



# MISSISSIPPI STATE BASEBALL

## 2021 NATIONAL CHAMPIONS

135 Seasons | 40 NCAA Tournament Appearances | 12 College World Series Appearances | 20 MLB First-Round Draft Picks

APRIL 25-27 | AUBURN | AUBURN, ALA. | PLAINSMAN PARK

### 2025 SCHEDULE & RESULTS

#### MISSISSIPPI STATE BY THE NUMBERS

Overall Record	24-17
SEC Record	6-12
at Dudy Noble Field	16-7
Road Games	5-7
Neutral Site Games	3-3
Streak	L1
Last 10 Games	6-4

#### February (7-2)

	TV	TIME
14 MANHATTAN (G1)	SECN+	W, 17-3 (7)
14 MANHATTAN (G2)	SECN+	W, 13-1 (7)
16 MANHATTAN	SECN+	W, 5-1
18 at Southern Miss	ESPN+	L, 3-0
21 MISSOURI STATE	SECN+	W, 3-1
22 MISSOURI STATE	SECN+	W, 9-3
23 MISSOURI STATE	SECN+	W, 6-4
25 #21 TROY	SECN+	L, 6-5
28 vs. Rice (3)	ASTROS.COM	W, 14-3 (7)

#### March (9-10)

1 vs. Arizona (3)	ASTROS.COM	L, 6-5
2 vs. Oklahoma State (3)	ASTROS.COM	L, 9-7
5 #20 SOUTHERN MISS	SECN+	W, 18-3 (7)
7 QUEENS	SECN+	W, 9-3
8 QUEENS	SECN+	W, 10-2
9 QUEENS	SECN+	W, 9-3
11 vs. Old Dominion (2)	SECN+	W, 9-4
12 vs. Nicholls (2)	SECN+	W, 2-1
14 #11 TEXAS*	SECN+	L, 8-7
16 #11 TEXAS*	SECN	L, 5-3 (7)
16 #11 TEXAS*	SECN+	L, 4-1 (7)
18 JACKSON STATE	SECN+	W, 16-3 (7)
21 at #10 Oklahoma*	SECN+	W, 2-1
22 at #10 Oklahoma*	SECN+	L, 13-11
23 at #10 Oklahoma*	SECN+	L, 7-3
25 SAMFORD	SECN+	W, 6-1
27 at #8 LSU*	SECN	L, 8-6
28 at #8 LSU*	SECN+	L, 2-1
29 at #8 LSU*	SECN+	L, 17-8

#### April (8-5)

1 at Memphis	ESPN+	W, 5-3
4 SOUTH CAROLINA*	SECN+	L, 7-3
5 SOUTH CAROLINA*	SECN+	W, 11-4
6 SOUTH CAROLINA*	SECN+	W, 6-0
8 at UAB	ESPN+	W, 8-3
11 at #12 Alabama*	SECN+	W, 13-3 (8)
12 at #12 Alabama*	SECN+	L, 4-1
13 at #12 Alabama*	SECN+	W, 4-2
15 SOUTHERN FLORIDA*	SECN+	W, 16-2 (7)
18 FLORIDA*	SECN	L, 13-3 (8)
19 FLORIDA*	ESPN	L, 11-8
20 FLORIDA*	ESPN2	W, 14-8
22 vs. Ole Miss (1)	SECN+	L, 8-7 (10)
25 at Auburn*	SECN+	6 p.m.
26 at Auburn*	SECN+	6 p.m.
27 at Auburn*	SECN+	2 p.m.
29 MEMPHIS	SECN+	6 p.m.

#### May (0-0)

2 KENTUCKY*	SECN+	6 p.m.
3 KENTUCKY*	SECN+	2 p.m.
4 KENTUCKY*	SECN	12 p.m.
9 OLE MISS*	SECN	7:30 p.m.
10 OLE MISS*	SECN+	2 p.m.
11 OLE MISS*	SECN+	1 p.m.
13 NORTH ALABAMA	SECN+	6 p.m.
15 at Missouri*	SECN+	6 p.m.
16 at Missouri*	SECN+	6 p.m.
17 at Missouri*	SECN+	2 p.m.

All times central and subject to change

**HOME GAMES IN BOLD CAPS** | \* - Southeastern Conference game  
(1) - Trustmark Park; Pearl, Miss. | (2) - Keesler Federal Park; Biloxi, Miss.  
(3) - Daikin Park; Houston



#### MISSISSIPPI STATE BULLDOGS

Record.....	24-17 (6-12 SEC)
Rankings.....	BA - NR, D1 - NR, NCBWA - NR, ..... Perfect Game - NR, USA Today - NR
Head Coach.....	Chris Lemonis
Career Record.....	372-224-2 (11th season)
Record at MSU.....	231-133 (7th season)



#### AUBURN TIGERS

Record.....	28-13 (9-9 SEC)
Rankings.....	BA - 12, D1 - 11, NCBWA - 11 ..... Perfect Game - 12, USA Today - 11
Head Coach.....	Butch Thompson
Career Record.....	311-226-1 (10th year)
Record at AU.....	311-226-1 (10th year)

### MATCHUPS AT A GLANCE

MSU	OFFENSE	AU	MSU	PITCHING/DEF.	AU
.302.....	Batting.....	.291	4.24.....	ERA.....	4.56
.519.....	Slugging.....	.470	343.2.....	IP.....	355.1
.403.....	On-Base Pct.....	.400	0.....	CGs.....	1
87.....	Doubles.....	77	7.....	Saves.....	11
4.....	Triples.....	4	456.....	Ks.....	396
66.....	Home Runs.....	52	.225.....	OBA.....	.237
177.....	Walks.....	190	.970.....	Fielding Pct.....	.979
37-44.....	SB-SBA.....	45-57	17.....	Double Plays.....	35

### PROBABLE PITCHERS

**FRI:** MSU - LHP Pico Kohn (Jr., 4-1, 3.29 ERA) vs. AU - RHP Samuel Dutton (Sr., 5-2, 2.43 ERA)

**SAT:** MSU - RHP Evan Siary (Jr. 0-1, 4.00 ERA) vs. AU - LHP Cade Fiser (Jr., 1-1, 4.71 ERA)

**SUN:** MSU - RHP Karson Ligon (Sr., 4-4, 5.63 ERA) vs. AU - TBA

### GAME COVERAGE

Date	TV/Stream	Play-by-Play	Analyst	Radio	PxP/Analyst
APRIL 25	SECN+	Graham Doty	Mark Fuller	96.1 FM/MSU App	Neil Price/Ron Polk
APRIL 26	SECN+	Lyn Rollins	Mark Fuller	96.1 FM/MSU App	Neil Price/Jay Powell
APRIL 27	SECN+	Lyn Rollins	Alan Dunn	96.1 FM/MSU App	Neil Price/Jay Powell

**Live Stats** - MSU.STATBROADCAST.COM

**X** - @HailStateBB | #HailState

### SERIES HISTORY

Series History	MSU leads 119-96-1	Last 5 Meetings	
<b>MSU Streak</b>	W2	4/21/24 (Starkville)	W, 4-3 (8)
<b>First Meeting</b>	1908	4/21/24 (Starkville)	W, 3-1 (7)
<b>Last Meeting</b>	2024	4/19/24 (Starkville)	W, 8-1
<b>Last MSU Series Win</b>	2024	4/23/23 (Auburn, Ala.)	L, 12-11
<b>Last AU Series Win</b>	2023	4/22/23 (Auburn, Ala.)	W, 11-10

### NUMBERS TO KNOW

# 11.9

Mississippi State's pitching staff ranks fourth nationally averaging 11.9 strikeouts per nine innings. They're also No. 5 in the country with a 3.38 strikeout-to-walk ratio.

# 24

Designated hitter Noah Sullivan enters the weekend having reached base in 24 consecutive games. Sullivan leads MSU's regulars with a .477 on-base percentage.

# 62

Hunter Hines ranks third among active Division I players with 62 career home runs. That total is also the second-most in MSU history behind Rafael Palmeiro (67).



## PROGRAM QUICK FACTS

### School Information

Location	Starkville, Mississippi
Founded	1878
Enrollment	23,150
President	Dr. Mark E. Keenum
Faculty Representative	Dr. Brent Fountain
Director of Athletics	Zac Selmon
Twitter	@ZacSelmon
Affiliation	NCAA Division I
Conference	Southeastern
Nickname	Bulldogs
Colors	Maroon and White

### Stadium

Name	Dudy Noble Field, Polk-DeMent Stadium
Capacity	15,000+
Field Dimensions	Left-330, Left Center-385, Center-400, Right Center-380, Right-305

### Team Information

2024 Overall Record (SEC)	40-23 (17-13)
2024 Home / Away / Neutral	25-9 / 8-11 / 7-3
2024 Postseason	NCAA Regional
Lettermen Returning/Lost	16/17
Position Starters Returning/Lost	3/6
Pitchers Returning/Lost	7/13
2025 Newcomers	21 (9 Freshmen, 12 Transfers)

### Program Information

First Year of Baseball	1885 (135th season)
First Year in SEC	1933 (Charter Member)
All-Time Record (Win %)	2,858-1,681-29 (.629)
All-Time SEC Record (Win %)	1,014-887-3 (.533)
SEC Championships (Last)	11 (2016)
SEC Tournament Championships (Last)	7 (2012)
NCAA Tournaments (Last)	40 (2024)
NCAA Super Regionals (Last)	10 (2021)
College World Series (Last)	12 (2021)
National Championship (Last)	1 (2021)

## MEDIA INFORMATION

### BASEBALL MEDIA PORTAL

Mississippi State has created an online portal for media members covering the Bulldogs' baseball program. To access the portal, visit [hailst.at/BBMedia](http://hailst.at/BBMedia).

The Baseball Press Box Page of HailState.com will include links to media guides, quick facts, game notes, box scores, recaps, pool photography and team and staff headshots.

### PRESS BOX SERVICES

A complete NCAA box score and pertinent game facts are available to members of the working media following each game. Seats will be assigned. A pregame meal will be passed out in the press box approximately one hour prior to each game.

The press box is equipped with high-speed internet and telephone access. It is also set up to accommodate television and team radio/video personnel.

### RADIO BROADCASTS

Dudy Noble Field houses radio lines to support home and visitor radio broadcasts. For more information on the phone lines, please contact Logan Lowery in the Communications office.

### POSTGAME INTERVIEWS

Requested MSU players, along with head coach Chris Lemonis, will be available for a postgame media session in the Omaha Room approximately 20 minutes after home games. The Mississippi State locker room and team spaces are closed to the media.

### MSU PLAYER/COACH AVAILABILITY

Players and coaches will be made available to the media upon request. Those wishing to set up an interview must contact Logan Lowery via phone or email at least 48 hours prior to the desired interview time. On gameday, players and coaches are only available postgame.

In most cases, players will be available for a brief time before or after practices which are typically scheduled on weekday afternoons.

Media members are NOT permitted to contact student-athletes on their own at any time. This includes phone, email, text or through social media platforms. Student-athletes' contact information will not be given out.

### PHOTOGRAPHERS / VIDEOGRAPHERS

A limited number of photographers and videographers will be permitted to shoot in the photo wells at each end of home and visiting dugouts. Those wishing to shoot a game must request access at least 48 hours before the game.

To access the SEC's media FTP, contact [licensing@xosdigital.com](mailto:licensing@xosdigital.com).

### CONTACT INFORMATION:

#### LOGAN LOWERY

#### Baseball

Office	(662)251-2467
Email	<a href="mailto:LLOWERY@athletics.msstate.edu">LLOWERY@athletics.msstate.edu</a>
X	<a href="https://twitter.com/loganlowery">@loganlowery</a>





## 2025 ROSTER

### NUMERICAL

#	Name	Pos.	B/T	Ht.	Wt.	Cl./Exp.	Hometown/High School (Previous School)
2	Sawyer Reeves	INF	R/R	6-3	205	Sr./Sr.	Lugoff, S.C. / Lugoff Elgin HS (The Citadel)
3	Ace Reese	INF	L/R	6-4	215	So./So.	Canton, Texas / Canton HS (Houston)
5	Aaron Downs	INF/OF	R/R	6-0	210	Sr./Sr.	Pella, Iowa / Heritage Academy
6	Landis Davila	OF	L/R	6-3	200	Fr./Fr.	Farragut, Tenn. / Farragut HS
7	Reed Stallman	INF	L/R	6-3	220	Sr./Sr.	Robins, Iowa / Alburnett HS (Campbell)
8	Charlie Foster	LHP	R/L	6-3	190	Fr./Fr.	Snellville, Ga. / Brookwood HS
9	Pico Kohn	LHP	L/L	6-4	200	Sr./Jr.	Verbena, Ala. / Chilton County HS
10	Dylan Cupp	INF	R/R	6-0	180	So./So.	Gedartown Ga. / Cedartown HS
11	Duke Stone	RHP	R/R	6-5	225	Fr./Fr.	Uvalda, Ga. / Jeff Davis HS
12	Evan Siary	RHP	R/R	6-1	205	Jr./Jr.	Columbus, Miss. / Starkville Academy
13	Nate Chester	INF	R/R	6-2	190	Sr./Sr.	Kansas City, Mo. / Liberty North HS (John A. Logan CC)
14	Cade O'Leary	RHP	R/R	6-4	190	Fr./Fr.	Knoxville, Tenn. / Farragut HS
15	Luke Dotson	LHP	L/L	6-4	195	So./So.	Marietta Ga. / Mount Paran Christian
16	Braden Booth	INF/RHP	R/R	6-2	200	Fr./Fr.	Madison, Ala. / Bob Jones HS
17	Stone Simmons	RHP	R/R	6-4	235	Gr./Sr.	Houston, Texas / The Kinkaid School (Furman)
18	Noah Sullivan	DH/RHP	R/R	6-1	225	Sr./Jr.	Orlando, Fla. / Dr. Phillips HS (USC Upstate)
19	Robert Fortenberry	LHP	L/L	6-0	220	Jr./Jr.	Frisco, Texas / Wakeland HS (Weatherford CC)
22	Ross Highfill	C	R/R	6-0	200	Jr./So.	Madison, Miss. / Madison Central HS
23	Jackson Owen	C	R/R	5-10	200	Sr./Jr.	Starkville, Miss. / Starkville HS (Northeast Mississippi CC)
25	Bradley Loftin	LHP	L/L	6-3	200	Jr./Jr.	Southaven, Miss./DeSoto Central
26	Chase Hungate	RHP	L/R	6-1	175	Sr./Sr.	Abingdon, Va. / Abingdon HS (Virginia)
27	Gavin Black	RHP	L/R	6-0	195	Jr./Jr.	Bogart, Ga. / North Oconee HS (Northwest Florida State College)
28	Ryan McPherson	RHP	R/R	6-3	205	Fr./Fr.	Hollywood, Fla. / North Broward Prep
29	Nate Williams	RHP	R/R	6-4	250	Sr./Jr.	Acworth, Ga./North Cobb (Florence Darlington CC)
30	Jacob Pruitt	RHP	R/R	6-1	185	Jr./Jr.	Yorktown, Ind. / Yorktown HS (Indiana State)
31	Karson Ligon	RHP	R/R	6-2	205	Sr./Sr.	Sarasota, Fla. / River View HS (Miami (Fla.))
32	Michael O'Brien	OF	L/L	6-0	185	So./So.	River Ridge, La. / John Curtis Christian
34	Gehrig Frei	INF	S/R	6-1	200	Sr./Jr.	Alpharetta, Ga. / South Forsyth HS (North Alabama)
35	Ben Davis	RHP/C	R/R	6-3	215	Jr./Jr.	Booneville, Miss. / Booneville HS (Itawamba CC)
36	Nolan Stevens	INF/OF/LHP	L/L	6-3	210	So./So.	Elk Grove, Calif. / Franklin HS
38	Bryce Chance	OF	R/R	5-10	180	Sr./Jr.	Ridgeland, Miss. / Madison-Ridgeland Academy
42	Jack Gleason	RHP	R/R	6-1	180	Fr./Fr.	Germantown, Tenn. / Briarcrest Christian HS
43	Steven Spalitta	INF/C	L/R	5-10	185	So./So.	Mandeville, La. / Fountain Bleau HS
44	Hunter Hines	INF/OF	L/R	6-3	210	Sr./Sr.	Madison, Miss. / Madison Central HS
45	Dane Burns	LHP	R/L	6-5	220	Fr./Fr.	Celina, Texas / Prosper HS
47	JT Schnoor	RHP	R/R	6-4	215	Jr./Jr.	Pascagoula, Miss. / Resurrection Catholic School (Pearl River CC)
48	Kevin Mannell	RHP	R/R	6-4	210	Jr./Jr.	Topeka, Kan. / Seaman HS (Kansas State / Cloud County CC)
49	Gatlin Sanders	INF/OF	L/R	5-11	175	Jr./Jr.	Madison, Miss. / Madison Central HS (Jones CC)
52	Lukas Buckner	INF	L/R	5-9	170	Fr./Fr.	Knoxville, Tenn. / Farragut HS
55	Joe Powell	C	R/R	5-10	185	Gr./Sr.	Mason, Ohio / Mason HS (Cincinnati)

### COACHING / SUPPORT STAFF

**Chris Lemonis** - Head Coach (Seventh Season at Mississippi State, 11th Overall; The Citadel, 1992)

**Jake Gautreau** - Assistant Coach (Eighth Season; Tulane, 2011)

**Justin Parker** - Assistant Coach (Second Season; Wright State, 2012)

**Kyle Cheesebrough** - Assistant Coach (Seventh Season; Louisville, 2010)

**Roger Rodeheaver** - Director of Operations (Seventh Season; Indiana, 2010)

**Blake Loper** - Coordinator of Operations (Fourth Season; Mississippi State, 2020)

**Bobby Austin** - Coordinator of Player Development (Fifth Season; NC State, 2019)

**Scott Shipman** - Strength and Conditioning Coach (Third Season; Augusta University, 2013)

**Jason Wire** - Associate Athletic Trainer (15th Season; St. Cloud State, 2006)

## ROSTER BREAKDOWN

### BY POSITION

**RHP – 16** (Black, Booth, Davis, Gleason, Hungate, Ligon, Mannell, McPherson, O'Leary, Pruitt, Schnoor, Siary, Simmons, Stone, Sullivan, Williams)

**LHP – 7** (Burns, Dotson, Fortenberry, Foster, Kohn, Loftin, Stevens)

**INF – 14** (Booth, Buckner, Chester, Cupp, Downs, Frei, Hines, Reese, Reeves, Sanders, Spalitta, Stallman, Stevens, Sullivan)

**OF – 7** (Chance, Davila, Downs, Hines, O'Brien, Sanders, Stevens)

**C – 5** (Davis, Highfill, Owen, Powell, Spalitta)

### BY CLASS

**FRESHMEN – 9** (Booth, Buckner, Burns, Davila, Foster, Gleason, McPherson, O'Leary, Stone)

**SOPHOMORES – 6** (Cupp, Dotson, O'Brien, Reese, Spalitta, Stevens)

**JUNIORS – 10** (Black, Davis, Fortenberry, Highfill, Loftin, Mannell, Pruitt, Sanders, Schnoor, Siary)

**SENIORS – 13** (Chance, Chester, Downs, Frei, Hines, Hungate, Kohn, Ligon, Owen, Reeves, Stallman, Sullivan, Williams)

**GRADUATES – 2** (Powell, Simmons)

### BY EXPERIENCE

**FRESHMEN – 9** (Booth, Buckner, Burns, Davila, Foster, Gleason, McPherson, O'Leary, Stone)

**SOPHOMORES – 7** (Cupp, Dotson, Highfill, O'Brien, Reese, Spalitta, Stevens)

**JUNIORS – 15** (Black, Chance, Davis, Fortenberry, Frei, Kohn, Loftin, Mannell, Owen, Pruitt, Sanders, Schnoor, Siary, Sullivan, Williams)

**SENIORS – 9** (Chester, Downs, Hines, Hungate, Ligon, Powell, Reeves, Simmons, Stallman)

### BY STATE

**MISSISSIPPI – 9** (Chance, Davis, Highfill, Hines, Loftin, Owen, Sanders, Schnoor, Siary)

**GEORGIA – 7** (Black, Cupp, Dotson, Foster, Frei, Stone, Williams)

**Tennessee – 4** (Buckner, Davila, Gleason, O'Leary)

**TEXAS – 4** (Burns, Fortenberry, Reese, Simmons)

**FLORIDA – 3** (Ligon, McPherson, Sullivan)

**ALABAMA – 2** (Booth, Kohn)

**IOWA – 2** (Downs, Stallman)

**LOUISIANA – 2** (O'Brien, Spalitta)

**CALIFORNIA – 1** (Stevens)

**INDIANA – 1** (Pruitt)

**KANSAS – 1** (Mannell)

**MISSOURI – 1** (Chester)

**OHIO – 1** (Powell)

**SOUTH CAROLINA – 1** (Reeves)

**VIRGINIA – 1** (Hungate)

## PRONUNCIATION GUIDE

Landis <b>Davila</b>	Duh-vi-lah
Gehrig <b>Frei</b>	Fry
Jake <b>Gautreau</b>	Go-TRO (long o)
Pico <b>Kohn</b>	Konn
Chris <b>Lemonis</b>	Luh-MOE-niss
Karson <b>Ligon</b>	LIG-in
Kevin <b>Mannell</b>	MUH-nell
JT <b>Schnoor</b>	S-newer
Evan <b>Siary</b>	Sea-air-EE
Steven <b>Spalitta</b>	Spuh-lee-tuh



## PROJECTED STARTERS

2025 statistics listed | Probable starters based on previous games

Pos.	Name	Elg.	B/T	Ht./Wt.	Avg.	H	HR	RBI	Notes
C	Joe Powell	Sr.	R/R	5-10/185	.235	12	3	17	Former firefighter/EMT trainee has started 17 games behind the plate including 11 starts in SEC play; Hit three-run homer in Sunday's win vs. Florida.
1B	Hunter Hines	Sr.	L/R	6-3/210	.269	39	8	29	His 62 career homers ranks third most among active D1 players; Currently ranked second all-time at MSU in homers behind Rafael Palmeiro (67).
2B	Gatlin Sanders	Jr.	L/R	5-11/175	.345	29	0	14	Has started 26 of the last 30 games at second base and has a hit in 20 of those starts; Has only committed one error all season.
SS	Sawyer Reeves	Sr.	R/R	6-3/205	.325	26	2	11	Started eight-straight games at shortstop beginning at Alabama series; Former Citadel cadet is the only married player on the team.
3B	Ace Reese	So.	R/R	6-3/205	.333	52	13	48	Leads the team in hits, homers and RBIs; Has 15 multi-RBI games and three multi-HR games this season; Tied for eighth in the SEC in HRs and RBIs.
LF	Gehrig Frei	Jr.	S/R	6-1/200	.388	31	5	13	Leads team in batting average; Started 11 of last 13 games in LF; Has hit three leadoff home runs; Has starts at 1B, 2B, 3B, LF, DH this season.
CF	Bryce Chance	Jr.	R/R	5-10/180	.290	40	3	22	Has started 38 of 41 games and batted in five different spots in the lineup; Can play all three outfield spots; Nickname is "Beans".
RF	Reed Stallman	Sr.	L/L	6-3/220	.274	23	8	23	Blasted two home runs during Florida series; Has made starts in left field, right field and first base this season; Hit in six different spots in the order.
DH	Noah Sullivan	Jr.	R/R	6-1/225	.345	48	9	31	DH in all 41 games and has reached base in 24-consecutive games; Has also made six midweek starts on the mound.

## TEAM STATISTICAL RANKINGS



NCAA Category	Rank	Rank
<b>Batting</b>		
Base on Balls	167	123
Batting Average	53	87
Doubles	32	105
Doubles Per Game	48	130
Hit By Pitch	106	67
Hits	55	80
Home Runs	24	59
Home Runs Per Game	25	75
On-Base Percentage	84	91
Runs Scored	73	117
Sacrifice Bunts	193	209
Sacrifice Flies	179	100
Scoring	91	136
Slugging Percentage	27	87
Stolen Bases	205	161
Stolen Bases Per Game	219	181
Triples	252	252
Triples Per Game	265	265
<b>Pitching</b>		
Earned Run Average	25	45
Hit Batters	293	218
Hits Allowed Per 9 Inn.	19	24
Shutouts	140	14
Strikeout-to-Walk Ratio	5	13
Strikeouts Per 9 Innings	4	26
WHIP	10	19
Walks Allowed Per 9 Inn.	23	31
<b>Miscellaneous</b>		
Double Plays Turned	272	19
Double Plays Per Game	290	34
Fielding Percentage	112	20
Triple Plays	--	--
RPI	47	3

National statistical rankings listed above will be updated prior to each weekend series and midweek games.

## National Rankings

### Baseball America

1. Texas
2. Clemson
3. North Carolina
4. LSU
5. Tennessee
6. Oregon State
7. Arkansas
8. Vanderbilt
9. Georgia
10. Florida State
11. Oklahoma
12. Auburn
13. UC Irvine
14. West Virginia
15. Troy
16. Coastal Carolina
17. Western Kentucky
18. UCLA
19. Louisville
20. Oregon
21. Arizona
22. Ole Miss
23. TCU
24. Alabama
25. Georgia Tech

### D1Baseball

1. Texas
2. Clemson
3. Oregon State
4. Florida State
5. Arkansas
6. Tennessee
7. LSU
8. North Carolina
9. Vanderbilt
10. Georgia
11. Auburn
12. UC Irvine
13. Oregon
14. Oklahoma
15. UCLA
16. Arizona
17. West Virginia
18. Alabama
19. Louisville
20. Troy
21. Coastal Carolina
22. Southern Miss
23. Ole Miss
24. Georgia Tech
25. NC State

### NCBWA

1. Texas
2. Clemson
3. Oregon State
4. Tennessee
5. LSU
6. Arkansas
7. Florida State
8. North Carolina
9. Georgia
10. West Virginia
11. Auburn
12. Oklahoma
13. UC Irvine
14. UCLA
15. Vanderbilt
16. Alabama
17. Coastal Carolina
18. Troy
19. Ole Miss
20. Arizona
21. Oregon
22. Dallas Baptist
23. Kansas
24. Southern Miss
25. McNeese

### Perfect Game

1. Texas
2. Clemson
3. LSU
4. Oregon State
5. Georgia
6. Arkansas
7. Tennessee
8. Florida State
9. West Virginia
10. North Carolina
11. UC Irvine
12. Auburn
13. Oregon
14. Coastal Carolina
15. Arizona
16. Oklahoma
17. UCLA
18. Ole Miss
19. Vanderbilt
20. Dallas Baptist
21. Georgia Tech
22. Troy
23. TCU
24. Western Kentucky
25. Alabama

### USA Today Coaches

1. Texas
2. Clemson
3. Oregon State
4. Arkansas
5. LSU
6. Tennessee
7. Florida State
8. North Carolina
9. Georgia
10. Vanderbilt
11. Auburn
12. UC Irvine
13. Oklahoma
14. West Virginia
15. UCLA
16. Oregon
17. Alabama
18. Ole Miss
19. Arizona
20. Coastal Carolina
21. Louisville
22. Georgia Tech
23. Troy
24. Southern Miss
25. NC State



## PITCHING PROBABLES

## GAME 1



## #9 Pico Kohn LHP

6-4 | 200 | Verbena, Ala. | Chilton County HS


**2025:** 4-1, 3.29 ERA, 10 G/10 GS, 54.2 IP, 41 H, 20 ER, 14 BB, 81 SO**CAREER:** 7-4, 3.80 ERA, 40 G/20 GS, 120.2 IP, 102 H, 51 ER, 43 BB, 151 SO**2025 SEASON**

- Earned his first Friday night start in the season opener against Manhattan.
- Earned Astros Foundation College Classic All-Tournament honors.
- Talled career-high 11 strikeouts vs. Manhattan, Missouri State and Florida.
- Garnered first SEC Pitcher of the Week honor after earning a win at No. 10 Oklahoma by pitching six shutout innings with 10 strikeouts and only allowing two hits.
- Struck out eight-straight Sooners on March 21.

## 2025 GAME LOG

DATE	OPP.	DEC.	IP	H	R	ER	HR	BB	K	NP	ERA
2/14	*Manhattan-1	W	5.0	1	0	0	0	0	11	69	0.00
2/21	*Missouri State	--	6.1	4	1	1	0	0	11	86	0.79
2/28	*vs. Rice	W	6.1	4	3	2	1	2	6	93	1.53
3/7	*Queens	W	6.0	4	3	3	0	2	9	84	2.28
3/14	*Texas	--	6.0	3	5	4	1	1	6	86	3.03
3/21	*at Oklahoma	W	6.0	2	0	0	0	2	10	105	2.52
3/28	*at LSU	L	5.0	5	2	2	2	0	8	93	2.66
4/4	*South Carolina	--	5.0	6	3	3	1	3	6	97	2.96
4/11	*at Alabama	--	4.0	6	3	3	1	2	3	73	3.26
4/18	*Florida	--	5.0	6	2	2	1	2	11	98	3.29
<b>TOTALS</b>			<b>54.2</b>	<b>41</b>	<b>22</b>	<b>20</b>	<b>7</b>	<b>14</b>	<b>81</b>	<b>984</b>	<b>3.29</b>

## GAME 2



## #12 Evan Siary RHP

6-1 | 205 | Columbus, Miss. | Starkville Academy


**2025:** 0-1, 4.00 ERA, 10 G/5 GS, 27.0 IP, 24 H, 12 ER, 10 BB, 33 SO**CAREER:** 1-6, 6.10 ERA, 34 G/12 GS, 76.2 IP, 87 H, 52 ER, 28 BB, 83 SO**2025 SEASON**

- Made five-straight scoreless appearances to start the season.
- Earned his first start of the season in Biloxi vs. Old Dominion on March 11 where he tossed three shutout innings with five strikeouts and only surrendered three base runners.
- Pitched a season-high 4 1/3 innings vs. South Carolina in a start on April 5.

## 2025 GAME LOG

DATE	OPP.	DEC.	IP	H	R	ER	HR	BB	K	NP	ERA
2/18	at Southern Miss	--	1.0	1	0	0	0	0	1	24	0.00
2/11	Troy	--	1.1	0	0	0	0	0	3	18	0.00
3/5	Southern Miss	--	1.0	0	0	0	0	0	0	8	0.00
3/11	*vs. Old Dominion	--	3.0	2	0	0	0	1	5	46	0.00
3/16	Texas-1	--	2.1	0	0	0	0	1	5	29	0.00
3/22	at Oklahoma	--	3.0	4	3	3	1	1	1	40	2.31
3/27	*at LSU	--	3.0	3	2	1	1	1	3	56	2.45
4/5	*South Carolina	--	4.1	5	4	4	3	2	5	75	3.79
4/12	*at Alabama	L	4.0	5	2	2	0	2	4	78	3.91
4/19	*Florida	--	4.0	4	2	2	0	2	6	82	4.00
<b>TOTALS</b>			<b>27.0</b>	<b>24</b>	<b>13</b>	<b>12</b>	<b>5</b>	<b>10</b>	<b>33</b>	<b>456</b>	<b>4.00</b>

## GAME 3



## #31 Karson Ligon RHP

6-2 | 205 | Sarasota, Fla. | River View HS | Miami (Fla.)

**2025:** 4-4, 5.63 ERA, 10 G/10 GS, 38.1 IP, 37 H, 24 ER, 14 BB, 47 SO**CAREER:** 14-12, 4.98 ERA, 51 G/37 GS, 188.0 IP, 180 H, 104 ER, 87 BB, 172 SO**2025 SEASON**

- Talled a season-high nine strikeouts in vs. Queens on March 9.
- The nine strikeouts against Queens were the most during his two seasons at MSU after transferring in from Miami (Fla.).
- He also logged five shutout frames vs. Queens.
- Pitched back-to-back one-hit starts vs. South Carolina and Alabama totaling 10 innings without allowing an earned run.
- Logged six shutout frames in a win vs. South Carolina with eight strikeouts, one walk and one hit allowed on April 6.

## 2025 GAME LOG

DATE	OPP.	DEC.	IP	H	R	ER	HR	BB	K	NP	ERA
2/14	*Manhattan-2	W	4.0	4	1	1	0	0	8	68	2.25
2/22	*Missouri State	--	3.0	2	1	0	0	3	3	66	1.29
3/1	*vs. Arizona	L	2.0	4	5	4	1	1	3	53	5.00
3/9	*Queens	W	5.0	2	0	0	0	2	9	82	3.21
3/16	*Texas-2	L	3.2	4	2	2	1	0	4	61	3.57
3/23	*at Oklahoma	L	5.0	4	5	5	1	3	5	93	4.76
3/29	*at LSU	L	0.2	7	8	7	1	0	0	33	7.33
4/6	*South Carolina	W	6.0	1	0	0	0	1	8	74	5.83
4/13	*at Alabama	--	4.0	1	1	0	0	2	3	63	5.13
4/20	*Florida	W	5.0	8	5	5	2	2	4	92	5.63
<b>TOTALS</b>			<b>38.1</b>	<b>37</b>	<b>28</b>	<b>24</b>	<b>6</b>	<b>14</b>	<b>47</b>	<b>685</b>	<b>5.63</b>





## MSU RECORD WHEN...

	OVERALL	SEC
Overall	24-17	6-12
vs. Top-5 Teams	0-0	0-0
vs. Top-10 Teams	1-5	1-5
vs. Top-25 Teams	4-11	3-9
Non-Conference	18-5	0-0
At Home	16-7	3-6
On the Road	5-7	3-6
At Neutral Sites	3-3	0-0
In Day Games	13-9	4-6
In Night Games	10-6	2-6
vs. Teams .500 Or Better	13-17	6-12
vs. Teams Worse Than .500	11-0	0-0
vs. Left-Handed Starter	4-5	2-5
vs. Right-Handed Starter	20-12	4-7
When Starter Receives Decision	12-8	3-5
When Reliever Receives Decision	12-9	3-7
When Starter Goes 5+ Innings	9-5	3-5
When Starter Goes >5 Innings	15-12	3-7
When Scoring First	20-6	5-4
When Opponent Scores First	4-11	1-8
When Leading After 6 Innings	21-3	4-1
When Trailing After 6 Innings	1-11	0-7
When Tied After 6 Innings	2-3	1-2
When Leading After 8 Innings	17-1	4-0
When Trailing After 8 Innings	0-12	0-8
When Tied After 8 Innings	0-1	0-0
In One-Run Games	2-5	1-2
In Two-Run Games	4-4	1-3
In 5+ Run Games	16-1	5-1
Weekend Series W-L-T	5-3	2-3
Series Sweeps/Times Swept	2/2	0/2
When Scoring 0-2 Runs	2-4	1-3
When Scoring 3-5 Runs	4-6	1-4
When Scoring 6-9 Runs	8-6	1-4
When Scoring 10+ Runs	10-1	3-1
Shutouts/Times Shut Out	1/1	1/0
In Extra Innings	0-1	0-0
When Opponent Scores 4 Runs Or Less	23-4	5-3
When Opponent Scores 5 Runs Or More	1-11	1-9
When Out-Hitting Opponent	20-5	6-3
When Out-Hit by Opponent	2-5	0-4
When Hits Are Equal	2-7	0-5
When Hitting A Home Run	19-10	5-7
When Opponent Hits A Home Run	6-15	2-10
When Errorless	10-5	1-5
When Committing One Error	10-6	3-2
When Committing 2+ Errors	4-6	2-5
When Opponent is Errorless	6-7	3-6
When Opponent Commits One Error	11-8	1-5
When Opponent Commits 2+ Errors	5-1	0-0
Game 1 of Weekend	6-4	2-4
Game 2 of Weekend	4-6	1-5
Game 3 of Weekend	6-4	3-3
Monday	0-0	0-0
Tuesday	7-3	0-0
Wednesday	1-0	0-0
Thursday	0-1	0-1
Friday	7-4	2-4
Saturday	3-5	1-5
Sunday	6-3	3-2

## BIG GAME HUNTER

- Senior infielder Hunter Hines was named Pre-season First Team All-SEC First Basemen. The senior enters his fourth year with the Diamond Dawgs and is a three-time All-American.
- Entering the year, Hines had hit 16 or more home runs in each of his first three seasons. He has 62 career home runs over his career in the Maroon and White, which is the third-most by any active player in the NCAA.
- Hines' 62 home runs are the second-most in school history. He needs five more to tie the school record set by Rafael Palmeiro (1983-85).
- Hines' 198 career RBIs ranks ninth in school history and ranks fourth among active Division I players.
- The senior first baseman from Madison is one RBI short of tying Will Clark (1983-85) for eighth all-time. Richard Lee (1995-98) holds the school record for RBIs with 265.
- During the 2023 season, Hines hit 22 home runs, the sixth-most in a single season history at State. He was the first 20+ homer player at MSU since Brent Rooker (2014-17) hit 23 in 2017.

## MSU CAREER HOME RUN LIST (1-2)

Rk.	Player	G	HRs
1.	Rafael Palmeiro (1983-85)	183	67
2.	<b>Hunter Hines (2022-Present)</b>	<b>210</b>	<b>62</b>
3.	Will Clark (1983-85)	175	61

## MSU CAREER RBI LIST (7-10)

Rk.	Player	G	RBIs
7.	Travis Chapman (1997-00)	248	202
8.	Will Clark (1983-85)	175	199
9.	<b>Hunter Hines (2022-Present)</b>	<b>210</b>	<b>198</b>
10.	Tracy Echols (1986-87, 89-90)	237	182
	Tanner Allen (2018-21)	210	182

- Besides hitting for power, Hines has collected 226 hits in his career, tied for fifth-most by an active player in the SEC.
- D1 Baseball ranked the top 50 first basemen this season and Hines was ranked as the 12th best firstbasemen coming into the 2025 season.
- Hines was also ranked as the 12th-best first basemen in the nation according to D1 Baseball.

## PICO DE GUY-O

- Mississippi State's Pico Kohn was named to the watch list for the 2025 National Pitcher of the Year.
- Kohn is one of 54 pitchers from around the country and one of nine from the Southeastern Conference selected to the watch list by the College Baseball Foundation and College Baseball Hall of Fame. The left-handed junior has made 10 starts for the Diamond Dawgs compiling a 4-1 record, 3.29 earned run average, 81 strikeouts and only 14 walks in 54 2/3 innings of work this season.
- Kohn has held opposing hitters to a .204 batting average against him with a WHIP of 1.01. He ranks fifth in the SEC in strikeouts, tied for seventh in innings pitched and ninth in ERA.
- The Verbena, Alabama native has struck out a career-high 11 batters on three different occasions this spring, including his most recent start on Friday. Kohn was also tabbed the SEC Pitcher of the Week following his 10-strikeout, two-hit performance at then No. 10 Oklahoma across six shutout innings on March 24. During one stretch, he struck out eight-straight Sooners.
- MSU has had two hurlers win National Pitcher of the Year honors. Chris Stratton was selected by Perfect Game in 2012 and Ethan Small earned the distinction from the ABCA and the College Baseball Hall of Fame in 2019.

## GOING DOWNTOWN

- Aaron Downs was homerless in his three previous seasons at Mississippi State (152 at bats).

- So far this spring, Downs has homered seven times in 68 at bats and ranks fourth on the team in long balls and third with a slugging percentage of .618.
- The senior outfielder from Pella, Iowa bolstered his power numbers against Queens where he had back-to-back two-homer games on March 8-9.

## DIAMOND DAWGS ARE DEALIN'

- The Diamond Dawgs' pitching staff continues to be one of the nation's elite. Mississippi State ranks fourth in the country in strikeouts per nine innings (11.9) and is fifth in strikeout-to-walk ratio (3.38).
- The Bulldogs also rank 10th in Division I with a WHIP (walks, hits, innings pitched) of 1.24.
- Opposing hitters are batting just .225 against State.
- Of the 21 pitchers that have taken the mound for the Bulldogs this season, 14 have made their MSU debuts.

## HEART OF STONE

- Graduate pitcher Stone Simmons returned to the mound this season after missing nearly three full years due to injury.
- Simmons suffered an elbow injury on March 5, 2022 and was out of action until Feb. 16, 2025, a span of 1,079 days without pitching in a collegiate game.
- Simmons served as the Bulldogs' primary first base coach during his recovery.
- The right-hander from Houston, Texas has wore a number of hats for MSU this season. He has started three games, made eight relief appearances and is tied for the team lead with two saves.
- Simmons' save at Memphis on April 1 marked the first game he has closed since May 1, 2021 vs. Texas A&M, a span of 1,431 days.
- Simmons is the lone remaining player from MSU's national championship team in 2021.

## HOORAY FOR HUNGATE

- Prior to the start of the season, Chase Hungate, was named to the NCBWA Stopper of the Year Watch List. This award is given to the top relief pitcher in NCAA Division I Baseball.
- Hungate transferred to State from Virginia where he appeared in 30 games and posted a 7-2 record last season as a junior.
- Over his career, he has posted 18 wins and has appeared in 81 games. He has pitched 163 1/3 innings, with a career-high 63 innings coming his freshman season at VCU. He has tallied 121 strikeouts and has only issued 35 walks.
- This season, he is tied for the team with 14 appearances, all out of the bullpen and is knotted for the team lead with two saves.
- Hungate's 81 career appearances ranks third among active players in the SEC.

## THREE TWO-HITTERS

- State's pitching staff is responsible for three two-hitters this season.
- Stone Simmons, Charlie Foster, Robert Fortenberry, Luke Dotson and Chase Hungate combined to limit Missouri State to two hits in a 6-4 win on Feb. 23.
- Karson Ligon and Simmons followed up with another two-hitter to seal the Bulldogs' first SEC series victory in a 6-0 win over South Carolina on April 6.
- The shutout vs. the Gamecocks was MSU's first in SEC play since blanking Ole Miss on the road on April 12, 2024.
- Ligon, Hungate and Nate Williams posted another two-hit performance in SEC play at 12th-ranked Alabama on April 13 to help the Bulldogs secure their eighth-straight series win over the Crimson Tide since 2016.

## 20 K GAME

- The 20 punchouts against Troy on Feb. 25 was the most by the Dawgs this season. Every



pitcher who pitched in the game for State recorded a strikeout.

- The 20 strikeouts by the Bulldogs was the most since fanning 20 against Texas in the College World Series on June 21, 2021.
- The 20 strikeouts by Bulldog pitching was the third-most in a single game at that point in the season. Indiana and Western Kentucky posted 21 each on opening weekend.
- Making his first start of the season, Jacob Pruitt paced the team as he tallied nine punchouts in four innings of work. The nine Ks for Pruitt was the most since March 1, 2024, when he tallied 11 strikeouts against Southern Miss when he was at Indiana State.
- The Diamond Dawgs nearly reached that tally again four days later when they struck out 18 against Arizona on March 1 in Houston as part of the Astros Foundation College Classic.

#### SULLIVAN A TOP TWO-WAY TALENT

- One of the top-ranked two-way players, Noah Sullivan, was named a preseason All-American by the NCBWA.
- Sullivan was named as a utility player after posting outstanding numbers at USC Upstate. Sullivan was 8-1 on the mound in 75 and 2/3 innings pitched. He didn't slow down at the plate as he hit .324 with 17 home runs and 56 RBIs.
- Last season, Sullivan was named as a First Team All-Big South as a utility player and second team All-Big South as a starting pitcher.
- He earned Big South Player of the Week and Starting Pitcher of the week honors during the season.
- According to D1 Baseball, Noah Sullivan was ranked as the No. 20 first basemen in the nation.
- Against Troy on Feb. 25, Sullivan hit his first home run as a Bulldog, a grand slam. It was the first grand slam the Dawgs have had since Amani Larry's against Alabama on May 3, 2024.
- Sullivan has started every game at DH and tops the team with a .477 on-base percentage and 11 doubles. He also ranks second in batting average (.345), hits (48), homers (9) and RBIs (31).
- The junior right-hander has also made six midweek starts with a 2.35 ERA, nine strikeouts and just two walks in 15.1 innings of work.

#### BEST FANS IN THE LAND

- Mississippi State has the **BEST** fans in collegiate baseball, which showed during the 2024 season. The Dawgs averaged the most fans in the nation drawing 10,903 per game.
- Over 20 home games at Dudy Noble this season, MSU is averaging 10,404 fans per game, the second-best mark in the nation.
- Mississippi State had 24 games during the 2024 season with 10,000+ fans in attendance, which was a single season school record. How many games in 2025, will the Diamond Dawgs end with over 10,000 fans?

#### MSU SEASONS WITH 10,000+ FANS

Rk.	Season	G
1.	2024	24
2.	2023	19
3.	2022	16
4.	2025	12

- Over 2023 Super Bulldog Weekend, the Dawgs set the NCAA On-Campus Attendance Record as The Dude saw 16,423 fans into the stadium when the Diamond Dawgs took on Ole Miss on April 15, 2023.
- The Dawgs hold the top 15 marks in NCAA history for NCAA on-campus facilities. Dudy Noble Field holds 24 of the 25 largest crowds in NCAA history.

#### BIG LEAGUE TALENT

- Mississippi State is great at turning out major league talent, with 71 Diamond Dawgs reaching the highest level of the sport.
- Jake Mangum was the latest Bulldog called up to the Big Leagues on March 29. He made his MLB debut the following day and followed up with a 4-for-4 performance in his second game with three singles, a double, two steals and a run scored.
- The 2024 MLB Draft saw 11 Diamond Dawgs get drafted. That was the most drafted by any school in the 2024 draft.
- Mississippi State has had 20 players drafted in the first round of the MLB Draft all-time. The most recent first-rounder was Jurrangelo Cijntje who was drafted 15th overall by the Seattle Mariners in 2024. MSU has had a first-round pick in five of the last six years.
- Since the 2020 MLB Draft, State has had 29 players drafted.
- Since 2016, the Diamond Dawgs have had three or more players drafted in each draft. During that span, MSU had seven first-round selections, including the highest drafted right-handed pitcher from State, Will Bednar, at No. 14 overall in 2021.

#### THE MAYOR TO THE MAJORS

- Jake Mangum became the 71st Diamond Dawg promoted to MLB when the Tampa Bay Ray called up the 29-year old outfielder on March 29.
- Mangum went 4-for-4 with three singles, a double, two RBIs, two steals and scored a run in his second-career game on March 31. He became just the first MLB player since 1912 to have four-plus hits and two-plus steals in his first two games in the big leagues.
- Mangum was a four-year starter at MSU from 2016-19 and is the all-time hits leader in the Southeastern Conference with 383.
- The Pearl native was a two-time All-American, two-time Ferris Award winner, three-time first team All-SEC selection and the 2016 SEC Freshman of the Year after leading the league with a .409 batting average.
- During his time in Starkville, "The Mayor" helped guide the Bulldogs to the SEC regular season championship in 2016, reached an NCAA Super Regional in all four years and appeared in the College World Series in each of his final two seasons.
- Mangum resides in Starkville during the off-season and trains at MSU's facilities. He is also a fixture at other Bulldog sporting events and hosts multiple athletic department podcasts.

#### 2024 MLB DRAFT

- Mississippi State had the best MLB Draft of any college during 2024. MSU had 11 players selected, the most by any college in the nation.
- The 11 players picked tied a school record for players selected in a single draft.
- Out of the 11 players drafted, eight were pitchers, which set a new program record.
- Jurrangelo Cijntje became the 20th Bulldog selected in the first round, when he went 15th overall to the Seattle Mariners.
- Of the players drafted in the 2024 MLB Draft, five players were ranked in the Baseball American Top 30 prospect.

#### THE JUSTIN PARKER EFFECT

- Pitching Coach Justin Parker was in full force during his first season at Mississippi State in 2024.
- In his first season at MSU, Parker decreased the Diamond Dawgs ERA by 2.84, lowered the walk total by 104 and increased the strikeouts by 101.
- Mississippi State had the fourth-best ERA in the SEC and the 13th best in the nation as they posted a 4.17 team ERA.

## MISC. HITTING STATS

#### 2025 MULTI-HIT GAMES

PLAYER	2	3	4	5+	TOTAL
Ace Reese	11	4	1	-	16
Bryce Chance	11	1	-	-	12
Noah Sullivan	6	5	1	-	12
Gehrig Frei	7	3	-	-	10
Hunter Hines	5	3	-	-	8
Gatlin Sanders	7	-	-	-	7
Dylan Cupp	7	-	-	-	7
Reed Stallman	4	2	-	-	6
Nolan Stevens	4	2	-	-	6
Aaron Downs	4	1	-	-	5
Sawyer Reeves	3	1	1	-	5
Ross Highfill	5	-	-	-	5
Joe Powell	2	-	-	-	2
Lukas Buckner	2	-	-	-	2
Steven Spalitta	1	-	-	-	1
<b>TOTAL</b>	<b>79</b>	<b>22</b>	<b>3</b>	<b>-</b>	<b>104</b>

#### 2025 MULTI-RBI GAMES

PLAYER	2	3	4	5+	TOTAL
Ace Reese	11	2	1	1	15
Hunter Hines	5	1	2	-	8
Noah Sullivan	4	3	1	-	8
Joe Powell	4	2	-	-	6
Reed Stallman	3	2	1	-	6
Nolan Stevens	3	2	-	-	5
Bryce Chance	3	2	-	-	5
Gatlin Sanders	4	-	-	-	4
Aaron Downs	1	1	1	1	4
Dylan Cupp	2	1	-	-	3
Sawyer Reeves	2	-	1	-	3
Ross Highfill	2	-	1	-	3
Gehrig Frei	2	-	-	-	2
Steven Spalitta	-	1	-	-	1
<b>TOTAL</b>	<b>46</b>	<b>17</b>	<b>8</b>	<b>2</b>	<b>73</b>

#### HITTING STREAKS

PLAYER	SEASON	CURRENT	CAREER
Hunter Hines	12	-	12
Ace Reese	11	8	11*
Sawyer Reeves	10	2	14*
Gehrig Frei	9	9	13*
Bryce Chance	7	4	11
Ross Highfill	6	2	6
Noah Sullivan	6	-	10*
Nolan Stevens	6	1	6
Gatlin Sanders	6	3	6
Aaron Downs	4	-	8
Dylan Cupp	4	-	4
Reed Stallman	4	4	6*
Joe Powell	4	1	8
Lukas Buckner	3	1	3
Ethan Pulliam	2	-	3
Steven Spalitta	2	2	2
Landis Davila	1	-	1
Michael O'Brien	1	-	1
Nate Chester	-	-	2

\* - indicates streaks from previous school

#### HOME RUNS

PLAYER	TOTAL	'25	'24	'23	'22	'21
Hunter Hines	62	8	16	22	16	--
Noah Sullivan	31	9	17*	2*	3*	--
Gehrig Frei	26	4	15*	7*	--	--
Reed Stallman	23	8	15*	--	--	--
Ace Reese	20	13	7*	--	--	--
Joe Powell	18	3	5	--	5*	5*
Bryce Chance	11	3	6	2	--	--
Ross Highfill	11	2	0	9	--	--
Sawyer Reeves	11	2	5*	4*	0*	--
Aaron Downs	7	7	0	0	0	--
Nolan Stevens	5	4	1	--	--	--
Dylan Cupp	1	1	0	--	--	--
Steven Spalitta	1	1	0	--	--	--

\* - indicates home runs from previous school





## BIG INNING FOR MISSISSIPPI STATE

Opponent	Date	Inn.	Runs	Res.
Manhattan (G1)	Feb. 14	3	6	W, 17-3
Rice	Feb. 28	7	8	W, 14-3
Oklahoma State	March 2	7	5	L, 9-7
Southern Miss	March 5	6	6	W, 18-3
Old Dominion (G3)	March 11	4	5	W, 9-4
Jackson State	March 18	1	7	W, 16-3
Oklahoma	March 22	3	5	L, 13-11
South Carolina	April 6	4	5	W, 6-0
Alabama	April 11	5	7	W, 13-3
Southern	April 15	1	6	W, 16-2
Florida	April 20	3	5	W, 14-8
Florida	April 20	8	5	W, 14-8

**Big inning = 5 or more runs**

- MSU finished the season with 639 strikeouts, the ninth most in the nation.
- The duo of Jurrangel Cijntje and Khal Stephen became the first duo to post 80+ innings, eight or more wins and 100+ strikeouts in a single season since 2019 when J.T. Ginn and Ethan Small accomplished that feat.

### UNI WATCH

- The old adage states, "look good, feel good." And, when you feel good you usually preform well. Below is a list of how MSU fared in each of its uniforms over the last three seasons:

Uniform	2023	2024	2025
Black Script State	5-4	9-3	6-3
White Script State	3-4	0-0	0-0
Maroon Script State	--	4-3	3-0
Maroon '85s	3-11	12-5	7-4
White '85s	4-2	10-4	5-3
Cream Script State	0-1	0-0	0-0
White Pinstripes	6-1	1-4	2-1
Gray Script State	3-2	3-2	1-4
Gray Pinstripes	3-1	1-2	0-2

### D1 BASEBALL TOP 100 PROGRAMS

- In the fall of 2015, D1 Baseball presented their inaugural Top 100 Program rankings, which was described as an attempt to assess the overall health of each program in the current era. The list has been updated in 2017, 2019, 2021 and 2022.
- The 2024 Top 100 programs have come out for 2024 and the Diamond Dawgs came in at No. 8.
- This is the third-straight year the Dawgs have been in the top 10 of the D1 Baseball Top 100 programs. They have been ranked in the Top 25 every year.
- Below are Mississippi States all-time rankings in the D1 Baseball Top 100 Programs:
  - 2015: No. 21
  - 2017: No. 16
  - 2019: No. 8
  - 2022: No. 3
  - 2024: No. 8

### D1 BASEBALL TOP 25 IMPACT FRESHMAN CLASS

- D1 Baseball announced their Top 25 Impact Freshman Class and the Diamond Dawgs came in at No. 22
- These rankings were assembled in collaboration with Prep Baseball's vice president for scouting, Shooter Hunt. After examining Prep Baseball's rankings from last spring, we incorporated our own observations from fall ball and our conversations with coaches to determine which freshmen are poised to make the biggest impacts in 2025.

### 2025 RON POLK RING OF HONOR

- The trio of Mitch Moreland, Ted Milton and Mike Proffitt will be enshrined as the seventh class of the Ron Polk Ring of Honor on April 5.
- The Ring of Honor is named after legendary head coach Ron Polk, who led the Bulldogs from 1976-97 and again from 2002-08. Affectionately referred to as the Godfather of Southeastern Conference baseball, Polk served 31 years as head coach in the league, including a stint at the University of Georgia (2000-01).
- The first SEC coach in any sport to reach 1,000 victories, Polk guided Mississippi State to six College World Series appearances and owned a 1,139-590 record with the Maroon and White. He totaled 1,373 career coaching victories, making eight total trips to Omaha.

### THE DUDE EFFECT

- It's been written about. It's been Tweeted about. It's been talked about. It's what has become known as The Dude Effect. If anyone had forgotten or doubted that the best home-field advantage in all of college baseball is inside the confines of Mississippi State's Dudy Noble

Field. Opponents don't simply have to defeat the Diamond Dawgs. Visitors have to conquer the cowbell-crazed home crowd as well. Winning at home has been challenging for opponents when coming to The Dude. Since 1967, the Diamond Dawgs have won over 72-percent of their home games.

- Fans come and fill the stadium as 136 games have had crowds of 10,000 fans.
- In 2023, over Super Bulldog Weekend, the Dawgs set the NCAA On-Campus Attendance Record as The Dude saw 16,423 fans into the stadium when the Diamond Dawgs took on Ole Miss on April 15, 2023.
- The Diamond Dawgs have won 1,286 games at The Dude.
- Under Head Coach Chris Lemonis, the Dawgs are 147-58 (71.8%) at Dudy Noble Field.
- Lemonis has guided the Dawgs to two seasons of 30 or more wins. The Diamond Dawgs won 37 games in 2019, the most at The Dude under Lemonis.

### OMADAWGS

- Did you know that the Diamond Dawgs are one of four programs in NCAA History to play in the NCAA Men's College World Series in six-straight decades?
- The Dawgs join Arizona State, Texas and Florida State as the only teams that have been to an MCWS for six decades.
- Mississippi State has advanced to Omaha 12 times in program history, with three appearances coming since 2018.
- The Omadawgs have one national championship (2021), a runner-up finish, and two third-place finishes in program history.
- The Dawgs have advanced to the MCWS in the 1970s, 1980s, 1990s, 2000s, 2010s, and 2020s. MSU went to the MCWS in 1971, 1979, 1981, 1985, 1990, 1997, 1998, 2007, 2013, 2018, 2019, and 2021.

### 2025 SEC BASEBALL TOURNAMENT

- With the 2025 season brings in a new format for the SEC Baseball Tournament.
- With the additions of Oklahoma and Texas into the SEC, the league office have announced that all 16 teams will participate in the leagues annual post-season tournament.
- The single-elimination format will be played from May 20-25 at the Hoover Met Stadium in Hoover, Alabama.

### FIREFIGHTER TO THE DIAMOND

- During 2023, Joe Powell was in EMT school-training to be a firefighter but a call from Mississippi State's staff turned things around and got him back on the diamond.
- After stepping away from the diamond for the 2023 season, Powell returned in 2024 and hit .269 with five home runs and 18 RBIs. • He has appeared in 34 games, making 28 starts for the Dawgs in 2024.
- Last season against North Alabama, Powell racked up 13 total bases and was the first Dawg to have 10 or more total bases in a game since Hunter Hines accomplished this against Vanderbilt earlier this season. In that game, he hit three home runs and had six RBIs.
- The Cincinnati transfer had a productive three-year career for the Bearcats, capped off by a standout junior season in 2022 with a team-leading .326 batting average and .996 on-base-plus-slugging percentage to go along with five home runs. That season would be his last in Cincinnati however, trading in his spikes for a fire hose after dealing with some injuries.
- Powell has started 15 games behind the plate this season, including nine starts during SEC play.



## STATE TO THE SHOW

### Diamond Dawgs Playing in Major League Baseball

Name (Yrs. at MSU)	Pos.	Organization
J.P. France (2018)	RHP	Houston Astros
J.T. Ginn (2019-20)	RHP	Athletics
Adam Frazier (2011-13)	IF	Pittsburgh Pirates
Kendall Graveman (2010-13)	RHP	Arizona Diamondbacks
Nathaniel Lowe (2016)	IF	Washington Nationals
Jake Mangum (2016-19)	OF	Tampa Bay Rays
Hunter Renfro (2011-13)	OF	Kansas City Royals
Brent Rooker (2014-17)	OF	Athletics
Chris Stratton (2010-12)	RHP	Kansas City Royals
Jordan Westburg (2018-20)	IF	Baltimore Orioles
Brandon Woodruff (2012-14)	RHP	Milwaukee Brewers

### Diamond Dawgs in Minor League Baseball

Name (Yrs. at MSU)	Pos.	Organization (Level)
Brooks Auger (2022-24)	RHP	Los Angeles Dodgers (A)
Will Bednar (2020-21)	RHP	San Francisco Giants (AA)
Eric Cerantola (2019-21)	RHP	Kansas City Royals (AAA)
Jurrangelo Cijntje (2023-24)	SHF	Seattle Mariners (A+)
Gavin Collins (2014-16)	C/IF	St. Louis Cardinals (AAA)
Tyler Davis (2023-24)	LHP	Kansas City Royals (A+)
Nate Dohm (2023-24)	RHP	New York Mets (A)
Justin Foscoe (2018-20)	IF	Texas Rangers (AAA)
Jackson Fristoe (2021-22)	RHP	New York Yankees (A+)
Tyson Hardin (2023-24)	RHP	Milwaukee Brewers (A+)
Houston Harding (2020-21)	LHP	Los Angeles Angels (AA)
Colby Holcombe (2023-24)	RHP	Toronto Blue Jays (A)
Dakota Hudson (2014-16)	P	Los Angeles Angels (AAA)
Connor Hujsak (2023-24)	OF	Tampa Bay Rays (A)
K.C. Hunt (2021-23)	RHP	Milwaukee Brewers (AA)
Kamren James (2020-22)	IF	Tampa Bay Rays (AA)
Preston Johnson (2021-22)	RHP	Baltimore Orioles (AA)
Dakota Jordan (2023-24)	OF	San Francisco Giants (A)
Rowdey Jordan (2018-21)	OF	New York Mets (AA)
Colton Ledbetter (2023)	OF	Tampa Bay Rays (AA)
Christian MacLeod (2020-21)	LHP	Minnesota Twins (AA)
David Mershon (2023-24)	IF	Los Angeles Angels (AAA)
Aaron Nixon (2023)	RHP	New York Yankees (A)
Konnor Pilkington (2016-18)	LHP	Washington Nationals (AAA)
Cam Schuelke (2024)	RHP	Cleveland Guardians (A)
Ethan Small (2016-19)	LHP	San Francisco Giants (AAA)
Landon Sims (2020-22)	RHP	Arizona Diamondbacks (AA)
Cade Smith (2021-23)	RHP	New York Yankees (A+)
Khal Stephen (2024)	RHP	Toronto Blue Jays (A)
Hunter Stovall	IF	Tampa Bay Rays (AA)
Logan Tanner (2020-22)	C	Cincinnati Reds (A+)
Andrew Walling (2022)	LHP	Philadelphia Phillies (AA)
Colby White (2019)	RHP	New York Yankees (AA)
R.J. Yeager (2022)	IF	St. Louis Cardinals (AA)

### Diamond Dawgs Coaching in Professional Baseball

Name (Yrs. at MSU)	Organization	Team (Level)
Travis Chapman (1997-2000)	New York Yankees	New York Yankees (MLB)

### Diamond Dawgs Working in Professional Baseball

Name (Yrs. at MSU)	Organization	Role
Jeff Brantley (1982-85)	Cincinnati Reds	Broadcaster
Will Clark (1983-85)	San Francisco Giants	Special Assistant
Carlisle Koestler (2020-21)	Texas Rangers	Supervisor of D.R. Pitching Development



## THE LAST TIME...

# - SEC Tournament | % - NCAA Regional | ^ - NCAA Super Regional | \$ - College World Series

### A MISSISSIPPI STATE TEAM...

Won 15+ Consecutive Games	17 - February 15-March 8, 2013
Won 10+ Consecutive Games	14 - February 23-March 16, 2019
Won 10+ Consecutive SEC Games	12 - April 30-May 25, 2016
Won 5+ Consecutive SEC Games	5 - April 30-May 8, 2021
Lost 5+ Consecutive Games	7 - April 27-May 12, 2023
Lost 5+ Consecutive SEC Games	7 - April 27-May 12, 2023
Swept a Three-Game Series	Queens; March 7-9, 2025
at Home	Queens; March 7-9, 2025
on The Road	at Alabama; May 20-22, 2021
Swept a Non-Conference Three-Game Series	Queens; March 7-9, 2025
at Home	Queens; March 7-9, 2025
on The Road	at Hawaii-Hilo; 1985
Swept a Three-Game SEC Series	Auburn; April 19-21, 2024
at Home	Auburn; April 19-21, 2024
on The Road	at Alabama; May 20-22, 2021
Was Swept in a Three-Game Series	LSU, March 27-29, 2025
at Home	Texas, March 14-16, 2025
on The Road	at LSU, March 27-29, 2025
Was Swept in a Three-Game Non-Conference Series	at Southern Miss; February 16-18, 2018
at Home	Southeastern Louisiana; February 26-28, 2010
on The Road	at Southern Miss; February 16-18, 2018
Was Swept in a Three-Game SEC Series	at LSU, March 27-29, 2025
at Home	Texas, March 14, 16, 2025
on The Road	at LSU, March 27-29, 2025
Played An Extra-Inning Game	L, 8-7 (10 innings) vs. Ole Miss in Pearl; April 22, 2025
Won An Extra-Inning Game	W, 5-2, (10 Innings) - vs. St. John's; May 31, 2024
Lost An Extra-Inning Game	L, 8-7 (10 innings) vs. Ole Miss; April 22, 2025
Played Consecutive Extra-Inning Games	May 4-5, 2018; at Alabama, W, 14-12 (10 innings) and L, 3-4 (10 innings)
Won Consecutive Games in Extra-Inning	May 10-11, 2014; Tennessee, W, 1-0 (10 innings) and W, 4-3 (12 innings)
Won on a Walk-Off	W, 5-2, vs. St. John's; May 31, 2024 %
Dakota Jordan 3-R HR the 10th inning	
Won Consecutive Games Via A Walk-Off	April 12 & 14, 2022; UAB, W, 6-5 and Auburn W, 7-6
Kamren James RBI sac fly in the tenth inning (UAB)	
Luke Hancock RBI walk in the ninth inning (Auburn)	

### A MISSISSIPPI STATE OFFENSE...

Scored 30+ Runs	32 - Jackson State; April 29, 1988
Scored 25+ Runs	27 - Alcorn State; April 20, 2010
Scored 20+ Runs	21 - Grambling; April 4, 2023
Scored 15+ Runs	16 - Southern; April 15, 2025
Scored 10+ Runs In An Inning	13 - Jackson State (3rd); Feb. 27, 2024
Scored 9+ Runs In An Inning	13 - Jackson State (3rd); Feb. 27, 2024
Scored 8+ Runs In An Inning	8 - Rice (7th); Feb. 28, 2025
Had 30+ Hits	30 - Kentucky; April 30, 1989
Had 25+ Hits	26 - Little Rock; February 28, 1999
Had 20+ Hits	20 - Southern Miss; March 5, 2025
Had 20+ Hits in Back-to-Back Games	Auburn (20, 21); March 23-24, 2019
Had 6+ Home Runs	6 - UT Martin; April 5, 2022
Had 5+ Home Runs	5 - South Carolina April 5, 2025
Hit Back-To-Back Home Runs	3rd Inning, Noah Sullivan (Solo)/Nolan Stevens (Solo) - Southern Miss; March 5, 2025
Hit Back-To-Back-To-Back Home Runs	3rd Inning, Kellum Clark(2R HR)/Brad Cumbest (Solo)/RJ Yeager (Solo) - Southern; March 23, 2022
Had 3+ Triples	3 - Southern Cal; March 14, 2004
Had 8+ Doubles	8 - Auburn; March 24, 2019
Had 7+ Doubles	7 - UAB; April 20, 2021
Had 6+ Doubles	6 - at Alabama; April 11, 2025
Had 10+ Walks	10 - Memphis; March 19, 2024
Had 9+ Stolen Bases	10 - Arkansas-Pine Bluff; March 18, 2017
Had 8+ Stolen Bases	10 - Arkansas-Pine Bluff; March 18, 2017
Didn't Strikeout in a Game	Grambling; April 4, 2023
Didn't Walk in a Game	South Carolina, April 5, 2025
Had Two or Fewer Strikeouts	0 - Grambling; April 4, 2023
Was Shut Out	at Southern Miss (0-3); Feb. 18, 2025
at Home	Long Beach State (0-3); February 18, 2022
on The Road	at Southern Miss (0-3); Feb. 18, 2025
Back-To-Back Games	Auburn (0-5, 0-4); March 27-28, 2015
Three-Straight Games	vs. Southern Miss (0-3); March 24, 2015 and Auburn (0-5, 0-4); March 27-28, 2015

### A MISSISSIPPI STATE DEFENSE...

Turned 5+ Double Plays	5 - San Diego; March 8, 2015
Turned 4+ Double Plays	5 - San Diego; March 8, 2015
Turned 3+ Double Plays	3 - vs. St. John's; June 2, 2024 %
Turned A Triple Play	Auburn-Montgomery; March 9, 1991
Had 5+ Errors	5 - at Oklahoma March 22, 2025
Had 4+ Errors	5 - at Oklahoma March 22, 2025
Threw Out 3 Base Runners	3 - Logan Tanner; Tulane; February 26, 2021



## THE LAST TIME...

# - SEC Tournament | % - NCAA Regional | ^ - NCAA Super Regional | \$ - College World Series

### MISSISSIPPI STATE PITCHING STAFF...

Threw a No-Hitter . . . . .	Jackson Frisroe (6 IP), Landon Sims (1 IP), Mikey Tepper (1 2/3 IP), Cam Tullar (1/3 IP); Kent State, March 7, 2021
Held Opponent To 1 Hit . . . . .	at Texas A&M; May 3, 2019
Held Opponent To 2 Hits . . . . .	at Alabama; April 13, 2025
Struck Out 25+ Batters . . . . .	26 - at LSU; 1909
Struck Out 20+ Batters . . . . .	20 - Troy; Feb. 25, 2025
Struck Out 15+ Batters . . . . .	15 - Jackson State; March 18, 2025
Did Not Issue A Walk . . . . .	at LSU; Feb. March 28, 2025
Shut Out An Opponent . . . . .	South Carolina (6-0); April 6, 2025
at Home . . . . .	South Carolina (6-0); April 6, 2025
on The Road . . . . .	at Ole Miss (8-0); April 12, 2024
Neutral Site Game . . . . .	vs. Vanderbilt (9-0); June 30, 2021 \$
Postseason Game . . . . .	vs. Vanderbilt (9-0); June 30, 2021 \$
Back-To-Back Shutouts . . . . .	2021 (Kent State, March 7 [13-0]; Grambling, March 9 [10-0] and Louisiana-Lafayette, March 10 [4-0])
Three-Straight Shutouts . . . . .	2021 (Kent State, March 7 [13-0]; Grambling, March 9 [10-0] and Louisiana-Lafayette, March 10 [4-0]; Eastern Michigan, March 12 [14-0])
Four-Straight Shutouts . . . . .	2021 (Kent State, March 7 [13-0]; Grambling, March 9 [10-0] and Louisiana-Lafayette, March 10 [4-0]; Eastern Michigan, March 12 [14-0])
Shut Out An SEC Opponent . . . . .	South Carolina (6-0); April 6, 2025
At Home . . . . .	South Carolina (6-0); April 6, 2025
On The Road . . . . .	at Ole Miss (8-0); April 12, 2024
Neutral Site . . . . .	vs. Vanderbilt (9-0); June 30, 2021 \$

### A MISSISSIPPI STATE BATTER HAD...

Hit for the Cycle . . . . .	Brad Freeman; South Alabama, February 17, 1998
Walk-Off Hit . . . . .	Dakota Jordan (3R HR); vs. St. John's; May 31, 2024 %
8+ At-Bats . . . . .	8 - Jordan Westburg, Tanner Allen & Rowdey Jordan vs. LSU, May 22, 2019 #
6+ Hits . . . . .	6 - Adam Frazier; at Virginia, June 8, 2013
5+ Hits . . . . .	5 - Dakota Jordan; vs. St. John's, June 2, 2024 %
4+ Hits . . . . .	4 - Ace Reese; vs. Florida, April 20, 2025
2+ Hits In An Inning . . . . .	David Mershon (1B, 1B; 6th Inning); at Ole Miss, April 12, 2024
5+ Runs . . . . .	5 - Jon Knott; Little Rock, February 28, 1999
4+ Runs . . . . .	4 - Bryce Chance; Southern Miss, March 5, 2025
3+ Doubles . . . . .	3 - Justin Foscue; Georgia, April 26, 2019
2+ Triples . . . . .	2 - C.T. Bradford; at Arizona, March 9, 2014
3+ Home Runs . . . . .	3 - Joe Powell; vs. North Alabama, May 14, 2024
2+ Home Runs . . . . .	2 - Gehrig Frei; vs. Florida, April 20, 2025
Consecutive Two-Homer Games . . . . .	Aaron Downs; vs. Queens, March 8-9, 2025
Inside-The-Park Home Run . . . . .	Cody Brown; vs. Kentucky, April 7, 2017
Leadoff Home Run (Top or bottom of 1st inning) . . . . .	Gehrig Frei (Bottom 1st); vs. Florida; April 18, 2025
Walk-Off Home Run . . . . .	Dakota Jordan (3R HR); vs. St. John's; May 31, 2024 %
Pinch Hit Home Run . . . . .	Steven Spalitta; vs. Southern; April 15, 2025
Hit a Grand Slam . . . . .	Noah Sullivan; Troy, Feb. 25, 2025
Multiple Grand Slams . . . . .	Never
A Pinch-Hit Grand Slam . . . . .	Never
10+ RBIs . . . . .	11 - Jason Nappi; at UAB, March 18, 2008
9+ RBIs . . . . .	9 - Ryan Duffy; vs. Jackson State, April 6, 2010
8+ RBIs . . . . .	8 - Brent Rooker; vs. Indiana State, February 24, 2017
7+ RBIs . . . . .	7 - Kellum Clark vs. Princeton, March 11, 2022
10+ Total Bases . . . . .	13 - Joe Powell; North Alabama, May 14, 2024
4+ Walks . . . . .	4 - Logan Kohler; Evansville, March 10, 2024
3+ Walks . . . . .	3 - Sawyer Reeves; vs. Jackson State, March 18, 2025
4+ Stolen Bases . . . . .	4 - David Mershon; LSU, March 17, 2024
3+ Stolen Bases . . . . .	3 - Amani Larry; Nicholls, March 14, 2023
Stole Home . . . . .	Connor Hujak; Samford, March 28, 2023
4+ Hit By Pitches . . . . .	4 - Rowdey Jordan; at Auburn, April 11, 2021
3+ Hit By Pitches . . . . .	4 - Rowdey Jordan; at Auburn, April 11, 2021

### A MISSISSIPPI STATE PITCHER HAD...

A Perfect Game . . . . .	J.T. Peatross; Mississippi College (1-0), 1918
A No-Hitter . . . . .	Jackson Frisroe (6 IP), Landon Sims (1 IP), Mikey Tepper (1 2/3 IP), Cam Tullar (1/3 IP); Kent State, March 7, 2021
A Complete Game No-Hitter . . . . .	Gene Morgan (7 IP); at Hawaii-Hilo (2-0), April 6, 1985
A Complete Game (9 Inn.) . . . . .	Jacob Billingsley; at Southern Miss (8-1), June 6, 2017 %
A Complete Game (7 Inn.) . . . . .	J.T. Ginn; at Texas A&M-1 (0-1), May 4, 2019
Complete-Game 1-Hitter . . . . .	Unknown
Complete-Game 2-Hitter . . . . .	Ricky Bowen; vs. Ole Miss, March 16, 2008
Consecutive Complete Games . . . . .	Dakota Hudson; 2016 (at Auburn (4-0), May 13 and Arkansas (7-0), May 19)
A Complete-Game Shutout . . . . .	Dakota Hudson; vs. Arkansas (7-0), May 19, 2016
at Home . . . . .	Dakota Hudson; vs. Arkansas (7-0), May 19, 2016
on The Road . . . . .	Dakota Hudson; at Auburn (4-0), May 13, 2016
SEC Game . . . . .	Dakota Hudson; vs. Arkansas (7-0), May 19, 2016
as a Freshman . . . . .	Scott Tanksley; vs. Mississippi College (6-0), April 20, 1993
Postseason Game . . . . .	B.J. Wallace; vs. Nicholls State (1-0), May 21, 1992 %
17+ Strikeouts . . . . .	17 - Chris Stratton; at LSU, March 16, 2012
15+ Strikeouts . . . . .	15 - Will Bednar; vs. Texas, June 20, 2021 \$
10+ Strikeouts . . . . .	11 - Pico Kohn; vs. Florida, 2025
8-Consecutive Strikeouts . . . . .	8 - Pico Kohn; at Oklahoma, March 21, 2025
Recorded Two Saves In One Day . . . . .	Trevor Fitts; vs. Marshall and Alabama A&M, February 22, 2015

## 2025 HONORS TRACKER

### Hunter Hines, IF/OF

D1Baseball 2025 MLB Draft Top 250 Prospects (No. 161)  
Perfect Game Top 75 Seniors (No. 5)  
D1 Baseball Top 50 1st Baseman: Preseason 2025 (No. 12)  
Preseason All-SEC 1st Team (1B)

### Ross Highfill, C

D1Baseball 2025 MLB Draft Top 250 Prospects (No. 92)  
D1 Baseball Top 50 Catchers: Preseason 2025 (No. 24)  
Buster Posey National Collegiate Catcher of the Year Midseason Watch List

### Ace Reese, IF

Perfect Game 2026 MLB Draft Board: Top 150 (No. 83)  
Perfect Game Top 100 Collegiate Sophomores (No. 62)

### Dylan Cupp, IF

Perfect Game 2026 MLB Draft Board: Top 150 (No. 113)  
Perfect Game Top 101 Collegiate Sophomores (No. 80)

### Charlie Foster, LHP

Perfect Game 2027 MLB Draft Board: Top 75 (No. 55)

### Noah Sullivan, DH/RHP

D1 Baseball Top 50 1st Basemen: Preseason 2025 (No. 20)  
NCBWA Preseason All-America Teams: (1st Team - Utility)

### Sawyer Reeves, IF

D1 Baseball Top 50 2nd Basemen: Preseason 2025 (No. 36)

### Pico Kohn, LHP

D1 Baseball Top 150 Starting Pitchers: Preseason 2025 (No. 33)  
D1Baseball 2025 MLB Draft Top 250 Prospects (No. 113)  
SEC Pitcher of the Week (March 24)  
National Pitcher of the Year Watch List (College Baseball Hall of Fame)

### Karson Ligon, RHP

D1 Baseball Top 150 Starting Pitchers: Preseason 2025 (No. 100)

### Chase Hungate, RHP

D1 Baseball Top 100 Relief Pitchers: Preseason 2025 (No. 23)  
2025 Preseason Stopper of the Year Watch List

### Jacob Pruitt, RHP

D1Baseball 2025 MLB Draft Top 250 Prospects (No. 152)

### Nolan Stevens, OF/LHP

2025 John Olerud Two-Way Player of the Year Award Watch List

## 2025 SOUTHEASTERN CONFERENCE STATISTICS

## WEEK 11

## 2025 BASEBALL

APRIL 24

## SCHEDULE/RESULTS

All times Eastern; Rankings reflect highest among major polls

## Tuesday, April 22

at Texas A&M 13, Sam Houston 3 (7 inn.)  
 at #4 Tennessee 11, Lipscomb 1 (7 inn.)  
 at Florida 12, Georgia Southern 1 (7 inn.)  
 at Kentucky 17, #19 Louisville 5 (7 inn.)  
 at South Carolina 3, North Florida 2 (10 inn.)  
 #16 Alabama 11, at Samford 7  
 #18 Ole Miss 8, Mississippi State 7 (10 inn. / Pearl, Miss.)  
 #1 Texas 14, at Texas State 11  
 Middle Tennessee 5, at #8 Vanderbilt 3  
 at #4 Arkansas 10, Little Rock 0 (7 inn.)  
 Northwestern State 13, at #3 LSU 3 (7 inn.)  
 at Missouri State 11, Missouri 0 (7 inn.)  
 Oral Roberts 5, at #11 Oklahoma 3  
 at #11 Auburn 1, #21 Georgia Tech 0  
 at #2 Clemson 3, #5 Georgia 0

## Wednesday, April 23

at #4 Arkansas 4, Little Rock 0

## Thursday, April 24

\*#11 Oklahoma at #5 Georgia - 7 p.m. [ESPN]  
 \*Missouri at #16 Alabama - 8 p.m. [SECN]

## Friday, April 25

\*#11 Oklahoma at #5 Georgia - 6 p.m. [SECN+]  
 \*#4 Arkansas at Florida - 6:30 p.m. [SECN+]  
 \*South Carolina at Kentucky - 6:30 p.m. [SECN+]  
 \*Missouri at #16 Alabama - 7 p.m. [SECN+]  
 \*Mississippi State at #11 Auburn - 7 p.m. [SECN+]  
 \*#4 Tennessee at #3 LSU - 7:30 p.m. [SECN+]  
 \*#8 Vanderbilt at #18 Ole Miss - 7:30 p.m. [SECN+]  
 \*Texas A&M at #1 Texas - 8 p.m. [SECN]

## Saturday, April 26

\*#11 Oklahoma at #5 Georgia - 12 p.m. [SECN]  
 \*Missouri at #16 Alabama - 2 p.m. [SECN+]  
 \*#4 Arkansas at Florida - 3 p.m. [SECN]  
 \*Texas A&M at #1 Texas - 4 p.m. [ESPN2]  
 \*South Carolina at Kentucky - 4:30 p.m. [SECN+]  
 \*#8 Vanderbilt at #18 Ole Miss - 6 p.m. [SECN]  
 \*Mississippi State at #11 Auburn - 7 p.m. [SECN+]  
 \*#4 Tennessee at #3 LSU - 8 p.m. [ESPN]

## Sunday, April 27

\*#4 Arkansas at Florida - 1 p.m. [SECN+]  
 \*South Carolina at Kentucky - 1 p.m. [SECN+]  
 \*#8 Vanderbilt at Ole Miss - 2:30 p.m. [SECN+]  
 \*Mississippi State at #11 Auburn - 3 p.m. [SECN+]  
 \*#4 Tennessee at #3 LSU - 3 p.m. [SECN]  
 \*Texas A&M at #1 Texas - 4 p.m. [ESPN2]

## Next Weekend In The SEC (May 1-4)

\*Texas at Arkansas - Thursday-Saturday series  
 \*Alabama at Vanderbilt  
 \*Auburn at Tennessee  
 \*Florida at South Carolina  
 \*Georgia at Missouri  
 \*Kentucky at Mississippi State  
 \*LSU at Texas A&M  
 \*Ole Miss at Oklahoma

\*SEC game

	SEC	Pct.	GB	All	Pct.	H	A	N	T25	T10	L10	Strk
Texas	16-2	.889	-	34-5	.872	20-3	9-1	5-1	12-1	8-1	9-1	W6
Arkansas	13-5	.722	3.0	36-7	.837	27-3	6-3	3-1	8-3	1-2	6-4	W2
LSU	12-6	.667	4.0	34-8	.810	25-3	5-5	4-0	6-6	4-5	5-5	L2
Tennessee	12-6	.667	4.0	34-7	.829	24-5	7-2	3-0	8-2	7-2	6-4	W1
Vanderbilt	11-7	.611	5.0	30-11	.732	22-4	7-5	1-2	6-8	3-3	7-3	L1
Georgia	10-8	.556	6.0	33-10	.767	24-2	6-8	3-0	11-9	5-5	4-6	L4
Ole Miss	10-8	.556	6.0	29-12	.707	19-6	7-4	3-2	7-7	3-5	5-5	W2
Oklahoma	10-8	.556	6.0	29-11	.725	17-7	8-4	4-0	5-7	3-5	6-4	L1
Auburn	9-9	.500	7.0	28-13	.683	19-5	4-8	5-0	13-9	6-7	7-3	W1
Alabama	9-9	.500	7.0	32-10	.762	20-6	8-4	4-0	12-7	4-5	5-5	W2
Kentucky	8-10	.444	8.0	23-15	.605	13-9	10-6	0-0	7-10	5-7	5-5	W3
Texas A&M	8-10	.444	8.0	24-16	.600	18-9	5-5	1-2	4-9	4-2	9-1	W2
Florida	6-12	.333	10.0	28-15	.651	22-7	6-7	0-1	3-12	2-7	8-2	W1
Mississippi State	6-12	.333	10.0	24-17	.585	16-7	5-7	3-3	4-13	3-9	6-4	L1
South Carolina	4-14	.222	12.0	24-18	.571	20-7	3-9	1-2	3-13	1-11	5-5	W1
Missouri	0-18	.000	16.0	13-27	.325	8-13	1-11	4-3	0-14	0-9	2-8	L4

• Player of the Weeks: Texas' Kimble Schuessler totaled an SEC-leading .714/.765/1.500 slash line, three home runs and tallied 10 RBI to lead the Longhorns to a perfect 4-0 week. Schuessler reached safely in 13 of his 17 plate appearances by mounting four multi-hit efforts, highlighted by a two-homer, eight-RBI performance to lead the Longhorns' to their 14-2 win over No. 8 Auburn. Texas A&M's Jace LaViolette bashed five homers, scored 10 times and plated 11 runs to power the Aggies to a 3-1 week, which included a road series win at No. 2 Arkansas. The junior slashed .412/.524/1.294 and homered in all four games. LaViolette also recorded a multi-hit game in three of the four contests and drove in multiple runs in all four games

• Pitcher of the Week: Kentucky's Nic McCay did not allow an earned run and surrendered just two hits in 7.2 innings Saturday in the Wildcats' 4-1 win at No. 2 Tennessee. His 12 strikeouts were the most by a UK pitcher in two years and the most by any pitcher against Tennessee this season. McCay did not allow a hit after the third inning. He retired 17 of 18 in stretch from the 3rd to the 8th inning, including 12 in a row, allowing only a walk.

• Freshmen of the Week: Florida's Brendan Lawson collected hits in all four games highlighted by multi-hit performances in every matchup at Mississippi State to help the Gators to a 3-1 record. He finished the week batting .412/.450/.765 and hit one triple and four doubles to total five RBI and four runs scored on the week. Oklahoma's Drew Dickerson helped the Sooners to a 4-0 week with a midweek win over Oklahoma State and a three-game SEC sweep at Missouri. Dickerson went 7-for-14 (.500) with three extra-base hits, including his second career home run, and five runs batted in. He also drew three walks for a .588 on-base clip and scored seven runs on the week.

• Ten SEC teams enter week 11 of the season ranked in the top-25 of the major polls, including six teams in the top-10. Texas is the fifth different SEC team this season to be ranked No. 1. Following the Longhorns, LSU is No. 3, Arkansas and Tennessee are No. 4 and Georgia is No. 5. Vanderbilt is No. 8, Auburn and Oklahoma are ranked 11th, Alabama is No. 16 and Ole Miss is No. 18.

• This weekend's SEC slate features three top-25 matchups and one series between top-five teams: No. 4 Tennessee at No. 3 LSU, No. 11 Oklahoma at No. 5 Georgia and No. 8 Vanderbilt at No. 18 Ole Miss.

• SEC teams and individuals entering the week ranked No. 1 statistically in the NCAA include:  
 » Tennessee with a 3.38 in strikeouts/walks  
 » Georgia with 105 home runs  
 » Tennessee with 12.2 strikeouts per nine innings  
 » Tennessee's Liam Doyle with 104 strikeouts

• A total of 44 SEC baseball student-athletes are eligible to wear the SEC graduate patch on their uniforms this season, signifying that they have earned their college degrees.

• A total of 80 players formerly from the SEC's 16 universities were named to Major League Baseball opening day rosters. That is 17 more than any other conference.

• Five SEC coaches rank among the winningest active Division I coaches in the nation: Paul Mainieri (1st, 1,529 wins), Dave Van Horn (4th with 1,290 wins), Tim Corbin (8th with 1,057 wins), Mike Bianco (9th with 1,035 wins) and Jim Schlossnagle (11th with 980 wins).





## 2025 HOME RUN TRACKER

No.	Player	Game	Date	Opponent	Pitcher	On Base	Inn.	Outs	Count	Score	Final
1.	Ace Reese	1	Feb. 14	Manhattan	Craska	0	3	1	2-2	8-0	17-3
2.	Hunter Hines	1	Feb. 14	Manhattan	Craska	1	3	1	2-0	9-0	17-3
3.	Aaron Downs	1	Feb. 14	Manhattan	Brown	2	4	1	0-1	14-0	17-3
4.	Reed Stallman	2	Feb. 14	Manhattan	Smoot	2	7	1	2-1	10-1	13-1
5.	Nolan Stevens	3	Feb. 16	Manhattan	Castelluccio	1	6	1	0-0	3-1	5-1
6.	Reed Stallman	6	Feb. 22	Missouri State	Holmes	0	5	0	0-2	1-1	9-3
7.*	Gehrig Frei	7	Feb. 23	Missouri State	Charlton	0	1	0	0-0	0-0	6-4
8.	Aaron Downs	7	Feb. 23	Missouri State	Charlton	0	4	0	0-1	1-1	6-4
9.	Hunter Hines	7	Feb. 23	Missouri State	Knight	0	5	0	1-2	3-1	6-4
10.	Ace Reese	7	Feb. 23	Missouri State	Ferguson	1	6	2	0-0	4-1	6-4
11.	Noah Sullivan	8	Feb. 25	Troy	Stewart	3	5	1	3-1	5-0	5-6
12.	Aaron Downs	9	Feb. 28	Rice	Keo	0	7	0	2-1	6-3	14-3
13.	Nolan Stevens	9	Feb. 28	Rice	Keo	1	7	0	0-2	7-3	14-3
14.	Ace Reese	9	Feb. 28	Rice	Ben-Shoshan	1	7	0	2-2	12-3	14-3
15.	Ace Reese	10	March 1	Arizona	Kramkowski	0	1	2	1-2	0-2	5-6
16.	Ace Reese	10	March 1	Arizona	Kramkowski	0	4	1	0-1	1-5	5-6
17.	Bryce Chance	11	March 2	Oklahoma State	Watkins	0	1	1	0-1	0-0	7-9
18.	Reed Stallman	11	March 2	Oklahoma State	Watkins	0	4	1	1-1	1-6	7-9
19.	Reed Stallman	11	March 2	Oklahoma State	Wech	2	7	2	3-2	4-9	7-9
20.	Bryce Chance	12	March 5	Southern Miss	Sunstrom	0	1	1	0-0	0-0	18-3
21.	Noah Sullivan	12	March 5	Southern Miss	Best	0	3	1	0-0	2-2	18-3
22.	Nolan Stevens	12	March 5	Southern Miss	Best	0	3	1	0-1	3-2	18-3
23.	Nolan Stevens	12	March 5	Southern Miss	Long	1	5	2	3-1	10-2	18-3
24.	Ace Reese	12	March 5	Southern Miss	Richardson	2	6	1	1-0	14-3	18-3
25.	Noah Sullivan	13	March 7	Queens	Jurecka	0	5	0	0-0	4-1	9-3
26.	Hunter Hines	13	March 7	Queens	Jurecka	0	5	1	1-0	5-1	9-3
27.	Aaron Downs	14	March 8	Queens	Quezada	1	4	2	1-0	4-1	10-2
28.	Aaron Downs	14	March 8	Queens	Brown	1	6	0	2-0	7-1	10-2
29.	Bryce Chance	14	March 8	Queens	Brown	1	6	2	1-1	9-1	10-2
30.	Aaron Downs	15	March 9	Queens	Ruller	0	2	0	1-1	2-0	9-3
31.	Aaron Downs	15	March 9	Queens	Ruller	0	3	0	0-1	6-0	9-3
32.	Noah Sullivan	18	March 14	Texas	Spencer	0	2	0	1-0	1-2	7-8
33.	Ross Highfill	18	March 14	Texas	Spencer	2	2	1	0-0	4-2	7-8
34.	Reed Stallman	21	March 18	Jackson State	Gonzalez	2	1	0	2-0	3-0	16-3
35.	Joe Powell	21	March 18	Jackson State	Thomas	2	4	0	0-0	11-0	16-3
36.	Ace Reese	23	March 22	Oklahoma	Crossland	1	3	0	0-1	2-7	11-13
37.	Hunter Hines	23	March 22	Oklahoma	Crossland	1	3	2	2-2	5-7	11-13
38.	Ace Reese	23	March 22	Oklahoma	Crossland	2	4	0	0-1	7-7	11-13
39.	Ace Reese	26	March 27	LSU	Anderson	1	1	1	2-0	2-0	6-8
40.	Joe Powell	26	March 27	LSU	Anderson	0	2	1	1-1	3-1	6-8
41.	Hunter Hines	26	March 27	LSU	Anderson	0	3	2	2-2	4-1	6-8
42.	Hunter Hines	28	March 29	LSU	Shores	0	2	1	0-0	1-8	8-17
43.	Hunter Hines	29	April 1	Memphis	Robinson	0	4	2	3-2	1-3	5-3
44.	Noah Sullivan	29	April 1	Memphis	Ellis	0	6	2	0-0	3-3	5-3
45.	Noah Sullivan	31	April 5	South Carolina	J. Evans	1	1	1	3-1	2-0	11-4
46.	Ace Reese	31	April 5	South Carolina	J. Evans	0	3	0	0-0	3-1	11-4
47.	Dylan Cupp	31	April 5	South Carolina	Marlatt	0	6	1	1-0	8-4	11-4
48.	Ace Reese	31	April 5	South Carolina	Palmer	0	6	2	3-2	9-4	11-4
49.	Reed Stallman	31	April 5	South Carolina	Russell	0	8	1	3-1	11-4	11-4
50.	Noah Sullivan	32	April 6	South Carolina	B. Stone	0	4	0	0-1	1-0	6-0
51.	Noah Sullivan	33	April 8	UAB	Hill	1	5	1	2-2	6-2	8-3
52.	Hunter Hines	34	April 11	Alabama	Adams	1	1	2	0-0	3-0	13-3
53.	Sawyer Reeves	34	April 11	Alabama	Adams	0	3	1	3-2	4-0	13-3
54.*	Gehrig Frei	35	April 12	Alabama	Quick	0	1	0	2-1	1-0	1-4
55.	Sawyer Reeves	36	April 13	Alabama	Fay	1	1	0	0-1	2-0	4-2
56.^	Ross Highfill	36	April 13	Alabama	Myers	0	7	2	1-1	3-2	4-2
57.	Ace Reese	36	April 13	Alabama	Morris	0	8	1	1-1	4-2	4-2
58.^	Steven Spalitta	37	April 15	Southern	Stewart	2	3	1	0-0	12-2	16-2
59.	Gehrig Frei	38	April 18	Florida	Peterson	0	1	0	0-0	1-0	3-13
60.	Reed Stallman	38	April 18	Florida	Peterson	0	4	2	1-1	3-1	3-13
61.	Noah Sullivan	39	April 19	Florida	King	1	1	2	3-2	2-1	8-11
62.	Reed Stallman	39	April 19	Florida	Clemente	1	7	1	1-1	8-9	8-11
63.	Ace Reese	40	April 20	Florida	McNeillie	1	1	1	0-1	2-2	14-8
64.	Joe Powell	40	April 20	Florida	McNeillie	2	3	2	0-1	7-2	14-8
65.	Gerhig Frei	40	April 20	Florida	Barberi	0	5	2	2-1	9-5	14-8
66.	Gerhig Frei	40	April 20	Florida	Barlow	0	8	2	2-2	9-8	14-8

\* - leadoff homerun

^ - pinch hit

## SERIES STATS

### BATTING

	AVG	AB	R	H	RBI	2B	3B	HR	BB	K
Manhattan	.359	92	35	33	33	8	0	5	20	18
at Southern Miss	.129	31	0	4	0	0	0	0	1	10
Missouri State	.273	99	18	27	16	4	2	5	15	26
Troy	.325	40	5	13	5	4	0	1	4	12
Astros Foundation Classic	.324	105	26	34	25	7	1	8	6	27
Southern Miss	.553	38	18	21	16	6	0	4	6	4
Queens	.358	106	28	38	27	9	0	7	11	14
vs. Old Dominion	.333	30	9	10	8	6	0	0	6	4
vs. Nicholls State	.160	25	2	4	1	0	1	0	7	5
Texas	.229	83	11	19	11	3	0	2	13	21
Jackson State	.433	30	16	13	14	2	0	2	12	6
at Oklahoma	.296	108	16	32	15	8	0	3	8	31
Samford	.276	29	6	8	5	2	0	0	5	3
at LSU	.230	100	15	23	14	4	0	4	17	40
at Memphis	.200	30	5	6	5	2	0	2	5	8
South Carolina	.295	95	20	28	19	9	0	6	10	19
at UAB	.212	33	8	7	8	2	0	1	3	12
at Alabama	.304	102	18	31	18	8	0	6	9	26
Southern	.393	28	16	11	13	3	0	1	8	7
Florida	.343	108	25	37	24	2	0	8	7	34
vs. Ole Miss	.237	38	7	9	5	2	0	0	4	15
at Auburn										
Memphis										
Kentucky										
Ole Miss										
North Alabama										
at Missouri										

### PITCHING

	ERA	W-L	SV	IP	H	R	ER	BB	SO	2B	3B	HR	B/AVG
Manhattan	1.96	3-0	0	23.0	12	5	5	7	40	0	0	0	.152
at Southern Miss	1.12	0-1	0	8.0	4	3	1	2	8	1	0	1	.138
Missouri State	2.33	3-0	2	27.0	12	8	7	20	34	5	0	1	.136
Troy	5.00	0-1	0	9.0	7	6	5	2	20	0	0	3	.200
Astros Foundation Classic	4.88	1-2	1	24.0	22	18	13	7	34	3	1	3	.234
Southern Miss	2.57	1-0	0	7.0	5	3	2	3	3	1	0	0	.208
Queens	2.00	3-0	0	27.0	15	8	6	9	37	1	2	0	.161
vs. Old Dominion	4.00	1-0	0	9.0	7	4	4	4	16	0	0	1	.250
vs. Nicholls State	1.00	1-0	1	9.0	4	1	1	3	9	0	0	0	.167
Texas	6.26	0-3	0	23.0	21	17	16	9	32	4	1	4	.239
Jackson State	3.86	1-0	0	7.0	6	3	3	1	15	2	0	0	.222
at Oklahoma	5.40	1-2	1	25.0	25	21	15	13	29	5	0	3	.250
Samford	0.00	1-0	0	9.0	5	1	0	2	14	0	0	0	.161
at LSU	9.00	0-3	0	24.0	34	27	24	12	29	3	0	7	.337
at Memphis	3.00	1-0	1	9.0	8	3	3	1	13	0	0	0	.229
South Carolina	3.00	2-1	1	27.0	17	11	9	10	34	3	0	4	.175
at UAB	2.00	1-0	0	9.0	7	3	2	3	12	4	0	0	.206
at Alabama	2.52	2-1	0	25.0	22	9	7	7	24	5	1	1	.232
Southern	2.57	1-0	0	7.0	3	2	2	2	9	0	0	2	.125
Florida	10.36	1-2	0	26.0	41	32	30	15	33	10	1	7	.350
vs. Ole Miss	6.52	0-1	0	9.2	14	8	7	3	11	2	1	2	.326
at Auburn													
Memphis													
Kentucky													
Ole Miss													
North Alabama													
at Missouri													



## PITCHING STATS

### PITCHING (STARTERS)

Date	Opp.	IP	H	R	ER	BB	K
2/14	Manhattan - G1	5.0	1	0	0	0	11
2/14	Manhattan - G2	4.0	4	1	1	0	8
2/16	Manhattan	3.0	1	0	0	2	5
2/18	at Southern Miss	2.0	1	3	1	2	3
2/21	Missouri State	6.1	4	1	1	0	11
2/22	Missouri State	3.0	2	1	0	3	3
2/23	Missouri State	4.0	0	1	1	4	5
2/25	Troy	4.0	1	1	1	0	9
2/28	vs. Rice (3)	6.1	4	3	2	2	6
3/1	vs. Arizona (3)	2.0	4	5	4	1	3
3/2	vs. Oklahoma State (3)	2.2	5	6	3	3	3
3/5	Southern Miss	3.2	3	3	2	3	2
3/7	Queens	6.0	4	3	3	2	9
3/8	Queens	6.0	1	1	1	2	4
3/9	Queens	5.0	2	0	0	2	9
3/11	vs. Old Dominion (2)	3.0	2	0	0	1	5
3/12	vs. Nicholls State (2)	3.0	2	0	0	0	2
3/14	Texas*	6.0	3	5	4	1	6
3/15	Texas*	2.2	3	3	4	2	2
3/16	Texas*	3.2	4	2	2	0	4
3/18	Jackson State	3.0	1	0	0	0	4
3/21	at Oklahoma*	6.0	2	0	0	2	10
3/22	at Oklahoma*	1.0	5	7	2	1	1
3/23	at Oklahoma*	5.0	4	5	5	3	5
3/25	Samford	2.0	2	0	0	1	1
3/27	at LSU*	3.0	3	2	1	1	3
3/28	at LSU*	5.0	5	2	2	0	8
3/29	at LSU*	0.2	7	8	7	0	0
4/1	at Memphis	2.0	2	0	0	0	1
4/4	South Carolina*	5.0	6	3	3	3	6
4/5	South Carolina*	4.1	5	4	4	2	5
4/6	South Carolina*	6.0	1	0	0	1	8
4/8	at UAB	2.0	5	2	2	1	1
4/11	at Alabama*	4.0	6	3	3	2	3
4/12	at Alabama*	4.0	5	2	2	2	4
4/13	at Alabama*	4.0	1	1	0	0	2
4/15	Southern	2.0	1	1	1	0	4
4/18	Florida*	5.0	6	2	2	2	11
4/19	Florida*	4.0	4	2	2	2	6
4/20	Florida*	5.0	8	5	5	2	4
4/22	vs. Ole Miss (1)	3.1	4	2	2	1	1
4/25	at Auburn*						
4/26	at Auburn*						
4/27	at Auburn*						
4/29	Memphis						
5/2	Kentucky*						
5/3	Kentucky*						
5/4	Kentucky*						
5/9	Ole Miss*						
5/10	Ole Miss*						
5/11	Ole Miss*						
5/13	North Alabama						
5/15	at Missouri*						
5/16	at Missouri*						
5/17	at Missouri*						

2025 Totals 69.0 41 29 20 27 98

\* - Southeastern Conference game

(1) - Trustmark Park; Pearl, Miss. | (2) - Kessler Federal Park; Biloxi, Miss.

(3) - Daikin Park; Houston, Texas

### PITCHING (BULLPEN)

Date	Opp.	IP	H	R	ER	BB	K
2/14	Manhattan - G1	2.0	2	3	3	3	3
2/14	Manhattan - G2	3.0	2	0	0	0	5
2/16	Manhattan	6.0	2	1	1	0	8
2/18	at Southern Miss	6.0	3	0	0	0	5
2/21	Missouri State	2.2	1	0	0	3	3
2/22	Missouri State	6.0	3	2	2	6	9
2/23	Missouri State	5.0	2	3	3	4	3
2/25	Troy	5.0	6	5	4	2	11
2/28	vs. Rice (3)	0.2	1	0	0	0	2
3/1	vs. Arizona (3)	7.0	4	1	1	0	15
3/2	vs. Oklahoma State (3)	5.1	4	3	3	1	5
3/5	Southern Miss	3.1	2	0	0	0	1
3/7	Queens	3.0	2	0	0	0	7
3/8	Queens	3.0	2	1	1	1	3
3/9	Queens	4.0	4	3	2	2	5
3/11	vs. Old Dominion (2)	6.0	5	4	4	3	11
3/12	vs. Nicholls State (2)	6.0	2	1	1	3	7
3/14	Texas*	3.0	6	3	3	0	5
3/15	Texas*	4.1	2	2	2	1	10
3/16	Texas*	3.1	3	2	2	2	5
3/18	Jackson State	4.0	5	2	2	1	11
3/21	at Oklahoma*	3.0	2	1	0	1	4
3/22	at Oklahoma*	7.0	9	6	6	4	6
3/23	at Oklahoma*	3.0	3	2	2	2	3
3/25	Samford	7.0	3	1	0	1	13
3/27	at LSU*	5.0	5	6	6	4	2
3/28	at LSU*	3.0	2	0	0	0	3
3/29	at LSU*	7.1	12	9	8	7	11
4/1	at Memphis	7.0	6	3	3	1	12
4/4	South Carolina*	4.0	4	4	2	3	6
4/5	South Carolina*	4.2	0	0	0	1	4
4/6	South Carolina*	3.0	1	0	0	0	5
4/8	at UAB	7.0	2	1	0	2	11
4/11	at Alabama*	4.0	5	0	0	0	5
4/12	at Alabama*	4.0	4	2	2	0	2
4/13	at Alabama*	5.0	1	1	0	1	7
4/15	Southern	5.0	2	1	1	2	5
4/18	Florida*	3.0	11	11	11	1	3
4/19	Florida*	5.0	7	9	7	6	6
4/20	Florida*	4.0	5	3	3	1	3
4/22	vs. Ole Miss (1)	6.1	10	6	6	2	10
4/25	at Auburn*						
4/26	at Auburn*						
4/27	at Auburn*						
4/29	Memphis						
5/2	Kentucky*						
5/3	Kentucky*						
5/4	Kentucky*						
5/9	Ole Miss*						
5/10	Ole Miss*						
5/11	Ole Miss*						
5/13	North Alabama						
5/15	at Missouri*						
5/16	at Missouri*						
5/17	at Missouri*						

2025 Totals 74.0 47 27 24 30 103

\* - Southeastern Conference game

(1) - Trustmark Park; Pearl, Miss. | (2) - Kessler Federal Park; Biloxi, Miss.

(3) - Daikin Park; Houston, Texas

## SEC SWEEPS

### MSU at HOME VS.

Alabama	April 12-14, 2019
Arkansas	April 20-21, 2018
Auburn	April 19-21, 2024
Florida	May 17-19, 2018
Georgia	April 26-28, 2019
Kentucky	April 1-3, 2021
LSU	April 20-21, 1985
Ole Miss	May 18-19, 2002
Missouri	May 5-7, 2016
Oklahoma	Never
South Carolina	Never
Tennessee	March 24-26, 2017
Texas	Never
Texas A&M	April 30-May 1, 2021
Vanderbilt	March 11-12, 2000

### MSU ON THE ROAD VS.

Alabama	May 20-22, 2021
Arkansas	March 21-23, 2003
Auburn	April 9-11, 2021
Florida	Never
Georgia	March 28-30, 1997
Kentucky	April 1-3, 1994
LSU	April 18-19, 1981
Ole Miss	May 10-12, 2019
Missouri	April 18-20, 2014
Oklahoma	Never
South Carolina	Never
Tennessee	May 6-8, 2011
Texas A&M	April 12-14, 2013
Texas	Never
Vanderbilt	April 20-21, 1991





## 2025 DAY-BY-DAY RESULTS

DATE	OPP	W/L	SCORE	WP	LP	SV	REC.
2/14	MAN - G1	W	17-3 (7)	Kohn (1-0)	Romero (0-1)	--	1-0
2/14	MAN - G2	W	13-1 (7)	Ligon (1-0)	Grasser (0-1)	--	2-0
2/16	MAN	W	5-1	Simmons (1-0)	Duffield (0-1)	--	3-0
2/18	at USM	L	3-0	Allen (1-0)	Foster (0-1)	Payne (1)	3-1
2/21	Mo. St.	W	3-1	Burns (1-0)	Knight (0-1)	Dotson (1)	4-1
2/22	Mo. St.	W	9-3	McPherson (1-0)	Holmes (0-2)	--	5-1
2/23	Mo. St.	W	6-4	Simmons (2-0)	Charlton (1-1)	Hungate (1)	6-1
2/25	TROY	L	6-5	Gorgen (1-0)	Davis (0-1)	--	6-2
2/28	vs. Rice (3)	W	14-3 (7)	Kohn (2-0)	Hickson (0-1)	Hungate (2)	7-2
3/1	vs. UA (3)	L	6-5	Kramkowski (1-1)	Ligon (1-1)	Pluta (1)	7-3
3/2	vs. OSU (3)	L	9-7	Watkins (2-0)	Simmons (2-1)	Youngerman (1)	7-4
3/5	USM	W	18-3 (7)	Hungate (1-0)	Best (0-1)	--	8-4
3/7	QU	W	9-3	Kohn (3-0)	Jurecka (0-3)	--	9-4
3/8	QU	W	10-2	Davis (1-1)	Quezada (0-3)	--	10-4
3/9	QU	W	9-3	Ligon (2-1)	Renaud (0-1)	--	11-4
3/11	vs. ODU (2)	W	9-4	Grant (1-0)	Landford (0-1)	--	12-4
3/12	vs. NSU (2)	W	2-1	Stevens (1-0)	Jordan (2-2)	Mcpherson (1)	13-4
3/14	TEX	L	8-7	Duplantier II (2-0)	Hungate (1-1)	Volantis (2)	13-5
3/15	TEX	L	5-3	Riojas (4-0)	Williams (0-1)	Volantis (3)	13-6
3/16	TEX	L	4-1	Flores (2-0)	Ligon (2-2)	Grubbs (4)	13-7
3/18	JSU	W	16-3	Mannell (1-0)	Gonzalez (3-1)	--	14-7
3/21	at OU	W	2-1	Kohn (4-0)	K. Witherspoon (5-1)	Dotson (1)	15-7
3/22	at OU	L	13-11	Crooks (2-0)	Williams (0-2)	-	15-8
3/23	at OU	L	7-3	Bodin (2-0)	Ligon (2-3)	Crooks (7)	15-9
3/25	SAM	W	6-1	Mannell (2-0)	Rice (0-2)	--	16-9
3/27	at LSU	L	8-6	Benge (1-1)	Burns (1-1)	Cowan (3)	16-10
3/28	at LSU	L	2-1	Eyanson (4-0)	Kohn (4-1)	Evans (5)	16-11
3/29	at LSU	L	17-8	Ware (4-0)	Ligon (2-4)	--	16-12
4/1	at MEM	W	5-3	McPherson (2-0)	Donahue (0-2)	Simmons (1)	17-12
4/4	USC	L	7-3	McCoy (3-3)	Davis (1-2)	Sweeney (5)	17-13
4/5	USC	W	11-4	Hungate (2-1)	J. Evans (3-1)	--	18-13
4/6	USC	W	6-0	Ligon (3-4)	B. Stone (1-4)	Simmons (2)	19-13
4/8	at UAB	W	8-3	McPherson (3-0)	Hill (1-1)	--	20-13
4/11	at Bama	W	13-3	Simmons (3-1)	Adams (4-2)	--	21-13
4/12	at Bama	L	4-1	Quick (5-1)	Siary (0-1)	Ozmer (11)	21-14
4/13	at Bama	W	4-2	Williams (1-2)	Myers	--	22-14
4/15	SU	W	16-2	McPherson (4-0)	Newman (0-2)	--	23-14
4/18	UF	L	13-3	Peterson (6-2)	Simmons (3-2)	--	23-15
4/19	UF	L	11-8	Philpott (3-3)	Williams (1-3)	Clemente (3)	23-16
4/20	UF	W	14-8	Ligon (4-4)	McNeillie (3-2)	--	24-16
4/22	vs. OM (1)	L	8-7	Calhoun (3-0)	Dotson (0-1)	--	24-17
4/25	at AU						
4/26	at AU						
4/27	at AU						
4/29	MEM						
5/2	UK						
5/3	UK						
5/4	UK						
5/9	OM						
5/10	OM						
5/11	OM						
5/13	UNA						
5/15	at MIZ						
5/16	at MIZ						
5/17	at MIZ						

## STATS BY MONTH

FEBRUARY TOTALS: 7-2	TEAM ERA: 2.43	TEAM BATTING: .314
MARCH TOTALS: 9-10	TEAM ERA: 4.70	TEAM BATTING: .300
APRIL TOTALS: 8-5	TEAM ERA: 4.79	TEAM BATTING: .297
MAY TOTALS: 0-0	TEAM ERA: 0.00	TEAM BATTING: .000
JUNE TOTALS: 0-0	TEAM ERA: 0.00	TEAM BATTING: .000
FIRST HALF TOTALS: 0-0	TEAM ERA: 0.00	TEAM BATTING: .000
SECOND HALF TOTALS: 0-0	TEAM ERA: 0.00	TEAM BATTING: .000
OVERALL TOTALS: 0-0	TEAM ERA: 0.00	TEAM BATTING: .000

## RECORD BY MONTH

Month	Home	Road	Neutral	Total
February	6-1	0-1	1-0	7-2
March	6-3	1-5	2-2	9-10
April	4-3	4-1	0-1	8-5
May	0-0	0-0	0-0	0-0
June	0-0	0-0	0-0	0-0
Totals	16-7	5-7	3-3	24-17

## MARGIN OF VICTORY

	1	2	3	4	5	6	7	8	9	10	11	12+
Miss. State	2	4	0	1	3	5	1	1	0	1	1	5
Opponents	5	4	4	2	0	0	0	0	1	1	0	0

## SCORING BY INNING

	1	2	3	4	5	6	7	8	9	10	11	12+	Total
Miss. State	50	32	42	40	44	40	35	19	2	0	0	0	304
Opponents	22	27	21	11	29	29	27	12	14	1	0	0	193

\* - Southeastern Conference game | (1) - Trustmark Park; Pearl, Miss. | (2) - Kessler Federal Park; Biloxi, Miss. | (3) - Daikin Park; Houston, Texas

# HEAD COACH CHRIS LEMONIS



Since arriving in Starkville, Chris Lemonis has guided the Bulldogs to unparalleled success, including capturing Mississippi State's first national championship in 2021. He is the first Division I head coach to reach the College World Series in his first two full seasons as head coach of a program in the Super Regional era (since 1999).

In six seasons at MSU, Lemonis has compiled a 207-116 record (.641 winning percentage) and taken his program to two College World Series appearances. In his first two

complete seasons at the helm of the Bulldogs, Lemonis has won 50-plus games, posting a 52-15 record in 2019 and a 50-18 mark in 2021. Lemonis notched his 100th win at MSU in his first 130 games. He is the fastest head coach in program history to reach the 100-win mark.

Lemonis led Mississippi State to its first-ever national championship in 2021 and was named the National Coach of the Year by Baseball America following a 50-18 campaign and an impressive 10-3 showing in the NCAA Tournament. He became the fourth person picked as Baseball America's National Coach of the Year as both an assistant and head coach.

The 18th head coach in the program's storied history, a journey of nearly 40 years came full circle when he was introduced on June 25, 2018, on Adkerson Plaza inside Dudy Noble Field. The son of a 1973 State graduate, Lemonis resided in Starkville as a child and now leads one of the perennial powerhouse in college baseball.

For the 40th time in program history the Mississippi State Bulldogs went to an NCAA Regional in 2024. Lemonis saw junior Khal Stephen take home Third Team All-American honors (NCBWA, ABCA, D1 Baseball), while sophomores Dakota Jordan and Jurrangelo Cjntje took home two All-American honors. Cjntje was second team by Perfect Game and NCBWA, while Jordan was second team by NCBWA and third team by Baseball America. MSU had four players earn ABCA All-Regional honors, Jordan (first team), Cjntje (first team), Stephen (first team) and David Mershon (second team). Mershon became the first shortstop at MSU to earn First Team All-SEC honors at shortstop since 2017. The Bulldogs also had success in the 2024 MLB Draft as they had the 20th first round selection in school history and saw 11 players get selected, the most by any school. Eight of the 11 players selected were pitchers, which set a school record. Mississippi State finished ranked in four of the five baseball polls and were as high as 17 by Baseball America. The MSU pitching staff saw dramatic improvements on the mound in 2024 as they decreased the team ERA by 2.84 from 2023. MSU also saw the starting pitching duo of Stephen and Cjntje posted over 80 innings pitched, eight or more wins, and 100 or more strikeouts. This was the first time since 2019 that MSU has accomplished that feat.

In 2023, Lemonis saw freshman outfielder Dakota Jordan earn Freshman All-American honors by Perfect Game. Awards continued to roll in as Hunter Hines and Colton Ledbetter earned ABCA All-Region honors. Hines also picked up First Team All-SEC honors, and Jordan was named to the All-SEC Freshman team. During the season, the Dawgs hit the fourth most homers in program history with 91, and freshman Ross Highfill became the first player since 2017 to hit three homers in a single game.

Following the 2022 season, Lemonis and the Bulldogs had six players drafted in the MLB Draft, increasing his total to 25 during his time in Starkville. He has extended his streak of having a first-round pick drafted as Landon Sims went early in the 2022 MLB Draft. Not only did the Bulldogs have success in the MLB Draft, but RJ Yeager was named Third Team All-American by the ABCA, NCBWA and Collegiate Baseball Newspapers. Hunter Hines earned Freshman All-American honors by Collegiate Baseball, NCBWA and D1 Baseball.

In 2021, the Bulldogs had five players drafted from their national championship squad, while a total of 19 players have been drafted by Major League Baseball during Lemonis' time in Starkville, including at least one first rounder in each year of his tenure. For the second straight full season, the Mississippi State baseball program saw a pair of student-athletes honored as All-Americans by the American Baseball Coaches Association in Tanner Allen and Landon Sims.

In his first season at the helm of the Diamond Dawgs, Lemonis became the winningest first-year head coach in SEC history and in the process led the 2019 edition to the second-most victories in program history at 52 (54; 1989). The 40 victories over MSU's first 50 games marked the third-most in the first 50 games of a season in program history and set the tone for State's second-straight trip to the College World Series.

Lemonis became one of just three SEC head coaches to advance to the College World Series in their inaugural season in the conference, joining Jake Gibbs (Ole Miss, 1972) and fellow Diamond Dawg skipper Pat McMahon (Mississippi State, 1998).

Four Diamond Dawgs earned All-American honors during Lemonis' first season, while left-handed pitcher Ethan Small was tabbed National Pitcher of the Year (College Baseball Foundation; American Baseball Coaches Association) and right-handed pitcher JT Ginn earned the National Freshman of the Year honor (Collegiate Baseball, Perfect Game). Ginn and Small each earned specialty awards from the SEC, as well, grabbing the conference's Freshman and Pitcher of the Year, respectively.

A school-record-tying 11 Diamond Dawgs heard their names called in the 2019 Major League Baseball First Year Player Draft, including three taken in the first 10 rounds. Small became the 15th Diamond Dawg taken in the first round of the MLB Draft, while SEC career hits leader Jake Mangum (4th; New York Mets) and

Colby White (6th; Tampa Bay) each went in the first 10 rounds. The 11 selections were No. 3 nationally in 2019.

Owning a head coaching record of 308-184-2, Lemonis was also a part of nearly 800 wins as an assistant coach and three trips to the College World Series. During his time at Indiana, Lemonis' teams averaged 35.3 wins per season, including a 40-win campaign during his final season in Bloomington. He averaged 39.2 victories per year during his career in an assistant role (784 wins), bolstered by a 44.9 wins-per-season average at Louisville. The Cardinals were college baseball's winningest program during that eight-year span and made the program's first three trips to Omaha.

Lemonis not only understands what it takes to get to Omaha as a coach but also as a player. A 1992 graduate of The Citadel, Lemonis added a 1990 appearance in the College World Series as a student-athlete. The appearance makes the Bulldogs one of just three schools in Southern Conference history and only current member of the conference to advance to Omaha.

One of the top recruiters and player development coaches in the country, Lemonis has seen success at every coaching stop. After helping his alma mater, The Citadel, to five NCAA Regional appearances in 12 seasons as an assistant coach, Lemonis joined college teammate Dan McDonald's staff at Louisville and quickly turned the Cardinals into an Omaha contender.

After helping Louisville to seven postseason berths in eight years, the 2013 American Baseball Coaches Association/Baseball America Assistant Coach of the Year headed to Indiana to take his first head coaching job with the Hoosier program in 2015.

In each of his head coaching stops, Lemonis has led his team to the NCAA postseason in his first season at the helm. He helped the Hoosiers into the NCAA Tournament field during his initial season in Bloomington, before he guided Mississippi State to the College World Series in 2019 – his first season in Starkville.

Overall, Lemonis enters his 29th season as a collegiate coach in 2023, making two College World Series appearance as a head coach, taking three trips to Omaha as an assistant, earning 17 NCAA tournament berths and aiding in five 50-win seasons. His pupils have earned 35 All-America honors, 18 Freshman All-America laurels and 94 have signed professional baseball contracts, with 18 getting the call up to Major League Baseball.

Widely regarded as one of the elite recruiters and developers of talent in all of college baseball, a total of 100 student-athletes have been selected in the Major League Baseball Draft under Lemonis' watch, with 18 of those reaching the highest level of professional baseball.

Since arriving at Louisville for the 2006-07 academic year, Lemonis has been a part of 14 nationally ranked recruiting classes, including his first three classes at Mississippi State. His initial Diamond Dawgs recruiting class was tabbed as the No. 12 class nationally by Baseball America and Perfect Game, while it earned the No. 9 ranking from Collegiate Baseball Newspaper. In 2019, he and his staff brought in another top-10 ranked class, finishing as high as No. 6 by Baseball America.

Over his first four seasons in Starkville, Lemonis has tutored 20 picks in the MLB First Year Player Draft, including four first rounders and two second rounders. Sixteen of Lemonis' Indiana players were taken in the MLB Draft in his final four years in Bloomington and 14 signed professional contracts. He also recruited and coached nine of the Hoosier's school-record 10 MLB Draft choices in 2019.

Along with the second-most single-season victories (52) during the 2019 season, his team also posted the second-best 20-, 30- and 40-game starts (18-2, 25-5, 32-8) in program history. He joined Pat McMahon as the only two Diamond Dawg dugout bosses to lead the program to the College World Series in their initial campaign and his 52 wins were the most by a first-year SEC head coach in the conference's history.

Lemonis and his wife, the former Jill MacEldowney, have two daughters, Marissa and Mackenzie. The Myrtle Beach, South Carolina native earned his Bachelor of Science in physical education from The Citadel in 1992 and received his Master of Arts in sport management in 1994.

He is also no stranger to Starkville, as he resided on campus as a newborn during his father's time as a student at State. His father, Thomas, was a 1973 Mississippi State graduate with a degree in electrical engineering.

## THE LEMONIS FILE

### Personal

**Hometown:** Myrtle Beach, South Carolina  
**Wife:** Jill  
**Children:** Marissa & Mackenzie  
**College:** The Citadel, 1992

### Coaching Career

**2019-Present:** Mississippi State Head Coach  
**2015-18:** Indiana Head Coach  
**2007-14:** Louisville Assistant Coach  
**2003-06:** The Citadel Associate Head Coach  
**1995-2002:** The Citadel Assistant Coach

### Lemonis Year-by-Year

#### As a Head Coach

Yr.	School	Record	Postseason
2015	Indiana	35-24	NCAA Regional
2016	Indiana	32-24	--
2017	Indiana	34-24-2	NCAA Regional
2018	Indiana	40-19	NCAA Regional
2019	Mississippi State	52-15	College World Series
2020	Mississippi State	12-4	**
2021	Mississippi State	50-18	National Champions
2022	Mississippi State	26-30	--
2023	Mississippi State	27-26	--
2024	Mississippi State	40-23	NCAA Regional
2025	Mississippi State	15-9	--
<b>Totals</b>	<b>11th season</b>	<b>372-224-2</b>	

2021 National Champions  
 Six NCAA Regionals  
 Two NCAA Super Regionals  
 Two NCAA College World Series  
 \*\* No postseason due to COVID-19

#### As an Assistant Coach

1995	The Citadel	39-21	NCAA Regional
1996	The Citadel	33-26	--
1997	The Citadel	37-21	--
1998	The Citadel	37-24	NCAA Regional
1999	The Citadel	41-20	NCAA Regional
2000	The Citadel	39-20	--
2001	The Citadel	38-24	NCAA Regional
2002	The Citadel	31-26	--
2003	The Citadel	32-25	--
2004	The Citadel	39-28	NCAA Regional
2005	The Citadel	25-34	--
2006	The Citadel	34-27	--
2007	Louisville	47-24	College World Series
2008	Louisville	41-21	NCAA Regional
2009	Louisville	47-18	NCAA Super Regional
2010	Louisville	50-14	NCAA Regional
2011	Louisville	32-29	--
2012	Louisville	41-22	NCAA Regional
2013	Louisville	51-14	College World Series
2014	Louisville	50-17	College World Series
<b>Totals</b>	<b>20 Seasons</b>	<b>784-455</b>	

12 NCAA Regionals  
 Four NCAA Super Regionals  
 Three College World Series







## DUDY NOBLE FIELD

### BIOGRAPHY

The largest on-campus facility in college baseball, Dudy Noble Field will see the 59th season of Mississippi State baseball at its current site in 2025. With over 1,700 games played at the venue, the Diamond Dawgs have a .725 winning percentage at the facility, which received a \$68-million upgrade prior to the 2019 season.

The field is named in honor of longtime MSU baseball coach, athletics director and ABCA Hall of Famer Clarke Randolph "Dudy" Noble. On April 27, 1998 the facility was renamed Dudy Noble Field, Polk-DeMent Stadium, honoring another ABCA Hall of Famer, former Bulldog skipper Ron Polk, and the late Gordon DeMent, a successful businessman and longtime fan of the Diamond Dawgs from Indianola, Mississippi.

#### The Origin

From 1929 until 1964, Mississippi State hosted its baseball games at the original on-campus venue, Hardy Field, which was located several hundred yards to the south of the Bulldogs' home football venue, Davis Wade Stadium at Scott Field. The baseball field was closed following the 1964 season to make way for the construction of Dorman Hall and for the next two seasons the Diamond Dawgs played their home games at Redbird Park in Columbus, Mississippi, capturing SEC titles both seasons at their temporary home.

The tin-roofed grandstand and 2,000-seat bleachers from the original Dudy Noble Field were transported to the stadium's present site, which became playable for the 1967 season. Since that time, facility enhancements have followed at a steady pace to make the "Carnegie Hall of College Baseball" one of the finest all-around facilities on the road to Omaha. Among with numerous upgrades, the current site has seen two complete demolitions and reconstructions, the latest occurring during a three-year span from 2017-2019 and opening prior to the start of the 2019 campaign.

#### Leading the Attendance Boom

With a laundry list of legendary names on its all-time roster, it comes as no surprise that Mississippi State ranks among the nation's attendance leader's year in and year out. The Dudy Noble Field faithful have sold out the reserved seating allotment every season since 1987.

Along with routinely hosting some of the largest crowds in the SEC, the last 11 three-day Super Bulldog Weekend series have drawn more than 25,000 fans. The most fans for a Super Bulldog Weekend game during the 2023 season with 43,986 fans came to The Dude.

MSU eclipsed the 200,000 mark in paid attendance at Dudy Noble Field for six-straight seasons between 2012-17, marking the first such occurrence in the program's history. Over the past three seasons, MSU has eclipsed the 300,000 mark in paid attendance, which had never been done before in back-to-back-to-back seasons. In 2013, the Diamond Dawgs' five-millionth fan walked through the turnstiles at Dudy Noble Field. Since home attendance figures were charted starting in 1976, the "Carnegie Hall of College Baseball" has seen 7,616,815 fans rush through the gates.

In 24 of the last 25 seasons, Mississippi State has averaged 6,000 fans per game, including a record average of 11,094 during the 2023 campaign, the second-best mark in the nation. Overall, State has eclipsed the 200,000-fan mark 16 times since 2002, with a school-record 373,784 viewing the 2019 home schedule.

Of the top 25 all-time college baseball on-campus attendances, Dudy Noble Field finds itself on the list 24 times, most notably owning the all-time on-campus attendance record of 16,423 on April 15, 2023. The Bulldogs own all of the top 15 marks and 19 of the top 20 marks, in NCAA on-campus history and are the only NCAA baseball program to boast on-campus attendances of 14,000 or more. The five largest NCAA Super Regional crowds have all assembled in Starkville, Mississippi, as well.

From April 14-16, 2023, the Bulldog faithful flooded the gates at Dudy Noble Field to the tune of 43,986 fans for a three-game series versus Ole Miss. The nearly 44,000 fans on the weekend set an NCAA on-campus attendance record for a three-game series.

During the 2024 season, the Diamond Dawg faithful showed up in groves as 370,711 fans appeared at The Dude with Mississippi State receiving the largest average attendance numbers in the nation, averaging 10,903 fans per game. The

Diamond Dawgs had 10,000+ fans at 23 games last season at Dudy Noble Field. Dudy Noble Field has ushered in crowds of 10,000 or better 128 times, including 2007 NCAA Super Regional-record draws of 13,715 and 12,620 for nationally-televised, late-morning games against Clemson. In 2019, the first season of the "New Dude," the Diamond Dawgs garnered crowds of 10,000-plus 10 times. Over the last three seasons the number of 10,000-plus crowds have grown and MSU set a school record with 21 during the 2024 season.

Mississippi State has hosted 26 postseason events at the facility, including three NCAA District III Tournaments (1973-75), five SEC tournaments (1979, 81, 83, 88 & 95), 16 NCAA Regionals (1979, 84-85, 87-89, 90, 92, 97, 2000, 03, 13, 16, 19 & 21) and four NCAA Super Regionals (2007, 16, 19 & 21).

#### The Left Field Lounge™

The aura of Mississippi State baseball at Dudy Noble Field is certainly not confined to the loyal legions in the impressive grandstand, pro-style luxury sky suites or luxurious Left Field Lofts.

In fact, some of the more highly-prized seats at Bulldog baseball games are found beyond the outfield fence in the Left Field Lounge™. Waiting lists greet those seeking to purchase one of the 96 outfield lounges in the iconic two-level outfield tailgate.

Once a colorful assortment of pickup trucks, motor homes, and trailers — most equipped with barbecue grills — lined the outfield fence, completing a circle of humanity at Dudy Noble Field. Now, the permanent lounge spaces are connected to the concourse, allowing everyone to stroll through and experience the iconic lounge culture.

What began in the late 1960s as a popular gathering spot for baseball-loving MSU supporters now forms college baseball's largest tailgate party.

#### The "New Dude"

The second demolition at the current site occurred following the 2017 season and the \$68 million facility opened its gates for the 2019 campaign. Architect Wier Boerner Allin, along with consultants Populous and famed stadium architect/State alum Janet Marie Smith designed the project, while construction manager ICM and general contractor JESCO Construction, Inc. oversaw the construction.

Covering 12 acres of land on the Mississippi State University campus, the 230,000 square foot facility carries on Dudy Noble Field's legacy as the "Carnegie Hall of College Baseball." Installation of the second largest scoreboard in college baseball, measuring 43 feet wide by 60 feet high, started the project in 2017. The board, which was the largest in college baseball upon installation, is larger than boards owned by three Major League Baseball teams. The addition of 96 permanent Left Field Lounge rigs encircling the outfield followed during the fall of 2018.

The concourse and lower-level grandstands were in place for the 2018 season, with the Diamond Suites, upper-deck reserved seating area and three unique club areas — Farm Bureau Triple Crown Club, Charlie and Dana Stephenson Omaha Club and The Rooftop Club — were completed prior to the 2019 campaign. The newest version of Dudy Noble Field also features increased restroom facilities and concession points of sale.

The player spaces also received an upgrade, expanding to cover 18,000 square feet underneath the facility. The fully-equipped Bruce and Julie Martin Locker Room includes an embedded equipment room, houses 40 wooden lockers and features an oversized, dimensional halo-lit '85 Script Mississippi State sign suspended overhead in the middle of the room.

The more spacious locker room includes an attached training room with whirlpool and fully-functional fueling station. The Mitch Moreland Hitting Tunnel, which is equipped with HitTrax, and Turner & Gloria Wingo Team Lounge are easily accessed from the home dugout, with the eye-popping player entrance and Hassell H. Franklin Omaha Room greeting players as they enter the facility. The Pat McMahon Pitching Lab is also housed under the stadium, featuring arm care and conditioning equipment, one oversized turfed mound with three pitching rubbers and state of the art video equipment.

### TOP-25 CROWDS

Rank	Attendance	Opponent	Date
1.	16,423	* Ole Miss	April 15, 2023
2.	15,586	Ole Miss	April 12, 2014
3.	15,078	Texas A&M	April 16, 2016
4.	14,991	Florida	April 22, 1989
5.	14,739	Ole Miss	April 14, 2023
6.	14,562	Auburn	April 20, 2013
7.	14,385	# Notre Dame	June 12, 2021
8.	14,378	LSU	April 16, 1988
9.	14,320	Arizona State	Feb. 25, 2023
10.	14,273	Alabama	May 4, 2024
11.	14,228	LSU	April 9, 2022
12.	14,077	Alabama	March 26, 2022
13.	13,974	LSU	March 16, 2024
14.	13,971	# Notre Dame	June 13, 2021
15.	13,761	Arkansas	April 25, 1992
16.	13,715	# Clemson	June 9, 2007
17.	13,691	Kentucky	April 8, 2017
18.	13,617	Georgia	April 8, 2006
19.	13,447	Georgia	April 6, 2024
20.	13,452	# Arizona	June 11, 2016
21.	13,357	Auburn	April 19, 2024
22.	13,351	Long Beach State	Feb. 19, 2022
23.	13,338	Ole Miss	April 17, 2021
24.	13,224	Ole Miss	April 11, 2014
25.	13,132	# Stanford	June 8, 2019

\* - NCAA on-campus attendance record

^ - NCAA Regional

# - NCAA Super Regional

**NOTE:** Mississippi State owns 126 crowds of 10,000-plus in the history of the program. The top 10 crowds in Dudy Noble Field history are also the top 10 on-campus crowds in NCAA history.





## 2025 SEASON STATISTICS

Record: 24-17 Home: 16-7 Away: 5-7 Neutral: 3-3 SEC: 6-12

Player	avg	gp-gs	ab	r	h	2b	3b	hr	rbi	tb	slg%	bb	hp	so	gdp	ob%	sf	sh	sb-att	po	a	e	fld%
34 Frei, Gehrig	.388	34-17	80	22	31	8	0	5	13	54	.675	5	4	13	1	.444	1	0	2-3	29	4	5	.868
18 Sullivan, Noah	.345	41-41	139	38	48	11	0	9	31	86	.619	26	9	27	4	.477	0	0	1-1	2	0	0	1.000
49 Sanders, Gatlin	.345	31-26	84	18	29	4	0	0	14	33	.393	8	6	23	2	.430	2	1	2-2	37	57	1	.989
3 Reese, Ace	.333	39-39	156	35	52	10	1	13	48	103	.660	16	3	35	3	.399	3	0	1-1	18	47	7	.903
36 Stevens, Nolan	.326	32-26	89	17	29	5	0	4	18	46	.517	13	2	22	2	.423	0	0	2-3	39	2	2	.953
2 Reeves, Sawyer	.325	31-21	80	22	26	7	0	2	11	39	.488	13	2	20	0	.432	0	1	6-7	20	40	7	.896
38 Chance, Bryce	.290	40-38	138	33	40	9	0	3	22	58	.420	17	3	27	2	.375	2	4	7-8	64	2	0	1.000
10 Cupp, Dylan	.289	32-30	83	16	24	9	0	1	15	36	.434	21	6	22	2	.459	1	3	1-1	31	54	8	.914
7 Stallman, Reed	.274	31-22	84	15	23	5	0	8	23	52	.619	10	5	30	0	.376	2	0	0-1	30	1	1	.969
44 Hines, Hunter	.269	39-39	145	29	39	10	0	8	29	73	.503	18	1	42	4	.349	2	0	0-0	259	20	1	.996
-----																							
43 Spalitta, Steven	.500	7-0	10	2	5	0	0	1	4	8	.800	1	0	3	0	.545	0	0	0-0	6	1	0	1.000
41 Pulliam, Ethan	.333	7-1	6	1	2	0	1	0	0	4	.667	1	2	1	0	.556	0	0	0-0	0	0	0	.000
52 Buckner, Lukas	.300	16-2	20	1	6	0	0	0	2	6	.300	2	0	6	0	.364	0	0	0-0	6	11	0	1.000
5 Downs, Aaron	.265	28-20	68	22	18	3	0	7	18	42	.618	9	5	13	3	.386	1	0	4-4	28	1	0	1.000
55 Powell, Joe	.235	19-17	51	6	12	2	0	3	17	23	.451	2	0	19	0	.259	1	1	0-0	147	13	1	.994
22 Highfill, Ross	.233	29-25	86	20	20	3	1	2	15	31	.360	8	11	26	1	.371	0	2	10-12	274	18	4	.986
6 Davila, Landis	.200	5-0	5	1	1	0	0	0	1	1	.200	0	1	3	0	.333	0	0	0-0	0	0	0	.000
32 O'Brien, Michael	.158	25-4	19	5	3	1	1	0	1	6	.316	4	0	5	1	.304	0	0	1-1	11	0	0	1.000
23 Owen, Jackson	.000	6-1	5	0	0	0	0	0	0	0	.000	1	0	3	0	.167	0	0	0-0	14	0	0	1.000
13 Chester, Nate	.000	4-0	2	1	0	0	0	0	0	0	.000	2	1	2	0	.600	0	0	0-0	0	2	0	1.000
Totals	.302	41	1350	304	408	87	4	66	282	701	.519	177	61	342	25	.403	15	12	37-44	1031	316	41	.970
Opponents	.225	41	1296	193	291	51	7	40	172	476	.367	135	29	456	16	.309	13	11	52-60	1000	307	34	.975

LOB - Team (312), Opp (261). DPs turned - Team (17), Opp (27). CI - Team (1), Highfill 1, Opp (1). IBB - Team (2), Stallman 1, Hines 1. Picked off - Cupp 1, Chance 1.

### (All games Sorted by Earned run avg)

Player	era	w-l	app	gs	cg	sho	sv	ip	h	r	er	bb	so	2b	3b	hr	b/avg	wp	hp	bk	sfa	sha
9 Kohn, Pico	3.29	4-1	10	10	0	0/0	0	54.2	41	22	20	14	81	9	3	7	.204	3	3	1	1	2
-----																						
14 O'Leary, Cade	0.00	0-0	2	0	0	0/0	0	2.0	2	2	0	0	5	0	0	0	.222	1	0	0	0	0
27 Black, Gavin	0.00	0-0	1	0	0	0/0	0	1.0	1	0	0	1	2	0	0	0	.250	0	0	0	0	0
18 Sullivan, Noah	2.35	0-0	6	6	0	0/0	0	15.1	16	4	4	3	10	6	0	0	.271	0	0	0	1	0
8 Foster, Charlie	2.57	0-1	4	1	0	0/0	0	7.0	2	4	2	5	8	1	0	1	.087	0	1	0	0	0
26 Hungate, Chase	2.82	2-1	14	0	0	0/0	2	22.1	17	8	7	4	17	1	0	2	.218	1	1	0	2	1
28 McPherson, Ryan	2.96	4-0	13	1	0	0/0	1	27.1	19	12	9	8	44	2	0	4	.184	3	1	0	0	2
48 Mannell, Kevin	3.00	2-0	7	0	0	0/0	0	12.0	7	5	4	4	15	0	1	1	.179	1	3	0	1	0
15 Dotson, Luke	3.14	0-1	12	0	0	0/0	2	14.1	10	5	5	9	18	1	0	1	.208	5	0	0	0	1
17 Simmons, Stone	3.65	3-2	11	3	0	0/1	2	24.2	25	14	10	10	33	6	0	0	.258	0	1	0	1	1
12 Siary, Evan	4.00	0-1	10	5	0	0/0	0	27.0	24	13	12	10	33	5	0	5	.231	2	2	0	1	1
35 Davis, Ben	4.38	1-2	14	3	0	0/0	0	37.0	35	25	18	16	43	6	0	2	.236	4	1	0	2	0
11 Stone, Duke	4.91	0-0	4	0	0	0/0	0	3.2	6	2	2	1	5	0	1	1	.375	2	0	0	1	0
29 Williams, Nate	5.30	1-3	14	0	0	0/0	0	18.2	11	12	11	5	42	2	0	3	.159	5	1	0	1	0
4 Grant, Mikhail	5.40	1-0	8	0	0	0/0	0	8.1	6	5	5	9	17	1	0	2	.194	0	3	0	0	0
31 Ligon, Karson	5.63	4-4	10	10	0	0/1	0	38.1	37	28	24	14	47	7	1	6	.252	5	7	0	1	1
45 Burns, Dane	6.23	1-1	10	0	0	0/0	0	8.2	7	6	6	7	14	1	0	1	.219	2	1	0	0	1
30 Pruitt, Jacob	7.20	0-0	7	2	0	0/0	0	15.0	14	14	12	10	16	2	1	2	.233	0	3	0	1	0
36 Stevens, Nolan	7.71	1-0	2	0	0	0/0	0	2.1	2	2	2	3	2	0	0	0	.250	0	0	0	0	0
19 Fortenberry, Robert	14.73	0-0	4	0	0	0/0	0	3.2	5	6	6	1	3	1	0	1	.333	1	1	0	0	1
47 Schnoor, JT	81.00	0-0	1	0	0	0/0	0	0.1	4	4	3	1	1	0	0	1	.800	0	0	0	0	0
Totals	4.24	24-17	41	41	0	1/1	7	343.2	291	193	162	135	456	51	7	40	.225	35	29	1	13	11
Opponents	7.67	17-24	41	41	0	1/1	12	333.1	408	304	284	177	342	87	4	66	.302	40	61	6	15	12

PB - Team (13), Highfill 11, Powell 2, Opp (5). Pickoffs - Team (6), Dotson 2, Hungate 1, Simmons 1, Ligon 1, Kohn 1, Opp (2). SBA/ATT - Powell (26-31), Highfill (23-24), Siary (10-11), Ligon (8-10), Williams (6-6), Pruitt (5-5), McPherson (4-4), Davis (1-3), Kohn (3-3), Mannell (2-3), Dotson (1-3), Hungate (2-2), Simmons (2-2), Burns (2-2), Stone (1-1), Stevens (1-1), O'Leary (1-1), Spalitta (1-1), Sullivan (1-1), Foster (1-1), Owen (1-1), Grant (1-1).

## 2025 SOUTHEASTERN CONFERENCE STATISTICS

Record: 6-12 Home: 3-6 Away: 3-6 SEC: 6-12

Player	avg	gp-gs	ab	r	h	2b	3b	hr	rbi	tb	slg%	bb	hp	so	gdp	ob%	sf	sh	sb-att	po	a	e	fld%
3 Reese, Ace	.360	18-18	75	18	27	5	0	7	22	53	.707	6	1	16	0	.415	0	0	0-0	11	23	3	.919
18 Sullivan, Noah	.338	18-18	68	13	23	5	0	4	7	40	.588	10	1	11	3	.430	0	0	0-0	0	0	0	.000
2 Reeves, Sawyer	.333	15-10	42	8	14	3	0	2	7	23	.548	3	0	11	0	.378	0	1	1-1	14	25	4	.907
49 Sanders, Gatlin	.306	17-14	49	6	15	2	0	0	4	17	.347	3	3	18	1	.375	1	0	0-0	25	42	1	.985
44 Hines, Hunter	.302	18-18	63	14	19	4	0	4	9	35	.556	11	1	20	4	.413	0	0	0-0	117	8	1	.992
34 Frei, Gehrig	.289	15-8	38	8	11	2	0	4	5	25	.658	3	0	8	0	.333	1	0	0-1	15	0	0	1.000
38 Chance, Bryce	.254	17-16	63	9	16	4	0	0	11	20	.317	3	1	16	2	.290	2	2	0-0	27	1	0	1.000
7 Stallman, Reed	.233	15-12	43	7	10	2	0	3	7	21	.488	5	4	16	0	.352	2	0	0-1	17	1	1	.947
-----																							
43 Spalitta, Steven	.500	3-0	2	0	1	0	0	0	0	1	.500	0	0	0	0	.500	0	0	0-0	1	1	0	1.000
10 Cupp, Dylan	.294	13-12	34	4	10	3	0	1	6	16	.471	6	1	10	1	.405	1	2	0-0	11	17	6	.824
36 Stevens, Nolan	.286	13-10	35	4	10	2	0	0	6	12	.343	6	0	11	1	.390	0	0	0-1	15	0	2	.882
55 Powell, Joe	.243	12-11	37	5	9	2	0	2	10	17	.459	1	0	16	0	.256	1	1	0-0	93	8	1	.990
22 Highfill, Ross	.200	9-7	20	5	4	0	0	2	6	10	.500	2	6	9	0	.429	0	0	3-3	81	4	1	.988
5 Downs, Aaron	.043	9-8	23	3	1	0	0	0	1	1	.043	5	2	7	2	.267	0	0	0-0	13	1	0	1.000
32 O'Brien, Michael	.000	6-0	2	1	0	0	0	0	0	0	.000	0	0	1	0	.000	0	0	1-1	3	0	0	1.000
52 Buckner, Lukas	.000	4-0	2	0	0	0	0	0	0	0	.000	0	0	1	0	.000	0	0	0-0	1	0	0	1.000
Totals	.285	18	596	105	170	34	0	29	101	291	.488	64	20	171	14	.369	8	6	5-8	450	146	22	.964
Opponents	.268	18	598	117	160	30	3	26	107	274	.458	66	10	181	8	.347	7	6	31-37	459	138	6	.990

LOB - Team (130), Opp (120). DPs turned - Team (8), Opp (15). IBB - Team (1), Stallman 1.

### (SEC games only Sorted by Earned run avg)

Player	era	w-l	app	gs	cg	sho	sv	ip	h	r	er	bb	so	2b	3b	hr	b/avg	wp	hp	bk	sfa	sha
9 Kohn, Pico	4.06	1-1	6	6	0	0/0	0	31.0	28	15	14	10	44	5	2	6	.233	3	3	0	0	0
12 Siary, Evan	5.23	0-1	6	4	0	0/0	0	20.2	21	13	12	9	24	5	0	5	.256	1	0	0	1	1
35 Davis, Ben	6.52	0-1	7	2	0	0/0	0	19.1	27	21	14	12	19	4	0	1	.310	3	1	0	1	0
31 Ligon, Karson	7.03	2-3	6	6	0	0/1	0	24.1	25	21	19	8	24	5	1	5	.269	3	4	0	1	1
-----																						
11 Stone, Duke	0.00	0-0	1	0	0	0/0	0	0.2	1	0	0	0	0	0	0	0	.500	0	0	0	1	0
15 Dotson, Luke	4.05	0-0	4	0	0	0/0	1	6.2	6	3	3	6	9	1	0	0	.286	3	0	0	0	1
17 Simmons, Stone	4.15	1-1	7	0	0	0/1	1	13.0	17	7	6	1	16	5	0	0	.304	0	0	0	0	0
30 Pruitt, Jacob	4.50	0-0	1	0	0	0/0	0	2.0	2	1	1	1	1	0	0	0	.250	0	1	0	0	0
26 Hungate, Chase	4.61	1-1	7	0	0	0/0	0	13.2	11	8	7	4	11	1	0	2	.216	1	0	0	1	1
8 Foster, Charlie	6.75	0-0	1	0	0	0/0	0	1.1	1	1	1	0	1	1	0	0	.250	0	0	0	0	0
29 Williams, Nate	10.24	1-3	7	0	0	0/0	0	9.2	8	12	11	4	20	2	0	3	.211	5	1	0	1	0
28 McPherson, Ryan	12.00	0-0	4	0	0	0/0	0	3.0	6	6	4	3	4	0	0	1	.375	0	0	0	0	1
48 Mannell, Kevin	13.50	0-0	1	0	0	0/0	0	2.0	2	3	3	1	2	0	0	1	.250	0	0	0	1	0
4 Grant, Mikhai	16.20	0-0	2	0	0	0/0	0	1.2	2	3	3	3	4	0	0	1	.286	0	0	0	0	0
45 Burns, Dane	27.00	0-1	3	0	0	0/0	0	1.0	3	3	3	4	2	1	0	1	.600	0	0	0	0	1
Totals	6.06	6-12	18	18	0	1/1	2	150.0	160	117	101	66	181	30	3	26	.268	19	10	0	7	6
Opponents	5.88	12-6	18	18	0	0/0	9	153.0	170	105	100	64	171	34	0	29	.285	16	20	1	8	6

PB - Team (3), Highfill 2, Powell 1, Opp (2). Pickoffs - Team (2), Dotson 2. SBA/ATT - Powell (22-25), Siary (9-10), Highfill (8-9), Ligon (6-8), Williams (5-5), Dotson (1-3), Davis (1-2), Kohn (2-2), Hungate (2-2), Mannell (2-2), Pruitt (1-1), McPherson (1-1), Burns (1-1), Spalitta (1-1).



## 2025 GAME-BY-GAME (HITTING)

Date	Opponent	ab	r	h	rbi	2b	3b	hr	tb	bb	ibb	sb	cs	hbp	sac	sf	gdp	k	po	a	e	lob	avg
Feb 14	MANHATTAN	33	17	15	16	3	0	3	27	8	0	2	0	4	0	0	0	5	21	3	0	10	.455
Feb 14	MANHATTAN	29	13	11	12	4	0	1	18	8	0	2	0	3	0	1	0	5	21	6	1	9	.419
Feb 16	MANHATTAN	30	5	7	5	1	0	1	11	4	0	3	0	3	1	0	0	8	27	7	0	9	.359
Feb 18	at Southern Miss	31	0	4	0	0	0	0	4	1	0	0	0	0	0	0	1	10	24	11	4	5	.301
Feb 21	MISSOURI STATE	28	3	4	3	1	0	0	5	4	1	1	0	2	0	0	0	9	27	10	0	7	.272
Feb 22	MISSOURI STATE	36	9	11	7	3	1	1	19	7	0	4	0	1	0	0	0	8	27	10	0	11	.278
Feb 23	MISSOURI STATE	35	6	12	6	0	1	4	26	4	0	2	0	1	0	0	1	9	27	13	1	10	.288
Feb 25	TROY	40	5	13	5	4	0	1	20	4	0	1	0	2	0	0	0	12	27	2	1	14	.294
Feb 28	vs Rice	34	14	16	13	4	1	3	31	3	0	0	0	2	0	0	0	7	21	4	2	7	.314
Mar 01	vs Arizona	35	5	9	5	3	0	2	18	0	0	2	0	2	1	0	1	12	27	4	1	6	.308
Mar 02	vs Oklahoma State	36	7	9	7	0	0	3	18	3	0	0	0	0	0	1	0	8	24	11	1	6	.302
Mar 05	SOUTHERN MISS	38	18	21	16	2	0	5	38	6	0	1	0	0	0	0	0	4	21	11	1	8	.326
Mar 07	QUEENS	33	9	10	9	3	0	2	19	5	0	0	0	5	1	0	0	5	27	6	1	11	.324
Mar 08	QUEENS	38	10	14	9	4	0	3	27	1	0	4	0	2	0	0	0	4	27	11	0	7	.328
Mar 09	QUEENS	35	9	14	9	2	0	2	22	5	0	3	2	1	0	0	1	5	27	8	0	8	.333
Mar 11	vs Old Dominion	30	9	10	8	6	0	0	16	6	0	1	1	4	1	1	0	4	27	7	1	9	.333
Mar 12	vs Nicholls	25	2	4	1	0	1	0	6	7	0	2	0	0	1	0	2	5	27	9	0	7	.325
*Mar 14	TEXAS	36	7	9	7	2	0	2	17	4	0	0	0	0	0	0	0	11	27	7	1	6	.321
*Mar 16	TEXAS	26	3	6	3	1	0	0	7	5	0	0	0	1	0	0	0	6	21	3	0	8	.317
*Mar 16	TEXAS	21	1	4	1	0	0	0	4	4	0	1	0	2	1	0	2	4	21	7	0	6	.313
Mar 18	JACKSON STATE	30	16	13	14	2	0	2	21	12	0	1	0	2	0	0	0	6	21	4	0	10	.318
*Mar 21	at Oklahoma	33	2	7	2	1	0	0	8	1	0	2	0	1	0	1	1	13	27	5	2	7	.313
*Mar 22	at Oklahoma	41	11	17	10	6	0	3	32	5	0	0	1	0	1	0	1	10	24	7	5	9	.319
*Mar 23	at Oklahoma	34	3	8	3	1	0	0	9	2	0	0	0	2	1	0	1	8	24	12	2	9	.315
Mar 25	SAMFORD	29	6	8	5	2	0	0	10	5	0	0	0	1	0	1	3	3	27	4	2	7	.314
*Mar 27	at LSU	34	6	8	6	1	0	3	18	4	0	0	0	0	0	1	0	12	24	8	1	6	.311
*Mar 28	at LSU	33	1	7	0	1	0	0	8	6	0	0	0	0	1	0	0	18	24	5	0	12	.307
*Mar 29	at LSU	33	8	8	8	2	0	1	13	7	0	1	0	4	0	2	1	10	24	8	2	11	.305
Apr 01	at Memphis	30	5	6	5	2	0	2	14	5	0	0	0	0	1	1	1	8	27	6	1	5	.301
*Apr 04	SOUTH CAROLINA	30	3	5	3	2	0	0	7	6	0	0	0	1	0	0	2	7	27	9	2	7	.297
*Apr 05	SOUTH CAROLINA	31	11	12	10	3	0	5	30	4	0	0	1	1	2	1	0	4	27	13	2	4	.300
*Apr 06	SOUTH CAROLINA	34	6	11	6	4	0	1	18	0	0	0	0	0	0	1	0	8	27	10	0	5	.301
Apr 08	at UAB	33	8	7	8	2	0	1	12	3	0	0	0	3	0	0	1	12	27	7	1	4	.298
*Apr 11	at Alabama	37	13	17	13	6	0	2	29	4	0	0	1	1	0	1	1	7	24	7	1	6	.303
*Apr 12	at Alabama	34	1	9	1	2	0	1	14	1	0	0	0	1	0	0	2	7	24	8	0	8	.302
*Apr 13	at Alabama	31	4	5	4	0	0	3	14	4	0	0	0	0	0	0	1	12	27	5	1	4	.298
Apr 15	SOUTHERN	28	16	11	13	3	0	1	17	8	0	3	0	2	0	1	0	7	21	9	0	5	.301
*Apr 18	FLORIDA	33	3	10	3	1	0	2	17	2	0	0	0	0	0	0	1	10	24	6	0	8	.301
*Apr 19	FLORIDA	37	8	11	8	0	0	2	17	2	0	1	0	3	0	0	0	14	27	12	2	7	.301
*Apr 20	FLORIDA	38	14	16	13	1	0	4	29	3	1	0	0	3	0	1	1	10	27	14	1	7	.304
Apr 22	vs Ole Miss	38	7	9	5	2	0	0	11	4	0	0	1	1	0	1	0	15	29	7	1	7	.302
Totals		1350	304	408	282	87	4	66	701	177	2	37	7	61	12	15	25	342	1031	316	41	312	.302



## 2025 GAME-BY-GAME (PITCHING)

Date	Opponent	ip	h	r	er	bb	so	2b	3b	hr	wp	bk	hbp	dp	ibb	score	w-l	sv	era
Feb 14	MANHATTAN	7.0	3	3	3	3	14	1	0	0	0	0	1	0	0	17-3	1-0	0	3.86
Feb 14	MANHATTAN	7.0	6	1	1	0	13	1	0	0	1	0	0	0	0	13-1	2-0	0	2.57
Feb 16	MANHATTAN	9.0	3	1	1	4	13	0	0	1	0	0	0	0	0	5-1	3-0	0	1.96
Feb 18	at Southern Miss	8.0	4	3	1	2	8	1	0	1	0	0	2	1	0	0-3	3-1	0	1.74
Feb 21	MISSOURI STATE	9.0	5	1	1	3	14	2	0	0	1	0	1	0	0	3-1	4-1	1	1.58
Feb 22	MISSOURI STATE	9.0	5	3	2	9	12	3	0	0	1	0	1	0	0	9-3	5-1	1	1.65
Feb 23	MISSOURI STATE	9.0	2	4	4	8	8	0	0	1	0	0	2	0	0	6-4	6-1	2	2.02
Feb 25	TROY	9.0	7	6	5	2	20	0	0	3	0	0	1	0	0	5-6	6-2	2	2.42
Feb 28	vs Rice	7.0	5	3	2	2	8	1	1	1	0	0	0	0	0	14-3	7-2	3	2.43
Mar 01	vs Arizona	9.0	8	6	5	1	18	1	0	1	2	0	3	0	0	5-6	7-3	3	2.71
Mar 02	vs Oklahoma State	8.0	9	9	6	4	8	1	0	1	0	0	1	1	0	7-9	7-4	3	3.07
Mar 05	SOUTHERN MISS	7.0	5	3	2	3	3	1	0	0	0	0	0	1	0	18-3	8-4	3	3.03
Mar 07	QUEENS	9.0	6	3	3	2	16	1	0	0	0	1	0	1	0	9-3	9-4	3	3.03
Mar 08	QUEENS	9.0	3	2	2	3	7	0	1	0	0	0	0	1	0	10-2	10-4	3	2.95
Mar 09	QUEENS	9.0	6	3	1	4	14	0	1	0	2	0	0	0	0	9-3	11-4	3	2.81
Mar 11	vs Old Dominion	9.0	7	4	4	4	16	0	0	1	2	0	1	1	0	9-4	12-4	3	2.89
Mar 12	vs Nicholls	9.0	4	1	1	3	9	0	0	0	0	0	2	1	0	2-1	13-4	4	2.77
*Mar 14	TEXAS	9.0	9	8	7	1	11	0	1	2	0	0	1	0	0	7-8	13-5	4	3.02
*Mar 16	TEXAS	7.0	5	5	5	5	12	2	0	1	0	0	1	0	0	3-5	13-6	4	3.17
*Mar 16	TEXAS	7.0	7	4	4	3	9	2	0	1	1	0	1	1	0	1-4	13-7	4	3.25
Mar 18	JACKSON STATE	7.0	6	3	3	1	15	2	0	0	3	0	0	0	0	16-3	14-7	4	3.28
*Mar 21	at Oklahoma	9.0	4	1	0	3	14	1	0	0	2	0	2	1	0	2-1	15-7	5	3.12
*Mar 22	at Oklahoma	8.0	14	13	8	5	7	2	0	2	1	0	0	1	0	11-13	15-8	5	3.36
*Mar 23	at Oklahoma	8.0	7	7	7	5	8	2	0	1	0	0	1	0	0	3-7	15-9	5	3.55
Mar 25	SAMFORD	9.0	5	1	0	2	14	0	0	0	0	0	3	1	0	6-1	16-9	5	3.39
*Mar 27	at LSU	8.0	8	8	7	5	7	0	0	3	2	0	0	0	0	6-8	16-10	5	3.56
*Mar 28	at LSU	8.0	7	2	2	0	11	1	0	2	0	0	0	1	0	1-2	16-11	5	3.51
*Mar 29	at LSU	8.0	19	17	15	7	11	2	0	2	2	0	1	0	0	8-17	16-12	5	3.97
Apr 01	at Memphis	9.0	8	3	3	1	13	0	0	0	0	0	0	0	0	5-3	17-12	6	3.94
*Apr 04	SOUTH CAROLINA	9.0	10	7	5	6	12	1	0	1	2	0	0	1	0	3-7	17-13	6	3.98
*Apr 05	SOUTH CAROLINA	9.0	5	4	4	3	9	1	0	3	0	0	0	0	0	11-4	18-13	6	3.98
*Apr 06	SOUTH CAROLINA	9.0	2	0	0	1	13	1	0	0	0	0	1	1	0	6-0	19-13	7	3.84
Apr 08	at UAB	9.0	7	3	2	3	12	4	0	0	1	0	0	0	0	8-3	20-13	7	3.78
*Apr 11	at Alabama	8.0	11	3	3	2	8	2	1	1	0	0	0	0	0	13-3	21-13	7	3.77
*Apr 12	at Alabama	8.0	9	4	4	2	6	2	0	0	0	0	0	0	0	1-4	21-14	7	3.79
*Apr 13	at Alabama	9.0	2	2	0	3	10	1	0	0	2	0	0	0	0	4-2	22-14	7	3.68
Apr 15	SOUTHERN	7.0	3	2	2	2	9	0	0	2	0	0	0	0	0	16-2	23-14	7	3.65
*Apr 18	FLORIDA	8.0	17	13	13	3	14	5	0	3	1	0	0	0	0	3-13	23-15	7	3.93
*Apr 19	FLORIDA	9.0	11	11	9	8	12	4	0	0	4	0	0	1	0	8-11	23-16	7	4.07
*Apr 20	FLORIDA	9.0	13	8	8	4	7	1	1	4	2	0	2	1	0	14-8	24-16	7	4.18
Apr 22	vs Ole Miss	9.2	14	8	7	3	11	2	1	2	3	0	1	1	0	7-8	24-17	7	4.24
Totals		343.2	291	193	162	135	456	51	7	40	35	1	29	17	0	304-193	24-17	7	4.24



## 2025 GAME-BY-GAME STARTERS (BATTING ORDER)

DATE	OPPONENT	1	2	3	4	5	6	7	8	9	SP
2/14	Manhattan - G1	Reeves	Highfill	Reese	Sullivan	Hines	Chance	Stevens	Stallman	Cupp	Kohn
2/14	Manhattan - G2	Reeves	Highfill	Reese	Sullivan	Hines	Chance	Downs	Powell	Cupp	Ligon
2/16	Manhattan	Reeves	Highfill	Reese	Sullivan	Hines	Chance	Stevens	Downs	Cupp	Simmons
2/18	at Southern Miss	Reeves	Highfill	Reese	Sullivan	Hines	Chance	Stallman	Stevens	Cupp	Foster
2/21	Missouri State	Buckner	Highfill	Reese	Sullivan	Hines	Chance	Stevens	Downs	Cupp	Kohn
2/22	Missouri State	Buckner	Highfill	Hines	Sullivan	Reese	Chance	O'Brien	Powell	Cupp	Ligon
2/23	Missouri State	Frei	Highfill	Reese	Sullivan	Hines	Chance	Downs	Pulliam	Cupp	Simmons
2/25	Troy	Frei	Highfill	Reese	Sullivan	Hines	Chance	Stallman	Downs	Cupp	Pruitt
2/28	vs. Rice (3)	Frei	Highfill	Reese	Sullivan	Stallman	Chance	Stevens	Reeves	Cupp	Kohn
3/1	vs. Arizona (3)	Frei	Chance	Reese	Sullivan	Stallman	Downs	Stevens	Highfill	Cupp	Ligon
3/2	vs. Oklahoma State (3)	Frei	Chance	Reese	Sullivan	Stallman	Stevens	Hines	Highfill	Cupp	Simmons
3/5	Southern Miss	Stallman	Chance	Reese	Sullivan	Stevens	Hines	Highfill	Sanders	Cupp	Pruitt
3/7	Queens	Stallman	Chance	Reese	Sullivan	Stevens	Hines	Highfill	Sanders	Cupp	Kohn
3/8	Queens	Reeves	Chance	Reese	Sullivan	Hines	Stevens	Downs	Sanders	Powell	Davis
3/9	Queens	Reeves	Chance	Reese	Sullivan	Hines	Downs	Stevens	Sanders	Highfill	Ligon
3/11	vs. Old Dominion (2)	Reeves	Chance	Reese	Sullivan	Hines	Downs	Stevens	Sanders	Powell	Siary
3/12	vs. Nicholls State (2)	Chance	Reese	Sullivan	Hines	Downs	O'Brien	Owen	Sanders	Cupp	Sullivan
3/14	Texas*	Stallman	Chance	Reese	Sullivan	Hines	Downs	Sanders	Highfill	Cupp	Kohn
3/15	Texas*	Sanders	Chance	Reese	Sullivan	Hines	Downs	Stevens	Highfill	Cupp	Davis
3/16	Texas*	Stallman	Chance	Reese	Sullivan	Hines	Downs	Sanders	Highfill	Cupp	Ligon
3/18	Jackson State	Reeves	Chance	Stallman	Sullivan	Hines	Stevens	Sanders	Powell	Cupp	Sullivan
3/21	at Oklahoma*	Reeves	Reese	Sullivan	Stallman	Chance	Hines	Highfill	Stevens	Cupp	Kohn
3/22	at Oklahoma*	Reeves	Reese	Sullivan	Stallman	Chance	Downs	Hines	Powell	Cupp	Davis
3/23	at Oklahoma*	Stallman	Chance	Reese	Sullivan	Hines	Stevens	Sanders	Powell	Cupp	Ligon
3/25	Samford	Chance	Reese	Sullivan	Hines	Downs	Stevens	Sanders	Cupp	Powell	Sullivan
3/27	at LSU*	Reeves	Chance	Reese	Sullivan	Hines	Downs	Stevens	Cupp	Powell	Siary
3/28	at LSU*	Sanders	Chance	Reese	Sullivan	Hines	Stallman	Stevens	Cupp	Powell	Kohn
3/29	at LSU*	Reeves	Chance	Reese	Sullivan	Hines	Downs	Stevens	Highfill	Cupp	Ligon
4/1	at Memphis	Frei	Reese	Sullivan	Hines	Stevens	Highfill	Sanders	O'Brien	Cupp	Sullivan
4/4	South Carolina*	Frei	Reese	Sullivan	Hines	Downs	Chance	Highfill	Sanders	Cupps	Kohn
4/5	South Carolina*	Frei	Reese	Sullivan	Hines	Chance	Stevens	Sanders	Powell	Cupp	Siary
4/6	South Carolina*	Stallman	Reese	Sullivan	Hines	Chance	Stevens	Sanders	Powell	Cupp	Ligon
4/8	at UAB	Frei	Reese	Sullivan	Hines	Chance	Stevens	Sanders	Cupp	Highfill	Sullivan
4/11	at Alabama*	Frei	Reeves	Reese	Sullivan	Hines	Chance	Sanders	Stevens	Powell	Kohn
4/12	at Alabama*	Frei	Reeves	Reese	Sullivan	Hines	Chance	Sanders	Stallman	Powell	Siary
4/13	at Alabama*	Frei	Reeves	Reese	Sullivan	Hines	Downs	Stallman	Sanders	Powell	Ligon
4/15	Southern	Frei	Reeves	Sullivan	Hines	Chance	Sanders	Downs	O'Brien	Highfill	McPherson
4/17	Florida*	Frei	Reeves	Reese	Sullivan	Hines	Chance	Sanders	Stallman	Powell	Kohn
4/18	Florida*	Frei	Reeves	Reese	Sullivan	Hines	Stallman	Highfill	Stevens	Sanders	Siary
4/19	Florida*	Frei	Reeves	Reese	Sullivan	Hines	Stallman	Chance	Sanders	Powell	Ligon
4/22	vs. Ole Miss (1)	Frei	Reeves	Reese	Sullivan	Hines	Stallman	Chance	Sanders	Highfill	Sullivan
4/25	at Auburn*										
4/26	at Auburn*										
4/27	at Auburn*										
4/29	Memphis										
5/2	Kentucky*										
5/3	Kentucky*										
5/4	Kentucky*										
5/9	Ole Miss*										
5/10	Ole Miss*										
5/11	Ole Miss*										
5/13	North Alabama										
5/15	at Missouri*										
5/16	at Missouri*										
5/17	at Missouri*										

\* - Southeastern Conference game | (1) - Trustmark Park; Pearl, Miss. | (2) - Kessler Federal Park; Biloxi, Miss. | (3) - Daikin Park; Houston, Texas

## 2025 GAME-BY-GAME STARTERS (POSITION)


DATE	OPPONENT	C	1B	2B	3B	SS	LF	CF	RF	DH	SP
2/14	Manhattan - G1	Highfill	Hines	Reeves	Reese	Cupp	Stallman	Chance	Stevens	Sullivan	Kohn
2/14	Manhattan - G2	Powell	Hines	Reeves	Reese	Cupp	Downs	Chance	Highfill	Sullivan	Ligon
2/16	Manhattan	Highfill	Hines	Reeves	Reese	Cupp	Downs	Chance	Stevens	Sullivan	Simmons
2/18	at Southern Miss	Highfill	Hines	Reeves	Reese	Cupp	Stallman	Chance	Stevens	Sullivan	Foster
2/21	Missouri State	Highfill	Hines	Buckner	Reese	Cupp	Downs	Chance	Stevens	Sullivan	Kohn
2/22	Missouri State	Powell	Hines	Buckner	Reese	Cupp	Chance	O'Brien	Highfill	Sullivan	Ligon
2/23	Missouri State	Highfill	Hines	Frei	Reese	Cupp	Pulliam	Chance	Downs	Sullivan	Simmons
2/25	Troy	Highfill	Hines	Frei	Reese	Cupp	Stallman	Chance	Downs	Sullivan	Pruitt
2/28	vs. Rice (3)	Highfill	Frei	Reeves	Reese	Cupp	Stallman	Chance	Stevens	Sullivan	Kohn
3/1	vs. Arizona (3)	Highfill	Stallman	Frei	Reese	Cupp	Downs	Chance	Stevens	Sullivan	Ligon
3/2	vs. Oklahoma State (3)	Highfill	Hines	Frei	Reese	Cupp	Stallman	Chance	Stevens	Sullivan	Simmons
3/5	Southern Miss	Highfill	Hines	Sanders	Reese	Cupp	Stallman	Chance	Stevens	Sullivan	Pruitt
3/7	Queens	Highfill	Hines	Sanders	Reese	Cupp	Stallman	Chance	Stevens	Sullivan	Kohn
3/8	Queens	Powell	Hines	Sanders	Reese	Reeves	Downs	Chance	Stevens	Sullivan	Davis
3/9	Queens	Highfill	Hines	Sanders	Reese	Reeves	Downs	Chance	Stevens	Sullivan	Ligon
3/11	vs. Old Dominion (2)	Powell	Hines	Sanders	Reese	Reeves	Downs	Chance	Stevens	Sullivan	Siary
3/12	vs. Nicholls State (2)	Owen	Hines	Sanders	Reese	Cupp	Chance	O'Brien	Downs	Sullivan	Sullivan
3/14	Texas*	Highfill	Hines	Sanders	Reese	Cupp	Stallman	Chance	Downs	Sullivan	Kohn
3/15	Texas*	Highfill	Hines	Sanders	Reese	Cupp	Downs	Chance	Stevens	Sullivan	Davis
3/16	Texas*	Highfill	Hines	Sanders	Reese	Cupp	Stallman	Chance	Downs	Sullivan	Ligon
3/18	Jackson State	Powell	Hines	Sanders	Reeves	Cupp	Stallman	Chance	Stevens	Sullivan	Sullivan
3/21	at Oklahoma*	Highfill	Hines	Reeves	Reese	Cupp	Stallman	Chance	Stevens	Sullivan	Kohn
3/22	at Oklahoma*	Powell	Hines	Reeves	Reese	Cupp	Stallman	Chance	Downs	Sullivan	Davis
3/23	at Oklahoma*	Powell	Hines	Sanders	Reese	Cupp	Stallman	Chance	Stevens	Sullivan	Ligon
3/25	Samford	Powell	Hines	Sanders	Reese	Cupp	Downs	Chance	Stevens	Sullivan	Sullivan
3/27	at LSU*	Powell	Hines	Reeves	Reese	Cupp	Downs	Chance	Stevens	Sullivan	Siary
3/28	at LSU*	Powell	Hines	Sanders	Reese	Cupp	Stallman	Chance	Stevens	Sullivan	Kohn
3/29	at LSU*	Highfill	Hines	Reeves	Reese	Cupp	Downs	Chance	Stevens	Sullivan	Ligon
4/1	at Memphis	Highfill	Hines	Sanders	Reese	Cupp	Frei	O'Brien	Stevens	Sullivan	Sullivan
4/4	South Carolina*	Highfill	Hines	Sanders	Reese	Cupp	Frei	Chance	Downs	Sullivan	Kohn
4/5	South Carolina*	Powell	Hines	Sanders	Reese	Cupp	Frei	Chance	Stevens	Sullivan	Siary
4/6	South Carolina*	Powell	Hines	Sanders	Reese	Cupp	Stallman	Chance	Stevens	Sullivan	Ligon
4/8	at UAB	Highfill	Hines	Sanders	Reese	Cupp	Frei	Chance	Stevens	Sullivan	Sullivan
4/11	at Alabama*	Powell	Hines	Sanders	Reese	Reeves	Frei	Chance	Stevens	Sullivan	Kohn
4/12	at Alabama*	Powell	Hines	Sanders	Reese	Reeves	Frei	Chance	Stallman	Sullivan	Siary
4/13	at Alabama*	Powell	Hines	Sanders	Reese	Reeves	Frei	Downs	Stallman	Sullivan	Ligon
4/15	Southern	Highfill	Hines	Sanders	Frei	Reeves	Chance	O'Brien	Downs	Sullivan	McPherson
4/17	Florida*	Powell	Hines	Sanders	Reese	Reeves	Frei	Chance	Stallman	Sullivan	Kohn
4/18	Florida*	Highfill	Hines	Sanders	Reese	Reeves	Frei	Stevens	Stallman	Sullivan	Siary
4/19	Florida*	Powell	Hines	Sanders	Reese	Reeves	Frei	Chance	Stallman	Sullivan	Ligon
4/22	vs. Ole Miss (1)	Highfill	Hines	Sanders	Reese	Reeves	Frei	Chance	Stallman	Sullivan	Sullivan
4/25	at Auburn*										
4/26	at Auburn*										
4/27	at Auburn*										
4/29	Memphis										
5/2	Kentucky*										
5/3	Kentucky*										
5/4	Kentucky*										
5/9	Ole Miss*										
5/10	Ole Miss*										
5/11	Ole Miss*										
5/13	North Alabama										
5/15	at Missouri*										
5/16	at Missouri*										
5/17	at Missouri*										

\* - Southeastern Conference game | (1) - Trustmark Park; Pearl, Miss. | (2) - Kessler Federal Park; Biloxi, Miss. | (3) - Daikin Park; Houston, Texas





## 2025 TV/MEDIA ROSTER




**2 | Sawyer Reeves**  
IF | R/R | Sr./Sr.  
Lugoff, S.C.



**3 | Ace Reese**  
IF | L/R | So./So.  
Canton, Texas



**5 | Aaron Downs**  
IF/OF | R/R | Sr./Sr.  
Pella, Iowa



**6 | Landis Davila**  
OF | L/R | Fr./Fr.  
Farragut, Tenn.



**7 | Reed Stallman**  
IF | L/R | Sr./Sr.  
Robins, Iowa



**8 | Charlie Foster**  
LHP | R/L | Fr./Fr.  
Snellville, Ga.



**9 | Pico Kohn**  
LHP | L/L | Sr./Jr.  
Verbena, Ala.



**10 | Dylan Cupp**  
IF | R/R | So./So.  
Cedartown, Ga.




**11 | Duke Stone**  
RHP | R/R | Fr./Fr.  
Uvalda, Ga.



**12 | Evan Siary**  
RHP | R/R | Jr./Jr.  
Columbus, Miss.



**13 | Nate Chester**  
IF | R/R | Sr./Sr.  
Kansas City, Mo.



**14 | Cade O'Leary**  
RHP | R/R | Fr./Fr.  
Knoxville, Tenn.



**15 | Luke Dotson**  
LHP | L/L | So./So.  
Marietta, Ga.



**16 | Braden Booth**  
IF/RHP | R/R | Fr./Fr.  
Madison, Ala.



**17 | Stone Simmons**  
RHP | R/R | Gr./Sr.  
Houston, Texas



**18 | Noah Sullivan**  
DH/RHP | R/R | Sr./Sr.  
Orlando, Fla.



**19 | Robert Fortenberry**  
LHP | L/L | Jr./Jr.  
Frisco, Texas




**22 | Ross Highfill**  
C | R/R | Jr./So.  
Madison, Miss.



**23 | Jackson Owen**  
C | R/R | Sr./Jr.  
Starkville, Miss.




**25 | Bradley Loftin**  
LHP | L/L | Jr./Jr.  
Southaven, Miss.



**26 | Chase Hungate**  
RHP | L/R | Sr./Sr.  
Abingdon, Va.



**27 | Gavin Black**  
RHP | L/R | Jr./Jr.  
Bogart, Ga.



**28 | Ryan McPherson**  
RHP | R/R | Fr./Fr.  
Hollywood, Fla.




**29 | Nate Williams**  
RHP | R/R | Sr./Jr.  
Acworth, Ga.



**30 | Jacob Pruitt**  
RHP | R/R | Jr./Jr.  
Yorktown, Ind.



**31 | Karson Ligon**  
RHP | R/R | Sr./Sr.  
Sarasota, Fla.



**32 | Michael O'Brien**  
OF | L/L | So./So.  
River Ridge, La.



**34 | Gehrig Frei**  
IF | S/R | Sr./Jr.  
Alpharetta, Ga.



**35 | Ben Davis**  
RHP/C | R/R | Jr./Jr.  
Booneville, Miss.



**36 | Nolan Stevens**  
IF/OF/LHP | L/L | So./So.  
Elk Grove, Calif.



**38 | Bryce Chance**  
OF | R/R | Sr./Jr.  
Ridgeland, Miss.



**42 | Jack Gleason**  
RHP | R/R | Fr./Fr.  
Germantown, Tenn.



**43 | Steven Spalitta**  
IF/C | L/R | So./So.  
Mandeville, La.



**44 | Hunter Hines**  
IF/OF | L/R | Sr./Sr.  
Madison, Miss.



**45 | Dane Burns**  
LHP | R/L | Fr./Fr.  
Celina, Texas



**47 | JT Schnoor**  
RHP | R/R | Jr./Jr.  
Pascagoula, Miss.



**48 | Kevin Mannell**  
RHP | R/R | Jr./Jr.  
Topeka, Kan.



**49 | Gatlin Sanders**  
IF/OF | L/R | Jr./Jr.  
Madison, Miss.



**52 | Lukas Buckner**  
IF | L/R | Fr./Fr.  
Knoxville, Tenn.



**55 | Joe Powell**  
C | R/R | Gr./Sr.  
Mason, Ohio



## HITTER PROFILES

# 2

# SAWYER REEVES

INF | R/R | SR. | 6-3 | 205  
LUGOFF, S.C. / THE CITADEL

### QUICK HITS

- Knocked out first Diamond Dawg home runs in the Alabama series (4/11)
- Fourth hardest player to strikeout in SoCon with 22 strikeouts through 191 plate appearances

### SINGLE GAME CAREER HIGHS

At Bats	6	2x last at Western California (5/12/2023)*
Hits	4	2x last at Alabama (4/11/25)
Runs Scored	4	at Charleston Southern (4/25/2023)*
Runs Batted In	4	3x last at Alabama (4/11/25)
Doubles	2	4x last at Oklahoma (3/22/25)
Triples	1	2x last vs Akron (2/25/2024)*
Home Runs	1	11x last at Alabama (4/13/25)
Walks	3	2x last vs Jackson St. (3/18/25)
Stolen Bases	2	3x last at Charleston Southern (4/25/2023)*

\*Career highs from The Citadel

### MISCELLANEOUS STATS

	2025	CAREER
2 Hit Game	3	42
3 Hit Game	1	8
4+ Hit Game	1	2
2 RBI Game	2	14
3 RBI Game	--	6
4+ RBI Game	1	3

### REEVES' GAME-BY-GAME HITTING STATS

DATE	OPP	POS	AB	R	H	RBI	2B	3B	HR	BB	K	SB	CS	AVG
2/14	Manhattan*	2B	3	1	1	0	0	0	0	1	0	0	0	.125
2/14	Manhattan*	2B	5	0	0	0	0	0	0	0	2	0	0	.000
2/16	Manhattan*	2B	4	0	0	0	0	0	0	1	1	0	0	.083
2/18	at Southern Miss*	2B	1	0	0	0	0	0	0	1	1	0	0	.077
2/21	Missouri St.	2B	0	0	0	0	0	0	0	0	0	0	0	.077
2/22	Missouri St.	PR/3B	0	0	0	0	0	0	0	0	0	0	0	.077
2/28	vs. Rice*	2B	4	2	2	0	1	0	0	0	1	0	0	.176
3/1	vs. Arizona	PR/2B	0	0	0	0	0	0	0	0	0	0	0	.176
3/2	vs. Oklahoma State	2B	2	1	1	0	0	0	0	1	1	0	0	.211
3/8	Queens*	SS	4	1	1	0	0	0	0	0	1	1	0	.217
3/9	Queens*	SS	3	2	2	1	1	0	0	1	0	1	0	.269
3/11	vs. Old Dominion*	SS	4	1	1	2	1	0	0	0	1	1	0	.190
3/16	Texas	PH/2B	2	0	1	0	0	0	0	0	0	0	0	.250
3/16	Texas	2B	1	0	1	0	0	0	0	0	0	0	0	.227
3/18	Jackson St.*	3B	2	2	1	0	0	0	0	3	0	1	0	.269
3/21	at Oklahoma*	2B	4	1	2	0	0	0	0	0	1	1	0	.313
3/22	at Oklahoma*	2B	4	2	3	1	2	0	0	1	1	0	0	.361
3/23	at Oklahoma	PH	1	0	0	0	0	0	0	0	0	0	0	.351
3/27	at LSU*	2B	2	0	0	0	0	0	0	0	2	0	0	.333
3/28	at LSU	PH	0	0	0	0	0	0	0	0	0	0	0	.333
3/29	at LSU*	2B	2	0	0	0	0	0	0	0	1	0	0	.317
4/1	at Memphis	PH	1	0	1	1	0	0	0	0	0	0	0	.347
4/4	South Carolina	PH	0	0	0	0	0	0	0	1	0	0	0	.347
4/11	at Alabama*	SS	5	3	4	4	1	0	1	0	0	0	0	.389
4/12	at Alabama*	SS	4	0	1	0	0	0	0	0	0	0	0	.379
4/13	at Alabama*	SS	3	1	1	2	0	0	1	1	1	0	0	.377
4/15	Southern*	SS	1	3	1	0	0	0	0	2	0	1	0	.387
4/18	Florida*	SS	4	0	0	0	0	0	0	0	1	0	0	.364
4/19	Florida*	SS	5	0	0	0	0	0	0	0	2	0	0	.338
4/20	Florida*	SS	5	1	1	0	0	0	0	0	2	0	0	.329
4/22	vs. Ole Miss*	SS	4	1	1	0	1	0	0	0	1	0	1	.325
TOTALS			80	22	26	11	7	0	2	13	20	6	1	.325

### CAREER HITTING STATS

YEAR	AVG	GP-GS	AB	R	H	2B	3B	HR	RBI	TB	SLG%	BB	HP	SO	GDP	OB%	SF	SH
2022*	.273	47-41	150	26	41	6	0	0	18	47	.313	16	0	19	4	.343	0	2
2023*	.314	54-54	210	49	66	16	1	4	37	96	.457	20	3	27	3	.377	3	4
2024*	.304	48-48	191	34	58	10	1	5	31	85	.445	19	4	22	3	.377	1	0
2025	.293	30-20	75	19	22	6	0	1	7	39	.413	13	2	20	0	.411	0	1
TOTAL	.296	179-163	630	128	187	38	2	10	93	267	.407	68	9	88	10	.377	4	7

\*Statistics from The Citadel



HITTER PROFILES

3

ACE REESE

INF | L/R | SO. | 6-3 | 205  
CANTON, TEXAS / HOUSTON

QUICK HITS

- Leads the team with 43 RBIs
- First on the team with a .647 slugging percentage
- Second on the team with 43 hits

SINGLE GAME CAREER HIGHS

At Bats	5	20x last vs Florida (4/20/25)
Hits	4	vs Florida (4/20/25)
Runs Scored	3	5x last vs Florida (4/20/25)
Runs Batted In	5	at Oklahoma (3/22/25)
Doubles	2	vs Southern (4/17/2024)*
Triples	1	5x last vs Missouri St. (2/22/25)
Home Runs	2	3x last vs South Carolina (4/5/25)
Walks	3	vs Texas (4/14/2024)*
Stolen Bases	1	6x last vs Manhattan (2/16/25)

\*Career highs from Houston

MISCELLANEOUS STATS

	2025	CAREER
2 Hit Game	10	18
3 Hit Game	4	5
4+ Hit Game	1	1
2 RBI Game	11	17
3 RBI Game	2	5
4+ RBI Game	2	2

REESE'S GAME-BY-GAME HITTING STATS

DATE	OPP	POS	AB	R	H	RBI	2B	3B	HR	BB	K	SB	CS	AVG
2/14	Manhattan*	3B	3	3	2	1	0	0	1	1	0	0	0	.667
2/14	Manhattan*	3B	3	0	0	0	0	0	1	0	0	0	0	.333
2/16	Manhattan*	3B	2	1	0	0	0	0	0	1	2	1	0	.250
2/18	at Southern Miss*	3B	4	0	0	0	0	0	0	0	3	0	0	.167
2/21	Missouri St.*	3B	4	0	0	1	0	0	0	0	1	0	0	.125
2/22	Missouri St.*	3B	5	0	2	3	0	1	0	0	1	0	0	.190
2/23	Missouri St.*	3B	4	1	1	2	0	0	1	1	2	0	0	.200
2/25	Troy*	3B	4	0	2	1	1	0	0	1	1	0	0	.241
2/28	vs. Rice*	3B	4	2	2	2	0	0	1	1	1	0	0	.273
3/1	vs. Arizona*	3B	4	2	3	1	0	0	2	0	1	0	0	.324
3/2	vs. Oklahoma St.*	3B	4	0	1	1	0	0	0	0	0	0	0	.341
3/5	Southern Miss*	3B	5	2	3	4	1	0	1	0	0	0	0	.367
3/7	Queens*	3B	5	1	2	1	1	0	0	0	2	0	0	.370
3/8	Queens*	3B	5	0	1	0	0	0	0	0	1	0	0	.356
3/9	Queens*	3B	4	1	1	1	0	0	0	1	2	0	0	.349
3/11	vs. Old Dominion	3B	3	1	2	2	1	0	0	1	1	0	0	.350
3/12	vs. Nicholls*	3B	3	0	0	1	0	0	0	1	0	0	0	.326
3/14	Texas*	3B	5	0	1	2	1	0	0	0	1	0	0	.313
3/16	Texas*	3B	4	1	1	2	1	0	0	0	0	0	0	.309
3/16	Texas*	3B	3	0	1	0	0	0	0	0	0	0	0	.314
3/21	at Oklahoma*	3B	4	0	0	0	0	0	0	0	3	0	0	.286
3/22	at Oklahoma*	3B	5	2	2	5	0	0	0	2	1	0	0	.294
3/23	at Oklahoma*	3B	5	1	1	2	1	0	0	0	2	0	0	.288
3/25	Samford*	3B	4	0	1	0	0	0	0	0	0	0	0	.286
3/27	at LSU*	3B	5	1	2	2	0	0	1	0	1	0	0	.293
3/28	at LSU*	3B	4	1	1	0	0	0	0	0	1	0	0	.291
3/29	at LSU*	3B	3	0	0	0	0	0	0	1	0	0	0	.281
4/1	at Memphis*	3B	3	0	0	1	0	0	0	0	0	0	0	.288
4/4	South Carolina*	3B	3	1	1	0	0	0	0	1	1	0	0	.289
4/5	South Carolina*	3B	5	3	3	2	0	0	2	0	1	0	0	.303
4/6	South Carolina*	3B	4	0	0	0	0	0	0	0	1	0	0	.293
4/8	at UAB*	3B	4	2	1	1	0	0	0	1	0	0	0	.291
4/11	at Alabama*	3B	5	2	3	2	1	0	0	0	0	0	0	.302
4/12	at Alabama*	3B	4	0	2	0	0	0	0	0	1	0	0	.308
4/13	at Alabama*	3B	3	1	1	1	0	0	1	1	1	0	0	.309
4/18	Florida*	3B	3	0	2	0	1	0	0	1	0	0	0	.317
4/19	Florida*	3B	5	2	2	2	0	0	0	0	2	0	0	.321
4/20	Florida*	3B	5	3	4	2	0	0	1	0	0	0	0	.338
4/22	vs. Ole Miss*	3B	4	1	1	1	0	0	0	0	1	0	0	.336
TOTALS			156	35	52	48	10	1	13	16	35	1	0	.333

CAREER HITTING STATS

YEAR	AVG	GP-GS	AB	R	H	2B	3B	HR	RBI	TB	SLG%	BB	HP	SO	GDP	OB%	SF	SH
2024*	.278	48-42	162	33	45	8	4	7	34	82	.506	29	3	37	4	.395	1	0
2025	.325	38-38	151	33	49	9	1	13	46	103	.656	16	3	35	3	.393	3	0
TOTAL	.302	86-80	313	67	94	17	5	20	80	185	.581	45	6	72	7	.394	4	0

\*Statistics from Houston





## HITTER PROFILES

# 5 AARON DOWNS

INF/OF | R/R | SR. | 6-0 | 210  
PELLA, IOWA / HERITAGE ACADEMY

### QUICK HITS

- Knocked out a career-high seven home runs this season
- Stole career-high two bases in series finale vs Manhattan
- His slugging percentage never exceeded .300 before this season. He now has a .788 slugging percentage through 22 games

### SINGLE GAME CAREER HIGHS

At Bats	5	6x last vs Old Dominion (3/11/25)
Hits	4	vs LSU (3/17/24)
Runs Scored	3	3x last vs Queens (3/9/25)
Runs Batted In	5	vs Queens (3/8/25)
Doubles	1	7x last vs Old Dominion (3/11/25)
Triples	--	--
Home Runs	2	2x last vs Queens (3/9/25)
Walks	2	vs. Arkansas State (3/21/23)
Stolen Bases	2	vs Manhattan (2/16/25)

### MISCELLANEOUS STATS

	2025	CAREER
2 Hit Game	4	11
3 Hit Game	1	2
4+ Hit Game	--	1
2 RBI Game	1	3
3 RBI Game	1	2
4+ RBI Game	2	2

### DOWNS' GAME-BY-GAME HITTING STATS

DATE	OPP	POS	AB	R	H	RBI	2B	3B	HR	BB	K	SB	CS	AVG
2/14	Manhattan	PH/RF	1	1	1	3	0	0	1	0	0	0	0	.750
2/14	Manhattan*	LF	3	1	2	4	0	0	0	0	1	0	0	.667
2/16	Manhattan*	LF	3	1	1	0	0	0	0	1	0	2	0	.571
2/21	Missouri St.*	LF	1	1	0	0	0	0	0	0	0	1	0	.500
2/22	Missouri St.	LF	1	0	0	0	0	0	0	0	0	0	0	.444
2/23	Missouri St.*	RF/LF	3	1	1	1	0	0	1	0	1	0	0	.417
2/25	Troy*	RF	4	0	0	0	0	0	0	1	1	0	0	.313
2/28	vs. Rice	PH	1	1	1	1	0	0	1	0	0	0	0	.353
3/1	vs. Arizona*	LF	4	1	1	0	1	0	0	0	1	0	0	.333
3/2	vs. Oklahoma St.	PH/RF	2	0	0	0	0	0	0	0	0	0	0	.304
3/5	Southern Miss	PH/RF	1	0	0	0	0	0	0	0	0	0	0	.292
3/7	Queens	PR	0	1	0	0	0	0	0	0	0	0	0	.292
3/8	Queens*	LF	3	3	3	5	1	0	2	0	0	0	0	.370
3/9	Queens*	LF	3	3	2	2	0	0	2	0	0	0	0	.400
3/11	vs. Old Dominion*	LF	5	2	2	1	1	0	0	0	0	0	0	.346
3/12	vs. Nicholls*	RF	3	1	1	0	0	0	0	1	1	0	0	.345
3/14	Texas*	RF	2	0	0	0	0	0	0	1	1	0	0	.323
3/16	Texas*	LF/RF	2	0	0	1	0	0	0	0	0	0	0	.286
3/16	Texas*	RF	2	0	0	0	0	0	0	1	1	0	0	.303
3/18	Jackson St.	LF	1	1	0	0	0	0	0	1	1	0	0	.278
3/22	at Oklahoma*	RF	3	1	0	0	0	0	0	1	1	0	0	.244
3/25	Samford*	LF	4	1	2	0	0	0	0	0	0	0	0	.267
3/27	at LSU*	LF	3	0	0	0	0	0	0	1	1	0	0	.250
3/28	at LSU	PR	0	0	0	0	0	0	0	0	0	0	0	.250
3/29	at LSU*	LF	3	2	1	0	0	0	0	1	1	0	0	.255
4/4	South Carolina*	RF	4	0	0	0	0	0	0	0	1	0	0	.290
4/13	at Alabama*	CF/RF	4	0	0	0	0	0	0	0	1	0	0	.290
4/15	Southern*	RF	2	0	0	0	0	0	0	0	0	1	0	.281
TOTALS			68	22	18	18	3	0	7	9	13	4	0	.265

### CAREER HITTING STATS

YEAR	AVG	GP-GS	AB	R	H	2B	3B	HR	RBI	TB	SLG%	BB	HP	SO	GDP	OB%	SF	SH
2022	.206	18-7	34	5	7	3	0	0	2	10	.294	4	1	15	0	.308	0	1
2023	.261	19-2	23	4	6	0	0	0	1	6	.261	5	0	9	1	.393	0	0
2024	.305	30-24	95	16	29	4	0	0	9	33	.347	13	1	31	3	.394	0	2
2025	.265	28-20	68	22	18	3	0	7	18	42	.618	9	5	13	3	.386	1	0
TOTAL	.273	95-53	220	47	60	10	0	7	30	91	.414	31	7	68	7	.378	1	3



HITTER PROFILES

6

LANDIS DAVILA

OF | L/R | FR. | 6-3 | 200  
FARRAGUT, TENN. / FARRAGUT HS

QUICK HITS

- Won three state titles with Farragut High School (2022,2023,2024)
- Earned MVP honors in the 2024 season
- Named All-State member in 2022, 2023, and 2024
- Recorded his first career hit and RBI against Jackson St. (3/18)

SINGLE GAME CAREER HIGHS

At Bats	2	vs Jackson St. (3/18/25)
Hits	1	vs Jackson St. (3/18/25)
Runs Scored	1	vs Jackson St. (3/18/25)
Runs Batted In	1	vs Jackson St. (3/18/25)
Doubles	--	--
Triples	--	--
Home Runs	--	--
Walks	--	--
Stolen Bases	--	--

MISCELLANEOUS STATS

	2025	CAREER
2 Hit Game	--	--
3 Hit Game	--	--
4+ Hit Game	--	--
2 RBI Game	--	--
3 RBI Game	--	--
4+ RBI Game	--	--

DAVILA'S GAME-BY-GAME HITTING STATS

DATE	OPP	POS	AB	R	H	RBI	2B	3B	HR	BB	K	SB	CS	AVG
2/14	Manhattan	PH/RF	1	0	0	0	0	0	0	0	1	0	0	.000
2/14	Manhattan	PH	1	0	0	0	0	0	0	0	0	0	0	.000
3/8	Queens	PH/RF	0	0	0	0	0	0	0	0	0	0	0	.250
3/18	Jackson St.	PH/RF	2	1	1	1	0	0	0	0	1	0	0	.250
4/15	Southern	RF	1	0	0	0	0	0	0	0	1	0	0	.200
TOTALS			5	1	1	1	0	0	0	0	3	0	0	.200

CAREER HITTING STATS

YEAR	AVG	GP-GS	AB	R	H	2B	3B	HR	RBI	TB	SLG%	BB	HP	SO	GDP	OB%	SF	SH
2025	.200	5-0	5	1	1	0	0	0	1	1	.200	0	1	3	0	.333	0	0
TOTAL	.200	5-0	5	1	1	0	0	0	1	1	.200	0	1	3	0	.333	0	0



## HITTER PROFILES

7

REED STALLMAN

INF | L/R | SR. | 6-3 | 220  
ROBBINS, IOWA / CAMPBELL

### QUICK HITS

- Seven of his 15 hits have gone for extra-bases in 2025
- His 15 home runs and 13 HBP ranked third among Campbell
- Drew 13 walks in Campbell's first six games
- Ranked second on the team with 53 RBIs

### SINGLE GAME CAREER HIGHS

At Bats	5	11x last vs Texas (3/14/25)
Hits	3	3x last vs Florida (4/18/25)
Runs Scored	4	Ohio (2/24/24)*
Runs Batted In	4	2x last vs Oklahoma St. (3/2/25)
Doubles	2	vs Troy (2/25/25)
Triples	--	--
Home Runs	2	2x last vs Oklahoma St. (3/2/25)
Walks	3	3x last at Hofstra (4/21/2024)*
Stolen Bases	1	8x last William and Mary (5/16/24)*

\*Career highs from Campbell

### MISCELLANEOUS STATS

	2025	CAREER
2 Hit Game	4	11
3 Hit Game	2	3
4+ Hit Game		--
2 RBI Game	2	11
3 RBI Game	3	9
4+ RBI Game	1	2

### STALLMAN'S GAME-BY-GAME HITTING STATS

DATE	OPP	POS	AB	R	H	RBI	2B	3B	HR	BB	K	SB	CS	AVG
2/14	Manhattan*	LF	2	0	0	0	0	0	0	1	1	0	0	.333
2/14	Manhattan	PH	1	1	1	3	0	0	1	0	0	0	0	1.000
2/18	at Southern Miss*	LF	3	0	0	0	0	0	0	0	1	0	0	.167
2/22	Missouri St.	PH/RF	3	1	1	1	0	0	1	0	0	0	0	.222
2/23	Missouri St.	PH	1	0	1	0	0	0	0	0	0	0	0	.300
2/25	Troy*	LF	5	0	2	0	2	0	0	0	2	0	0	.333
2/28	vs. Rice*	LF	2	0	1	2	0	0	0	1	1	0	0	.353
3/1	vs. Arizona*	1B	3	0	0	0	0	0	0	0	0	2	0	.300
3/2	vs. Oklahoma St.*	LF	4	2	3	4	0	0	2	0	1	0	0	.375
3/5	Southern Miss*	LF	3	1	1	2	0	0	0	1	1	0	0	.370
3/7	Queens*	LF	4	0	0	1	0	0	0	1	1	0	0	.323
3/14	Texas*	LF	5	0	0	0	0	0	0	0	3	0	0	.240
3/16	Texas	PH/LF	1	0	0	0	0	0	0	0	0	0	0	.250
3/16	Texas*	LF	2	0	1	1	0	0	0	2	0	0	0	.259
3/18	Jackson St.*	LF	3	2	2	3	1	0	1	0	0	0	0	.290
3/21	at Oklahoma*	LF	4	0	0	0	0	0	0	0	2	0	0	.308
3/22	at Oklahoma*	LF	4	1	2	0	1	0	0	1	1	0	1	.326
3/23	at Oklahoma*	LF	4	1	0	0	0	0	0	0	1	0	0	.298
3/28	at LSU*	LF	2	0	0	0	0	0	0	0	2	0	0	.286
4/1	at Memphis	LF	1	0	0	0	0	0	0	0	0	0	0	.263
4/5	South Carolina	PH/LF	2	1	2	1	1	0	1	0	0	0	0	.288
4/6	South Carolina*	LF	3	0	0	1	0	0	0	0	1	0	0	.274
4/8	at UAB	LF	1	0	0	0	0	0	0	0	1	0	0	.270
4/11	at Alabama	RF	0	1	0	0	0	0	0	0	0	0	0	.263
4/12	at Alabama*	RF	4	0	0	0	0	0	0	0	2	0	0	.246
4/13	at Alabama*	RF	3	0	0	0	0	0	0	0	2	0	0	.234
4/15	Southern	LF	1	0	0	0	0	0	0	0	1	0	0	.231
4/18	Florida*	RF/1B	4	1	3	1	0	0	1	0	0	0	0	.261
4/19	Florida*	RF	3	1	1	2	0	0	1	1	1	0	0	.264
4/20	Florida*	RF	2	1	1	1	0	0	0	1	1	0	0	.270
4/22	vs. Ole Miss*	RF	4	1	1	0	0	0	0	1	2	0	0	.269
TOTALS			84	15	23	23	5	0	8	10	30	0	1	.274

### CAREER HITTING STATS

YEAR	AVG	GP-GS	AB	R	H	2B	3B	HR	RBI	TB	SLG%	BB	HP	SO	GDP	OB%	SF	SH
2024*	.239	47-47	159	48	38	6	0	15	53	89	.560	47	13	43	0	.441	3	1
2025	.274	30-22	84	14	23	5	0	8	23	52	.619	10	4	30	0	.370	2	0
TOTAL	.257	77-69	244	62	61	11	0	23	76	143	.590	57	17	73	0	.406	5	1

\*Statistics from Campbell





HITTER PROFILES

10 DYLAN CUPP

INF | R/R | SO. | 6-0 | 181  
CEDARTOWN, GA. / CEDARTOWN HS

QUICK HITS

- Set a career-high with four hits against Evansville on March 10, 2024
- Recorded four multi-RBI games in 2024
- Hit first career home run against South Carolina (4/5)

SINGLE GAME CAREER HIGHS

At Bats	5	3x last at LSU (3/29/25)
Hits	4	vs. Evansville (3/10/24)
Runs Scored	2	6x last vs Southern Miss (3/5/25)
Runs Batted In	3	2x last at LSU (3/29/25)
Doubles	1	13x last vs Southern (4/15/25)
Triples	--	--
Home Runs	1	vs South Carolina (4/5/25)
Walks	3	2x last vs Manhattan (2/14/25)
Stolen Bases	1	5x last vs. Missouri St.(2/22/25)

MISCELLANEOUS STATS

	2025	CAREER
2 Hit Game	7	8
3 Hit Game	--	--
4+ Hit Game	--	1
2 RBI Game	2	5
3 RBI Game	1	2
4+ RBI Game	--	--

CUPP'S GAME-BY-GAME HITTING STATS

DATE	OPP	POS	AB	R	H	RBI	2B	3B	HR	BB	K	SB	CS	AVG
2/14	Manhattan*	SS	1	1	0	1	0	0	0	1	0	0	0	.000
2/14	Manhattan*	SS	1	0	0	1	0	0	0	3	0	0	0	.000
2/16	Manhattan*	SS	3	0	2	1	1	0	0	1	1	0	0	.400
2/18	at Southern Miss*	SS	3	0	0	0	0	0	0	0	0	0	0	.250
2/21	Missouri St.*	SS	2	0	0	0	0	0	0	1	1	0	0	.200
2/22	Missouri St.*	SS	2	2	1	0	1	0	0	2	1	1	0	.250
2/23	Missouri St.*	SS	3	0	2	1	0	0	0	1	1	0	0	.333
2/25	Troy*	SS	5	1	1	0	0	0	0	0	1	0	0	.300
2/28	vs. Rice*	SS	3	2	1	1	1	0	0	0	1	0	0	.304
3/1	vs. Arizona*	SS	2	0	0	0	0	0	0	0	1	0	0	.280
3/2	vs. Oklahoma St.*	SS	3	1	0	0	0	0	0	1	0	0	0	.258
3/5	Southern Miss*	SS	2	2	2	0	1	0	0	2	0	0	0	.303
3/7	Queens*	SS	1	0	0	0	0	0	0	1	0	0	0	.294
3/12	vs. Nicholls*	SS	3	0	1	0	0	0	0	0	1	0	0	.286
3/14	Texas*	SS	2	0	0	0	0	0	0	1	1	0	0	.267
3/16	Texas*	SS	1	1	0	0	0	0	0	2	0	0	0	.281
3/16	Texas*	SS	1	0	1	0	0	0	0	1	0	0	0	.290
3/18	Jackson St.*	SS	3	0	2	2	0	0	0	0	1	0	0	.314
3/21	at Oklahoma*	SS	3	0	0	1	0	0	0	0	1	0	0	.268
3/22	at Oklahoma*	SS	2	1	1	0	1	0	0	1	0	0	0	.279
3/23	at Oklahoma*	SS	2	1	0	0	0	0	0	0	0	0	0	.267
3/25	Samford*	SS	2	1	0	0	0	0	0	2	0	0	0	.255
3/27	at LSU*	SS	4	0	1	0	0	0	0	0	1	0	0	.255
3/28	at LSU*	SS	3	0	2	0	1	0	0	1	1	0	0	.278
3/29	at LSU*	SS	5	0	2	3	1	0	0	0	2	0	0	.288
4/1	Memphis*	SS	4	1	1	0	1	0	0	0	1	0	0	.303
4/4	South Carolina*	SS	3	0	0	0	0	0	0	0	2	0	0	.290
4/5	South Carolina*	SS	4	1	1	1	0	0	1	0	1	0	0	.288
4/6	South Carolina*	SS	3	0	2	1	0	0	0	0	0	0	0	.303
4/8	at UAB*	SS	4	0	0	0	0	0	0	0	2	0	0	.288
4/15	Southern	SS	2	1	1	2	1	0	0	0	0	0	0	.309
4/18	Florida	PH	1	0	0	0	0	0	0	0	1	0	0	.304
TOTALS			83	16	24	15	9	0	1	21	22	1	0	.289

CAREER HITTING STATS

YEAR	AVG	GP-GS	AB	R	H	2B	3B	HR	RBI	TB	SLG%	BB	HP	SO	GDP	OB%	SF	SH
2024	.258	22-21	66	13	17	4	0	0	13	21	.318	11	1	14	1	.367	1	5
2025	.289	32-30	83	16	24	9	0	1	15	36	.434	21	6	22	2	.459	1	3
TOTAL	.275	54-51	149	29	41	13	0	1	28	57	.383	32	7	36	3	.421	2	8



## HITTER PROFILES

13

NATE CHESTER

INF | R/R | SR. | 6-2 | 190  
KANSAS CITY, MO. / JOHN A. LOGAN CC

### QUICK HITS

- Made 26 appearances with eight starts at third base last season
- Ended the season with .206 batting average

### SINGLE GAME CAREER HIGHS

At Bats	5	at Florida (3/30/24)
Hits	1	10x last vs Vanderbilt (5/23/24)
Runs Scored	1	10x last vs Southern (4/15/25)
Runs Batted In	1	4x last vs Vanderbilt (5/23/24)
Doubles	1	2x last vs Missouri (5/18/24)
Triples	--	--
Home Runs	--	--
Walks	3	vs. Austin Peay (2/21/24)
Stolen Bases	--	--

### MISCELLANEOUS STATS

	2025	CAREER
2 Hit Game	--	--
3 Hit Game	--	--
4+ Hit Game	--	--
2 RBI Game	--	--
3 RBI Game	--	--
4+ RBI Game	--	--

### CHESTER'S GAME-BY-GAME HITTING STATS

DATE	OPP	POS	AB	R	H	RBI	2B	3B	HR	BB	K	SB	CS	AVG
2/14	Manhattan	PH/3B	1	0	0	0	0	0	0	0	1	0	0	.000
3/8	Queens	PH/2B	1	0	0	0	0	0	0	0	1	0	0	.000
3/18	Jackson St.	2B	0	0	0	0	0	0	0	1	0	0	0	.000
4/15	Southern	3B	0	1	0	0	0	0	0	1	0	0	0	.000
TOTALS			2	1	0	0	0	0	0	2	2	0	0	.000

### CAREER HITTING STATS

YEAR	AVG	GP-GS	AB	R	H	2B	3B	HR	RBI	TB	SLG%	BB	HP	SO	GDP	OB%	SF	SH
2023	.211	15-4	19	2	4	1	0	0	2	5	.263	2	2	4	0	.348	0	0
2024	.206	28-8	34	7	7	2	0	0	3	9	.265	10	0	7	1	.386	0	1
2025	.000	4-0	2	1	0	0	0	0	0	0	.000	2	1	2	0	.600	0	0
TOTAL	.200	47-12	55	10	11	3	0	0	5	14	.255	14	3	13	1	.389	0	1



HITTER PROFILES

22 ROSS HIGHFILL

C | R/R | SO. | 6-0 | 200  
MADISON, MISS. / MADISON CENTRAL HS

QUICK HITS

- Has started games in Right Field and at catcher
- Missed 2024 with injury
- Hit three home runs against Lipscomb in 2023, the first Dawg to do this since 2017
- In the 2023 series at Alabama, Highfill batted .545 collecting five RBIs, three home runs and a walk

SINGLE GAME CAREER HIGHS

At Bats	5	8x last vs Rice (2/28/25)
Hits	3	3x last at Alabama (4/6/23)
Runs Scored	3	3x last vs Manhattan (2/14/25)
Runs Batted In	4	3x last vs Texas (3/14/25)
Doubles	2	vs. ULM (2/22/23)
Triples	1	vs Rice (2/28/25)
Home Runs	3	vs. Lipscomb (3/11/23)
Walks	3	at Auburn (4/23/23)
Stolen Bases	2	vs Missouri St. (2/22/25)

MISCELLANEOUS STATS

	2025	CAREER
2 Hit Game	5	8
3 Hit Game	--	3
4+ Hit Game	--	--
2 RBI Game	2	7
3 RBI Game	--	--
4+ RBI Game	1	3

HIGHFILL'S GAME-BY-GAME HITTING STATS

DATE	OPP	POS	AB	R	H	RBI	2B	3B	HR	BB	K	SB	CS	AVG
2/14	Manhattan*	C	2	2	1	2	0	0	0	1	0	0	0	.500
2/14	Manhattan*	RF/C	2	3	1	0	1	0	0	2	0	1	0	.500
2/16	Manhattan*	C	5	0	0	0	0	0	0	0	2	0	0	.222
2/18	at Southern Miss*	C	4	0	0	0	0	0	0	0	0	0	0	.154
2/21	Missouri St.*	C	4	1	1	0	0	0	0	0	1	0	0	.176
2/22	Missouri St.*	RF/C	5	1	1	0	0	0	0	0	1	2	0	.182
2/23	Missouri St.*	C	4	1	1	0	0	0	0	0	1	1	0	.192
2/25	Troy*	C	4	1	1	0	0	0	0	0	1	0	0	.200
2/28	vs. Rice*	C	5	1	2	2	0	1	0	0	1	0	0	.229
3/1	vs. Arizona*	C	4	1	2	1	0	0	0	0	1	1	0	.256
3/2	vs. Oklahoma St.*	C	2	0	0	0	0	0	0	0	1	0	0	.256
3/5	Southern Miss*	C	3	1	0	0	0	0	0	1	0	1	0	.239
3/7	Queens*	C	3	1	1	1	1	0	0	0	0	0	0	.245
3/9	Queens*	C	4	0	2	1	0	0	0	0	1	1	1	.264
3/11	vs. Old Dominion	C	2	0	1	1	0	0	0	0	1	0	1	.268
3/12	vs. Nicholls	C	0	0	0	0	0	0	0	0	0	0	0	.268
3/14	Texas*	C	4	1	2	4	0	0	1	0	1	0	0	.289
3/16	Texas*	C	3	0	0	0	0	0	0	0	2	0	0	.260
3/16	Texas*	C	2	1	0	0	0	0	0	0	1	1	0	.277
3/21	at Oklahoma*	C	2	0	0	0	0	0	0	0	1	0	0	.241
3/28	at LSU	C	1	0	0	0	0	0	0	0	1	0	0	.236
3/29	at LSU*	C	2	2	0	0	0	0	0	1	1	1	0	.228
4/1	at Memphis*	C	2	0	0	0	0	0	0	1	2	0	0	.232
4/4	South Carolina*	C	3	0	0	0	0	0	0	1	2	0	0	.222
4/8	at UAB*	C	3	1	0	0	0	0	0	1	2	0	0	.213
4/13	at Alabama	PH/C	1	1	1	1	0	0	1	0	0	0	0	.243
4/15	Southern*	C	4	0	0	0	0	0	0	0	2	0	0	.230
4/19	Florida*	C	2	0	1	1	0	0	0	0	0	1	0	.237
4/22	vs. Ole Miss*	C	4	1	2	1	1	0	0	0	0	0	0	.250
TOTALS			86	20	20	15	3	1	2	8	26	10	1	.233

CAREER HITTING STATS

YEAR	AVG	GP-GS	AB	R	H	2B	3B	HR	RBI	TB	SLG%	BB	HP	SO	GDP	OB%	SF	SH
2023	.231	39-36	121	25	28	8	0	9	28	63	.521	12	3	38	5	.312	2	4
2024	.100	4-3	10	1	1	0	0	0	2	1	.100	1	1	4	0	.214	2	0
2025	.233	29-25	86	20	20	3	1	2	15	31	.360	8	11	26	1	.371	0	2
TOTAL	.226	72-64	217	46	49	11	1	11	45	65	.438	21	15	68	6	.331	4	6



## HITTER PROFILES

# 23 JACKSON OWEN

C | R/R | SR. | 5-10 | 199  
STARKVILLE, MISS. / NE MISSISSIPPI CC

### QUICK HITS

- NJCAA Gold Glove winning catcher in 2023
- During his redshirt season in 2024, was the Diamond Dawgs first base coach
- Made his first start in Biloxi against Nicholls behind the plate

### SINGLE GAME CAREER HIGHS

At Bats	1	5x last vs Jackson St. (3/18/25)
Hits	--	--
Runs Scored	--	--
Runs Batted In	--	--
Doubles	--	--
Triples	--	--
Home Runs	--	--
Walks	1	vs Nicholls (3/12/25)
Stolen Bases	--	--

### MISCELLANEOUS STATS

	2025	CAREER
2 Hit Game	--	--
3 Hit Game	--	--
4+ Hit Game	--	--
2 RBI Game	--	--
3 RBI Game	--	--
4+ RBI Game	--	--

### OWEN'S GAME-BY-GAME HITTING STATS

DATE	OPP	POS	AB	R	H	RBI	2B	3B	HR	BB	K	SB	CS	AVG
2/14	Manhattan	PH/C	1	0	0	0	0	0	0	0	0	0	0	.000
3/2	vs. Oklahoma St.	C	0	0	0	0	0	0	0	0	0	0	0	.000
3/5	Southern Miss	PH/C	1	0	0	0	0	0	0	0	1	0	0	.000
3/8	Queens	C	1	0	0	0	0	0	0	0	1	0	0	.000
3/12	vs. Nicholls*	C	1	0	0	0	0	0	0	1	0	0	0	.000
3/18	Jackson St.	PH	1	0	0	0	0	0	0	0	1	0	0	.000
TOTALS			5	0	0	0	0	0	0	1	3	0	0	.000

### CAREER HITTING STATS

YEAR	AVG	GP-GS	AB	R	H	2B	3B	HR	RBI	TB	SLG%	BB	HP	SO	GDP	OB%	SF	SH
2024																		
2025	.000	6-1	5	0	0	0	0	0	0	0	.000	1	0	3	0	.167	0	0
TOTAL	.000	6-1	5	0	0	0	0	0	0	0	.000	1	0	3	0	.167	0	0

# 32 MICHAEL O'BRIEN

OF | L/L | SO. | 6-0 | 185  
RIVER RIDGE, LA. / JOHN CURTIS CHRISTIAN

### QUICK HITS

- Earned his third start of his career on Feb. 22 against Missouri State

### SINGLE GAME CAREER HIGHS

At Bats	4	vs Nicholls (3/12/25)
Hits	1	4x last vs Nicholls (3/12/25)
Runs Scored	2	North Alabama (5/14/24)
Runs Batted In	1	2x last vs Southern (4/15/25)
Doubles	1	vs Manhattan (2/14/25)
Triples	1	vs Nicholls (3/12/25)
Home Runs	--	--
Walks	2	2x last vs Jackson St. (3/18/25)
Stolen Bases	1	2x last at Oklahoma (3/21/25)

### MISCELLANEOUS STATS

	2025	CAREER
2 Hit Game	--	--
3 Hit Game	--	--
4+ Hit Game	--	--
2 RBI Game	--	--
3 RBI Game	--	--
4+ RBI Game	--	--

### O'BRIEN'S GAME-BY-GAME HITTING STATS

DATE	OPP	POS	AB	R	H	RBI	2B	3B	HR	BB	K	SB	CS	AVG
2/14	Manhattan	PH/CF	2	1	1	0	1	0	0	0	0	0	0	.500
2/14	Manhattan	CF	0	0	0	0	0	0	0	0	0	0	0	.000
2/16	Manhattan	CF	0	0	0	0	0	0	0	0	0	0	0	.500
2/21	Missouri St.	PR/CF	0	1	0	0	0	0	0	0	0	0	0	.500
2/22	Missouri St.*	CF	2	0	0	0	0	0	0	1	0	0	0	.250
2/23	Missouri St.	CF	0	0	0	0	0	0	0	0	0	0	0	.250
2/25	Troy	PR	0	0	0	0	0	0	0	0	0	0	0	.250
3/1	vs. Arizona	PR	0	0	0	0	0	0	0	0	0	0	0	.250
3/5	Southern Miss*	PH/CF	1	0	1	0	0	0	0	0	0	0	0	.333
3/7	Queens	CF	0	0	0	0	0	0	0	0	0	0	0	.333
3/8	Queens	CF	1	0	0	0	0	0	0	0	0	0	0	.300
3/9	Queens	CF	1	0	0	0	0	0	0	0	0	0	0	.273
3/12	vs. Nicholls*	CF	4	0	1	0	0	1	0	0	1	0	0	.250
3/16	Texas	PR	0	0	0	0	0	0	0	0	0	0	0	.250
3/18	Jackson St.	CF	1	1	0	0	0	0	0	2	0	0	0	.222
3/21	at Oklahoma	PR	0	1	0	0	0	0	0	0	0	1	0	.222
3/25	Samford	CF	0	0	0	0	0	0	0	0	0	0	0	.222
3/28	at LSU	CF	1	0	0	0	0	0	0	0	1	0	0	.200
4/1	at Memphis*	CF	2	0	0	0	0	0	0	0	2	0	0	.200
4/8	at UAB	CF	0	0	0	0	0	0	0	0	0	0	0	.200
4/12	at Alabama	PH	1	0	0	0	0	0	0	0	0	0	0	.188
4/13	at Alabama	CF	0	0	0	0	0	0	0	0	0	0	0	.188
4/15	Southern*	CF	3	1	0	1	0	0	0	1	1	0	0	.158
4/20	Florida	CF	0	0	0	0	0	0	0	0	0	0	0	.158
4/22	vs. Ole Miss	CF	0	0	0	0	0	0	0	0	0	0	0	.158
TOTALS			19	5	3	1	1	1	0	4	5	1	0	.158

### CAREER HITTING STATS

YEAR	AVG	GP-GS	AB	R	H	2B	3B	HR	RBI	TB	SLG%	BB	HP	SO	GDP	OB%	SF	SH
2024	.125	23-2	8	4	1	0	0	0	1	1	.125	5	0	1	0	.462	0	0
2025	.158	25-4	19	5	3	1	1	0	1	6	.316	4	0	5	1	.304	0	0
TOTAL	.148	49-6	27	10	4	1	1	0	2	7	.259	9	0	6	1	.361	0	0





HITTER PROFILES

34 GEHRIG FREI

INF | S/R | SR. | 6-1 | 200  
ALPHARETTA, GA. / NORTH ALABAMA

QUICK HITS

- Hit a leadoff homer against Missouri State in his first start as a Dawg
- 2024 CSC Academic All-District
- 2024 Third Team All-ASUN (3B)

SINGLE GAME CAREER HIGHS

At Bats	6	4x last at Bellarmine (4/14/2024)*
Hits	5	2x last at Bellarmine (4/14/2024)*
Runs Scored	4	2x last vs Samford (5/1/2024)*
Runs Batted In	6	2x last vs Samford (5/1/2024)*
Doubles	2	2x last at Bellarmine (4/16/2024)*
Triples	--	--
Home Runs	2	2x last vs Florida (4/20/25)
Walks	3	at Bellarmine (4/13/2024)*
Stolen Bases	1	5x last vs Arizona (3/1/25)

\*Career highs from North Alabama

MISCELLANEOUS STATS

	2025	CAREER
2 Hit Game	7	34
3 Hit Game	3	12
4+ Hit Game	--	1
2 RBI Game	2	8
3 RBI Game	--	6
4+ RBI Game	--	5

FREI'S GAME-BY-GAME HITTING STATS

DATE	OPP	POS	AB	R	H	RBI	2B	3B	HR	BB	K	SB	CS	AVG
2/14	Manhattan	3B/1B	1	0	0	0	0	0	0	0	0	0	0	.500
2/14	Manhattan	PH	1	1	1	0	0	0	0	0	0	1	0	1.000
2/22	Missouri St.	PH	0	1	0	0	0	0	0	0	0	0	0	.500
2/23	Missouri St.*	2B	4	1	2	1	0	0	1	0	0	0	0	.500
2/25	Troy*	2B	4	2	3	0	1	0	0	0	0	0	0	.600
2/28	vs. Rice*	1B	5	2	3	2	1	0	0	0	0	0	0	.600
3/1	vs. Arizona*	2B/1B	5	0	1	1	0	0	0	0	1	1	0	.500
3/2	vs. Oklahoma St.*	2B	2	0	0	0	0	0	0	0	0	0	0	.455
3/5	Southern Miss	PH	1	1	1	0	0	0	0	0	0	0	0	.478
3/8	Queens	PH	1	0	0	0	0	0	0	0	0	0	0	.458
3/9	Queens	PH	1	0	1	1	0	0	0	0	0	0	0	.480
3/11	vs. Old Dominion	PH	0	0	0	0	0	0	0	1	0	0	0	.500
3/12	vs. Nicholls	PH	1	0	0	0	0	0	0	0	1	0	0	.476
3/14	Texas	PH	0	1	0	0	0	0	0	1	0	0	0	.476
3/16	Texas	PH	1	0	0	0	0	0	0	0	0	0	0	.455
3/18	Jackson St.	1B	2	0	1	1	1	0	0	0	0	0	0	.458
3/22	at Oklahoma	PH	1	0	0	0	0	0	0	0	0	0	0	.407
3/23	at Oklahoma	PH	1	0	0	0	0	0	0	0	0	0	0	.393
3/25	Samford	PR/1B	0	0	0	0	0	0	0	0	0	0	0	.393
3/27	at LSU	PH	1	0	0	0	0	0	0	0	1	0	0	.379
3/28	at LSU	PH	1	0	0	0	0	0	0	0	0	0	0	.367
3/29	at LSU	PH	0	0	0	1	0	0	0	0	0	0	0	.367
4/1	at Memphis*	LF	3	1	1	0	1	0	0	1	0	0	0	.389
4/4	South Carolina*	LF	4	0	0	0	0	0	0	1	0	0	0	.350
4/5	South Carolina*	LF	3	0	0	0	0	0	0	0	1	0	0	.326
4/8	at UAB*	LF	3	2	2	1	1	0	0	0	1	0	0	.348
4/11	at Alabama*	LF	4	1	2	0	1	0	0	1	0	0	1	.400
4/12	at Alabama*	LF	4	1	2	1	1	0	1	0	0	0	0	.409
4/13	at Alabama*	LF	4	1	1	0	0	0	0	0	1	0	0	.396
4/15	Southern*	3B	3	3	2	0	1	0	0	0	0	0	0	.412
4/18	Florida*	LF	4	1	2	1	0	0	1	0	1	0	0	.418
4/19	Florida*	LF	5	1	1	0	0	0	0	0	2	0	0	.400
4/20	Florida*	LF	5	2	3	2	0	0	2	0	2	0	0	.415
4/22	vs. Ole Miss*	LF	5	0	2	1	0	0	0	0	2	0	0	.414
TOTALS			80	22	31	13	8	0	5	5	13	2	1	.388

CAREER HITTING STATS

YEAR	AVG	GP-GS	AB	R	H	2B	3B	HR	RBI	TB	SLG%	BB	HP	SO	GDP	OB%	SF	SH
2023*	.293	51-51	193	32	58	13	0	7	31	92	.465	22	4	40	3	.373	1	2
2024*	.320	54-54	206	51	66	12	0	15	49	123	.597	25	11	26	7	.420	1	0
2025	.382	33-16	76	21	29	7	0	5	13	54	.671	4	4	13	1	.435	1	0
TOTAL	.332	138-121	475	104	153	32	0	27	93	269	.578	51	19	79	8	.409	3	2

\*Statistics from North Alabama

## HITTER PROFILES

## 38 BRYCE CHANCE

OF | R/R | SR. | 5-10 | 180  
RIDGELAND, MISS. / MADISON-RIDGELAND ACADEMY

## QUICK HITS

- Has 12 multihit games on the season
- Hardest player to strike out in the SEC in 2024

## SINGLE GAME CAREER HIGHS

At Bats	6	at Ole Miss (4/13/24)
Hits	3	5x last vs. Manhattan (2/14/25)
Runs Scored	4	vs Southern Miss (3/5/25)
Runs Batted In	4	2x last vs LSU (3/16/24)
Doubles	2	vs South Carolina (4/6/25)
Triples	1	vs Missouri (5/16/24)
Home Runs	1	11x last vs Queens (3/8/25)
Walks	3	vs. Austin Peay (2/21/24)
Stolen Bases	2	2x last vs Nicholls (3/12/25)

## MISCELLANEOUS STATS

	2025	CAREER
2 Hit Game	11	31
3 Hit Game	1	5
4+ Hit Game	--	--
2 RBI Game	3	12
3 RBI Game	2	6
4+ RBI Game	--	2

## CHANCE'S GAME-BY-GAME HITTING STATS

DATE	OPP	POS	AB	R	H	RBI	2B	3B	HR	BB	K	SB	CS	AVG
2/14	Manhattan*	CF	3	1	2	1	1	0	0	0	0	1	0	.667
2/14	Manhattan*	CF	4	3	3	1	1	0	0	0	1	0	0	.714
2/16	Manhattan*	CF/LF	2	0	0	0	0	0	0	0	0	0	0	.556
2/18	at Southern Miss*	CF	3	0	0	0	0	0	0	0	1	0	0	.417
2/21	Missouri St.*	CF/LF	2	0	0	0	0	0	0	2	0	0	0	.357
2/22	Missouri St.*	LF/CF	4	1	2	1	1	0	0	1	0	1	0	.389
2/23	Missouri St.*	CF/LF	4	0	1	0	0	0	0	0	1	0	0	.364
2/25	Troy*	CF	5	0	2	0	0	0	0	0	1	1	0	.370
2/28	vs. Rice*	CF	4	1	1	0	1	0	0	0	1	0	0	.355
3/1	vs. Arizona*	CF	5	1	1	0	1	0	0	0	2	0	0	.333
3/2	vs. Oklahoma St.*	CF	5	2	2	1	0	0	1	0	0	0	0	.318
3/5	Southern Miss*	CF/LF	4	4	2	1	0	0	1	1	0	0	0	.333
3/7	Queens*	CF/LF	5	0	0	0	0	0	0	0	1	0	0	.302
3/8	Queens*	CF	4	1	1	2	0	0	1	0	0	0	0	.298
3/9	Queens*	CF	4	0	2	2	0	0	0	0	0	1	1	.311
3/11	vs. Old Dominion*	CF	3	2	0	0	0	0	0	1	0	0	0	.308
3/12	vs. Nicholls*	LF	1	0	1	0	0	0	0	2	0	2	0	.325
3/14	Texas*	CF	4	1	0	0	0	0	0	1	2	0	0	.295
3/16	Texas*	CF	3	1	1	0	0	0	0	1	0	0	0	.280
3/16	Texas*	CF	3	0	0	0	0	0	0	0	2	0	0	.277
3/18	Jackson St.*	CF	1	2	1	0	0	0	0	1	0	0	0	.294
3/21	at Oklahoma*	CF	4	0	2	1	0	0	0	0	1	0	0	.317
3/22	at Oklahoma*	CF	5	0	2	1	0	0	0	0	0	0	0	.323
3/23	at Oklahoma*	CF	4	0	0	0	0	0	0	0	1	0	0	.304
3/25	Samford	CF/LF	3	1	0	0	0	0	0	2	1	0	0	.292
3/27	at LSU*	CF	5	1	1	0	0	0	0	0	1	0	0	.286
3/28	at LSU*	CF/LF	5	0	1	0	0	0	0	0	3	0	0	.280
3/29	at LSU*	CF	4	0	0	1	0	0	0	0	1	0	0	.267
4/1	at Memphis	CF	1	0	0	0	0	0	0	0	1	0	0	.269
4/4	South Carolina*	CF	4	0	2	1	1	0	0	0	0	0	0	.278
4/5	South Carolina*	CF	3	1	1	0	0	0	0	0	0	0	0	.279
4/6	South Carolina*	CF	4	1	2	1	2	0	0	0	1	0	0	.287
4/8	at UAB*	CF/LF	4	1	1	0	0	0	0	0	1	0	0	.286
4/11	at Alabama*	CF	4	1	1	3	1	0	0	0	1	0	0	.269
4/12	at Alabama*	CF	3	0	0	0	0	0	0	0	1	0	0	.261
4/13	at Alabama	CF/LF	1	0	0	0	0	0	0	0	0	0	0	.259
4/15	Southern*	LF	1	3	1	0	0	0	0	2	0	1	0	.265
4/18	Florida*	CF	4	1	1	0	0	0	0	0	2	0	0	.265
4/20	Florida*	CF/LF	3	2	2	3	0	0	0	1	0	0	0	.275
4/22	vs. Ole Miss*	CF/LF	3	1	1	2	0	0	0	2	0	0	0	.276
TOTALS			138	33	40	22	9	0	3	17	25	7	1	.290

## CAREER HITTING STATS

YEAR	AVG	GP-GS	AB	R	H	2B	3B	HR	RBI	TB	SLG%	BB	HP	SO	GDP	OB%	SF	SH
2023	.330	36-27	100	24	33	4	0	2	22	43	.430	20	2	15	3	.444	2	1
2024	.286	61-57	217	36	62	11	1	6	36	93	.429	26	6	18	5	.370	5	0
2025	.290	40-38	138	33	40	9	0	3	22	58	.420	17	3	27	2	.375	2	4
TOTAL	.297	137-122	455	93	135	24	1	11	80	194	.426	63	11	60	10	.388	9	5



HITTER PROFILES

43 STEVEN SPALITTA

INF/C | L/R | SO. | 6-0 | 185  
MANDEVILLE, LA. / FONTAIN BLEU HS

QUICK HITS

-Hit first career home run against Southern (4/15)

SINGLE GAME CAREER HIGHS

At Bats	3	3x last vs Southern (4/15/25)
Hits	2	vs Southern (4/15/25)
Runs Scored	1	2x last vs Southern (4/15/25)
Runs Batted In	3	vs Southern (4/15/25)
Doubles	--	--
Triples	--	--
Home Runs	1	vs Southern (4/15/25)
Walks	1	2x last vs Jackson St. (3/18/25)
Stolen Bases	--	--

MISCELLANEOUS STATS

	2025	CAREER
2 Hit Game	1	1
3 Hit Game	--	--
4+ Hit Game	--	--
2 RBI Game	--	--
3 RBI Game	1	1
4+ RBI Game	--	--

SPALLITA'S GAME-BY-GAME HITTING STATS

DATE	OPP	POS	AB	R	H	RBI	2B	3B	HR	BB	K	SB	CS	AVG
2/14	Manhattan	PH/DH	2	0	1	0	0	0	0	0	1	0	0	.500
3/8	Queens	PH/DH	2	1	1	0	0	0	0	0	0	0	0	.400
3/18	Jackson St.	PH/C	1	0	0	1	0	0	0	1	1	0	0	.333
3/23	at Oklahoma	C	0	0	0	0	0	0	0	0	0	0	0	.333
4/12	at Alabama	PH	1	0	0	0	0	0	0	0	0	0	0	.333
4/14	Southern	PH/DH	3	1	2	3	0	0	1	0	1	0	0	.444
4/18	Florida	RF	1	0	1	0	0	0	0	0	0	0	0	.500
TOTALS			10	2	5	4	0	0	1	1	3	0	0	.500

CAREER HITTING STATS

YEAR	AVG	GP-GS	AB	R	H	2B	3B	HR	RBI	TB	SLG%	BB	HP	SO	GDP	OB%	SF	SH
2024	.100	8-3	10	0	1	0	0	0	0	1	.100	1	1	3	0	.250	0	0
2025	.500	7-0	10	2	5	0	0	1	4	8	.800	1	0	3	0	.545	0	0
TOTAL	.300	15-3	20	2	6	0	0	1	4	9	.450	2	1	6	0	.391	0	0

# 44 HUNTER HINES

INF/OF | L/R | SR. | 6-3 | 209  
MADISON, MISS. / MADISON CENTRAL HS

## QUICK HITS

- Tied for sixth in program history with 22 home runs in a single season in 2023
- Tied for the second most homers in program history with 61 career home runs
- Currently seven home runs away from passing Rafael Palmeiro for most home runs at MSU
- Currently ranks ninth in program history with 192 career RBIs
- Had a double in all three games of the South Carolina series
- Currently on a 12-game hitting streak which leads the team

## SINGLE GAME CAREER HIGHS

At Bats	6	4x last vs Memphis (3/19/24)
Hits	4	vs. South Carolina (3/31/23)
Runs Scored	4	vs. Georgia (3/20/22)
Runs Batted In	5	2x last at Vanderbilt (4/27/24)
Doubles	2	vs. Lipscomb (3/10/23)
Triples	1	vs. Northern Kentucky (2/25/22)
Home Runs	2	6x last vs Alabama (5/3/24)
Walks	3	vs. Memphis (3/29/22)
Stolen Bases	1	vs. Evansville (3/8/24)

## MISCELLANEOUS STATS

	2025	CAREER
2 Hit Game	6	37
3 Hit Game	2	20
4+ Hit Game	--	1
2 RBI Game	5	21
3 RBI Game	1	14
4+ RBI Game	2	13

## HINES' GAME-BY-GAME HITTING STATS

DATE	OPP	POS	AB	R	H	RBI	2B	3B	HR	BB	K	SB	CS	AVG
2/14	Manhattan*	1B	4	3	2	4	0	0	1	0	0	0	0	.500
2/14	Manhattan*	1B	3	1	1	0	1	0	0	1	1	0	0	.429
2/16	Manhattan*	1B	4	1	2	1	0	0	0	0	1	0	0	.455
2/18	at Southern Miss*	1B	4	0	1	0	0	0	0	0	1	0	0	.400
2/21	Missouri St.*	1B	3	0	0	0	0	0	0	1	1	0	0	.333
2/22	Missouri St.*	1B	4	1	0	0	0	0	0	1	2	0	0	.273
2/23	Missouri St.*	1B	4	1	1	1	0	0	1	0	3	0	0	.269
2/25	Troy*	1B	5	0	0	0	0	0	0	0	4	0	0	.226
3/2	vs. Oklahoma St.*	1B	4	0	0	0	0	0	0	0	0	0	0	.211
3/5	Southern Miss*	1B	5	0	2	2	0	0	0	0	1	0	0	.256
3/7	Queens*	1B	4	3	3	3	1	0	1	1	0	0	0	.298
3/8	Queens*	1B	5	0	1	0	1	0	0	0	0	0	0	.288
3/9	Queens*	1B	5	0	1	0	0	0	0	0	0	0	0	.281
3/11	vs. Old Dominion*	1B	3	1	1	1	1	0	0	1	0	0	0	.235
3/12	vs. Nicholls*	1B	4	0	0	0	0	0	0	0	0	0	0	.211
3/14	Texas*	1B	4	1	1	0	0	0	0	0	0	0	0	.214
3/16	Texas*	1B	3	0	1	0	0	0	0	1	1	0	0	.208
3/16	Texas*	1B	3	0	0	0	0	0	0	0	0	0	0	.200
3/18	Jackson St.*	1B	3	1	1	0	0	0	0	0	0	0	0	.216
3/21	at Oklahoma*	1B	4	0	1	0	0	0	0	0	2	0	0	.203
3/22	at Oklahoma*	1B	5	2	3	2	1	0	1	0	2	0	0	.234
3/23	at Oklahoma*	1B	4	0	2	1	0	0	0	0	1	0	0	.250
3/25	Samford*	1B	3	1	1	2	1	0	0	1	1	0	0	.254
3/27	at LSU*	1B	3	2	2	1	0	0	1	1	1	0	0	.270
3/28	at LSU*	1B	2	0	1	0	0	0	0	2	1	0	0	.276
3/29	at LSU*	1B	3	2	1	1	0	0	1	2	1	0	0	.278
4/1	at Memphis*	1B	2	1	1	1	0	0	1	1	0	0	0	.307
4/4	South Carolina*	1B	3	1	1	2	1	0	0	1	0	0	0	.308
4/5	South Carolina*	1B	3	2	1	0	1	0	0	1	1	0	0	.308
4/6	South Carolina*	1B	4	1	1	0	1	0	0	0	2	0	0	.306
4/8	at UAB*	1B	4	0	0	1	0	0	0	0	2	0	0	.296
4/11	at Alabama*	1B	4	1	2	2	0	0	1	1	1	0	0	.314
4/12	at Alabama*	1B	3	0	1	0	0	0	0	0	1	0	0	.315
4/13	at Alabama*	1B	3	0	0	0	0	0	0	1	0	0	0	.306
4/15	Southern*	1B	3	1	1	4	1	0	0	0	1	0	0	.307
4/18	Florida*	1B	3	0	0	0	0	0	0	0	2	0	0	.299
4/19	Florida*	1B	5	0	0	0	0	0	0	0	3	0	0	.287
4/20	Florida*	1B	4	2	1	0	0	0	0	1	1	0	0	.286
4/22	vs. Ole Miss*	1B	5	0	0	0	0	0	0	0	4	0	0	.275
TOTALS			145	29	39	29	10	0	8	18	42	0	0	.269

## CAREER HITTING STATS

YEAR	AVG	GP-GS	AB	R	H	2B	3B	HR	RBI	TB	SLG%	BB	HP	SO	GDP	OB%	SF	SH
2022	.300	56-56	210	51	63	13	1	16	52	126	.600	29	4	58	4	.393	1	0
2023	.297	52-52	202	44	60	12	0	22	61	138	.683	23	4	64	3	.375	3	0
2024	.257	63-63	249	41	64	9	0	16	56	121	.486	33	2	74	4	.346	2	0
2025	.269	39-39	145	29	39	10	0	8	29	73	.503	18	1	42	4	.349	2	0
TOTAL	.280	210-210	806	165	226	44	1	62	198	458	.568	103	11	238	15	.366	8	0





## HITTER PROFILES

# 49 GATLIN SANDERS

INF/OF | L/R | JR. | 5-11 | 175  
MADISON, MISS. / JONES CC

### QUICK HITS

- Earned his first Bulldog Start against Southern Miss
- In the month of March he has held a .404 batting average with 13 hits
- 21 of his 67 hits went for extra-bases; 20 doubles and a triple
- Led the team with 21 stolen bases last season

### SINGLE GAME CAREER HIGHS

At Bats	5	2x last vs Ole Miss (4/22/25)
Hits	2	7x last vs Florida (4/19/25)
Runs Scored	2	2x last vs Jackson St. (3/18/25)
Runs Batted In	2	3x last vs Florida (4/20/25)
Doubles	1	4x last vs Florida (4/20/25)
Triples	--	--
Home Runs	--	--
Walks	2	vs Nicholls (3/12/25)
Stolen Bases	2	vs Queens (3/8/25)

### MISCELLANEOUS STATS

	2025	CAREER
2 Hit Game	7	7
3 Hit Game	--	--
4+ Hit Game	--	--
2 RBI Game	4	4
3 RBI Game	--	--
4+ RBI Game	--	--

### SANDERS' GAME-BY-GAME HITTING STATS

DATE	OPP	POS	AB	R	H	RBI	2B	3B	HR	BB	K	SB	CS	AVG
2/14	Manhattan	PH/ZB	1	0	1	0	0	0	0	0	0	0	0	1.000
2/21	Missouri St.	PR	0	0	0	0	0	0	0	0	0	0	0	1.000
3/5	Southern Miss*	2B	3	2	1	1	0	0	0	1	1	0	0	.429
3/7	Queens*	2B	3	1	1	1	0	0	0	0	0	0	0	.400
3/8	Queens*	2B	3	1	2	1	0	0	0	0	0	2	0	.462
3/9	Queens*	2B	3	1	1	0	0	0	0	1	0	0	0	.438
3/11	vs. Old Dominion*	2B	3	1	1	0	1	0	0	0	0	0	0	.500
3/12	vs. Nicholls*	2B	1	1	0	0	0	0	0	2	0	0	0	.400
3/14	Texas*	2B	4	1	2	0	0	0	0	0	2	0	0	.444
3/16	Texas*	2B	2	0	0	0	0	0	0	0	1	0	0	.333
3/16	Texas*	2B	1	0	0	0	0	0	0	0	0	0	0	.400
3/18	Jackson St.*	2B	3	2	1	2	0	0	0	0	0	0	0	.333
3/22	at Oklahoma	2B	1	0	0	0	0	0	0	0	1	0	0	.313
3/23	at Oklahoma*	2B	3	0	2	0	0	0	0	1	0	0	0	.368
3/25	Samford*	2B	2	1	2	1	1	0	0	0	0	0	0	.429
3/27	at LSU	2B	2	0	0	0	0	0	0	0	1	0	0	.391
3/28	at LSU*	2B	5	0	1	0	0	0	0	0	1	0	0	.357
3/29	at LSU	2B	2	0	1	0	0	0	0	0	1	0	0	.367
4/1	at Memphis*	2B	3	0	0	0	0	0	0	1	1	0	0	.356
4/4	South Carolina*	2B	1	0	1	0	0	0	0	0	0	0	0	.370
4/5	South Carolina*	2B	1	1	0	1	0	0	0	1	0	0	0	.362
4/6	South Carolina*	2B	4	1	2	1	1	0	0	0	1	0	0	.373
4/8	at UAB*	2B	3	0	1	2	0	0	0	0	1	0	0	.370
4/11	at Alabama*	2B	4	1	1	0	0	0	0	1	2	0	0	.347
4/12	at Alabama*	2B	4	0	1	0	0	0	0	0	1	0	0	.340
4/13	at Alabama*	2B	4	0	1	0	0	0	0	0	2	0	0	.333
4/15	Southern*	2B	2	1	2	2	0	0	0	0	0	0	0	.356
4/18	Florida*	2B	3	0	0	0	0	0	0	0	2	0	0	.339
4/19	Florida*	2B	4	1	2	0	0	0	0	0	1	0	0	.348
4/20	Florida*	2B	4	1	1	2	1	0	0	0	2	0	0	.343
4/22	vs. Ole Miss*	2B	5	1	1	0	0	0	0	0	2	0	0	.333
TOTALS			84	18	29	14	4	0	0	8	23	2	0	.345

### CAREER HITTING STATS

YEAR	AVG	GP-GS	AB	R	H	2B	3B	HR	RBI	TB	SLG%	BB	HP	SO	GDP	OB%	SF	SH
2025	.350	30-25	80	17	28	4	0	0	14	33	.400	7	6	21	2	.432	2	1
TOTAL	.350	30-25	80	17	28	4	0	0	14	33	.400	7	6	21	2	.432	2	1



HITTER PROFILES

INF | L/R | FR. | 5-9 | 170  
KNOXVILLE, TENN. / FARRAGUT HS

52 LUKAS BUCKNER

QUICK HITS

- Has two multihit games on the season
- Ended his senior year as the Tennessee state runner-up for most career hits (246)
- Earned three state championships (2022, 2023, 2024) for Farragut High School
- Ranked as the fourth-best shortstop in Tenn. and 17th ranked player overall by Perfect Game

SINGLE GAME CAREER HIGHS

At Bats	4	2x last vs Missouri St. (2/22/25)
Hits	2	2x last vs Missouri St. (2/21/25)
Runs Scored	1	2x last vs Queens (3/9/25)
Runs Batted In	1	2x last vs Southern (4/15/25)
Doubles	--	--
Triples	--	--
Home Runs	--	--
Walks	1	3x last vs Queens (3/9/25)
Stolen Bases	--	--

MISCELLANEOUS STATS

	2025	CAREER
2 Hit Game	2	2
3 Hit Game	--	--
4+ Hit Game	--	--
2 RBI Game	--	--
3 RBI Game	--	--
4+ RBI Game	--	--

BUCKNER'S GAME-BY-GAME HITTING STATS

DATE	OPP	POS	AB	R	H	RBI	2B	3B	HR	BB	K	SB	CS	AVG
2/14	Manhattan	PH/SS	2	0	0	0	0	0	0	0	1	0	0	.000
2/18	at Southern Miss	PH/2B	2	0	2	0	0	0	0	0	0	0	0	.500
2/21	Missouri St.*	2B/SS	4	0	2	0	0	0	0	0	2	0	0	.500
2/22	Missouri St.*	2B	4	0	1	1	0	0	0	1	1	0	0	.417
2/23	Missouri St.	2B	1	0	0	0	0	0	0	0	0	0	0	.385
2/25	Troy	2B	1	0	0	0	0	0	0	0	0	0	0	.357
3/5	Southern Miss	2B	0	0	0	0	0	0	0	0	0	0	0	.357
3/7	Queens	SS	1	0	0	0	0	0	0	0	0	0	0	.333
3/8	Queens	SS	0	1	0	0	0	0	0	1	0	0	0	.333
3/9	Queens	SS	0	1	0	0	0	0	0	1	0	0	0	.333
3/14	Texas	PR	0	0	0	0	0	0	0	0	0	0	0	.357
3/18	Jackson St.	PR/SS	1	0	0	0	0	0	0	0	1	0	0	.333
3/23	at Oklahoma	SS	0	0	0	0	0	0	0	0	0	0	0	.333
3/29	at LSU	2B	1	0	0	0	0	0	0	0	0	0	0	.313
4/4	South Carolina	2B	1	0	0	0	0	0	0	0	1	0	0	.278
4/15	Southern	PH/2B	2	0	1	1	0	0	0	0	0	0	0	.316
TOTALS			20	1	6	2	0	0	0	2	6	0	0	.300

CAREER HITTING STATS

YEAR	AVG	GP-GS	AB	R	H	2B	3B	HR	RBI	TB	SLG%	BB	HP	SO	GDP	OB%	SF	SH
2025	.300	16-2	20	1	6	0	0	0	2	6	.300	2	0	6	0	.364	0	0
TOTAL	.300	16-2	20	1	6	0	0	0	2	6	.300	2	0	6	0	.364	0	0



HITTER PROFILES

55 JOE POWELL

C | R/R | GR. | 5-10 | 185  
MASON, OHIO / CINCINNATI

QUICK HITS

- Was training to be a firefighter before enrolling in the spring of 2024 at MSU
- Hit a career-high three home runs vs. North Alabama (5/14/24)
- Had a season-high four hit game vs. North Alabama (5/14/24)

SINGLE GAME CAREER HIGHS

At Bats	7	at Wichita State (4/15/22)*
Hits	4	vs. North Alabama (5/14/24)
Runs Scored	3	2x last vs. North Alabama (5/14/24)
Runs Batted In	6	vs. North Alabama (5/14/24)
Doubles	2	2x last at Wichita State (4/15/22)*
Triples	1	5x last vs. South Florida (4/24/22)*
Home Runs	3	vs North Alabama (5/14/24)
Walks	2	9x last vs. South Alabama (3/12/24)
Stolen Bases	1	6x last at East Carolina (5/1/22)*

\*Career highs from Cincinnati

MISCELLANEOUS STATS

	2025	CAREER
2 Hit Game	2	22
3 Hit Game	--	2
4+ Hit Game	--	1
2 RBI Game	3	15
3 RBI Game	2	7
4+ RBI Game	--	1

POWELL'S GAME-BY-GAME HITTING STATS

DATE	OPP	POS	AB	R	H	RBI	2B	3B	HR	BB	K	SB	CS	AVG
2/14	Manhattan*	C	2	0	0	1	0	0	0	1	0	0	0	.000
2/22	Missouri St.*	C	1	0	0	0	0	0	0	0	1	0	0	.000
3/2	vs. Oklahoma St.	C	1	0	0	0	0	0	0	0	1	0	0	.000
3/8	Queens*	C	2	0	1	1	0	0	0	0	0	0	0	.143
3/11	vs. Old Dominion*	C	1	0	0	0	0	0	0	0	0	0	0	.000
3/18	Jackson St.*	C	3	1	1	3	0	0	1	0	0	0	0	.143
3/21	at Oklahoma	C	1	0	0	0	0	0	0	0	0	0	0	.111
3/22	at Oklahoma*	C	5	1	1	0	0	0	0	0	3	0	0	.143
3/23	at Oklahoma*	C	3	0	0	0	0	0	0	0	3	0	0	.118
3/25	Samford*	C	4	0	1	2	0	0	0	0	1	0	0	.143
3/27	at LSU*	C	3	1	1	2	0	0	1	0	2	0	0	.167
3/28	at LSU*	C	2	0	0	0	0	0	0	0	2	0	0	.154
4/5	South Carolina*	C	3	0	1	2	1	0	0	0	0	0	0	.194
4/6	South Carolina*	C	4	1	1	0	0	0	0	0	1	0	0	.200
4/11	at Alabama*	C	4	1	2	2	1	0	0	0	1	0	0	.219
4/12	at Alabama*	C	2	0	1	0	0	0	0	1	0	0	0	.235
4/13	at Alabama*	C	2	0	0	0	0	0	0	0	2	0	0	.222
4/18	Florida*	C	3	0	0	1	0	0	0	0	1	0	0	.205
4/20	Florida*	C	5	1	2	3	0	0	1	0	1	0	0	.227
TOTALS			51	6	12	17	2	0	3	2	19	0	0	.235

CAREER HITTING STATS

YEAR	AVG	GP-GS	AB	R	H	2B	3B	HR	RBI	TB	SLG%	BB	HP	SO	GDP	OB%	SF	SH
2020*	.235	10-9	34	6	8	2	1	0	9	12	.353	2	1	8	1	.289	1	0
2021*	.215	37-32	107	25	23	4	0	5	15	42	.393	22	1	40	0	.351	1	1
2022*	.326	40-38	141	26	46	12	4	5	26	81	.574	22	2	39	3	.422	1	0
2024	.269	34-28	93	17	24	3	0	5	18	43	.462	11	1	20	3	.343	3	1
2025	.235	19-17	51	6	12	2	0	3	17	23	.451	2	0	19	0	.259	1	1
TOTAL	.256	140-124	426	80	114	23	5	18	85	201	.447	59	5	126	7	.333	7	3

\*Statistics from Cincinnati



TWO-WAY PLAYER PROFILES

16

BRADEN BOOTH

INF/RHP | R/R | FR. | 6-2 | 200  
MADISON, ALA. / BOB JONES HS

QUICK HITS

- Alabama Gatorade Player of the Year 2024
- 2024 Alabama High School Pitcher and Player of the Year
- 7A First Team All-State Infielder 2023

SINGLE GAME CAREER HIGHS

At Bats		
Hits	--	--
Runs Scored	--	--
Runs Batted In	--	--
Doubles	--	--
Triples	--	--
Home Runs	--	--
Walks	--	--
Stolen Bases	--	--

MISCELLANEOUS STATS

	2025	CAREER
2 Hit Game	--	--
3 Hit Game	--	--
4+ Hit Game	--	--
2 RBI Game	--	--
3 RBI Game	--	--
4+ RBI Game	--	--

SINGLE GAME CAREER HIGHS

Innings	--	--
Strikeouts	--	--
Walks (Low)	--	--

MISCELLANEOUS STATS

	2025	CAREER GAMES
5+ Strikeouts	--	--
10+ Strikeouts	--	--
2 or Fewer Hits Allowed	--	--
Longest Scoreless Innings Stretch	--	--
Wins in a Row*	--	--

\*no decisions do not break a streak  
\*\*designates as current

BOOTH'S GAME-BY-GAME HITTING STATS

DATE	OPP	POS	AB	R	H	RBI	2B	3B	HR	BB	K	SB	CS	AVG
TOTALS			0	0	0	0	0	0	0	0	0	0	0	.000

CAREER HITTING STATS

YEAR	AVG	GP-GS	AB	R	H	2B	3B	HR	RBI	TB	SLG%	BB	HP	SO	GDP	OB%	SF	SH
2025																		
TOTAL	.000	0-0	0	0	0	0	0	0	0	0	.000	0	0	0	0	.000	0	0

BOOTH'S GAME-BY-GAME PITCHING STATS

DATE	OPP	GS	IP	H	R	ER	BB	SO	2B	3B	HR	WP	BK	HBP	W/L	SV	ERA
TOTALS			0.0	0	0	0	0	0	0	0	0	0	0	0	-/-	0	0.00

CAREER PITCHING STATS

YEAR	ERA	W-L	APP	GS	CG	SHO	SV	IP	H	R	ER	BB	SO	BF	B/AVG	WP	HBP
2025																	
TOTAL	0.00	0-0	0	0	0	0	0	0.0	0	0	0	0	0	0	.000	0	0





TWO-WAY PLAYER PROFILES

18 NOAH SULLIVAN

DH/RHP | R/R | SR. | 6-1 | 225  
ORLANDO, FLA. / USC UPSTATE

QUICK HITS

- Hit his first MSU home run against Troy.
- Ranks first one the team in runs scored (33) and hits (43)

SINGLE GAME CAREER HIGHS

At Bats	6	4x last at Radford (3/22/24)*
Hits	4	4x last vs Southern Miss (3/5/25)
Runs Scored	3	9x last vs Florida (4/19/25)
Runs Batted In	6	2x last at Coastal Carolina (3/5/24)*
Doubles	2	3x last vs The Citadel (3/14/23)*
Triples	1	vs Ohio (2/18/22)*
Home Runs	2	5x last vs Charleston So. (4/20/24)*
Walks	3	at West Carolina (5/1/24)*
Stolen Bases	2	vs Saint Joseph's (2/25/24)*

\*Career-highs from USC Upstate

MISCELLANEOUS STATS

	2025	CAREER
2 Hit Game	6	41
3 Hit Game	5	12
4+ Hit Game	1	4
2 RBI Game	3	24
3 RBI Game	3	10
4+ RBI Game	1	4

SULLIVAN'S GAME-BY-GAME HITTING STATS

DATE	OPP	POS	AB	R	H	RBI	2B	3B	HR	BB	K	SB	CS	AVG
2/14	Manhattan*	DH	1	3	1	3	1	0	0	2	0	0	0	1.000
2/14	Manhattan*	DH	2	3	1	0	0	0	0	0	0	0	0	.667
2/16	Manhattan*	DH	3	1	1	1	0	0	0	0	0	0	0	.500
2/18	at Southern Miss*	DH	4	0	0	0	0	0	0	0	2	0	0	.300
2/21	Missouri St.*	DH	4	0	1	2	1	0	0	0	2	0	0	.286
2/22	Missouri St.*	DH	4	2	3	1	1	0	0	1	1	0	0	.389
2/23	Missouri St.*	DH	4	0	1	0	0	0	0	1	0	0	0	.364
2/25	Troy*	DH	3	1	2	4	0	0	1	2	1	0	0	.400
2/28	vs. Rice*	DH	2	1	0	0	0	0	0	1	1	0	0	.370
3/1	vs. Arizona*	DH	4	0	0	0	0	0	0	0	1	0	0	.323
3/2	vs. Oklahoma St.*	DH	4	1	2	1	0	0	0	1	1	0	0	.333
3/5	Southern Miss*	DH	4	3	4	3	0	0	1	0	0	0	0	.395
3/7	Queens*	DH	3	1	2	2	0	0	1	2	0	0	0	.413
3/8	Queens*	DH	2	1	1	0	0	0	0	0	0	1	0	.417
3/9	Queens*	DH	3	0	1	1	1	0	0	1	1	0	0	.412
3/11	vs. Old Dominion*	DH	4	0	1	1	1	0	0	1	1	0	0	.314
3/12	vs. Nicholls*	DH	4	0	0	0	0	0	0	0	1	0	0	.282
3/14	Texas*	DH	5	2	3	1	1	0	1	0	0	0	0	.318
3/16	Texas*	DH	3	0	2	0	0	0	0	1	1	0	0	.327
3/16	Texas*	DH	2	0	0	0	0	0	0	0	0	0	0	.304
3/18	Jackson St.*	DH	1	2	1	1	0	0	0	1	0	0	0	.340
3/21	at Oklahoma*	DH	3	0	1	0	1	0	0	0	1	0	0	.351
3/22	at Oklahoma*	DH	5	1	3	1	1	0	0	0	0	0	0	.371
3/23	at Oklahoma*	DH	4	0	1	0	0	0	0	0	0	0	0	.364
3/25	Samford*	DH	3	1	0	0	0	0	0	0	0	0	0	.348
3/27	at LSU*	DH	3	0	0	0	0	0	0	1	0	0	0	.333
3/28	at LSU*	DH	3	0	0	0	0	0	0	2	2	0	0	.320
3/29	at LSU*	DH	4	0	1	0	0	0	0	1	2	0	0	.316
4/1	at Memphis*	DH	4	1	1	1	0	0	1	0	0	0	0	.358
4/4	South Carolina*	DH	3	1	0	0	0	0	0	1	0	0	0	.347
4/5	South Carolina*	DH	5	1	1	2	0	0	1	0	0	0	0	.340
4/6	South Carolina*	DH	4	2	3	1	0	0	1	0	0	0	0	.355
4/8	at UAB*	DH	4	2	2	3	1	0	1	0	1	0	0	.360
4/11	at Alabama*	DH	4	2	2	0	1	0	0	1	0	0	0	.364
4/12	at Alabama*	DH	4	0	1	0	1	0	0	0	0	1	0	.359
4/13	at Alabama*	DH	3	0	0	0	0	0	0	1	2	0	0	.349
4/15	Southern*	DH	0	1	0	0	0	0	0	2	0	0	0	.349
4/18	Florida*	DH	3	0	1	0	0	0	0	1	0	0	0	.349
4/19	Florida*	DH	5	3	3	2	0	0	1	0	1	0	0	.360
4/20	Florida*	DH	5	1	1	0	0	0	0	0	1	0	0	.353
4/22	vs. Ole Miss*	DH	4	1	0	0	0	0	0	1	3	0	0	.341
TOTALS			139	38	48	31	11	0	9	26	27	1	0	.345

CAREER HITTING STATS

YEAR	AVG	GP-GS	AB	R	H	2B	3B	HR	RBI	TB	SLG%	BB	HP	SO	GDP	OB%	SF	SH
2022*	.303	58-57	221	43	67	9	1	3	42	87	.394	23	20	35	3	.410	4	0
2023*	.311	18-17	61	12	19	3	0	2	15	28	.459	8	5	12	2	.421	2	0
2024*	.324	57-55	204	52	66	8	0	17	56	125	.613	37	13	31	7	.453	2	0
2025	.341	40-40	135	36	46	10	0	9	31	86	.615	25	9	27	4	.473	0	0
TOTAL	.320	173-169	621	143	193	30	1	31	144	326	.520	93	47	105	16	.439	8	0

\*Statistics from USC Upstate

SINGLE GAME CAREER HIGHS

Innings	8.0	at The Citadel (4/12/24)*
Strikeouts	7	2x last vs Gardner-Webb (3/15/24)*
Walks (Low)	0	12x last at Memphis (4/1/25)

\*Career-highs from USC Upstate

MISCELLANEOUS STATS

	2025	CAREER GAMES
5+ Strikeouts	--	7
10+ Strikeouts	--	--
2 or Fewer Hits Allowed	4	17
Longest Scoreless Innings Stretch	--	7.0
Wins in a Row*	--	8

\*no decisions do not break a streak

\*\*designates as current

SULLIVAN'S GAME-BY-GAME PITCHING STATS

DATE	OPP	GS	IP	H	R	ER	BB	SO	2B	3B	HR	WP	BK	HBP	W/L	SV	ERA
3/12	vs. Nicholls	*	3.0	2	0	0	0	2	0	0	0	0	0	0	-/-	0	0.00
3/18	Jackson St.	*	3.0	1	0	0	0	4	1	0	0	0	0	0	-/-	0	0.00
3/25	Samford	*	2.0	2	0	0	1	1	0	0	0	0	0	0	-/-	0	0.00
4/1	at Memphis	*	2.0	2	0	0	0	1	0	0	0	0	0	0	-/-	0	0.00
4/8	at UAB	*	2.0	5	2	2	1	1	3	0	0	0	0	0	-/-	0	1.50
4/22	vs. Ole Miss	*	3.1	4	2	2	1	1	2	0	0	0	0	0	-/-	0	1.35
TOTALS			15.1	16	4	4	3	10	6	0	0	0	0	0	-/-	0	2.35

CAREER PITCHING STATS

YEAR	ERA	W-L	APP	GS	CG	SHO	SV	IP	H	R	ER	BB	SO	BF	B/AVG	WP	HBP
2022*	3.31	6-0	9	5	0	0	0	32.2	22	13	12	11	26	132	.188	4	2
2023*	0.00	1-0	6	0	0	0	1	12.1	4	0	0	7	16	48	.100	1	0
2024*	4.88	8-1	14	12	0	0	1	75.2	76	42	41	22	51	321	.262	3	3
2025	2.35	0-0	6	6	0	0	0	15.1	16	4	4	3	10	63	.271	0	0
TOTAL	2.64	15-1	35	23	0	0	2	134.6	118	59	57	43	103	564	.205	8	5

\*Statistics from USC Upstate



TWO-WAY PLAYER PROFILES

35 BEN DAVIS

C/RHP | R/R | SO. | 6-3 | 215  
BOONEVILLE, MISS. / ITAWAMBA CC

QUICK HITS

-Averaged 10.6 strikeouts per nine innings for the 2024 season at Itawamba CC

SINGLE GAME CAREER HIGHS

At Bats		
Hits	--	--
Runs Scored	--	--
Runs Batted In	--	--
Doubles	--	--
Triples	--	--
Home Runs	--	--
Walks	--	--
Stolen Bases	--	--

MISCELLANEOUS STATS

	2025	CAREER
2 Hit Game	--	--
3 Hit Game	--	--
4+ Hit Game	--	--
2 RBI Game	--	--
3 RBI Game	--	--
4+ RBI Game	--	---

SINGLE GAME CAREER HIGHS

Innings	6.0	vs Queens (3/8/25)
Strikeouts	6	2x last vs South Carolina (4/4/25)
Walks (Low)	0	5x last at Alabama (4/12/25)

MISCELLANEOUS STATS

	2025	CAREER GAMES
5+ Strikeouts	3	3
10+ Strikeouts	--	--
2 or Fewer Hits Allowed	8	8
Longest Scoreless Innings Stretch	5.0	1
Wins in a Row*	1	1

\*no decisions do not break a streak

\*\*designates as current

DAVIS' GAME-BY-GAME HITTING STATS

DATE	OPP	POS	AB	R	H	RBI	2B	3B	HR	BB	K	SB	CS	AVG
TOTALS			0	0	0	0	0	0	0	0	0	0	0	.000

CAREER HITTING STATS

YEAR	AVG	GP-GS	AB	R	H	2B	3B	HR	RBI	TB	SLG%	BB	HP	SO	GDP	OB%	SF	SH
2025																		
TOTAL	0.00	0-0	0	0	0	0	0	0	0.0	0	0	0	0	0	.000	0	0	

DAVIS' GAME-BY-GAME PITCHING STATS

DATE	OPP	GS	IP	H	R	ER	BB	SO	2B	3B	HR	WP	BK	HBP	W/L	SV	ERA
2/14	Manhattan	2.0	1	0	0	0	4	0	0	0	0	0	0	0	-/-	0	0.00
2/18	at Southern Miss	3.0	2	0	0	0	4	1	0	0	0	0	0	0	-/-	0	0.00
2/22	Missouri St.	1.0	1	1	1	1	2	1	0	0	1	0	0	0	-/-	0	1.50
2/25	Troy	2.1	1	1	1	0	5	0	0	1	0	0	0	0	-/1	0	2.16
3/2	vs. Oklahoma St.	2.1	2	1	1	1	3	0	0	0	0	0	0	0	-/-	0	4.05
3/8	Queens	*	6.0	1	1	1	2	4	0	0	0	0	0	0	1/-	0	4.01
3/16	Texas	*	2.2	3	3	3	4	2	2	0	0	0	0	1	-/-	0	4.09
3/22	at Oklahoma	*	1.0	5	7	2	1	1	1	0	0	0	0	0	-/-	0	5.02
3/25	Samford	1.0	0	0	0	0	2	0	0	0	0	0	0	0	-/-	0	4.70
3/29	at LSU	3.1	6	2	2	2	6	0	0	0	1	0	0	0	-/-	0	4.82
4/4	South Carolina	4.0	4	4	2	3	6	0	0	0	1	0	0	0	-/1	0	4.08
4/12	at Alabama	4.0	4	2	2	0	2	1	0	0	0	0	0	0	-/-	0	4.08
4/19	Florida	2.0	2	1	1	1	1	0	0	0	1	0	0	0	-/-	0	4.11
4/20	Florida	2.1	3	2	2	1	1	0	0	1	0	0	0	0	-/-	0	4.36
TOTALS		37.0	35	25	18	16	43	6	0	2	4	0	1	1/2	0	4.38	

CAREER PITCHING STATS

YEAR	ERA	W-L	APP	GS	CG	SHO	SV	IP	H	R	ER	BB	SO	BF	B/AVG	WP	HBP
2025	4.38	1-2	14	3	0	0	0	37.0	35	25	18	16	43	167	.236	4	1
TOTAL	4.38	1-2	14	3	0	0	0	37.0	35	25	18	16	43	167	.236	4	1



TWO-WAY PLAYER PROFILES

36 NOLAN STEVENS

INF/OF/P | L/L | SO. | 6-4 | 211  
ELK GROVE, CALIF. / FRANKLIN HS

QUICK HITS

- SportStars' NorCal Baseball Player of the Year (2023) out of high school
- Made his debut as a Dawg on Feb. 18 as a pinch hitter
- Earned SEC Freshman of the Week honors on 3/18/24
- Set a new career-high with a pair of home runs against Southern Miss (3/5)

SINGLE GAME CAREER HIGHS

At Bats	5	vs Queens (3/7/25)
Hits	3	2x last vs Southern Miss (3/5/25)
Runs Scored	2	4x last at LSU (3/29/25)
Runs Batted In	3	2x last vs Southern Miss (3/5/25)
Doubles	2	vs Queens (3/8/25)
Triples	--	--
Home Runs	2	vs Southern Miss (3/5/25)
Walks	2	2x last vs South Carolina (4/5/25)
Stolen Bases	1	2x last vs Missouri St. (2/23/25)

MISCELLANEOUS STATS

	2025	CAREER
2 Hit Game	4	5
3 Hit Game	2	2
4+ Hit Game	--	--
2 RBI Game	3	3
3 RBI Game	2	2
4+ RBI Game	--	--

STEVENS' GAME-BY-GAME HITTING STATS

DATE	OPP	POS	AB	R	H	RBI	2B	3B	HR	BB	K	SB	CS	AVG
2/14	Manhattan*	RF	1	1	1	1	0	0	0	1	0	1	0	1.000
2/14	Manhattan	PH/RF	1	0	1	2	1	0	0	0	0	0	0	1.000
2/16	Manhattan*	RF	4	1	1	2	0	0	1	0	1	0	0	.500
2/18	at Southern Miss*	RF	3	0	1	0	0	0	0	0	1	0	0	.444
2/21	Missouri St.*	RF	4	0	0	0	0	0	0	0	1	0	0	.308
2/22	Missouri St.	RF	1	0	0	0	0	0	0	0	0	0	0	.286
2/23	Missouri St.	RF	0	0	0	0	0	0	0	1	0	1	0	.286
2/28	vs. Rice*	RF	4	2	3	3	0	0	1	0	0	0	0	.389
3/1	vs. Arizona*	RF	4	0	1	0	0	0	0	0	2	0	0	.364
3/2	vs. Oklahoma St.*	RF	2	0	0	0	0	0	0	0	2	0	0	.346
3/5	Southern Miss*	RF	4	2	3	3	0	0	2	0	0	0	0	.400
3/7	Queens*	RF	5	1	1	0	0	0	0	0	1	0	0	.371
3/8	Queens*	RF	3	2	2	0	2	0	0	0	0	0	0	.395
3/9	Queens*	RF	4	1	1	0	0	0	0	0	1	0	0	.381
3/11	vs. Old Dominion*	RF	2	1	1	0	0	0	0	1	0	0	0	.375
3/14	Texas	PH/RF	1	0	0	0	0	0	0	0	0	0	0	.360
3/16	Texas*	RF	2	0	0	0	0	0	0	0	1	0	0	.333
3/18	Jackson St.*	RF	2	1	1	0	0	0	0	2	0	0	0	.345
3/21	at Oklahoma*	RF	4	0	1	0	0	0	0	0	1	0	0	.314
3/22	at Oklahoma	RF	1	0	0	0	0	0	0	0	0	0	0	.306
3/23	at Oklahoma*	RF	3	0	2	0	0	0	0	1	0	0	0	.333
3/25	Samford*	RF	4	0	1	0	0	0	0	0	0	0	0	.326
3/27	at LSU*	RF	3	1	1	1	1	0	0	1	1	0	0	.326
3/28	at LSU*	RF	4	0	1	0	0	0	0	0	3	0	0	.320
3/29	at LSU*	RF	4	2	2	2	1	0	0	1	0	0	0	.333
4/1	at Memphis*	RF	3	1	1	1	0	0	0	1	1	0	0	.356
4/5	South Carolina*	RF	2	1	2	1	0	0	0	2	0	0	1	.368
4/6	South Carolina*	RF	4	0	0	1	0	0	0	0	1	0	0	.350
4/8	at UAB*	RF	3	0	0	0	0	0	0	1	1	0	0	.337
4/11	at Alabama*	RF	3	0	0	0	0	0	0	0	2	0	0	.342
4/19	Florida*	CF	3	0	1	1	0	0	0	1	2	0	0	.342
TOTALS			89	17	29	18	5	0	4	13	22	2	1	.326

CAREER HITTING STATS

YEAR	AVG	GP-GS	AB	R	H	2B	3B	HR	RBI	TB	SLG%	BB	HP	SO	GDP	OB%	SF	SH
2024	.269	29-6	26	2	7	1	0	1	2	11	.423	1	1	8	1	.321	0	0
2025	.326	33-26	89	17	29	5	0	4	18	46	.517	13	2	22	2	.423	0	0
TOTAL	.313	62-32	115	19	36	6	0	5	20	57	.496	14	3	30	3	.402	0	0

SINGLE GAME CAREER HIGHS

Innings	5.2	vs LSU (3/15/24)
Strikeouts	8	vs LSU (3/15/24)
Walks (Low)	0	8x last vs Alabama (5/5/24)

MISCELLANEOUS STATS

	2025	CAREER GAMES
5+ Strikeouts	1	
10+ Strikeouts	--	--
2 or Fewer Hits Allowed	2	12
Longest Scoreless Innings Stretch		5.2**
Wins in a Row*		1**

\*no decisions do not break a streak  
\*\*designates as current

STEVENS' GAME-BY-GAME PITCHING STATS

DATE	OPP	GS	IP	H	R	ER	BB	SO	2B	3B	HR	WP	BK	HBP	W/L	SV	ERA
3/12	vs. Nicholls		2.1	2	1	1	2	2	0	0	0	0	0	0	1/-	0	3.86
3/18	Jackson St.		0.0	0	1	1	1	0	0	0	0	0	0	0	-/-	0	7.71
TOTALS			2.1	2	2	2	3	2	0	0	0	0	0	0	1/-	0	7.71

CAREER PITCHING STATS

YEAR	ERA	W-L	APP	GS	CG	SHO	SV	IP	H	R	ER	BB	SO	BF	B/AVG	WP	HBP
2024	4.72	2-3	14	1	0	0	0	26.2	27	14	14	8	28	116	.260	3	4
2025	7.71	1-0	2	0	0	0	0	2.1	2	2	2	3	2	11	.250	0	0
TOTAL	4.97	3-3	16	1	0	0	0	29.0	29	16	16	11	30	127	.259	3	4

PITCHING STAFF PROFILES

8

CHARLIE FOSTER

LHP | R/L | FR. | 6-3 | 190  
SNELLVILLE, GA. / BROOKWOOD HS

QUICK HITS

- Awarded First Team All-Region, All-State, and All-Country in 2024
- Made his first appearance with the Bulldogs
- Started his first game with Mississippi State on Feb. 18, 2025 against Southern Miss

SINGLE GAME CAREER HIGHS

Innings	2.2	Missouri State (2/23/25)
Strikeouts	3	Southern Miss (2/18/25)
Walks (Low)	0	Texas (3/16/25)

MISCELLANEOUS STATS

	2025	CAREER GAMES
5+ Strikeouts	--	--
10+ Strikeouts	--	--
2 or Fewer Hits Allowed	3	3
Longest Scoreless Innings Stretch	2.2	2.2
Wins in a Row*	--	--

\*no decisions do not break a streak

\*\*designates as current

FOSTER'S GAME-BY-GAME PITCHING STATS

DATE	OPP	GS	IP	H	R	ER	BB	SO	2B	3B	HR	WP	BK	HBP	W/L	SV	ERA
2/16	Manhattan		1.0	0	0	0	1	2	0	0	0	0	0	0	-/-	0	0.00
2/18	at Southern Miss	*	2.0	1	3	1	2	3	0	0	1	0	0	1	-/1	0	3.00
2/23	Missouri State		2.2	0	0	0	2	2	0	0	0	0	0	0	-/-	0	0.00
3/16	Texas		1.1	1	1	1	0	1	1	0	0	0	0	0	-/-	0	6.75
TOTALS			7.0	2	4	2	5	8	1	0	1	0	0	1	-/1	0	2.57

CAREER PITCHING STATS

YEAR	ERA	W-L	APP	GS	CG	SHO	SV	IP	H	R	ER	BB	SO	BF	B/AVG	WP	HBP
2025	2.57	0-1	4	1	0	0	0	7.0	2	4	2	5	8	29	.087	0	1
TOTAL	2.57	0-1	4	1	0	0	0	7.0	2	4	2	5	8	29	.087	0	1

9

PICO KOHN

LHP | L/L | JR. | 6-4 | 200  
VERBENA, ALA. / CHILTON COUNTY HS

QUICK HITS

- Pitched a career-high seven innings at Virginia (6/2/24)
- Tallied a career-high 11 punchouts in both his starts this season.
- His 81 strikeouts are the 10th most in the nation.
- He recorded his 100th career strikeout on March 7, 2025 against Queens.

SINGLE GAME CAREER HIGHS

Innings	7.0	at Virginia (6/2/24)
Strikeouts	11	3x last Florida (4/18/25)
Walks (Low)	0	17x last at LSU (3/28/25)

MISCELLANEOUS STATS

	2025	CAREER GAMES
5+ Strikeout Games	8	8
10+ Strikeout Games	3	3
2 or Fewer Hits Allowed	2	22
Longest Scoreless Innings Stretch	6.0	6.0
Wins in a Row*	2	2

\*no decisions do not break a streak

KOHN'S GAME-BY-GAME PITCHING STATS

DATE	OPP	GS	IP	H	R	ER	BB	SO	2B	3B	HR	WP	BK	HBP	W/L	SV	ERA
2/14	Manhattan	*	5.0	1	0	0	0	11	0	0	0	0	0	0	1/-	0	0.00
2/21	Missouri State	*	6.1	4	1	1	0	11	2	0	0	0	0	0	-/-	0	1.42
2/28	Arizona	*	6.1	4	3	2	2	6	1	1	1	0	0	0	1/-	0	2.84
3/7	Queens	*	6.0	4	3	3	2	9	1	0	0	0	1	0	1/-	0	4.50
3/14	Texas	*	6.0	3	5	4	1	6	0	1	1	0	0	1	-/-	0	6.00
3/21	at Oklahoma	*	6.0	2	0	0	2	10	0	0	0	1	0	2	1/-	0	0.00
3/28	at LSU	*	5.0	5	2	2	0	8	1	0	2	0	0	0	-/1	0	3.60
4/4	South Carolina	*	5.0	6	3	3	3	6	1	0	1	1	0	0	-/-	0	5.40
4/11	at Alabama	*	4.0	6	3	3	2	3	2	1	1	0	0	0	-/-	0	6.75
4/18	Florida	*	5.0	6	2	2	2	11	1	0	1	1	0	0	-/-	0	3.60
TOTALS			54.2	41	22	20	14	81	7	3	5	3	1	3	4/1	0	3.29

CAREER PITCHING STATS

YEAR	ERA	W-L	APP	GS	CG	SHO	SV	IP	H	R	ER	BB	SO	BF	B/AVG	WP	HBP
2022	4.91	2-2	21	2	0	0/0	0	36.2	35	24	20	18	35	165	.255	4	4
2023								--DNP--									
2024	3.38	1-1	9	8	0	0/0	0	29.1	26	13	11	11	35	126	.234	2	3
2025	3.29	4-1	10	10	0	0/0	0	54.2	41	22	18	14	81	221	.204	3	3
TOTAL	3.80	7-4	40	20	0	0/0	0	120.2	102	59	51	43	151	512	.227	9	10





PITCHING STAFF PROFILES

11

DUKE STONE

RHP | R/R | FR. | 6-5 | 225  
UVALDA, GA. / JEFF DAVIS HS

QUICK HITS

- Pitched 60 innings and punched out 121 to set the Jeff Davis High School record his junior year
- Two-time pitcher of the year and All-State team member three times
- Made his first mound appearance with the Bulldogs on March 8, 2025 against Queens.

SINGLE GAME CAREER HIGHS

Innings	1.0	3x last Southern (4/15/25)
Strikeouts	3	Jackson State (3/18/25)
Walks (Low)	0	3x last at LSU (3/29/25)

MISCELLANEOUS STATS

	2025	CAREER GAMES
5+ Strikeout Games	--	--
10+ Strikeout Games	--	--
2 or Fewer Hits Allowed	4	4
Longest Scoreless Innings Stretch	1.0	1.0
Wins in a Row*	--	--

\*no decisions do not break a streak

\*\*designates as current

STONE'S GAME-BY-GAME PITCHING STATS

DATE	OPP	GS	IP	H	R	ER	BB	SO	2B	3B	HR	WP	BK	HBP	W/L	SV	ERA
3/8	Queens	1.0	2	1	1	0	1	0	1	0	0	0	0	0	-/-	0	9.00
3/18	Jackson State	1.0	1	0	0	0	3	0	0	0	2	0	0	0	-/-	0	0.00
3/29	at LSU	0.2	1	0	0	0	0	0	0	0	0	0	0	0	-/-	0	0.00
4/15	Southern	1.0	2	1	1	1	1	0	0	1	0	0	0	0	-/-	0	9.00
TOTALS		3.2	6	2	2	1	5	0	1	1	2	0	0	0	-/-	0	4.91

CAREER PITCHING STATS

YEAR	ERA	W-L	APP	GS	CG	SHO	SV	IP	H	R	ER	BB	SO	BF	B/AVG	WP	HBP
2025	4.91	0-0	4	0	0	0	0	3.2	6	2	2	1	5	18	.3	2	0
TOTAL	4.91	0-0	4	0	0	0	0	3.2	6	2	2	1	5	18	.375	2	0

12

EVAN SIARY

RHP | R/R | JR. | 6-1 | 190  
COLUMBUS, MISS. / STARKVILLE ACADEMY

QUICK HITS

- Had a career-high five strikeouts through three innings against ULM (2/21/23)

SINGLE GAME CAREER HIGHS

Innings	4.1	2x last South Carolina (4/5/25)
Strikeouts	6	Florida (4/19/25)
Walks (Low)	0	14x last Southern Miss (3/5/25)

MISCELLANEOUS STATS

	2025	CAREER GAMES
5+ Strikeouts	3	4
10+ Strikeouts	--	--
2 or Fewer Hits Allowed	5	15
Longest Scoreless Innings Stretch	3.0	6.1
Wins in a Row*	--	1

\*no decisions do not break a streak

\*\*designates as current

SIARY'S GAME-BY-GAME PITCHING STATS

DATE	OPP	GS	IP	H	R	ER	BB	SO	2B	3B	HR	WP	BK	HBP	W/L	SV	ERA
2/18	at Southern Miss	1.0	1	0	0	0	1	0	0	0	0	0	0	1	-/-	0	0.00
2/25	Troy	1.1	0	0	0	0	3	0	0	0	0	0	0	1	-/-	0	0.00
3/5	Southern Miss	1.0	0	0	0	0	0	0	0	0	0	0	0	0	-/-	0	0.00
3/11	Old Dominion	*	3.0	2	0	0	1	5	0	0	0	1	0	0	-/-	0	0.00
3/16	Texas	2.1	0	0	0	1	5	0	0	0	0	0	0	0	-/-	0	0.00
3/22	at Oklahoma	3.0	4	3	3	1	1	1	0	1	0	0	0	0	-/-	0	9.00
3/27	at LSU	*	3.0	3	2	1	1	3	0	0	1	0	0	0	-/-	0	3.00
4/5	South Carolina	*	4.1	5	4	4	2	5	1	0	3	0	0	0	-/-	0	8.31
4/11	at Alabama	*	4.0	5	2	2	2	4	1	0	0	0	0	0	-/1	0	4.50
4/19	Florida	*	4.0	4	2	2	2	6	2	0	0	1	0	0	-/-	0	4.50
TOTALS		27.0	24	13	12	10	33	5	0	5	2	0	2	0	-/1	0	4.00

CAREER PITCHING STATS

YEAR	ERA	W-L	APP	GS	CG	SHO	SV	IP	H	R	ER	BB	SO	BF	B/AVG	WP	HBP
2023	7.07	1-2	14	3	0	0	1	28.0	35	27	22	12	28	137	.299	1	4
2024	7.48	0-3	10	4	0	0	0	21.2	28	18	18	6	22	101	.304	0	2
2025	4.00	0-1	10	5	0	0	0	27.0	24	13	12	10	33	118	.231	2	2
TOTAL	6.10	1-6	34	12	0	0	1	76.2	87	58	52	28	83	356	.278	3	8



PITCHING STAFF PROFILES

14 CADE O' LEARY

RHP | R/R | FR. | 6-4 | 190  
KNOXVILLE, TENN. / FARRAGUT HS

QUICK HITS

- Earned three state championship titles in 2022,2023, and 2024 with Farragut High School
- Finished his senior year with a 7-0 record and 56 strikeouts
- Made his debut with the Bulldogs on March 9, 2025 against Queens.

SINGLE GAME CAREER HIGHS

Innings	1.0	2x last Southern (4/15/25)
Strikeouts	3	Queens (3/9/25)
Walks (Low)	0	2x last Southern (4/15/25)

MISCELLANEOUS STATS

	2025	CAREER GAMES
5+ Strikeouts	--	--
10+ Strikeouts	--	--
2 or Fewer Hits Allowed	2	2
Longest Scoreless Innings Stretch	1.0	1.0
Wins in a Row*	--	--

\*no decisions do not break a streak  
\*\*designates as current

O'LEARY'S GAME-BY-GAME PITCHING STATS

DATE	OPP	GS	IP	H	R	ER	BB	SO	2B	3B	HR	WP	BK	HBP	W/L	SV	ERA
3/9	Queens	1.0	2	2	0	0	3	0	0	0	1	0	0	0	-/-	0	0.00
4/15	Southern	1.0	0	0	0	0	2	0	0	0	0	0	0	0	-/-	0	0.00
TOTALS		2.0	2	2	0	0	5	0	0	0	1	0	0	0	-/-	0	0.00

CAREER PITCHING STATS

YEAR	ERA	W-L	APP	GS	CG	SHO	SV	IP	H	R	ER	BB	SO	BF	B/AVG	WP	HBP
2025	0.00	0-0	2	0	0	0	0	2.0	2	2	0	0	5	9	.222	1	0
TOTAL	0.00	0-0	2	0	0	0	0	2.0	2	2	0	0	5	9	.222	1	0

15 LUKE DOTSON

LHP | L/L | SO. | 6-4 | 195  
MARIETTA, GA. / MT. PARAN CHRISTIAN HS

QUICK HITS

SINGLE GAME CAREER HIGHS

Innings	2.1	Ga. Southern (2/24/24)
Strikeouts	4	Alabama (5/5/24)
Walks (Low)	0	12x last at UAB (4/8/25)

MISCELLANEOUS STATS

	2025	CAREER GAMES
5+ Strikeouts	--	--
10+ Strikeouts	--	--
2 or Fewer Hits Allowed	11	19
Longest Scoreless Innings Stretch	2.0	6.2
Wins in a Row*	--	--

\*no decisions do not break a streak  
\*\*designates as current

DOTSON'S GAME-BY-GAME PITCHING STATS

DATE	OPP	GS	IP	H	R	ER	BB	SO	2B	3B	HR	WP	BK	HBP	W/L	SV	ERA
2/16	Manhattan	1.0	0	0	0	0	0	0	0	0	0	0	0	0	-/-	0	0.00
2/21	Missouri State	1.0	0	0	0	2	1	0	0	0	0	0	0	0	-/-	1	0.00
2/23	Missouri State	0.1	2	1	1	1	0	0	0	1	0	0	0	0	-/-	0	27.00
3/2	at Oklahoma State	1.0	0	0	0	0	1	0	0	0	0	0	0	0	-/-	0	0.00
3/7	Queens	1.0	0	0	0	0	2	0	0	0	0	0	0	0	-/-	0	0.00
3/11	Old Dominion	1.0	0	0	0	0	2	0	0	0	0	0	0	0	-/-	0	0.00
3/14	Texas	1.2	1	0	0	0	3	0	0	0	0	0	0	0	-/-	0	0.00
3/21	at Oklahoma	2.0	1	0	0	1	3	0	0	0	1	0	0	0	-/-	1	0.00
3/29	at LSU	1.1	3	3	3	2	1	1	0	0	1	0	0	0	-/-	0	20.25
4/8	at UAB	1.0	0	0	0	0	2	0	0	0	0	0	0	0	-/-	0	0.00
4/19	Florida	1.2	1	0	0	3	2	0	0	0	1	0	0	0	-/-	0	0.00
4/22	vs Ole Miss	1.1	2	1	1	0	1	0	0	0	2	0	0	0	-/1	0	6.75
TOTALS		14.1	10	5	5	9	18	1	0	1	5	0	0	0	-/1	2	3.14

CAREER PITCHING STATS

YEAR	ERA	W-L	APP	GS	CG	SHO	SV	IP	H	R	ER	BB	SO	BF	B/AVG	WP	HBP
2024	8.25	0-0	11	0	0	0	0	12.0	15	11	11	5	19	59	.294	1	2
2025	3.14	0-1	12	0	0	0	2	14.1	10	5	5	9	18	58	.208	5	0
TOTAL	5.47	0-1	23	0	0	0	2	26.1	25	16	16	14	37	117	.253	6	2



PITCHING STAFF PROFILES

17

STONE SIMMONS

RHP | R/R | GR. | 6-4 | 235  
HOUSTON, TEXAS. / FURMAN

QUICK HITS

- Missed the 2023 and 2024 season due to injury. Was the teams first base coach in 2023
- Made his first appearance since March 5, 2022 on Feb. 16, 2025

SINGLE GAME CAREER HIGHS

Innings	7.0	vs. Fordham (2/28/20)*
Strikeouts	8	vs. Fordham (2/28/20)*
Walks (Low)	0	20x last at Alabama (4/11/25)

\*Career-highs from Furman

MISCELLANEOUS STATS

	2025	CAREER GAMES
5+ Strikeouts	4	6
10+ Strikeouts	--	--
2 or Fewer Hits Allowed	8	24
Longest Scoreless Innings Stretch	3.0	5.2
Wins in a Row*	2	1

\*no decisions do not break a streak

\*\*designates as current

SIMMONS' GAME-BY-GAME PITCHING STATS

DATE	OPP	GS	IP	H	R	ER	BB	SO	2B	3B	HR	WP	BK	HBP	W/L	SV	ERA
2/16	Manhattan	*	3.0	1	0	0	2	5	0	0	0	0	0	0	1/-	0	0.00
2/23	Missouri State	*	4.0	0	1	1	4	5	0	0	0	0	0	1	1/-	0	2.25
3/2	at Oklahoma State	*	2.2	5	6	3	3	3	1	0	0	0	0	0	-/1	0	10.12
3/14	Texas		1.0	1	0	0	0	2	0	0	0	0	0	0	-/-	0	0.00
3/21	at Oklahoma		1.0	1	1	0	0	1	1	0	0	0	0	0	-/-	0	0.00
3/28	at LSU		3.0	2	0	0	0	3	0	0	0	0	0	0	-/-	0	0.00
4/1	at Memphis		2.0	2	0	0	0	4	0	0	0	0	0	0	-/-	1	0.00
4/6	South Carolina		3.0	1	0	0	0	5	1	0	0	0	0	0	-/-	1	0.00
4/11	at Alabama		4.0	5	0	0	0	5	0	0	0	0	0	0	1/-	0	0.00
4/18	Florida		0.0	6	6	6	0	0	3	0	0	0	0	0	-/1	0	99.00
4/20	Florida		1.0	1	0	0	1	0	0	0	0	0	0	0	-/-	0	0.00
TOTALS			24.2	25	14	10	10	33	6	0	0	0	0	1	3/2	2	3.65

CAREER PITCHING STATS

YEAR	ERA	W-L	APP	GS	CG	SHO	SV	IP	H	R	ER	BB	SO	BF	B/AVG	WP	HBP
2020*	2.91	0-3	4	4	0	0	0	21.2	23	11	7	6	17	96	.271	3	2
2021	4.81	1-1	19	0	0	0	2	24.1	22	15	13	8	29	104	.234	2	1
2022	0.00	0-0	3	0	0	0	0	4.1	0	0	0	0	6	13	.000	0	0
2023								--DNP--									
2024								--DNP--									
2025	3.88	3-2	11	3	0	0	2	24.2	25	14	10	10	33	110	.258	0	1
TOTAL	2.90	4-6	37	7	0	0	4	75.0	70	40	30	24	85	323	.190	5	4

\* Statistics from Furman

19

ROBERT FORTENBERRY

LHP | L/L | JR. | 6-0 | 220  
FRISCO, TEXAS / WEATHERFORD COLLEGE

QUICK HITS

- NJCAA National Pitcher of the Year and Co-Conference Pitcher of the Year
- First Team All-Region selection
- Did not allow a home run in the 2024 season
- Made his first apperance with Mississippi State against Southern Miss on February 18, 2025

SINGLE GAME CAREER HIGHS

Innings	1.1	Missouri State (2/23/25)
Strikeouts	2	Jackson State (3/18/25)
Walks (Low)	0	3x last Jackson State (3/18/25)

MISCELLANEOUS STATS

	2025	CAREER GAMES
5+ Strikeouts	--	--
10+ Strikeouts	--	--
2 or Fewer Hits Allowed	2	2
Longest Scoreless Innings Stretch	1.0	1.0
Wins in a Row*	--	--

\*no decisions do not break a streak

\*\*designates as current

FORTENBERRY'S GAME-BY-GAME PITCHING STATS

DATE	OPP	GS	IP	H	R	ER	BB	SO	2B	3B	HR	WP	BK	HBP	W/L	SV	ERA
2/18	at Southern Miss		1.0	0	0	0	0	0	0	0	0	0	0	0	-/-	0	0.00
2/23	Missouri State		1.1	0	2	2	1	1	0	0	0	0	0	1	-/-	0	13.50
3/2	at Oklahoma State		0.1	2	2	2	0	0	0	0	1	0	0	0	-/-	0	54.00
3/18	Jackson State		1.0	3	2	2	0	2	1	0	0	1	0	0	-/-	0	18.00
TOTALS			3.2	5	6	6	1	3	1	0	1	1	0	1	-/-	0	14.73

CAREER PITCHING STATS

YEAR	ERA	W-L	APP	GS	CG	SHO	SV	IP	H	R	ER	BB	SO	BF	B/AVG	WP	HBP
2025	14.73	0-0	4	0	0	0	0	3.2	5	6	6	1	3	18	.333	1	1
TOTAL	14.73	0-0	4	0	0	0	0	3.2	5	6	6	1	3	18	.333	1	1



PITCHING STAFF PROFILES

25 BRADLEY LOFTIN

LHP | L/L | JR. | 6-3 | 200  
SOUTHAVEN, MISS. / DESOTO CENTRAL

QUICK HITS

- Collected two wins in a row dating back to 2023
- Earned a 2-1 record in 26.1 innings pitched in 2023
- During 2023, limited opponents to a .146 batting average
- Grabbed first career win on March 7, 2023, against Valparaiso

SINGLE GAME CAREER HIGHS

Innings	6.0	Valparaiso (3/3/23)
Strikeouts	11	Valparaiso (3/3/23)
Walks (Low)	0	2x last vs. South Alabama (3/12/24)

MISCELLANEOUS STATS

	2025	CAREER GAMES
5+ Strikeouts	--	5
10+ Strikeouts	--	1
2 or Fewer Hits Allowed	--	7
Longest Scoreless Innings Stretch	--	8.0
Wins in a Row*	--	2

\*no decisions do not break a streak

\*\*designates as current

PASSEAU'S GAME-BY-GAME PITCHING STATS

DATE	OPP	GS	IP	H	R	ER	BB	SO	2B	3B	HR	WP	BK	HBP	W/L	SV	ERA
TOTALS			0.0	0	0	0	0	0	0	0	0	0	0	0	-/-	0	0.00

CAREER PITCHING STATS

YEAR	ERA	W-L	APP	GS	CG	SHO	SV	IP	H	R	ER	BB	SO	BF	B/AVG	WP	HBP
2023	3.08	2-1	7	5	0	0	0	26.1	13	12	9	28	43	122	.146	4	3
2024	3.38	0-0	3	2	0	0	0	8.0	7	4	3	1	12	32	.233	1	1
2025																	
TOTAL	3.15	2-1	10	7	0	0	0	34.1	20	16	12	29	55	154	.168	5	4

26 CHASE HUNGATE

RHP | L/R | SR. | 6-1 | 175  
ABINGDON, VA. / VIRGINIA

QUICK HITS

- Was named to the NCBWA Stopper of the Year Watch List
- Was part of the 2024 Virginia baseball team to go to Omaha

SINGLE GAME CAREER HIGHS

Innings	5.0	Georgia Tech (4/20/24)*
Strikeouts	5	4x last Florida St. (3/24/23)*
Walks (Low)	0	45x last Florida (4/18/25)

\*Career-highs from UVA

MISCELLANEOUS STATS

	2025	CAREER GAMES
5+ Strikeouts	--	4
10+ Strikeouts	--	--
2 or Fewer Hits Allowed	11	58
Longest Scoreless Innings Stretch	4.2	4.2
Wins in a Row*	--	2

\*no decisions do not break a streak

\*\*designates as current

HUNGATE'S GAME-BY-GAME PITCHING STATS

DATE	OPP	GS	IP	H	R	ER	BB	SO	2B	3B	HR	WP	BK	HBP	W/L	SV	ERA
2/14	Manhattan	1.0	1	0	0	0	1	0	0	0	0	0	0	0	-/-	0	0.00
2/18	at Southern Miss	1.0	0	0	0	0	0	0	0	0	0	0	0	0	-/-	0	0.00
2/21	Missouri State	1.0	1	0	0	0	1	0	0	0	0	0	1	0	-/-	0	0.00
2/23	Missouri State	0.2	0	0	0	0	0	0	0	0	0	0	0	0	-/-	1	0.00
2/28	Rice	0.2	1	0	0	0	2	0	0	0	0	0	0	0	-/-	1	0.00
3/5	Southern Miss	2.1	2	0	0	0	1	0	0	0	0	0	0	0	1/-	0	0.00
3/11	Old Dominion	2.0	1	0	0	0	1	0	0	0	0	0	0	0	-/-	0	0.00
3/14	Texas	0.1	4	3	3	0	0	0	0	1	0	0	0	0	-/1	0	81.00
3/16	Texas	0.1	0	0	0	0	0	0	0	0	0	0	0	0	-/-	0	0.00
3/22	at Oklahoma	2.1	2	1	1	2	2	0	0	0	0	0	0	0	-/-	0	3.86
3/27	at LSU	3.1	1	1	1	1	1	0	0	0	0	0	0	0	-/-	0	2.70
4/5	South Carolina	4.2	0	0	0	1	4	0	0	0	0	0	0	0	1/-	0	0.00
4/13	at Alabama	1.2	1	1	0	0	3	0	0	0	1	0	0	0	-/-	0	0.00
4/18	Florida	1.0	3	2	2	0	1	1	0	1	0	0	0	0	-/-	0	18.00
TOTALS		22.1	17	8	7	4	17	1	0	2	1	0	1	0	2/1	2	2.82

CAREER PITCHING STATS

YEAR	ERA	W-L	APP	GS	CG	SHO	SV	IP	H	R	ER	BB	SO	BF	B/AVG	WP	HBP
2022*	3.57	6-4	22	0	0	0	0	63.0	62	38	25	14	46	278	.245	4	7
2023*	5.76	3-0	16	0	0	0	0	25.0	28	17	16	4	21	109	.283	0	4
2024*	3.74	7-2	30	0	0	0	2	53.0	49	22	22	13	37	221	.251	1	7
2025	2.82	2-1	14	0	0	0	2	22.1	17	8	7	4	17	87	.218	1	1
TOTAL	3.80	18-7	82	0	0	0	4	164.1	156	85	70	33	128	695	.249	6	19

\*Statistics from VCU



PITCHING STAFF PROFILES

27 GAVIN BLACK

RHP | L/R | JR. | 6-0 | 195  
BOGART, GA. / NW FLORIDA STATE COLLEGE

QUICK HITS

-Punched out season-high four vs. Alabama (5/3/24)

SINGLE GAME CAREER HIGHS

Innings	2	Alabama (5/3/24)
Strikeouts	4	Alabama (5/3/24)
Walks (Low)	0	7x last at Virginia (6/2/24)

MISCELLANEOUS STATS

	2025	CAREER GAMES
5+ Strikeouts	--	3
10+ Strikeouts	--	--
2 or Fewer Hits Allowed	1	26
Longest Scoreless Innings Stretch	1.0	5.0
Wins in a Row*	--	--

\*no decisions do not break a streak

\*\*designates as current

\*Statistics from NW Florida State College

BLACK'S GAME-BY-GAME PITCHING STATS

DATE	OPP	GS	IP	H	R	ER	BB	SO	2B	3B	HR	WP	BK	HBP	W/L	SV	ERA
2/25	Troy		1.0	1	0	0	1	2	0	0	0	0	0	0	-/-	0	0.00
TOTALS			1.0	1	0	0	1	2	0	0	0	0	0	0	-/-	0	0.00

CAREER PITCHING STATS

YEAR	ERA	W-L	APP	GS	CG	SHO	SV	IP	H	R	ER	BB	SO	BF	B/AVG	WP	HBP
2024	5.93	0-0	12	0	0	0	0	13.2	13	10	9	8	22	64	.250	1	2
2025	0.00	0-0	1	0	0	0	0	1.0	1	0	0	1	2	5	.250	0	0
TOTAL	5.52	0-0	13	0	0	0	0	14.2	14	10	9	9	24	69	.250	1	2

28 RYAN MCPHERSON

RHP | R/R | FR. | 6-3 | 205  
HOLLYWOOD, FLA. / NORTH BROWARD PREP

QUICK HITS

- Named to the 2023 Rawlings-Perfect Games First Team Preseason All-American
- Member of Team USA 15u in 2021
- Made his first appearance with Mississippi State against Manhattan on February 16, 2025
- Got his first career win against Missouri State on February 22, 2025

SINGLE GAME CAREER HIGHS

Innings	4.0	2x last at UAB (4/8/25)
Strikeouts	8	at Memphis (4/1/25))
Walks (Low)	0	9x last vs Ole Miss (4/22/25)

MISCELLANEOUS STATS

	2025	CAREER GAMES
5+ Strikeouts	2	2
10+ Strikeouts	--	--
2 or Fewer Hits Allowed	11	11
Longest Scoreless Innings Stretch	4.0	4.0
Wins in a Row*	3	3

\*no decisions do not break a streak

\*\*designates as current

MCPHERSON'S GAME-BY-GAME PITCHING STATS

DATE	OPP	GS	IP	H	R	ER	BB	SO	2B	3B	HR	WP	BK	HBP	W/L	SV	ERA
2/16	Manhattan		2.0	1	1	1	0	3	0	0	1	0	0	0	-/-	0	4.50
2/23	Missouri State		3.0	1	0	0	3	4	0	0	0	0	0	0	1/-	0	0.00
3/1	Arizona		3.0	3	1	1	0	6	1	0	0	1	0	0	-/-	0	3.00
3/8	Queens		1.0	0	0	0	0	0	0	0	0	0	0	0	-/-	0	0.00
3/12	Nicholls		2.0	0	0	0	0	4	0	0	0	0	0	1	-/-	1	0.00
3/16	Texas		0.1	2	1	1	0	1	0	0	0	0	0	0	-/-	0	27.00
3/22	at Oklahoma		0.1	1	0	0	1	0	0	0	0	0	0	0	-/-	0	0.00
3/27	at LSU		1.0	2	3	3	2	1	0	0	1	0	0	0	-/-	0	27.00
4/1	at Memphis		4.0	1	0	0	0	8	0	0	0	0	0	0	1/-	0	0.00
4/8	at UAB		4.0	1	1	0	2	5	1	0	0	1	0	0	1/-	0	0.00
4/15	Southern		2.0	1	1	1	0	4	0	0	1	0	0	0	1/-	0	4.50
4/19	Florida		1.1	1	2	0	0	2	0	0	0	0	0	0	-/-	0	0.00
4/22	vs Ole Miss		3.1	5	2	2	0	6	0	0	1	1	0	0	-/-	0	5.40
TOTALS			27.1	19	12	9	8	44	2	0	4	3	0	1	4/-	1	2.96

CAREER PITCHING STATS

YEAR	ERA	W-L	APP	GS	CG	SHO	SV	IP	H	R	ER	BB	SO	BF	B/AVG	WP	HBP
2025	2.96	4-0	13	1	0	0	1	27.1	19	12	9	8	44	114	.184	3	1
TOTAL	2.96	4-0	13	1	0	0	1	27.1	19	12	9	8	44	114	.184	3	1





PITCHING STAFF PROFILES

29 NATE WILLIAMS

RHP | R/R | SR. | 6-3 | 230  
ACWORTH, GA. / FLORENCE DARLINGTON CC

QUICK HITS

- Came to Mississippi State from Florence Darlington CC
- Made his first appearance with the Bulldogs on February 16, 2025 against Manhattan

SINGLE GAME CAREER HIGHS

Innings	3.1	Alabama (4/13/25)
Strikeouts	5	2x last Texas (3/16/25)
Walks (Low)	0	10x last Florida (4/20/25)

MISCELLANEOUS STATS

	2025	CAREER GAMES
5+ Strikeouts	1	1
10+ Strikeouts	--	--
2 or Fewer Hits Allowed	13	13
Longest Scoreless Innings Stretch	2.0	2.0
Wins in a Row*	--	--

\*no decisions do not break a streak

\*\*designates as current

WILLIAMS'S GAME-BY-GAME PITCHING STATS

DATE	OPP	GS	IP	H	R	ER	BB	SO	2B	3B	HR	WP	BK	HBP	W/L	SV	ERA
2/16	Manhattan	1.0	0	0	0	1	3	0	0	0	0	0	0	0	-/-	0	0.00
2/22	Missouri State	1.0	0	0	0	0	2	0	0	0	0	0	0	0	-/-	0	0.00
3/1	Arizona	1.0	0	0	0	0	2	0	0	0	0	0	0	0	-/-	0	0.00
3/7	Queens	2.0	2	0	0	0	5	0	0	0	0	0	0	0	-/-	0	0.00
3/11	Old Dominion	1.0	0	0	0	0	3	0	0	0	0	0	0	0	-/-	0	0.00
3/16	Texas	2.0	2	2	2	0	5	0	0	1	0	0	0	0	-/1	0	9.00
3/22	at Oklahoma	1.1	2	2	2	0	3	0	0	1	1	0	0	0	-/1	0	13.50
3/25	Samford	1.0	0	0	0	0	3	0	0	0	0	0	0	0	-/-	0	0.00
3/27	at LSU	0.2	0	0	0	0	2	0	0	0	2	0	0	0	-/-	0	0.00
3/29	at LSU	1.2	0	1	0	1	3	0	0	0	0	0	0	0	-/-	0	0.00
4/8	at UAB	2.0	1	0	0	0	4	0	0	0	0	0	0	0	-/-	0	0.00
4/13	at Alabama	3.1	0	0	0	1	4	0	0	0	0	0	0	0	1/-	0	0.00
4/19	Florida	0.0	3	6	6	2	1	2	0	0	1	0	0	0	-/1	0	99.00
4/20	Florida	0.2	1	1	1	0	2	0	0	1	1	0	1	0	-/-	0	13.50
TOTALS		18.2	11	12	11	5	42	2	0	3	5	0	1	1/3	0	5.30	

CAREER PITCHING STATS

YEAR	ERA	W-L	APP	GS	CG	SHO	SV	IP	H	R	ER	BB	SO	BF	B/AVG	WP	HBP
2023								--DNP--									
2024								--DNP--									
2025	5.30	1-3	14	0	0	0	0	18.2	11	12	11	5	42	76	.159	5	1
TOTAL	5.30	1-3	14	0	0	0	0	18.2	11	12	11	5	42	76	.159	5	1

30 JACOB PRUITT

RHP | R/R | JR. | 6-1 | 185  
YORKTOWN, IND. / INDIANA STATE

QUICK HITS

- Struck out nine against Troy, his most since March 4, 2024 when he had 11 against Southern Miss.
- Made his MSU debut on Feb. 14 against Manhattan

SINGLE GAME CAREER HIGHS

Innings	6	vs UConn (2/17/24)^
Strikeouts	11	2x last at Southern Miss (3/1/24)^
Walks (Low)	0	10x last Troy (3/25/25)

\*Career-highs from Indiana State

MISCELLANEOUS STATS

	2025	CAREER GAMES
5+ Strikeouts	1	4
10+ Strikeouts	--	2
2 or Fewer Hits Allowed	4	9
Longest Scoreless Innings Stretch	2.0	6.0
Wins in a Row*	--	2

\*no decisions do not break a streak

\*\*designates as current

PRUITT'S GAME-BY-GAME PITCHING STATS

DATE	OPP	GS	IP	H	R	ER	BB	SO	2B	3B	HR	WP	BK	HBP	W/L	SV	ERA
2/14	Manhattan	1.0	2	3	3	2	1	1	0	0	0	0	0	1	-/-	0	27.00
2/25	Troy	*	4.0	1	1	1	0	9	0	0	1	0	0	0	-/-	0	2.25
3/5	Southern Miss	*	3.2	3	3	2	3	2	1	0	0	0	0	0	-/-	0	4.91
3/23	at Oklahoma	2.0	2	1	1	1	1	0	0	0	0	0	0	1	-/-	0	4.50
4/1	at Memphis	1.0	3	3	3	1	0	0	0	0	0	0	0	0	-/-	0	27.00
4/15	Southern	1.2	0	0	0	1	0	0	0	0	0	0	0	0	-/-	0	0.00
4/22	vs Ole Miss	1.2	3	3	2	2	3	0	1	1	0	0	1	0	-/-	0	10.80
TOTALS		15.0	14	14	12	10	16	2	1	2	0	0	3	-/1	0	7.20	

CAREER PITCHING STATS

YEAR	ERA	W-L	APP	GS	CG	SHO	SV	IP	H	R	ER	BB	SO	BF	B/AVG	WP	HBP
2023*	7.17	2-1	14	1	0	0	0	21.1	26	17	17	10	25	101	.257	3	2
2024*	3.02	3-2	13	5	0	0	1	41.2	36	17	14	23	57	185	.232	0	6
2025	7.20	0-0	7	2	0	0	0	15.0	14	14	12	10	16	74	.233	0	3
TOTAL	5.80	5-3	34	8	0	0	1	78.0	76	48	43	43	98	360	.240	3	11

\*Statistics from Indiana State



PITCHING STAFF PROFILES

31 KARSON LIGON

RHP | R/R | SR. | 6-1 | 210  
SARASOTA, FLA. / MIAMI (Fla.)

QUICK HITS

- 2023 ACC Pitched of the Week (4/3)
- 2022 ACC All-Freshman Team at Miami (Fla.)
- Struck out a single game career-high with nine against Queens on March 9, 2025

SINGLE GAME CAREER HIGHS

Innings	8.0	Florida State (3/31/23)*
Strikeouts	9	Queens (3/9/25)
Walks (Low)	0	11x last at LSU (3/16/25)

\*Career-highs from Miami

MISCELLANEOUS STATS

	2025	CAREER GAMES
5+ Strikeouts	4	15
10+ Strikeouts	--	16
2 or Fewer Hits Allowed	4	20
Longest Scoreless Innings Stretch	6.0	7.0*
Wins in a Row*	--	2*

\*no decisions do not break a streak

\*\*designates as current

LIGON'S GAME-BY-GAME PITCHING STATS

DATE	OPP	GS	IP	H	R	ER	BB	SO	2B	3B	HR	WP	BK	HBP	W/L	SV	ERA
2/14	Manhattan	*	4.0	4	1	1	0	8	1	0	0	1	0	0	1/-	0	2.25
2/22	Missouri State	*	3.0	2	1	0	3	3	1	0	0	0	0	1	-/-	0	0.00
3/1	Arizona	*	2.0	4	5	4	1	3	0	0	1	1	0	2	-/1	0	18.00
3/9	Queens	*	5.0	2	0	0	2	9	0	0	0	0	0	0	1/-	0	0.00
3/16	Texas	*	3.2	4	2	2	0	4	1	0	1	1	0	1	-/1	0	4.91
3/23	at Oklahoma	*	5.0	4	5	5	3	5	1	0	1	0	0	0	-/1	0	9.00
3/29	at LSU	*	0.2	7	8	7	0	0	1	0	1	0	0	1	-/1	0	94.50
4/6	South Carolina	*	6.0	1	0	0	1	8	0	0	0	0	0	1	1/-	0	0.00
4/13	at Alabama	*	4.0	1	1	0	2	3	1	0	0	1	0	0	-/-	0	0.00
4/20	Florida	*	5.0	8	5	5	2	4	1	1	2	1	0	1	-/-	0	9.00
TOTALS			38.1	37	28	24	14	47	7	1	6	5	0	7	3/4	0	5.63

CAREER PITCHING STATS

YEAR	ERA	W-L	APP	GS	CG	SHO	SV	IP	H	R	ER	BB	SO	BF	B/AVG	WP	HBP
2022*	4.90	6-6	16	15	0	0	0	75.1	82	47	41	32	67	346	.264	5	10
2023*	4.80	3-2	10	10	0	2	0	50.2	44	30	27	20	37	222	.237	2	9
2024	4.56	1-0	15	2	0	0	0	23.2	17	16	12	21	21	113	.202	5	7
2025	5.63	4-4	10	10	0	0	0	38.1	37	28	24	14	47	170	.252	5	7
TOTAL	4.97	14-12	51	37	0	2	0	188.0	180	121	104	87	172	851	.238	17	33

42 JACK GLEASON

RHP | R/R | FR. | 6-1 | 180  
GERMANTOWN, TENN. / BRIARCREST CHRISTIAN HS

QUICK HITS

- Earned First Team All-State, First Team All-Metro and First Team All-Region honors in his senior year
- Held opponents to a .097 batting average in his senior season

SINGLE GAME CAREER HIGHS

Innings	--	--
Strikeouts	--	--
Walks (Low)	--	--

MISCELLANEOUS STATS

	2025	CAREER GAMES
5+ Strikeouts	--	--
10+ Strikeouts	--	--
2 or Fewer Hits Allowed	--	--
Longest Scoreless Innings Stretch	--	--
Wins in a Row*	--	--

\*no decisions do not break a streak

\*\*designates as current

GLEASON'S GAME-BY-GAME PITCHING STATS

DATE	OPP	GS	IP	H	R	ER	BB	SO	2B	3B	HR	WP	BK	HBP	W/L	SV	ERA
TOTALS			0.0	0	0	0	0	0	0	0	0	0	0	0	-/-	0	0.00

CAREER PITCHING STATS

YEAR	ERA	W-L	APP	GS	CG	SHO	SV	IP	H	R	ER	BB	SO	BF	B/AVG	WP	HBP
2025																	
TOTAL	0.00	0-0	0	0	0	0	0	0.0	0	0	0	0	0	0	.000	0	0

## PITCHING STAFF PROFILES

# 45 DANE BURNS

LHP | R/L | FR. | 6-5 | 215  
CELINA, TEXAS / PROSPER HS

### QUICK HITS

- Drafted by the Kansas City Royals in the 17th round of the 2024 MLB Draft
- His father, Chris, was drafted in the 1992 NHL Draft by the San Jose Sharks (9th Round) as a goalie
- Made his first appearance with the Bulldogs
- Got his first career-win against Missouri State on Feb. 21, 2025

### SINGLE GAME CAREER HIGHS

Innings	2.0	Arizona (3/1/25)
Strikeouts	4	Arizona (3/1/25)
Walks (Low)	0	4x last Southern (4/15/25)

### MISCELLANEOUS STATS

	2025	CAREER GAMES
5+ Strikeouts	--	--
10+ Strikeouts	--	--
2 or Fewer Hits Allowed	6	6
Longest Scoreless Innings Stretch	2.0	2.0
Wins in a Row*	--	--

\*no decisions do not break a streak

\*\*designates as current

### BURNS'S GAME-BY-GAME PITCHING STATS

DATE	OPP	GS	IP	H	R	ER	BB	SO	2B	3B	HR	WP	BK	HBP	W/L	SV	ERA
2/16	Manhattan	1.0	1	0	0	0	2	0	0	0	0	0	0	0	-/-	0	0.00
2/21	Missouri State	0.2	0	0	0	1	1	0	0	0	1	0	0	0	1/-	0	0.00
3/1	Arizona	2.0	1	0	0	0	4	0	0	0	0	0	0	0	-/-	0	0.00
3/9	Queens	1.0	0	0	0	1	0	0	0	0	0	0	0	0	-/-	0	0.00
3/11	Old Dominion	0.1	2	3	3	1	1	0	0	0	0	1	0	1	-/-	0	81.00
3/16	Texas	0.0	0	0	0	2	0	0	0	0	0	0	0	0	-/-	0	0.00
3/23	at Oklahoma	1.0	1	1	1	1	2	1	0	0	0	0	0	0	-/-	0	9.00
3/25	Samford	1.2	0	0	0	0	3	0	0	0	0	0	0	0	-/-	0	0.00
3/27	at LSU	0.0	2	2	2	1	0	0	0	0	1	0	0	0	-/1	0	99.00
4/15	Southern	1.0	0	0	0	0	1	0	0	0	0	0	0	0	-/-	0	0.00
TOTALS		8.2	7	6	6	7	14	1	0	1	2	0	1	1/1	0	6.23	

### CAREER PITCHING STATS

YEAR	ERA	W-L	APP	GS	CG	SHO	SV	IP	H	R	ER	BB	SO	BF	B/AVG	WP	HBP
2025	6.23	1-1	10	0	0	0	0	8.2	7	6	6	7	14	41	.219	2	1
TOTAL	6.23	1-1	10	0	0	0	0	8.2	7	6	6	7	14	41	.219	2	1

# 47 JT SCHNOOR

RHP | R/R | JR. | 6-4 | 215  
PASCAGOULA, MISS. / PEARL RIVER CC

### QUICK HITS

- Named Second Team All-MACCC\*
- Pitched 71.2 innings to rank second on the team\*
- His 12 wins were most among the pitching staff\*
- Pitched two complete games as a sophomore\*
- Made his first start with the Bulldogs on February 25, 2025

### SINGLE GAME CAREER HIGHS

Innings	0.1	Troy (2/25/25)
Strikeouts	1	Troy (2/25/25)
Walks (Low)	1	Troy (2/25/25)

### MISCELLANEOUS STATS

	2025	CAREER GAMES
5+ Strikeouts	--	--
10+ Strikeouts	--	--
2 or Fewer Hits Allowed	--	--
Longest Scoreless Innings Stretch	--	--
Wins in a Row*	--	--

\*no decisions do not break a streak

\*\*designates as current

### SCHNOOR'S GAME-BY-GAME PITCHING STATS

DATE	OPP	GS	IP	H	R	ER	BB	SO	2B	3B	HR	WP	BK	HBP	W/L	SV	ERA
2/25	Troy	0.1	4	4	3	1	1	0	0	1	0	0	0	0	-/-	0	81.00
TOTALS		0.1	4	4	3	1	1	0	0	1	0	0	0	0	-/-	0	81.00

### CAREER PITCHING STATS

YEAR	ERA	W-L	APP	GS	CG	SHO	SV	IP	H	R	ER	BB	SO	BF	B/AVG	WP	HBP
2025	81.00	0-0	1	0	0	0	0	0.1	4	4	3	1	1	6	0.666	0	0
TOTAL	81.00	0-0	1	0	0	0	0	0.1	4	4	3	1	1	6	0.666	0	0



48 KEVIN MANNELL

RHP | R/R | JR. | 6-4 | 210  
TOPEKA, KAN. / KANSAS STATE

QUICK HITS

- His 0.86 WHIP and 10.99 strikeout per nine-innings ratio ranked second in the KJCCC
- Named First-Team All-NJCAA Region VI, All-KJCCC West Division Pitcher of the Year and First Team All-KJCCC West Starting Pitcher
- Second player to earn KJCCC West Pitcher of the Year and NJCAA All-American honors at Cloud County CC\*
- Pitched 75.1 innings to rank sixth in the NJCAA in 2024
- He pitched his first game with Mississippi State on March 2, 2025 against Oklahoma State.

SINGLE GAME CAREER HIGHS

Innings	2.1	Samford (3/25/25)
Strikeouts	6	Jackson State (3/18/25)
Walks (Low)	0	3x last Southern (4/15/25)

MISCELLANEOUS STATS

	2025	CAREER GAMES
5+ Strikeouts	1	1
10+ Strikeouts	--	--
2 or Fewer Hits Allowed	7	7
Longest Scoreless Innings Stretch	2.0	2.0
Wins in a Row*	2	2

\*no decisions do not break a streak  
\*\*designates as current

MANNELL'S GAME-BY-GAME PITCHING STATS

DATE	OPP	GS	IP	H	R	ER	BB	SO	2B	3B	HR	WP	BK	HBP	W/L	SV	ERA
3/2	at Oklahoma State	1.2	0	0	0	0	1	0	0	0	0	0	0	1	-/-	0	0.00
3/9	Queens	2.0	2	1	1	1	2	0	1	0	1	0	0	0	-/-	0	4.50
3/12	Nicholls	1.2	0	0	0	1	1	0	0	0	0	0	0	1	-/-	0	0.00
3/18	Jackson State	2.0	1	0	0	0	6	0	0	0	0	0	0	0	1/-	0	0.00
3/25	Samford	2.1	2	1	0	1	2	0	0	0	0	0	0	1	1/-	0	0.00
4/15	Southern	0.1	0	0	0	0	1	0	0	0	0	0	0	0	-/-	0	0.00
4/18	Florida	2.0	2	3	3	1	2	0	0	1	0	0	0	0	-/-	0	13.50

TOTALS	12.0	7	5	4	4	15	0	1	1	2	0	3	2/-	0	3.00
--------	------	---	---	---	---	----	---	---	---	---	---	---	-----	---	------

CAREER PITCHING STATS

YEAR	ERA	W-L	APP	GS	CG	SHO	SV	IP	H	R	ER	BB	SO	BF	B/AVG	WP	HBP
2022^									--DNP--								
2023^									--DNP--								
2025	3.00	2-0	7	0	0	0	0	12.0	7	5	4	4	15	47	.179	1	3
TOTAL	3.00	2-0	7	0	0	0	0	12.0	7	5	4	4	15	47	.179	1	3

^Statistics from Kansas State