



MISSISSIPPI STATE BASEBALL

2021 NATIONAL CHAMPIONS

135 Seasons | 40 NCAA Tournament Appearances | 12 College World Series Appearances | 20 MLB First-Round Draft Picks

2025 SCHEDULE & RESULTS

MISSISSIPPI STATE BY THE NUMBERS

Overall Record	34-21
SEC Record	15-15
at Dudy Noble Field	22-8
Road Games	9-9
Neutral Site Games	3-4
Streak	L1
Last 10 Games	8-2

February (7-2)

	TV	TIME
14 MANHATTAN (G1)	SECN+	W, 17-3 (7)
14 MANHATTAN (G2)	SECN+	W, 13-1 (7)
16 MANHATTAN	SECN+	W, 5-1
18 at Southern Miss	ESPN+	L, 3-0
21 MISSOURI STATE	SECN+	W, 3-1
22 MISSOURI STATE	SECN+	W, 9-3
23 MISSOURI STATE	SECN+	W, 6-4
25 #21 TROY	SECN+	L, 6-5
28 vs. Rice (3)	ASTROS.COM	W, 14-3 (7)

March (9-10)

1 vs. Arizona (3)	ASTROS.COM	L, 6-5
2 vs. Oklahoma State (3)	ASTROS.COM	L, 9-7
5 #20 SOUTHERN MISS	SECN+	W, 18-3 (7)
7 QUEENS	SECN+	W, 9-3
8 QUEENS	SECN+	W, 10-2
9 QUEENS	SECN+	W, 9-3
11 vs. Old Dominion (2)	SECN+	W, 9-4
12 vs. Nicholls (2)	SECN+	W, 2-1
14 #11 TEXAS*	SECN+	L, 8-7
16 #11 TEXAS*(G2)	SECN	L, 5-3 (7)
16 #11 TEXAS*(G3)	SECN+	L, 4-1 (7)
18 JACKSON STATE	SECN+	W, 16-3 (7)
21 at #10 Oklahoma*	SECN+	W, 2-1
22 at #10 Oklahoma*	SECN+	L, 13-11
23 at #10 Oklahoma*	SECN+	L, 7-3
25 SAMFORD	SECN+	W, 6-1
27 at #8 LSU*	SECN	L, 8-6
28 at #8 LSU*	SECN+	L, 2-1
29 at #8 LSU*	SECN+	L, 17-8

April (10-7)

1 at Memphis	ESPN+	W, 5-3
4 SOUTH CAROLINA*	SECN+	L, 7-3
5 SOUTH CAROLINA*	SECN+	W, 11-4
6 SOUTH CAROLINA*	SECN+	W, 6-0
8 at UAB	ESPN+	W, 8-3
11 at #12 Alabama*	SECN+	W, 13-3 (8)
12 at #12 Alabama*	SECN+	L, 4-1
13 at #12 Alabama*	SECN+	W, 4-2
15 SOUTHERN	SECN+	W, 16-2 (7)
18 FLORIDA*	SECN	L, 13-3 (8)
19 FLORIDA*	ESPN	L, 11-8
20 FLORIDA*	ESPN2	W, 14-8
22 vs. #23 Ole Miss (1)	SECN+	L, 8-7 (10)
25 at #11 Auburn*	SECN+	L, 6-5
26 at #11 Auburn*	SECN+	W, 12-7
27 at #11 Auburn*	SECN+	L, 14-8
29 MEMPHIS	SECN+	W, 18-5 (7)

May (8-2)

3 KENTUCKY*(G1)	SECN+	W, 14-4 (7)
3 KENTUCKY*(G2)	SECN+	W, 6-5 (11)
4 KENTUCKY*	SECN	W, 6-1
9 #24 OLE MISS*(G1)	SECN	L, 10-4
9 #24 OLE MISS*(G2)	SECN+	W, 4-1
10 #24 OLE MISS*	SECN+	W, 6-5
13 NORTH ALABAMA	SECN+	CANCELED
15 at Missouri*	SECN+	W, 25-7
16 at Missouri*	SECN+	W, 13-3 (7)
17 at Missouri*	SECN+	W, 12-1 (7)

SEC Tournament		
20 vs. Texas A&M(4)	SECN	8 p.m.

NCAA Tournament		
30 vs. #19 Northeastern(5)	ESPN+	6:30 p.m.
31 vs. #7 Florida State/Bethune-Cookman	TBA	TBA

All times central and subject to change

HOME GAMES IN BOLD CAPS | * - Southeastern Conference game

(1) - Trustmark Park; Pearl, Miss. | (2) - Keesler Federal Park; Biloxi, Miss.

(3) - Daikin Park; Houston | (4) Hoover Met; Hoover, Ala. | (5) Dick Howser Field; Tallahassee, Fla.

MAY 30-JUNE 2 | TALLAHASSEE REGIONAL | TALLAHASSEE, FLA. | DICK HOWSER FIELD

FLORIDA STATE SEMINOLES

Record.....	38-14 (17-10 ACC)
Rankings.....	BA - 9, D1 - 7, NCBWA - 8,
.....	Perfect Game - 11, USA Today - 8
Interim Head Coach.....	Link Jarrett
Career Record.....	411-260 (13th Season)
Record at FSU.....	110-62 (3rd Season)

MISSISSIPPI STATE BULLDOGS

Record.....	34-21 (15-15 SEC)
Rankings.....	BA - NR, D1 - NR, NCBWA - NR,
.....	Perfect Game - NR, USA Today - NR
Interim Head Coach.....	Justin Parker
Career Record.....	9-2 (1st Season)
Record at MSU.....	9-2 (2nd Season)

NORTHEASTERN HUSKIES

Record.....	48-9 (25-2 CAA)
Rankings.....	BA - 24, D1 - 19, NCBWA - 18,
.....	Perfect Game - 21, USA Today - 21
Head Coach.....	Mike Glavine
Career Record.....	356-220-1 (11th year)
Record at NU.....	356-220-1 (11th year)

BETHUNE-COOKMAN WILDCATS

Record.....	37-21 (24-5 SWAC)
Rankings.....	BA - NR, D1 - NR, NCBWA - NR,
.....	Perfect Game - NR, USA Today - NR
Head Coach.....	Jonathan Hernandez
Career Record.....	152-157 (6h year)
Record at BCU.....	152-157 (6h year)

MATCHUPS AT A GLANCE

MSU	NU	OFFENSE	FSU	BCU	MSU	NU	PITCHING/DEF.	FSU	BCU
.307	.290	Batting.....	.314	.307	4.44	2.92	ERA.....	4.79	5.29
.537	.476	Slugging.....	.530	.529	461.2	497.0	IP.....	443.2	488.1
0	.391	On-Base Pct.....	.406	.424	0	4	CGs.....	2	4
119	101	Doubles.....	93	127	10	22	Saves.....	12	8
6	10	Triples.....	7	21	605	468	Ks.....	532	465
97	76	Home Runs.....	93	84	.228	.210	OBA.....	.234	.270
236	256	Walks.....	228	275	.972	.980	Fielding Pct.....	.979	.960
42-50	192-236	SB-SBA.....	60-75	128-159	25	33	Double Plays.....	43	40

PROBABLE PITCHERS

FRI: MSU - RHP Ben Davis (Jr., 3-2, 3.96 ERA) vs. NU - LHP Will Jones (Gr., 11-0, 1.82 ERA)

SAT: TBA

GAME COVERAGE

Date	TV/Stream	Play-by-Play	Analyst	Radio	PxP/Analyst
May 29	ESPN+	Lowell Galindo	Devon Travis	100.9 FM/MSU App	Neil Price/Jay Powell
May 30	TBA	Lowell Galindo	Devon Travis	100.9 FM/MSU App	Neil Price/Jay Powell

Live Stats - MSU.STATBROADCAST.COM

X- @HailStateBB | #HailState

SERIES HISTORY

Series History vs. FSU	Tied 7-7	Last 5 Meetings	
MSU Streak	W3	6/2/18 (Tallahassee, Fla.)	W, 3-2
First Meeting	1964	6/3/07 (Tallahassee, Fla.)	W, 9-4
Last Meeting	2018	6/2/07 (Tallahassee, Fla.)	W, 3-0
Last MSU Win	2018	3/1/92 (Minneapolis, Minn.)	L, 5-1
Last FSU Win	1992	5/28/90 (Starkville)	W, 4-3

*MSU has never played Northeastern or Bethune-Cookman

NUMBERS TO KNOW

5

This marks the fifth time Mississippi State has played in the Tallahassee Regional. The Bulldogs won it in their last trip in 2018 and ended up in the College World Series.

97

The Diamond Dawgs have hit 97 home runs this season. That mark matches the 1998 MSU squad for the most in school history.

69

Hunter Hines leads all active Division I players with 69 career home runs. Hines broke Rafael Palmeiro's previous school record of 67.



PROGRAM QUICK FACTS

School Information

Location	Starkville, Mississippi
Founded	1878
Enrollment	23,150
President	Dr. Mark E. Keenum
Faculty Representative	Dr. Brent Fountain
Director of Athletics	Zac Selmon
Twitter	@ZacSelmon
Affiliation	NCAA Division I
Conference	Southeastern
Nickname	Bulldogs
Colors	Maroon and White

Stadium

Name	Dudy Noble Field, Polk-DeMent Stadium
Capacity	15,000+
Field Dimensions	Left-330, Left Center-385, Center-400, Right Center-380, Right-305

Team Information

2024 Overall Record (SEC)	40-23 (17-13)
2024 Home / Away / Neutral	25-9 / 8-11 / 7-3
2024 Postseason	NCAA Regional
Lettermen Returning/Lost	16/17
Position Starters Returning/Lost	3/6
Pitchers Returning/Lost	7/13
2025 Newcomers	21 (9 Freshmen, 12 Transfers)

Program Information

First Year of Baseball	1885 (135th season)
First Year in SEC	1933 (Charter Member)
All-Time Record (Win %)	2,878-1,697-29 (.628)
All-Time SEC Record (Win %)	1,026-902-3 (.532)
SEC Championships (Last)	11 (2016)
SEC Tournament Championships (Last)	7 (2012)
NCAA Tournaments (Last)	40 (2024)
NCAA Super Regionals (Last)	10 (2021)
College World Series (Last)	12 (2021)
National Championship (Last)	1 (2021)

MEDIA INFORMATION

BASEBALL MEDIA PORTAL

Mississippi State has created an online portal for media members covering the Bulldogs' baseball program. To access the portal, visit hailst.at/BBMedia.

The Baseball Press Box Page of HailState.com will include links to media guides, quick facts, game notes, box scores, recaps, pool photography and team and staff headshots.

PRESS BOX SERVICES

A complete NCAA box score and pertinent game facts are available to members of the working media following each game. Seats will be assigned. A pregame meal will be passed out in the press box approximately one hour prior to each game.

The press box is equipped with high-speed internet and telephone access. It is also set up to accommodate television and team radio/video personnel.

RADIO BROADCASTS

Dudy Noble Field houses radio lines to support home and visitor radio broadcasts. For more information on the phone lines, please contact Logan Lowery in the Communications office.

POSTGAME INTERVIEWS

Requested MSU players, along with interim head coach Justin Parker, will be available for a postgame media session in the Omaha Room approximately 20 minutes after home games. The Mississippi State locker room and team spaces are closed to the media.

MSU PLAYER/COACH AVAILABILITY

Players and coaches will be made available to the media upon request. Those wishing to set up an interview must contact Logan Lowery via phone or email at least 48 hours prior to the desired interview time. On gameday, players and coaches are only available postgame.

In most cases, players will be available for a brief time before or after practices which are typically scheduled on weekday afternoons.

Media members are NOT permitted to contact student-athletes on their own at any time. This includes phone, email, text or through social media platforms. Student-athletes' contact information will not be given out.

PHOTOGRAPHERS / VIDEOGRAPHERS

A limited number of photographers and videographers will be permitted to shoot in the photo wells at each end of home and visiting dugouts. Those wishing to shoot a game must request access at least 48 hours before the game.

To access the SEC's media FTP, contact licensing@xosdigital.com.

CONTACT INFORMATION:

LOGAN LOWERY

Baseball

Office	(662)251-2467
Email	LLOWERY@athletics.msstate.edu
X	@loganlowery



2025 ROSTER

NUMERICAL

#	Name	Pos.	B/T	Ht.	Wt.	Cl./Exp.	Hometown/High School (Previous School)
2	Sawyer Reeves	INF	R/R	6-3	205	Sr./Sr.	Lugoff, S.C. / Lugoff Elgin HS (The Citadel)
3	Ace Reese	INF	L/R	6-4	215	So./So.	Canton, Texas / Canton HS (Houston)
5	Aaron Downs	INF/OF	R/R	6-0	210	Sr./Sr.	Pella, Iowa / Heritage Academy
6	Landis Davila	OF	L/R	6-3	200	Fr./Fr.	Farragut, Tenn. / Farragut HS
7	Reed Stallman	INF	L/R	6-3	220	Sr./Sr.	Robins, Iowa / Alburnett HS (Campbell)
8	Charlie Foster	LHP	R/L	6-3	190	Fr./Fr.	Snellville, Ga. / Brookwood HS
9	Pico Kohn	LHP	L/L	6-4	200	Sr./Jr.	Verbena, Ala. / Chilton County HS
10	Dylan Cupp	INF	R/R	6-0	180	So./So.	Gedartown Ga. / Cedartown HS
11	Duke Stone	RHP	R/R	6-5	225	Fr./Fr.	Uvalda, Ga. / Jeff Davis HS
12	Evan Siary	RHP	R/R	6-1	205	Jr./Jr.	Columbus, Miss. / Starkville Academy
13	Nate Chester	INF	R/R	6-2	190	Sr./Sr.	Kansas City, Mo. / Liberty North HS (John A. Logan CC)
14	Cade O'Leary	RHP	R/R	6-4	190	Fr./Fr.	Knoxville, Tenn. / Farragut HS
15	Luke Dotson	LHP	L/L	6-4	195	So./So.	Marietta Ga. / Mount Paran Christian
16	Braden Booth	INF/RHP	R/R	6-2	200	Fr./Fr.	Madison, Ala. / Bob Jones HS
17	Stone Simmons	RHP	R/R	6-4	235	Gr./Sr.	Houston, Texas / The Kinkaid School (Furman)
18	Noah Sullivan	DH/RHP	R/R	6-1	225	Sr./Jr.	Orlando, Fla. / Dr. Phillips HS (USC Upstate)
19	Robert Fortenberry	LHP	L/L	6-0	220	Jr./Jr.	Frisco, Texas / Wakeland HS (Weatherford CC)
22	Ross Highfill	C	R/R	6-0	200	Jr./So.	Madison, Miss. / Madison Central HS
23	Jackson Owen	C	R/R	5-10	200	Sr./Jr.	Starkville, Miss. / Starkville HS (Northeast Mississippi CC)
25	Bradley Loftin	LHP	L/L	6-3	200	Jr./Jr.	Southaven, Miss./DeSoto Central
26	Chase Hungate	RHP	L/R	6-1	175	Sr./Sr.	Abingdon, Va. / Abingdon HS (Virginia)
27	Gavin Black	RHP	L/R	6-0	195	Jr./Jr.	Bogart, Ga. / North Oconee HS (Northwest Florida State College)
28	Ryan McPherson	RHP	R/R	6-3	205	Fr./Fr.	Hollywood, Fla. / North Broward Prep
29	Nate Williams	RHP	R/R	6-4	250	Sr./Jr.	Acworth, Ga./North Cobb (Florence Darlington CC)
30	Jacob Pruitt	RHP	R/R	6-1	185	Jr./Jr.	Yorktown, Ind. / Yorktown HS (Indiana State)
31	Karson Ligon	RHP	R/R	6-2	205	Sr./Sr.	Sarasota, Fla. / River View HS (Miami (Fla.))
32	Michael O'Brien	OF	L/L	6-0	185	So./So.	River Ridge, La. / John Curtis Christian
34	Gehrig Frei	INF	S/R	6-1	200	Sr./Jr.	Alpharetta, Ga. / South Forsyth HS (North Alabama)
35	Ben Davis	RHP/C	R/R	6-3	215	Jr./Jr.	Booneville, Miss. / Booneville HS (Itawamba CC)
36	Nolan Stevens	INF/OF/LHP	L/L	6-3	210	So./So.	Elk Grove, Calif. / Franklin HS
38	Bryce Chance	OF	R/R	5-10	180	Sr./Jr.	Ridgeland, Miss. / Madison-Ridgeland Academy
42	Jack Gleason	RHP	R/R	6-1	180	Fr./Fr.	Germantown, Tenn. / Briarcrest Christian HS
43	Steven Spalitta	INF/C	L/R	5-10	185	So./So.	Mandeville, La. / Fountain Bleau HS
44	Hunter Hines	INF/OF	L/R	6-3	210	Sr./Sr.	Madison, Miss. / Madison Central HS
45	Dane Burns	LHP	R/L	6-5	220	Fr./Fr.	Celina, Texas / Prosper HS
47	JT Schnoor	RHP	R/R	6-4	215	Jr./Jr.	Pascagoula, Miss. / Resurrection Catholic School (Pearl River CC)
48	Kevin Mannell	RHP	R/R	6-4	210	Jr./Jr.	Topeka, Kan. / Seaman HS (Kansas State / Cloud County CC)
49	Gatlin Sanders	INF/OF	L/R	5-11	175	Jr./Jr.	Madison, Miss. / Madison Central HS (Jones CC)
52	Lukas Buckner	INF	L/R	5-9	170	Fr./Fr.	Knoxville, Tenn. / Farragut HS
55	Joe Powell	C	R/R	5-10	185	Gr./Sr.	Mason, Ohio / Mason HS (Cincinnati)

COACHING / SUPPORT STAFF

Justin Parker - Interim Head Coach (Second Season; Wright State, 2012)

Jake Gautreau - Assistant Coach (Eighth Season; Tulane, 2011)

Kyle Cheesebrough - Assistant Coach (Seventh Season; Louisville, 2010)

Roger Rodeheaver - Director of Operations (Seventh Season; Indiana, 2010)

Blake Loper - Coordinator of Operations (Fourth Season; Mississippi State, 2020)

Bobby Austin - Coordinator of Player Development (Fifth Season; NC State, 2019)

Scott Shipman - Strength and Conditioning Coach (Third Season; Augusta University, 2013)

Jason Wire - Associate Athletic Trainer (15th Season; St. Cloud State, 2006)

ROSTER BREAKDOWN

BY POSITION

RHP – 16 (Black, Booth, Davis, Gleason, Hungate, Ligon, Mannell, McPherson, O'Leary, Pruitt, Schnoor, Siary, Simmons, Stone, Sullivan, Williams)

LHP – 7 (Burns, Dotson, Fortenberry, Foster, Kohn, Loftin, Stevens)

INF – 14 (Booth, Buckner, Chester, Cupp, Downs, Frei, Hines, Reese, Reeves, Sanders, Spalitta, Stallman, Stevens, Sullivan)

OF – 7 (Chance, Davila, Downs, Hines, O'Brien, Sanders, Stevens)

C – 5 (Davis, Highfill, Owen, Powell, Spalitta)

BY CLASS

FRESHMEN – 9 (Booth, Buckner, Burns, Davila, Foster, Gleason, McPherson, O'Leary, Stone)

SOPHOMORES – 6 (Cupp, Dotson, O'Brien, Reese, Spalitta, Stevens)

JUNIORS – 10 (Black, Davis, Fortenberry, Highfill, Loftin, Mannell, Pruitt, Sanders, Schnoor, Siary)

SENIORS – 13 (Chance, Chester, Downs, Frei, Hines, Hungate, Kohn, Ligon, Owen, Reeves, Stallman, Sullivan, Williams)

GRADUATES – 2 (Powell, Simmons)

BY EXPERIENCE

FRESHMEN – 9 (Booth, Buckner, Burns, Davila, Foster, Gleason, McPherson, O'Leary, Stone)

SOPHOMORES – 7 (Cupp, Dotson, Highfill, O'Brien, Reese, Spalitta, Stevens)

JUNIORS – 15 (Black, Chance, Davis, Fortenberry, Frei, Kohn, Loftin, Mannell, Owen, Pruitt, Sanders, Schnoor, Siary, Sullivan, Williams)

SENIORS – 9 (Chester, Downs, Hines, Hungate, Ligon, Powell, Reeves, Simmons, Stallman)

BY STATE

MISSISSIPPI – 9 (Chance, Davis, Highfill, Hines, Loftin, Owen, Sanders, Schnoor, Siary)

GEORGIA – 7 (Black, Cupp, Dotson, Foster, Frei, Stone, Williams)

Tennessee – 4 (Buckner, Davila, Gleason, O'Leary)

TEXAS – 4 (Burns, Fortenberry, Reese, Simmons)

FLORIDA – 3 (Ligon, McPherson, Sullivan)

ALABAMA – 2 (Booth, Kohn)

IOWA – 2 (Downs, Stallman)

LOUISIANA – 2 (O'Brien, Spalitta)

CALIFORNIA – 1 (Stevens)

INDIANA – 1 (Pruitt)

KANSAS – 1 (Mannell)

MISSOURI – 1 (Chester)

OHIO – 1 (Powell)

SOUTH CAROLINA – 1 (Reeves)

VIRGINIA – 1 (Hungate)

PRONUNCIATION GUIDE

Landis Davila	Duh-vi-lah
Gehrig Frei	Fry
Jake Gautreau	Go-TRO (long o)
Pico Kohn	Konn
Karson Ligon	LIG-in
Kevin Mannell	MUH-nell
JT Schnoor	S-newer
Evan Siary	Sea-air-EE
Steven Spalitta	Spuh-lee-tuh



PROJECTED STARTERS

2025 statistics listed | Probable starters based on previous games

Pos.	Name	Elg.	B/T	Ht./Wt.	Avg.	H	HR	RBI	Notes
C	Joe Powell	Sr.	R/R	5-10/185	.275	25	7	33	Former firefighter/EMT trainee has started 29 games at catcher, including 23 starts in SEC play; Raised his average 99 points during conference play.
1B	Hunter Hines	Sr.	L/R	6-3/210	.274	54	15	47	MSU's all-time leader in home runs (69); His homer total is the most among active Division I players; Broke Rafael Palmeiro's HR record.
2B	Gatlin Sanders	Jr.	L/R	5-11/175	.317	40	0	20	Has started 38 of the last 44 games at second base and has a hit in 27 of those starts; Has only committed three errors all season.
SS	Sawyer Reeves	Sr.	R/R	6-3/205	.289	41	3	20	Started 22-straight games at shortstop beginning with the Alabama series; Former Citadel cadet is the only married player on the team.
3B	Ace Reese	So.	R/R	6-3/205	.371	78	21	66	SEC Newcomer of the Year; First Team All-SEC selection; Riding a career-high 22-game hitting streak; Ranks Top 3 in the SEC in seven offensive categories.
LF	Gehrig Frei	Jr.	S/L	6-1/20.0	.357	46	7	16	Has hit three leadoff home runs; Second on team in batting average; Started 23 of last 27 games in LF; Has starts at 1B, 2B, 3B, LF this season.
CF	Bryce Chance	Jr.	R/R	5-10/180	.339	65	4	41	Has started 52 of 55 games; Riding a career-best 18-game hitting streak and has 20 multi-hit games this year; Nickname is "Beans".
RF	Reed Stallman	Sr.	L/L	6-3/220	.265	30	11	34	Hit two homers at Missouri on May 15 after entering the game for an injured Gehrig Frei; Has two multi-homer games this season.
DH	Noah Sullivan	Jr.	R/R	6-1/225	.346	65	13	43	Has been the DH in all 55 games; Has also made seven midweek starts on the mound; John Olerud Two-Way Player of the Year Semifinalist.

TEAM STATISTICAL RANKINGS



NCAA Category	Rank
Batting	
Base on Balls	179
Batting Average	29
Doubles	37
Doubles Per Game	38
Hit By Pitch	76
Hits	61
Home Runs	16
Home Runs Per Game	15
On-Base Percentage	57
Runs Scored	55
Sacrifice Bunts	224
Sacrifice Flies	157
Scoring	48
Slugging Percentage	11
Stolen Bases	248
Stolen Bases Per Game	258
Triples	251
Triples Per Game	262
Pitching	
Earned Run Average	30
Hit Batters	264
Hits Allowed Per 9 Inn.	16
Shutouts	179
Strikeout-to-Walk Ratio	5
Strikeouts Per 9 Innings	3
WHIP	11
Walks Allowed Per 9 Inn.	34
Miscellaneous	
Double Plays Turned	271
Double Plays Per Game	283
Fielding Percentage	109
Triple Plays	--
RPI	35

National statistical rankings listed above will be updated prior to each weekend series and midweek games.

National Rankings

Baseball America

1. LSU
2. North Carolina
3. Georgia
4. Arkansas
5. Texas
6. Oregon
7. Auburn
8. Coastal Carolina
9. Florida State
10. Vanderbilt
11. Oregon State
12. Florida
13. Dallas Baptist
14. Clemson
15. UCLA
16. Ole Miss
17. Southern Miss
18. Alabama
19. Georgia Tech
20. UTSA
21. Kansas
22. UC Irvine
23. Tennessee
24. Northeastern
25. Troy

D1Baseball

1. North Carolina
2. Vanderbilt
3. LSU
4. Texas
5. Oregon
6. Arkansas
7. Florida State
8. Oregon State
9. Auburn
10. Georgia
11. Coastal Carolina
12. Southern Miss
13. UCLA
14. Clemson
15. Ole Miss
16. Tennessee
17. Florida
18. Georgia Tech
19. Northeastern
20. Dallas Baptist
21. Arizona
22. TCU
23. UC Irvine
24. Alabama
25. Kansas

NCBWA

1. LSU
2. North Carolina
3. Vanderbilt
4. Texas
5. Arkansas
6. Oregon
7. Oregon State
8. Florida State
9. Georgia
10. Coastal Carolina
11. Clemson
12. Auburn
13. Southern Miss
14. UCLA
15. Florida
16. Tennessee
17. Ole Miss
18. Northeastern
19. Alabama
20. UC Irvine
21. Dallas Baptist
22. NC State
23. West Virginia
24. Arizona
25. Georgia Tech

Perfect Game

1. LSU
2. Oregon
3. North Carolina
4. Georgia
5. Arkansas
6. Texas
7. Auburn
8. Oregon State
9. Coastal Carolina
10. Vanderbilt
11. Florida State
12. Clemson
13. Dallas Baptist
14. Florida
15. Southern Miss
16. UCLA
17. UTSA
18. Georgia Tech
19. UC Irvine
20. Alabama
21. Northeastern
22. Kansas
23. West Virginia
24. Tennessee
25. TCU

USA Today Coaches


1. North Carolina
2. Texas
3. LSU
4. Vanderbilt
5. Arkansas
6. Georgia
7. Oregon
8. Florida State
9. Oregon State
10. Auburn
11. Coastal Carolina
12. Clemson
13. UCLA
14. Southern Miss
15. Ole Miss
16. Tennessee
17. Georgia Tech
18. Florida
19. UC Irvine
20. Alabama
21. Northeastern
22. Dallas Baptist
23. Kansas
24. West Virginia
25. TCU

PITCHING PROBABLES

2025 GAME LOG

DATE	OPP.	DEC.	IP	H	R	ER	HR	BB	K	NP	ERA
2/14	Manhattan-2	--	2.0	1	0	0	0	0	4	19	0.00
2/18	at Southern Miss	--	3.0	2	0	0	0	0	4	37	0.00
2/22	Missouri State	--	1.0	1	1	1	0	1	2	24	1.50
2/25	Troy	L	2.1	1	1	1	1	0	5	38	2.16
3/2	vs. Oklahoma St.	--	2.1	2	1	1	0	1	3	44	2.53
3/8	*Queens	W	6.0	1	1	1	0	2	4	57	2.16
3/16	*Texas	--	2.2	3	3	3	0	2	4	62	3.26
3/22	*at Oklahoma	--	1.0	5	7	2	0	1	1	54	3.98
3/25	Samford	--	1.0	0	0	0	0	0	2	15	3.80
3/29	at LSU	--	3.1	6	2	2	0	2	6	79	4.01
4/4	South Carolina	L	4.0	4	4	2	0	3	6	78	4.08
4/12	at Alabama	--	4.0	4	2	2	0	0	2	48	4.13
4/19	Florida	--	2.0	2	1	1	0	1	1	29	4.15
4/20	Florida	--	2.1	3	2	2	1	1	1	32	4.38
4/25	at Auburn	--	1.1	1	0	0	0	0	0	24	4.23
4/27	at Auburn	--	2.0	3	3	3	0	0	3	28	4.69
5/3	Kentucky-1	S	1.1	1	0	0	0	0	2	16	4.54
5/4	Kentucky	W	3.0	2	0	0	0	1	2	44	4.23
5/9	Ole Miss-2	--	1.0	1	1	1	0	1	1	23	4.34
5/10	Ole Miss	--	0.1	0	0	0	0	2	1	21	4.30
5/16	at Missouri	W	3.1	1	0	0	0	1	5	49	4.01
5/21	vs. Texas A&M	--	3.0	3	2	1	0	1	1	51	3.96
TOTALS			52.1	47	31	23	2	22	58	872	3.96

GAME 1



#35 Ben Davis RHP

6-3 | 215 | Booneville, Miss. | Booneville HS | Itawamba CC

2025: 1-1, 3.26 ERA, 7 G/2 GS, 19.1 IP, 11 H, 7 ER, 8 BB, 24 SO

CAREER: 1-1, 3.26 ERA, 7 G/2 GS, 19.1 IP, 11 H, 7 ER, 8 BB, 24 SO

2025 SEASON

- Made first-career start and earned first-career win vs. Queens on March 7, firing six innings and only surrendering one hit.
- Scouted as having "turbo sink" on his pitches.
- Is also listed as a catcher but has yet to see action behind the plate for the Bulldogs this season. Was a two-way player in JUCO.
- Earned first-career save in Game 1 of a doubleheader against Kentucky on May 3 and earned a win in relief to complete a sweep of vs. the Wildcats the following day.

GAME 2



TBA





MSU RECORD WHEN...

	OVERALL	SEC
Overall	34-21	15-15
vs. Top-5 Teams	0-0	0-0
vs. Top-10 Teams	1-5	1-5
vs. Top-25 Teams	7-14	6-12
Non-Conference	19-6	0-0
At Home	22-8	8-7
On the Road	9-9	7-8
At Neutral Sites	3-4	0-0
In Day Games	17-12	7-8
In Night Games	17-9	8-7
vs. Teams .500 Or Better	19-21	12-15
vs. Teams Worse Than .500	15-0	3-0
vs. Left-Handed Starter	8-7	6-6
vs. Right-Handed Starter	26-14	9-9
When Starter Receives Decision	17-12	8-8
When Reliever Receives Decision	17-9	7-7
When Starter Goes 5+ Innings	14-7	8-7
When Starter Goes >5 Innings	20-14	7-8
When Scoring First	29-7	13-5
When Opponent Scores First	5-14	2-10
When Leading After 6 Innings	30-3	13-2
When Trailing After 6 Innings	1-15	0-11
When Tied After 6 Innings	3-3	2-2
When Leading After 8 Innings	22-1	10-0
When Trailing After 8 Innings	0-16	0-12
When Tied After 8 Innings	1-1	1-0
In One-Run Games	4-6	3-3
In Two-Run Games	4-4	1-3
In 5+ Run Games	23-4	11-3
Weekend Series W-L-T	8-4	5-4
Series Sweeps/Times Swept	4/2	2/2
When Scoring 0-2 Runs	2-5	1-3
When Scoring 3-5 Runs	5-8	2-6
When Scoring 6-9 Runs	11-7	5-5
When Scoring 10+ Runs	16-1	7-1
Shutouts/Times Shut Out	1/2	1/0
In Extra Innings	1-1	1-0
When Opponent Scores 4 Runs Or Less	28-4	10-3
When Opponent Scores 5 Runs Or More	6-15	5-12
When Out-Hitting Opponent	29-5	14-3
When Out-Hit by Opponent	2-9	0-7
When Hits Are Equal	3-7	1-5
When Hitting A Home Run	26-13	11-9
When Opponent Hits A Home Run	9-18	7-12
When Errorless	15-6	6-6
When Committing One Error	14-7	6-3
When Committing 2+ Errors	5-8	3-6
When Opponent is Errorless	10-11	6-9
When Opponent Commits One Error	16-9	6-6
When Opponent Commits 2+ Errors	8-1	3-0
Game 1 of Weekend	8-6	4-6
Game 2 of Weekend	9-6	5-5
Game 3 of Weekend	9-5	6-4
Monday	0-0	0-0
Tuesday	8-3	0-0
Wednesday	1-1	0-0
Thursday	1-1	1-1
Friday	9-6	4-6
Saturday	8-5	6-5
Sunday	7-4	4-3

BIG GAME HUNTER

- Senior first baseman Hunter Hines was named Preseason First Team All-SEC. Hines enters his fourth year with the Diamond Dawgs and is a three-time All-American.
- Entering the year, Hines had hit 16 or more home runs in each of his first three seasons. He has 69 career home runs over his career in the Maroon and White, which is the most by an active player in Division 1.
- Hines' 69 home runs are also the most in school history.
- Hines' 216 career RBIs are the third-most in school history and ranks fourth among active Division I players.
- The senior first baseman from Madison needs to drive in 23 more runs to reach Rafael Palmeiro (1983-85) for the second-most at MSU. Richard Lee (1995-98) holds the school record for RBIs with 265.

MSU CAREER HOME RUN LIST (1-3)

Rk.	Player	G	HRs
1.	Hunter Hines (2022-Present)	224	69
2.	Rafael Palmeiro (1983-85)	183	67
3.	Will Clark (1983-85)	175	61

MSU CAREER RBI LIST (1-3)

Rk.	Player	G	RBIs
1.	Richard Lee (1995-98)	248	265
2.	Rafael Palmeiro (1983-85)	183	239
3.	Hunter Hines (2022-Present)	224	216

- During the 2023 season, Hines hit 22 home runs, the sixth-most in a single season history at State. He was the first 20+ homer player at MSU since Brent Rooker (2014-17) hit 23 in 2017.
- Besides hitting for power, Hines has collected 241 hits in his career, the fifth-most by an active player in the SEC.
- D1 Baseball ranked the top 50 first basemen this season and Hines was ranked as the 12th best firstbasemen coming into the 2025 season.
- Hines was also ranked as the 12th-best first basemen in the nation according to D1 Baseball.

PICO DE GUY-O

- Mississippi State's Pico Kohn was named to the watch list for the 2025 National Pitcher of the Year by the College Baseball Foundation and College Baseball Hall of Fame.
- The left-handed junior has made 14 starts for the Diamond Dawgs compiling a 5-3 record, 4.13 earned run average, 107 strikeouts and only 25 walks in 76 1/3 innings of work this season.
- Kohn has held opposing hitters to a .220 batting average against him with a WHIP of 1.16. He ranks sixth in the SEC in strikeouts.
- The Verben, Alabama native has struck out a career-high 11 batters on three different occasions this spring. Kohn was also tabbed the SEC Pitcher of the Week following his 10-strikeout, two-hit performance at then No. 10 Oklahoma across six shutout innings on March 24. During one stretch, he struck out eight-straight Sooners.
- MSU has had two hurlers win National Pitcher of the Year honors. Chris Stratton was selected by Perfect Game in 2012 and Ethan Small earned the distinction from the ABCA and the College Baseball Hall of Fame in 2019.
- MLB Pipeline rated Kohn as the No. 102 prospect for the 2025 MLB Draft.

GOING DOWNTOWN

- Aaron Downs was homerless in his three previous seasons at Mississippi State (152 at bats). So far this spring, Downs has homered seven times in 71 at bats.
- The senior outfielder from Pella, Iowa bolstered his power numbers against Queens where he had back-to-back two-homer games on March 8-9.

DIAMOND DAWGS ARE DEALIN'

- The Diamond Dawgs' pitching staff continues to be one of the nation's elite. Mississippi State ranks third in the country in strikeouts per nine innings (11.8) and fifth in the nation in strikeouts in strikeout-to-walk ratio (3.24) and Opposing hitters are batting just .228 against State.
- Of the 21 pitchers that have taken the mound for the Bulldogs this season, 14 have made their MSU debuts.

HEART OF STONE

- Graduate pitcher Stone Simmons returned to the mound this season after missing nearly three full years due to injury.
- Simmons suffered an elbow injury on March 5, 2022 and was out of action until Feb. 16, 2025, a span of 1,079 days without pitching in a collegiate game.
- Simmons served as the Bulldogs' primary first base coach during his recovery.
- The right-hander from Houston, Texas has wore a number of hats for MSU this season. He has started three games, made 12 relief appearances and is tied for the team lead with two saves.
- Simmons' save at Memphis on April 1 marked the first game he has closed since May 1, 2021 vs. Texas A&M, a span of 1,431 days.
- Simmons is the lone remaining player from MSU's national championship team in 2021.

HOORAY FOR HUNGATE

- Prior to the start of the season, Chase Hungate, was named to the NCBWA Stopper of the Year Watch List. This award is given to the top relief pitcher in NCAA Division I Baseball.
- Hungate transferred to State from Virginia where he appeared in 30 games and posted a 7-2 record last season as a junior.
- Over his career, he has posted 18 wins and has appeared in 81 games. He has pitched 163 1/3 innings, with a career-high 63 innings coming his freshman season at VCU. He has tallied 121 strikeouts and has only issued 35 walks.
- This season, he is tied for the team with 14 appearances, all out of the bullpen and is knotted for the team lead with two saves.
- Hungate's 81 career appearances ranks fourth among active players in the SEC.

THREE TWO-HITTERS

- State's pitching staff is responsible for three two-hitters this season.
- Stone Simmons, Charlie Foster, Robert Fortenberry, Luke Dotson and Chase Hungate combined to limit Missouri State to two hits in a 6-4 win on Feb. 23.
- Karson Ligon and Simmons followed up with another two-hitter to seal the Bulldogs' first SEC series victory in a 6-0 win over South Carolina on April 6.
- The shutout vs. the Gamecocks was MSU's first in SEC play since blanking Ole Miss on the road on April 12, 2024.
- Ligon, Hungate and Nate Williams posted another two-hit performance in SEC play at 12th-ranked Alabama on April 13 to help the Bulldogs secure their eighth-straight series win over the Crimson Tide since 2016.

MADISON CENTRAL CONNECTION

- Three regulars in Mississippi State lineup - Ross Highfill, Hunter Hines and Gatlin Sanders were all high school teammates at Madison Central in Madison, Mississippi.
- The trio were teammates on the Jaguars' Class 6A State Championship team in 2021 when Hines was a senior and Highfill and Sanders were both juniors.
- Sanders is a MSU legacy after following in the footsteps of his grandfather, Russ Gatlin, who lettered for the Diamond Dawgs from 1964-66.

SULLIVAN A TOP TWO-WAY THREAT

- Noah Sullivan was named the John Olerud Two-Way Player of the Week by the College Baseball Foundation on May 7 following his performances in wins over Memphis and a sweep of Kentucky.
- The junior from Orlando, Florida hit .333 with a pair of doubles, three RBIs, scored five runs and walked four times while boasting an on-base percentage of .529 during that span.
- Sullivan also made a midweek start against Memphis and tossed three shutout innings with five strikeouts and only surrendered one baserunner.
- The 6-foot-1, 225-pounder leads MSU with a .474 on-base percentage and is tied the team with 48 runs scored. He also ranks second for the Bulldogs in doubles (15) and third in homers (13) and RBIs (43).
- Sullivan has also made seven midweek starts on the mound and sports a 1.96 earned run average. He has struck out 15 and only walked three through 18 1/3 innings this spring but has not factored into a decision.

BEST FANS IN THE LAND

- Mississippi State has the **BEST** fans in collegiate baseball, which showed during the 2024 season. The Dawgs averaged the most fans in the nation drawing 10,903 per game.
- During 30 home games at Dudy Noble this season, MSU averaged 11,000 fans per game, the second-best mark in the nation.
- MSU's doubleheader vs. Ole Miss on May 9 drew a crowd of 14,468, which was the seventh-largest on-campus crowd in college baseball history.
- State had 24 games during the 2024 season with 10,000+ fans in attendance, which was a single-season school record.

MSU SEASONS WITH 10,000+ FANS

Rk.	Season	G
1.	2024	24
2.	2023	19
3.	2025	18
4.	2022	16

- Over 2023 Super Bulldog Weekend, the Dawgs set the NCAA On-Campus Attendance Record as The Dude saw 16,423 fans into the stadium when the Diamond Dawgs took on Ole Miss on April 15, 2023.
- The Diamond Dawgs hold the top 15 marks in NCAA history for NCAA on-campus facilities. Dudy Noble Field holds 24 of the 25 largest crowds in NCAA history.
- Mississippi State has hosted 142 crowds of over 10,000 at Dudy Noble Field.

BIG LEAGUE TALENT

- Mississippi State is great at turning out major league talent, with 71 Diamond Dawgs reaching the highest level of the sport.
- Jake Mangum was the latest Bulldog called up to the Big Leagues on March 29. He made his MLB debut the following day and followed up with a 4-for-4 performance in his second game with three singles, a double, two steals and a run scored.
- The 2024 MLB Draft saw 11 Diamond Dawgs get drafted. That was the most drafted by any school in the 2024 draft.
- Mississippi State has had 20 players drafted in the first round of the MLB Draft all-time. The most recent first-rounder was Jurrangel Cijntje who was drafted 15th overall by the Seattle Mariners in 2024. MSU has had a first-round pick in five of the last six years.
- Since the 2020 MLB Draft, State has had 29 players drafted.
- Since 2016, the Diamond Dawgs have had three or more players drafted in each draft. During that span, MSU had seven first-round selections, including the highest drafted right-handed pitcher from State, Will Bednar,

at No. 14 overall in 2021.

THE MAYOR TO THE MAJORS

- Jake Mangum became the 71st Diamond Dawg promoted to MLB when the Tampa Bay Rays called up the 29-year old outfielder on March 29.
- Mangum went 4-for-4 with three singles, a double, two RBIs, two steals and scored a run in his second-career game on March 31. He became just the first MLB player since 1912 to have four-plus hits and two-plus steals in his first two games in the big leagues.
- Mangum was a four-year starter at MSU from 2016-19 and is the all-time hits leader in the Southeastern Conference with 383.
- The Pearl native was a two-time All-American, two-time Ferris Award winner, three-time first team All-SEC selection and the 2016 SEC Freshman of the Year after leading the league with a .409 batting average.
- During his time in Starkville, "The Mayor" helped guide the Bulldogs to the SEC regular season championship in 2016, reached an NCAA Super Regional in all four years and appeared in the College World Series in each of his final two seasons.
- Mangum resides in Starkville during the off-season and trains at MSU's facilities. He is also a fixture at other Bulldog sporting events and hosts multiple athletic department podcasts.

2024 MLB DRAFT

- Mississippi State had the best MLB Draft of any college during 2024. MSU had 11 players selected, the most by any college in the nation.
- The 11 players picked tied a school record for players selected in a single draft.
- Out of the 11 players drafted, eight were pitchers, which set a new program record.
- Jurrangel Cijntje became the 20th Bulldog selected in the first round, when he went 15th overall to the Seattle Mariners.
- Of the players drafted in the 2024 MLB Draft, five players were ranked in the Baseball American Top 30 prospect.

SIARY SHOWS OUT

- Evan Siary had a career outing in a win against Ole Miss on May 9 with 15 strikeouts and no walks across eight shutout innings.
- The strikeout total, innings pitched and total number of pitches (98) were all career-highs.
- The 15 strikeouts were the most in an SEC game this season and tied for the most by an SEC pitcher in 2025.
- It was also the most by an MSU pitcher since Will Bednar fanned 15 against Texas in the Bulldogs' opening game of 2021 College World Series.
- Plenty of honors rolled in for Siary following that performance including Golden Spikes Player of the Week, National Pitcher of the Week by Perfect Game and the NCBWA and SEC Pitcher of the Week.
- Additionally, Siary was also selected to the SEC Community Service Team.

COMING UP ACES

- Mississippi State's Ace Reese leads the league with 161 total bases and a slugging percentage of .767, is second with 18 doubles and 21 homers and a .371 batting average and ranks third hits (78) and RBIs (66).
- It's that type of offensive output that landed the sophomore third baseman on the All-SEC first team as well as being honored as the SEC Newcomer of the Year.
- MSU has a total of 167 All-SEC honors throughout its storied history shared by 131 different Diamond Dawgs. Reese is the 122nd first team All-SEC selection that State has had.
- David Mershon and Khal Stephen were both

MISC. HITTING STATS

2025 MULTI-HIT GAMES

PLAYER	2	3	4	5+	TOTAL
Ace Reese	17	7	1	-	25
Bryce Chance	16	4	-	-	20
Gehrig Frei	11	4	-	-	15
Noah Sullivan	8	6	1	-	15
Hunter Hines	9	4	-	-	13
Gatlin Sanders	11	-	-	-	11
Sawyer Reeves	7	2	1	-	10
Reed Stallman	6	2	-	-	8
Dylan Cupp	7	-	-	-	7
Ross Highfill	7	-	-	-	7
Nolan Stevens	4	2	-	-	6
Aaron Downs	4	1	-	-	5
Joe Powell	3	1	-	-	4
Lukas Buckner	2	-	-	-	2
Steven Spalitta	1	-	-	-	1
TOTAL	113	33	3	-	149

2025 MULTI-RBI GAMES

PLAYER	2	3	4	5+	TOTAL
Ace Reese	13	4	2	1	20
Hunter Hines	8	3	3	-	14
Bryce Chance	8	4	-	-	12
Noah Sullivan	8	3	1	-	12
Joe Powell	5	5	-	-	10
Reed Stallman	4	3	1	1	9
Gatlin Sanders	6	-	-	-	6
Nolan Stevens	4	2	-	-	6
Aaron Downs	2	1	1	1	5
Sawyer Reeves	3	-	1	-	4
Ross Highfill	2	1	1	-	4
Dylan Cupp	2	1	-	-	3
Gehrig Frei	2	-	-	-	2
Steven Spalitta	1	1	-	-	2
TOTAL	68	28	10	3	109

HITTING STREAKS

PLAYER	SEASON	CURRENT	CAREER
Ace Reese	22	22	22
Bryce Chance	18	18	18
Hunter Hines	12	-	12
Gehrig Frei	11	3	13*
Sawyer Reeves	10	-	14*
Noah Sullivan	9	4	10*
Joe Powell	7	-	8
Nolan Stevens	6	4	6
Gatlin Sanders	6	-	6
Ross Highfill	6	-	6
Dylan Cupp	4	-	4
Aaron Downs	4	-	8
Reed Stallman	4	-	6*
Lukas Buckner	3	3	3
Steven Spalitta	2	-	2
Ethan Pulliam	2	-	3
Landis Davila	1	-	1
Michael O'Brien	1	1	1
Nate Chester	-	-	2

* - indicates streaks from previous school

HOME RUNS

PLAYER	TOTAL	'25	'24	'23	'22	'21
Hunter Hines	69	15	16	22	16	--
Noah Sullivan	35	13	17*	2*	3*	--
Gehrig Frei	29	7	15*	7*	--	--
Ace Reese	28	21	7*	--	--	--
Reed Stallman	25	10	15*	--	--	--
Joe Powell	22	7	5	--	5*	5*
Sawyer Reeves	12	3	5*	4*	0*	--
Bryce Chance	12	4	6	2	--	--
Ross Highfill	11	2	0	9	--	--
Aaron Downs	7	7	0	0	0	--
Nolan Stevens	5	4	1	--	--	--
Dylan Cupp	1	1	0	--	--	--
Steven Spalitta	1	1	0	--	--	--

* - indicates home runs from previous school



BIG INNING FOR MISSISSIPPI STATE

Opponent	Date	Inn.	Runs	Res.
Manhattan (G1)	Feb. 14	3	6	W, 17-3
Rice	Feb. 28	7	8	W, 14-3
Oklahoma State	March 2	7	5	L, 9-7
Southern Miss	March 5	6	6	W, 18-3
Old Dominion (G3)	March 11	4	5	W, 9-4
Jackson State	March 18	1	7	W, 16-3
Oklahoma	March 22	3	5	L, 13-11
South Carolina	April 6	4	5	W, 6-0
Alabama	April 11	5	7	W, 13-3
Southern	April 15	1	6	W, 16-2
Florida	April 20	3	5	W, 14-8
Florida	April 20	8	5	W, 14-8
Auburn	April 26	4	6	W, 12-7
Memphis	April 29	4	10	W, 18-5
Kentucky (G1)	May 3	6	8	W, 14-4
Missouri	May 15	9	10	W, 25-7
Missouri	May 16	1	5	W, 13-3
Missouri	May 17	1	6	W, 12-1

Big inning = 5 or more runs

BIG INNING FOR OPPONENTS

Opponent	Date	Inn.	Runs	Res.
Oklahoma State	March 2	3	5	L, 9-7
Texas	March 14	7	5	L, 8-7
Oklahoma	March 22	1	5	L, 13-11
LSU	March 27	5	5	L, 8-6
LSU	March 29	1	8	L, 17-8
Florida	April 18	6	7	L, 13-3
Florida	April 19	7	6	L, 11-8
Auburn	April 27	2	6	L, 14-8
Ole Miss	May 9	5	5	L, 10-4
Texas A&M	May 21	2	6	L, 9-0

Big inning = 5 or more runs

tabbed to the All-SEC first team last season while Dakota Jordan was selected to the second team.

- Reese is currently riding a career-high 22-game hitting streak. The native of Canton, Texas also has 25 multi-hit and 20 multi-RBI games this season.
- Reese was also a finalist for the Ferriss Trophy, which is presented annually to the top collegiate player in the state of Mississippi.
- Reese and teammate Noah Sullivan are also semifinalists for the Dick Howser Trophy.

UNI WATCH

- The old adage states, "look good, feel good." And, when you feel good you usually perform well. Below is a list of how MSU fared in each of its uniforms over the last three seasons:

Uniform	2023	2024	2025
<i>Black Script State</i>	5-4	9-3	8-4
<i>White Script State</i>	3-4	0-0	0-0
<i>Maroon Script State</i>	--	4-3	3-0
<i>Maroon '85s</i>	3-11	12-5	10-6
<i>White '85s</i>	4-2	10-4	5-3
<i>Cream Script State</i>	0-1	0-0	0-0
<i>White Pinstripes</i>	6-1	1-4	5-2
<i>Gray Script State</i>	3-2	3-2	2-4
<i>Gray Pinstripes</i>	3-1	1-2	1-2

D1 BASEBALL TOP 25 IMPACT FRESHMAN CLASS

- D1 Baseball announced their Top 25 Impact Freshman Class and the Diamond Dawgs came in at No. 22
- These rankings were assembled in collaboration with Prep Baseball's vice president for scouting, Shooter Hunt. After examining Prep Baseball's rankings from last spring, we incorporated our own observations from fall ball and our conversations with coaches to determine which freshmen are poised to make the biggest impacts in 2025.

2025 RON POLK RING OF HONOR

- The trio of Mitch Moreland, Ted Milton and Mike Proffitt will be enshrined as the seventh class of the Ron Polk Ring of Honor on April 5.
- The Ring of Honor is named after legendary head coach Ron Polk, who led the Bulldogs from 1976-97 and again from 2002-08. Affectionately referred to as the Godfather of Southeastern Conference baseball, Polk served 31 years as head coach in the league, including a stint at the University of Georgia (2000-01).
- The first SEC coach in any sport to reach 1,000 victories, Polk guided Mississippi State to six College World Series appearances and owned a 1,139-590 record with the Maroon and White. He totaled 1,373 career coaching victories, making eight total trips to Omaha.

THE DUDE EFFECT

- It's been written about. It's been Tweeted about. It's been talked about. It's what has become known as The Dude Effect. If anyone had forgotten or doubted that the best home-field advantage in all of college baseball is inside the confines of Mississippi State's Dudy Noble Field. Opponents don't simply have to defeat the Diamond Dawgs. Visitors have to conquer the cowbell-crazed home crowd as well.
- Winning at home has been challenging for opponents when coming to The Dude. Since 1967, the Diamond Dawgs have won over 72-percent of their home games.
- Fans come and fill the stadium as 142 games have had crowds of 10,000 fans.
- In 2023, over Super Bulldog Weekend, the Dawgs set the NCAA On-Campus Attendance Record as The Dude saw 16,423 fans into the stadium when the Diamond Dawgs took on Ole Miss on April 15, 2023.
- The Diamond Dawgs have won 1,288 games at The Dude.

OMADAWGS

- Did you know that the Diamond Dawgs are one of four programs in NCAA History to play in the NCAA Men's College World Series in six-straight decades?
- The Dawgs join Arizona State, Texas and Florida State as the only teams that have been to an MCWS for six decades.
- Mississippi State has advanced to Omaha 12 times in program history, with three appearances coming since 2018.
- The Omadawgs have one national championship (2021), a runner-up finish, and two third-place finishes in program history.
- The Dawgs have advanced to the MCWS in the 1970s, 1980s, 1990s, 2000s, 2010s, and 2020s. MSU went to the MCWS in 1971, 1979, 1981, 1985, 1990, 1997, 1998, 2007, 2013, 2018, 2019, and 2021.

SHOWING OUT IN THE SHOW ME STATE

- Mississippi State's offense showed out in a big way during its three-game series sweep at Missouri to close out the regular season last weekend.
- The Diamond Dawgs erupted for 50 runs during the series including a season-high 25 runs in the opener last Thursday.
- During that 25-run outburst, MSU set a school single-game record with eight home runs, which were also the most ever hit during an SEC series.
- Reed Stallman, Ace Reese and Hunter Hines all hit multiple home runs during the 25-7 victory over the Tigers while Noah Sullivan and Joe Powell also went deep once.
- The Bulldogs finished the series hitting .409 with 27 extra-base hits including 15 home runs.
- Reese went 8-for-12 (.667) with three doubles, four home runs, six RBIs, five walks, scored 11 runs and went deep in all three games of sweep at Missouri.
- Reese had a slugging percentage of 1.917 and an on-base percentage of .765 against the Tigers. The sophomore third baseman also extended his career-long hitting streak to 21 games and recorded his fifth multi-homer game of the year.
- For his efforts, Reese was named the SEC Player of the Week. He is the 38th Diamond Dawg to win SEC Player of the Week and first since Dakota Jordan did so on March 11, 2024.

FIREFIGHTER TO THE DIAMOND

- During 2023, Joe Powell was in EMT school-training to be a firefighter but a call from Mississippi State's staff turned things around and got him back on the diamond.
- After stepping away from the diamond for the 2023 season, Powell returned in 2024 and hit .269 with five home runs and 18 RBIs. • He has appeared in 34 games, making 28 starts for the Dawgs in 2024.
- Last season against North Alabama, Powell racked up 13 total bases and was the first Dawg to have 10 or more total bases in a game since Hunter Hines accomplished this against Vanderbilt earlier this season. In that game, he hit three home runs and had six RBIs.
- The Cincinnati transfer had a productive three-year career for the Bearcats, capped off by a standout junior season in 2022 with a team-leading .326 batting average and .996 on-base-plus-slugging percentage to go along with five home runs. That season would be his last in Cincinnati however, trading in his spikes for a fire hose after dealing with some injuries.
- Powell has started 26 games behind the plate this season, including 18 starts against SEC competition.

STATE TO THE SHOW

Diamond Dawgs Playing in Major League Baseball

Name (Yrs. at MSU)	Pos.	Organization
J.P. France (2018)	RHP	Houston Astros
J.T. Ginn (2019-20)	RHP	Athletics
Adam Frazier (2011-13)	IF	Pittsburgh Pirates
Kendall Graveman (2010-13)	RHP	Arizona Diamondbacks
Nathaniel Lowe (2016)	IF	Washington Nationals
Jake Mangum (2016-19)	OF	Tampa Bay Rays
Hunter Renfro (2011-13)	OF	Kansas City Royals
Brent Rooker (2014-17)	OF	Athletics
Chris Stratton (2010-12)	RHP	Los Angeles Dodgers
Jordan Westburg (2018-20)	IF	Baltimore Orioles
Brandon Woodruff (2012-14)	RHP	Milwaukee Brewers

Diamond Dawgs in Minor League Baseball

Name (Yrs. at MSU)	Pos.	Organization (Level)
Brooks Auger (2022-24)	RHP	Los Angeles Dodgers (A)
Will Bednar (2020-21)	RHP	San Francisco Giants (AA)
Eric Cerantola (2019-21)	RHP	Kansas City Royals (AAA)
Jurrangel Cijntje (2023-24)	SHF	Seattle Mariners (A+)
Gavin Collins (2014-16)	C/IF	St. Louis Cardinals (AAA)
Tyler Davis (2023-24)	LHP	Kansas City Royals (A+)
Nate Dohm (2023-24)	RHP	New York Mets (A+)
Justin Foscoe (2018-20)	IF	Texas Rangers (AAA)
Jackson Frisnoe (2021-22)	RHP	New York Yankees (A+)
Tyson Hardin (2023-24)	RHP	Milwaukee Brewers (A+)
Houston Harding (2020-21)	LHP	Los Angeles Angels (AA)
Colby Holcombe (2023-24)	RHP	Toronto Blue Jays (A)
Dakota Hudson (2014-16)	P	Los Angeles Angels (AAA)
Connor Hujsak (2023-24)	OF	Tampa Bay Rays (A)
K.C. Hunt (2021-23)	RHP	Milwaukee Brewers (AA)
Kamren James (2020-22)	IF	Tampa Bay Rays (AA)
Preston Johnson (2021-22)	RHP	Baltimore Orioles (AA)
Dakota Jordan (2023-24)	OF	San Francisco Giants (A)
Rowdey Jordan (2018-21)	IF/OF	Houston Astros (AA)
Colton Ledbetter (2023)	OF	Tampa Bay Rays (AA)
Christian MacLeod (2020-21)	LHP	Minnesota Twins (AA)
David Mershon (2023-24)	IF	Los Angeles Angels (AAA)
Aaron Nixon (2023)	RHP	New York Yankees (A)
Konnor Pilkington (2016-18)	LHP	Washington Nationals (AAA)
Cam Schuelke (2024)	RHP	Cleveland Guardians (A)
Ethan Small (2016-19)	LHP	San Francisco Giants (AAA)
Landon Sims (2020-22)	RHP	Arizona Diamondbacks (AA)
Cade Smith (2021-23)	RHP	New York Yankees (A+)
Khal Stephen (2024)	RHP	Toronto Blue Jays (A+)
Hunter Stovall	IF	Tampa Bay Rays (AA)
Logan Tanner (2020-22)	C	Cincinnati Reds (A+)
Andrew Walling (2022)	LHP	Philadelphia Phillies (AA)
Colby White (2019)	RHP	Free Agent (AA)
R.J. Yeager (2022)	IF	St. Louis Cardinals (AA)

Diamond Dawgs Coaching in Professional Baseball

Name (Yrs. at MSU)	Organization	Team (Level)
Travis Chapman (1997-2000)	New York Yankees	New York Yankees (MLB)
Carlisle Koestler (2020-21)	Texas Rangers	Supervisor/Dominican Republic Pitching Dev.

Diamond Dawgs Working in Professional Baseball

Name (Yrs. at MSU)	Organization	Role
Jeff Brantley (1982-85)	Cincinnati Reds	Broadcaster
Will Clark (1983-85)	San Francisco Giants	Special Assistant



THE LAST TIME...

- SEC Tournament | % - NCAA Regional | ^ - NCAA Super Regional | \$ - College World Series

A MISSISSIPPI STATE TEAM...

Won 15+ Consecutive Games	17 - February 15-March 8, 2013
Won 10+ Consecutive Games	14 - February 23-March 16, 2019
Won 10+ Consecutive SEC Games	12 - April 30-May 25, 2016
Won 5+ Consecutive SEC Games	5 - April 30-May 8, 2021
Lost 5+ Consecutive Games	7 - April 27-May 12, 2023
Lost 5+ Consecutive SEC Games	6 - March 22-April 4, 2025
Swept a Three-Game Series	Missouri; May 15-17, 2025
at Home	Kentucky; May 3-4, 2025
on The Road	Missouri; May 15-17, 2025
Swept a Non-Conference Three-Game Series	Queens; March 7-9, 2025
at Home	Queens; March 7-9, 2025
on The Road	at Hawaii-Hilo; 1985
Swept a Three-Game SEC Series	Missouri; May 15-17, 2025
at Home	Kentucky; May 3-4, 2025
on The Road	Missouri; May 15-17, 2025
Was Swept in a Three-Game Series	LSU , March 27-29, 2025
at Home	Texas, March 14-16, 2025
on The Road	at LSU, March 27-29, 2025
Was Swept in a Three-Game Non-Conference Series	at Southern Miss; February 16-18, 2018
at Home	Southeastern Louisiana; February 26-28, 2010
on The Road	at Southern Miss; February 16-18, 2018
Was Swept in a Three-Game SEC Series	at LSU, March 27-29, 2025
at Home	Texas, March 14, 16, 2025
on The Road	at LSU, March 27-29, 2025
Played An Extra-Inning Game	W, 6-5 (11 innings) vs. Kentucky; May 3, 2025
Won An Extra-Inning Game	W, 6-5 (11 innings) vs. Kentucky; May 3, 2025
Lost An Extra-Inning Game	L, 8-7 (10 innings) vs. Ole Miss; April 22, 2025
Played Consecutive Extra-Inning Games	May 4-5, 2018; at Alabama, W, 14-12 (10 innings) and L, 3-4 (10 innings)
Won Consecutive Games in Extra-Inning	May 10-11, 2014; Tennessee, W, 1-0 (10 innings) and W, 4-3 (12 innings)
Won on a Walk-Off	W, 6-5 (11 innings) vs. Kentucky; May 3, 2025
Joe Powell RBI single the 11th inning	
Won Consecutive Games Via A Walk-Off	April 12 & 14, 2022; UAB, W, 6-5 and Auburn W, 7-6
Kamren James RBI sac fly in the 10th inning (UAB)	
Luke Hancock RBI walk in the ninth inning (Auburn)	

A MISSISSIPPI STATE OFFENSE...

Scored 30+ Runs	32 - Jackson State; April 29, 1988
Scored 25+ Runs	25 - at Missouri; May 15, 2025
Scored 20+ Runs	25 - at Missouri; May 15, 2025
Scored 15+ Runs	25 - at Missouri; May 15, 2025
Scored 10+ Runs In An Inning	10 - at Missouri (9th); May 15, 2025
Scored 9+ Runs In An Inning	10 - at Missouri (9th); May 15, 2025
Scored 8+ Runs In An Inning	10 - at Missouri (9th); May 15, 2025
Had 30+ Hits	30 - Kentucky; April 30, 1989
Had 25+ Hits	26 - Little Rock; February 28, 1999
Had 20+ Hits	23 - at Missouri May 15, 2025
Had 20+ Hits in Back-to-Back Games	Auburn (20, 21); March 23-24, 2019
Had 8+ Home Runs	8 - at Missouri; May 15, 2025
Had 5+ Home Runs	8 - at Missouri; May 15, 2025
Hit Back-To-Back Home Runs	9th Inning, Noah Sullivan(2R HR)/Hunter Hines (Solo) - at Missouri; May 15 2025
Hit Back-To-Back-To-Back Home Runs	3rd Inning, Kellum Clark(2R HR)/Brad Cumbest (Solo)/RJ Yeager (Solo) - Southern; March 23, 2022
Had 3+ Triples	3 - Southern Cal; March 14, 2004
Had 8+ Doubles	8 - Auburn; March 24, 2019
Had 7+ Doubles	7 - UAB; April 20, 2021
Had 6+ Doubles	6 - at Alabama; April 11, 2025
Had 10+ Walks	10 - Memphis; March 19, 2024
Had 9+ Stolen Bases	10 - Arkansas-Pine Bluff; March 18, 2017
Had 8+ Stolen Bases	10 - Arkansas-Pine Bluff; March 18, 2017
Didn't Strikeout in a Game	Grambling; April 4, 2023
Didn't Walk in a Game	South Carolina, April 5, 2025
Had Two or Fewer Strikeouts	0 - Grambling; April 4, 2023
Was Shut Out	vs. Texas A&M (0-9); May 21, 2025
at Home	Long Beach State (0-3); February 18, 2022
on The Road	at Southern Miss (0-3); Feb. 18, 2025
Back-To-Back Games	Auburn (0-5, 0-4); March 27-28, 2015
Three-Straight Games	vs. Southern Miss (0-3); March 24, 2015 and Auburn (0-5, 0-4); March 27-28, 2015

A MISSISSIPPI STATE DEFENSE...

Turned 5+ Double Plays	5 - San Diego; March 8, 2015
Turned 4+ Double Plays	5 - San Diego; March 8, 2015
Turned 3+ Double Plays	3 - vs. Ole Miss May 10, 2025
Turned A Triple Play	Auburn-Montgomery, March 9, 1991
Had 5+ Errors	5 - at Oklahoma March 22, 2025
Had 4+ Errors	5 - at Oklahoma March 22, 2025
Threw Out 3 Base Runners	3 - Logan Tanner; Tulane; February 26, 2021



THE LAST TIME...

- SEC Tournament | % - NCAA Regional | ^ - NCAA Super Regional | \$ - College World Series

MISSISSIPPI STATE PITCHING STAFF...

Threw a No-Hitter	Jackson Fristoe (6 IP), Landon Sims (1 IP), Mikey Tepper (1 2/3 IP), Cam Tullar (1/3 IP); Kent State, March 7, 2021
Held Opponent To 1 Hit	at Texas A&M; May 3, 2019
Held Opponent To 2 Hits	at Alabama; April 13, 2025
Struck Out 25+ Batters	26 - at LSU; 1909
Struck Out 20+ Batters	20 - Troy; Feb. 25, 2025
Struck Out 15+ Batters	16 - Ole Miss; May 9, 2025
Did Not Issue A Walk	at LSU; Feb. March 28, 2025
Shut Out An Opponent	South Carolina (6-0); April 6, 2025
at Home	South Carolina (6-0); April 6, 2025
On The Road	at Ole Miss (8-0); April 12, 2024
Neutral Site Game	vs. Vanderbilt (9-0); June 30, 2021 \$
Postseason Game	vs. Vanderbilt (9-0); June 30, 2021 \$
Back-To-Back Shutouts	2021 (Kent State, March 7 [13-0]; Grambling, March 9 [10-0] and Louisiana-Lafayette, March 10 [4-0])
Three-Straight Shutouts	2021 (Kent State, March 7 [13-0]; Grambling, March 9 [10-0] and Louisiana-Lafayette, March 10 [4-0]; Eastern Michigan, March 12 [14-0])
Four-Straight Shutouts	2021 (Kent State, March 7 [13-0]; Grambling, March 9 [10-0] and Louisiana-Lafayette, March 10 [4-0]; Eastern Michigan, March 12 [14-0])
Shut Out An SEC Opponent	South Carolina (6-0); April 6, 2025
At Home	South Carolina (6-0); April 6, 2025
On The Road	at Ole Miss (8-0); April 12, 2024
Neutral Site	vs. Vanderbilt (9-0); June 30, 2021 \$

A MISSISSIPPI STATE BATTER HAD...

Hit for the Cycle	Brad Freeman; South Alabama, February 17, 1998
Walk-Off Hit	Joe Powell (RBI single); vs. Kentucky; May 3, 2025
8+ At-Bats	8 - Jordan Westburg, Tanner Allen & Rowdey Jordan vs. LSU, May 22, 2019 #
6+ Hits	6 - Adam Frazier; at Virginia, June 8, 2013
5+ Hits	5 - Dakota Jordan; vs. St. John's, June 2, 2024 %
4+ Hits	4 - Ace Reese; vs. Florida, April 20, 2025
2+ Hits In An Inning	Hunter Hines (HR, HR; 9th Inning); at Missouri, May 15, 2025
5+ Runs	5 - Jon Knott; Little Rock, February 28, 1999
4+ Runs	4 - Ace Reese; at Missouri, May 16, 2025
3+ Doubles	3 - Justin Foscue; Georgia, April 26, 2019
2+ Triples	2 - C.T. Bradford; at Arizona, March 9, 2014
3+ Home Runs	3 - Joe Powell; vs. North Alabama, May 14, 2024
2+ Home Runs	2 - Reed Stallman, Ace Reese, Hunter Hines; at Missouri, May 15, 2025
Two Homers In Same Inning	Hunter Hines (9th Inning); at Missouri, May 15, 2025
Consecutive Two-Homer Games	Aaron Downs; vs. Queens, March 8-9, 2025
Inside-The-Park Home Run	Cody Brown; vs. Kentucky, April 7, 2017
Leadoff Home Run (Top or bottom of 1st inning)	Gehrig Frei (Bottom 1st); vs. Florida; April 18, 2025
Walk-Off Home Run	Dakota Jordan (3R HR); vs. St. John's; May 31, 2024 %
Pinch Hit Home Run	Steven Spallita; vs. Southern; April 15, 2025
Hit a Grand Slam	Noah Sulivan; Troy, Feb. 25, 2025
Multiple Grand Slams	Never
A Pinch-Hit Grand Slam	Never
10+ RBIs	11 - Jason Nappi; at UAB, March 18, 2008
9+ RBIs	9 - Ryan Duffy; vs. Jackson State, April 6, 2010
8+ RBIs	8 - Brent Rooker; vs. Indiana State, February 24, 2017
7+ RBIs	7 - Kellum Clark vs. Princeton, March 11, 2022
10+ Total Bases	10 - Ace Reese, Hunter Hines; Missouri, May 15, 2025
4+ Walks	4 - Logan Kohler; Evansville, March 10, 2024
3+ Walks	3 - Noah Sullivan, Hunter Hines; vs. Memphis, April 29, 2025
4+ Stolen Bases	4 - David Mershon; LSU, March 17, 2024
3+ Stolen Bases	3 - Amani Larry; Nicholls, March 14, 2023
Stole Home	Connor Hujesak; Samford, March 28, 2023
4+ Hit By Pitches	4 - Rowdey Jordan; at Auburn, April 11, 2021
3+ Hit By Pitches	4 - Rowdey Jordan; at Auburn, April 11, 2021

A MISSISSIPPI STATE PITCHER HAD...

A Perfect Game	J.T. Peatross; Mississippi College (1-0), 1918
A No-Hitter	Jackson Fristoe (6 IP), Landon Sims (1 IP), Mikey Tepper (1 2/3 IP), Cam Tullar (1/3 IP); Kent State, March 7, 2021
A Complete Game No-Hitter	Gene Morgan (7 IP); at Hawaii-Hilo (2-0), April 6, 1985
A Complete Game (9 Inn.)	Jacob Billingsley; at Southern Miss (8-1), June 6, 2017 %
A Complete Game (7 Inn.)	J.T. Ginn; at Texas A&M-1 (0-1), May 4, 2019
Complete-Game 1-Hitter	Unknown
Complete-Game 2-Hitter	Ricky Bowen; vs. Ole Miss, March 16, 2008
Consecutive Complete Games	Dakota Hudson; 2016 (at Auburn (4-0), May 13 and Arkansas (7-0), May 19)
A Complete-Game Shutout	Dakota Hudson; vs. Arkansas (7-0), May 19, 2016
at Home	Dakota Hudson; vs. Arkansas (7-0), May 19, 2016
On The Road	Dakota Hudson; at Auburn (4-0), May 13, 2016
SEC Game	Dakota Hudson; vs. Arkansas (7-0), May 19, 2016
as a Freshman	Scott Tanksley; vs. Mississippi College (6-0), April 20, 1993
Postseason Game	B.J. Wallace; vs. Nicholls State (1-0), May 21, 1992 %
17+ Strikeouts	17 - Chris Stratton; at LSU, March 16, 2012
15+ Strikeouts	15 - Evan Siary; vs. Ole Miss, May 9, 2025
10+ Strikeouts	11 - Pico Kohn; vs. Florida, 2025
8-Consecutive Strikeouts	8 - Pico Kohn, at Oklahoma, March 21, 2025
Recorded Two Saves In One Day	Trevor Fitts; vs. Marshall and Alabama A&M, February 22, 2015

2025 HONORS TRACKER

Hunter Hines, IF/OF

D1Baseball 2025 MLB Draft Top 250 Prospects (No. 161)
Perfect Game Top 75 Seniors (No. 5)
D1 Baseball Top 50 1st Baseman: Preseason 2025 (No. 12)
Preseason All-SEC 1st Team (1B)

Ross Highfill, C

D1Baseball 2025 MLB Draft Top 250 Prospects (No. 92)
D1 Baseball Top 50 Catchers: Preseason 2025 (No. 24)
Buster Posey National Collegiate Catcher of the Year Midseason Watch List

Ace Reese, IF

Perfect Game 2026 MLB Draft Board: Top 150 (No. 83)
Perfect Game Top 100 Collegiate Sophomores (No. 62)
C Spire Ferriss Trophy Finalist
SEC Player of the Week (May 19)
SEC Newcomer of the Year
All-SEC First Team
Dick Howser Trophy Semifinalist

Dylan Cupp, IF

Perfect Game 2026 MLB Draft Board: Top 150 (No. 113)
Perfect Game Top 101 Collegiate Sophomores (No. 80)

Charlie Foster, LHP

Perfect Game 2027 MLB Draft Board: Top 75 (No. 55)

Noah Sullivan, DH/RHP

D1 Baseball Top 50 1st Basemen: Preseason 2025 (No. 20)
NCBWA Preseason All-America Teams: (1st Team - Utility)
John Olerud Two-Way Player of the Week (May 7)
John Olerud Two-Way Player of the Year Semifinalist
Dick Howser Trophy Semifinalist

Sawyer Reeves, IF

D1 Baseball Top 50 2nd Basemen: Preseason 2025 (No. 36)

Pico Kohn, LHP

D1 Baseball Top 150 Starting Pitchers: Preseason 2025 (No. 33)
D1Baseball 2025 MLB Draft Top 250 Prospect (No. 113)
SEC Pitcher of the Week (March 24)
National Pitcher of the Year Watch List (College Baseball Hall of Fame)
MLB Pipeline 2025 MLB Draft Top 150 Prospect (No. 102)

Karson Ligon, RHP

D1 Baseball Top 150 Starting Pitchers: Preseason 2025 (No. 100)

Chase Hungate, RHP

D1 Baseball Top 100 Relief Pitchers: Preseason 2025 (No. 23)
2025 Preseason Stopper of the Year Watch List

Jacob Pruitt, RHP

D1Baseball 2025 MLB Draft Top 250 Prospects (No. 152)

Nolan Stevens, OF/LHP

John Olerud Two-Way Player of the Year Award Watch List

Evan Siary, RHP

SEC Pitcher of the Week (May 12)
Golden Spikes Player of the Week (May 13)
Perfect Game National Pitcher of the Week (May 13)
NCBWA National Pitcher of the Week (May 13)
SEC Community Service Team

2025 SOUTHEASTERN CONFERENCE STATISTICS

NCAA REGIONALS

2025 BASEBALL

MAY 27

SCHEDULE/RESULTS


All times Eastern; [] Indicates Regional seed

Friday, May 30 - NCAA Regionals

- [2] Florida vs. [3] East Carolina - 12 p.m. [ESPN2]
(at Conway S.C.)
- [4] Binghamton at [1] Georgia - 12 p.m. [SEC Network]
- [3] Kentucky vs. [2] West Virginia - 12 p.m. [ESPN2]
(at Clemson, S.C.)
- [4] Houston Christian at [1] Texas - 2 p.m. [ESPN+]
- [2] Alabama vs. [3] Miami - 3 p.m. [ESPN2]
(at Hattiesburg, Miss.)
- [4] North Dakota State at [1] Arkansas - 3 p.m. [ESPN+]
- [4] Little Rock at [1] LSU - 3 p.m. [SEC Network]
- [2] Oklahoma vs. [3] Nebraska - 5 p.m. [ESPN+]
(at Chapel Hill, N.C.)
- [4] Miami (OH) at [1] Tennessee - 6 p.m. [ESPN+]
- [4] Wright State at [1] Vanderbilt - 6 p.m. [SECN]
- [4] Central Conn. State at [1] Auburn - 7 p.m. [ESPN+]
- [3] Mississippi State vs. [2] Northeastern - 7:30 p.m. [ESPN+]
(at Tallahassee, Fla.)
- [4] Murray State at [1] Ole Miss - 8 p.m. [ESPN+]

NCAA Baseball Tournament Schedule

Regionals: Friday, May 30 through Monday, June 2
Super Regionals: Friday, June 6 through Monday, June 9
First day of MCWS games – Friday, June 13
MCWS Finals – Start Saturday, June 21 (best out of 3)



	SEC	Pct.	GB	All	Pct.	H	A	N	T25	T10	L10	Strk
^Texas	22-8	.733	-	42-12	.778	26-5	11-5	5-2	15-8	8-4	4-6	L1
Arkansas	20-10	.667	2.0	43-13	.768	32-4	8-7	3-2	14-7	5-4	6-4	L1
LSU	19-11	.633	3.0	43-14	.754	30-5	8-8	5-1	10-9	8-7	6-4	L1
%Vanderbilt	19-11	.633	3.0	42-16	.724	28-5	10-9	4-2	13-13	5-4	8-2	W7
Georgia	18-12	.600	4.0	42-15	.737	29-4	10-10	3-1	14-12	5-5	6-4	L1
Auburn	17-13	.567	5.0	38-18	.679	25-6	7-11	6-1	16-12	8-8	6-4	L1
Ole Miss	16-14	.533	5.0	40-19	.678	25-8	9-8	6-3	15-12	9-8	7-3	W3
Tennessee	16-14	.533	5.0	43-16	.729	29-9	9-6	5-1	14-11	12-10	5-5	L1
Alabama	16-14	.533	5.0	41-16	.719	25-7	11-8	5-1	17-13	6-6	5-5	L1
Florida	15-15	.500	7.0	38-20	.655	26-10	11-8	1-2	9-16	6-9	6-4	L1
Mississippi State	15-15	.500	7.0	34-21	.618	22-8	9-9	3-4	7-16	3-9	8-2	L1
Oklahoma	14-16	.467	7.0	35-20	.636	20-10	9-9	6-1	10-13	6-10	3-7	L1
Kentucky	13-17	.433	8.0	29-24	.547	19-10	10-13	0-1	10-13	5-10	4-6	L4
Texas A&M	11-19	.367	10.0	30-26	.536	21-13	6-10	3-3	8-16	8-9	4-6	L1
South Carolina	6-24	.200	15.0	28-29	.491	23-12	4-14	1-3	4-19	2-16	2-8	L3
Missouri	3-27	.100	18.0	16-39	.291	8-20	4-15	4-4	0-22	0-12	3-7	L4

^SEC Champion; %SEC Tournament Champion

• A record 13 Southeastern Conference baseball teams were selected to compete for the 2025 NCAA Division I Baseball Championship, according to an announcement Monday by the NCAA Division I Baseball Committee. This marks the first time 13 teams from any conference have earned NCAA Baseball Tournament bids. The previous record was 11 SEC teams a year ago.

• A record-tying eight SEC teams will serve as NCAA Regional hosts. The SEC previously earned eight hosts in 2023.

• SEC squads earned the top four seeds and six of the top-seven in the 64-team field. SEC Tournament champion Vanderbilt was selected as the No. 1 overall seed, followed by SEC regular season champion Texas. Arkansas earned the No. 3 seed, Auburn earned the No. 4 seed, LSU earned the No. 6 seed and Georgia earned the No. 7 seed. Ole Miss is seeded 10th, while Tennessee is seeded 14th. Other SEC schools that earned bids include Alabama, Florida, Kentucky, Mississippi State and Oklahoma.

• Arkansas' Wehiwa Aloy was named SEC Player of the Year, Tennessee's Liam Doyle is the SEC Pitcher of the Year, Texas' Dylan Volantis is the SEC Freshman of the Year, Mississippi State's Ace Reese is the SEC Newcomer of the Year, Texas A&M's Ryan Prager is the SEC Scholar-Athlete of the Year, and Texas' Jim Schlossnagle is the SEC Coach of the Year.

• Texas won the SEC regular season championship with a 22-8 record in the Longhorns' first year in the league. Vanderbilt claimed the SEC Tournament title with a 3-2 win over Ole Miss in the championship game.

• SEC teams and individuals entering the week ranked No. 1 statistically in the NCAA include:

- » Georgia with 133 home runs
- » Arkansas with a 3.49 strikeout-to-walk ratio
- » Vanderbilt with 11.9 strikeouts per nine innings
- » LSU's Kade Anderson with 145 strikeouts
- » Tennessee's Liam Doyle with 15.4 Ks/9 innings
- » Alabama's Carson Ozmer with 17 saves

• A total of 113 SEC baseball student-athletes are eligible to wear the SEC graduate patch on their uniforms this season, signifying that they have earned their college degrees.

• A total of eight SEC players, more than any other conference, were named semifinalists for the Golden Spikes Award at the end of the regular season.

• A total of 89 players formerly from the SEC's 16 universities were named to Major League Baseball opening day rosters. That is 17 more than any other conference.

• Total attendance at baseball games on SEC campuses exceeded 3.2 million in the regular season.

• Five SEC coaches rank among the winningest active Division I coaches in the nation: Paul Mainieri (1st, 1,531 wins), Dave Van Horn (4th with 1,297 wins), Tim Corbin (8th with 1,069 wins), Mike Bianco (9th with 1,046 wins).



2025 HOME RUN TRACKER

No.	Player	Game	Date	Opponent	Pitcher	On Base	Inn.	Outs	Count	Score	Final
1.	Ace Reese	1	Feb. 14	Manhattan	Craska	0	3	1	2-2	8-0	17-3
2.	Hunter Hines	1	Feb. 14	Manhattan	Craska	1	3	1	2-0	9-0	17-3
3.	Aaron Downs	1	Feb. 14	Manhattan	Brown	2	4	1	0-1	14-0	17-3
4.	Reed Stallman	2	Feb. 14	Manhattan	Smoot	2	7	1	2-1	10-1	13-1
5.	Nolan Stevens	3	Feb. 16	Manhattan	Castelluccio	1	6	1	0-0	3-1	5-1
6.	Reed Stallman	6	Feb. 22	Missouri State	Holmes	0	5	0	0-2	1-1	9-3
7.*	Gehrig Frei	7	Feb. 23	Missouri State	Charlton	0	1	0	0-0	0-0	6-4
8.	Aaron Downs	7	Feb. 23	Missouri State	Charlton	0	4	0	0-1	1-1	6-4
9.	Hunter Hines	7	Feb. 23	Missouri State	Knight	0	5	0	1-2	3-1	6-4
10.	Ace Reese	7	Feb. 23	Missouri State	Ferguson	1	6	2	0-0	4-1	6-4
11.	Noah Sullivan	8	Feb. 25	Troy	Stewart	3	5	1	3-1	5-0	5-6
12.	Aaron Downs	9	Feb. 28	Rice	Keo	0	7	0	2-1	6-3	14-3
13.	Nolan Stevens	9	Feb. 28	Rice	Keo	1	7	0	0-2	7-3	14-3
14.	Ace Reese	9	Feb. 28	Rice	Ben-Shoshan	1	7	0	2-2	12-3	14-3
15.	Ace Reese	10	March 1	Arizona	Kramkowski	0	1	2	1-2	0-2	5-6
16.	Ace Reese	10	March 1	Arizona	Kramkowski	0	4	1	0-1	1-5	5-6
17.	Bryce Chance	11	March 2	Oklahoma State	Watkins	0	1	1	0-1	0-0	7-9
18.	Reed Stallman	11	March 2	Oklahoma State	Watkins	0	4	1	1-1	1-6	7-9
19.	Reed Stallman	11	March 2	Oklahoma State	Wech	2	7	2	3-2	4-9	7-9
20.	Bryce Chance	12	March 5	Southern Miss	Sunstrom	0	1	1	0-0	0-0	18-3
21.	Noah Sullivan	12	March 5	Southern Miss	Best	0	3	1	0-0	2-2	18-3
22.	Nolan Stevens	12	March 5	Southern Miss	Best	0	3	1	0-1	3-2	18-3
23.	Nolan Stevens	12	March 5	Southern Miss	Long	1	5	2	3-1	10-2	18-3
24.	Ace Reese	12	March 5	Southern Miss	Richardson	2	6	1	1-0	14-3	18-3
25.	Noah Sullivan	13	March 7	Queens	Jurecka	0	5	0	0-0	4-1	9-3
26.	Hunter Hines	13	March 7	Queens	Jurecka	0	5	1	1-0	5-1	9-3
27.	Aaron Downs	14	March 8	Queens	Quezada	1	4	2	1-0	4-1	10-2
28.	Aaron Downs	14	March 8	Queens	Brown	1	6	0	2-0	7-1	10-2
29.	Bryce Chance	14	March 8	Queens	Brown	1	6	2	1-1	9-1	10-2
30.	Aaron Downs	15	March 9	Queens	Ruller	0	2	0	1-1	2-0	9-3
31.	Aaron Downs	15	March 9	Queens	Ruller	0	3	0	0-1	6-0	9-3
32.	Noah Sullivan	18	March 14	Texas	Spencer	0	2	0	1-0	1-2	7-8
33.	Ross Highfill	18	March 14	Texas	Spencer	2	2	1	0-0	4-2	7-8
34.	Reed Stallman	21	March 18	Jackson State	Gonzalez	2	1	0	2-0	3-0	16-3
35.	Joe Powell	21	March 18	Jackson State	Thomas	2	4	0	0-0	11-0	16-3
36.	Ace Reese	23	March 22	Oklahoma	Crossland	1	3	0	0-1	2-7	11-13
37.	Hunter Hines	23	March 22	Oklahoma	Crossland	1	3	2	2-2	5-7	11-13
38.	Ace Reese	23	March 22	Oklahoma	Crossland	2	4	0	0-1	7-7	11-13
39.	Ace Reese	26	March 27	LSU	Anderson	1	1	1	2-0	2-0	6-8
40.	Joe Powell	26	March 27	LSU	Anderson	0	2	1	1-1	3-1	6-8
41.	Hunter Hines	26	March 27	LSU	Anderson	0	3	2	2-2	4-1	6-8
42.	Hunter Hines	28	March 29	LSU	Shores	0	2	1	0-0	1-8	8-17
43.	Hunter Hines	29	April 1	Memphis	Robinson	0	4	2	3-2	1-3	5-3
44.	Noah Sullivan	29	April 1	Memphis	Ellis	0	6	2	0-0	3-3	5-3
45.	Noah Sullivan	31	April 5	South Carolina	J. Evans	1	1	1	3-1	2-0	11-4
46.	Ace Reese	31	April 5	South Carolina	J. Evans	0	3	0	0-0	3-1	11-4
47.	Dylan Cupp	31	April 5	South Carolina	Marlatt	0	6	1	1-0	8-4	11-4
48.	Ace Reese	31	April 5	South Carolina	Palmer	0	6	2	3-2	9-4	11-4
49.	Reed Stallman	31	April 5	South Carolina	Russell	0	8	1	3-1	11-4	11-4
50.	Noah Sullivan	32	April 6	South Carolina	B. Stone	0	4	0	0-1	1-0	6-0
51.	Noah Sullivan	33	April 8	UAB	Hill	1	5	1	2-2	6-2	8-3
52.	Hunter Hines	34	April 11	Alabama	Adams	1	1	2	0-0	3-0	13-3
53.	Sawyer Reeves	34	April 11	Alabama	Adams	0	3	1	3-2	4-0	13-3
54.	Gehrig Frei	35	April 12	Alabama	Quick	0	1	0	2-1	1-0	1-4
55.	Sawyer Reeves	36	April 13	Alabama	Fay	1	1	0	0-1	2-0	4-2
56.	Ross Highfill	36	April 13	Alabama	Myers	0	7	2	1-1	3-2	4-2
57.	Ace Reese	36	April 13	Alabama	Morris	0	8	1	1-1	4-2	4-2
58.	Steven Spalitta	37	April 15	Southern	Stewart	2	3	1	0-0	12-2	16-2
59.	Gehrig Frei	38	April 18	Florida	Peterson	0	1	0	0-0	1-0	3-13
60.	Reed Stallman	38	April 18	Florida	Peterson	0	4	2	1-1	3-1	3-13
61.	Noah Sullivan	39	April 19	Florida	King	1	1	2	3-2	2-1	8-11
62.	Reed Stallman	39	April 19	Florida	Clemente	1	7	1	1-1	8-9	8-11
63.	Ace Reese	40	April 20	Florida	McNeillie	1	1	1	0-1	2-2	14-8
64.	Joe Powell	40	April 20	Florida	McNeillie	2	3	2	0-1	7-2	14-8
65.	Gerhig Frei	40	April 20	Florida	Barberi	0	5	2	2-1	9-5	14-8
66.	Gerhig Frei	40	April 20	Florida	Barlow	0	8	2	2-2	9-8	14-8
67.	Noah Sullivan	42	April 25	Auburn	Dutton	1	4	0	2-2	2-0	5-6
68.	Joe Powell	42	April 25	Auburn	Myers	2	7	0	0-0	4-4	5-6
69.	Ace Reese	43	April 26	Auburn	Fisher	1	1	1	2-0	2-0	12-7
70.	Hunter Hines	43	April 26	Auburn	Fisher	1	1	1	2-0	4-0	12-7
71.	Noah Sullivan	43	April 26	Auburn	Sanders	0	8	2	1-0	11-5	12-7
72.	Ace Reese	44	April 27	Auburn	Tilly	0	3	0	1-1	3-8	8-14
73.	Hunter Hines	44	April 27	Auburn	Carlson	0	7	1	2-2	7-11	8-14
74.	Ace Reese	44	April 27	Auburn	Myers	0	9	1	1-1	8-14	8-14
75.	Reed Stallman	45	April 29	Memphis	Pittman	2	3	1	1-0	7-0	18-5
76.	Ross Highfill	45	April 29	Memphis	Chorzelewski	2	4	0	3-1	16-0	18-5
77.	Joe Powell	46	May 3	Kentucky	Skelding	0	5	0	1-1	6-4	14-4
78.	Hunter Hines	47	May 3	Kentucky	McCay	1	2	0	2-2	2-0	6-5
79.	Gehrig Frei	47	May 3	Kentucky	McCay	0	3	1	1-0	3-2	6-5
80.	Sawyer Reeves	47	May 3	Kentucky	McCay	0	3	1	1-2	4-2	6-5
81.	Ace Reese	48	May 9	Ole Miss	Elliott	0	1	2	2-1	1-2	4-10
82.	Gehrig Frei	48	May 9	Ole Miss	Morris	0	8	0	2-0	3-10	4-10
83.	Reed Stallman	49	May 15	Missouri	Kehlenbrink	0	2	2	2-1	4-0	25-7
84.	Joe Powell	49	May 15	Missouri	Kehlenbrink	0	4	0	0-0	5-0	25-7
85.	Reed Stallman	49	May 15	Missouri	Kehlenbrink	1	4	1	2-1	7-0	25-7
86.	Ace Reese	49	May 15	Missouri	Jacobi	1	4	2	2-0	8-0	25-7
87.	Ace Reese	49	May 15	Missouri	Jacobi	2	6	1	0-0	11-0	25-7
88.	Noah Sullivan	49	May 15	Missouri	Kirchhoff	1	9	0	2-2	17-7	25-7
89.	Hunter Hines	49	May 15	Missouri	Kirchhoff	0	9	0	0-0	18-7	25-7
90.	Hunter Hines	49	May 15	Missouri	McCartney	1	9	2	3-2	25-7	25-7
91.	Joe Powell	50	May 16	Missouri	Neubeck	2	1	2	1-1	5-0	13-3
92.	Bryce Chance	50	May 16	Missouri	Neubeck	1	2	2	3-2	8-0	13-3
93.	Ace Reese	50	May 16	Missouri	Lucas	0	4	0	0-1	9-2	13-3
94.	Hunter Hines	50	May 16	Missouri	Lucas	2	6	1	0-0	12-3	13-3
95.	Hunter Hines	51	May 17	Missouri	McDevitt	1	1	2	1-1	2-0	12-1
96.	Noah Sullivan	51	May 17	Missouri	Lovett	1	2	0	0-0	8-0	12-1
97.	Ace Reese	51	May 17	Missouri	Lovett	0	4	0	1-1	9-1	12-1

SERIES STATS

BATTING

	AVG	AB	R	H	RBI	2B	3B	HR	BB	K
Manhattan	.359	92	35	33	33	8	0	5	20	18
at Southern Miss	.129	31	0	4	0	0	0	0	1	10
Missouri State	.273	99	18	27	16	4	2	5	15	26
Troy	.325	40	5	13	5	4	0	1	4	12
Astros Foundation Classic	.324	105	26	34	25	7	1	8	6	27
Southern Miss	.553	38	18	21	16	6	0	4	6	4
Queens	.358	106	28	38	27	9	0	7	11	14
vs. Old Dominion	.333	30	9	10	8	6	0	0	6	4
vs. Nicholls State	.160	25	2	4	1	0	1	0	7	5
Texas	.229	83	11	19	11	3	0	2	13	21
Jackson State	.433	30	16	13	14	2	0	2	12	6
at Oklahoma	.296	108	16	32	15	8	0	3	8	31
Samford	.276	29	6	8	5	2	0	0	5	3
at LSU	.230	100	15	23	14	4	0	4	17	40
at Memphis	.200	30	5	6	5	2	0	2	5	8
South Carolina	.295	95	20	28	19	9	0	6	10	19
at UAB	.212	33	8	7	8	2	0	1	3	12
at Alabama	.304	102	18	31	18	8	0	6	9	26
Southern	.393	28	16	11	13	3	0	1	8	7
Florida	.343	108	25	37	24	2	0	8	7	34
vs. Ole Miss	.237	38	7	9	5	2	0	0	4	15
at Auburn	.278	108	25	30	24	5	0	8	12	25
Memphis	.516	31	18	16	18	4	0	2	8	5
Kentucky	.304	102	26	31	23	6	0	4	14	22
Ole Miss	.263	99	14	26	14	6	1	2	9	26
North Alabama	-	-	-	-	-	-	-	-	-	-
at Missouri	.409	115	50	47	46	11	1	15	13	28
vs. Texas A&M	.194	31	0	6	0	0	0	0	3	7

PITCHING

	ERA	W-L	SV	IP	H	R	ER	BB	SO	2B	3B	HR	B/AVG
Manhattan	1.96	3-0	0	23.0	12	5	5	7	40	0	0	0	.152
at Southern Miss	1.12	0-1	0	8.0	4	3	1	2	8	1	0	1	.138
Missouri State	2.33	3-0	2	27.0	12	8	7	20	34	5	0	1	.136
Troy	5.00	0-1	0	9.0	7	6	5	2	20	0	0	3	.200
Astros Foundation Classic	4.88	1-2	1	24.0	22	18	13	7	34	3	1	3	.234
Southern Miss	2.57	1-0	0	7.0	5	3	2	3	3	1	0	0	.208
Queens	2.00	3-0	0	27.0	15	8	6	9	37	1	2	0	.161
vs. Old Dominion	4.00	1-0	0	9.0	7	4	4	4	16	0	0	1	.250
vs. Nicholls State	1.00	1-0	1	9.0	4	1	1	3	9	0	0	0	.167
Texas	6.26	0-3	0	23.0	21	17	16	9	32	4	1	4	.239
Jackson State	3.86	1-0	0	7.0	6	3	3	1	15	2	0	0	.222
at Oklahoma	5.40	1-2	1	25.0	25	21	15	13	29	5	0	3	.250
Samford	0.00	1-0	0	9.0	5	1	0	2	14	0	0	0	.161
at LSU	9.00	0-3	0	24.0	34	27	24	12	29	3	0	7	.337
at Memphis	3.00	1-0	1	9.0	8	3	3	1	13	0	0	0	.229
South Carolina	3.00	2-1	1	27.0	17	11	9	10	34	3	0	4	.175
at UAB	2.00	1-0	0	9.0	7	3	2	3	12	4	0	0	.206
at Alabama	2.52	2-1	0	25.0	22	9	7	7	24	5	1	1	.232
Southern	2.57	1-0	0	7.0	3	2	2	2	9	0	0	2	.125
Florida	10.36	1-2	0	26.0	41	32	30	15	33	10	1	7	.350
vs. Ole Miss	6.52	0-1	0	9.2	14	8	7	3	11	2	1	2	.326
at Auburn	9.36	1-2	0	25.0	33	27	26	7	26	7	6	6	.317
Memphis	1.29	1-0	0	7.0	6	5	1	3	11	0	0	0	.214
Kentucky	3.00	3-0	1	27.0	17	10	9	12	29	1	5	1	.187
Ole Miss	4.33	2-1	1	27.0	22	16	13	18	38	4	0	5	.220
North Alabama	-	-	-	-	-	-	-	-	-	-	-	-	-
at Missouri	3.91	3-0	1	23.0	18	11	10	8	35	3	0	2	.212
vs. Texas A&M	7.00	0-1	0	9.0	10	9	7	4	10	3	0	1	.270



PITCHING STATS

PITCHING (STARTERS)

Date	Opp.	IP	H	R	ER	BB	K
2/14	Manhattan - G1	5.0	1	0	0	0	11
2/14	Manhattan - G2	4.0	4	1	1	0	8
2/16	Manhattan	3.0	1	0	0	2	5
2/18	at Southern Miss	2.0	1	3	1	2	3
2/21	Missouri State	6.1	4	1	1	0	11
2/22	Missouri State	3.0	2	1	0	3	3
2/23	Missouri State	4.0	0	1	1	4	5
2/25	Troy	4.0	1	1	1	0	9
2/28	vs. Rice (3)	6.1	4	3	2	2	6
3/1	vs. Arizona (3)	2.0	4	5	4	1	3
3/2	vs. Oklahoma State (3)	2.2	5	6	3	3	3
3/5	Southern Miss	3.2	3	3	2	3	2
3/7	Queens	6.0	4	3	3	2	9
3/8	Queens	6.0	1	1	1	2	4
3/9	Queens	5.0	2	0	0	2	9
3/11	vs. Old Dominion (2)	3.0	2	0	0	1	5
3/12	vs. Nicholls State (2)	3.0	2	0	0	0	2
3/14	Texas*	6.0	3	5	4	1	6
3/16	Texas*-G2	2.2	3	3	3	4	2
3/16	Texas*-G3	3.2	4	2	2	0	4
3/18	Jackson State	3.0	1	0	0	0	4
3/21	at Oklahoma*	6.0	2	0	0	2	10
3/22	at Oklahoma*	1.0	5	7	2	1	1
3/23	at Oklahoma*	5.0	4	5	5	3	5
3/25	Samford	2.0	2	0	0	1	1
3/27	at LSU*	3.0	3	2	1	1	3
3/28	at LSU*	5.0	5	2	2	0	8
3/29	at LSU*	0.2	7	8	7	0	0
4/1	at Memphis	2.0	2	0	0	0	1
4/4	South Carolina*	5.0	6	3	3	3	6
4/5	South Carolina*	4.1	5	4	4	2	5
4/6	South Carolina*	6.0	1	0	0	1	8
4/8	at UAB	2.0	5	2	2	1	1
4/11	at Alabama*	4.0	6	3	3	2	3
4/12	at Alabama*	4.0	5	2	2	2	4
4/13	at Alabama*	4.0	1	1	0	0	2
4/15	Southern	2.0	1	1	1	0	4
4/18	Florida*	5.0	6	2	2	2	11
4/19	Florida*	4.0	4	2	2	2	6
4/20	Florida*	5.0	8	5	5	2	4
4/22	vs. Ole Miss (1)	3.1	4	2	2	1	1
4/25	at Auburn*	6.2	9	6	6	1	8
4/26	at Auburn*	6.0	4	3	3	1	4
4/27	at Auburn*	1.1	7	8	7	3	1
4/29	Memphis	3.0	1	0	0	0	5
5/3	Kentucky*-G1	5.2	5	4	3	3	4
5/3	Kentucky*-G2	3.1	4	5	5	2	5
5/4	Kentucky*	3.0	1	1	1	1	4
5/9	Ole Miss*-G1	5.0	6	8	6	3	7
5/9	Ole Miss*-G2	8.0	6	0	0	0	15
5/10	Ole Miss*	5.0	3	1	1	6	7
5/13	North Alabama	-	-	-	-	-	-
5/15	at Missouri*	4.1	2	0	0	4	7
5/16	at Missouri*	3.2	4	3	2	2	6
5/17	at Missouri*	5.0	3	1	1	0	7
5/21	vs. Texas A&M	1.2	5	6	5	2	3

* - Southeastern Conference game

(1) - Trustmark Park; Pearl, Miss. | (2) - Kessler Federal Park; Biloxi, Miss.

(3) - Daikin Park; Houston, Texas

PITCHING (BULLPEN)

Date	Opp.	IP	H	R	ER	BB	K
2/14	Manhattan - G1	2.0	2	3	3	3	3
2/14	Manhattan - G2	3.0	2	0	0	0	5
2/16	Manhattan	6.0	2	1	1	0	8
2/18	at Southern Miss	6.0	3	0	0	0	5
2/21	Missouri State	2.2	1	0	0	3	3
2/22	Missouri State	6.0	3	2	2	6	9
2/23	Missouri State	5.0	2	3	3	4	3
2/25	Troy	5.0	6	5	4	2	11
2/28	vs. Rice (3)	0.2	1	0	0	0	2
3/1	vs. Arizona (3)	7.0	4	1	1	0	15
3/2	vs. Oklahoma State (3)	5.1	4	3	3	1	5
3/5	Southern Miss	3.1	2	0	0	0	1
3/7	Queens	3.0	2	0	0	0	7
3/8	Queens	3.0	2	1	1	1	3
3/9	Queens	4.0	4	3	2	2	5
3/11	vs. Old Dominion (2)	6.0	5	4	4	3	11
3/12	vs. Nicholls State (2)	6.0	2	1	1	3	7
3/14	Texas*	3.0	6	3	3	0	5
3/16	Texas*-G2	4.1	2	2	2	1	10
3/16	Texas*-G3	3.1	3	2	2	2	5
3/18	Jackson State	4.0	5	2	2	1	11
3/21	at Oklahoma*	3.0	2	1	0	1	4
3/22	at Oklahoma*	7.0	9	6	6	4	6
3/23	at Oklahoma*	3.0	3	2	2	2	3
3/25	Samford	7.0	3	1	0	1	13
3/27	at LSU*	5.0	5	6	6	4	2
3/28	at LSU*	3.0	2	0	0	0	3
3/29	at LSU*	7.1	12	9	8	7	11
4/1	at Memphis	7.0	6	3	3	1	12
4/4	South Carolina*	4.0	4	4	2	3	6
4/5	South Carolina*	4.2	0	0	0	1	4
4/6	South Carolina*	3.0	1	0	0	0	5
4/8	at UAB	7.0	2	1	0	2	11
4/11	at Alabama*	4.0	5	0	0	0	5
4/12	at Alabama*	4.0	4	2	2	0	2
4/13	at Alabama*	5.0	1	1	0	1	7
4/15	Southern	5.0	2	1	1	2	5
4/18	Florida*	3.0	11	11	11	1	3
4/19	Florida*	5.0	7	9	7	6	6
4/20	Florida*	4.0	5	3	3	1	3
4/22	vs. Ole Miss (1)	6.1	10	6	6	2	10
4/25	at Auburn*	1.1	1	0	0	0	0
4/26	at Auburn*	3.0	5	4	4	2	6
4/27	at Auburn*	6.2	7	6	6	0	7
4/29	Memphis	4.0	5	4	1	3	6
5/3	Kentucky*-G1	1.1	1	0	0	0	2
5/3	Kentucky*-G2	7.2	1	0	0	3	10
5/4	Kentucky*	6.0	5	0	0	3	4
5/9	Ole Miss*-G1	4.0	3	2	2	3	5
5/9	Ole Miss*-G2	1.0	1	1	1	1	1
5/10	Ole Miss*	4.0	3	4	3	5	3
5/13	North Alabama	-	-	-	-	-	-
5/15	at Missouri*	4.2	7	7	7	1	6
5/16	at Missouri*	3.1	1	0	0	1	5
5/17	at Missouri*	2.0	1	0	0	3	4
5/21	vs. Texas A&M	7.1	5	3	2	2	7

* - Southeastern Conference game

(1) - Trustmark Park; Pearl, Miss. | (2) - Kessler Federal Park; Biloxi, Miss.

(3) - Daikin Park; Houston, Texas

SEC SWEEPS

MSU at HOME VS.

Alabama	April 12-14, 2019
Arkansas	April 20-21, 2018
Auburn	April 19-21, 2024
Florida	May 17-19, 2018
Georgia	April 26-28, 2019
Kentucky	May 3-4, 2025
LSU	April 20-21, 1985
Ole Miss	May 18-19, 2002
Missouri	May 5-7, 2016
Oklahoma	Never
South Carolina	Never
Tennessee	March 24-26, 2017
Texas	Never
Texas A&M	April 30-May 1, 2021
Vanderbilt	March 11-12, 2000

MSU ON THE ROAD VS.

Alabama	May 20-22, 2021
Arkansas	March 21-23, 2003
Auburn	April 9-11, 2021
Florida	Never
Georgia	March 28-30, 1997
Kentucky	April 1-3, 1994
LSU	April 18-19, 1981
Ole Miss	May 10-12, 2019
Missouri	May 15-17, 2025
Oklahoma	Never
South Carolina	Never
Tennessee	May 6-8, 2011
Texas A&M	April 12-14, 2013
Texas	Never
Vanderbilt	April 20-21, 1991



2025 DAY-BY-DAY RESULTS

DATE	OPP	W/L	SCORE	WP	LP	SV	REC.
2/14	MAN - G1	W	17-3 (7)	Kohn (1-0)	Romero (0-1)	--	1-0
2/14	MAN - G2	W	13-1 (7)	Ligon (1-0)	Grasser (0-1)	--	2-0
2/16	MAN	W	5-1	Simmons (1-0)	Duffield (0-1)	--	3-0
2/18	at USM	L	3-0	Allen (1-0)	Foster (0-1)	Payne (1)	3-1
2/21	Mo. St.	W	3-1	Burns (1-0)	Knight (0-1)	Dotson (1)	4-1
2/22	Mo. St.	W	9-3	McPherson (1-0)	Holmes (0-2)	--	5-1
2/23	Mo. St.	W	6-4	Simmons (2-0)	Charlton (1-1)	Hungate (1)	6-1
2/25	TROY	L	6-5	Gorgen (1-0)	Davis (0-1)	--	6-2
2/28	vs. Rice (3)	W	14-3 (7)	Kohn (2-0)	Hickson (0-1)	Hungate (2)	7-2
3/1	vs. UA (3)	L	6-5	Kramkowski (1-1)	Ligon (1-1)	Pluta (1)	7-3
3/2	vs. OSU (3)	L	9-7	Watkins (2-0)	Simmons (2-1)	Youngerman (1)	7-4
3/5	USM	W	18-3 (7)	Hungate (1-0)	Best (0-1)	--	8-4
3/7	QU	W	9-3	Kohn (3-0)	Jurecka (0-3)	--	9-4
3/8	QU	W	10-2	Davis (1-1)	Quezada (0-3)	--	10-4
3/9	QU	W	9-3	Ligon (2-1)	Renaud (0-1)	--	11-4
3/11	vs. ODU (2)	W	9-4	Grant (1-0)	Landford (0-1)	--	12-4
3/12	vs. NSU (2)	W	2-1	Stevens (1-0)	Jordan (2-2)	Mcpherson (1)	13-4
3/14	TEX	L	8-7	Duplantier II (2-0)	Hungate (1-1)	Volantis (2)	13-5
3/16	TEX-G2	L	5-3 (7)	Riojas (4-0)	Williams (0-1)	Volantis (3)	13-6
3/16	TEX-G3	L	4-1 (7)	Flores (2-0)	Ligon (2-2)	Grubbs (4)	13-7
3/18	JSU	W	16-3 (7)	Mannell (1-0)	Gonzalez (3-1)	--	14-7
3/21	at OU	W	2-1	Kohn (4-0)	K. Witherspoon (5-1)	Dotson (1)	15-7
3/22	at OU	L	13-11	Crooks (2-0)	Williams (0-2)	-	15-8
3/23	at OU	L	7-3	Bodin (2-0)	Ligon (2-3)	Crooks (7)	15-9
3/25	SAM	W	6-1	Mannell (2-0)	Rice (0-2)	--	16-9
3/27	at LSU	L	8-6	Benge (1-1)	Burns (1-1)	Cowan (3)	16-10
3/28	at LSU	L	2-1	Eyanson (4-0)	Kohn (4-1)	Evans (5)	16-11
3/29	at LSU	L	17-8	Ware (4-0)	Ligon (2-4)	--	16-12
4/1	at MEM	W	5-3	McPherson (2-0)	Donahue (0-2)	Simmons (1)	17-12
4/4	USC	L	7-3	McCoy (3-3)	Davis (1-2)	Sweeney (5)	17-13
4/5	USC	W	11-4	Hungate (2-1)	J. Evans (3-1)	--	18-13
4/6	USC	W	6-0	Ligon (3-4)	B. Stone (1-4)	Simmons (2)	19-13
4/8	at UAB	W	8-3	McPherson (3-0)	Hill (1-1)	--	20-13
4/11	at Bama	W	13-3 (8)	Simmons (3-1)	Adams (4-2)	--	21-13
4/12	at Bama	L	4-1	Quick (5-1)	Siary (0-1)	Ozmer (11)	21-14
4/13	at Bama	W	4-2	Williams (1-2)	Myers	--	22-14
4/15	SU	W	16-2 (7)	McPherson (4-0)	Newman (0-2)	--	23-14
4/18	UF	L	13-3 (8)	Peterson (6-2)	Simmons (3-2)	--	23-15
4/19	UF	L	11-8	Philpott (3-3)	Williams (1-3)	Clemente (3)	23-16
4/20	UF	W	14-8	Ligon (4-4)	McNeillie (3-2)	--	24-16
4/22	vs. OM (1)	L	8-7 (10)	Calhoun (3-0)	Dotson (0-1)	--	24-17
4/25	at AU	L	6-5	Myers (1-2)	Kohn (4-2)	Hetzler (5)	24-18
4/26	at AU	W	12-7	Siary (1-1)	Fisher (1-2)	--	25-18
4/27	at AU	L	14-8	Myers (2-2)	Ligon (4-5)	--	25-19
4/29	MEM	W	18-5	Pruitt (1-0)	Robinson (1-3)	--	26-19
5/3	UK-G1	W	14-4(7)	Kohn (5-2)	Adcock (1-2)	Davis (1)	27-19
5/3	UK-G2	W	6-5(11)	Dotson (1-1)	Gregersen (0-3)	--	28-19
5/4	UK	W	6-1	Davis (2-2)	Cleaver (5-3)	--	29-19
5/9	OM-G1	L	10-4	Elliott (7-3)	Kohn (5-3)	--	29-20
5/9	OM-G2	W	4-1	Siary (2-1)	Maddox (5-5)	--	30-20
5/10	OM	W	6-5	Ligon (5-5)	Nichols (3-2)	McPherson (2)	31-20
5/13	UNA	-	-	-	-	-	-
5/15	at MIZ	W	25-7	Simmons (4-2)	Kehlenbrink (0-5)	Williams (1)	32-20
5/16	at MIZ	W	13-3	Davis (3-2)	Neubeck (1-5)	--	33-20
5/17	at MIZ	W	12-1	Ligon (6-5)	McDevitt (0-2)	--	34-20
5/21	TAMU (4)	L	9-0	Prager (4-5)	McPherson (5-1)	--	34-21

* - Southeastern Conference game | (1) - Trustmark Park; Pearl, Miss. | (2) - Keesler Federal Park; Biloxi, Miss. | (3) - Daikin Park; Houston, Texas
(4) Hoover Met; Hoover, Ala.

STATS BY MONTH

FEBRUARY TOTALS: 7-2	TEAM ERA: 2.43	TEAM BATTING: .314
MARCH TOTALS: 9-10	TEAM ERA: 4.70	TEAM BATTING: .300
APRIL TOTALS: 10-7	TEAM ERA: 5.41	TEAM BATTING: .305
MAY TOTALS: 8-2	TEAM ERA: 4.08	TEAM BATTING: .317
JUNE TOTALS: 0-0	TEAM ERA: 0.00	TEAM BATTING: .000

RECORD BY MONTH

Month	Home	Road	Neutral	Total
February	6-1	0-1	1-0	7-2
March	6-3	1-5	2-2	9-10
April	5-3	5-3	0-1	10-7
May	5-1	3-0	0-0	8-1
June	0-0	0-0	0-0	0-0
Totals	22-8	8-7	3-4	34-21

MARGIN OF VICTORY

	1	2	3	4	5	6	7	8	9	10	11	12+
Miss. State	4	4	1	1	5	5	1	1	0	3	2	7
Opponents	6	4	4	2	0	2	0	0	2	1	0	0

SCORING BY INNING

	1	2	3	4	5	6	7	8	9	10	11	12+	Total
Miss. State	72	46	52	72	49	63	41	27	14	0	1	0	437
Opponents	26	43	28	24	40	36	37	21	15	1	0	0	271



DUDY NOBLE FIELD

BIOGRAPHY

The largest on-campus facility in college baseball, Dudy Noble Field will see the 59th season of Mississippi State baseball at its current site in 2025. With over 1,700 games played at the venue, the Diamond Dawgs have a .725 winning percentage at the facility, which received a \$68-million upgrade prior to the 2019 season.

The field is named in honor of longtime MSU baseball coach, athletics director and ABCA Hall of Famer Clarke Randolph "Dudy" Noble. On April 27, 1998 the facility was renamed Dudy Noble Field, Polk-DeMent Stadium, honoring another ABCA Hall of Famer, former Bulldog skipper Ron Polk, and the late Gordon DeMent, a successful businessman and longtime fan of the Diamond Dawgs from Indianola, Mississippi.

The Origin

From 1929 until 1964, Mississippi State hosted its baseball games at the original on-campus venue, Hardy Field, which was located several hundred yards to the south of the Bulldogs' home football venue, Davis Wade Stadium at Scott Field. The baseball field was closed following the 1964 season to make way for the construction of Dorman Hall and for the next two seasons the Diamond Dawgs played their home games at Redbird Park in Columbus, Mississippi, capturing SEC titles both seasons at their temporary home.

The tin-roofed grandstand and 2,000-seat bleachers from the original Dudy Noble Field were transported to the stadium's present site, which became playable for the 1967 season. Since that time, facility enhancements have followed at a steady pace to make the "Carnegie Hall of College Baseball" one of the finest all-around facilities on the road to Omaha. Among with numerous upgrades, the current site has seen two complete demolitions and reconstructions, the latest occurring during a three-year span from 2017-2019 and opening prior to the start of the 2019 campaign.

Leading the Attendance Boom

With a laundry list of legendary names on its all-time roster, it comes as no surprise that Mississippi State ranks among the nation's attendance leader's year in and year out. The Dudy Noble Field faithful have sold out the reserved seating allotment every season since 1987.

Along with routinely hosting some of the largest crowds in the SEC, the last 11 three-day Super Bulldog Weekend series have drawn more than 25,000 fans. The most fans for a Super Bulldog Weekend game during the 2023 season with 43,986 fans came to The Dude.

MSU eclipsed the 200,000 mark in paid attendance at Dudy Noble Field for six-straight seasons between 2012-17, marking the first such occurrence in the program's history. Over the past three seasons, MSU has eclipsed the 300,000 mark in paid attendance, which had never been done before in back-to-back-to-back seasons. In 2013, the Diamond Dawgs' five-millionth fan walked through the turnstiles at Dudy Noble Field. Since home attendance figures were charted starting in 1976, the "Carnegie Hall of College Baseball" has seen 7,616,815 fans rush through the gates.

In 24 of the last 25 seasons, Mississippi State has averaged 6,000 fans per game, including a record average of 11,094 during the 2023 campaign, the second-best mark in the nation. Overall, State has eclipsed the 200,000-fan mark 16 times since 2002, with a school-record 373,784 viewing the 2019 home schedule.

Of the top 25 all-time college baseball on-campus attendances, Dudy Noble Field finds itself on the list 24 times, most notably owning the all-time on-campus attendance record of 16,423 on April 15, 2023. The Bulldogs own all of the top 15 marks and 19 of the top 20 marks, in NCAA on-campus history and are the only NCAA baseball program to boast on-campus attendances of 14,000 or more. The five largest NCAA Super Regional crowds have all assembled in Starkville, Mississippi, as well.

From April 14-16, 2023, the Bulldog faithful flooded the gates at Dudy Noble Field to the tune of 43,986 fans for a three-game series versus Ole Miss. The nearly 44,000 fans on the weekend set an NCAA on-campus attendance record for a three-game series.

During the 2024 season, the Diamond Dawg faithful showed up in groves as 370,711 fans appeared at The Dude with Mississippi State receiving the largest average attendance numbers in the nation, averaging 10,903 fans per game. The

Diamond Dawgs had 10,000+ fans at 23 games last season at Dudy Noble Field. Dudy Noble Field has ushered in crowds of 10,000 or better 128 times, including 2007 NCAA Super Regional-record draws of 13,715 and 12,620 for nationally-televised, late-morning games against Clemson. In 2019, the first season of the "New Dude," the Diamond Dawgs garnered crowds of 10,000-plus 10 times. Over the last three seasons the number of 10,000-plus crowds have grown and MSU set a school record with 21 during the 2024 season.

Mississippi State has hosted 26 postseason events at the facility, including three NCAA District III Tournaments (1973-75), five SEC tournaments (1979, 81, 83, 88 & 95), 16 NCAA Regionals (1979, 84-85, 87-89, 90, 92, 97, 2000, 03, 13, 16, 19 & 21) and four NCAA Super Regionals (2007, 16, 19 & 21).

The Left Field Lounge™

The aura of Mississippi State baseball at Dudy Noble Field is certainly not confined to the loyal legions in the impressive grandstand, pro-style luxury sky suites or luxurious Left Field Lofts.

In fact, some of the more highly-prized seats at Bulldog baseball games are found beyond the outfield fence in the Left Field Lounge™. Waiting lists greet those seeking to purchase one of the 96 outfield lounges in the iconic two-level outfield tailgate.

Once a colorful assortment of pickup trucks, motor homes, and trailers — most equipped with barbecue grills — lined the outfield fence, completing a circle of humanity at Dudy Noble Field. Now, the permanent lounge spaces are connected to the concourse, allowing everyone to stroll through and experience the iconic lounge culture.

What began in the late 1960s as a popular gathering spot for baseball-loving MSU supporters now forms college baseball's largest tailgate party.

The "New Dude"

The second demolition at the current site occurred following the 2017 season and the \$68 million facility opened its gates for the 2019 campaign. Architect Wier Boerner Allin, along with consultants Populous and famed stadium architect/State alum Janet Marie Smith designed the project, while construction manager ICM and general contractor JESCO Construction, Inc. oversaw the construction.

Covering 12 acres of land on the Mississippi State University campus, the 230,000 square foot facility carries on Dudy Noble Field's legacy as the "Carnegie Hall of College Baseball." Installation of the second largest scoreboard in college baseball, measuring 43 feet wide by 60 feet high, started the project in 2017. The board, which was the largest in college baseball upon installation, is larger than boards owned by three Major League Baseball teams. The addition of 96 permanent Left Field Lounge rigs encircling the outfield followed during the fall of 2018.

The concourse and lower-level grandstands were in place for the 2018 season, with the Diamond Suites, upper-deck reserved seating area and three unique club areas — Farm Bureau Triple Crown Club, Charlie and Dana Stephenson Omaha Club and The Rooftop Club — were completed prior to the 2019 campaign. The newest version of Dudy Noble Field also features increased restroom facilities and concession points of sale.

The player spaces also received an upgrade, expanding to cover 18,000 square feet underneath the facility. The fully-equipped Bruce and Julie Martin Locker Room includes an embedded equipment room, houses 40 wooden lockers and features an oversized, dimensional halo-lit '85 Script Mississippi State sign suspended overhead in the middle of the room.

The more spacious locker room includes an attached training room with whirlpool and fully-functional fueling station. The Mitch Moreland Hitting Tunnel, which is equipped with HitTrax, and Turner & Gloria Wingo Team Lounge are easily accessed from the home dugout, with the eye-popping player entrance and Hassell H. Franklin Omaha Room greeting players as they enter the facility. The Pat McMahon Pitching Lab is also housed under the stadium, featuring arm care and conditioning equipment, one oversized turfed mound with three pitching rubbers and state of the art video equipment.

TOP-25 CROWDS

Rank	Attendance	Opponent	Date
1.	16,423	* Ole Miss	April 15, 2023
2.	15,586	Ole Miss	April 12, 2014
3.	15,078	Texas A&M	April 16, 2016
4.	14,991	Florida	April 22, 1989
5.	14,739	Ole Miss	April 14, 2023
6.	14,562	Auburn	April 20, 2013
7.	14,468	Ole Miss (DH)	May 9, 2025
8.	14,385	# Notre Dame	June 12, 2021
9.	14,378	LSU	April 16, 1988
10.	14,320	Arizona State	Feb. 25, 2023
11.	14,273	Alabama	May 4, 2024
12.	14,228	LSU	April 9, 2022
13.	14,077	Alabama	March 26, 2022
14.	13,974	LSU	March 16, 2024
15.	13,971	# Notre Dame	June 13, 2021
16.	13,970	Kentucky	May 3, 2025
17.	13,761	Arkansas	April 25, 1992
18.	13,715	# Clemson	June 9, 2007
19.	13,691	Kentucky	April 8, 2017
20.	13,617	Georgia	April 8, 2006
21.	13,447	Georgia	April 6, 2024
22.	13,452	# Arizona	June 11, 2016
23.	13,357	Auburn	April 19, 2024
24.	13,351	Long Beach State	Feb. 19, 2022
25.	13,338	Ole Miss	April 17, 2021

* - NCAA on-campus attendance record

^ - NCAA Regional

- NCAA Super Regional

NOTE: Mississippi State owns 142 crowds of 10,000-plus in the history of the program. The top 10 crowds in Dudy Noble Field history are also the top 10 on-campus crowds in NCAA history.



JUSTIN PARKER

Interim Head Coach

Wright State (2012)

24

Second Season

Justin Parker enters his second season on the Mississippi State baseball coaching staff. He was named the Bulldogs' pitching coach in 2024 and continues to serve in that capacity in addition to being named interim head coach of April 29, 2025.

Parker joins the Diamond Dawgs staff after spending the 2022 and 2023 seasons as the pitching coach at the University of South Carolina. Before joining the Gamecocks, Parker spent three years as the associate head coach/pitching coach at Indiana University.

Parker is widely regarded for his prowess in producing top-quality arms that are selected in the MLB Draft. Fourteen of the 28 pitchers drafted under his watch have gone in the first 10 rounds.

MISSISSIPPI STATE

In his first season as a Bulldog (2024), Parker helped the MSU pitching staff, decreased the team ERA by 2.84, decreased walks by 104, and increased the strikeouts by 101. Under Parker's guidance, the Mississippi State Pitching staff tallied a 4.17 ERA, the 13th-best mark in the nation and the fourth-best in the SEC. The Bulldogs also averaged 10.4 strikeouts per nine innings, the 13th-best mark in the country. With 639 punchouts in 2024, State had the ninth most strikeouts in the nation.

Parker guided Jurrangel Cijntje and Khal Stephen to new heights in 2024. Under the eye of Parker, Cijntje and Stephen became the first starting pitching duo to post 80+ innings pitched, eight or more wins, and 100 or more strikeouts in a single season for MSU since 2019 when JT Ginn and Ethan Small accomplished this feat. The Diamond Dawgs had eight pitchers drafted in the 2024 draft, including the entire opening weekend rotation, which was drafted in the first three rounds. The eight pitchers drafted are the most drafted in a single draft in school history.

SOUTH CAROLINA

Parker guided the Gamecocks to 608 strikeouts, which stood as the 17th most in the NCAA (5th Parker's guidance, the South Carolina pitching staff tallied 10.1 strikeouts per nine innings, the 20th-best mark in the nation and sixth in the SEC. The Gamecocks also had the 12th-best earned run average in the nation (2nd SEC) at 4.19. Parker helped Jack Mahoney, who had not pitched since 2021, to seven wins and a 4.16 ERA in 17 starts in his junior season. James Hicks had a team-best eight wins and a 3.48 ERA while allowing zero runs in starts in the SEC Tournament and NCAA Regional in Columbia.

During his first season (2022) in Columbia, Parker helped a staff riddled by injuries to 501 strikeouts in 479 innings pitched. He helped Noah Hall, who started in the bullpen, to 76.2 innings pitched and a 3.18 ERA in 10 SEC contests. Will Sanders ranked in the top 10 in the SEC in innings pitched, ERA and strikeouts on his way to a 7-3 overall record and a 3.43 ERA. Cade Austin was named a Freshman All-American by Collegiate Baseball, making 27 appearances with a 5-2 record and a 3.17 ERA.

INDIANA

Parker spent three seasons as the associate head coach/pitching coach at Indiana. His staff with the Hoosiers had a 3.17 ERA and struck out 462 batters in 383 1/3 innings pitched as Indiana went 26-18 with a Big Ten-only schedule in 2021. Four pitchers from Parker's staff were selected in the 2021 MLB Draft including McCade Brown, who was selected in the third round by the Colorado Rockies and Gabe Bierman, a seventh-round pick by the Miami Marlins.

In the shortened 2020 season, Parker helped lead the Hoosiers to a 9-6 record overall, beating No. 11 LSU, No. 30 South Alabama and No. 17 East Carolina. On the mound, the Hoosiers posted a team ERA of 3.56, striking out 134 batters in 129 innings pitched.

In 2019, Parker helped guide the Hoosiers to the 2019 Big Ten Regular-Season title – the seventh in program history and the first for IU since 2014. Indiana earned a No. 2 seed in the NCAA Tournament, finishing the season with an overall record of 37-23 and a Big Ten mark of 17-7. A school-record 10 Hoosiers were selected in the 2019 MLB Draft, including a second-round selection.

THE PARKER FILE

Personal

Hometown:	Fort Wayne, Indiana
Wife:	Angela
Children:	Cameron
College:	Wright State, 2012

Coaching Career

2024-Present	Mississippi State Assistant Coach/Interim Head Coach
2022-23	South Carolina Assistant Coach
2020-21	Indiana Associate Head Coach
2019	Indiana Assistant Coach
2017-18	UCF Assistant Coach
2014-16	Wright State Assistant Coach
2011-13	Wright State Volunteer Assistant Coach

UCF

Parker served as the pitching coach at UCF for two seasons. During the 2018 campaign at UCF, Parker's staff posted a 3.32 ERA – only the eighth sub-3.50 ERA season in school history. Pitchers struck out 556 batters – good for second in program history – while the Knights set a new program record with 7.1 hits allowed per nine innings and only gave up 405 hits.

Under Parker in his first season with the Knights in 2017, the pitching staff was one of the best in the nation, finishing 10th in WHIP (1.22), 24th in strikeout-to-walks ratio (2.74), 28th in strikeouts per nine innings (8.9) and 52nd in walks per nine innings (3.26). The crowning achievement for Parker's players was the fifth-best ERA in the nation at 3.00.

Following the 2018 season, Parker and UCF had five pitchers selected in the draft – the most since 2002 – and tied for the second-most ever in school history. Thad Ward (5th Round/Boston Red Sox), JJ Montgomery (7th Round/Baltimore Orioles), Bryce Tucker (14th Round/San Francisco Giants), Eric Hepple (27th Round/Colorado Rockies) and Cre Finck (29th Round/Toronto Blue Jays) each heard their names called. UCF's Jason Bahr was a fifth-round selection by the San Francisco Giants in 2017. Robby Howell followed him in the 10th round and went to the Cincinnati Reds. Jordan Scheftz (23rd round/Cleveland Indians) and Andy Rohloff (37th round/San Francisco Giants) also heard their names called after one year under Parker.

WRIGHT STATE

Parker spent six seasons at his alma mater, Wright State. Parker's pitching staff helped the Raiders to four Horizon League Championship Games, winning in 2015 and 2016.

Parker's pitchers guided Wright State to the Horizon League Championship in 2016. The Raiders posted a 46-17 record and ranked fifth in the country in walks per nine innings at 2.45, 33rd in ERA at 3.49 and 10th in WHIP at 1.2 – all of which led the Horizon League. Jesse Scholtens finished the season 18th in wins (10), 70th in strikeouts (95) and 51st in walks allowed per nine innings. The 2015 season ended with the Raiders leading the league in almost every pitching category including ERA (3.54), strikeouts per nine innings (7.2), hits allowed per nine innings (8.84), shutouts (4) and WHIP (1.33). Luke Mamer was 19th nationally for fewest walks allowed per nine innings (1.19), while Elliot came out of the bullpen to record 11 saves.

The Raiders ranked in the top 100 in hits allowed per nine innings (8.64) and shutouts (4) in 2014, while Elliot posted 13 saves – good for 19th nationally. In 2013, the Raiders averaged 7.5 strikeouts and 8.98 hits per game to rank 46th and 99th, respectively.

During his days on staff at Wright State, Parker guided Scholtens to a ninth-round selection by the San Diego Padres in 2016. Fellow Raider Robby Sexton was also tabbed in the 14th round by the Boston Red Sox in the same draft. His first player ever drafted was Andrew Elliott in the 30th round of the 2015 Draft to the Baltimore Orioles.

Following a professional career, Parker returned to coach his alma mater in 2011.



2025 SEASON STATISTICS

Record: 34-21 Home: 22-8 Away: 9-9 Neutral: 3-4 SEC: 15-15

Player	avg	gp-gs	ab	r	h	2b	3b	hr	rbi	tb	slg%	bb	hp	so	gdp	ob%	sf	sh	sb-att	po	a	e	fld%
3 Ace Reese	.371	53-53	210	58	78	18	1	21	66	161	.767	25	5	46	4	.441	5	0	1-1	24	64	11	.889
34 Gehrig Frei	.357	46-29	129	30	46	11	0	7	16	78	.605	7	7	17	4	.417	1	0	2-3	45	4	5	.907
18 Noah Sullivan	.346	55-55	188	58	65	15	0	13	43	119	.633	33	16	39	5	.479	1	0	1-1	2	0	0	1.000
38 Bryce Chance	.339	54-52	192	47	65	13	1	4	41	92	.479	22	3	37	3	.407	4	4	10-11	94	3	0	1.000
49 Gatlin Sanders	.317	43-38	126	26	40	4	0	0	20	44	.349	11	9	33	4	.405	2	1	2-2	54	81	3	.978
2 Sawyer Reeves	.289	45-35	142	32	41	9	0	3	20	59	.415	15	3	30	0	.364	2	4	6-8	41	66	9	.922
44 Hunter Hines	.274	53-53	197	47	54	14	0	15	47	113	.574	31	3	57	4	.378	2	0	0-0	345	25	1	.997
7 Reed Stallman	.265	42-31	113	22	30	8	0	11	34	71	.628	15	7	42	0	.380	2	0	0-1	34	1	1	.972
22 Ross Highfill	.221	42-32	113	26	25	3	1	3	20	39	.345	11	13	36	2	.358	0	2	12-14	308	20	5	.985
43 Steven Spalitta	.429	11-0	14	4	6	0	1	1	6	11	.786	1	0	3	0	.467	0	0	0-0	6	1	0	1.000
41 Ethan Pulliam	.333	7-1	6	1	2	0	1	0	0	4	.667	1	2	1	0	.556	0	0	0-0	0	0	0	.000
36 Nolan Stevens	.323	35-28	99	19	32	6	0	4	21	50	.505	13	3	25	2	.417	0	0	2-3	42	2	2	.957
52 Lukas Buckner	.308	18-3	26	2	8	0	0	0	2	8	.308	2	0	7	1	.357	0	0	0-0	6	13	0	1.000
10 Dylan Cupp	.282	33-31	85	16	24	9	0	1	15	36	.424	21	6	22	2	.451	1	3	1-1	31	55	9	.905
55 Joe Powell	.275	31-29	91	17	25	5	0	7	33	51	.560	11	3	31	0	.368	1	1	0-0	272	18	1	.997
5 Aaron Downs	.254	30-20	71	22	18	3	0	7	20	42	.592	9	6	15	3	.379	1	0	4-4	30	1	0	1.000
32 Michael O'Brien	.190	35-4	21	7	4	1	1	0	2	7	.333	4	0	6	1	.320	0	0	1-1	15	0	0	1.000
6 Landis Davila	.167	6-0	6	1	1	0	0	0	1	1	.167	0	1	3	0	.286	0	0	0-0	0	0	0	.000
23 Jackson Owen	.000	6-1	5	0	0	0	0	0	0	0	.000	1	0	3	0	.167	0	0	0-0	14	0	0	1.000
13 Nate Chester	.000	6-0	2	2	0	0	0	0	0	0	.000	3	2	2	0	.714	0	0	0-0	0	2	0	1.000
Totals	.307	55	1836	437	564	119	6	97	407	986	.537	236	89	455	35	.407	22	15	42-50	1385	409	52	.972
Opponents	.228	55	1741	271	397	69	12	55	247	655	.376	187	54	605	23	.319	21	17	59-69	1343	419	48	.973

LOB - Team (419), Opp (365). DPs turned - Team (25), Opp (37). CI - Team (1), Highfill 1, Opp (1). IBB - Team (2), Hines 1, Stallman 1. Picked off - Highfill 1, Cupp 1, Chance 1.

(All games Sorted by Earned run avg)

Player	era	w-l	app	gs	cg	sho	sv	ip	h	r	er	bb	so	2b	3b	hr	b/avg	wp	hp	bk	sfa	sha
9 Pico Kohn	4.13	5-3	14	14	0	0/0	0	76.1	63	40	35	25	107	15	5	11	.220	8	9	1	2	6
14 Cade O'Leary	0.00	0-0	2	0	0	0/0	0	2.0	2	2	0	0	5	0	0	0	.222	1	0	0	0	0
27 Gavin Black	0.00	0-0	1	0	0	0/0	0	1.0	1	0	0	1	2	0	0	0	.250	0	0	0	0	0
18 Noah Sullivan	1.96	0-0	7	7	0	0/0	0	18.1	17	4	4	3	15	6	0	0	.246	0	0	0	1	0
8 Charlie Foster	2.00	0-1	6	1	0	0/0	0	9.0	3	4	2	5	13	1	0	1	.100	0	1	0	0	0
15 Luke Dotson	2.66	1-1	17	0	0	0/0	2	20.1	14	7	6	11	27	1	0	2	.197	5	0	0	0	1
26 Chase Hungate	2.82	2-1	14	0	0	0/0	2	22.1	17	8	7	4	17	1	0	2	.218	1	1	0	2	1
35 Ben Davis	3.96	3-2	22	3	0	0/0	1	52.1	47	31	23	22	58	6	0	2	.236	4	3	0	6	1
12 Evan Siary	4.12	2-1	14	9	0	0/0	0	48.0	42	24	22	15	63	8	2	8	.228	2	6	0	1	1
28 Ryan McPherson	4.19	4-1	18	2	0	0/0	2	34.1	26	20	16	13	52	5	0	5	.200	3	4	0	0	2
45 Dane Burns	4.30	1-1	13	0	0	0/0	0	14.2	11	7	7	9	18	2	0	1	.204	2	2	0	0	1
48 Kevin Mannell	4.30	2-0	11	0	0	0/0	0	14.2	14	9	7	5	19	1	1	2	.259	2	4	0	1	0
29 Nate Williams	4.33	1-3	18	0	0	0/0	1	27.0	14	14	13	9	51	2	0	3	.147	7	3	0	1	0
4 Mikhai Grant	5.40	1-0	8	0	0	0/0	0	8.1	6	5	5	9	17	1	0	2	.194	0	3	0	0	0
11 Duke Stone	5.79	0-0	5	0	0	0/0	0	4.2	6	3	3	3	7	0	1	1	.316	3	1	0	1	0
31 Karson Ligon	5.81	6-5	14	14	0	0/1	0	52.2	51	39	34	24	66	9	2	8	.254	7	11	0	3	2
17 Stone Simmons	5.87	4-2	15	3	0	0/1	2	30.2	34	24	20	13	41	7	0	3	.274	0	2	0	2	1
30 Jacob Pruitt	6.48	1-0	8	2	0	0/0	0	16.2	16	17	12	11	19	2	1	2	.239	0	3	0	1	0
36 Nolan Stevens	7.71	1-0	2	0	0	0/0	0	2.1	2	2	2	3	2	0	0	0	.250	0	0	0	0	0
19 Robert Fortenberry	11.12	0-0	6	0	0	0/0	0	5.2	7	7	7	1	5	2	0	1	.304	1	1	0	0	1
47 JT Schnoor	81.00	0-0	1	0	0	0/0	0	0.1	4	4	3	1	1	0	0	1	.800	0	0	0	0	0
Totals	4.44	34-21	55	55	0	1/1	10	461.2	397	271	228	187	605	69	12	55	.228	46	54	1	21	17
Opponents	8.14	21-34	55	55	0	2/2	13	447.2	564	437	405	236	455	119	6	97	.307	46	89	7	22	15

PB - Team (15), Highfill 11, Powell 4, Opp (5). Pickoffs - Team (7), Kohn 2, Dotson 2, Simmons 1, Hungate 1, Ligon 1, Opp (3). SBA/ATT - Powell (33-40), Highfill (23-24), Siary (13-14), Ligon (9-12), Williams (6-6), Davis (3-5), Pruitt (5-5), McPherson (4-4), Mannell (2-4), Burns (3-3), Dotson (1-3), Kohn (3-3), Hungate (2-2), Simmons (2-2), Foster (1-1), Sullivan (1-1), Stone (1-1), Stevens (1-1), Owen (1-1), Spalitta (1-1), Grant (1-1), O'Leary (1-1).

2025 SOUTHEASTERN CONFERENCE STATISTICS

Record: 15-15 Home: 8-7 Away: 7-8 SEC: 15-15

Player	avg	gp-gs	ab	r	h	2b	3b	hr	rbi	tb	slg%	bb	hp	so	gdp	ob%	sf	sh	sb-att	po	a	e	fld%
3 Ace Reese	.402	30-30	122	39	49	12	0	15	37	106	.869	15	3	26	1	.475	1	0	0-0	15	40	6	.902
38 Bryce Chance	.342	29-28	111	21	38	8	1	1	28	51	.459	7	1	26	3	.374	4	2	3-3	52	2	0	1.000
18 Noah Sullivan	.327	30-30	113	31	37	8	0	8	18	69	.611	14	7	23	4	.430	1	0	0-0	0	0	0	.000
34 Gehrig Frei	.300	25-18	80	14	24	5	0	6	8	47	.588	5	2	11	3	.352	1	0	0-1	31	0	0	1.000
49 Gatlin Sanders	.295	28-25	88	14	26	2	0	0	10	28	.318	6	6	27	3	.376	1	0	0-0	40	63	2	.981
44 Hunter Hines	.294	30-30	109	29	32	7	0	11	25	72	.661	21	3	34	4	.421	0	0	0-0	193	12	1	.995
55 Joe Powell	.293	23-22	75	16	22	5	0	6	26	45	.600	8	3	26	0	.379	1	1	0-0	208	13	1	.995
2 Sawyer Reeves	.278	27-22	97	17	27	5	0	3	15	41	.423	5	0	20	0	.308	2	3	1-2	33	47	5	.941
7 Reed Stallman	.224	24-19	67	12	15	4	0	5	13	34	.507	9	6	26	0	.357	2	0	0-1	20	1	1	.955

43 Steven Spalitta	.500	5-0	4	1	2	0	1	0	2	4	1.000	0	0	0	0	.500	0	0	0-0	1	1	0	1.000
36 Nolan Stevens	.289	16-12	45	6	13	3	0	0	9	16	.356	6	1	14	1	.385	0	0	0-1	18	0	2	.900
10 Dylan Cupp	.278	14-13	36	4	10	3	0	1	6	16	.444	6	1	10	1	.386	1	2	0-0	11	18	7	.806
52 Lukas Buckner	.250	5-0	4	0	1	0	0	0	0	1	.250	0	0	1	0	.250	0	0	0-0	1	1	0	1.000
22 Ross Highfill	.167	20-13	42	9	7	0	0	2	8	13	.310	4	8	19	0	.352	0	0	4-4	104	5	2	.982
5 Aaron Downs	.040	10-8	25	3	1	0	0	0	3	1	.040	5	3	8	2	.273	0	0	0-0	13	1	0	1.000
32 Michael O'Brien	.000	15-0	2	3	0	0	0	0	0	0	.000	0	0	1	0	.000	0	0	1-1	6	0	0	1.000
13 Nate Chester	.000	1-0	0	1	0	0	0	0	0	0	.000	1	0	0	0	1.000	0	0	0-0	0	0	0	.000
Totals	.298	30	1020	220	304	62	2	58	208	544	.533	112	44	272	22	.387	14	8	9-13	756	229	30	.970
Opponents	.256	30	978	181	250	45	8	40	170	431	.441	111	33	309	15	.347	14	12	36-44	757	233	20	.980

LOB - Team (221), Opp (211). DPs turned - Team (16), Opp (23). IBB - Team (1), Stallman 1. Picked off - Highfill 1.

(SEC games only Sorted by Earned run avg)

Player	era	w-l	app	gs	cg	sho	sv	ip	h	r	er	bb	so	2b	3b	hr	b/avg	wp	hp	bk	sfa	sha
12 Evan Siary	4.75	2-1	10	8	0	0/0	0	41.2	39	24	22	14	54	8	2	8	.241	1	4	0	1	1
9 Pico Kohn	4.96	2-3	10	10	0	0/0	0	52.2	50	33	29	21	70	11	4	10	.244	8	9	0	1	4
35 Ben Davis	5.12	2-1	14	2	0	0/0	1	31.2	36	25	18	17	33	4	0	1	.283	3	3	0	4	1
31 Karson Ligon	6.75	4-4	10	10	0	0/1	0	38.2	39	32	29	18	43	7	2	7	.265	5	8	0	3	2

11 Duke Stone	0.00	0-0	1	0	0	0/0	0	0.2	1	0	0	0	0	0	0	0	.500	0	0	0	1	0
15 Luke Dotson	3.09	1-0	8	0	0	0/0	1	11.2	10	5	4	8	16	1	0	1	.244	3	0	0	0	1
8 Charlie Foster	3.86	0-0	2	0	0	0/0	0	2.1	2	1	1	0	4	1	0	0	.250	0	0	0	0	0
30 Jacob Pruitt	4.50	0-0	1	0	0	0/0	0	2.0	2	1	1	1	1	0	0	0	.250	0	1	0	0	0
26 Chase Hungate	4.61	1-1	7	0	0	0/0	0	13.2	11	8	7	4	11	1	0	2	.216	1	0	0	1	1
45 Dane Burns	5.79	0-1	5	0	0	0/0	0	4.2	5	3	3	5	4	1	0	1	.278	0	1	0	0	1
28 Ryan McPherson	6.48	0-0	8	0	0	0/0	1	8.1	8	8	6	6	9	1	0	1	.250	0	2	0	0	1
29 Nate Williams	6.50	1-3	11	0	0	0/0	1	18.0	11	14	13	8	29	2	0	3	.172	7	3	0	1	0
17 Stone Simmons	7.58	2-1	11	0	0	0/1	1	19.0	26	17	16	4	24	6	0	3	.313	0	1	0	1	0
19 Robert Fortenberry	9.00	0-0	1	0	0	0/0	0	1.0	1	1	1	0	1	1	0	0	.250	0	0	0	0	0
48 Kevin Mannell	12.46	0-0	4	0	0	0/0	0	4.1	7	6	6	2	6	1	0	2	.368	1	1	0	1	0
4 Mikhai Grant	16.20	0-0	2	0	0	0/0	0	1.2	2	3	3	3	4	0	0	1	.286	0	0	0	0	0
Totals	5.68	15-15	30	30	0	1/1	5	252.0	250	181	159	111	309	45	8	40	.256	29	33	0	14	12
Opponents	7.24	15-15	30	30	0	0/0	10	252.1	304	220	203	112	272	62	2	58	.298	22	44	2	14	8

PB - Team (5), Powell 3, Highfill 2, Opp (2). Pickoffs - Team (3), Dotson 2, Kohn 1, Opp (1). SBA/ATT - Powell (27-32), Siary (12-13), Ligon (7-10), Highfill (8-9), Williams (5-5), Mannell (2-3), Davis (2-3), Dotson (1-3), Hungate (2-2), Kohn (2-2), Pruitt (1-1), Spalitta (1-1), McPherson (1-1), Burns (1-1).



2025 GAME-BY-GAME (HITTING)

Date	Opponent	ab	r	h	rbi	2b	3b	hr	tb	bb	ibb	sb	cs	hbp	sac	sf	gdp	k	po	a	e	lob	avg
Feb 14	MANHATTAN	33	17	15	16	3	0	3	27	8	0	2	0	4	0	0	0	5	21	3	0	10	.455
Feb 14	MANHATTAN	29	13	11	12	4	0	1	18	8	0	2	0	3	0	1	0	5	21	6	1	9	.419
Feb 16	MANHATTAN	30	5	7	5	1	0	1	11	4	0	3	0	3	1	0	0	8	27	7	0	9	.359
Feb 18	at Southern Miss	31	0	4	0	0	0	0	4	1	0	0	0	0	0	0	1	10	24	11	4	5	.301
Feb 21	MISSOURI STATE	28	3	4	3	1	0	0	5	4	1	1	0	2	0	0	0	9	27	10	0	7	.272
Feb 22	MISSOURI STATE	36	9	11	7	3	1	1	19	7	0	4	0	1	0	0	0	8	27	10	0	11	.278
Feb 23	MISSOURI STATE	35	6	12	6	0	1	4	26	4	0	2	0	1	0	0	1	9	27	13	1	10	.288
Feb 25	TROY	40	5	13	5	4	0	1	20	4	0	1	0	2	0	0	0	12	27	2	1	14	.294
Feb 28	vs Rice	34	14	16	13	4	1	3	31	3	0	0	0	2	0	0	0	7	21	4	2	7	.314
Mar 01	vs Arizona	35	5	9	5	3	0	2	18	0	0	2	0	2	1	0	1	12	27	4	1	6	.308
Mar 02	vs Oklahoma State	36	7	9	7	0	0	3	18	3	0	0	0	0	0	1	0	8	24	11	1	6	.302
Mar 05	SOUTHERN MISS	38	18	21	16	2	0	5	38	6	0	1	0	0	0	0	0	4	21	11	1	8	.326
Mar 07	QUEENS	33	9	10	9	3	0	2	19	5	0	0	0	5	1	0	0	5	27	6	1	11	.324
Mar 08	QUEENS	38	10	14	9	4	0	3	27	1	0	4	0	2	0	0	0	4	27	11	0	7	.328
Mar 09	QUEENS	35	9	14	9	2	0	2	22	5	0	3	2	1	0	0	1	5	27	8	0	8	.333
Mar 11	vs Old Dominion	30	9	10	8	6	0	0	16	6	0	1	1	4	1	1	0	4	27	7	1	9	.333
Mar 12	vs Nicholls	25	2	4	1	0	1	0	6	7	0	2	0	0	1	0	2	5	27	9	0	7	.325
*Mar 14	TEXAS	36	7	9	7	2	0	2	17	4	0	0	0	0	0	0	0	11	27	7	1	6	.321
*Mar 16	TEXAS	26	3	6	3	1	0	0	7	5	0	0	0	1	0	0	0	6	21	3	0	8	.317
*Mar 16	TEXAS	21	1	4	1	0	0	0	4	4	0	1	0	2	1	0	2	4	21	7	0	6	.313
Mar 18	JACKSON STATE	30	16	13	14	2	0	2	21	12	0	1	0	2	0	0	0	6	21	4	0	10	.318
*Mar 21	at Oklahoma	33	2	7	2	1	0	0	8	1	0	2	0	1	0	1	1	13	27	5	2	7	.313
*Mar 22	at Oklahoma	41	11	17	10	6	0	3	32	5	0	0	1	0	1	0	1	10	24	7	5	9	.319
*Mar 23	at Oklahoma	34	3	8	3	1	0	0	9	2	0	0	0	2	1	0	1	8	24	12	2	9	.315
Mar 25	SAMFORD	29	6	8	5	2	0	0	10	5	0	0	0	1	0	1	3	3	27	4	2	7	.314
*Mar 27	at LSU	34	6	8	6	1	0	3	18	4	0	0	0	0	0	1	0	12	24	8	1	6	.311
*Mar 28	at LSU	33	1	7	0	1	0	0	8	6	0	0	0	0	1	0	0	18	24	5	0	12	.307
*Mar 29	at LSU	33	8	8	8	2	0	1	13	7	0	1	0	4	0	2	1	10	24	8	2	11	.305
Apr 01	at Memphis	30	5	6	5	2	0	2	14	5	0	0	0	0	1	1	1	8	27	6	1	5	.301
*Apr 04	SOUTH CAROLINA	30	3	5	3	2	0	0	7	6	0	0	0	1	0	0	2	7	27	9	2	7	.297
*Apr 05	SOUTH CAROLINA	31	11	12	10	3	0	5	30	4	0	0	1	1	2	1	0	4	27	13	2	4	.300
*Apr 06	SOUTH CAROLINA	34	6	11	6	4	0	1	18	0	0	0	0	0	0	1	0	8	27	10	0	5	.301
Apr 08	at UAB	33	8	7	8	2	0	1	12	3	0	0	0	3	0	0	1	12	27	7	1	4	.298
*Apr 11	at Alabama	37	13	17	13	6	0	2	29	4	0	0	1	1	0	1	1	7	24	7	1	6	.303
*Apr 12	at Alabama	34	1	9	1	2	0	1	14	1	0	0	0	1	0	0	2	7	24	8	0	8	.302
*Apr 13	at Alabama	31	4	5	4	0	0	3	14	4	0	0	0	0	0	0	1	12	27	5	1	4	.298
Apr 15	SOUTHERN	28	16	11	13	3	0	1	17	8	0	3	0	2	0	1	0	7	21	9	0	5	.301
*Apr 18	FLORIDA	33	3	10	3	1	0	2	17	2	0	0	0	0	0	0	1	10	24	6	0	8	.301
*Apr 19	FLORIDA	37	8	11	8	0	0	2	17	2	0	1	0	3	0	0	0	14	27	12	2	7	.301
*Apr 20	FLORIDA	38	14	16	13	1	0	4	29	3	1	0	0	3	0	1	1	10	27	14	1	7	.304
Apr 22	vs Ole Miss	38	7	9	5	2	0	0	11	4	0	0	1	1	0	1	0	15	29	7	1	7	.302
*Apr 25	at Auburn	35	5	7	5	0	0	2	13	1	0	0	0	2	0	0	0	12	24	7	0	6	.300
*Apr 26	at Auburn	40	12	14	11	4	0	3	27	5	0	0	0	3	0	0	2	7	27	7	0	9	.301
*Apr 27	at Auburn	33	8	9	8	1	0	3	19	6	0	2	0	2	0	1	1	6	24	6	1	7	.300
Apr 29	MEMPHIS	31	18	16	18	4	0	2	26	8	0	1	0	3	0	1	1	5	21	4	1	7	.305
*May 03	KENTUCKY	34	14	15	12	4	0	1	22	6	0	0	0	1	0	0	0	7	21	7	1	9	.308
*May 03	KENTUCKY	40	6	9	5	2	0	3	20	3	0	0	1	1	0	0	0	8	33	7	0	7	.306
*May 04	KENTUCKY	28	6	7	6	0	0	0	7	5	0	0	0	2	0	2	1	7	27	6	0	7	.305
*May 09	OLE MISS	32	4	6	4	1	1	2	15	4	0	0	0	2	0	0	0	9	27	6	2	7	.303
*May 09	OLE MISS	30	4	7	4	2	0	0	9	3	0	1	0	0	1	0	1	9	27	5	0	6	.301
*May 10	OLE MISS	37	6	13	6	3	0	0	16	2	0	0	0	1	1	0	1	8	27	10	2	11	.302
*May 15	at Missouri	50	25	23	22	4	1	8	53	5	0	0	0	4	0	2	0	14	27	10	1	9	.307
*May 16	at Missouri	33	13	13	12	4	0	4	29	4	0	0	0	2	0	1	1	8	21	7	0	6	.309
*May 17	at Missouri	32	12	11	12	3	0	3	23	4	0	1	0	4	0	0	1	6	21	5	1	7	.309
May 21	vs Texas A&M	31	0	6	0	0	0	0	6	3	0	0	0	1	1	0	1	7	27	6	2	9	.307
Totals		1836	437	564	407	119	6	97	986	236	2	42	8	89	15	22	35	455	1385	409	52	419	.307

2025 GAME-BY-GAME (PITCHING)

Feb 14	MANHATTAN	7.0	3	3	3	3	14	1	0	0	0	0	1	0	0	17-3	1-0	0	3.86
Feb 14	MANHATTAN	7.0	6	1	1	0	13	1	0	0	1	0	0	0	0	13-1	2-0	0	2.57
Feb 16	MANHATTAN	9.0	3	1	1	4	13	0	0	1	0	0	0	0	0	5-1	3-0	0	1.96
Feb 18	at Southern Miss	8.0	4	3	1	2	8	1	0	1	0	0	2	1	0	0-3	3-1	0	1.74
Feb 21	MISSOURI STATE	9.0	5	1	1	3	14	2	0	0	1	0	1	0	0	3-1	4-1	1	1.58
Feb 22	MISSOURI STATE	9.0	5	3	2	9	12	3	0	0	1	0	1	0	0	9-3	5-1	1	1.65
Feb 23	MISSOURI STATE	9.0	2	4	4	8	8	0	0	1	0	0	2	0	0	6-4	6-1	2	2.02
Feb 25	TROY	9.0	7	6	5	2	20	0	0	3	0	0	1	0	0	5-6	6-2	2	2.42
Feb 28	vs Rice	7.0	5	3	2	2	8	1	1	1	0	0	0	0	0	14-3	7-2	3	2.43
Mar 01	vs Arizona	9.0	8	6	5	1	18	1	0	1	2	0	3	0	0	5-6	7-3	3	2.71
Mar 02	vs Oklahoma State	8.0	9	9	6	4	8	1	0	1	0	0	1	1	0	7-9	7-4	3	3.07
Mar 05	SOUTHERN MISS	7.0	5	3	2	3	3	1	0	0	0	0	0	1	0	18-3	8-4	3	3.03
Mar 07	QUEENS	9.0	6	3	3	2	16	1	0	0	0	1	0	1	0	9-3	9-4	3	3.03
Mar 08	QUEENS	9.0	3	2	2	3	7	0	1	0	0	0	0	1	0	10-2	10-4	3	2.95
Mar 09	QUEENS	9.0	6	3	1	4	14	0	1	0	2	0	0	0	0	9-3	11-4	3	2.81
Mar 11	vs Old Dominion	9.0	7	4	4	4	16	0	0	1	2	0	1	1	0	9-4	12-4	3	2.89
Mar 12	vs Nicholls	9.0	4	1	1	3	9	0	0	0	0	0	2	1	0	2-1	13-4	4	2.77
*Mar 14	TEXAS	9.0	9	8	7	1	11	0	1	2	0	0	1	0	0	7-8	13-5	4	3.02
*Mar 16	TEXAS	7.0	5	5	5	5	12	2	0	1	0	0	1	0	0	3-5	13-6	4	3.17
*Mar 16	TEXAS	7.0	7	4	4	3	9	2	0	1	1	0	1	1	0	1-4	13-7	4	3.25
Mar 18	JACKSON STATE	7.0	6	3	3	1	15	2	0	0	3	0	0	0	0	16-3	14-7	4	3.28
*Mar 21	at Oklahoma	9.0	4	1	0	3	14	1	0	0	2	0	2	1	0	2-1	15-7	5	3.12
*Mar 22	at Oklahoma	8.0	14	13	8	5	7	2	0	2	1	0	0	1	0	11-13	15-8	5	3.36
*Mar 23	at Oklahoma	8.0	7	7	7	5	8	2	0	1	0	0	1	0	0	3-7	15-9	5	3.55
Mar 25	SAMFORD	9.0	5	1	0	2	14	0	0	0	0	0	3	1	0	6-1	16-9	5	3.39
*Mar 27	at LSU	8.0	8	8	7	5	7	0	0	3	2	0	0	0	0	6-8	16-10	5	3.56
*Mar 28	at LSU	8.0	7	2	2	0	11	1	0	2	0	0	0	1	0	1-2	16-11	5	3.51
*Mar 29	at LSU	8.0	19	17	15	7	11	2	0	2	2	0	1	0	0	8-17	16-12	5	3.97
Apr 01	at Memphis	9.0	8	3	3	1	13	0	0	0	0	0	0	0	0	5-3	17-12	6	3.94
*Apr 04	SOUTH CAROLINA	9.0	10	7	5	6	12	1	0	1	2	0	0	1	0	3-7	17-13	6	3.98
*Apr 05	SOUTH CAROLINA	9.0	5	4	4	3	9	1	0	3	0	0	0	0	0	11-4	18-13	6	3.98
*Apr 06	SOUTH CAROLINA	9.0	2	0	0	1	13	1	0	0	0	0	1	1	0	6-0	19-13	7	3.84
Apr 08	at UAB	9.0	7	3	2	3	12	4	0	0	1	0	0	0	0	8-3	20-13	7	3.78
*Apr 11	at Alabama	8.0	11	3	3	2	8	2	1	1	0	0	0	0	0	13-3	21-13	7	3.77
*Apr 12	at Alabama	8.0	9	4	4	2	6	2	0	0	0	0	0	0	0	1-4	21-14	7	3.79
*Apr 13	at Alabama	9.0	2	2	0	3	10	1	0	0	2	0	0	0	0	4-2	22-14	7	3.68
Apr 15	SOUTHERN	7.0	3	2	2	2	9	0	0	2	0	0	0	0	0	16-2	23-14	7	3.65
*Apr 18	FLORIDA	8.0	17	13	13	3	14	5	0	3	1	0	0	0	0	3-13	23-15	7	3.93
*Apr 19	FLORIDA	9.0	11	11	9	8	12	4	0	0	4	0	0	1	0	8-11	23-16	7	4.07
*Apr 20	FLORIDA	9.0	13	8	8	4	7	1	1	4	2	0	2	1	0	14-8	24-16	7	4.18
Apr 22	vs Ole Miss	9.2	14	8	7	3	11	2	1	2	3	0	1	1	0	7-8	24-17	7	4.24
*Apr 25	at Auburn	8.0	10	6	6	1	8	3	0	0	2	0	3	0	0	5-6	24-18	7	4.30
*Apr 26	at Auburn	9.0	9	7	7	3	10	1	0	4	1	0	1	1	0	12-7	25-18	7	4.37
*Apr 27	at Auburn	8.0	14	14	13	3	8	3	0	2	0	0	3	0	0	8-14	25-19	7	4.59
Apr 29	MEMPHIS	7.0	6	5	1	3	11	0	0	0	1	0	1	0	0	18-5	26-19	7	4.53
*May 03	KENTUCKY	7.0	6	4	3	3	6	1	2	0	1	0	3	1	0	14-4	27-19	8	4.52
*May 03	KENTUCKY	11.0	5	5	5	5	15	0	2	1	0	0	3	0	0	6-5	28-19	8	4.50
*May 04	KENTUCKY	9.0	6	1	1	4	8	0	1	0	1	0	3	0	0	6-1	29-19	8	4.43
*May 09	OLE MISS	9.0	9	10	8	6	12	2	0	4	1	0	0	1	0	4-10	29-20	8	4.50
*May 09	OLE MISS	9.0	7	1	1	1	16	1	0	0	0	0	1	1	0	4-1	30-20	8	4.43
*May 10	OLE MISS	9.0	6	5	4	11	10	1	0	1	1	0	1	3	0	6-5	31-20	9	4.42
*May 15	at Missouri	9.0	9	7	7	5	13	2	0	2	3	0	1	0	0	25-7	32-20	10	4.47
*May 16	at Missouri	7.0	5	3	2	3	11	1	0	0	0	0	1	0	0	13-3	33-20	10	4.44
*May 17	at Missouri	7.0	4	1	1	0	11	0	0	0	0	0	3	1	0	12-1	34-20	10	4.39
May 21	vs Texas A&M	9.0	10	9	7	4	10	3	0	1	0	0	1	0	0	0-9	34-21	10	4.44
Totals		461.2	397	271	228	187	605	69	12	55	46	1	54	25	0	437-271	34-21	10	4.44



2025 GAME-BY-GAME STARTERS (BATTING ORDER)

DATE	OPPONENT	1	2	3	4	5	6	7	8	9	SP
2/14	Manhattan - G1	Reeves	Highfill	Reese	Sullivan	Hines	Chance	Stevens	Stallman	Cupp	Kohn
2/14	Manhattan - G2	Reeves	Highfill	Reese	Sullivan	Hines	Chance	Downs	Powell	Cupp	Ligon
2/16	Manhattan	Reeves	Highfill	Reese	Sullivan	Hines	Chance	Stevens	Downs	Cupp	Simmons
2/18	at Southern Miss	Reeves	Highfill	Reese	Sullivan	Hines	Chance	Stallman	Stevens	Cupp	Foster
2/21	Missouri State	Buckner	Highfill	Reese	Sullivan	Hines	Chance	Stevens	Downs	Cupp	Kohn
2/22	Missouri State	Buckner	Highfill	Hines	Sullivan	Reese	Chance	O'Brien	Powell	Cupp	Ligon
2/23	Missouri State	Frei	Highfill	Reese	Sullivan	Hines	Chance	Downs	Pulliam	Cupp	Simmons
2/25	Troy	Frei	Highfill	Reese	Sullivan	Hines	Chance	Stallman	Downs	Cupp	Pruitt
2/28	vs. Rice (3)	Frei	Highfill	Reese	Sullivan	Stallman	Chance	Stevens	Reeves	Cupp	Kohn
3/1	vs. Arizona (3)	Frei	Chance	Reese	Sullivan	Stallman	Downs	Stevens	Highfill	Cupp	Ligon
3/2	vs. Oklahoma State (3)	Frei	Chance	Reese	Sullivan	Stallman	Stevens	Hines	Highfill	Cupp	Simmons
3/5	Southern Miss	Stallman	Chance	Reese	Sullivan	Stevens	Hines	Highfill	Sanders	Cupp	Pruitt
3/7	Queens	Stallman	Chance	Reese	Sullivan	Stevens	Hines	Highfill	Sanders	Cupp	Kohn
3/8	Queens	Reeves	Chance	Reese	Sullivan	Hines	Stevens	Downs	Sanders	Powell	Davis
3/9	Queens	Reeves	Chance	Reese	Sullivan	Hines	Downs	Stevens	Sanders	Highfill	Ligon
3/11	vs. Old Dominion (2)	Reeves	Chance	Reese	Sullivan	Hines	Downs	Stevens	Sanders	Powell	Siary
3/12	vs. Nicholls State (2)	Chance	Reese	Sullivan	Hines	Downs	O'Brien	Owen	Sanders	Cupp	Sullivan
3/14	Texas*	Stallman	Chance	Reese	Sullivan	Hines	Downs	Sanders	Highfill	Cupp	Kohn
3/16	Texas* - G2	Sanders	Chance	Reese	Sullivan	Hines	Downs	Stevens	Highfill	Cupp	Davis
3/16	Texas* - G3	Stallman	Chance	Reese	Sullivan	Hines	Downs	Sanders	Highfill	Cupp	Ligon
3/18	Jackson State	Reeves	Chance	Stallman	Sullivan	Hines	Stevens	Sanders	Powell	Cupp	Sullivan
3/21	at Oklahoma*	Reeves	Reese	Sullivan	Stallman	Chance	Hines	Highfill	Stevens	Cupp	Kohn
3/22	at Oklahoma*	Reeves	Reese	Sullivan	Stallman	Chance	Downs	Hines	Powell	Cupp	Davis
3/23	at Oklahoma*	Stallman	Chance	Reese	Sullivan	Hines	Stevens	Sanders	Powell	Cupp	Ligon
3/25	Samford	Chance	Reese	Sullivan	Hines	Downs	Stevens	Sanders	Cupp	Powell	Sullivan
3/27	at LSU*	Reeves	Chance	Reese	Sullivan	Hines	Downs	Stevens	Cupp	Powell	Siary
3/28	at LSU*	Sanders	Chance	Reese	Sullivan	Hines	Stallman	Stevens	Cupp	Powell	Kohn
3/29	at LSU*	Reeves	Chance	Reese	Sullivan	Hines	Downs	Stevens	Highfill	Cupp	Ligon
4/1	at Memphis	Frei	Reese	Sullivan	Hines	Stevens	Highfill	Sanders	O'Brien	Cupp	Sullivan
4/4	South Carolina*	Frei	Reese	Sullivan	Hines	Downs	Chance	Highfill	Sanders	Cupps	Kohn
4/5	South Carolina*	Frei	Reese	Sullivan	Hines	Chance	Stevens	Sanders	Powell	Cupp	Siary
4/6	South Carolina*	Stallman	Reese	Sullivan	Hines	Chance	Stevens	Sanders	Powell	Cupp	Ligon
4/8	at UAB	Frei	Reese	Sullivan	Hines	Chance	Stevens	Sanders	Cupp	Highfill	Sullivan
4/11	at Alabama*	Frei	Reeves	Reese	Sullivan	Hines	Chance	Sanders	Stevens	Powell	Kohn
4/12	at Alabama*	Frei	Reeves	Reese	Sullivan	Hines	Chance	Sanders	Stallman	Powell	Siary
4/13	at Alabama*	Frei	Reeves	Reese	Sullivan	Hines	Downs	Stallman	Sanders	Powell	Ligon
4/15	Southern	Frei	Reeves	Sullivan	Hines	Chance	Sanders	Downs	O'Brien	Highfill	McPherson
4/17	Florida*	Frei	Reeves	Reese	Sullivan	Hines	Chance	Sanders	Stallman	Powell	Kohn
4/18	Florida*	Frei	Reeves	Reese	Sullivan	Hines	Stallman	Highfill	Stevens	Sanders	Siary
4/19	Florida*	Frei	Reeves	Reese	Sullivan	Hines	Stallman	Chance	Sanders	Powell	Ligon
4/22	vs. Ole Miss (1)	Frei	Reeves	Reese	Sullivan	Hines	Stallman	Chance	Sanders	Highfill	Sullivan
4/25	at Auburn*	Frei	Reeves	Reese	Sullivan	Hines	Stallman	Chance	Sanders	Powell	Kohn
4/26	at Auburn*	Frei	Reese	Reese	Sullivan	Hines	Highfill	Chance	Sanders	Powell	Siary
4/27	at Auburn*	Frei	Reeves	Reese	Sullivan	Hines	Chance	Cupp	Highfill	Powell	Ligon
4/29	Memphis	Frei	Reeves	Reese	Sullivan	Hines	Chance	Stallman	Highfill	Buckner	Sullivan
5/3	Kentucky* - G1	Frei	Reeves	Reese	Sullivan	Hines	Chance	Stallman	Powell	Sanders	Kohn
5/3	Kentucky* - G2	Frei	Reeves	Reese	Sullivan	Hines	Chance	Stallman	Powell	Sanders	Siary
5/4	Kentucky*	Frei	Reeves	Reese	Sullivan	Hines	Chance	Powell	Highfill	Sanders	Ligon
5/9	Ole Miss* - G1	Frei	Reeves	Reese	Sullivan	Hines	Chance	Powell	Highfill	Sanders	Kohn
5/9	Ole Miss* - G2	Frei	Reeves	Reese	Sullivan	Hines	Chance	Stallman	Powell	Sanders	Siary
5/10	Ole Miss*	Frei	Reeves	Reese	Sullivan	Hines	Chance	Stallman	Powell	Sanders	Ligon
5/13	North Alabama	-	-	-	-	-	-	-	-	-	-
5/15	at Missouri*	Frei	Reeves	Reese	Sullivan	Hines	Chance	Powell	Highfill	Sanders	Kohn
5/16	at Missouri*	Reeves	Reese	Sullivan	Hines	Chance	Stallman	Powell	Stevens	Sanders	Siary
5/17	at Missouri*	Reeves	Reese	Sullivan	Hines	Chance	Stallman	Highfill	Stevens	Sanders	Ligon
5/21	vs. Texas A&M (4)	Frei	Reeves	Reese	Sullivan	Hines	Chance	Stallman	Powell	Sanders	McPherson

* - Southeastern Conference game | (1) - Trustmark Park; Pearl, Miss. | (2) - Kessler Federal Park; Biloxi, Miss. | (3) - Daikin Park; Houston, Texas | (4) - Hoover Met; Hoover, Ala.


2025 GAME-BY-GAME STARTERS (POSITION)

DATE	OPPONENT	C	1B	2B	3B	SS	LF	CF	RF	DH	SP
2/14	Manhattan - G1	Highfill	Hines	Reeves	Reese	Cupp	Stallman	Chance	Stevens	Sullivan	Kohn
2/14	Manhattan - G2	Powell	Hines	Reeves	Reese	Cupp	Downs	Chance	Highfill	Sullivan	Ligon
2/16	Manhattan	Highfill	Hines	Reeves	Reese	Cupp	Downs	Chance	Stevens	Sullivan	Simmons
2/18	at Southern Miss	Highfill	Hines	Reeves	Reese	Cupp	Stallman	Chance	Stevens	Sullivan	Foster
2/21	Missouri State	Highfill	Hines	Buckner	Reese	Cupp	Downs	Chance	Stevens	Sullivan	Kohn
2/22	Missouri State	Powell	Hines	Buckner	Reese	Cupp	Chance	O'Brien	Highfill	Sullivan	Ligon
2/23	Missouri State	Highfill	Hines	Frei	Reese	Cupp	Pulliam	Chance	Downs	Sullivan	Simmons
2/25	Troy	Highfill	Hines	Frei	Reese	Cupp	Stallman	Chance	Downs	Sullivan	Pruitt
2/28	vs. Rice (3)	Highfill	Frei	Reeves	Reese	Cupp	Stallman	Chance	Stevens	Sullivan	Kohn
3/1	vs. Arizona (3)	Highfill	Stallman	Frei	Reese	Cupp	Downs	Chance	Stevens	Sullivan	Ligon
3/2	vs. Oklahoma State (3)	Highfill	Hines	Frei	Reese	Cupp	Stallman	Chance	Stevens	Sullivan	Simmons
3/5	Southern Miss	Highfill	Hines	Sanders	Reese	Cupp	Stallman	Chance	Stevens	Sullivan	Pruitt
3/7	Queens	Highfill	Hines	Sanders	Reese	Cupp	Stallman	Chance	Stevens	Sullivan	Kohn
3/8	Queens	Powell	Hines	Sanders	Reese	Reeves	Downs	Chance	Stevens	Sullivan	Davis
3/9	Queens	Highfill	Hines	Sanders	Reese	Reeves	Downs	Chance	Stevens	Sullivan	Ligon
3/11	vs. Old Dominion (2)	Powell	Hines	Sanders	Reese	Reeves	Downs	Chance	Stevens	Sullivan	Siary
3/12	vs. Nicholls State (2)	Owen	Hines	Sanders	Reese	Cupp	Chance	O'Brien	Downs	Sullivan	Sullivan
3/14	Texas*	Highfill	Hines	Sanders	Reese	Cupp	Stallman	Chance	Downs	Sullivan	Kohn
3/16	Texas* - G2	Highfill	Hines	Sanders	Reese	Cupp	Downs	Chance	Stevens	Sullivan	Davis
3/16	Texas* - G3	Highfill	Hines	Sanders	Reese	Cupp	Stallman	Chance	Downs	Sullivan	Ligon
3/18	Jackson State	Powell	Hines	Sanders	Reeves	Cupp	Stallman	Chance	Stevens	Sullivan	Sullivan
3/21	at Oklahoma*	Highfill	Hines	Reeves	Reese	Cupp	Stallman	Chance	Stevens	Sullivan	Kohn
3/22	at Oklahoma*	Powell	Hines	Reeves	Reese	Cupp	Stallman	Chance	Downs	Sullivan	Davis
3/23	at Oklahoma*	Powell	Hines	Sanders	Reese	Cupp	Stallman	Chance	Stevens	Sullivan	Ligon
3/25	Samford	Powell	Hines	Sanders	Reese	Cupp	Downs	Chance	Stevens	Sullivan	Sullivan
3/27	at LSU*	Powell	Hines	Reeves	Reese	Cupp	Downs	Chance	Stevens	Sullivan	Siary
3/28	at LSU*	Powell	Hines	Sanders	Reese	Cupp	Stallman	Chance	Stevens	Sullivan	Kohn
3/29	at LSU*	Highfill	Hines	Reeves	Reese	Cupp	Downs	Chance	Stevens	Sullivan	Ligon
4/1	at Memphis	Highfill	Hines	Sanders	Reese	Cupp	Frei	O'Brien	Stevens	Sullivan	Sullivan
4/4	South Carolina*	Highfill	Hines	Sanders	Reese	Cupp	Frei	Chance	Downs	Sullivan	Kohn
4/5	South Carolina*	Powell	Hines	Sanders	Reese	Cupp	Frei	Chance	Stevens	Sullivan	Siary
4/6	South Carolina*	Powell	Hines	Sanders	Reese	Cupp	Stallman	Chance	Stevens	Sullivan	Ligon
4/8	at UAB	Highfill	Hines	Sanders	Reese	Cupp	Frei	Chance	Stevens	Sullivan	Sullivan
4/11	at Alabama*	Powell	Hines	Sanders	Reese	Reeves	Frei	Chance	Stevens	Sullivan	Kohn
4/12	at Alabama*	Powell	Hines	Sanders	Reese	Reeves	Frei	Chance	Stallman	Sullivan	Siary
4/13	at Alabama*	Powell	Hines	Sanders	Reese	Reeves	Frei	Downs	Stallman	Sullivan	Ligon
4/15	Southern	Highfill	Hines	Sanders	Frei	Reeves	Chance	O'Brien	Downs	Sullivan	McPherson
4/17	Florida*	Powell	Hines	Sanders	Reese	Reeves	Frei	Chance	Stallman	Sullivan	Kohn
4/18	Florida*	Highfill	Hines	Sanders	Reese	Reeves	Frei	Stevens	Stallman	Sullivan	Siary
4/19	Florida*	Powell	Hines	Sanders	Reese	Reeves	Frei	Chance	Stallman	Sullivan	Ligon
4/22	vs. Ole Miss (1)	Highfill	Hines	Sanders	Reese	Reeves	Frei	Chance	Stallman	Sullivan	Sullivan
4/25	at Auburn*	Powell	Hines	Sanders	Reese	Reeves	Frei	Chance	Stallman	Sullivan	Kohn
4/26	at Auburn*	Powell	Hines	Sanders	Reese	Reeves	Frei	Chance	Highfill	Sullivan	Siary
4/27	at Auburn*	Powell	Hines	Cupp	Reese	Reeves	Frei	Chance	Highfill	Sullivan	Ligon
4/29	Memphis	Highfill	Hines	Buckner	Reese	Reeves	Frei	Chance	Stallman	Sullivan	Sullivan
5/3	Kentucky* - G1	Powell	Hines	Sanders	Reese	Reeves	Frei	Chance	Stallman	Sullivan	Kohn
5/3	Kentucky* - G2	Powell	Hines	Sanders	Reese	Reeves	Frei	Chance	Stallman	Sullivan	Siary
5/4	Kentucky*	Powell	Hines	Sanders	Reese	Reeves	Frei	Chance	Highfill	Sullivan	Ligon
5/9	Ole Miss* - G1	Powell	Hines	Sanders	Reese	Reeves	Frei	Chance	Highfill	Sullivan	Kohn
5/9	Ole Miss* - G2	Powell	Hines	Sanders	Reese	Reeves	Frei	Chance	Stallman	Sullivan	Siary
5/10	Ole Miss*	Powell	Hines	Sanders	Reese	Reeves	Frei	Chance	Stallman	Sullivan	Ligon
5/13	North Alabama	-	-	-	-	-	-	-	-	-	-
5/15	at Missouri*	Powell	Hines	Sanders	Reese	Reeves	Frei	Chance	Highfill	Sullivan	Kohn
5/16	at Missouri*	Powell	Hines	Sanders	Reese	Reeves	Stallman	Chance	Stevens	Sullivan	Siary
5/17	at Missouri*	Highfill	Hines	Sanders	Reese	Reeves	Stallman	Chance	Stevens	Sullivan	Ligon
5/21	vs. Texas A&M (4)	Powell	Hines	Sanders	Reese	Reeves	Frei	Chance	Stallman	Sullivan	McPherson

* - Southeastern Conference game | (1) - Trustmark Park; Pearl, Miss. | (2) - Kessler Federal Park; Biloxi, Miss. | (3) - Daikin Park; Houston, Texas | (4) - Hoover Met; Hoover, Ala.



2025 TV/MEDIA ROSTER




2 | Sawyer Reeves
IF | R/R | Sr./Sr.
Lugoff, S.C.



3 | Ace Reese
IF | L/R | So./So.
Canton, Texas



5 | Aaron Downs
IF/OF | R/R | Sr./Sr.
Pella, Iowa



6 | Landis Davila
OF | L/R | Fr./Fr.
Farragut, Tenn.



7 | Reed Stallman
IF | L/R | Sr./Sr.
Robins, Iowa



8 | Charlie Foster
LHP | R/L | Fr./Fr.
Snellville, Ga.




9 | Pico Kohn
LHP | L/L | Sr./Jr.
Verbena, Ala.



10 | Dylan Cupp
IF | R/R | So./So.
Cedartown, Ga.




11 | Duke Stone
RHP | R/R | Fr./Fr.
Uvalda, Ga.




12 | Evan Siary
RHP | R/R | Jr./Jr.
Columbus, Miss.



13 | Nate Chester
IF | R/R | Sr./Sr.
Kansas City, Mo.



14 | Cade O'Leary
RHP | R/R | Fr./Fr.
Knoxville, Tenn.



15 | Luke Dotson
LHP | L/L | So./So.
Marietta, Ga.



16 | Braden Booth
IF/RHP | R/R | Fr./Fr.
Madison, Ala.



17 | Stone Simmons
RHP | R/R | Gr./Sr.
Houston, Texas



18 | Noah Sullivan
DH/RHP | R/R | Sr./Sr.
Orlando, Fla.



19 | Robert Fortenberry
LHP | L/L | Jr./Jr.
Frisco, Texas




22 | Ross Highfill
C | R/R | Jr./So.
Madison, Miss.



23 | Jackson Owen
C | R/R | Sr./Jr.
Starkville, Miss.



25 | Bradley Loftin
LHP | L/L | Jr./Jr.
Southaven, Miss.



26 | Chase Hungate
RHP | L/R | Sr./Sr.
Abingdon, Va.



27 | Gavin Black
RHP | L/R | Jr./Jr.
Bogart, Ga.



28 | Ryan McPherson
RHP | R/R | Fr./Fr.
Hollywood, Fla.




29 | Nate Williams
RHP | R/R | Sr./Jr.
Acworth, Ga.



30 | Jacob Pruitt
RHP | R/R | Jr./Jr.
Yorktown, Ind.



31 | Karson Ligon
RHP | R/R | Sr./Sr.
Sarasota, Fla.



32 | Michael O'Brien
OF | L/L | So./So.
River Ridge, La.



34 | Gehrig Frei
IF | S/R | Sr./Jr.
Alpharetta, Ga.



35 | Ben Davis
RHP/C | R/R | Jr./Jr.
Booneville, Miss.



36 | Nolan Stevens
IF/OF/LHP | L/L | So./So.
Elk Grove, Calif.



38 | Bryce Chance
OF | R/R | Sr./Jr.
Ridgeland, Miss.



42 | Jack Gleason
RHP | R/R | Fr./Fr.
Germantown, Tenn.




43 | Steven Spalitta
IF/C | L/R | So./So.
Mandeville, La.



44 | Hunter Hines
IF/OF | L/R | Sr./Sr.
Madison, Miss.



45 | Dane Burns
LHP | R/L | Fr./Fr.
Celina, Texas



47 | JT Schnoor
RHP | R/R | Jr./Jr.
Pascagoula, Miss.



48 | Kevin Mannell
RHP | R/R | Jr./Jr.
Topeka, Kan.



49 | Gatlin Sanders
IF/OF | L/R | Jr./Jr.
Madison, Miss.



52 | Lukas Buckner
IF | L/R | Fr./Fr.
Knoxville, Tenn.



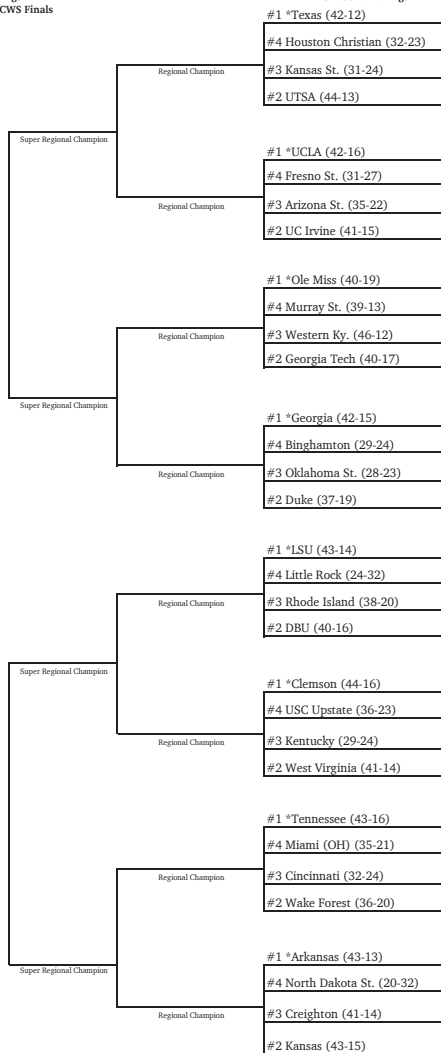
55 | Joe Powell
C | R/R | Gr./Sr.
Mason, Ohio



Regionals
May 30 - June 2
*Campus or Neutral Sites
Double Elimination
First-Round Pairings



1. Vanderbilt (42-16)
2. Texas (42-12)
3. Arkansas (43-13)
4. Auburn (38-18)
5. North Carolina (42-12)
6. LSU (43-14)
7. Georgia (42-15)
8. Oregon St. (41-12-1)
9. Florida St. (38-14)
10. Ole Miss (40-19)
11. Clemson (44-16)
12. Oregon (42-14)
13. Coastal Carolina (48-11)
14. Tennessee (43-16)
15. UCLA (42-16)
16. Southern Miss. (44-14)



© 2025 National Collegiate Athletic Association. No commercial use without the NCAA's written permission.

* Host Institution



HITTER PROFILES

2 SAWYER REEVES

INF | R/R | SR. | 6-3 | 205
LUGOFF, S.C. / THE CITADEL

QUICK HITS

- Knocked out first Diamond Dawg home runs in the Alabama series (4/11)
- Fourth hardest player to strikeout in SoCon with 22 strikeouts through 191 plate appearances

SINGLE GAME CAREER HIGHS

At Bats	6	3x last at Auburn (4/26/25)
Hits	4	2x last at Alabama (4/11/25)
Runs Scored	4	at Charleston Southern (4/25/2023)*
Runs Batted In	4	3x last at Alabama (4/11/25)
Doubles	2	4x last at Oklahoma (3/22/25)
Triples	1	2x last vs Akron (2/25/2024)*
Home Runs	1	12x last vs Kentucky (5/3/25)
Walks	3	2x last vs Jackson St. (3/18/25)
Stolen Bases	2	3x last at Charleston Southern (4/25/2023)*

*Career highs from The Citadel

MISCELLANEOUS STATS

	2025	CAREER
2 Hit Game	7	46
3 Hit Game	2	9
4+ Hit Game	1	2
2 RBI Game	3	15
3 RBI Game	--	6
4+ RBI Game	1	3

REEVES' GAME-BY-GAME HITTING STATS

DATE	OPP	POS	AB	R	H	RBI	2B	3B	HR	BB	K	SB	CS	AVG
2/14	Manhattan*	2B	3	1	1	0	0	0	0	1	0	0	0	.125
2/14	Manhattan*	2B	5	0	0	0	0	0	0	2	0	0	0	.000
2/16	Manhattan*	2B	4	0	0	0	0	0	0	1	1	0	0	.083
2/18	at Southern Miss*	2B	1	0	0	0	0	0	0	1	1	0	0	.077
2/21	Missouri St.	2B	0	0	0	0	0	0	0	0	0	0	0	.077
2/22	Missouri St.	PR/3B	0	0	0	0	0	0	0	0	0	0	0	.077
2/28	vs. Rice*	2B	4	2	2	0	1	0	0	0	1	0	0	.176
3/1	vs. Arizona	PR/2B	0	0	0	0	0	0	0	0	0	0	0	.176
3/2	vs. Oklahoma State	2B	2	1	1	0	0	0	0	1	1	0	0	.211
3/8	Queens*	SS	4	1	1	0	0	0	0	0	1	1	0	.217
3/9	Queens*	SS	3	2	2	1	1	0	0	1	0	1	0	.269
3/11	vs. Old Dominion*	SS	4	1	1	2	1	0	0	0	1	1	0	.190
3/16	Texas	PH/2B	2	0	1	0	0	0	0	0	0	0	0	.250
3/16	Texas	2B	1	0	1	0	0	0	0	0	0	0	0	.227
3/18	Jackson St.*	3B	2	2	1	0	0	0	0	3	0	1	0	.269
3/21	at Oklahoma*	2B	4	1	2	0	0	0	0	1	1	0	0	.313
3/22	at Oklahoma*	2B	4	2	3	1	2	0	0	1	1	0	0	.361
3/23	at Oklahoma	PH	1	0	0	0	0	0	0	0	0	0	0	.351
3/27	at LSU*	2B	2	0	0	0	0	0	0	0	2	0	0	.333
3/28	at LSU	PH	0	0	0	0	0	0	0	0	0	0	0	.333
3/29	at LSU*	2B	2	0	0	0	0	0	0	0	1	0	0	.317
4/1	at Memphis	PH	1	0	1	1	0	0	0	0	0	0	0	.347
4/4	South Carolina	PH	0	0	0	0	0	0	0	1	0	0	0	.347
4/11	at Alabama*	SS	5	3	4	4	1	0	1	0	0	0	0	.389
4/12	at Alabama*	SS	4	0	1	0	0	0	0	0	0	0	0	.379
4/13	at Alabama*	SS	3	1	1	2	0	0	1	1	1	0	0	.377
4/15	Southern*	SS	1	3	1	0	0	0	0	2	0	1	0	.387
4/18	Florida*	SS	4	0	0	0	0	0	0	0	1	0	0	.364
4/19	Florida*	SS	5	0	0	0	0	0	0	0	2	0	0	.338
4/20	Florida*	SS	5	1	1	0	0	0	0	0	2	0	0	.329
4/22	vs. Ole Miss*	SS	4	1	1	0	1	0	0	0	1	0	1	.325
4/25	at Auburn*	SS	5	0	0	0	0	0	0	0	2	0	0	.306
4/26	at Auburn*	SS	6	2	3	1	1	0	0	0	0	0	0	.319
4/27	at Auburn*	SS	4	0	0	1	0	0	0	0	1	0	0	.305
4/29	Memphis*	SS	4	1	2	1	0	0	0	0	0	0	0	.313
5/3	Kentucky*	SS	5	2	2	2	0	0	0	0	0	0	0	.317
5/3	Kentucky*	SS	5	1	1	1	0	0	1	0	1	0	1	.312
5/4	Kentucky*	SS	4	1	1	1	0	0	0	0	0	0	0	.310
5/9	Ole Miss*	SS	5	1	1	0	1	0	0	0	1	0	0	.305
5/9	Ole Miss*	SS	2	0	0	0	0	0	0	1	1	0	0	.300
5/10	Ole Miss*	SS	4	0	2	1	0	0	0	0	1	0	0	.306
5/15	at Missouri*	SS	5	2	2	1	0	0	0	1	2	0	0	.310
5/16	at Missouri*	SS	5	0	1	0	0	0	0	0	0	0	0	.306
5/17	at Missouri*	SS	5	0	0	0	0	0	0	0	0	0	0	.295
5/21	vs. Texas A&M*	SS	3	0	0	0	0	0	0	0	1	0	0	.289
TOTALS			142	32	41	20	9	0	3	15	30	6	2	.289

CAREER HITTING STATS

YEAR	AVG	GP-GS	AB	R	H	2B	3B	HR	RBI	TB	SLG%	BB	HP	SO	GDP	OB%	SF	SH
2022*	.273	47-41	150	26	41	6	0	0	18	47	.313	16	0	19	4	.343	0	2
2023*	.314	54-54	210	49	66	16	1	4	37	96	.457	20	3	27	3	.377	3	4
2024*	.304	48-48	191	34	58	10	1	5	31	85	.445	19	4	22	3	.377	1	0
2025	.270	44-34	137	29	37	8	0	2	16	59	.372	15	3	30	0	.350	2	4
TOTAL	.290	193-177	692	138	202	40	2	11	102	287	.397	70	10	98	10	.362	6	10

*Statistics from The Citadel



HITTER PROFILES

3

ACE REESE

INF | L/R | SO. | 6-3 | 205
CANTON, TEXAS / HOUSTON

QUICK HITS

- Leads the team with 66 RBIs
- First on the team with a .772 slugging percentage
- First on the team with 76 hits

SINGLE GAME CAREER HIGHS

At Bats	6	2x last at Missouri (5/15/25)
Hits	4	vs Florida (4/20/25)
Runs Scored	4	2x last at Missouri (5/16/25)
Runs Batted In	5	at Oklahoma (3/22/25)
Doubles	2	2x last at Missouri (5/16/25)
Triples	1	5x last vs Missouri St. (2/22/25)
Home Runs	2	5x last at Missouri (5/15/25)
Walks	3	vs Texas (4/14/2024)*
Stolen Bases	1	6x last vs Manhattan (2/16/25)

*Career highs from Houston

MISCELLANEOUS STATS

	2025	CAREER
2 Hit Game	16	24
3 Hit Game	7	8
4+ Hit Game	1	1
2 RBI Game	13	19
3 RBI Game	4	7
4+ RBI Game	3	3

REESE'S GAME-BY-GAME HITTING STATS

DATE	OPP	POS	AB	R	H	RBI	2B	3B	HR	BB	K	SB	CS	AVG
2/14	Manhattan*	3B	3	3	2	1	0	0	1	1	0	0	0	.667
2/14	Manhattan*	3B	3	0	0	0	0	0	0	1	0	0	0	.333
2/16	Manhattan*	3B	2	1	0	0	0	0	0	1	2	1	0	.250
2/18	at Southern Miss*	3B	4	0	0	0	0	0	0	0	3	0	0	.167
2/21	Missouri St.*	3B	4	0	0	1	0	0	0	0	1	0	0	.125
2/22	Missouri St.*	3B	5	0	2	3	0	1	0	0	1	0	0	.190
2/23	Missouri St.*	3B	4	1	1	2	0	0	1	1	2	0	0	.200
2/25	Troy*	3B	4	0	2	1	1	0	0	1	1	0	0	.241
2/28	vs. Rice*	3B	4	2	2	2	0	0	1	1	1	0	0	.273
3/1	vs. Arizona*	3B	4	2	3	3	1	0	2	0	1	0	0	.324
3/2	vs. Oklahoma St.*	3B	4	0	1	1	0	0	0	0	0	0	0	.341
3/5	Southern Miss*	3B	5	2	3	4	1	0	1	0	0	0	0	.367
3/7	Queens*	3B	5	1	2	1	1	0	0	0	2	0	0	.370
3/8	Queens*	3B	5	0	1	0	0	0	0	0	1	0	0	.356
3/9	Queens*	3B	4	1	1	1	0	0	0	1	2	0	0	.349
3/11	vs. Old Dominion	3B	3	1	2	2	1	0	0	1	1	0	0	.350
3/12	vs. Nicholls*	3B	3	0	0	1	0	0	0	1	0	0	0	.326
3/14	Texas*	3B	5	0	1	2	1	0	0	0	1	0	0	.313
3/16	Texas*	3B	4	1	1	2	1	0	0	0	0	0	0	.309
3/16	Texas*	3B	3	0	1	0	0	0	0	0	0	0	0	.314
3/21	at Oklahoma*	3B	4	0	0	0	0	0	0	0	3	0	0	.286
3/22	at Oklahoma*	3B	5	2	2	5	0	0	2	1	1	0	0	.294
3/23	at Oklahoma*	3B	5	1	1	2	1	0	0	0	2	0	0	.288
3/25	Samford*	3B	4	0	1	0	0	0	0	0	0	0	0	.286
3/27	at LSU*	3B	5	1	2	2	0	0	1	0	1	0	0	.293
3/28	at LSU*	3B	4	1	1	0	0	0	0	1	1	0	0	.291
3/29	at LSU*	3B	3	0	0	0	0	0	0	1	0	0	0	.281
4/1	at Memphis*	3B	3	0	0	1	0	0	0	0	0	0	0	.288
4/4	South Carolina*	3B	3	1	1	0	0	0	0	1	1	0	0	.289
4/5	South Carolina*	3B	5	3	3	2	0	0	2	0	1	0	0	.303
4/6	South Carolina*	3B	4	0	0	0	0	0	0	0	1	0	0	.293
4/8	at UAB*	3B	4	2	1	1	0	0	0	1	0	0	0	.291
4/11	at Alabama*	3B	5	2	3	2	1	0	0	0	0	0	0	.302
4/12	at Alabama*	3B	4	0	2	0	0	0	0	0	1	0	0	.308
4/13	at Alabama*	3B	3	1	1	1	0	0	1	1	1	0	0	.309
4/18	Florida*	3B	3	0	2	0	1	0	0	1	0	0	0	.317
4/19	Florida*	3B	5	2	2	2	0	0	0	0	2	0	0	.321
4/20	Florida*	3B	5	3	4	2	0	0	1	0	0	0	0	.338
4/22	vs. Ole Miss*	3B	4	1	1	1	0	0	0	0	1	0	0	.336
4/25	at Auburn*	3B	3	1	2	0	0	0	0	0	0	0	0	.340
4/26	at Auburn*	3B	6	2	2	3	0	0	1	0	1	0	0	.339
4/27	at Auburn*	3B	4	3	2	2	0	0	2	1	2	0	0	.343
4/29	Memphis*	3B	3	2	2	3	1	0	0	0	0	0	0	.349
5/3	Kentucky*	3B	4	1	1	0	1	0	0	1	1	0	0	.347
5/3	Kentucky*	3B	5	1	1	0	1	0	0	0	2	0	0	.343
5/4	Kentucky*	3B	1	1	1	1	0	0	0	1	0	0	0	.346
5/9	Ole Miss*	3B	4	1	1	1	0	0	1	0	0	0	0	.344
5/9	Ole Miss*	3B	4	0	1	0	1	0	0	0	1	0	0	.342
5/10	Ole Miss*	3B	4	0	3	2	1	0	0	1	1	0	0	.351
5/15	at Missouri*	3B	6	4	3	4	1	0	2	1	1	0	0	.355
5/16	at Missouri*	3B	3	4	3	1	2	0	1	2	0	0	0	.365
5/17	at Missouri*	3B	3	3	2	1	0	0	1	2	1	0	0	.369
5/21	vs. Texas A&M*	3B	4	0	2	0	0	0	0	0	1	0	0	.371
TOTALS			210	58	78	66	18	1	21	25	46	1	0	.371

CAREER HITTING STATS

YEAR	AVG	GP-GS	AB	R	H	2B	3B	HR	RBI	TB	SLG%	BB	HP	SO	GDP	OB%	SF	SH
2024*	.278	48-42	162	33	45	8	4	7	34	82	.506	29	3	37	4	.395	1	0
2025	.366	52-52	205	56	73	17	1	21	64	161	.766	25	5	46	4	.438	5	0
TOTAL	.322	100-94	367	90	122	25	5	28	98	243	.636	54	8	83	8	.417	6	0

*Statistics from Houston



HITTER PROFILES

5

AARON DOWNS

INF/OF | R/R | SR. | 6-0 | 210
PELLA, IOWA / HERITAGE ACADEMY

QUICK HITS

- Knocked out a career-high seven home runs this season
- Stole career-high two bases in series finale vs Manhattan
- His slugging percentage never exceeded .300 before this season. He now has a .412 slugging percentage through 29 games played

SINGLE GAME CAREER HIGHS

At Bats	5	6x last vs Old Dominion (3/11/25)
Hits	4	vs LSU (3/17/24)
Runs Scored	3	3x last vs Queens (3/9/25)
Runs Batted In	5	vs Queens (3/8/25)
Doubles	1	7x last vs Old Dominion (3/11/25)
Triples	--	--
Home Runs	2	2x last vs Queens (3/9/25)
Walks	2	vs. Arkansas State (3/21/23)
Stolen Bases	2	vs Manhattan (2/16/25)

MISCELLANEOUS STATS

	2025	CAREER
2 Hit Game	4	11
3 Hit Game	1	2
4+ Hit Game	--	1
2 RBI Game	2	4
3 RBI Game	1	2
4+ RBI Game	2	2

DOWNS' GAME-BY-GAME HITTING STATS

DATE	OPP	POS	AB	R	H	RBI	2B	3B	HR	BB	K	SB	CS	AVG
2/14	Manhattan	PH/RF	1	1	1	3	0	0	1	0	0	0	0	.750
2/14	Manhattan*	LF	3	1	2	4	0	0	0	0	1	0	0	.667
2/16	Manhattan*	LF	3	1	1	0	0	0	0	1	0	2	0	.571
2/21	Missouri St.*	LF	1	1	0	0	0	0	0	0	0	1	0	.500
2/22	Missouri St.	LF	1	0	0	0	0	0	0	0	0	0	0	.444
2/23	Missouri St.*	RF/LF	3	1	1	1	0	0	1	0	1	0	0	.417
2/25	Troy*	RF	4	0	0	0	0	0	0	1	1	0	0	.313
2/28	vs. Rice	PH	1	1	1	1	0	0	1	0	0	0	0	.353
3/1	vs. Arizona*	LF	4	1	1	0	1	0	0	0	1	0	0	.333
3/2	vs. Oklahoma St.	PH/RF	2	0	0	0	0	0	0	0	0	0	0	.304
3/5	Southern Miss	PH/RF	1	0	0	0	0	0	0	0	0	0	0	.292
3/7	Queens	PR	0	1	0	0	0	0	0	0	0	0	0	.292
3/8	Queens*	LF	3	3	3	5	1	0	2	0	0	0	0	.370
3/9	Queens*	LF	3	3	2	2	0	0	2	0	0	0	0	.400
3/11	vs. Old Dominion*	LF	5	2	2	1	1	0	0	0	0	0	0	.346
3/12	vs. Nicholls*	RF	3	1	1	0	0	0	0	1	1	0	0	.345
3/14	Texas*	RF	2	0	0	0	0	0	0	1	1	0	0	.323
3/16	Texas*	LF/RF	2	0	0	1	0	0	0	0	0	0	0	.286
3/16	Texas*	RF	2	0	0	0	0	0	0	1	1	0	0	.303
3/18	Jackson St.	LF	1	1	0	0	0	0	0	1	1	0	0	.278
3/22	at Oklahoma*	RF	3	1	0	0	0	0	0	1	1	0	0	.244
3/25	Samford*	LF	4	1	2	0	0	0	0	0	0	0	0	.267
3/27	at LSU*	LF	3	0	0	0	0	0	0	1	1	0	0	.250
3/28	at LSU	PR	0	0	0	0	0	0	0	0	0	0	0	.250
3/29	at LSU*	LF	3	2	1	0	0	0	0	1	1	0	0	.255
4/4	South Carolina*	RF	4	0	0	0	0	0	0	0	1	0	0	.290
4/13	at Alabama*	CF/RF	4	0	0	0	0	0	0	0	1	0	0	.290
4/15	Southern*	RF	2	0	0	0	0	0	0	0	0	1	0	.281
4/29	Memphis	LF	1	0	0	0	0	0	0	0	1	0	0	.261
5/15	at Missouri	LF	2	0	0	2	0	0	0	0	1	0	0	.254
TOTALS			71	22	18	20	3	0	7	9	15	4	0	.254

CAREER HITTING STATS

YEAR	AVG	GP-GS	AB	R	H	2B	3B	HR	RBI	TB	SLG%	BB	HP	SO	GDP	OB%	SF	SH
2022	.206	18-7	34	5	7	3	0	0	2	10	.294	4	1	15	0	.308	0	1
2023	.261	19-2	23	4	6	0	0	0	1	6	.261	5	0	9	1	.393	0	0
2024	.305	30-24	95	16	29	4	0	0	9	33	.347	13	1	31	3	.394	0	2
2025	.254	30-20	71	22	18	3	0	7	20	42	.592	9	6	15	3	.379	1	0
TOTAL	.269	97-53	223	47	60	10	0	7	32	91	.408	31	8	70	7	.376	1	3



HITTER PROFILES

6

LANDIS DAVILA

OF | L/R | FR. | 6-3 | 200
FARRAGUT, TENN. / FARRAGUT HS

QUICK HITS

- Won three state titles with Farragut High School (2022,2023,2024)
- Earned MVP honors in the 2024 season
- Named All-State member in 2022, 2023, and 2024
- Recorded his first career hit and RBI against Jackson St. (3/18)

SINGLE GAME CAREER HIGHS

At Bats	2	vs Jackson St. (3/18/25)
Hits	1	vs Jackson St. (3/18/25)
Runs Scored	1	vs Jackson St. (3/18/25)
Runs Batted In	1	vs Jackson St. (3/18/25)
Doubles	--	--
Triples	--	--
Home Runs	--	--
Walks	--	--
Stolen Bases	--	--

MISCELLANEOUS STATS

	2025	CAREER
2 Hit Game	--	--
3 Hit Game	--	--
4+ Hit Game	--	--
2 RBI Game	--	--
3 RBI Game	--	--
4+ RBI Game	--	--

DAVILA'S GAME-BY-GAME HITTING STATS

DATE	OPP	POS	AB	R	H	RBI	2B	3B	HR	BB	K	SB	CS	AVG
2/14	Manhattan	PH/RF	1	0	0	0	0	0	0	0	1	0	0	.000
2/14	Manhattan	PH	1	0	0	0	0	0	0	0	0	0	0	.000
3/8	Queens	PH/RF	0	0	0	0	0	0	0	0	0	0	0	.250
3/18	Jackson St.	PH/RF	2	1	1	1	0	0	0	0	1	0	0	.250
4/15	Southern	RF	1	0	0	0	0	0	0	0	1	0	0	.200
4/29	Memphis	RF	1	0	0	0	0	0	0	0	0	0	0	.167
TOTALS			6	1	1	1	0	0	0	0	3	0	0	.167

CAREER HITTING STATS

YEAR	AVG	GP-GS	AB	R	H	2B	3B	HR	RBI	TB	SLG%	BB	HP	SO	GDP	OB%	SF	SH
2025	.167	6-0	6	1	1	0	0	0	1	1	.167	0	1	3	0	.286	0	0
TOTAL	.167	6-0	6	1	1	0	0	0	1	1	.167	0	1	3	0	.286	0	0



HITTER PROFILES

7 REED STALLMAN

INF | L/R | SR. | 6-3 | 220
ROBBINS, IOWA / CAMPBELL

QUICK HITS

- 17 of his 29 hits have gone for extra-bases in 2025
- His 15 home runs and 13 HBP ranked third among Campbell
- Drew 13 walks in Campbell's first six games
- Ranked second on the team with 53 RBIs

SINGLE GAME CAREER HIGHS

At Bats	5	11x last vs Texas (3/14/25)
Hits	3	3x last vs Florida (4/18/25)
Runs Scored	4	Ohio (2/24/24)*
Runs Batted In	5	vs Memphis (4/29/25)
Doubles	2	vs Troy (2/25/25)
Triples	--	--
Home Runs	2	3x last at Missouri (5/15/25)
Walks	3	3x last at Hofstra (4/21/2024)*
Stolen Bases	1	8x last William and Mary (5/16/24)*

*Career highs from Campbell

MISCELLANEOUS STATS

	2025	CAREER
2 Hit Game	6	13
3 Hit Game	2	3
4+ Hit Game		--
2 RBI Game	2	11
3 RBI Game	4	10
4+ RBI Game	2	3

STALLMAN'S GAME-BY-GAME HITTING STATS

DATE	OPP	POS	AB	R	H	RBI	2B	3B	HR	BB	K	SB	CS	AVG
2/14	Manhattan*	LF	2	0	0	0	0	0	0	1	1	0	0	.333
2/14	Manhattan	PH	1	1	1	3	0	0	1	0	0	0	0	1.000
2/18	at Southern Miss*	LF	3	0	0	0	0	0	0	0	1	0	0	.167
2/22	Missouri St.	PH/RF	3	1	1	1	0	0	1	0	0	0	0	.222
2/23	Missouri St.	PH	1	0	1	0	0	0	0	0	0	0	0	.300
2/25	Troy*	LF	5	0	2	0	2	0	0	0	2	0	0	.333
2/28	vs. Rice*	LF	2	0	1	2	0	0	0	1	1	0	0	.353
3/1	vs. Arizona*	1B	3	0	0	0	0	0	0	0	2	0	0	.300
3/2	vs. Oklahoma St.*	LF	4	2	3	4	0	0	2	0	1	0	0	.375
3/5	Southern Miss*	LF	3	1	1	2	0	0	0	1	1	0	0	.370
3/7	Queens*	LF	4	0	0	1	0	0	0	1	1	0	0	.323
3/14	Texas*	LF	5	0	0	0	0	0	0	0	3	0	0	.240
3/16	Texas	PH/LF	1	0	0	0	0	0	0	0	0	0	0	.250
3/16	Texas*	LF	2	0	1	1	0	0	0	2	0	0	0	.259
3/18	Jackson St.*	LF	3	2	2	3	1	0	1	0	0	0	0	.290
3/21	at Oklahoma*	LF	4	0	0	0	0	0	0	0	2	0	0	.308
3/22	at Oklahoma*	LF	4	1	2	0	1	0	0	1	1	0	1	.326
3/23	at Oklahoma*	LF	4	1	0	0	0	0	0	0	1	0	0	.298
3/28	at LSU*	LF	2	0	0	0	0	0	0	0	2	0	0	.286
4/1	at Memphis	LF	1	0	0	0	0	0	0	0	0	0	0	.263
4/5	South Carolina	PH/LF	2	1	2	1	1	0	1	0	0	0	0	.288
4/6	South Carolina*	LF	3	0	0	1	0	0	0	0	1	0	0	.274
4/8	at UAB	LF	1	0	0	0	0	0	0	0	1	0	0	.270
4/11	at Alabama	RF	0	1	0	0	0	0	0	0	0	0	0	.263
4/12	at Alabama*	RF	4	0	0	0	0	0	0	0	2	0	0	.246
4/13	at Alabama*	RF	3	0	0	0	0	0	0	0	2	0	0	.234
4/15	Southern	LF	1	0	0	0	0	0	0	0	1	0	0	.231
4/18	Florida*	RF/1B	4	1	3	1	0	0	1	0	0	0	0	.261
4/19	Florida*	RF	3	1	1	2	0	0	1	1	1	0	0	.264
4/20	Florida*	RF	2	1	1	1	0	0	0	1	1	0	0	.270
4/22	vs. Ole Miss*	RF	4	1	1	0	0	0	0	1	2	0	0	.269
4/25	at Auburn*	RF	4	0	0	0	0	0	0	0	4	0	0	.261
4/29	Memphis*	RF	4	2	2	5	1	0	1	0	1	0	0	.272
5/3	Kentucky*	RF	3	1	0	1	0	0	0	1	0	0	0	.263
5/3	Kentucky*	RF	3	0	0	0	0	0	0	1	1	0	0	.255
5/9	Ole Miss	PH/RF	1	0	0	0	0	0	0	0	1	0	0	.253
5/9	Ole Miss*	RF	2	0	0	0	0	0	0	1	1	0	0	.248
5/10	Ole Miss*	RF	3	0	1	0	0	0	0	0	1	0	0	.250
5/15	at Missouri	LF	3	2	2	3	0	0	2	0	1	0	0	.262
5/16	at Missouri*	LF	2	1	1	0	1	0	0	1	0	0	0	.266
5/21	vs. Texas A&M*	RF	1	0	0	0	0	0	0	1	1	0	0	.265
TOTALS			113	22	30	34	8	0	11	15	42	0	1	.265

CAREER HITTING STATS

YEAR	AVG	GP-GS	AB	R	H	2B	3B	HR	RBI	TB	SLG%	BB	HP	SO	GDP	OB%	SF	SH
2024*	.239	47-47	159	48	38	6	0	15	53	89	.560	47	13	43	0	.441	3	1
2025	.265	41-31	113	21	30	8	0	11	34	71	.628	15	6	42	0	.375	2	0
TOTAL	.252	88-78	273	69	68	14	0	26	87	162	.594	62	19	85	0	.408	5	1

*Statistics from Campbell



HITTER PROFILES

10 DYLAN CUPP

INF | R/R | SO. | 6-0 | 181
CEDARTOWN, GA. / CEDARTOWN HS

QUICK HITS

- Set a career-high with four hits against Evansville on March 10, 2024
- Recorded four multi-RBI games in 2024
- Hit first career home run against South Carolina (4/5)

SINGLE GAME CAREER HIGHS

At Bats	5	3x last at LSU (3/29/25)
Hits	4	vs. Evansville (3/10/24)
Runs Scored	2	6x last vs Southern Miss (3/5/25)
Runs Batted In	3	2x last at LSU (3/29/25)
Doubles	1	13x last vs Southern (4/15/25)
Triples	--	--
Home Runs	1	vs South Carolina (4/5/25)
Walks	3	2x last vs Manhattan (2/14/25)
Stolen Bases	1	5x last vs. Missouri St.(2/22/25)

MISCELLANEOUS STATS

	2025	CAREER
2 Hit Game	7	8
3 Hit Game	--	--
4+ Hit Game	--	1
2 RBI Game	2	5
3 RBI Game	1	2
4+ RBI Game	--	--

CUPP'S GAME-BY-GAME HITTING STATS

DATE	OPP	POS	AB	R	H	RBI	2B	3B	HR	BB	K	SB	CS	AVG
2/14	Manhattan*	SS	1	1	0	1	0	0	0	1	0	0	0	.000
2/14	Manhattan*	SS	1	0	0	1	0	0	0	3	0	0	0	.000
2/16	Manhattan*	SS	3	0	2	1	1	0	0	1	1	0	0	.400
2/18	at Southern Miss*	SS	3	0	0	0	0	0	0	0	0	0	0	.250
2/21	Missouri St.*	SS	2	0	0	0	0	0	0	1	1	0	0	.200
2/22	Missouri St.*	SS	2	2	1	0	1	0	0	2	1	1	0	.250
2/23	Missouri St.*	SS	3	0	2	1	0	0	0	1	1	0	0	.333
2/25	Troy*	SS	5	1	1	0	0	0	0	0	1	0	0	.300
2/28	vs. Rice*	SS	3	2	1	1	1	0	0	0	0	1	0	.304
3/1	vs. Arizona*	SS	2	0	0	0	0	0	0	0	1	0	0	.280
3/2	vs. Oklahoma St.*	SS	3	1	0	0	0	0	0	1	0	0	0	.258
3/5	Southern Miss*	SS	2	2	2	0	1	0	0	2	0	0	0	.303
3/7	Queens*	SS	1	0	0	0	0	0	0	1	0	0	0	.294
3/12	vs. Nicholls*	SS	3	0	1	0	0	0	0	0	1	0	0	.286
3/14	Texas*	SS	2	0	0	0	0	0	0	1	1	0	0	.267
3/16	Texas*	SS	1	1	0	0	0	0	0	2	0	0	0	.281
3/16	Texas*	SS	1	0	1	0	0	0	0	1	0	0	0	.290
3/18	Jackson St.*	SS	3	0	2	2	0	0	0	0	1	0	0	.314
3/21	at Oklahoma*	SS	3	0	0	1	0	0	0	0	1	0	0	.268
3/22	at Oklahoma*	SS	2	1	1	0	1	0	0	1	0	0	0	.279
3/23	at Oklahoma*	SS	2	1	0	0	0	0	0	0	0	0	0	.267
3/25	Samford*	SS	2	1	0	0	0	0	0	2	0	0	0	.255
3/27	at LSU*	SS	4	0	1	0	0	0	0	0	1	0	0	.255
3/28	at LSU*	SS	3	0	2	0	1	0	0	1	1	0	0	.278
3/29	at LSU*	SS	5	0	2	3	1	0	0	0	2	0	0	.288
4/1	Memphis*	SS	4	1	1	0	1	0	0	0	1	0	0	.303
4/4	South Carolina*	SS	3	0	0	0	0	0	0	0	2	0	0	.290
4/5	South Carolina*	SS	4	1	1	1	0	0	1	0	1	0	0	.288
4/6	South Carolina*	SS	3	0	2	1	0	0	0	0	0	0	0	.303
4/8	at UAB*	SS	4	0	0	0	0	0	0	0	2	0	0	.288
4/15	Southern	SS	2	1	1	2	1	0	0	0	0	0	0	.309
4/18	Florida	PH	1	0	0	0	0	0	0	0	1	0	0	.304
4/27	at Auburn*	2B	2	0	0	0	0	0	0	0	0	0	0	.282
TOTALS			83	16	24	15	9	0	1	21	22	1	0	.289

CAREER HITTING STATS

YEAR	AVG	GP-GS	AB	R	H	2B	3B	HR	RBI	TB	SLG%	BB	HP	SO	GDP	OB%	SF	SH
2024	.258	22-21	66	13	17	4	0	0	13	21	.318	11	1	14	1	.367	1	5
2025	.289	32-30	83	16	24	9	0	1	15	36	.434	21	6	22	2	.459	1	3
TOTAL	.275	54-51	149	29	41	13	0	1	28	57	.383	32	7	36	3	.421	2	8



HITTER PROFILES

13

NATE CHESTER

INF | R/R | SR. | 6-2 | 190
KANSAS CITY, MO. / JOHN A. LOGAN CC

QUICK HITS

- Made 26 appearances with eight starts at third base last season
- Ended the season with .206 batting average

SINGLE GAME CAREER HIGHS

At Bats	5	at Florida (3/30/24)
Hits	1	10x last vs Vanderbilt (5/23/24)
Runs Scored	1	11x last at Missouri (5/15/25)
Runs Batted In	1	4x last vs Vanderbilt (5/23/24)
Doubles	1	2x last vs Missouri (5/18/24)
Triples	--	--
Home Runs	--	--
Walks	3	vs. Austin Peay (2/21/24)
Stolen Bases	--	--

MISCELLANEOUS STATS

	2025	CAREER
2 Hit Game	--	--
3 Hit Game	--	--
4+ Hit Game	--	--
2 RBI Game	--	--
3 RBI Game	--	--
4+ RBI Game	--	--

CHESTER'S GAME-BY-GAME HITTING STATS

DATE	OPP	POS	AB	R	H	RBI	2B	3B	HR	BB	K	SB	CS	AVG
2/14	Manhattan	PH/3B	1	0	0	0	0	0	0	0	1	0	0	.000
3/8	Queens	PH/2B	1	0	0	0	0	0	0	0	1	0	0	.000
3/18	Jackson St.	2B	0	0	0	0	0	0	0	1	0	0	0	.000
4/15	Southern	3B	0	1	0	0	0	0	0	1	0	0	0	.000
4/29	Memphis	3B	0	0	0	0	0	0	0	0	0	0	0	.000
5/15	at Missouri	PH/2B	0	1	0	0	0	0	0	1	0	0	0	.000
TOTALS			2	2	0	0	0	0	0	3	2	0	0	.000

CAREER HITTING STATS

YEAR	AVG	GP-GS	AB	R	H	2B	3B	HR	RBI	TB	SLG%	BB	HP	SO	GDP	OB%	SF	SH
2023	.211	15-4	19	2	4	1	0	0	2	5	.263	2	2	4	0	.348	0	0
2024	.206	28-8	34	7	7	2	0	0	3	9	.265	10	0	7	1	.386	0	1
2025	.000	6-0	2	2	0	0	0	0	0	0	.000	3	2	2	0	.714	0	0
TOTAL	.200	49-12	55	11	11	3	0	0	5	14	.255	15	4	13	1	.405	0	1



HITTER PROFILES

22 ROSS HIGHFILL

C | R/R | SO. | 6-0 | 200
MADISON, MISS. / MADISON CENTRAL HS

QUICK HITS

- Has started games in Right Field and at catcher
- Missed 2024 with injury
- Hit three home runs against Lipscomb in 2023, the first Dawg to do this since 2017
- In the 2023 series at Alabama, Highfill batted .545 collecting five RBIs, three home runs and a walk

SINGLE GAME CAREER HIGHS

At Bats	5	8x last vs Rice (2/28/25)
Hits	3	3x last at Alabama (4/6/23)
Runs Scored	3	3x last vs Manhattan (2/14/25)
Runs Batted In	4	3x last vs Texas (3/14/25)
Doubles	2	vs. ULM (2/22/23)
Triples	1	vs Rice (2/28/25)
Home Runs	3	vs. Lipscomb (3/11/23)
Walks	3	at Auburn (4/23/23)
Stolen Bases	2	vs Missouri St. (2/22/25)

MISCELLANEOUS STATS

	2025	CAREER
2 Hit Game	7	10
3 Hit Game	--	3
4+ Hit Game	--	--
2 RBI Game	2	7
3 RBI Game	1	1
4+ RBI Game	1	3

HIGHFILL'S GAME-BY-GAME HITTING STATS

DATE	OPP	POS	AB	R	H	RBI	2B	3B	HR	BB	K	SB	CS	AVG
2/14	Manhattan*	C	2	2	1	2	0	0	0	1	0	0	0	.500
2/14	Manhattan*	RF/C	2	3	1	0	1	0	0	2	0	1	0	.500
2/16	Manhattan*	C	5	0	0	0	0	0	0	0	2	0	0	.222
2/18	at Southern Miss*	C	4	0	0	0	0	0	0	0	0	0	0	.154
2/21	Missouri St.*	C	4	1	1	0	0	0	0	0	1	0	0	.176
2/22	Missouri St.*	RF/C	5	1	1	0	0	0	0	0	1	2	0	.182
2/23	Missouri St.*	C	4	1	1	0	0	0	0	0	1	1	0	.192
2/25	Troy*	C	4	1	1	0	0	0	0	0	1	0	0	.200
2/28	vs. Rice*	C	5	1	2	2	0	1	0	0	1	0	0	.229
3/1	vs. Arizona*	C	4	1	2	1	0	0	0	0	1	1	0	.256
3/2	vs. Oklahoma St.*	C	2	0	0	0	0	0	0	0	1	0	0	.256
3/5	Southern Miss*	C	3	1	0	0	0	0	0	1	0	1	0	.239
3/7	Queens*	C	3	1	1	1	1	0	0	0	0	0	0	.245
3/9	Queens*	C	4	0	2	1	0	0	0	0	1	1	1	.264
3/11	vs. Old Dominion	C	2	0	1	1	0	0	0	0	1	0	1	.268
3/12	vs. Nicholls	C	0	0	0	0	0	0	0	0	0	0	0	.268
3/14	Texas*	C	4	1	2	4	0	0	1	0	1	0	0	.289
3/16	Texas*	C	3	0	0	0	0	0	0	0	2	0	0	.260
3/16	Texas*	C	2	1	0	0	0	0	0	0	1	1	0	.277
3/21	at Oklahoma*	C	2	0	0	0	0	0	0	0	1	0	0	.241
3/28	at LSU	C	1	0	0	0	0	0	0	0	1	0	0	.236
3/29	at LSU*	C	2	2	0	0	0	0	0	1	1	1	0	.228
4/1	at Memphis*	C	2	0	0	0	0	0	0	1	2	0	0	.232
4/4	South Carolina*	C	3	0	0	0	0	0	0	1	2	0	0	.222
4/8	at UAB*	C	3	1	0	0	0	0	0	1	2	0	0	.213
4/13	at Alabama	PH/C	1	1	1	1	0	0	1	0	0	0	0	.243
4/15	Southern*	C	4	0	0	0	0	0	0	0	2	0	0	.230
4/19	Florida*	C	2	0	1	1	0	0	0	0	0	1	0	.237
4/22	vs. Ole Miss*	C	4	1	2	1	1	0	0	0	0	0	0	.250
4/25	at Auburn	PR	0	0	0	0	0	0	0	0	0	0	0	.233
4/26	at Auburn*	RF	4	0	0	0	0	0	0	1	2	0	0	.222
4/27	at Auburn*	RF	3	1	0	0	0	0	0	0	2	0	0	.215
4/29	Memphis*	C	3	2	2	3	0	0	1	1	0	1	0	.229
5/3	Kentucky	RF	1	0	0	0	0	0	0	0	1	0	0	.227
5/4	Kentucky*	RF	4	1	1	1	0	0	0	0	2	0	0	.228
5/9	Ole Miss*	RF	1	0	0	0	0	0	0	1	0	0	0	.225
5/9	Ole Miss	PR/RF	1	0	0	0	0	0	0	0	1	0	0	.223
5/10	Ole Miss	PR/RF	1	1	0	0	0	0	0	0	1	0	0	.221
5/15	at Missouri*	RF	3	0	0	0	0	0	0	0	1	0	0	.215
5/16	at Missouri	C	0	0	0	0	0	0	0	0	0	0	0	.215
5/17	at Missouri*	C	4	1	2	1	0	0	0	0	0	1	0	.225
5/21	vs. Texas A&M	RF	2	0	0	0	0	0	0	0	0	0	0	.221
TOTALS			113	26	25	20	3	1	3	11	36	12	1	.221

CAREER HITTING STATS

YEAR	AVG	GP-GS	AB	R	H	2B	3B	HR	RBI	TB	SLG%	BB	HP	SO	GDP	OB%	SF	SH
2023	.231	39-36	121	25	28	8	0	9	28	63	.521	12	3	38	5	.312	2	4
2024	.100	4-3	10	1	1	0	0	0	2	1	.100	1	1	4	0	.214	2	0
2025	.221	42-32	113	26	25	3	1	3	20	39	.345	11	13	36	2	.358	0	2
TOTAL	.221	85-71	244	52	54	11	1	12	50	73	.422	24	17	78	7	.329	4	6



HITTER PROFILES

23 JACKSON OWEN

C | R/R | SR. | 5-10 | 199
STARKVILLE, MISS. / NE MISSISSIPPI CC

QUICK HITS

- NJCAA Gold Glove winning catcher in 2023
- During his redshirt season in 2024, was the Diamond Dawgs first base coach
- Made his first start in Biloxi against Nicholls behind the plate

SINGLE GAME CAREER HIGHS

At Bats	1	5x last vs Jackson St. (3/18/25)
Hits	--	--
Runs Scored	--	--
Runs Batted In	--	--
Doubles	--	--
Triples	--	--
Home Runs	--	--
Walks	1	vs Nicholls (3/12/25)
Stolen Bases	--	--

MISCELLANEOUS STATS

	2025	CAREER
2 Hit Game	--	--
3 Hit Game	--	--
4+ Hit Game	--	--
2 RBI Game	--	--
3 RBI Game	--	--
4+ RBI Game	--	--

OWEN'S GAME-BY-GAME HITTING STATS

DATE	OPP	POS	AB	R	H	RBI	2B	3B	HR	BB	K	SB	CS	AVG
2/14	Manhattan	PH/C	1	0	0	0	0	0	0	0	0	0	0	.000
3/2	vs. Oklahoma St.	C	0	0	0	0	0	0	0	0	0	0	0	.000
3/5	Southern Miss	PH/C	1	0	0	0	0	0	0	0	1	0	0	.000
3/8	Queens	C	1	0	0	0	0	0	0	0	1	0	0	.000
3/12	vs. Nicholls*	C	1	0	0	0	0	0	0	1	0	0	0	.000
3/18	Jackson St.	PH	1	0	0	0	0	0	0	0	1	0	0	.000
TOTALS			5	0	0	0	0	0	0	1	3	0	0	.000

CAREER HITTING STATS

YEAR	AVG	GP-GS	AB	R	H	2B	3B	HR	RBI	TB	SLG%	BB	HP	SO	GDP	OB%	SF	SH
2024																		
2025	.000	6-1	5	0	0	0	0	0	0	0	.000	1	0	3	0	.167	0	0
TOTAL	.000	6-1	5	0	0	0	0	0	0	0	.000	1	0	3	0	.167	0	0



HITTER PROFILES

32 MICHAEL O'BRIEN

OF | L/L | SO. | 6-0 | 185
RIVER RIDGE, LA. / JOHN CURTIS CHRISTIAN

QUICK HITS

- Earned his third start of his career on Feb. 22 against Missouri State

SINGLE GAME CAREER HIGHS

At Bats	4	vs Nicholls (3/12/25)
Hits	1	5x last vs Memphis (4/29/25)
Runs Scored	2	North Alabama (5/14/24)
Runs Batted In	1	3x last vs Memphis (4/29/25)
Doubles	1	vs Manhattan (2/14/25)
Triples	1	vs Nicholls (3/12/25)
Home Runs	--	--
Walks	2	2x last vs Jackson St. (3/18/25)
Stolen Bases	1	2x last at Oklahoma (3/21/25)

MISCELLANEOUS STATS

	2025	CAREER
2 Hit Game	--	--
3 Hit Game	--	--
4+ Hit Game	--	--
2 RBI Game	--	--
3 RBI Game	--	--
4+ RBI Game	--	--

O'BRIEN'S GAME-BY-GAME HITTING STATS

DATE	OPP	POS	AB	R	H	RBI	2B	3B	HR	BB	K	SB	CS	AVG
2/14	Manhattan	PH/CF	2	1	1	0	1	0	0	0	0	0	0	.500
2/14	Manhattan	CF	0	0	0	0	0	0	0	0	0	0	0	.000
2/16	Manhattan	CF	0	0	0	0	0	0	0	0	0	0	0	.500
2/21	Missouri St.	PR/CF	0	1	0	0	0	0	0	0	0	0	0	.500
2/22	Missouri St.*	CF	2	0	0	0	0	0	0	1	0	0	0	.250
2/23	Missouri St.	CF	0	0	0	0	0	0	0	0	0	0	0	.250
2/25	Troy	PR	0	0	0	0	0	0	0	0	0	0	0	.250
3/1	vs. Arizona	PR	0	0	0	0	0	0	0	0	0	0	0	.250
3/5	Southern Miss*	PH/CF	1	0	1	0	0	0	0	0	0	0	0	.333
3/7	Queens	CF	0	0	0	0	0	0	0	0	0	0	0	.333
3/8	Queens	CF	1	0	0	0	0	0	0	0	0	0	0	.300
3/9	Queens	CF	1	0	0	0	0	0	0	0	0	0	0	.273
3/12	vs. Nicholls*	CF	4	0	1	0	0	1	0	0	1	0	0	.250
3/16	Texas	PR	0	0	0	0	0	0	0	0	0	0	0	.250
3/18	Jackson St.	CF	1	1	0	0	0	0	0	2	0	0	0	.222
3/21	at Oklahoma	PR	0	1	0	0	0	0	0	0	0	1	0	.222
3/25	Samford	CF	0	0	0	0	0	0	0	0	0	0	0	.222
3/28	at LSU	CF	1	0	0	0	0	0	0	0	1	0	0	.200
4/1	at Memphis*	CF	2	0	0	0	0	0	0	2	0	0	0	.200
4/8	at UAB	CF	0	0	0	0	0	0	0	0	0	0	0	.200
4/12	at Alabama	PH	1	0	0	0	0	0	0	0	0	0	0	.188
4/13	at Alabama	CF	0	0	0	0	0	0	0	0	0	0	0	.188
4/15	Southern*	CF	3	1	0	1	0	0	0	1	1	0	0	.158
4/20	Florida	CF	0	0	0	0	0	0	0	0	0	0	0	.158
4/22	vs. Ole Miss	CF	0	0	0	0	0	0	0	0	0	0	0	.158
4/25	at Auburn	PR	0	0	0	0	0	0	0	0	0	0	0	.158
4/26	at Auburn	CF	0	0	0	0	0	0	0	0	0	0	0	.158
4/29	Memphis	PH/CF	2	0	1	1	0	0	0	0	1	0	0	.190
5/3	Kentucky	PR	0	0	0	0	0	0	0	0	0	0	0	.190
5/4	Kentucky	CF	0	0	0	0	0	0	0	0	0	0	0	.190
5/9	Ole Miss	PR/CF	0	1	0	0	0	0	0	0	0	0	0	.190
5/10	Ole Miss	CF	0	0	0	0	0	0	0	0	0	0	0	.190
5/15	at Missouri	PR/CF	0	1	0	0	0	0	0	0	0	0	0	.190
5/16	at Missouri	CF	0	0	0	0	0	0	0	0	0	0	0	.190
TOTALS			21	7	4	2	1	1	0	4	6	1	0	.190

CAREER HITTING STATS

YEAR	AVG	GP-GS	AB	R	H	2B	3B	HR	RBI	TB	SLG%	BB	HP	SO	GDP	OB%	SF	SH
2024	.125	23-2	8	4	1	0	0	0	1	1	.125	5	0	1	0	.462	0	0
2025	.190	35-4	21	7	4	1	1	0	2	7	.333	4	0	6	1	.320	0	0
TOTAL	.172	59-6	29	12	5	1	1	0	3	8	.276	9	0	7	1	.368	0	0



HITTER PROFILES

34 GEHRIG FREI

INF | S/R | SR. | 6-1 | 200
ALPHARETTA, GA. / NORTH ALABAMA

QUICK HITS

- Hit a leadoff homer against Missouri State in his first start as a Dawg
- 2024 CSC Academic All-District
- 2024 Third Team All-ASUN (3B)

SINGLE GAME CAREER HIGHS

At Bats	6	5x last at Auburn (4/26/25)
Hits	5	2x last at Bellarmine (4/14/2024)*
Runs Scored	4	2x last vs Samford (5/1/2024)*
Runs Batted In	6	2x last vs Samford (5/1/2024)*
Doubles	2	3x last at Auburn (4/26/25)
Triples	--	--
Home Runs	2	2x last vs Florida (4/20/25)
Walks	3	at Bellarmine (4/13/2024)*
Stolen Bases	1	5x last vs Arizona (3/1/25)

*Career highs from North Alabama

MISCELLANEOUS STATS

	2025	CAREER
2 Hit Game	11	38
3 Hit Game	4	13
4+ Hit Game	--	1
2 RBI Game	2	8
3 RBI Game	--	6
4+ RBI Game	--	5

FREI'S GAME-BY-GAME HITTING STATS

DATE	OPP	POS	AB	R	H	RBI	2B	3B	HR	BB	K	SB	CS	AVG
2/14	Manhattan	3B/1B	1	0	0	0	0	0	0	0	0	0	0	.500
2/14	Manhattan	PH	1	1	1	0	0	0	0	0	0	1	0	1.000
2/22	Missouri St.	PH	0	1	0	0	0	0	0	0	0	0	0	.500
2/23	Missouri St.*	2B	4	1	2	1	0	0	1	0	0	0	0	.500
2/25	Troy*	2B	4	2	3	0	1	0	0	0	0	0	0	.600
2/28	vs. Rice*	1B	5	2	3	2	1	0	0	0	0	0	0	.600
3/1	vs. Arizona*	2B/1B	5	0	1	1	0	0	0	0	1	1	0	.500
3/2	vs. Oklahoma St.*	2B	2	0	0	0	0	0	0	0	0	0	0	.455
3/5	Southern Miss	PH	1	1	1	0	0	0	0	0	0	0	0	.478
3/8	Queens	PH	1	0	0	0	0	0	0	0	0	0	0	.458
3/9	Queens	PH	1	0	1	1	0	0	0	0	0	0	0	.480
3/11	vs. Old Dominion	PH	0	0	0	0	0	0	0	1	0	0	0	.500
3/12	vs. Nicholls	PH	1	0	0	0	0	0	0	0	1	0	0	.476
3/14	Texas	PH	0	1	0	0	0	0	0	1	0	0	0	.476
3/16	Texas	PH	1	0	0	0	0	0	0	0	0	0	0	.455
3/18	Jackson St.	1B	2	0	1	1	1	0	0	0	0	0	0	.458
3/22	at Oklahoma	PH	1	0	0	0	0	0	0	0	0	0	0	.407
3/23	at Oklahoma	PH	1	0	0	0	0	0	0	0	0	0	0	.393
3/25	Samford	PR/1B	0	0	0	0	0	0	0	0	0	0	0	.393
3/27	at LSU	PH	1	0	0	0	0	0	0	0	1	0	0	.379
3/28	at LSU	PH	1	0	0	0	0	0	0	0	0	0	0	.367
3/29	at LSU	PH	0	0	0	1	0	0	0	0	0	0	0	.367
4/1	at Memphis*	LF	3	1	1	0	1	0	0	1	0	0	0	.389
4/4	South Carolina*	LF	4	0	0	0	0	0	0	1	0	0	0	.350
4/5	South Carolina*	LF	3	0	0	0	0	0	0	0	1	0	0	.326
4/8	at UAB*	LF	3	2	2	1	1	0	0	0	1	0	0	.348
4/11	at Alabama*	LF	4	1	2	0	1	0	0	1	0	0	1	.400
4/12	at Alabama*	LF	4	1	2	1	1	0	1	0	0	0	0	.409
4/13	at Alabama*	LF	4	1	1	0	0	0	0	0	1	0	0	.396
4/15	Southern*	3B	3	3	2	0	1	0	0	0	0	0	0	.412
4/18	Florida*	LF	4	1	2	1	0	0	1	0	1	0	0	.418
4/19	Florida*	LF	5	1	1	0	0	0	0	0	2	0	0	.400
4/20	Florida*	LF	5	2	3	2	0	0	2	0	2	0	0	.415
4/22	vs. Ole Miss*	LF	5	0	2	1	0	0	0	0	2	0	0	.414
4/25	at Auburn*	LF	5	0	1	0	0	0	0	0	0	0	0	.376
4/26	at Auburn*	LF	6	1	3	0	2	0	0	0	0	0	0	.385
4/27	at Auburn*	LF	3	0	0	1	0	0	0	2	0	0	0	.372
4/29	Memphis*	LF	3	2	1	0	0	0	0	0	1	0	0	.371
5/3	Kentucky*	LF	4	1	2	0	0	0	0	0	1	0	0	.376
5/3	Kentucky*	LF	5	1	2	1	0	0	1	0	1	0	0	.377
5/4	Kentucky*	LF	4	0	0	0	0	0	0	0	0	0	0	.364
5/9	Ole Miss*	LF	5	1	2	1	0	0	1	0	1	0	0	.365
5/9	Ole Miss*	LF	4	0	0	0	0	0	0	0	0	0	0	.353
5/10	Ole Miss*	LF	5	1	2	0	0	0	0	0	0	0	0	.355
5/15	at Missouri*	LF	1	1	1	0	1	0	0	0	0	0	0	.360
5/21	vs. Texas A&M*	LF	4	0	1	0	0	0	0	0	0	0	0	.357
TOTALS			129	30	46	16	11	0	7	7	17	2	1	.357

CAREER HITTING STATS

YEAR	AVG	GP-GS	AB	R	H	2B	3B	HR	RBI	TB	SLG%	BB	HP	SO	GDP	OB%	SF	SH
2023*	.293	51-51	193	32	58	13	0	7	31	92	.465	22	4	40	3	.373	1	2
2024*	.320	54-54	206	51	66	12	0	15	49	123	.597	25	11	26	7	.420	1	0
2025	.352	45-28	125	29	44	10	0	7	16	78	.600	6	7	17	4	.410	1	0
TOTAL	.322	150-133	524	112	168	35	0	29	96	293	.554	53	22	83	11	.401	3	2

*Statistics from North Alabama

HITTER PROFILES

38 BRYCE CHANCE

OF | R/R | SR. | 5-10 | 180
RIDGELAND, MISS. / MADISON-RIDGELAND ACADEMY

QUICK HITS

- Has 21 multihit games on the season
- Hardest player to strike out in the SEC in 2024

SINGLE GAME CAREER HIGHS

At Bats	6	2x last at Missouri (5/15/25)
Hits	3	8x last at Missouri (5/15/25)
Runs Scored	4	vs Southern Miss (3/5/25)
Runs Batted In	4	2x last vs LSU (3/16/24)
Doubles	2	vs South Carolina (4/6/25)
Triples	1	2x last vs Ole Miss (5/9/25)
Home Runs	1	12x last at Missouri (5/16/25)
Walks	3	vs. Austin Peay (2/21/24)
Stolen Bases	2	3x last vs Nicholls (3/12/25)

MISCELLANEOUS STATS

	2025	CAREER
2 Hit Game	16	36
3 Hit Game	4	8
4+ Hit Game	--	--
2 RBI Game	8	17
3 RBI Game	4	8
4+ RBI Game	--	2

CHANCE'S GAME-BY-GAME HITTING STATS

DATE	OPP	POS	AB	R	H	RBI	2B	3B	HR	BB	K	SB	CS	AVG
2/14	Manhattan*	CF	3	1	2	1	1	0	0	0	0	1	0	.667
2/14	Manhattan*	CF	4	3	3	1	1	0	0	0	1	0	0	.714
2/16	Manhattan*	CF/LF	2	0	0	0	0	0	0	0	0	0	0	.556
2/18	at Southern Miss*	CF	3	0	0	0	0	0	0	0	1	0	0	.417
2/21	Missouri St.*	CF/LF	2	0	0	0	0	0	0	2	0	0	0	.357
2/22	Missouri St.*	LF/CF	4	1	2	1	1	0	0	1	0	1	0	.389
2/23	Missouri St.*	CF/LF	4	0	1	0	0	0	0	0	1	0	0	.364
2/25	Troy*	CF	5	0	2	0	0	0	0	0	1	1	0	.370
2/28	vs. Rice*	CF	4	1	1	0	1	0	0	0	1	0	0	.355
3/1	vs. Arizona*	CF	5	1	1	0	1	0	0	0	2	0	0	.333
3/2	vs. Oklahoma St.*	CF	5	2	2	1	0	0	1	0	0	0	0	.318
3/5	Southern Miss*	CF/LF	4	4	2	1	0	0	1	1	0	0	0	.333
3/7	Queens*	CF/LF	5	0	0	0	0	0	0	0	1	0	0	.302
3/8	Queens*	CF	4	1	1	2	0	0	1	0	0	0	0	.298
3/9	Queens*	CF	4	0	2	2	0	0	0	0	0	1	1	.311
3/11	vs. Old Dominion*	CF	3	2	0	0	0	0	0	1	0	0	0	.308
3/12	vs. Nicholls*	LF	1	0	1	0	0	0	0	2	0	2	0	.325
3/14	Texas*	CF	4	1	0	0	0	0	0	1	2	0	0	.295
3/16	Texas*	CF	3	1	1	0	0	0	0	1	0	0	0	.280
3/16	Texas*	CF	3	0	0	0	0	0	0	0	2	0	0	.277
3/18	Jackson St.*	CF	1	2	1	0	0	0	0	1	0	0	0	.294
3/21	at Oklahoma*	CF	4	0	2	1	0	0	0	0	1	0	0	.317
3/22	at Oklahoma*	CF	5	0	2	1	0	0	0	0	0	0	0	.323
3/23	at Oklahoma*	CF	4	0	0	0	0	0	0	0	1	0	0	.304
3/25	Samford	CF/LF	3	1	0	0	0	0	0	2	1	0	0	.292
3/27	at LSU*	CF	5	1	1	0	0	0	0	0	1	0	0	.286
3/28	at LSU*	CF/LF	5	0	1	0	0	0	0	0	3	0	0	.280
3/29	at LSU*	CF	4	0	0	1	0	0	0	0	1	0	0	.267
4/1	at Memphis	CF	1	0	0	0	0	0	0	0	1	0	0	.269
4/4	South Carolina*	CF	4	0	2	1	1	0	0	0	0	0	0	.278
4/5	South Carolina*	CF	3	1	1	0	0	0	0	0	0	0	0	.279
4/6	South Carolina*	CF	4	1	2	1	2	0	0	0	1	0	0	.287
4/8	at UAB*	CF/LF	4	1	1	0	0	0	0	0	1	0	0	.286
4/11	at Alabama*	CF	4	1	1	3	1	0	0	0	1	0	0	.269
4/12	at Alabama*	CF	3	0	0	0	0	0	0	0	1	0	0	.261
4/13	at Alabama	CF/LF	1	0	0	0	0	0	0	0	0	0	0	.259
4/15	Southern*	LF	1	3	1	0	0	0	0	2	0	1	0	.265
4/18	Florida*	CF	4	1	1	0	0	0	0	0	2	0	0	.265
4/20	Florida*	CF/LF	3	2	3	0	0	0	0	1	0	0	0	.275
4/22	vs. Ole Miss*	CF/LF	3	1	1	2	0	0	0	2	0	0	0	.276
4/25	at Auburn*	CF	4	1	1	0	0	0	0	0	1	0	0	.289
4/26	at Auburn*	CF/LF	4	1	3	2	1	0	0	1	1	0	0	.301
4/27	at Auburn*	CF	4	1	2	3	0	0	0	1	2	2	0	.307
4/29	Memphis*	CF	2	2	2	2	0	0	0	1	0	0	0	.316
5/3	Kentucky*	CF	4	2	3	2	0	0	0	0	0	0	0	.327
5/3	Kentucky*	CF	5	1	1	0	1	0	0	0	0	0	0	.323
5/4	Kentucky*	CF/LF	2	1	1	1	0	0	0	1	1	0	0	.325
5/9	Ole Miss*	CF	4	0	1	1	0	1	0	0	1	0	0	.323
5/9	Ole Miss*	CF/LF	4	0	2	2	0	0	0	0	1	1	0	.327
5/10	Ole Miss*	CF/LF	3	1	2	0	1	0	0	1	0	0	0	.333
5/15	at Missouri*	CF/LF	6	0	3	2	0	0	0	0	3	0	0	.339
5/16	at Missouri*	CF/LF	4	2	2	3	0	0	1	0	2	0	0	.342
5/21	vs. Texas A&M*	CF	4	0	1	0	0	0	0	0	0	0	0	.339
TOTALS			192	47	65	41	13	1	4	22	37	10	1	.339

CAREER HITTING STATS

YEAR	AVG	GP-GS	AB	R	H	2B	3B	HR	RBI	TB	SLG%	BB	HP	SO	GDP	OB%	SF	SH
2023	.330	36-27	100	24	33	4	0	2	22	43	.430	20	2	15	3	.444	2	1
2024	.286	61-57	217	36	62	11	1	6	36	93	.429	26	6	18	5	.370	5	0
2025	.339	54-52	192	47	65	13	1	4	41	92	.479	22	3	37	3	.407	4	4
TOTAL	.314	151-136	509	107	160	28	2	12	99	238	.448	68	11	70	11	.399	11	5



HITTER PROFILES

43 STEVEN SPALITTA

INF/C | L/R | SO. | 6-0 | 185
MANDEVILLE, LA. / FONTAIN BLEU HS

QUICK HITS

- Hit first career home run against Southern (4/15)
- Hit first career triple at Missouri (5/15)

SINGLE GAME CAREER HIGHS

At Bats	3	3x last vs Southern (4/15/25)
Hits	2	vs Southern (4/15/25)
Runs Scored	1	2x last vs Southern (4/15/25)
Runs Batted In	3	vs Southern (4/15/25)
Doubles	--	--
Triples	1	at Missouri (5/15/25)
Home Runs	1	vs Southern (4/15/25)
Walks	1	2x last vs Jackson St. (3/18/25)
Stolen Bases	--	--

MISCELLANEOUS STATS

	2025	CAREER
2 Hit Game	1	1
3 Hit Game	--	--
4+ Hit Game	--	--
2 RBI Game	1	1
3 RBI Game	1	1
4+ RBI Game	--	--

SPALLITA'S GAME-BY-GAME HITTING STATS

DATE	OPP	POS	AB	R	H	RBI	2B	3B	HR	BB	K	SB	CS	AVG
2/14	Manhattan	PH/DH	2	0	1	0	0	0	0	0	1	0	0	.500
3/8	Queens	PH/DH	2	1	1	0	0	0	0	0	0	0	0	.400
3/18	Jackson St.	PH/C	1	0	0	1	0	0	0	1	1	0	0	.333
3/23	at Oklahoma	C	0	0	0	0	0	0	0	0	0	0	0	.333
4/12	at Alabama	PH	1	0	0	0	0	0	0	0	0	0	0	.333
4/14	Southern	PH/DH	3	1	2	3	0	0	1	0	1	0	0	.444
4/18	Florida	RF	1	0	1	0	0	0	0	0	0	0	0	.500
4/29	Memphis	PR/DH	1	1	0	0	0	0	0	0	0	0	0	.455
5/3	Kentucky	PH	1	0	0	0	0	0	0	0	0	0	0	.417
5/15	at Missouri	PH	1	1	1	2	0	1	0	0	0	0	0	.462
5/21	vs. Texas A&M	PH	1	0	0	0	0	0	0	0	0	0	0	.429
TOTALS			14	4	6	6	0	1	1	1	3	0	0	.429

CAREER HITTING STATS

YEAR	AVG	GP-GS	AB	R	H	2B	3B	HR	RBI	TB	SLG%	BB	HP	SO	GDP	OB%	SF	SH
2024	.100	8-3	10	0	1	0	0	0	0	1	.100	1	1	3	0	.250	0	0
2025	.429	11-0	14	4	6	0	1	1	6	11	.786	1	0	3	0	.467	0	0
TOTAL	.292	19-3	24	4	7	0	1	1	6	12	.500	2	1	6	0	.370	0	0

HITTER PROFILES

44 HUNTER HINES

INF/OF | L/R | SR. | 6-3 | 209
MADISON, MISS. / MADISON CENTRAL HS

QUICK HITS

- Tied for sixth in program history with 22 home runs in a single season in 2023
- First in program history with 69 career home runs
- Currently ranks third in program history with 216 career RBIs
- Had a double in all three games of the South Carolina series
- Had a home run in all three games of the Missouri series

SINGLE GAME CAREER HIGHS

At Bats	6	5x last at Missouri (5/15/25)
Hits	4	vs. South Carolina (3/31/23)
Runs Scored	4	2x last at Missouri (5/15/25)
Runs Batted In	5	2x last at Vanderbilt (4/27/24)
Doubles	2	vs. Lipscomb (3/10/23)
Triples	1	vs. Northern Kentucky (2/25/22)
Home Runs	2	7x last at Missouri (5/15/25)
Walks	3	vs. Memphis (3/29/22)
Stolen Bases	1	vs. Evansville (3/8/24)

MISCELLANEOUS STATS

	2025	CAREER
2 Hit Game	10	41
3 Hit Game	3	21
4+ Hit Game	--	1
2 RBI Game	8	24
3 RBI Game	3	16
4+ RBI Game	3	14

HINES' GAME-BY-GAME HITTING STATS

DATE	OPP	POS	AB	R	H	RBI	2B	3B	HR	BB	K	SB	CS	AVG
2/14	Manhattan*	1B	4	3	2	4	0	0	1	0	0	0	0	.500
2/14	Manhattan*	1B	3	1	1	0	1	0	0	1	1	0	0	.429
2/16	Manhattan*	1B	4	1	2	1	0	0	0	0	1	0	0	.455
2/18	at Southern Miss*	1B	4	0	1	0	0	0	0	0	1	0	0	.400
2/21	Missouri St.*	1B	3	0	0	0	0	0	0	1	1	0	0	.333
2/22	Missouri St.*	1B	4	1	0	0	0	0	0	1	2	0	0	.273
2/23	Missouri St.*	1B	4	1	1	1	0	0	1	0	3	0	0	.269
2/25	Troy*	1B	5	0	0	0	0	0	0	0	4	0	0	.226
3/2	vs. Oklahoma St.*	1B	4	0	0	0	0	0	0	0	0	0	0	.211
3/5	Southern Miss*	1B	5	0	2	0	0	0	0	0	1	0	0	.256
3/7	Queens*	1B	4	3	3	3	1	0	1	1	0	0	0	.298
3/8	Queens*	1B	5	0	1	0	1	0	0	0	0	0	0	.288
3/9	Queens*	1B	5	0	1	0	0	0	0	0	0	0	0	.281
3/11	vs. Old Dominion*	1B	3	1	1	1	1	0	0	1	0	0	0	.235
3/12	vs. Nicholls*	1B	4	0	0	0	0	0	0	0	0	0	0	.211
3/14	Texas*	1B	4	1	1	0	0	0	0	0	0	0	0	.214
3/16	Texas*	1B	3	0	1	0	0	0	0	0	1	1	0	.208
3/16	Texas*	1B	3	0	0	0	0	0	0	0	0	0	0	.200
3/18	Jackson St.*	1B	3	1	1	0	0	0	0	0	0	0	0	.216
3/21	at Oklahoma*	1B	4	0	1	0	0	0	0	0	2	0	0	.203
3/22	at Oklahoma*	1B	5	2	3	2	1	0	1	0	2	0	0	.234
3/23	at Oklahoma*	1B	4	0	2	1	0	0	0	0	1	0	0	.250
3/25	Samford*	1B	3	1	1	2	1	0	0	1	1	0	0	.254
3/27	at LSU*	1B	3	2	2	1	0	0	1	1	1	0	0	.270
3/28	at LSU*	1B	2	0	1	0	0	0	0	2	1	0	0	.276
3/29	at LSU*	1B	3	2	1	1	0	0	1	2	1	0	0	.278
4/1	at Memphis*	1B	2	1	1	1	0	0	1	1	0	0	0	.307
4/4	South Carolina*	1B	3	1	1	2	1	0	0	1	0	0	0	.308
4/5	South Carolina*	1B	3	2	1	0	1	0	0	1	1	0	0	.308
4/6	South Carolina*	1B	4	1	1	0	1	0	0	0	2	0	0	.306
4/8	at UAB*	1B	4	0	0	1	0	0	0	0	2	0	0	.296
4/11	at Alabama*	1B	4	1	2	2	0	0	1	1	1	0	0	.314
4/12	at Alabama*	1B	3	0	1	0	0	0	0	0	1	0	0	.315
4/13	at Alabama*	1B	3	0	0	0	0	0	0	0	1	0	0	.306
4/15	Southern*	1B	3	1	1	4	1	0	0	0	1	0	0	.307
4/18	Florida*	1B	3	0	0	0	0	0	0	0	2	0	0	.299
4/19	Florida*	1B	5	0	0	0	0	0	0	0	3	0	0	.287
4/20	Florida*	1B	4	2	1	0	0	0	0	1	1	0	0	.286
4/22	vs. Ole Miss*	1B	5	0	0	0	0	0	0	0	4	0	0	.275
4/25	at Auburn*	1B	4	0	0	0	0	0	0	0	1	0	0	.262
4/26	at Auburn*	1B	4	1	1	3	0	0	1	1	1	0	0	.261
4/27	at Auburn*	1B	4	2	2	1	1	0	1	1	0	0	0	.268
4/29	Memphis*	1B	2	3	2	2	1	0	0	3	0	0	0	.277
5/3	Kentucky*	1B	3	1	1	0	0	0	0	2	2	0	0	.278
5/3	Kentucky*	1B	3	1	2	2	0	0	1	2	0	0	0	.285
5/4	Kentucky*	1B	3	1	0	0	0	0	0	1	1	0	0	.280
5/9	Ole Miss*	1B	2	1	0	0	0	0	0	1	1	0	0	.276
5/9	Ole Miss*	1B	4	1	2	1	1	0	0	0	0	0	0	.282
5/10	Ole Miss*	1B	5	0	0	0	0	0	0	0	3	0	0	.274
5/15	at Missouri*	1B	6	4	3	3	1	0	2	1	1	0	0	.281
5/16	at Missouri*	1B	5	2	1	4	0	0	1	0	2	0	0	.279
5/17	at Missouri*	1B	3	1	1	2	0	0	1	1	2	0	0	.280
5/21	vs. Texas A&M*	1B	4	0	0	0	0	0	0	0	1	0	0	.274
TOTALS			197	47	54	47	14	0	15	31	57	0	0	.274

CAREER HITTING STATS

YEAR	AVG	GP-GS	AB	R	H	2B	3B	HR	RBI	TB	SLG%	BB	HP	SO	GDP	OB%	SF	SH
2022	.300	56-56	210	51	63	13	1	16	52	126	.600	29	4	58	4	.393	1	0
2023	.297	52-52	202	44	60	12	0	22	61	138	.683	23	4	64	3	.375	3	0
2024	.257	63-63	249	41	64	9	0	16	56	121	.486	33	2	74	4	.346	2	0
2025	.274	53-53	197	47	54	14	0	15	47	113	.574	31	3	57	4	.378	2	0
TOTAL	.281	224-224	858	183	241	48	1	69	216	498	.580	116	13	253	15	.372	8	0



HITTER PROFILES

49 GATLIN SANDERS

INF/OF | L/R | JR. | 5-11 | 175
MADISON, MISS. / JONES CC

QUICK HITS

- Earned his first Bulldog Start against Southern Miss
- In the month of March he has held a .404 batting average with 13 hits
- 21 of his 67 hits went for extra-bases; 20 doubles and a triple
- Led the team with 21 stolen bases last season

SINGLE GAME CAREER HIGHS

At Bats	5	3x last at Auburn (4/26/25)
Hits	2	11x last at Missouri (5/16/25)
Runs Scored	2	3x last at Missouri (5/15/25)
Runs Batted In	2	5x last vs Ole Miss (5/10/25)
Doubles	1	4x last vs Florida (4/20/25)
Triples	--	--
Home Runs	--	--
Walks	2	2x last vs Kentucky (5/4/25)
Stolen Bases	2	vs Queens (3/8/25)

MISCELLANEOUS STATS

	2025	CAREER
2 Hit Game	11	11
3 Hit Game	--	--
4+ Hit Game	--	--
2 RBI Game	6	6
3 RBI Game	--	--
4+ RBI Game	--	--

SANDERS' GAME-BY-GAME HITTING STATS

DATE	OPP	POS	AB	R	H	RBI	2B	3B	HR	BB	K	SB	CS	AVG
2/14	Manhattan	PH/ZB	1	0	1	0	0	0	0	0	0	0	0	1.000
2/21	Missouri St.	PR	0	0	0	0	0	0	0	0	0	0	0	1.000
3/5	Southern Miss*	2B	3	2	1	1	0	0	0	1	1	0	0	.429
3/7	Queens*	2B	3	1	1	1	0	0	0	0	0	0	0	.400
3/8	Queens*	2B	3	1	2	1	0	0	0	0	0	2	0	.462
3/9	Queens*	2B	3	1	1	0	0	0	0	1	0	0	0	.438
3/11	vs. Old Dominion*	2B	3	1	1	0	1	0	0	0	0	0	0	.500
3/12	vs. Nicholls*	2B	1	1	0	0	0	0	0	2	0	0	0	.400
3/14	Texas*	2B	4	1	2	0	0	0	0	0	2	0	0	.444
3/16	Texas*	2B	2	0	0	0	0	0	0	0	1	0	0	.333
3/16	Texas*	2B	1	0	0	0	0	0	0	0	0	0	0	.400
3/18	Jackson St.*	2B	3	2	1	2	0	0	0	0	0	0	0	.333
3/22	at Oklahoma	2B	1	0	0	0	0	0	0	0	1	0	0	.313
3/23	at Oklahoma*	2B	3	0	2	0	0	0	0	1	0	0	0	.368
3/25	Samford*	2B	2	1	2	1	1	0	0	0	0	0	0	.429
3/27	at LSU	2B	2	0	0	0	0	0	0	0	1	0	0	.391
3/28	at LSU*	2B	5	0	1	0	0	0	0	0	1	0	0	.357
3/29	at LSU	2B	2	0	1	0	0	0	0	0	1	0	0	.367
4/1	at Memphis*	2B	3	0	0	0	0	0	0	1	1	0	0	.356
4/4	South Carolina*	2B	1	0	1	0	0	0	0	0	0	0	0	.370
4/5	South Carolina*	2B	1	1	0	1	0	0	0	1	0	0	0	.362
4/6	South Carolina*	2B	4	1	2	1	1	0	0	0	1	0	0	.373
4/8	at UAB*	2B	3	0	1	2	0	0	0	0	1	0	0	.370
4/11	at Alabama*	2B	4	1	1	0	0	0	0	1	2	0	0	.347
4/12	at Alabama*	2B	4	0	1	0	0	0	0	0	1	0	0	.340
4/13	at Alabama*	2B	4	0	1	0	0	0	0	0	2	0	0	.333
4/15	Southern*	2B	2	1	2	2	0	0	0	0	0	0	0	.356
4/18	Florida*	2B	3	0	0	0	0	0	0	0	2	0	0	.339
4/19	Florida*	2B	4	1	2	0	0	0	0	0	1	0	0	.348
4/20	Florida*	2B	4	1	1	2	1	0	0	0	2	0	0	.343
4/22	vs. Ole Miss*	2B	5	1	1	0	0	0	0	0	2	0	0	.333
4/25	at Auburn*	2B	3	1	1	0	0	0	0	0	1	0	0	.345
4/26	at Auburn*	2B	5	1	0	0	0	0	0	0	1	0	0	.326
5/3	Kentucky*	2B	4	1	2	2	0	0	0	0	1	0	0	.333
5/3	Kentucky*	2B	4	0	0	0	0	0	0	0	0	0	0	.320
5/4	Kentucky*	2B	2	1	1	0	0	0	0	2	1	0	0	.324
5/9	Ole Miss*	2B	4	0	0	0	0	0	0	0	1	0	0	.311
5/9	Ole Miss*	2B	3	0	0	0	0	0	0	0	2	0	0	.303
5/10	Ole Miss*	2B	3	1	2	2	0	0	0	0	0	0	0	.313
5/15	at Missouri*	2B	4	2	2	1	0	0	0	0	0	0	0	.319
5/16	at Missouri*	2B	4	1	2	0	0	0	0	0	1	0	0	.325
5/21	vs. Texas A&M*	2B	3	0	0	0	0	0	0	0	1	0	0	.317
TOTALS			126	26	40	20	4	0	0	11	33	2	0	.317

CAREER HITTING STATS

YEAR	AVG	GP-GS	AB	R	H	2B	3B	HR	RBI	TB	SLG%	BB	HP	SO	GDP	OB%	SF	SH
2025	.320	42-37	122	25	39	4	0	0	20	44	.352	10	9	31	4	.406	2	1
TOTAL	.320	42-37	122	25	39	4	0	0	20	44	.352	10	9	31	4	.406	2	1



HITTER PROFILES

INF | L/R | FR. | 5-9 | 170
KNOXVILLE, TENN. / FARRAGUT HS

52 LUKAS BUCKNER

QUICK HITS

- Has two multihit games on the season
- Earned first start against Memphis (4/29)
- Earned three state championships (2022, 2023, 2024) for Farragut High School
- Ranked as the fourth-best shortstop in Tenn. and 17th ranked player overall by Perfect Game

SINGLE GAME CAREER HIGHS

At Bats	4	3x last vs Memphis (4/29/25)
Hits	2	2x last vs Missouri St. (2/21/25)
Runs Scored	1	3x last vs Memphis (4/29/25)
Runs Batted In	1	2x last vs Southern (4/15/25)
Doubles	--	--
Triples	--	--
Home Runs	--	--
Walks	1	3x last vs Queens (3/9/25)
Stolen Bases	--	--

MISCELLANEOUS STATS

	2025	CAREER
2 Hit Game	2	2
3 Hit Game	--	--
4+ Hit Game	--	--
2 RBI Game	--	--
3 RBI Game	--	--
4+ RBI Game	--	--

BUCKNER'S GAME-BY-GAME HITTING STATS

DATE	OPP	POS	AB	R	H	RBI	2B	3B	HR	BB	K	SB	CS	AVG
2/14	Manhattan	PH/SS	2	0	0	0	0	0	0	0	1	0	0	.000
2/18	at Southern Miss	PH/2B	2	0	2	0	0	0	0	0	0	0	0	.500
2/21	Missouri St.*	2B/SS	4	0	2	0	0	0	0	0	2	0	0	.500
2/22	Missouri St.*	2B	4	0	1	1	0	0	0	1	1	0	0	.417
2/23	Missouri St.	2B	1	0	0	0	0	0	0	0	0	0	0	.385
2/25	Troy	2B	1	0	0	0	0	0	0	0	0	0	0	.357
3/5	Southern Miss	2B	0	0	0	0	0	0	0	0	0	0	0	.357
3/7	Queens	SS	1	0	0	0	0	0	0	0	0	0	0	.333
3/8	Queens	SS	0	1	0	0	0	0	0	1	0	0	0	.333
3/9	Queens	SS	0	1	0	0	0	0	0	1	0	0	0	.333
3/14	Texas	PR	0	0	0	0	0	0	0	0	0	0	0	.357
3/18	Jackson St.	PR/SS	1	0	0	0	0	0	0	0	1	0	0	.333
3/23	at Oklahoma	SS	0	0	0	0	0	0	0	0	0	0	0	.333
3/29	at LSU	2B	1	0	0	0	0	0	0	0	0	0	0	.313
4/4	South Carolina	2B	1	0	0	0	0	0	0	0	1	0	0	.278
4/15	Southern	PH/2B	2	0	1	1	0	0	0	0	0	0	0	.316
4/27	at Auburn	2B	2	0	1	0	0	0	0	0	0	0	0	.318
4/29	Memphis*	2B	4	1	1	0	0	0	0	0	1	0	0	.308
TOTALS			26	2	8	2	0	0	0	2	7	0	0	.308

CAREER HITTING STATS

YEAR	AVG	GP-GS	AB	R	H	2B	3B	HR	RBI	TB	SLG%	BB	HP	SO	GDP	OB%	SF	SH
2025	.308	18-3	26	2	8	0	0	0	2	8	.308	2	0	7	1	.357	0	0
TOTAL	.308	18-3	26	2	8	0	0	0	2	8	.308	2	0	7	1	.357	0	0



HITTER PROFILES

55 JOE POWELL

C | R/R | GR. | 5-10 | 185
MASON, OHIO / CINCINNATI

QUICK HITS

- Was training to be a firefighter before enrolling in the spring of 2024 at MSU
- Hit a career-high three home runs vs. North Alabama (5/14/24)
- Had a season-high four hit game vs. North Alabama (5/14/24)

SINGLE GAME CAREER HIGHS

At Bats	7	at Wichita State (4/15/22)*
Hits	4	vs. North Alabama (5/14/24)
Runs Scored	3	4x last at Missouri (5/15/25)
Runs Batted In	6	vs. North Alabama (5/14/24)
Doubles	2	3x last vs Kentucky (5/3/25)
Triples	1	5x last vs. South Florida (4/24/22)*
Home Runs	3	vs North Alabama (5/14/24)
Walks	2	11x last vs. Texas A&M (5/21/25)
Stolen Bases	1	6x last at East Carolina (5/1/22)*

*Career highs from Cincinnati

MISCELLANEOUS STATS

	2025	CAREER
2 Hit Game	3	23
3 Hit Game	1	3
4+ Hit Game	--	1
2 RBI Game	4	16
3 RBI Game	4	9
4+ RBI Game	--	1

POWELL'S GAME-BY-GAME HITTING STATS

DATE	OPP	POS	AB	R	H	RBI	2B	3B	HR	BB	K	SB	CS	AVG
2/14	Manhattan*	C	2	0	0	1	0	0	0	1	0	0	0	.000
2/22	Missouri St.*	C	1	0	0	0	0	0	0	0	1	0	0	.000
3/2	vs. Oklahoma St.	C	1	0	0	0	0	0	0	0	1	0	0	.000
3/8	Queens*	C	2	0	1	1	0	0	0	0	0	0	0	.143
3/11	vs. Old Dominion*	C	1	0	0	0	0	0	0	0	0	0	0	.000
3/18	Jackson St.*	C	3	1	1	3	0	0	1	0	0	0	0	.143
3/21	at Oklahoma	C	1	0	0	0	0	0	0	0	0	0	0	.111
3/22	at Oklahoma*	C	5	1	1	0	0	0	0	0	3	0	0	.143
3/23	at Oklahoma*	C	3	0	0	0	0	0	0	0	3	0	0	.118
3/25	Samford*	C	4	0	1	2	0	0	0	0	1	0	0	.143
3/27	at LSU*	C	3	1	1	2	0	0	1	0	2	0	0	.167
3/28	at LSU*	C	2	0	0	0	0	0	0	0	2	0	0	.154
4/5	South Carolina*	C	3	0	1	2	1	0	0	0	0	0	0	.194
4/6	South Carolina*	C	4	1	1	0	0	0	0	0	1	0	0	.200
4/11	at Alabama*	C	4	1	2	2	1	0	0	0	1	0	0	.219
4/12	at Alabama*	C	2	0	1	0	0	0	0	1	0	0	0	.235
4/13	at Alabama*	C	2	0	0	0	0	0	0	0	2	0	0	.222
4/18	Florida*	C	3	0	0	1	0	0	0	0	1	0	0	.205
4/20	Florida*	C	5	1	2	3	0	0	1	0	1	0	0	.227
4/25	at Auburn*	C	3	1	1	3	0	0	1	1	0	0	0	.241
4/26	at Auburn*	C	3	1	1	1	0	0	0	0	1	0	0	.246
4/27	at Auburn*	C	2	0	1	0	0	0	0	1	0	0	0	.254
5/3	Kentucky*	C	3	3	3	3	2	0	1	1	0	0	0	.290
5/3	Kentucky*	C	5	0	1	1	0	0	0	0	2	0	0	.284
5/4	Kentucky*	C	4	0	1	2	0	0	0	0	2	0	0	.282
5/9	Ole Miss*	C	2	0	0	0	0	0	0	2	1	0	0	.274
5/9	Ole Miss*	C	3	0	1	1	0	0	0	0	0	0	0	.276
5/10	Ole Miss*	C	4	2	1	1	1	0	0	0	0	0	0	.275
5/15	at Missouri*	C	6	3	2	1	0	0	1	1	2	0	0	.279
5/16	at Missouri*	C	3	1	1	3	0	0	1	1	2	0	0	.281
5/21	vs. Texas A&M*	C	2	0	0	0	0	0	0	2	2	0	0	.275
TOTALS			91	17	25	33	5	0	7	11	31	0	0	.275

CAREER HITTING STATS

YEAR	AVG	GP-GS	AB	R	H	2B	3B	HR	RBI	TB	SLG%	BB	HP	SO	GDP	OB%	SF	SH
2020*	.235	10-9	34	6	8	2	1	0	9	12	.353	2	1	8	1	.289	1	0
2021*	.215	37-32	107	25	23	4	0	5	15	42	.393	22	1	40	0	.351	1	1
2022*	.326	40-38	141	26	46	12	4	5	26	81	.574	22	2	39	3	.422	1	0
2024	.269	34-28	93	17	24	3	0	5	18	43	.462	11	1	20	3	.343	3	1
2025	.275	31-29	91	17	25	5	0	7	33	51	.560	11	3	31	0	.368	1	1
TOTAL	.264	152-136	466	91	127	26	5	22	101	229	.468	68	8	138	7	.355	7	3

*Statistics from Cincinnati



TWO-WAY PLAYER PROFILES

16

BRADEN BOOTH

INF/RHP | R/R | FR. | 6-2 | 200
MADISON, ALA. / BOB JONES HS

QUICK HITS

- Alabama Gatorade Player of the Year 2024
- 2024 Alabama High School Pitcher and Player of the Year
- 7A First Team All-State Infielder 2023

SINGLE GAME CAREER HIGHS

At Bats		
Hits	--	--
Runs Scored	--	--
Runs Batted In	--	--
Doubles	--	--
Triples	--	--
Home Runs	--	--
Walks	--	--
Stolen Bases	--	--

MISCELLANEOUS STATS

	2025	CAREER
2 Hit Game	--	--
3 Hit Game	--	--
4+ Hit Game	--	--
2 RBI Game	--	--
3 RBI Game	--	--
4+ RBI Game	--	--

SINGLE GAME CAREER HIGHS

Innings	--	--
Strikeouts	--	--
Walks (Low)	--	--

MISCELLANEOUS STATS

	2025	CAREER GAMES
5+ Strikeouts	--	--
10+ Strikeouts	--	--
2 or Fewer Hits Allowed	--	--
Longest Scoreless Innings Stretch	--	--
Wins in a Row*	--	--

*no decisions do not break a streak
**designates as current

BOOTH'S GAME-BY-GAME HITTING STATS

DATE	OPP	POS	AB	R	H	RBI	2B	3B	HR	BB	K	SB	CS	AVG
TOTALS			0	0	0	0	0	0	0	0	0	0	0	.000

CAREER HITTING STATS

YEAR	AVG	GP-GS	AB	R	H	2B	3B	HR	RBI	TB	SLG%	BB	HP	SO	GDP	OB%	SF	SH
2025																		
TOTAL	.000	0-0	0	0	0	0	0	0	0	0	.000	0	0	0	0	.000	0	0

BOOTH'S GAME-BY-GAME PITCHING STATS

DATE	OPP	GS	IP	H	R	ER	BB	SO	2B	3B	HR	WP	BK	HBP	W/L	SV	ERA
TOTALS			0.0	0	0	0	0	0	0	0	0	0	0	0	-/-	0	0.00

CAREER PITCHING STATS

YEAR	ERA	W-L	APP	GS	CG	SHO	SV	IP	H	R	ER	BB	SO	BF	B/AVG	WP	HBP
2025																	
TOTAL	0.00	0-0	0	0	0	0	0	0.0	0	0	0	0	0	0	.000	0	0



TWO-WAY PLAYER PROFILES

18 NOAH SULLIVAN

DH/RHP | R/R | SR. | 6-1 | 225
ORLANDO, FLA. / USC UPSTATE

QUICK HITS

- Hit his first MSU home run against Troy.
- Ranks first one the team in runs scored (50) and third with hits (57)

SINGLE GAME CAREER HIGHS

At Bats	6	4x last at Radford (3/22/24)*
Hits	4	4x last vs Southern Miss (3/5/25)
Runs Scored	3	12x last at Missouri (5/17/25)
Runs Batted In	6	2x last at Coastal Carolina (3/5/24)*
Doubles	2	3x last vs The Citadel (3/14/23)*
Triples	1	vs Ohio (2/18/22)*
Home Runs	2	5x last vs Charleston So. (4/20/24)*
Walks	3	2x last vs Memphis (4/29/25)
Stolen Bases	2	vs Saint Joseph's (2/25/24)*

*Career-highs from USC Upstate

MISCELLANEOUS STATS

	2025	CAREER
2 Hit Game	8	43
3 Hit Game	6	13
4+ Hit Game	1	4
2 RBI Game	7	28
3 RBI Game	3	10
4+ RBI Game	1	4

SINGLE GAME CAREER HIGHS

Innings	8.0	at The Citadel (4/12/24)*
Strikeouts	7	2x last vs Gardner-Webb (3/15/24)*
Walks (Low)	0	13x last vs Memphis (4/29/25)

*Career-highs from USC Upstate

MISCELLANEOUS STATS

	2025	CAREER GAMES
5+ Strikeouts	1	8
10+ Strikeouts	--	--
2 or Fewer Hits Allowed	5	18
Longest Scoreless Innings Stretch	3.0	7.0
Wins in a Row*	--	8

*no decisions do not break a streak

**designates as current

SULLIVAN'S GAME-BY-GAME HITTING STATS

DATE	OPP	POS	AB	R	H	RBI	2B	3B	HR	BB	K	SB	CS	AVG
2/14	Manhattan*	DH	1	3	1	3	1	0	0	2	0	0	0	1.000
2/14	Manhattan*	DH	2	3	1	0	0	0	0	0	0	0	0	.667
2/16	Manhattan*	DH	3	1	1	1	0	0	0	0	0	0	0	.500
2/18	at Southern Miss*	DH	4	0	0	0	0	0	0	0	2	0	0	.000
2/21	Missouri St.*	DH	4	0	1	2	1	0	0	0	2	0	0	.250
2/22	Missouri St.*	DH	4	2	3	1	1	0	0	1	1	0	0	.389
2/23	Missouri St.*	DH	4	0	1	0	0	0	0	1	0	0	0	.250
2/25	Troy*	DH	3	1	2	4	0	0	1	2	1	0	0	.400
2/28	vs. Rice*	DH	2	1	0	0	0	0	0	1	1	0	0	.370
3/1	vs. Arizona*	DH	4	0	0	0	0	0	0	0	1	0	0	.223
3/2	vs. Oklahoma St.*	DH	4	1	2	1	0	0	0	1	1	0	0	.333
3/5	Southern Miss*	DH	4	3	4	3	0	0	1	0	0	0	0	.395
3/7	Queens*	DH	3	1	2	2	0	0	1	2	0	0	0	.413
3/8	Queens*	DH	2	1	1	0	0	0	0	0	0	1	0	.417
3/9	Queens*	DH	3	0	1	1	1	0	0	1	1	0	0	.412
3/11	vs. Old Dominion*	DH	4	0	1	1	1	0	0	1	1	0	0	.314
3/12	vs. Nicholls*	DH	4	0	0	0	0	0	0	0	1	0	0	.282
3/14	Texas*	DH	5	2	3	1	1	0	1	0	0	0	0	.318
3/16	Texas*	DH	3	0	2	0	0	0	0	1	1	0	0	.327
3/16	Texas*	DH	2	0	0	0	0	0	0	0	0	0	0	.304
3/18	Jackson St.*	DH	1	2	1	1	0	0	0	1	0	0	0	.340
3/21	at Oklahoma*	DH	3	0	1	0	1	0	0	0	1	0	0	.351
3/22	at Oklahoma*	DH	5	1	3	1	1	0	0	0	0	0	0	.371
3/23	at Oklahoma*	DH	4	0	1	0	0	0	0	0	0	0	0	.364
3/25	Samford*	DH	3	1	0	0	0	0	0	0	0	0	0	.348
3/27	at LSU*	DH	3	0	0	0	0	0	0	1	0	0	0	.333
3/28	at LSU*	DH	3	0	0	0	0	0	0	2	2	0	0	.320
3/29	at LSU*	DH	4	0	1	0	0	0	0	1	2	0	0	.316
4/1	at Memphis*	DH	4	1	1	1	0	0	1	0	0	0	0	.358
4/4	South Carolina*	DH	3	1	0	0	0	0	0	1	0	0	0	.347
4/5	South Carolina*	DH	5	1	1	2	0	0	1	0	0	0	0	.340
4/6	South Carolina*	DH	4	2	3	1	0	0	1	0	0	0	0	.355
4/8	at UAB*	DH	4	2	2	3	1	0	1	0	1	0	0	.360
4/11	at Alabama*	DH	4	2	2	0	1	0	0	1	0	0	0	.364
4/12	at Alabama*	DH	4	0	1	0	1	0	0	0	1	0	0	.359
4/13	at Alabama*	DH	3	0	0	0	0	0	0	1	2	0	0	.349
4/15	Southern*	DH	0	1	0	0	0	0	0	2	0	0	0	.349
4/18	Florida*	DH	3	0	1	0	0	0	0	1	0	0	0	.349
4/19	Florida*	DH	5	3	3	2	0	0	1	0	1	0	0	.360
4/20	Florida*	DH	5	1	1	0	0	0	0	0	1	0	0	.353
4/22	vs. Ole Miss*	DH	4	1	0	0	0	0	0	1	3	0	0	.341
4/25	at Auburn*	DH	4	1	1	2	0	0	1	0	3	0	0	.343
4/26	at Auburn*	DH	2	3	1	1	0	0	1	2	0	0	0	.345
4/27	at Auburn*	DH	5	1	1	0	0	0	0	0	1	0	0	.340
4/29	Memphis*	DH	1	2	1	1	1	0	0	3	0	0	0	.344
5/3	Kentucky*	DH	4	2	1	2	1	0	0	1	2	0	0	.342
5/3	Kentucky*	DH	3	1	1	0	0	0	0	0	1	0	0	.342
5/4	Kentucky*	DH	4	0	1	0	0	0	0	0	0	0	0	.340
5/9	Ole Miss*	DH	4	0	1	1	0	0	0	0	2	0	0	.337
5/9	Ole Miss*	DH	3	2	1	0	0	0	0	1	2	0	0	.337
5/10	Ole Miss*	DH	5	0	0	0	0	0	0	0	1	0	0	.328
5/15	at Missouri*	DH	5	3	3	2	1	0	1	0	1	0	0	.335
5/16	at Missouri*	DH	3	2	1	1	1	0	0	0	0	0	0	.335
5/17	at Missouri*	DH	3	3	2	2	0	0	1	0	0	0	0	.341
5/21	vs. Texas A&M*	DH	3	0	2	0	0	0	0	0	0	0	0	.346
TOTALS			188	58	65	43	15	0	13	33	39	1	0	.346

CAREER HITTING STATS

YEAR	AVG	GP-GS	AB	R	H	2B	3B	HR	RBI	TB	SLG%	BB	HP	SO	GDP	OB%	SF	SH		
2022*	.303	58-57	221	43	67	9	1	3	42	87	.394	23	20	35	3	.410	4	0		
2023*	.311	18-17	61	12	19	3	0	2	15	28	.459	8	5	12	2	.421	2	0		
2024*	.324	57-55	204	52	66	8	0	17	56	125	.613	37	13	31	7	.453	2	0		
2025	.342	54-54	184	56	63	14	0	13	43	119	.630	32	16	39	5	.476	1	0		
TOTAL			.320	187-183	670	163	210	34	1	35	156	359	.524	100	54	117	17	.440	9	0

*Statistics from USC Upstate

*Statistics from USC Upstate

SULLIVAN'S GAME-BY-GAME PITCHING STATS

DATE	OPP	GS	IP	H	R	ER	BB	SO	2B	3B	HR	WP	BK	HBP	W/L	SV	ERA
3/12	vs. Nicholls	*	3.0	2	0	0	0	2	0	0	0	0	0	0	-/-	0	0.00
3/18	Jackson St.	*	3.0	1	0	0	0	4	1	0	0	0	0	0	-/-	0	0.00
3/25	Samford	*	2.0	2	0	0	1	1	0	0	0	0	0	0	-/-	0	0.00
4/1	at Memphis	*	2.0	2	0	0	0	1	0	0	0	0	0	0	-/-	0	0.00
4/8	at UAB	*	2.0	5	2	2	1	1	3	0	0	0	0	0	-/-	0	1.50
4/22	vs. Ole Miss	*	3.1	4	2	2	1	1	2	0	0	0	0	0	-/-	0	1.35
4/29	Memphis	*	3.0	1	0	0	0	5	0	0	0	0	0	0	-/-	0	1.96
TOTALS			18.1	17	4	4	3	15	6	0	0	0	0	0	-/-	0	1.96

CAREER PITCHING STATS

YEAR	ERA	W-L	API	GS	CG	SHO	SV	IP	H	R	ER	BB	SO	BF	B/AVG	WP	HBP
2022*	3.31	6-0	9	5	0	0	0	32.2	22	13	12	11	26	132	.188	4	2
2023*	0.00	1-0	6	0	0	0	1	12.1	4	0	0	7	16	48	.100	1	0
2024*	4.88	8-1	14	12	0	0	1	75.2	76	42	41	22	51	321	.262	3	3
2025	1.96	0-0	7	7	0	0	0	18.1	17	4	4	3	15	73	.246	0	0
TOTAL	2.54	15-1	36	24	0	0	2	137.6	119	59	57	43	108	574	.199	8	5

*Statistics from USC Upstate



TWO-WAY PLAYER PROFILES

35 BEN DAVIS

C/RHP | R/R | SO. | 6-3 | 215
BOONEVILLE, MISS. / ITAWAMBA CC

QUICK HITS

-Averaged 10.6 strikeouts per nine innings for the 2024 season at Itawamba CC

SINGLE GAME CAREER HIGHS

At Bats		
Hits	--	--
Runs Scored	--	--
Runs Batted In	--	--
Doubles	--	--
Triples	--	--
Home Runs	--	--
Walks	--	--
Stolen Bases	--	--

MISCELLANEOUS STATS

	2025	CAREER
2 Hit Game	--	--
3 Hit Game	--	--
4+ Hit Game	--	--
2 RBI Game	--	--
3 RBI Game	--	--
4+ RBI Game	--	---

SINGLE GAME CAREER HIGHS

Innings	6.0	vs Queens (3/8/25)
Strikeouts	6	2x last vs South Carolina (4/4/25)
Walks (Low)	0	7x last at Auburn (4/27/25)

MISCELLANEOUS STATS

	2025	CAREER GAMES
5+ Strikeouts	4	4
10+ Strikeouts	--	--
2 or Fewer Hits Allowed	14	14
Longest Scoreless Innings Stretch	5.0	1
Wins in a Row*	1	1

*no decisions do not break a streak

**designates as current

DAVIS' GAME-BY-GAME HITTING STATS

DATE	OPP	POS	AB	R	H	RBI	2B	3B	HR	BB	K	SB	CS	AVG
TOTALS			0	0	0	0	0	0	0	0	0	0	0	.000

CAREER HITTING STATS

YEAR	AVG	GP-GS	AB	R	H	2B	3B	HR	RBI	TB	SLG%	BB	HP	SO	GDP	OB%	SF	SH
2025																		
TOTAL	0.00	0-0	0	0	0	0	0	0	0.0	0	0	0	0	0	.000	0	0	

DAVIS' GAME-BY-GAME PITCHING STATS

DATE	OPP	GS	IP	H	R	ER	BB	SO	2B	3B	HR	WP	BK	HBP	W/L	SV	ERA
2/14	Manhattan		2.0	1	0	0	0	4	0	0	0	0	0	0	-/-	0	0.00
2/18	at Southern Miss		3.0	2	0	0	0	4	1	0	0	0	0	0	-/-	0	0.00
2/22	Missouri St.		1.0	1	1	1	1	2	1	0	0	1	0	0	-/-	0	1.50
2/25	Troy		2.1	1	1	1	0	5	0	0	1	0	0	0	-/1	0	2.16
3/2	vs. Oklahoma St.		2.1	2	1	1	1	3	0	0	0	0	0	0	-/-	0	4.05
3/8	Queens	*	6.0	1	1	1	2	4	0	0	0	0	0	0	1/-	0	4.01
3/16	Texas	*	2.2	3	3	3	4	2	2	0	0	0	0	1	-/-	0	4.09
3/22	at Oklahoma	*	1.0	5	7	2	1	1	1	0	0	0	0	0	-/-	0	5.02
3/25	Samford		1.0	0	0	0	0	2	0	0	0	0	0	0	-/-	0	4.70
3/29	at LSU		3.1	6	2	2	2	6	0	0	0	1	0	0	-/-	0	4.82
4/4	South Carolina		4.0	4	4	2	3	6	0	0	0	1	0	0	-/1	0	4.08
4/12	at Alabama		4.0	4	2	2	0	2	1	0	0	0	0	0	-/-	0	4.08
4/19	Florida		2.0	2	1	1	1	1	0	0	0	1	0	0	-/-	0	4.11
4/20	Florida		2.1	3	2	2	1	1	0	0	1	0	0	0	-/-	0	4.36
4/25	at Auburn		1.1	1	0	0	0	0	0	0	0	0	0	0	-/-	0	4.23
4/27	at Auburn		2.0	3	3	3	0	3	0	0	0	0	0	1	-/-	0	4.69
5/3	Kentucky		1.1	1	0	0	0	2	0	0	0	0	0	0	-/-	1	4.54
5/4	Kentucky		3.0	2	0	0	1	2	0	0	0	0	0	1	1/0	0	4.23
5/9	Ole Miss		1.0	1	1	1	1	1	0	0	0	0	0	0	-/-	0	4.34
5/10	Ole Miss		0.1	0	0	0	2	1	0	0	0	0	0	0	-/-	0	4.30
5/16	at Missouri		3.1	1	0	0	1	5	0	0	0	0	0	0	1/-	0	4.01
5/21	vs. Texas A&M		3.0	3	2	1	1	1	0	0	0	0	0	0	-/-	0	3.00
TOTALS			52.1	47	31	23	22	58	6	0	2	4	0	3	3/2	1	3.96

CAREER PITCHING STATS

YEAR	ERA	W-L	APP	GS	CG	SHO	SV	IP	H	R	ER	BB	SO	BF	B/AVG	WP	HBP
2025	3.96	3-2	22	3	0	0	1	52.1	47	31	23	22	58	231	.236	4	3
TOTAL	3.96	3-2	22	3	0	0	1	52.1	47	31	23	22	58	231	.236	4	3



TWO-WAY PLAYER PROFILES

36

NOLAN STEVENS

INF/OF/P | L/L | SO. | 6-4 | 211
ELK GROVE, CALIF. / FRANKLIN HS

QUICK HITS

- SportStars' NorCal Baseball Player of the Year (2023) out of high school
- Made his debut as a Dawg on Feb. 18 as a pinch hitter
- Earned SEC Freshman of the Week honors on 3/18/24
- Set a new career-high with a pair of home runs against Southern Miss (3/5)

SINGLE GAME CAREER HIGHS

At Bats	5	vs Queens (3/7/25)
Hits	3	2x last vs Southern Miss (3/5/25)
Runs Scored	2	4x last at LSU (3/29/25)
Runs Batted In	3	2x last vs Southern Miss (3/5/25)
Doubles	2	vs Queens (3/8/25)
Triples	--	--
Home Runs	2	vs Southern Miss (3/5/25)
Walks	2	2x last vs South Carolina (4/5/25)
Stolen Bases	1	2x last vs Missouri St. (2/23/25)

MISCELLANEOUS STATS

	2025	CAREER
2 Hit Game	4	5
3 Hit Game	2	2
4+ Hit Game	--	--
2 RBI Game	4	4
3 RBI Game	2	2
4+ RBI Game	--	--

STEVENS' GAME-BY-GAME HITTING STATS

DATE	OPP	POS	AB	R	H	RBI	2B	3B	HR	BB	K	SB	CS	AVG
2/14	Manhattan*	RF	1	1	1	1	0	0	0	1	0	1	0	1.000
2/14	Manhattan	PH/RF	1	0	1	2	1	0	0	0	0	0	0	1.000
2/16	Manhattan*	RF	4	1	1	2	0	0	1	0	1	0	0	.500
2/18	at Southern Miss*	RF	3	0	1	0	0	0	0	0	1	0	0	.444
2/21	Missouri St.*	RF	4	0	0	0	0	0	0	0	1	0	0	.308
2/22	Missouri St.	RF	1	0	0	0	0	0	0	0	0	0	0	.286
2/23	Missouri St.	RF	0	0	0	0	0	0	0	1	0	1	0	.286
2/28	vs. Rice*	RF	4	2	3	3	0	0	1	0	0	0	0	.389
3/1	vs. Arizona*	RF	4	0	1	0	0	0	0	0	2	0	0	.364
3/2	vs. Oklahoma St.*	RF	2	0	0	0	0	0	0	0	2	0	0	.346
3/5	Southern Miss*	RF	4	2	3	3	0	0	2	0	0	0	0	.400
3/7	Queens*	RF	5	1	1	0	0	0	0	0	1	0	0	.371
3/8	Queens*	RF	3	2	2	0	2	0	0	0	0	0	0	.395
3/9	Queens*	RF	4	1	1	0	0	0	0	0	1	0	0	.381
3/11	vs. Old Dominion*	RF	2	1	1	0	0	0	0	1	0	0	0	.375
3/14	Texas	PH/RF	1	0	0	0	0	0	0	0	0	0	0	.360
3/16	Texas*	RF	2	0	0	0	0	0	0	0	1	0	0	.333
3/18	Jackson St.*	RF	2	1	1	0	0	0	0	2	0	0	0	.345
3/21	at Oklahoma*	RF	4	0	1	0	0	0	0	0	1	0	0	.314
3/22	at Oklahoma	RF	1	0	0	0	0	0	0	0	0	0	0	.306
3/23	at Oklahoma*	RF	3	0	2	0	0	0	0	1	0	0	0	.333
3/25	Samford*	RF	4	0	1	0	0	0	0	0	0	0	0	.326
3/27	at LSU*	RF	3	1	1	1	1	0	0	1	1	0	0	.326
3/28	at LSU*	RF	4	0	1	0	0	0	0	0	3	0	0	.320
3/29	at LSU*	RF	4	2	2	2	1	0	0	1	0	0	0	.333
4/1	at Memphis*	RF	3	1	1	1	0	0	0	1	1	0	0	.356
4/5	South Carolina*	RF	2	1	2	1	0	0	0	2	0	0	1	.368
4/6	South Carolina*	RF	4	0	0	1	0	0	0	0	1	0	0	.350
4/8	at UAB*	RF	3	0	0	0	0	0	0	1	1	0	0	.337
4/11	at Alabama*	RF	3	0	0	0	0	0	0	0	2	0	0	.342
4/19	Florida*	CF	3	0	1	1	0	0	0	1	2	0	0	.342
5/15	at Missouri	PH/RF	2	1	1	1	0	0	0	0	1	0	0	.330
5/16	at Missouri*	RF	4	0	1	0	0	0	0	0	1	0	0	.326
5/17	at Missouri*	RF	4	1	1	2	1	0	0	0	1	0	0	.323
TOTALS			99	19	32	21	6	0	4	13	25	2	1	.323

CAREER HITTING STATS

YEAR	AVG	GP-GS	AB	R	H	2B	3B	HR	RBI	TB	SLG%	BB	HP	SO	GDP	OB%	SF	SH
2024	.269	29-6	26	2	7	1	0	1	2	11	.423	1	1	8	1	.321	0	0
2025	.323	36-28	99	19	32	6	0	4	21	50	.505	13	3	25	2	.417	0	0
TOTAL	.312	65-34	125	21	39	7	0	5	23	61	.488	14	4	33	3	.399	0	0

SINGLE GAME CAREER HIGHS

Innings	5.2	vs LSU (3/15/24)
Strikeouts	8	vs LSU (3/15/24)
Walks (Low)	0	8x last vs Alabama (5/5/24)

MISCELLANEOUS STATS

	2025	CAREER GAMES
5+ Strikeouts		1
10+ Strikeouts	--	--
2 or Fewer Hits Allowed	2	12
Longest Scoreless Innings Stretch		5.2**
Wins in a Row*		1**

*no decisions do not break a streak
**designates as current

STEVENS' GAME-BY-GAME PITCHING STATS

DATE	OPP	GS	IP	H	R	ER	BB	SO	2B	3B	HR	WP	BK	HBP	W/L	SV	ERA
3/12	vs. Nicholls	2.1	2	1	1	2	2	0	0	0	0	0	0	0	1/-	0	3.86
3/18	Jackson St.	0.0	0	1	1	1	0	0	0	0	0	0	0	0	-/-	0	7.71
TOTALS		2.1	2	2	2	3	2	0	0	0	0	0	0	0	1/-	0	7.71

CAREER PITCHING STATS

YEAR	ERA	W-L	APP	GS	CG	SHO	SV	IP	H	R	ER	BB	SO	BF	B/AVG	WP	HBP
2024	4.72	2-3	14	1	0	0	0	26.2	27	14	14	8	28	116	.260	3	4
2025	7.71	1-0	2	0	0	0	0	2.1	2	2	2	3	2	11	.250	0	0
TOTAL	4.97	3-3	16	1	0	0	0	29.0	29	16	16	11	30	127	.259	3	4

PITCHING STAFF PROFILES

8

CHARLIE FOSTER

LHP | R/L | FR. | 6-3 | 190
SNELLVILLE, GA. / BROOKWOOD HS

QUICK HITS

- Awarded First Team All-Region, All-State, and All-Country in 2024
- Made his first appearance with the Bulldogs
- Started his first game with Mississippi State on Feb. 18, 2025 against Southern Miss

SINGLE GAME CAREER HIGHS

Innings	2.2	Missouri State (2/23/25)
Strikeouts	3	2x last at Missouri (5/17/25)
Walks (Low)	0	3x last Texas A&M (5/21/25)

MISCELLANEOUS STATS

	2025	CAREER GAMES
5+ Strikeouts	--	--
10+ Strikeouts	--	--
2 or Fewer Hits Allowed	6	6
Longest Scoreless Innings Stretch	2.2	2.2
Wins in a Row*	--	--

*no decisions do not break a streak

**designates as current

FOSTER'S GAME-BY-GAME PITCHING STATS

DATE	OPP	GS	IP	H	R	ER	BB	SO	2B	3B	HR	WP	BK	HBP	W/L	SV	ERA
2/16	Manhattan		1.0	0	0	0	1	2	0	0	0	0	0	0	-/-	0	0.00
2/18	at Southern Miss *		2.0	1	3	1	2	3	0	0	1	0	0	1	-/1	0	3.00
2/23	Missouri State		2.2	0	0	0	2	2	0	0	0	0	0	0	-/-	0	0.00
3/16	Texas		1.1	1	1	1	0	1	1	0	0	0	0	0	-/-	0	6.75
5/17	at Missouri		1.0	1	0	0	0	3	0	0	0	0	0	0	-/-	0	0.00
5/21	Texas A&M		1.0	0	0	0	0	2	0	0	0	0	0	0	-/-	0	0.00
TOTALS			9.0	3	4	2	5	13	1	0	1	0	0	1	-/1	0	2.20

CAREER PITCHING STATS

YEAR	ERA	W-L	APP	GS	CG	SHO	SV	IP	H	R	ER	BB	SO	BF	B/AVG	WP	HBP
2025	2.00	0-1	6	1	0	0	0	9.0	3	4	2	5	13	36	.100	0	1
TOTAL	2.00	0-1	6	1	0	0	0	9.0	3	4	2	5	13	36	.100	0	1

9

PICO KOHN

LHP | L/L | JR. | 6-4 | 200
VERBENA, ALA. / CHILTON COUNTY HS

QUICK HITS

- Pitched a career-high seven innings at Virginia (6/2/24)
- Tallied a career-high 11 punchouts in both his starts this season.
- His 107 strikeouts are tied for the 19th most in the nation.
- He recorded his 100th career strikeout on March 7, 2025 against Queens.

SINGLE GAME CAREER HIGHS

Innings	7.0	at Virginia (6/2/24)
Strikeouts	11	3x last Florida (4/18/25)
Walks (Low)	0	17x last at LSU (3/28/25)

MISCELLANEOUS STATS

	2025	CAREER GAMES
5+ Strikeout Games	11	11
10+ Strikeout Games	4	4
2 or Fewer Hits Allowed	3	23
Longest Scoreless Innings Stretch	6.0	6.0
Wins in a Row*	2	2

*no decisions do not break a streak

**designates as current

KOHN'S GAME-BY-GAME PITCHING STATS

DATE	OPP	GS	IP	H	R	ER	BB	SO	2B	3B	HR	WP	BK	HBP	W/L	SV	ERA
2/14	Manhattan	*	5.0	1	0	0	0	11	0	0	0	0	0	0	1/-	0	0.00
2/21	Missouri State	*	6.1	4	1	1	0	11	2	0	0	0	0	0	-/-	0	1.42
2/28	Arizona	*	6.1	4	3	2	2	6	1	1	1	0	0	0	1/-	0	2.84
3/7	Queens	*	6.0	4	3	3	2	9	1	0	0	0	1	0	1/-	0	4.50
3/14	Texas	*	6.0	3	5	4	1	6	0	1	1	0	0	1	-/-	0	6.00
3/21	at Oklahoma	*	6.0	2	0	0	2	10	0	0	0	1	0	2	1/-	0	0.00
3/28	at LSU	*	5.0	5	2	2	0	8	1	0	2	0	0	0	-/1	0	3.60
4/4	South Carolina	*	5.0	6	3	3	3	6	1	0	1	1	0	0	-/-	0	5.40
4/11	at Alabama	*	4.0	6	3	3	2	3	2	1	1	0	0	0	-/-	0	6.75
4/18	Florida	*	5.0	6	2	2	2	11	1	0	1	1	0	0	-/-	0	3.60
4/25	at Auburn	*	6.2	9	6	6	1	8	3	0	0	2	0	3	-/1	0	8.10
5/3	Kentucky	*	5.2	5	4	3	3	4	1	2	0	1	0	3	1/-	0	4.76
5/9	Ole Miss	*	5.0	6	8	6	3	7	1	0	4	1	0	0	-/1	0	10.80
5/15	at Missouri	*	4.1	2	0	0	4	7	1	0	0	1	0	0	-/-	0	0.00
TOTALS			76.1	63	40	35	25	107	15	5	11	8	1	9	5/3	0	4.13

CAREER PITCHING STATS

YEAR	ERA	W-L	APP	GS	CG	SHO	SV	IP	H	R	ER	BB	SO	BF	B/AVG	WP	HBP
2022	4.91	2-2	21	2	0	0/0	0	36.2	35	24	20	18	35	165	.255	4	4
2023								--DNP--									
2024	3.38	1-1	9	8	0	0/0	0	29.1	26	13	11	11	35	126	.234	2	3
2025	4.13	5-3	14	14	0	0	0	76.1	63	40	35	25	107	328	.220	8	9
TOTAL	4.17	8-6	44	24	0	0	0	142.1	124	77	66	54	177	619	.232	14	16



PITCHING STAFF PROFILES

11

DUKE STONE

RHP | R/R | FR. | 6-5 | 225
UVALDA, GA. / JEFF DAVIS HS

QUICK HITS

- Pitched 60 innings and punched out 121 to set the Jeff Davis High School record his junior year
- Two-time pitcher of the year and All-State team member three times
- Made his first mound appearance with the Bulldogs on March 8, 2025 against Queens.

SINGLE GAME CAREER HIGHS

Innings	1.0	4x last Memphis (4/29/25)
Strikeouts	3	Jackson State (3/18/25)
Walks (Low)	0	4x last Memphis (4/29/25)

MISCELLANEOUS STATS

	2025	CAREER GAMES
5+ Strikeout Games	--	--
10+ Strikeout Games	--	--
2 or Fewer Hits Allowed	5	5
Longest Scoreless Innings Stretch	1.0	1.0
Wins in a Row*	--	--

*no decisions do not break a streak

**designates as current

STONE'S GAME-BY-GAME PITCHING STATS

DATE	OPP	GS	IP	H	R	ER	BB	SO	2B	3B	HR	WP	BK	HBP	W/L	SV	ERA
3/8	Queens	1.0	2	1	1	0	1	0	1	0	0	0	0	0	-/-	0	9.00
3/18	Jackson State	1.0	1	0	0	0	3	0	0	0	2	0	0	0	-/-	0	0.00
3/29	at LSU	0.2	1	0	0	0	0	0	0	0	0	0	0	0	-/-	0	0.00
4/15	Southern	1.0	2	1	1	1	1	1	0	0	1	0	0	0	-/-	0	9.00
4.29	Memphis	1.0	0	1	1	2	2	0	0	0	1	0	1	0	-/-	0	9.00
TOTALS		4.2	6	3	3	3	7	0	1	1	3	0	1	0	-/-	0	5.79

CAREER PITCHING STATS

YEAR	ERA	W-L	APP	GS	CG	SHO	SV	IP	H	R	ER	BB	SO	BF	B/AVG	WP	HBP
2025	5.79	0-0	5	0	0	0	0	4.2	6	3	3	3	7	24	.316	3	1
TOTAL	5.79	0-0	5	0	0	0	0	4.2	6	3	3	3	7	24	.316	3	1

12

EVAN SIARY

RHP | R/R | JR. | 6-1 | 190
COLUMBUS, MISS. / STARKVILLE ACADEMY

QUICK HITS

- Had a career-high day against Ole Miss on May 9, 2025 with 15 strikeouts and no walks in eight scoreless innings.
- He is

SINGLE GAME CAREER HIGHS

Innings	8.0	Ole Miss (5/9/25)
Strikeouts	15	Ole Miss (5/9/25)
Walks (Low)	0	15x last Ole Miss (5/9/25)

MISCELLANEOUS STATS

	2025	CAREER GAMES
5+ Strikeouts	4	5
10+ Strikeouts	1	1
2 or Fewer Hits Allowed	5	15
Longest Scoreless Innings Stretch	8.0	8.0
Wins in a Row*	--	1

*no decisions do not break a streak

**designates as current

SIARY'S GAME-BY-GAME PITCHING STATS

DATE	OPP	GS	IP	H	R	ER	BB	SO	2B	3B	HR	WP	BK	HBP	W/L	SV	ERA
2/18	at Southern Miss		1.0	1	0	0	0	1	0	0	0	0	0	1	-/-	0	0.00
2/25	Troy		1.1	0	0	0	0	3	0	0	0	0	0	1	-/-	0	0.00
3/5	Southern Miss		1.0	0	0	0	0	0	0	0	0	0	0	0	-/-	0	0.00
3/11	Old Dominion	*	3.0	2	0	0	1	5	0	0	0	1	0	0	-/-	0	0.00
3/16	Texas		2.1	0	0	0	1	5	0	0	0	0	0	0	-/-	0	0.00
3/22	at Oklahoma		3.0	4	3	3	1	1	1	0	1	0	0	0	-/-	0	9.00
3/27	at LSU	*	3.0	3	2	1	1	3	0	0	1	0	0	0	-/-	0	3.00
4/5	South Carolina	*	4.1	5	4	4	2	5	1	0	3	0	0	0	-/-	0	8.31
4/11	at Alabama	*	4.0	5	2	2	2	4	1	0	0	0	0	0	-/1	0	4.50
4/19	Florida	*	4.0	4	2	2	2	6	2	0	0	1	0	0	-/-	0	4.50
4/26	at Auburn	*	6.0	4	3	3	1	4	1	0	2	0	0	1	1/-	0	4.50
5/3	Kentucky	*	3.1	4	5	5	2	5	0	2	1	0	0	1	-/-	0	13.50
5/9	Ole Miss	*	8.0	6	0	0	0	15	1	0	0	0	0	1	1/-	0	0.00
5/16	at Missouri	*	3.2	4	3	2	2	6	1	0	0	0	0	1	-/-	0	4.91
TOTALS			48.0	42	24	22	15	63	8	2	8	2	0	6	2/1	0	4.13

CAREER PITCHING STATS

YEAR	ERA	W-L	APP	GS	CG	SHO	SV	IP	H	R	ER	BB	SO	BF	B/AVG	WP	HBP
2023	7.07	1-2	14	3	0	0	1	28.0	35	27	22	12	28	137	.299	1	4
2024	7.48	0-3	10	4	0	0	0	21.2	28	18	18	6	22	101	.304	0	2
2025	4.13	2-1	14	9	0	0	0	48.0	42	24	22	15	63	207	.228	2	6
TOTAL	5.71	3-6	38	16	0	0	1	97.2	105	69	62	33	113	445	.267	3	12



PITCHING STAFF PROFILES

14 CADE O'LEARY

RHP | R/R | FR. | 6-4 | 190
KNOXVILLE, TENN. / FARRAGUT HS

QUICK HITS

- Earned three state championship titles in 2022,2023, and 2024 with Farragut High School
- Finished his senior year with a 7-0 record and 56 strikeouts
- Made his debut with the Bulldogs on March 9, 2025 against Queens.

SINGLE GAME CAREER HIGHS

Innings	1.0	2x last Southern (4/15/25)
Strikeouts	3	Queens (3/9/25)
Walks (Low)	0	2x last Southern (4/15/25)

MISCELLANEOUS STATS

	2025	CAREER GAMES
5+ Strikeouts	--	--
10+ Strikeouts	--	--
2 or Fewer Hits Allowed	2	2
Longest Scoreless Innings Stretch	1.0	1.0
Wins in a Row*	--	--

*no decisions do not break a streak
**designates as current

O'LEARY'S GAME-BY-GAME PITCHING STATS

DATE	OPP	GS	IP	H	R	ER	BB	SO	2B	3B	HR	WP	BK	HBP	W/L	SV	ERA
3/9	Queens	1.0	2	2	0	0	3	0	0	0	1	0	0	0	-/-	0	0.00
4/15	Southern	1.0	0	0	0	0	2	0	0	0	0	0	0	0	-/-	0	0.00
TOTALS		2.0	2	2	0	0	5	0	0	0	1	0	0	0	-/-	0	0.00

CAREER PITCHING STATS

YEAR	ERA	W-L	APP	GS	CG	SHO	SV	IP	H	R	ER	BB	SO	BF	B/AVG	WP	HBP
2025	0.00	0-0	2	0	0	0	0	2.0	2	2	0	0	5	9	.222	1	0
TOTAL	0.00	0-0	2	0	0	0	0	2.0	2	2	0	0	5	9	.222	1	0

15 LUKE DOTSON

LHP | L/L | SO. | 6-4 | 195
MARIETTA, GA. / MT. PARAN CHRISTIAN HS

QUICK HITS

SINGLE GAME CAREER HIGHS

Innings	2.1	Ga. Southern (2/24/24)
Strikeouts	4	Alabama (5/5/24)
Walks (Low)	0	15x last Texas A&M (5/21/25)

MISCELLANEOUS STATS

	2025	CAREER GAMES
5+ Strikeouts	--	--
10+ Strikeouts	--	--
2 or Fewer Hits Allowed	16	24
Longest Scoreless Innings Stretch	2.0	6.2
Wins in a Row*	--	--

*no decisions do not break a streak
**designates as current

DOTSON'S GAME-BY-GAME PITCHING STATS

DATE	OPP	GS	IP	H	R	ER	BB	SO	2B	3B	HR	WP	BK	HBP	W/L	SV	ERA
2/16	Manhattan	1.0	0	0	0	0	0	0	0	0	0	0	0	0	-/-	0	0.00
2/21	Missouri State	1.0	0	0	0	2	1	0	0	0	0	0	0	0	-/-	1	0.00
2/23	Missouri State	0.1	2	1	1	1	0	0	0	1	0	0	0	0	-/-	0	27.00
3/2	at Oklahoma State	1.0	0	0	0	0	1	0	0	0	0	0	0	0	-/-	0	0.00
3/7	Queens	1.0	0	0	0	0	2	0	0	0	0	0	0	0	-/-	0	0.00
3/11	Old Dominion	1.0	0	0	0	0	2	0	0	0	0	0	0	0	-/-	0	0.00
3/14	Texas	1.2	1	0	0	0	3	0	0	0	0	0	0	0	-/-	0	0.00
3/21	at Oklahoma	2.0	1	0	0	1	3	0	0	0	1	0	0	0	-/-	1	0.00
3/29	at LSU	1.1	3	3	3	2	1	1	0	0	1	0	0	0	-/-	0	20.25
4/8	at UAB	1.0	0	0	0	0	2	0	0	0	0	0	0	0	-/-	0	0.00
4/19	Florida	1.2	1	0	0	3	2	0	0	0	1	0	0	0	-/-	0	0.00
4/22	vs Ole Miss	1.1	2	1	1	0	1	0	0	0	2	0	0	0	-/1	0	6.75
4/26	at Auburn	1.0	0	0	0	0	3	0	0	0	0	0	0	0	-/-	0	0.00
5/3	Kentucky	0.2	0	0	0	0	0	0	0	0	0	0	0	0	1/-	0	0.00
5/4	Kentucky	2.0	2	0	0	1	2	0	0	0	0	0	0	0	-/-	0	0.00
5/10	Ole Miss	1.1	2	2	1	1	2	0	0	1	0	0	0	0	-/-	0	6.75
5/20	Texas A&M	1.0	0	0	0	0	2	0	0	0	0	0	0	0	-/-	0	0.00
TOTALS		20.1	14	7	6	11	27	1	0	2	5	0	0	0	1/1	2	2.66

CAREER PITCHING STATS

YEAR	ERA	W-L	APP	GS	CG	SHO	SV	IP	H	R	ER	BB	SO	BF	B/AVG	WP	HBP
2024	8.25	0-0	11	0	0	0	0	12.0	15	11	11	5	19	59	.294	1	2
2025	2.66	1-1	17	0	0	0	2	20.1	14	7	6	11	27	83	.197	5	0
TOTAL	4.73	1-1	28	0	0	0	2	32.1	29	18	17	16	46	142	.238	6	2



PITCHING STAFF PROFILES

17

STONE SIMMONS

RHP | R/R | GR. | 6-4 | 235
HOUSTON, TEXAS. / FURMAN

QUICK HITS

- Missed the 2023 and 2024 season due to injury. Was the teams first base coach in 2023
- Made his first appearance since March 5, 2022 on Feb. 16, 2025

SINGLE GAME CAREER HIGHS

Innings	7.0	vs. Fordham (2/28/20)*
Strikeouts	8	vs. Fordham (2/28/20)*
Walks (Low)	0	21x last Kentucky (5/3/25)

*Career-highs from Furman

MISCELLANEOUS STATS

	2025	CAREER GAMES
5+ Strikeouts	4	6
10+ Strikeouts	--	--
2 or Fewer Hits Allowed	9	25
Longest Scoreless Innings Stretch	3.0	5.2
Wins in a Row*	2	1

*no decisions do not break a streak

**designates as current

SIMMONS' GAME-BY-GAME PITCHING STATS

DATE	OPP	GS	IP	H	R	ER	BB	SO	2B	3B	HR	WP	BK	HBP	W/L	SV	ERA
2/16	Manhattan	*	3.0	1	0	0	2	5	0	0	0	0	0	0	1/-	0	0.00
2/23	Missouri State	*	4.0	0	1	1	4	5	0	0	0	0	0	1	1/-	0	2.25
3/2	at Oklahoma State	*	2.2	5	6	3	3	3	1	0	0	0	0	0	-/1	0	10.12
3/14	Texas		1.0	1	0	0	0	2	0	0	0	0	0	0	-/-	0	0.00
3/21	at Oklahoma		1.0	1	1	0	0	1	1	0	0	0	0	0	-/-	0	0.00
3/28	at LSU		3.0	2	0	0	0	3	0	0	0	0	0	0	-/-	0	0.00
4/1	at Memphis		2.0	2	0	0	0	4	0	0	0	0	0	0	-/-	1	0.00
4/6	South Carolina		3.0	1	0	0	0	5	1	0	0	0	0	0	-/-	1	0.00
4/11	at Alabama		4.0	5	0	0	0	5	0	0	0	0	0	0	1/-	0	0.00
4/18	Florida		0.0	6	6	6	0	0	3	0	0	0	0	0	-/1	0	99.00
4/20	Florida		1.0	1	0	0	1	0	0	0	0	0	0	0	-/-	0	0.00
4/26	at Auburn		1.1	5	4	4	0	3	0	0	2	0	0	0	-/-	0	27.00
5/3	Kentucky		0.2	0	0	0	0	1	0	0	0	0	0	1	-/-	0	0.00
5/9	Ole Miss		2.2	1	2	2	2	2	1	0	0	0	0	0	-/-	0	6.75
5/15	at Missouri		1.1	3	4	4	1	2	0	0	1	0	0	0	1/-	0	27.00
TOTALS			30.2	34	24	20	13	41	7	0	3	0	0	2	4/2	2	5.87

CAREER PITCHING STATS

YEAR	ERA	W-L	APP	GS	CG	SHO	SV	IP	H	R	ER	BB	SO	BF	B/AVG	WP	HBP
2020*	2.91	0-3	4	4	0	0	0	21.2	23	11	7	6	17	96	.271	3	2
2021	4.81	1-1	19	0	0	0	2	24.1	22	15	13	8	29	104	.234	2	1
2022	0.00	0-0	3	0	0	0	0	4.1	0	0	0	0	6	13	.000	0	0
2023								--DNP--									
2024								--DNP--									
2025	5.87	4-2	15	3	0	0	2	30.2	34	24	20	13	41	142	.274	0	2
TOTAL	3.40	5-6	41	7	0	0	4	81.0	79	50	40	27	93	355	.194	5	5

*Statistics from Furman

19

ROBERT FORTENBERRY

LHP | L/L | JR. | 6-0 | 220
FRISCO, TEXAS / WEATHERFORD COLLEGE

QUICK HITS

- NJCAA National Pitcher of the Year and Co-Conference Pitcher of the Year
- First Team All-Region selection
- Did not allow a home run in the 2024 season
- Made his first apperance with Mississippi State against Southern Miss on February 18, 2025

SINGLE GAME CAREER HIGHS

Innings	1.1	Missouri State (2/23/25)
Strikeouts	2	Jackson State (3/18/25)
Walks (Low)	0	5x last Memphis (4/29/25)

MISCELLANEOUS STATS

	2025	CAREER GAMES
5+ Strikeouts	--	--
10+ Strikeouts	--	--
2 or Fewer Hits Allowed	5	5
Longest Scoreless Innings Stretch	1.0	1.0
Wins in a Row*	--	--

*no decisions do not break a streak

**designates as current

FORTENBERRY'S GAME-BY-GAME PITCHING STATS

DATE	OPP	GS	IP	H	R	ER	BB	SO	2B	3B	HR	WP	BK	HBP	W/L	SV	ERA
2/18	at Southern Miss		1.0	0	0	0	0	0	0	0	0	0	0	0	-/-	0	0.00
2/23	Missouri State		1.1	0	2	2	1	1	0	0	0	0	0	1	-/-	0	13.50
3/2	at Oklahoma State		0.1	2	2	2	0	0	0	0	1	0	0	0	-/-	0	54.00
3/18	Jackson State		1.0	3	2	2	0	2	1	0	0	1	0	0	-/-	0	18.00
4/27	at Auburn		1.0	1	1	1	0	1	1	0	0	0	0	0	-/-	0	9.00
4/29	Memphis		1.0	1	0	0	0	1	0	0	0	0	0	0	-/-	0	0.00
TOTALS			5.2	7	7	7	1	5	2	0	1	1	0	1	-/-	0	11.12

CAREER PITCHING STATS

YEAR	ERA	W-L	APP	GS	CG	SHO	SV	IP	H	R	ER	BB	SO	BF	B/AVG	WP	HBP
2025	11.12	0-0	6	0	0	0	0	5.2	7	7	7	1	5	26	.304	1	1
TOTAL	11.12	0-0	6	0	0	0	0	5.2	7	7	7	1	5	26	.304	1	1



PITCHING STAFF PROFILES

25 BRADLEY LOFTIN

LHP | L/L | JR. | 6-3 | 200
SOUTHAVEN, MISS. / DESOTO CENTRAL

QUICK HITS

- Collected two wins in a row dating back to 2023
- Earned a 2-1 record in 26.1 innings pitched in 2023
- During 2023, limited opponents to a .146 batting average
- Grabbed first career win on March 7, 2023, against Valparaiso

SINGLE GAME CAREER HIGHS

Innings	6.0	Valparaiso (3/3/23)
Strikeouts	11	Valparaiso (3/3/23)
Walks (Low)	0	2x last vs. South Alabama (3/12/24)

MISCELLANEOUS STATS

	2025	CAREER GAMES
5+ Strikeouts	--	5
10+ Strikeouts	--	1
2 or Fewer Hits Allowed	--	7
Longest Scoreless Innings Stretch	--	8.0
Wins in a Row*	--	2

*no decisions do not break a streak

**designates as current

PASSEAU'S GAME-BY-GAME PITCHING STATS

DATE	OPP	GS	IP	H	R	ER	BB	SO	2B	3B	HR	WP	BK	HBP	W/L	SV	ERA
TOTALS			0.0	0	0	0	0	0	0	0	0	0	0	0	-/-	0	0.00

CAREER PITCHING STATS

YEAR	ERA	W-L	APP	GS	CG	SHO	SV	IP	H	R	ER	BB	SO	BF	B/AVG	WP	HBP
2023	3.08	2-1	7	5	0	0	0	26.1	13	12	9	28	43	122	.146	4	3
2024	3.38	0-0	3	2	0	0	0	8.0	7	4	3	1	12	32	.233	1	1
2025																	
TOTAL	3.15	2-1	10	7	0	0	0	34.1	20	16	12	29	55	154	.168	5	4

26 CHASE HUNGATE

RHP | L/R | SR. | 6-1 | 175
ABINGDON, VA. / VIRGINIA

QUICK HITS

- Was named to the NCBWA Stopper of the Year Watch List
- Was part of the 2024 Virginia baseball team to go to Omaha

SINGLE GAME CAREER HIGHS

Innings	5.0	Georgia Tech (4/20/24)*
Strikeouts	5	4x last Florida St. (3/24/23)*
Walks (Low)	0	45x last Florida (4/18/25)

*Career-highs from UVA

MISCELLANEOUS STATS

	2025	CAREER GAMES
5+ Strikeouts	--	4
10+ Strikeouts	--	--
2 or Fewer Hits Allowed	11	58
Longest Scoreless Innings Stretch	4.2	4.2
Wins in a Row*	--	2

*no decisions do not break a streak

**designates as current

HUNGATE'S GAME-BY-GAME PITCHING STATS

DATE	OPP	GS	IP	H	R	ER	BB	SO	2B	3B	HR	WP	BK	HBP	W/L	SV	ERA
2/14	Manhattan	1.0	1	0	0	0	1	0	0	0	0	0	0	0	-/-	0	0.00
2/18	at Southern Miss	1.0	0	0	0	0	0	0	0	0	0	0	0	0	-/-	0	0.00
2/21	Missouri State	1.0	1	0	0	0	1	0	0	0	0	0	0	1	-/-	0	0.00
2/23	Missouri State	0.2	0	0	0	0	0	0	0	0	0	0	0	0	-/-	1	0.00
2/28	Rice	0.2	1	0	0	0	2	0	0	0	0	0	0	0	-/-	1	0.00
3/5	Southern Miss	2.1	2	0	0	0	1	0	0	0	0	0	0	0	1/-	0	0.00
3/11	Old Dominion	2.0	1	0	0	0	1	0	0	0	0	0	0	0	-/-	0	0.00
3/14	Texas	0.1	4	3	3	0	0	0	0	1	0	0	0	0	-/1	0	81.00
3/16	Texas	0.1	0	0	0	0	0	0	0	0	0	0	0	0	-/-	0	0.00
3/22	at Oklahoma	2.1	2	1	1	2	2	0	0	0	0	0	0	0	-/-	0	3.86
3/27	at LSU	3.1	1	1	1	1	1	0	0	0	0	0	0	0	-/-	0	2.70
4/5	South Carolina	4.2	0	0	0	1	4	0	0	0	0	0	0	0	1/-	0	0.00
4/13	at Alabama	1.2	1	1	0	0	3	0	0	0	1	0	0	0	-/-	0	0.00
4/18	Florida	1.0	3	2	2	0	1	1	0	1	0	0	0	0	-/-	0	18.00
TOTALS		22.1	17	8	7	4	17	1	0	2	1	0	1	1	2/1	2	2.82

CAREER PITCHING STATS

YEAR	ERA	W-L	APP	GS	CG	SHO	SV	IP	H	R	ER	BB	SO	BF	B/AVG	WP	HBP
2022*	3.57	6-4	22	0	0	0	0	63.0	62	38	25	14	46	278	.245	4	7
2023*	5.76	3-0	16	0	0	0	0	25.0	28	17	16	4	21	109	.283	0	4
2024*	3.74	7-2	30	0	0	0	2	53.0	49	22	22	13	37	221	.251	1	7
2025	2.82	2-1	14	0	0	0	2	22.1	17	8	7	4	17	87	.218	1	1
TOTAL	3.80	18-7	82	0	0	0	4	164.1	156	85	70	33	128	695	.249	6	19

*Statistics from VCU

*Statistics from Virginia



PITCHING STAFF PROFILES

27 GAVIN BLACK

RHP | L/R | JR. | 6-0 | 195
BOGART, GA. / NW FLORIDA STATE COLLEGE

QUICK HITS

-Punched out season-high four vs. Alabama (5/3/24)

SINGLE GAME CAREER HIGHS

Innings	2	Alabama (5/3/24)
Strikeouts	4	Alabama (5/3/24)
Walks (Low)	0	7x last at Virginia (6/2/24)

MISCELLANEOUS STATS

	2025	CAREER GAMES
5+ Strikeouts	--	3
10+ Strikeouts	--	--
2 or Fewer Hits Allowed	1	26
Longest Scoreless Innings Stretch	1.0	5.0
Wins in a Row*	--	--

*no decisions do not break a streak

**designates as current

*Statistics from NW Florida State College

BLACK'S GAME-BY-GAME PITCHING STATS

DATE	OPP	GS	IP	H	R	ER	BB	SO	2B	3B	HR	WP	BK	HBP	W/L	SV	ERA
2/25	Troy		1.0	1	0	0	1	2	0	0	0	0	0	0	-/-	0	0.00
TOTALS		1.0	1	0	0	1	2	0	0	0	0	0	0	0	-/-	0	0.00

CAREER PITCHING STATS

YEAR	ERA	W-L	APP	GS	CG	SHO	SV	IP	H	R	ER	BB	SO	BF	B/AVG	WP	HBP
2024	5.93	0-0	12	0	0	0	0	13.2	13	10	9	8	22	64	.250	1	2
2025	0.00	0-0	1	0	0	0	0	1.0	1	0	0	1	2	5	.250	0	0
TOTAL	5.52	0-0	13	0	0	0	0	14.2	14	10	9	9	24	69	.250	1	2

28 RYAN MCPHERSON

RHP | R/R | FR. | 6-3 | 205
HOLLYWOOD, FLA. / NORTH BROWARD PREP

QUICK HITS

- Named to the 2023 Rawlings-Perfect Games First Team Preseason All-American
- Member of Team USA 15u in 2021
- Made his first appearance with Mississippi State against Manhattan on February 16, 2025
- Got his first career win against Missouri State on February 22, 2025

SINGLE GAME CAREER HIGHS

Innings	4.0	2x last at UAB (4/8/25)
Strikeouts	8	at Memphis (4/1/25))
Walks (Low)	0	11x last at Missouri (5/17/25)

MISCELLANEOUS STATS

	2025	CAREER GAMES
5+ Strikeouts	2	2
10+ Strikeouts	--	--
2 or Fewer Hits Allowed	16	16
Longest Scoreless Innings Stretch	4.0	4.0
Wins in a Row*	3	3

*no decisions do not break a streak

**designates as current

MCPHERSON'S GAME-BY-GAME PITCHING STATS

DATE	OPP	GS	IP	H	R	ER	BB	SO	2B	3B	HR	WP	BK	HBP	W/L	SV	ERA
2/16	Manhattan		2.0	1	1	1	0	3	0	0	1	0	0	0	-/-	0	4.50
2/23	Missouri State		3.0	1	0	0	3	4	0	0	0	0	0	0	1-	0	0.00
3/1	Arizona		3.0	3	1	1	0	6	1	0	0	1	0	0	-/-	0	3.00
3/8	Queens		1.0	0	0	0	0	0	0	0	0	0	0	0	-/-	0	0.00
3/12	Nicholls		2.0	0	0	0	0	4	0	0	0	0	0	1	-/-	1	0.00
3/16	Texas		0.1	2	1	1	0	1	0	0	0	0	0	0	-/-	0	27.00
3/22	at Oklahoma		0.1	1	0	0	1	0	0	0	0	0	0	0	-/-	0	0.00
3/27	at LSU		1.0	2	3	3	2	1	0	0	1	0	0	0	-/-	0	27.00
4/1	at Memphis		4.0	1	0	0	0	8	0	0	0	0	0	0	1/-	0	0.00
4/8	at UAB		4.0	1	1	0	2	5	1	0	0	1	0	0	1/-	0	0.00
4/15	Southern	*	2.0	1	1	1	0	4	0	0	1	0	0	0	1/-	0	4.50
4/19	Florida		1.1	1	2	0	0	2	0	0	0	0	0	0	-/-	0	0.00
4/22	vs Ole Miss		3.1	5	2	2	0	6	0	0	1	1	0	0	-/-	0	5.40
4/27	at Auburn		0.1	2	2	2	0	0	1	0	0	0	0	1	-/-	0	54.00
5/3	Kentucky		3.0	0	0	0	2	4	0	0	0	0	0	0	-/-	0	0.00
5/10	Ole Miss		1.0	0	0	0	1	0	0	0	0	0	0	0	-/-	1	0.00
5/17	at Missouri		1.0	0	0	0	0	1	0	0	0	0	0	1	-/-	0	0.00
5/21	Texas A&M	*	1.2	5	6	5	2	3	2	0	1	0	0	1	-/1	0	27.00
TOTALS			34.1	26	20	16	13	52	5	0	5	3	0	4	4/1	2	4.19

CAREER PITCHING STATS

YEAR	ERA	W-L	APP	GS	CG	SHO	SV	IP	H	R	ER	BB	SO	BF	B/AVG	WP	HBP
2025	4.19	4-1	18	2	0	0	2	34.1	26	20	16	13	52	149	.200	3	4
TOTAL	4.19	4-1	18	2	0	0	2	34.1	26	20	16	13	52	149	.200	3	4



PITCHING STAFF PROFILES

29 NATE WILLIAMS

RHP | R/R | SR. | 6-3 | 230
ACWORTH, GA. / FLORENCE DARLINGTON CC

QUICK HITS

- Came to Mississippi State from Florence Darlington CC
- Made his first appearance with the Bulldogs on February 16, 2025 against Manhattan

SINGLE GAME CAREER HIGHS

Innings	3.1	2x last Kentucky (5/3/25)
Strikeouts	5	3x last Kentucky (5/3/25)
Walks (Low)	0	11x last at Missouri (5/15/25)

MISCELLANEOUS STATS

	2025	CAREER GAMES
5+ Strikeouts	2	2
10+ Strikeouts	--	--
2 or Fewer Hits Allowed	16	16
Longest Scoreless Innings Stretch	3.1	3.1
Wins in a Row*	--	--

*no decisions do not break a streak

**designates as current

WILLIAMS'S GAME-BY-GAME PITCHING STATS

DATE	OPP	GS	IP	H	R	ER	BB	SO	2B	3B	HR	WP	BK	HBP	W/L	SV	ERA
2/16	Manhattan		1.0	0	0	0	1	3	0	0	0	0	0	0	-/-	0	0.00
2/22	Missouri State		1.0	0	0	0	0	2	0	0	0	0	0	0	-/-	0	0.00
3/1	Arizona		1.0	0	0	0	0	2	0	0	0	0	0	0	-/-	0	0.00
3/7	Queens		2.0	2	0	0	0	5	0	0	0	0	0	0	-/-	0	0.00
3/11	Old Dominion		1.0	0	0	0	0	3	0	0	0	0	0	0	-/-	0	0.00
3/16	Texas		2.0	2	2	2	0	5	0	0	1	0	0	0	-/1	0	9.00
3/22	at Oklahoma		1.1	2	2	2	0	3	0	0	1	1	0	0	-/1	0	13.50
3/25	Samford		1.0	0	0	0	0	3	0	0	0	0	0	0	-/-	0	0.00
3/27	at LSU		0.2	0	0	0	0	2	0	0	0	2	0	0	-/-	0	0.00
3/29	at LSU		1.2	0	1	0	1	3	0	0	0	0	0	0	-/-	0	0.00
4/8	at UAB		2.0	1	0	0	0	4	0	0	0	0	0	0	-/-	0	0.00
4/13	at Alabama		3.1	0	0	0	1	4	0	0	0	0	0	0	1/1	0	0.00
4/19	Florida		0.0	3	6	6	2	1	2	0	0	1	0	0	-/1	0	99.00
4/20	Florida		0.2	1	1	1	0	2	0	0	1	1	0	1	-/-	0	13.50
4/26	at Auburn		0.2	0	0	0	2	0	0	0	0	1	0	0	-/-	0	0.00
5/3	Kentucky		3.1	1	0	0	1	5	0	0	0	0	0	1	-/-	0	0.00
5/10	Ole Miss		1.1	1	2	2	1	0	0	0	0	0	0	1	-/-	0	13.50
5/15	at Missouri		3.0	1	0	0	0	4	0	0	0	1	0	0	-/-	1	0.00
TOTALS			27.0	14	14	13	9	51	2	0	3	7	0	3	1/3	1	4.33

CAREER PITCHING STATS

YEAR	ERA	W-L	APP	GS	CG	SHO	SV	IP	H	R	ER	BB	SO	BF	B/AVG	WP	HBP
2023								--DNP--									
2024								--DNP--									
2025	4.33	1-3	18	0	0	0	1	27.0	14	14	13	9	51	108	.147	7	3
TOTAL	4.33	1-3	18	0	0	0	1	27.0	14	14	13	9	51	108	.147	7	3

30 JACOB PRUITT

RHP | R/R | JR. | 6-1 | 185
YORKTOWN, IND. / INDIANA STATE

QUICK HITS

- Struck out nine against Troy, his most since March 4, 2024 when he had 11 against Southern Miss.
- Made his MSU debut on Feb. 14 against Manhattan

SINGLE GAME CAREER HIGHS

Innings	6	vs UConn (2/17/24)^
Strikeouts	11	2x last at Southern Miss (3/1/24)^
Walks (Low)	0	10x last Troy (3/25/25)

*Career-highs from Indiana State

MISCELLANEOUS STATS

	2025	CAREER GAMES
5+ Strikeouts	1	4
10+ Strikeouts	--	2
2 or Fewer Hits Allowed	5	10
Longest Scoreless Innings Stretch	2.0	6.0
Wins in a Row*	--	2

*no decisions do not break a streak

**designates as current

PRUITT'S GAME-BY-GAME PITCHING STATS

DATE	OPP	GS	IP	H	R	ER	BB	SO	2B	3B	HR	WP	BK	HBP	W/L	SV	ERA
2/14	Manhattan		1.0	2	3	3	2	1	0	0	0	0	0	1	-/-	0	27.00
2/25	Troy	*	4.0	1	1	1	0	9	0	0	1	0	0	0	-/-	0	2.25
3/5	Southern Miss	*	3.2	3	3	2	3	2	1	0	0	0	0	0	-/-	0	4.91
3/23	at Oklahoma		2.0	2	1	1	1	1	0	0	0	0	0	1	-/-	0	4.50
4/1	at Memphis		1.0	3	3	3	1	0	0	0	0	0	0	0	-/-	0	27.00
4/15	Southern		1.2	0	0	0	1	0	0	0	0	0	0	0	-/-	0	0.00
4/22	vs Ole Miss		1.2	3	3	2	2	3	0	1	1	0	0	1	-/-	0	10.80
4/29	Memphis		1.2	2	3	0	1	3	0	0	0	0	0	0	-/-	0	0.00
TOTALS			16.2	16	17	12	11	19	2	1	2	0	0	3	1/-	0	6.48

CAREER PITCHING STATS

YEAR	ERA	W-L	APP	GS	CG	SHO	SV	IP	H	R	ER	BB	SO	BF	B/AVG	WP	HBP
2023*	7.17	2-1	14	1	0	0	0	21.1	26	17	17	10	25	101	.257	3	2
2024*	3.02	3-2	13	5	0	0	1	41.2	36	17	14	23	57	185	.232	0	6
2025	6.48	1-0	8	2	0	0	0	16.2	16	17	12	11	19	82	.239	0	3
TOTAL	5.56	6-3	35	8	0	0	1	79.2	78	51	43	44	101	368	.240	3	11

*Statistics from Indiana State



PITCHING STAFF PROFILES

31 KARSON LIGON

RHP | R/R | SR. | 6-1 | 210
SARASOTA, FLA. / MIAMI (Fla.)

QUICK HITS

- 2023 ACC Pitched of the Week (4/3)
- 2022 ACC All-Freshman Team at Miami (Fla.)
- Struck out a single game career-high with nine against Queens on March 9, 2025

SINGLE GAME CAREER HIGHS

Innings	8.0	Florida State (3/31/23)*
Strikeouts	9	Queens (3/9/25)
Walks (Low)	0	12x last at Missouri (5/16/25)

*Career-highs from Miami

MISCELLANEOUS STATS

	2025	CAREER GAMES
5+ Strikeouts	4	15
10+ Strikeouts	--	16
2 or Fewer Hits Allowed	5	21
Longest Scoreless Innings Stretch	6.0	7.0*
Wins in a Row*	2	2*

*no decisions do not break a streak

**designates as current

LIGON'S GAME-BY-GAME PITCHING STATS

DATE	OPP	GS	IP	H	R	ER	BB	SO	2B	3B	HR	WP	BK	HBP	W/L	SV	ERA
2/14	Manhattan	*	4.0	4	1	1	0	8	1	0	0	1	0	0	1/-	0	2.25
2/22	Missouri State	*	3.0	2	1	0	3	3	1	0	0	0	0	1	-/-	0	0.00
3/1	Arizona	*	2.0	4	5	4	1	3	0	0	1	1	0	2	-/1	0	18.00
3/9	Queens	*	5.0	2	0	0	2	9	0	0	0	0	0	0	1/-	0	0.00
3/16	Texas	*	3.2	4	2	2	0	4	1	0	1	1	0	1	-/1	0	4.91
3/23	at Oklahoma	*	5.0	4	5	5	3	5	1	0	1	0	0	0	-/1	0	9.00
3/29	at LSU	*	0.2	7	8	7	0	0	1	0	1	0	0	1	-/1	0	94.50
4/6	South Carolina	*	6.0	1	0	0	1	8	0	0	0	0	0	1	1/-	0	0.00
4/13	at Alabama	*	4.0	1	1	0	2	3	1	0	0	1	0	0	-/-	0	0.00
4/20	Florida	*	5.0	8	5	5	2	4	1	1	2	1	0	1	1/-	0	9.00
4/27	at Auburn	*	1.1	7	8	7	3	1	1	0	2	0	0	0	-/1	0	47.25
5/4	Kentucky	*	3.0	1	1	1	1	4	0	1	0	1	0	2	-/-	0	3.00
5/10	Ole Miss	*	5.0	3	1	1	6	7	1	0	0	1	0	0	1/-	0	1.80
5/17	at Missouri	*	5.0	3	1	1	0	7	0	0	0	0	0	2	1/-	0	1.80
TOTALS			52.2	51	39	34	24	66	9	2	8	7	0	11	6/5	0	5.81

CAREER PITCHING STATS

YEAR	ERA	W-L	APP	GS	CG	SHO	SV	IP	H	R	ER	BB	SO	BF	B/AVG	WP	HBP
2022*	4.90	6-6	16	15	0	0	0	75.1	82	47	41	32	67	346	.264	5	10
2023*	4.80	3-2	10	10	0	2	0	50.2	44	30	27	20	37	222	.237	2	9
2024	4.56	1-0	15	2	0	0	0	23.2	17	16	12	21	21	113	.202	5	7
2025	5.81	6-5	14	14	0	0	0	52.2	51	39	34	24	66	241	.254	7	11
TOTAL	5.02	16-13	55	41	0	2	0	202.1	194	132	114	97	191	922	.239	19	37

* Statistics from Miami

42 JACK GLEASON

RHP | R/R | FR. | 6-1 | 180
GERMANTOWN, TENN. / BRIARCREST CHRISTIAN HS

QUICK HITS

- Earned First Team All-State, First Team All-Metro and First Team All-Region honors in his senior year
- Held opponents to a .097 batting average in his senior season

SINGLE GAME CAREER HIGHS

Innings	--	--
Strikeouts	--	--
Walks (Low)	--	--

MISCELLANEOUS STATS

	2025	CAREER GAMES
5+ Strikeouts	--	--
10+ Strikeouts	--	--
2 or Fewer Hits Allowed	--	--
Longest Scoreless Innings Stretch	--	--
Wins in a Row*	--	--

*no decisions do not break a streak

**designates as current

GLEASON'S GAME-BY-GAME PITCHING STATS

DATE	OPP	GS	IP	H	R	ER	BB	SO	2B	3B	HR	WP	BK	HBP	W/L	SV	ERA
TOTALS			0.0	0	0	0	0	0	0	0	0	0	0	0	-/-	0	0.00

CAREER PITCHING STATS

YEAR	ERA	W-L	APP	GS	CG	SHO	SV	IP	H	R	ER	BB	SO	BF	B/AVG	WP	HBP
2025																	
TOTAL	0.00	0-0	0	0	0	0	0	0.0	0	0	0	0	0	0	.000	0	0



PITCHING STAFF PROFILES

45 DANE BURNS

LHP | R/L | FR. | 6-5 | 215
CELINA, TEXAS / PROSPER HS

QUICK HITS

- Drafted by the Kansas City Royals in the 17th round of the 2024 MLB Draft
- His father, Chris, was drafted in the 1992 NHL Draft by the San Jose Sharks (9th Round) as a goalie
- Made his first appearance with the Bulldogs
- Got his first career-win against Missouri State on Feb. 21, 2025

SINGLE GAME CAREER HIGHS

Innings	2.2	at Auburn (4/27/25)
Strikeouts	4	Arizona (3/1/25)
Walks (Low)	0	5x last at Auburn (4/27/25)

MISCELLANEOUS STATS

	2025	CAREER GAMES
5+ Strikeouts	--	--
10+ Strikeouts	--	--
2 or Fewer Hits Allowed	9	9
Longest Scoreless Innings Stretch	2.2	2.2
Wins in a Row*	--	--

*no decisions do not break a streak

**designates as current

BURNS'S GAME-BY-GAME PITCHING STATS

DATE	OPP	GS	IP	H	R	ER	BB	SO	2B	3B	HR	WP	BK	HBP	W/L	SV	ERA
2/16	Manhattan	1.0	1	0	0	0	2	0	0	0	0	0	0	0	-/-	0	0.00
2/21	Missouri State	0.2	0	0	0	1	1	0	0	0	1	0	0	0	1/-	0	0.00
3/1	Arizona	2.0	1	0	0	0	4	0	0	0	0	0	0	0	-/-	0	0.00
3/9	Queens	1.0	0	0	0	1	0	0	0	0	0	0	0	0	-/-	0	0.00
3/11	Old Dominion	0.1	2	3	3	1	1	0	0	0	1	0	1	0	-/-	0	81.00
3/16	Texas	0.0	0	0	0	2	0	0	0	0	0	0	0	0	-/-	0	0.00
3/23	at Oklahoma	1.0	1	1	1	1	2	1	0	0	0	0	0	0	-/-	0	9.00
3/25	Samford	1.2	0	0	0	0	3	0	0	0	0	0	0	0	-/-	0	0.00
3/27	at LSU	0.0	2	2	2	1	0	0	0	1	0	0	0	0	-/1	0	99.00
4/15	Southern	1.0	0	0	0	0	1	0	0	0	0	0	0	0	-/-	0	0.00
4/27	at Auburn	2.2	1	0	0	0	2	0	0	0	0	0	1	0	-/-	0	0.00
5/4	Kentucky	1.0	1	0	0	1	0	0	0	0	0	0	0	0	-/-	0	0.00
5/21	Texas A&M	2.1	2	1	1	1	2	1	0	0	0	0	0	0	-/-	0	3.86
TOTALS		14.2	11	7	7	9	18	2	0	1	2	0	2	2	1/1	0	4.30

CAREER PITCHING STATS

YEAR	ERA	W-L	APP	GS	CG	SHO	SV	IP	H	R	ER	BB	SO	BF	B/AVG	WP	HBP
2025	4.30	1-1	13	0	0	0	0	14.2	11	7	7	9	18	66	.204	2	2
TOTAL	4.30	1-1	13	0	0	0	0	14.2	11	7	7	9	18	66	.204	2	2

47 JT SCHNOOR

RHP | R/R | JR. | 6-4 | 215
PASCAGOULA, MISS. / PEARL RIVER CC

QUICK HITS

- Named Second Team All-MACCC*
- Pitched 71.2 innings to rank second on the team*
- His 12 wins were most among the pitching staff*
- Pitched two complete games as a sophomore*
- Made his first start with the Bulldogs on February 25, 2025

SINGLE GAME CAREER HIGHS

Innings	0.1	Troy (2/25/25)
Strikeouts	1	Troy (2/25/25)
Walks (Low)	1	Troy (2/25/25)

MISCELLANEOUS STATS

	2025	CAREER GAMES
5+ Strikeouts	--	--
10+ Strikeouts	--	--
2 or Fewer Hits Allowed	--	--
Longest Scoreless Innings Stretch	--	--
Wins in a Row*	--	--

*no decisions do not break a streak

**designates as current

SCHNOOR'S GAME-BY-GAME PITCHING STATS

DATE	OPP	GS	IP	H	R	ER	BB	SO	2B	3B	HR	WP	BK	HBP	W/L	SV	ERA
2/25	Troy	0.1	4	4	3	1	1	0	0	1	0	0	0	0	-/-	0	81.00
TOTALS		0.1	4	4	3	1	1	0	0	1	0	0	0	0	-/-	0	81.00

CAREER PITCHING STATS

YEAR	ERA	W-L	APP	GS	CG	SHO	SV	IP	H	R	ER	BB	SO	BF	B/AVG	WP	HBP
2025	81.00	0-0	1	0	0	0	0	0.1	4	4	3	1	1	6	0.666	0	0
TOTAL	81.00	0-0	1	0	0	0	0	0.1	4	4	3	1	1	6	0.666	0	0



PITCHING STAFF PROFILES

48 KEVIN MANNELL

RHP | R/R | JR. | 6-4 | 210
TOPEKA, KAN. / KANSAS STATE

QUICK HITS

- His 0.86 WHIP and 10.99 strikeout per nine-innings ratio ranked second in the KJCCC
- Named First-Team All-NJCAA Region VI, All-KJCCC West Division Pitcher of the Year and First Team All-KJCC West Starting Pitcher
- Second player to earn KJCCC West Pitcher of the Year and NJCAA All-American honors at Cloud County CC*
- Pitched 75.1 innings to rank sixth in the NJCAA in 2024
- He pitched his first game with Mississippi State on March 2, 2025 against Oklahoma State.

SINGLE GAME CAREER HIGHS

Innings	2.1	Samford (3/25/25)
Strikeouts	6	Jackson State (3/18/25)
Walks (Low)	0	6x last at Missouri (5/15/25)

MISCELLANEOUS STATS

	2025	CAREER GAMES
5+ Strikeouts	1	1
10+ Strikeouts	--	--
2 or Fewer Hits Allowed	9	9
Longest Scoreless Innings Stretch	2.0	2.0
Wins in a Row*	2	3

*no decisions do not break a streak

**designates as current

MANNELL'S GAME-BY-GAME PITCHING STATS

DATE	OPP	GS	IP	H	R	ER	BB	SO	2B	3B	HR	WP	BK	HBP	W/L	SV	ERA
3/2	at Oklahoma State	1.2	0	0	0	0	1	0	0	0	0	0	0	1	-/-	0	0.00
3/9	Queens	2.0	2	1	1	1	2	0	1	0	1	0	0	0	-/-	0	4.50
3/12	Nicholls	1.2	0	0	0	1	1	0	0	0	0	0	0	1	-/-	0	0.00
3/18	Jackson State	2.0	1	0	0	0	6	0	0	0	0	0	0	0	1/-	0	0.00
3/25	Samford	2.1	2	1	0	1	2	0	0	0	0	0	0	1	1/-	0	0.00
4/15	Southern	0.1	0	0	0	0	1	0	0	0	0	0	0	0	-/-	0	0.00
4/18	Florida	2.0	2	3	3	1	2	0	0	1	0	0	0	0	-/-	0	13.50
4/27	at Auburn	0.2	0	0	0	0	1	0	0	0	0	0	0	0	-/-	0	0.00
4/29	Memphis	0.1	2	1	0	0	0	0	0	0	0	0	0	0	-/-	0	0.00
5/9	Ole Miss	1.1	2	0	0	1	3	0	0	0	0	0	0	0	-/-	0	0.00
5/15	at Missouri	0.1	3	3	3	0	0	1	0	1	1	0	1	0	-/-	0	81.00
TOTALS		14.2	14	9	7	5	19	1	1	2	2	2	0	4	2/-	0	4.30

CAREER PITCHING STATS

YEAR	ERA	W-L	APP	GS	CG	SHO	SV	IP	H	R	ER	BB	SO	BF	B/AVG	WP	HBP
2022^								--DNP--									
2023^								--DNP--									
2025	4.30	2-0	11	0	0	0	0	14.2	14	9	7	5	19	64	.259	2	4
TOTAL	4.30	2-0	11	0	0	0	0	14.2	14	9	7	5	19	64	.259	2	4

^Statistics from Kansas State