



# MISSISSIPPI STATE BASEBALL

## 2021 NATIONAL CHAMPIONS

135 Seasons | 40 NCAA Tournament Appearances | 12 College World Series Appearances | 20 MLB First Round Draft Picks

MARCH 21-23 | AT OKLAHOMA | NORMAN, OKLA. | L. DALE MITCHELL PARK

### 2025 SCHEDULE & RESULTS

#### MISSISSIPPI STATE BY THE NUMBERS

Overall Record	14-7
SEC Record	0-3
at Dudy Noble Field	11-4
Road Games	0-1
Neutral Site Games	3-2
Streak	W1
Last 10 Games	6-4

#### February (7-2)

	TV	TIME
14 MANHATTAN (G1)	SECN+	W, 17-3 (7)
14 MANHATTAN (G2)	SECN+	W, 13-1 (7)
16 MANHATTAN	SECN+	W, 5-1
18 at Southern Miss	ESPN+	L, 3-0
21 MISSOURI STATE	SECN+	W, 3-1
22 MISSOURI STATE	SECN+	W, 9-3
23 MISSOURI STATE	SECN+	W, 6-4
25 #21 TROY	SECN+	L, 6-5
28 vs. Rice (3)	ASTROS.COM	W, 14-3 (7)

#### March (4-2)

1 vs. Arizona (3)	ASTROS.COM	L, 6-5
2 vs. Oklahoma State (3)	ASTROS.COM	L, 9-7
5 #20 SOUTHERN MISS	SECN+	W, 18-3 (7)
7 QUEENS	SECN+	W, 9-3
8 QUEENS	SECN+	W, 10-2
9 QUEENS	SECN+	W, 9-3
11 vs. Old Dominion (2)	SECN+	W, 9-4
12 vs. Nicholls (2)	SECN+	W, 2-1
14 #11 TEXAS*	SECN+	L, 8-7
15 #11 TEXAS*	SECN+	L, 5-3
16 #11 TEXAS*	SECN+	L, 4-1
18 JACKSON STATE	SECN+	W, 16-3
21 at #10 Oklahoma*	SECN+	6:30 p.m.
22 at #10 Oklahoma*	SECN+	4 p.m.
23 at #10 Oklahoma*	SECN+	2 p.m.
25 SAMFORD	SECN+	6 p.m.
27 at LSU*	SECN	7 p.m.
28 at LSU*	SECN+	6:30 p.m.
29 at LSU*	SECN+	2 p.m.

#### April (0-0)

1 at Memphis	ESPN+	6 p.m.
4 SOUTH CAROLINA*	SECN+	6 p.m.
5 SOUTH CAROLINA*	SECN+	2 p.m.
6 SOUTH CAROLINA*	SECN+	1 p.m.
8 at UAB	ESPN+	6 p.m.
11 at Alabama*	SECN+	6 p.m.
12 at Alabama*	SECN+	4 p.m.
13 at Alabama*	SECN+	1 p.m.
15 SOUTHERN	SECN+	6 p.m.
17 FLORIDA*	SECN	7 p.m.
18 FLORIDA*	ESPN2	7:30 p.m.
19 FLORIDA*	ESPN2	2 p.m.
22 vs. Ole Miss (1)	---	6 p.m.
25 at Auburn*	SECN+	6 p.m.
26 at Auburn*	SECN+	6 p.m.
27 at Auburn*	SECN+	2 p.m.
29 MEMPHIS	SECN+	6 p.m.

#### May (0-0)

2 KENTUCKY*	SECN+	6 p.m.
3 KENTUCKY*	SECN+	2 p.m.
4 KENTUCKY*	SECN	12 p.m.
9 OLE MISS*	SECN	7:30 p.m.
10 OLE MISS*	SECN+	2 p.m.
11 OLE MISS*	SECN+	1 p.m.
13 NORTH ALABAMA	SECN+	6 p.m.
15 at Missouri*	SECN+	6 p.m.
16 at Missouri*	SECN+	6 p.m.
17 at Missouri*	SECN+	2 p.m.

All times central and subject to change

**HOME GAMES IN BOLD CAPS** | \* - Southeastern Conference game  
(1) - Trustmark Park; Pearl, Miss. | (2) - Kessler Federal Park; Biloxi, Miss.  
(3) - Daikin Park; Houston



#### MISSISSIPPI STATE BULLDOGS

Record.....	14-7 (0-3 SEC)
Rankings.....	BA - NR, D1 - NR, NCBWA - NR, ..... Perfect Game - NR, USA Today - NR
Head Coach.....	Chris Lemonis
Career Record.....	362-214-1 (11th season)
Record at MSU.....	221-124 (7th season)



#### OKLAHOMA SOONERS

Record.....	18-2 (2-1 SEC)
Rankings.....	BA - 9, D1 - 10, NCBWA - 12 ..... Perfect Game - 8, USA Today - 9
Head Coach.....	Skip Johnson
Career Record.....	246-155 (8th year)
Record at OU.....	246-155 (8th year)

### MATCHUPS AT A GLANCE

MSU	OFFENSE	OU	MSU	PITCHING/DEF.	OU
.318 .....	Batting .....	.307	3.28 .....	ERA .....	4.06
.551 .....	Slugging .....	.512	173.0 .....	IP .....	173.0
.432 .....	On-Base Pct. ....	.416	0 .....	CGs .....	0
45 .....	Doubles .....	40	4 .....	Saves .....	7
4 .....	Triples .....	9	248 .....	Ks .....	205
35 .....	Home Runs .....	24	.186 .....	OBA .....	.240
101 .....	Walks .....	112	.978 .....	Fielding Pct. ....	.972
30-33 .....	SB-SBA .....	50-60	8 .....	Double Plays .....	39

### PROBABLE PITCHERS

**FRI:** MSU - LHP Pico Kohn (Jr., 3-0, 3.03 ERA) vs. OU - RHP Kyson Witherspoon (Jr., 5-0, 1.91 ERA)

**SAT:** MSU - RHP Ben Davis (Jr., 1-1, 3.26 ERA) vs. OU - LHP Cade Crossland (Jr., 1-1, 4.70 ERA)

**SUN:** MSU - RHP Karson Ligon (Sr., 2-2, 3.57 ERA) vs. OU - RHP Malachi Witherspoon (Jr., 2-1, 5.73 ERA)

### GAME COVERAGE

Date	TV/Stream	Play-by-Play	Analyst	Radio	PxP/Analyst
MARCH 21	SECN+	Chad McKee	Rich Hills	96.1 FM/MSU App	Caleb Hamill/Ron Polk
MARCH 22	SECN+	Chad McKee	Rich Hills	96.1 FM/MSU App	Caleb Hamill/Ron Polk
MARCH 23	SECN+	Chad McKee	Rich Hills	96.1 FM/MSU App	Caleb Hamill/Ron Polk

Live Stats - MSU.STATBROADCAST.COM

X - @HailStateBB | #HailState

### SERIES HISTORY

<b>Series History vs. OU</b>	OU leads 4-3-1
<b>MSU Streak</b>	L1
<b>First Meeting</b>	1992
<b>Last Meeting</b>	2023
<b>Last MSU Win</b>	8-1 in Tallahassee, Fla., on June 4, 2018
<b>Last OU Win</b>	15-9 in Frisco, Texas on March 4, 2023

<b>Last 5 Meetings</b>	
3/4/23 (Frisco, Texas)	L, 15-9
6/4/18 (Tallahassee, Fla.)	W, 8-1
6/3/18 (Tallahassee, Fla.)	W, 13-5
6/1/18 (Tallahassee, Fla.)	L, 20-10
3/6/16 (Los Angeles)	T, 5-5

### NUMBERS TO KNOW

# 2ND

Mississippi State's pitching staff ranks No. 2 nationally with 12.9 strikeouts per nine innings and is also second in the country with a WHIP of 1.05.

# 7

Aaron Downs leads the Bulldogs with seven homers this season. Coming into this year, Downs hadn't homered in his three previous seasons (152 at bats).

# 57

Hunter Hines is second among active DI players with 57 career homers. He needs one more to match Bruce Castoria (1979-82) for third all-time in school history.



## PROGRAM QUICK FACTS

### School Information

Location	Starkville, Mississippi
Founded	1878
Enrollment	23,150
President	Dr. Mark E. Keenum
Faculty Representative	Dr. Brent Fountain
Director of Athletics	Zac Selmon
Twitter	@ZacSelmon
Affiliation	NCAA Division I
Conference	Southeastern
Nickname	Bulldogs
Colors	Maroon and White

### Stadium

Name	Dudy Noble Field, Polk-DeMent Stadium
Capacity	15,000+
Field Dimensions	Left-330, Left Center-385, Center-400, Right Center-380, Right-305

### Team Information

2024 Overall Record (SEC)	40-23 (17-13)
2024 Home / Away / Neutral	25-9 / 8-11 / 7-3
2024 Postseason	NCAA Regional
Lettermen Returning/Lost	16/17
Position Starters Returning/Lost	3/6
Pitchers Returning/Lost	7/13
2025 Newcomers	21 (9 Freshmen, 12 Transfers)

### Program Information

First Year of Baseball	1885 (135th season)
First Year in SEC	1933 (Charter Member)
All-Time Record (Win %)	2,858-1,681-29 (.629)
All-Time SEC Record (Win %)	1,014-887-3 (.533)
SEC Championships (Last)	11 (2016)
SEC Tournament Championships (Last)	7 (2012)
NCAA Tournaments (Last)	40 (2024)
NCAA Super Regionals (Last)	10 (2021)
College World Series (Last)	12 (2021)
National Championship (Last)	1 (2021)

## MEDIA INFORMATION

### BASEBALL MEDIA PORTAL

Mississippi State has created an online portal for media members covering the Bulldogs' baseball program. To access the portal, visit [hailst.at/BBMedia](http://hailst.at/BBMedia).

The Baseball Press Box Page of HailState.com will include links to media guides, quick facts, game notes, box scores, recaps, pool photography and team and staff headshots.

### PRESS BOX SERVICES

A complete NCAA box score and pertinent game facts are available to members of the working media following each game. Seats will be assigned. A pregame meal will be passed out in the press box approximately one hour prior to each game.

The press box is equipped with high-speed internet and telephone access. It is also set up to accommodate television and team radio/video personnel.

### RADIO BROADCASTS

Dudy Noble Field houses radio lines to support home and visitor radio broadcasts. For more information on the phone lines, please contact Travis Rae in the Communications office.

### POSTGAME INTERVIEWS

Requested MSU players, along with head coach Chris Lemonis, will be available for a postgame media session in the Omaha Room approximately 20 minutes after home games. The Mississippi State locker room and team spaces are closed to the media.

### MSU PLAYER/COACH AVAILABILITY

Players and coaches will be made available to the media upon request. Those wishing to set up an interview must contact Logan Lowery via phone or email at least 48 hours prior to the desired interview time. On gameday, players and coaches are only available postgame.

In most cases, players will be available for a brief time before or after practices which are typically scheduled on weekday afternoons.

Media members are NOT permitted to contact student-athletes on their own at any time. This includes phone, email, text or through social media platforms. Student-athletes' contact information will not be given out.

### PHOTOGRAPHERS / VIDEOGRAPHERS

A limited number of photographers and videographers will be permitted to shoot in the photo wells at each end of home and visiting dugouts. Those wishing to shoot a game must request access at least 48 hours before the game.

To access the SEC's media FTP, contact [licensing@xosdigital.com](mailto:licensing@xosdigital.com).

### CONTACT INFORMATION:

#### LOGAN LOWERY

#### Baseball

Office	(662)251-2467
Email	<a href="mailto:LLOWERY@athletics.msstate.edu">LLOWERY@athletics.msstate.edu</a>
X	<a href="https://twitter.com/loganlowery">@loganlowery</a>



# 2025 ROSTER

## NUMERICAL

#	Name	Pos.	B/T	Ht.	Wt.	Cl./Exp.	Hometown/High School (Previous School)
2	Sawyer Reeves	INF	R/R	6-3	205	Sr./Sr.	Lugoff, S.C. / Lugoff Elgin HS (The Citadel)
3	Ace Reese	INF	L/R	6-4	215	So./So.	Canton, Texas / Canton HS (Houston)
4	Mikhail Grant	RHP	R/R	6-3	215	So./Fr.	Stockbridge, Ga. / Georgia Premire Academy
5	Aaron Downs	INF/OF	R/R	6-0	210	Sr./Sr.	Pella, Iowa / Heritage Academy
6	Landis Davila	OF	L/R	6-3	200	Fr./Fr.	Farragut, Tenn. / Farragut HS
7	Reed Stallman	INF	L/R	6-3	220	Sr./Sr.	Robins, Iowa / Alburnett HS (Campbell)
8	Charlie Foster	LHP	R/L	6-3	190	Fr./Fr.	Snellville, Ga. / Brookwood HS
9	Pico Kohn	LHP	L/L	6-4	200	Sr./Jr.	Verbena, Ala. / Chilton County HS
10	Dylan Cupp	INF	R/R	6-0	180	So./So.	Gedartown Ga. / Cedartown HS
11	Duke Stone	RHP	R/R	6-5	225	Fr./Fr.	Uvalda, Ga. / Jeff Davis HS
12	Evan Siary	RHP	R/R	6-1	205	Jr./Jr.	Columbus, Miss. / Starkville Academy
13	Nate Chester	INF	R/R	6-2	190	Sr./Sr.	Kansas City, Mo. / Liberty North HS (John A. Logan CC)
14	Cade O'Leary	RHP	R/R	6-4	190	Fr./Fr.	Knoxville, Tenn. / Farragut HS
15	Luke Dotson	LHP	L/L	6-4	195	So./So.	Marietta Ga. / Mount Paran Christian
16	Braden Booth	INF/RHP	R/R	6-2	200	Fr./Fr.	Madison, Ala. / Bob Jones HS
17	Stone Simmons	RHP	R/R	6-4	235	Gr./Sr.	Houston, Texas / The Kinkaid School (Furman)
18	Noah Sullivan	DH/RHP	R/R	6-1	225	Sr./Jr.	Orlando, Fla. / Dr. Phillips HS (USC Upstate)
19	Robert Fortenberry	LHP	L/L	6-0	220	Jr./Jr.	Frisco, Texas / Wakeland HS (Weatherford CC)
22	Ross Highfill	C	R/R	6-0	200	Jr./So.	Madison, Miss. / Madison Central HS
23	Jackson Owen	C	R/R	5-10	200	Sr./Jr.	Starkville, Miss. / Starkville HS (Northeast Mississippi CC)
25	Bradley Loftin	LHP	L/L	6-3	200	Jr./Jr.	Southaven, Miss./DeSoto Central
26	Chase Hungate	RHP	L/R	6-1	175	Sr./Sr.	Abingdon, Va. / Abingdon HS (Virginia)
27	Gavin Black	RHP	L/R	6-0	195	Jr./Jr.	Bogart, Ga. / North Oconee HS (Northwest Florida State College)
28	Ryan McPherson	RHP	R/R	6-3	205	Fr./Fr.	Hollywood, Fla. / North Broward Prep
29	Nate Williams	RHP	R/R	6-4	250	Sr./Jr.	Acworth, Ga./North Cobb (Florence Darlington CC)
30	Jacob Pruitt	RHP	R/R	6-1	185	Jr./Jr.	Yorktown, Ind. / Yorktown HS (Indiana State)
31	Karson Ligon	RHP	R/R	6-2	205	Sr./Sr.	Sarasota, Fla. / River View HS (Miami (Fla.))
32	Michael O'Brien	OF	L/L	6-0	185	So./So.	River Ridge, La. / John Curtis Christian
34	Gehrig Frei	INF	S/R	6-1	200	Sr./Jr.	Alpharetta, Ga. / South Forsyth HS (North Alabama)
35	Ben Davis	RHP/C	R/R	6-3	215	Jr./Jr.	Booneville, Miss. / Booneville HS (Itawamba CC)
36	Nolan Stevens	INF/OF/LHP	L/L	6-3	210	So./So.	Elk Grove, Calif. / Franklin HS
38	Bryce Chance	OF	R/R	5-10	180	Sr./Jr.	Ridgeland, Miss. / Madison-Ridgeland Academy
41	Ethan Pulliam	INF/OF	R/R	6-1	180	So./So.	Starkville, Miss. / Starkville HS
42	Jack Gleason	RHP	R/R	6-1	180	Fr./Fr.	Germantown, Tenn. / Briarcrest Christian HS
43	Steven Spalitta	INF/C	L/R	5-10	185	So./So.	Mandeville, La. / Fountain Bleau HS
44	Hunter Hines	INF/OF	L/R	6-3	210	Sr./Sr.	Madison, Miss. / Madison Central HS
45	Dane Burns	LHP	R/L	6-5	220	Fr./Fr.	Celina, Texas / Prosper HS
47	JT Schnoor	RHP	R/R	6-4	215	Jr./Jr.	Pascagoula, Miss. / Resurrection Catholic School (Pearl River CC)
48	Kevin Mannell	RHP	R/R	6-4	210	Jr./Jr.	Topeka, Kan. / Seaman HS (Kansas State / Cloud County CC)
49	Gatlin Sanders	INF/OF	L/R	5-11	175	Jr./Jr.	Madison, Miss. / Madison Central HS (Jones CC)
52	Lukas Buckner	INF	L/R	5-9	170	Fr./Fr.	Knoxville, Tenn. / Farragut HS
55	Joe Powell	C	R/R	5-10	185	Gr./Sr.	Mason, Ohio / Mason HS (Cincinnati)

## COACHING / SUPPORT STAFF

**Chris Lemonis** - Head Coach (Seventh Season at Mississippi State, 11th Overall; The Citadel, 1992)

**Jake Gautreau** - Assistant Coach (Eighth Season; Tulane, 2011)

**Justin Parker** - Assistant Coach (Second Season; Wright State, 2012)

**Kyle Cheesebrough** - Assistant Coach (Seventh Season; Louisville, 2010)

**Roger Rodeheaver** - Director of Operations (Seventh Season; Indiana, 2010)

**Blake Loper** - Coordinator of Operations (Fourth Season; Mississippi State, 2020)

**Bobby Austin** - Coordinator of Player Development (Fifth Season; NC State, 2019)

**Scott Shipman** - Strength and Conditioning Coach (Third Season; Augusta University, 2013)

**Jason Wire** - Associate Athletic Trainer (15th Season; St. Cloud State, 2006)

## ROSTER BREAKDOWN

### BY POSITION

**RHP - 17** (Black, Booth, Davis, Gleason, Grant, Hungate, Ligon, Manell, McPherson, O'Leary, Pruitt, Schnoor, Siary, Simmons, Stone, Sullivan, Williams)

**LHP - 7** (Burns, Dotson, Fortenberry, Foster, Kohn, Loftin, Stevens)

**INF - 15** (Booth, Buckner, Chester, Cupp, Downs, Frei, Hines, Pulliam, Reese, Reeves, Sanders, Spalitta, Stallman, Stevens, Sullivan)

**OF - 8** (Chance, Davila, Downs, Hines, O'Brien, Pulliam, Sanders, Stevens)

**C - 5** (Davis, Highfill, Owen, Powell, Spalitta)

### BY CLASS

**FRESHMEN - 9** (Booth, Buckner, Burns, Davila, Foster, Gleason, McPherson, O'Leary, Stone)

**SOPHOMORES - 8** (Cupp, Dotson, Grant, O'Brien, Pulliam, Reese, Spalitta, Stevens)

**JUNIORS - 10** (Black, Davis, Fortenberry, Highfill, Loftin, Mannell, Pruitt, Sanders, Schnoor, Siary)

**SENIORS - 13** (Chance, Chester, Downs, Frei, Hines, Hungate, Kohn, Ligon, Owen, Reeves, Stallman, Sullivan, Williams)

**GRADUATES - 2** (Powell, Simmons)

### BY EXPERIENCE

**FRESHMEN - 10** (Booth, Buckner, Burns, Davila, Foster, Gleason, Grant, McPherson, O'Leary, Stone)

**SOPHOMORES - 8** (Cupp, Dotson, Highfill, O'Brien, Pulliam, Reese, Spalitta, Stevens)

**JUNIORS - 15** (Black, Chance, Davis, Fortenberry, Frei, Kohn, Loftin, Mannell, Owen, Pruitt, Sanders, Schnoor, Siary, Sullivan, Williams)

**SENIORS - 9** (Chester, Downs, Hines, Hungate, Ligon, Powell, Reeves, Simmons, Stallman)

### BY STATE

**MISSISSIPPI - 10** (Chance, Davis, Highfill, Hines, Loftin, Owen, Pulliam, Sanders, Schnoor, Siary)

**GEORGIA - 8** (Black, Cupp, Dotson, Foster, Frei, Grant, Stone, Williams)

**Tennessee - 4** (Buckner, Davila, Gleason, O'Leary)

**TEXAS - 4** (Burns, Fortenberry, Reese, Simmons)

**FLORIDA - 3** (Ligon, McPherson, Sullivan)

**ALABAMA - 2** (Booth, Kohn)

**IOWA - 2** (Downs, Stallman)

**LOUISIANA - 2** (O'Brien, Spalitta)

**CALIFORNIA - 1** (Stevens)

**INDIANA - 1** (Pruitt)

**KANSAS - 1** (Mannell)

**MISSOURI - 1** (Chester)

**OHIO - 1** (Powell)

**SOUTH CAROLINA - 1** (Reeves)

**VIRGINIA - 1** (Hungate)

## PRONUNCIATION GUIDE

Landis Davila	Duh-vi-lah
Gehrig Frei	Fry
Jake Gautreau	Go-TRO (long o)
Pico Kohn	Konn
Chris Lemonis	Luh-MOE-niss
Karson Ligon	LIG-in
Kevin Mannell	MUH-nell
JT Schnoor	S-newer
Evan Siary	Sea-air-EE
Steven Spalitta	Spuh-lee-tuh



## PROJECTED STARTERS

2025 statistics listed | Probable starters based on previous games

Pos.	Name	Elg.	B/T	Ht./Wt.	Avg.	H	HR	RBI	Notes
C	Ross Highfill	So.	R/R	6-0/200	.258	16	1	12	Started 17 games, 15 at catcher and two in right field; Leads the team and is tied for sixth in the SEC with eight steals.
1B	Hunter Hines	Sr.	L/R	6-3/210	.257	19	3	12	His 57 career homers ranks second among active D1 players.; Needs one more to match Bruce Castoria (1979-82) for No. 3 all-time at MSU.
2B	Gatlin Sanders	Jr.	L/R	5-11/175	.370	10	0	5	Has started 10-straight games at second base and has a hit in seven of those.
SS	Dylan Cupp	So.	R/R	6-0/180	.317	13	0	7	Sports a team-high 17 walks and .556 on-base percentage and has reached base in 14-consecutive games.
3B	Ace Reese	So.	R/R	6-3/205	.321	25	6	27	Leads the team and tied for ninth in the SEC in RBIs; Has reached base in 15-straight games and has eight multi-RBI games this season.
LF	Reed Stallman	Sr.	L/R	6-3/220	.310	13	5	17	Has started the most games (10) of the four players that have started in LF this season; Went 2-for-3 with a double, homer and three RBIs on Tuesday.
CF	Bryce Chance	Jr.	R/R	5-10/180	.301	22	3	9	One of two players who have started all 21 games; Can play all three outfield positions; Nickname is "Beans".
RF	Nolan Stevens	So.	L/L	6-3/210	.362	17	4	11	Two-way player has started 14 games in right field and also made two relief appearances on the mound this spring; Older brother, Grant, pitches for Oklahoma.
DH	Noah Sullivan	Jr.	R/R	6-1/225	.409	27	4	21	Has been the Bulldogs' DH in all 21 games and tops the team in hits and batting average; Also has two midweek starts on the mound.

## TEAM STATISTICAL RANKINGS



NCAA Category	Rank	Rank
<b>Batting</b>		
Base on Balls	99	56
Batting Average	27	48
Doubles	43	92
Doubles Per Game	60	98
Hit By Pitch	57	275
Hits	39	87
Home Runs	19	77
Home Runs Per Game	21	85
On Base Percentage	28	59
Runs Scored	55	93
Sacrifice Bunts	174	120
Sacrifice Flies	275	38
Scoring	68	96
Slugging Percentage	17	45
Stolen Bases	102	20
Stolen Bases Per Game	116	22
Triples	125	14
Triples Per Game	165	16
<b>Pitching</b>		
Earned Run Average	13	47
Hit Batters	265	183
Hits Allowed Per 9 Inn.	3	46
Shutouts	--	73
Strikeout-to-Walk Ratio	4	49
Strikeouts Per 9 Innings	2	21
WHIP	2	60
Walks Allowed Per 9 Inn.	26	90
<b>Miscellaneous</b>		
Double Plays Turned	260	109
Double Plays Per Game	281	121
Fielding Percentage	35	96
Triple Plays	--	--
W-L Percentage	66	10


National statistical rankings listed above will be updated prior to each weekend series and midweek games.





## PITCHING PROBABLES

### GAME 1



**#9 Pico Kohn** LHP  
6-4 | 200 | Verbena, Ala. | Chilton County HS

**2025:** 3-0, 3.03 ERA, 5 G/5 GS, 29.2 IP, 16 H, 10 ER, 5 BB, 43 SO  
**CAREER:** 6-3, 3.86 ERA, 35 G/15 GS, 95.2 IP, 77 H, 41 ER, 34 BB, 113 SO

**2025 SEASON**

- Earned Astros Foundation College Classic All-Tournament honors
- Talled career-high 11 strikeouts in back-to-back starts vs. Manhattan and Missouri State to start the season.
- Earned his first Friday night start in the season opener against Manhattan.

### 2025 GAME LOG

DATE	OPP.	DEC.	IP	H	R	ER	HR	BB	K	NP	ERA
2/14	Manhattan	W	*5.0	1	0	0	0	0	11	69	0.00
2/21	Missouri State	--	*6.1	4	1	1	0	0	11	86	1.42
2/28	vs. Rice	W	*6.1	4	3	2	1	2	6	93	2.84
3/7	Queens	W	*6.0	4	3	3	0	2	9	84	2.28
3/14	#11 Texas	--	*6.0	3	5	4	1	1	6	86	3.03
<b>TOTALS</b>			<b>29.2</b>	<b>16</b>	<b>12</b>	<b>10</b>	<b>2</b>	<b>5</b>	<b>43</b>	<b>418</b>	<b>3.03</b>

### GAME 2



**#35 Ben Davis** RHP  
6-3 | 215 | Booneville, Miss. | Booneville HS | Itawamba CC

**2025:** 1-1, 3.26 ERA, 7 G/2 GS, 19.1 IP, 11 H, 7 ER, 8 BB, 24 SO  
**CAREER:** 1-1, 3.26 ERA, 7 G/2 GS, 19.1 IP, 11 H, 7 ER, 8 BB, 24 SO

**2025 SEASON**

- Made first-career start vs. Queens on March 7, firing six innings and only surrendering one hit.
- Head coach Chris Lemonis says he has "turbo sink" on his pitches.
- Is also listed as a catcher but has yet to see action behind the plate for the Bulldogs this season. Was a two-way player in JUCO.

### 2025 GAME LOG

DATE	OPP.	DEC.	IP	H	R	ER	HR	BB	K	NP	ERA
2/14	Manhattan	--	2.0	1	0	0	0	0	4	19	0.00
2/18	at Southern Miss	--	3.0	2	0	0	0	0	4	37	0.00
2/22	Missouri State	--	1.0	1	1	1	0	1	2	24	1.50
2/25	Troy	L	2.1	1	1	1	1	0	5	38	2.16
3/2	vs. Oklahoma St.	--	2.1	2	1	1	0	1	3	44	2.53
3/7	Queens	W	*6.0	1	1	1	0	2	4	57	2.16
3/16	#11 Texas	--	*2.2	3	3	3	0	4	2	62	3.26
<b>TOTALS</b>			<b>19.1</b>	<b>11</b>	<b>7</b>	<b>7</b>	<b>1</b>	<b>8</b>	<b>24</b>	<b>281</b>	<b>3.26</b>

### GAME 3



**#31 Karson Ligon** RHP  
6-2 | 205 | Sarasota, Fla. | River View HS | Miami (Fla.)

**2025:** 2-2, 3.57 ERA, 5 G/5 GS, 17.2 IP, 16 H, 7 ER, 6 BB, 27 SO  
**CAREER:** 12-10, 4.68 ERA, 46 G/32 GS, 167.1 IP, 159 H, 87 ER, 79 BB, 152 SO

**2025 SEASON**

- Talled a season-high nine strikeouts in vs. Queens on March 9.
- The nine strikeouts against Queens were the most during his two seasons at MSU after transferring in from Miami (Fla.).
- He also logged five shutout frames vs. Queens.

### 2025 GAME LOG

DATE	OPP.	DEC.	IP	H	R	ER	HR	BB	K	NP	ERA
2/14	Manhattan	W	4.0	4	1	1	0	0	8	68	2.25
2/22	Missouri State	--	3.0	2	1	0	0	3	3	66	1.29
3/1	vs. Arizona	L	2.0	4	5	4	1	1	3	53	5.00
3/9	Queens	W	5.0	2	0	0	0	2	9	82	3.21
3/16	#11 Texas	L	3.2	4	2	2	1	0	4	61	3.57
<b>TOTALS</b>			<b>17.2</b>	<b>16</b>	<b>9</b>	<b>7</b>	<b>2</b>	<b>6</b>	<b>27</b>	<b>330</b>	<b>3.57</b>





## MSU RECORD WHEN...

	OVERALL	SEC
Overall	14-7	0-3
vs. Top-5 Teams	0-0	0-0
vs. Top-10 Teams	0-0	0-0
vs. Top-25 Teams	1-4	0-3
Non-Conference	14-4	0-0
SEC	0-3	0-3
At Home	11-4	0-3
On the Road	0-1	0-0
At Neutral Sites	3-2	0-0
In Day Games	10-6	0-3
In Night Games	4-1	0-0
vs. Teams .500 Or Better	5-7	0-3
vs. Teams Worse Than .500	9-0	0-0
vs. Left-Handed Starter	1-2	0-2
vs. Right-Handed Starter	13-5	0-1
When Starter Receives Decision	8-4	0-1
When Reliever Receives Decision	6-3	0-2
When Starter Goes 5+ Innings	6-1	0-1
When Starter Goes >5 Innings	8-6	0-2
When Scoring First	12-2	0-1
When Opponent Scores First	2-5	0-2
When Leading After 6 Innings	13-1	0-1
When Trailing After 6 Innings	1-4	0-1
When Tied After 6 Innings	0-2	0-1
When Leading After 8 Innings	9-0	0-0
When Trailing After 8 Innings	0-4	0-1
When Tied After 8 Innings	0-1	0-0
In One-Run Games	1-3	0-1
In Two-Run Games	2-2	0-1
In 5+ Run Games	10-0	0-0
Weekend Series W-L-T	3-1	0-1
Series Sweeps/Times Swept	2/1	0/1
When Scoring 0-2 Runs	1-2	0-1
When Scoring 3-5 Runs	2-3	0-1
When Scoring 6-9 Runs	5-2	0-1
When Scoring 10+ Runs	6-0	0-0
Shutouts/Times Shut Out	0/1	0/0
In Extra Innings	0-0	0-0
When Opponent Scores 4 Runs Or Less	14-2	0-1
When Opponent Scores 5 Runs Or More	0-3	0-2
When Out-Hitting Opponent	12-3	0-1
When Out-Hit by Opponent	0-1	0-1
When Hits Are Equal	1-3	0-1
When Hitting A Home Run	11-4	0-1
When Opponent Hits A Home Run	1-7	0-3
When Errorless	9-2	0-2
When Committing One Error	5-4	0-1
When Committing 2+ Errors	0-1	0-0
When Opponent is Errorless	2-2	0-1
When Opponent Commits One Error	8-6	0-2
When Opponent Commits 2+ Errors	3-0	0-0
Game 1 of Weekend	4-1	0-1
Game 2 of Weekend	3-2	0-1
Game 3 of Weekend	3-2	0-1
Monday	0-0	0-0
Tuesday	3-2	0-0
Wednesday	1-0	0-0
Thursday	0-0	0-0
Friday	5-1	0-1
Saturday	2-1	0-1
Sunday	3-2	0-1

## BIG GAME HUNTER

- Senior infielder Hunter Hines was named Pre-season First Team All-SEC First Basemen. The senior enters his fourth year with the Diamond Dawgs and is a three time All-American.
- Entering the year, Hines has hit 16 or more home runs in each of his first three seasons. He has 57 career home runs over his career in the Maroon and White.
- The 57 home runs are the second-most by an active player in the SEC and in the NCAA. Wyatt Henseler has 58 career homers between Penn and Texas A&M.
- The 57 home runs are the fourth-most in a career at Mississippi State. He is 10 homers away from tying Rafael Palmeiro (1983-85) for the top spot in school history.
- Following a homer against Queens on March 7, Hines now is only one homer away from tying Bruce Castoria (1979-82) for third all-time at MSU.
- Hines is also one RBI away from cracking the school's top 10 list in that category. He has driven in 181 career runs and would tie Tracy Echols (1986-87, 89-90) and Tanner Allen (2018-21) for ninth all-time the next time he drives in a run.
- During the 2023 season, Hines hit 22 home runs, the sixth-most in a single season history at State. He was the first 20+ homer player at MSU since Brent Rooker hit 23 in 2017.

### MSU CAREER HOME RUN LIST (1-4)

Rk.	Player	G	HRs
1.	Rafael Palmeiro (1983-85)	183	67
2.	Will Clark (1983-85)	175	61
3.	Bruce Castoria (1979-82)	202	58
4.	Hunter Hines (2022-Present)	189	57

### MSU CAREER RBI LIST (7-11)

Rk.	Player	G	RBIs
7.	Travis Chapman (1997-00)	248	202
8.	Will Clark (1983-85)	175	199
9.	Tracy Echols (1986-87, 89-90)	237	182
	Tanner Allen (2018-21)	210	182
11.	Hunter Hines (2022-Present)	189	181

- D1 Baseball ranked the top 50 first basemen this season and Hines was ranked as the 12th best firstbasemen coming into the 2025 season.
- Besides hitting for power, Hines has collected 196 hits in his career, the fifth-most by an active player in the SEC.
- Hines was also ranked as the 12th-best first basemen in the nation according to D1 Baseball.

## GOING DOWNTOWN

- Aaron Downs was homerless in his three previous seasons at Mississippi State (152 at bats). So far this spring, Downs has homered seven times in 45 at bats and leads the team in long balls and slugging percentage (.857).
- The senior outfielder from Pella, Iowa bolstered his power numbers against Queens where he had back-to-back two-homer games on March 8-9.

## EVEN STEVENS

- Mississippi State's Nolan Stevens will square off against his older brother, Grant, this weekend.
- Grant Stevens is a pitcher for Oklahoma where he made 18 appearances and nine starts last season in addition to being tabbed to the Big 12 All-Tournament team but has yet to pitch this season.
- Nolan Stevens is a two-way threat for the Diamond Dawgs. The sophomore right fielder/reliever has started 14 games in the field and ranks second on the team with a .362 batting average with four homers and 11 RBIs.
- Nolan Stevens has also made a pair of mid-week relief appearances out of the bullpen the past two weeks.

## DIAMOND DAWGS ARE DEALIN'

- Mississippi State's pitching staff is averaging

12.9 strikeouts per nine innings, the second-best mark in the nation.

- MSU holds a WHIP (Walks and Hits per inning pitched) of 1.05 which also ranks No. 2 nationally.
- The Bulldogs are limiting opponents to 5.98 hits per nine innings, the third-best mark in the country. On the season, MSU's pitching staff has held hitters to a .186 batting average against them.
- In the second series of the season, the Dawgs held Missouri State to a .136 batting average. State tallied 34 strikeouts in that three-game series. Everyone who pitched tallied a strikeout for State.
- Of the 21 pitchers that have taken the mound for the Bulldogs this season, 14 have made their MSU debuts.

## PULLIAM PLAYS TWO SPORTS

- Sophomore Ethan Pulliam divides his time between the baseball diamond and the football field. Pulliam is an infielder/outfielder for the Diamond Dawgs as well as a punter on the football team.
- Pulliam has appeared in seven games this season with one start in left field. The Starkville native is hitting .333 with a triple.
- He earned 20 starts as a true freshman last year making 16 starts at second base, three in right field and one as a designated hitter. He batted .227 with five doubles, one homer and 11 RBIs.
- Pulliam walked onto the football team in the spring of 2024. He did not appear in any games during the fall.
- Spring football practice has already started and Pulliam is practicing with the football team in the mornings and continue his duties with the Diamond Dawgs in the afternoon and evenings.

## FREE SHIRTS!

- Since his arrival at MSU, head coach Chris Lemonis has handed out a shirt to signify the top performance of each victory. Each shirt is numbered by victory and here is who they've went to:

Win	Student-Athlete, Position (# in 2025)
1	Pico Kohn, LHP (1)
2	Bryce Chance, OF (1)
3	Stone Simmons, RHP (1)
4	Pico Kohn, LHP (2)
5	Ace Reese, IF (1)
6	Chase Hungate, RHP (1)
7	Pico Kohn, LHP (3)
8	Noah Sullivan, DH (1)
9	Nate Williams, RHP (1)
10	Ben Davis, RHP (1)
11	Aaron Downs, LF (1)
12	Chase Hungate (2)
13	Ryan McPherson (1)

## STOPPER OF THE YEAR WATCH LIST

- Prior to the start of the season, Chase Hungate, was named to the NCBWA Stopper of the Year Watch List. This award is given to the top relief pitcher in NCAA Division I Baseball.
- Hungate transferred to State from the University of Virginia where he appeared in 30 games and posted a 7-2 record last season as a junior.
- Over his career, he has posted 17 wins and has appeared in 73 games. He has pitched 147 2/3 innings, with a career-high 63 innings coming his freshman season at VCU. He has tallied 109 strikeouts and has only issued 31 walks.
- This season, he leads the team with six appearances, all out of the bullpen.
- He has two of the Bulldogs' three saves this season.
- Hungate has only allowed three hits and has been limiting opponents to a .227 batting average.
- He has not walked a batter and has five strikeouts on the season.



- Hungate's 73 career appearances ranks third among active players in the SEC.

#### TWO-HITTER VS. MISSOURI STATE

- For the first time since March 13, 2021, the Diamond Dawgs pitching staff pitched a two-hitter.
- To close out the Missouri State series on Feb. 23, the Dawgs limited the Bears to only two hits. The pitching of Stone Simmons, Charlie Foster, Robert Fortenberry, Luke Dotson and Chase Hungate combined for the two-hitter.
- Prior to that game, the last time the Dawgs had a two-hitter was on March 13, 2021 against Eastern Michigan. Eric Cerantola, Preston Johnson, Cam Tuller and Carlisle Koestler were the pitching staff that limited Eastern Michigan to two hits in a 4-1 victory.

#### 20 K GAME

- The 20 punchouts against Troy on Feb. 25 was the most by the Dawgs this season. Every pitcher who pitched in the game for State recorded a strikeout.
- The 20 strikeouts by the Bulldogs was the most since fanning 20 against Texas in the College World Series on June 21, 2021.
- The 20 strikeouts by the Bulldogs pitching staff was the third-most in a single game at that point in the season. Indiana and Western Kentucky posted 21 each on opening weekend.
- Making his first start of the season, Jacob Pruitt paced the team as he tallied nine punchouts in four innings of work. The nine Ks for Pruitt was the most since March 1, 2024, when he tallied 11 strikeouts against Southern Miss when he was at Indiana State.
- The Diamond Dawgs nearly reached that tally again four days later when they struck out 18 against Arizona on March 1 in Houston as part of the Astros Foundation College Classic.

#### SULLIVAN NAMED PRESEASON ALL-AMERICAN

- One of the top-ranked two-way players, Noah Sullivan, has been named a preseason All-American by the NCBWA.
- Sullivan was named as a utility player after posting outstanding numbers at USC Upstate. Sullivan was 8-1 on the mound in 75 and 2/3 innings pitched. He didn't slow down at the plate as he hit .324 with 17 home runs and 56 RBIs.
- Last season, Sullivan was named as a First Team All-Big South as a utility player and second team All-Big South as a starting pitcher.
- He earned Big South Player of the Week and Starting Pitcher of the week honors during the season.
- According to D1 Baseball, Noah Sullivan was ranked as the No. 20 first basemen in the nation. He is joined by teammate Hunter Hines (No. 12) for this honor.
- This past week, Sullivan hit .667 (8-for-12) with a double, two homers and six RBIs across four games.
- Against Troy on Feb. 25, Sullivan hit his first home run of the season for the Dawgs. His homer was a grand slam that got the scoring started for MSU. The grand slam was the first for the Dawgs since Amani Larry's against Alabama on May 3, 2024.
- Sullivan has started every game at DH and leads the team with a .426 batting average and is second with 18 runs batted in.
- Not only is he collecting hits, but he is getting on base by walks and hit by pitches. He has 11 walks and five hit by pitches on the season and has a .571 on-base percentage.

#### BEST FANS IN THE LAND

- Mississippi State has the **BEST** fans in collegiate baseball, which showed during the 2024 season. The Dawgs averaged the most

fans in the nation drawing 10,903 per game. Over 11 home games at Dudy Noble this season, MSU is averaging 9,977 fans per game, the second-best mark in the nation.

- Mississippi State had 24 games during the 2024 season with 10,000+ fans in attendance, which was a single season school record. How many games in 2025, will the Diamond Dawgs end with over 10,000 fans?

#### MSU SEASONS WITH 10,000+ FANS

Rk.	Season	G
1.	2024	24
2.	2023	19
3.	2022	16
4.	2019	10
--	2025	10

- Over 2023 Super Bulldog Weekend, the Dawgs set the NCAA On-Campus Attendance Record as The Dude saw 16,423 fans into the stadium when the Diamond Dawgs took on Ole Miss on April 15, 2023.
- The Dawgs hold the top 15 marks in NCAA history for NCAA on-campus facilities. Dudy Noble Field holds 24 of the 25 largest crowds in NCAA history.

#### BIG LEAGUE TALENT

- Mississippi State is great at turning out major league talent, with 70 Diamond Dawgs reaching the highest level of the sport, but it is also great at keeping student-athletes on campus.
- During the 2024 MLB season, the Diamond Dawgs saw two players, Justin Foscoe and JT Ginn, get called up to the majors for the first time.
- Jake Mangum led the International League (AAA) in batting average as he hit .317 over the 2024 MiLB season.
- The 2024 MLB Draft saw 11 Diamond Dawgs get drafted. That was the most drafted by any school in the 2024 draft.
- Mississippi State has had 20 players drafted in the first round of the MLB Draft. The last player was Jurrangelo Cijntje when he was drafted 15th overall by the Seattle Mariners. MSU has had a first round pick five of the last six years.
- Following the 2024 season, Mangum (Rays) and Eric Cerantola (Royals) were added to the 40-man rosters of their respective teams.
- Since the 2020 MLB Draft, State has had 29 players drafted. During that span, KC Hunt (2022) did not sign and returned to Starkville.
- Since 2016, the Diamond Dawgs have had three or more players drafted in each draft. During this span, MSU had seven first round selections, including the highest drafted right-handed pitcher from State, Will Bednar, at No. 14 overall.

#### 2024 MLB DRAFT

- Mississippi State had the best MLB Draft of any college during 2024. MSU had 11 players selected, the most by any college in the nation.
- The 11 players picked tied a school record for players selected in a single draft.
- Out of the 11 players drafted, eight were pitchers, which set a new program record.
- Jurrangelo Cijntje became the 20th Bulldog selected in the first round, when he went 15th overall to the Seattle Mariners.
- Of the players drafted in the 2024 MLB Draft, five players were ranked in the Baseball American Top 30 prospect.

#### MLB SPRING BREAKOUT

- A total of 10 former players will represent the Diamond Dawgs in the MLB Spring Breakout from March 13-16 in the Grapefruit and Cactus Leagues.
- Colton Ledbetter (Rays), RJ Yeager (Cardinals), Khal Stephen (Blue Jays), Dakota Jordan (Giants), Will Bednar (Giants), David Mershon

## MISC. HITTING STATS

#### 2025 MULTI-HIT GAMES

PLAYER	2	3	4	5+	TOTAL
Ace Reese	6	2	-	-	8
Bryce Chance	6	1	-	-	7
Noah Sullivan	4	2	1	-	7
Aaron Downs	3	1	-	-	4
Ross Highfill	4	-	-	-	4
Dylan Cupp	4	-	-	-	4
Hunter Hines	2	2	-	-	4
Gehrig Frei	1	2	-	-	3
Nolan Stevens	1	2	-	-	3
Reed Stallman	1	2	-	-	3
Lukas Buckner	2	-	-	-	2
Sawyer Reeves	2	-	-	-	2
Gatlin Sanders	2	-	-	-	2
<b>TOTAL</b>	<b>39</b>	<b>13</b>	<b>1</b>	<b>-</b>	<b>53</b>

#### 2025 MULTI-RBI GAMES

PLAYER	2	3	4	5+	TOTAL
Ace Reese	5	2	1	-	8
Reed Stallman	2	2	1	-	5
Noah Sullivan	2	2	1	-	5
Nolan Stevens	2	2	-	-	4
Aaron Downs	1	1	1	1	4
Ross Highfill	2	-	1	-	3
Hunter Hines	1	1	1	-	3
Bryce Chance	2	-	-	-	2
Gehrig Frei	1	-	-	-	1
Joe Powell	-	1	-	-	1
Gatlin Sanders	1	-	-	-	1
Sawyer Reeves	1	-	-	-	1
Dylan Cupp	1	-	-	-	-
<b>TOTAL</b>	<b>21</b>	<b>11</b>	<b>6</b>	<b>1</b>	<b>39</b>

#### HITTING STREAKS

PLAYER	SEASON	CURRENT	CAREER
Ace Reese	11	3	11*
Sawyer Reeves	8	8	14*
Bryce Chance	7	1	11
Gatlin Sanders	6	1	6
Ross Highfill	6	-	6
Noah Sullivan	6	1	10*
Hunter Hines	5	1	12
Nolan Stevens	5	1	5
Gehrig Frei	5	1	13*
Dylan Cupp	4	2	4
Reed Stallman	4	2	6*
Aaron Downs	4	-	8
Lukas Buckner	3	-	3
Ethan Pulliam	2	-	3
Steven Spalitta	2	-	2
Michael O'Brien	1	-	1
Landis Davila	1	1	1
Joe Powell	1	1	8
Nate Chester	-	-	2

\* - indicates streaks from previous school

^ - indicates streak continued from the 2024 season

#### HOME RUNS

PLAYER	TOTAL	'25	'24	'23	'22	'21
Hunter Hines	57	3	16	22	16	--
Noah Sullivan	26	4	17*	2*	3*	--
Gehrig Frei	23	1	15*	7*	--	--
Reed Stallman	20	5	15*	--	--	--
Joe Powell	16	1	5	0	5*	5*
Ace Reese	13	6	7*	--	--	--
Bryce Chance	11	3	6	2	--	--
Ross Highfill	10	1	0	9	--	--
Sawyer Reeves	9	--	5*	4*	0*	--
Aaron Downs	7	7	0	0	0	--
Nolan Stevens	5	4	1	--	--	--
Ethan Pulliam	1	--	1	--	--	--

\* - indicates home runs from previous school





## BIG INNING FOR MISSISSIPPI STATE

Opponent	Date	Inn.	Runs	Res.
Manhattan (G1)	Feb. 14	3	6	W, 17-3
Rice	Feb. 28	7	8	W, 14-3
Oklahoma State	March 2	7	5	L, 9-7
Southern Miss	March 5	6	6	W, 18-3
Old Dominion (G3)	March 11	4	5	W, 9-4
Jackson State	March 18	1	7	W, 16-3

**Big inning = 5 or more runs**

(Angels), Cade Smith (Yankees), Jurrangelo Cijntje (Mariners) and Tyson Hardin (Brewers) have all been selected to participate in the 16-game event that pits some of the top prospects in each farm system against one another.

### UNI WATCH

- The old adage states, "look good, feel good." And, when you feel good you usually perform well. Below is a list of how MSU fared in each of its uniforms over the last three seasons:

Uniform	2023	2024	2025
Black Script State	5-4	9-3	3-2
White Script State	3-4	0-0	0-0
Maroon Script State	--	4-3	2-0
Maroon '85s	3-11	12-5	5-1
White '85s	4-2	10-4	3-2
Cream Script State	0-1	0-0	0-0
White Pinstripes	6-1	1-4	1-1
Gray Script State	3-2	3-2	0-1
Gray Pinstripes	3-1	1-2	0-0

### THE JUSTIN PARKER EFFECT

- Pitching Coach Justin Parker Effect was in full force during his first season at Mississippi State.
- In his first season at MSU, Parker decreased the Diamond Dawgs ERA by 2.84, lowered the walk total by 104 and increased the strikeouts by 101.
- Mississippi State had the fourth-best ERA in the SEC and the 13th best in the nation as they posted a 4.17 team ERA.
- MSU finished the season with 639 strikeouts, the ninth most in the nation.
- The duo of Jurrangelo Cijntje and Khal Stephen became the first duo to post 80+ innings, eight or more wins and 100+ strikeouts in a single season since 2019 when JT Ginn and Ethan Small accomplished that feat.

### D1 BASEBALL TOP 100 PROGRAMS

- In the fall of 2015, D1 Baseball presented their inaugural Top 100 Program rankings, which was described as an attempt to assess the overall health of each program in the current era. The list has been updated in 2017, 2019, 2021 and 2022.
- The 2024 Top 100 programs have come out for 2024 and the Diamond Dawgs came in at No. 8.
- This is the third-straight year the Dawgs have been in the top 10 of the D1 Baseball Top 100 programs. They have been ranked in the Top 25 every year.
- Below are Mississippi State's all-time rankings in the D1 Baseball Top 100 Programs:
  - 2015: No. 21
  - 2017: No. 16
  - 2019: No. 8
  - 2022: No. 3
  - 2024: No. 8

### D1 BASEBALL TOP 25 IMPACT FRESHMAN CLASS

- D1 Baseball announced their Top 25 Impact Freshman Class and the Diamond Dawgs came in at No. 22
- These rankings were assembled in collaboration with Prep Baseball's vice president for scouting, Shooter Hunt. After examining Prep Baseball's rankings from last spring, we incorporated our own observations from fall ball and our conversations with coaches to determine which freshmen are poised to make the biggest impacts in 2025.

### 2025 RON POLK RING OF HONOR

- The seventh group of inductees into the Ron Polk Ring of Honor is set to see their names unveiled this spring.
- The trio of Mitch Moreland, Ted Milton and Mike Proffitt will be enshrined on April 5 against South Carolina.

- The Ring of Honor is named after legendary head coach Ron Polk, who led the Bulldogs from 1976-97 and again from 2002-08. Affectionately referred to as the Godfather of Southeastern Conference baseball, Polk served 31 years as head coach in the league, including a stint at the University of Georgia (2000-01).
- The first SEC coach in any sport to reach 1,000 victories, Polk guided Mississippi State to six College World Series appearances and owned a 1,139-590 record with the Maroon and White. He totaled 1,373 career coaching victories, making eight total trips to Omaha.

### THE DUDE EFFECT

- It's been written about. It's been Tweeted about. It's been talked about. It's what has become known as The Dude Effect. If anyone had forgotten or doubted that the best home-field advantage in all of college baseball is inside the confines of Mississippi State's Dudy Noble Field. Opponents don't simply have to defeat the Diamond Dawgs. Visitors have to conquer the cowbell-crazed home crowd as well.
- Winning at home has been challenging for opponents when coming to The Dude. Since 1967, the Diamond Dawgs have won over 72-percent of their home games.
- Fans come and fill the stadium as 129 games have had crowds of 10,000 fans.
- In 2023, over Super Bulldog Weekend, the Dawgs set the NCAA On-Campus Attendance Record as The Dude saw 16,423 fans into the stadium when the Diamond Dawgs took on Ole Miss on April 15, 2023.
- The Diamond Dawgs have won 1,282 games at The Dude.
- Under Head Coach Chris Lemonis, the Dawgs are 143-56 (71.9%) at Dudy Noble Field.
- Coach Lemonis has guided the Dawgs to two seasons of 30 or more wins. The Diamond Dawgs won 37 games in 2019, the most at The Dude under Lemonis.

### OMADAWGS

- Did you know that the Diamond Dawgs are one of four programs in NCAA History to play in the NCAA Men's College World Series in six-straight decades?
- The Dawgs join Arizona State, Texas and Florida State as the only teams that have been to an MCWS for six decades.
- Mississippi State has advanced to Omaha 12 times in program history, with three appearances coming since 2018.
- The Omadawgs have one national championship (2021), a runner-up finish, and two third-place finishes in program history.
- The Dawgs have advanced to the MCWS in the 1970s, 1980s, 1990s, 2000s, 2010s, and 2020s. MSU went to the MCWS in 1971, 1979, 1981, 1985, 1990, 1997, 1998, 2007, 2013, 2018, 2019, and 2021.

### 2025 SEC BASEBALL TOURNAMENT

- With the 2025 season brings in a new format for the SEC Baseball Tournament.
- With the additions of Oklahoma and Texas into the SEC, the league office have announced that all 16 teams will participate in the leagues annual post-season tournament.
- The single-elimination format will be played from May 20-25 at the Hoover Met Stadium in Hoover, Alabama.



## STATE TO THE SHOW

### Diamond Dawgs Playing in Major League Baseball

Name (Yrs. at MSU)	Pos.	Organization
Justin Foscoe (2018-20)	IF	Texas Rangers
J.P. France (2018)	RHP	Houston Astros
Adam Frazier (2011-13)	IF	Pittsburgh Pirates
J.T. Ginn (2019-20)	RHP	Athletics
Kendall Graveman (2010-13)	RHP	Arizona Diamondbacks
Nathaniel Lowe (2016)	IF	Washington Nationals
Hunter Renfro (2011-13)	OF	Kansas City Royals
Brent Rooker (2014-17)	OF	Athletics
Chris Stratton (2010-12)	RHP	Kansas City Royals
Jordan Westburg (2018-20)	IF	Baltimore Orioles
Brandon Woodruff (2012-14)	RHP	Milwaukee Brewers

### Diamond Dawgs in Minor League Baseball

Name (Yrs. at MSU)	Pos.	Organization (Level)
Brooks Auger (2022-24)	RHP	Los Angeles Dodgers (R)
Will Bednar (2020-21)	RHP	San Francisco Giants (AA)
Eric Cerantola (2019-21)	RHP	Kansas City Royals (AAA)
Jurrangelo Cijntje (2023-24)	SHF	Seattle Mariners (R)
Gavin Collins (2014-16)	C/IF	St. Louis Cardinals (AAA)
Tyler Davis (2023-24)	LHP	Kansas City Royals (R)
Nate Dohm (2023-24)	RHP	New York Mets (R)
Jackson Frisoe (2021-22)	RHP	New York Yankees (A+)
Tyson Hardin (2023-24)	RHP	Milwaukee Brewers (A)
Houston Harding (2020-21)	LHP	Los Angeles Angels (AAA)
Colby Holcombe (2023-24)	RHP	Toronto Blue Jays (A)
Dakota Hudson (2014-16)	P	Los Angeles Angels (AAA)
Connor Hujak (2023-24)	OF	Tampa Bay Rays (A)
K.C. Hunt (2021-23)	RHP	Milwaukee Brewers (AA)
Kamren James (2020-22)	IF	Tampa Bay Rays (A+)
Preston Johnson (2021-22)	RHP	Baltimore Orioles (A+)
Dakota Jordan (2023-24)	OF	San Francisco Giants (A)
Rowdey Jordan (2018-21)	OF	New York Mets (AA)
Colton Ledbetter (2023)	OF	Tampa Bay Rays (A+)
Christian MacLeod (2020-21)	LHP	Minnesota Twins (AA)
Jake Mangum (2016-19)	OF	Tampa Bay Rays (AAA)
David Mershon (2023-24)	IF	Los Angeles Angels (AA)
Aaron Nixon (2023)	RHP	New York Yankees (A)
Konnor Pilkington (2016-18)	LHP	Washington Nationals (AAA)
Cam Schuelke (2024)	RHP	Cleveland Guardians (A)
Ethan Small (2016-19)	LHP	San Francisco Giants (AAA)
Landon Sims (2020-22)	RHP	Arizona Diamondbacks (A+)
Cade Smith (2021-23)	RHP	New York Yankees (A+)
Khal Stephen (2024)	RHP	Toronto Blue Jays (R)
Hunter Stovall	IF	Tampa Bay Rays (AA)
Logan Tanner (2020-22)	C	Cincinnati Reds (A+)
Andrew Walling (2022)	LHP	Philadelphia Phillies (AA)
Colby White (2019)	RHP	New York Yankees (AA)
R.J. Yeager (2022)	IF	St. Louis Cardinals (AA)

### Diamond Dawgs Coaching in Professional Baseball

Name (Yrs. at MSU)	Organization	Team (Level)
Travis Chapman (1997-2000)	New York Yankees	New York Yankees (MLB)

### Diamond Dawgs Working in Professional Baseball

Name (Yrs. at MSU)	Organization	Role
Jeff Brantley (1982-85)	Cincinnati Reds	Broadcaster
Will Clark (1983-85)	San Francisco Giants	Special Assistant
Carlisle Koestler (2020-21)	Texas Rangers	Supervisor of D.R. Pitching Development



## THE LAST TIME...

# - SEC Tournament | % - NCAA Regional | ^ - NCAA Super Regional | \$ - College World Series

### A MISSISSIPPI STATE TEAM...

Won 15+ Consecutive Games	17 - February 15-March 8, 2013
Won 10+ Consecutive Games	14 - February 23-March 16, 2019
Won 10+ Consecutive SEC Games	12 - April 30-May 25, 2016
Won 5+ Consecutive SEC Games	5 - April 30-May 8, 2021
Lost 5+ Consecutive Games	7 - April 27-May 12, 2023
Lost 5+ Consecutive SEC Games	7 - April 27-May 12, 2023
Swept a Three-Game Series	Queens; March 7-9, 2025
at Home	Queens; March 7-9, 2025
on The Road	at Alabama; May 20-22, 2021
Swept a Non-Conference Three-Game Series	Queens; March 7-9, 2025
at Home	Queens; March 7-9, 2025
on The Road	at Hawaii-Hilo; 1985
Swept a Three-Game SEC Series	Auburn; April 19-21, 2024
at Home	Auburn; April 19-21, 2024
on The Road	at Alabama; May 20-22, 2021
Was Swept in a Three-Game Series	Texas; March 14, 16, 2025
at Home	Texas; March 14, 16, 2025
on The Road	at Tennessee; April 27-29, 2023
Was Swept in a Three-Game Non-Conference Series	at Southern Miss; February 16-18, 2018
at Home	Southeastern Louisiana; February 26-28, 2010
on The Road	at Southern Miss; February 16-18, 2018
Was Swept in a Three-Game SEC Series	Texas; March 14, 16, 2025
at Home	Texas; March 14, 16, 2025
on The Road	at Tennessee; April 27-29, 2023
Played An Extra-Inning Game	W, 4-3 (8 Innings) - Auburn; April 21, 2024
Won An Extra-Inning Game	W, 9-5, (10 Innings) - at Samford; March 26, 2024
Lost An Extra-Inning Game	L, 10-9 (12 Innings) - at Ole Miss; April 13, 2024
Played Consecutive Extra-Inning Games	May 4-5, 2018; at Alabama, W, 14-12 (10 innings) and L, 3-4 (10 innings)
Won Consecutive Games in Extra-Inning	May 10-11, 2014; Tennessee, W, 1-0 (10 innings) and W, 4-3 (12 innings)
Won on a Walk-Off	W, 5-2, vs. St. John's; May 31, 2024 %
Dakota Jordan 3-R HR the 10th inning	
Won Consecutive Games Via A Walk-Off	April 12 & 14, 2022; UAB, W, 6-5 and Auburn W, 7-6
Kamren James RBI sac fly in the tenth inning (UAB)	
Luke Hancock RBI walk in the ninth inning (Auburn)	

### A MISSISSIPPI STATE OFFENSE...

Scored 30+ Runs	.32 - Jackson State; April 29, 1988
Scored 25+ Runs	.27 - Alcorn State; April 20, 2010
Scored 20+ Runs	.21 - Grambling; April 4, 2023
Scored 15+ Runs	.17 - Manhattan (G1); Feb. 14, 2025
Scored 10+ Runs In An Inning	13 - Jackson State (3rd); Feb. 27, 2024
Scored 9+ Runs In An Inning	13 - Jackson State (3rd); Feb. 27, 2024
Scored 8+ Runs In An Inning	8 - Rice (7th); Feb. 28, 2025
Had 30+ Hits	30 - Kentucky; April 30, 1989
Had 25+ Hits	.26 - Little Rock; February 28, 1999
Had 20+ Hits	.20 - Southern Miss; March 5, 2025
Had 20+ Hits in Back-to-Back Games	Auburn (20, 21); March 23-24, 2019
Had 6+ Home Runs	6 - UT Martin; April 5, 2022
Had 5+ Home Runs	5 - Southern Miss; March 5, 2025
Hit Back-To-Back Home Runs	3rd Inning, Noah Sullivan (Solo)/Nolan Stevens (Solo) - Southern Miss; March 5, 2025
Hit Back-To-Back-To-Back Home Runs	3rd Inning, Kellum Clark (2R HR)/Brad Cumbest (Solo)/RJ Yeager (Solo) - Southern; March 23, 2022
Had 3+ Triples	.3 - Southern Cal; March 14, 2004
Had 8+ Doubles	8 - Auburn; March 24, 2019
Had 7+ Doubles	7 - UAB; April 20, 2021
Had 6+ Doubles	6 - Old Dominion; March 11, 2025
Had 10+ Walks	.10 - Memphis; March 19, 2024
Had 9+ Stolen Bases	10 - Arkansas-Pine Bluff; March 18, 2017
Had 8+ Stolen Bases	10 - Arkansas-Pine Bluff; March 18, 2017
Didn't Strikeout in a Game	Grambling; April 4, 2023
Had Two or Fewer Strikeouts	0 - Grambling; April 4, 2023
Was Shut Out	at Southern Miss (0-3); Feb. 18, 2025
at Home	Long Beach State (0-3); February 18, 2022
on The Road	at Southern Miss (0-3); Feb. 18, 2025
Back-To-Back Games	Auburn (0-5, 0-4); March 27-28, 2015
Three-Straight Games	vs. Southern Miss (0-3); March 24, 2015 and Auburn (0-5, 0-4); March 27-28, 2015

### A MISSISSIPPI STATE DEFENSE...

Turned 5+ Double Plays	5 - San Diego; March 8, 2015
Turned 4+ Double Plays	5 - San Diego; March 8, 2015
Turned 3+ Double Plays	.3 - vs. St. John's; June 2, 2024 %
Turned A Triple Play	Auburn-Montgomery; March 9, 1991
Had 5+ Errors	5 - at Vanderbilt; March 18, 2011
Had 4+ Errors	4 - at Southern Miss; Feb. 18, 2025
Threw Out 3 Base Runners	3 - Logan Tanner; Tulane; February 26, 2021



## THE LAST TIME...

# - SEC Tournament | % - NCAA Regional | ^ - NCAA Super Regional | \$ - College World Series

### MISSISSIPPI STATE PITCHING STAFF...

Threw a No-Hitter . . . . .	Jackson Fristoe (6 IP), Landon Sims (1 IP), Mikey Tepper (1 2/3 IP), Cam Tullar (1/3 IP); Kent State, March 7, 2021
Held Opponent To 1 Hit . . . . .	at Texas A&M; May 3, 2019
Held Opponent To 2 Hits . . . . .	Missouri State; Feb. 23, 2025
Struck Out 25+ Batters . . . . .	.26 - at LSU; 1909
Struck Out 20+ Batters . . . . .	20 - Troy; Feb. 25, 2025
Struck Out 15+ Batters . . . . .	15 - vs. Jackson State; March 18, 2025
Did Not Issue A Walk . . . . .	Manhattan (G2); Feb. 14, 2025
Shut Out An Opponent . . . . .	Alcorn State (11-0); April 16, 2024
at Home . . . . .	Alcorn State (11-0); April 16, 2024
on The Road . . . . .	at Ole Miss (8-0); April 12, 2024
Neutral Site Game . . . . .	vs. Vanderbilt (9-0); June 30, 2021 \$
Postseason Game . . . . .	vs. Vanderbilt (9-0); June 30, 2021 \$
Back-To-Back Shutouts . . . . .	.2021 (Kent State, March 7 [13-0]; Grambling, March 9 [10-0] and Louisiana-Lafayette, March 10 [4-0])
Three-Straight Shutouts . . . . .	.2021 (Kent State, March 7 [13-0]; Grambling, March 9 [10-0] and Louisiana-Lafayette, March 10 [4-0]; Eastern Michigan, March 12 [14-0])
Four-Straight Shutouts . . . . .	.2021 (Kent State, March 7 [13-0]; Grambling, March 9 [10-0] and Louisiana-Lafayette, March 10 [4-0]; Eastern Michigan, March 12 [14-0])
Shut Out An SEC Opponent . . . . .	vs. Vanderbilt (9-0); June 30, 2021 \$
At Home . . . . .	Alabama (6-0); April 12, 2019
On The Road . . . . .	at Alabama (7-0); May 21, 2021
Neutral Site . . . . .	vs. Vanderbilt (9-0); June 30, 2021 \$

### A MISSISSIPPI STATE BATTER HAD...

Hit for the Cycle . . . . .	Brad Freeman; South Alabama, February 17, 1998
Walk-Off Hit . . . . .	Dakota Jordan (3R HR); vs. St. John's; May 31, 2024 %
8+ At-Bats . . . . .	8 - Jordan Westburg, Tanner Allen & Rowdey Jordan vs. LSU, May 22, 2019 #
6+ Hits . . . . .	6 - Adam Frazier; at Virginia, June 8, 2013
5+ Hits . . . . .	.5 - Dakota Jordan; vs. St. John's, June 2, 2024 %
4+ Hits . . . . .	4 - Noah Sullivan; Southern Miss, March 5, 2025
2+ Hits In An Inning . . . . .	David Mershon (1B, 1B; 6th Inning); at Ole Miss, April 12, 2024
5+ Runs . . . . .	.5 - Jon Knott; Little Rock, February 28, 1999
4+ Runs . . . . .	4 - Bryce Chance; Southern Miss, March 5, 2025
3+ Doubles . . . . .	.3 - Justin Foscue; Georgia, April 26, 2019
2+ Triples . . . . .	.2 - C.T. Bradford; at Arizona, March 9, 2014
3+ Home Runs . . . . .	.3 - Joe Powell; North Alabama, May 14, 2024
2+ Home Runs . . . . .	.2 - Aaron Downs; Queens, March 9, 2025
Consecutive two-homer games . . . . .	.1 - Aaron Downs; Queens, March 8-9, 2025
Inside-The-Park Home Run . . . . .	.Cody Brown; vs. Kentucky, April 7, 2017
Pinch Hit Home Run . . . . .	Aaron Downs; vs. Rice, Feb. 28, 2025
Leadoff Home Run (Top or bottom of 1st inning) . . . . .	Gehrig Frei (Bottom 1st); Missouri State, Feb. 23, 2025
Walk-Off Home Run . . . . .	Dakota Jordan (3R HR); vs. St. John's; May 31, 2024 %
Hit a Grand Slam . . . . .	Noah Sullivan; Troy, Feb. 25, 2025
Multiple Grand Slams . . . . .	.Never
A Pinch-Hit Grand Slam . . . . .	.Never
10+ RBIs . . . . .	.11 - Jason Nappi; at UAB, March 18, 2008
9+ RBIs . . . . .	.9 - Ryan Duffy; vs. Jackson State, April 6, 2010
8+ RBIs . . . . .	.8 - Brent Rooker; vs. Indiana State, February 24, 2017
7+ RBIs . . . . .	.7 - Kellum Clark vs. Princeton, March 11, 2022
10+ Total Bases . . . . .	.13 - Joe Powell; North Alabama, May 14, 2024
4+ Walks . . . . .	.4 - Logan Kohler; Evansville, March 10, 2024
3+ Walks . . . . .	.3 - Sawyer Reeves; vs. Jackson State, March 18, 2025
4+ Stolen Bases . . . . .	.4 - David Mershon; LSU, March 17, 2024
3+ Stolen Bases . . . . .	.3 - Amani Larry; Nicholls, March 14, 2023
Stole Home . . . . .	Connor Hujisak; Samford, March 28, 2023
4+ Hit By Pitches . . . . .	.4 - Rowdey Jordan; at Auburn, April 11, 2021
3+ Hit By Pitches . . . . .	.4 - Rowdey Jordan; at Auburn, April 11, 2021

### A MISSISSIPPI STATE PITCHER HAD...

A Perfect Game . . . . .	J.T. Peatross; Mississippi College (1-0), 1918
A No-Hitter . . . . .	Jackson Fristoe (6 IP), Landon Sims (1 IP), Mikey Tepper (1 2/3 IP), Cam Tullar (1/3 IP); Kent State, March 7, 2021
A Complete Game No-Hitter . . . . .	Gene Morgan (7 IP); at Hawaii-Hilo (2-0), April 6, 1985
A Complete Game (9 Inn.) . . . . .	Jacob Billingsley; at Southern Miss (8-1), June 6, 2017 %
A Complete Game (7 Inn.) . . . . .	JT Ginn; at Texas A&M-1 (0-1), May 4, 2019
Complete-Game 1-Hitter . . . . .	.Unknown
Complete-Game 2-Hitter . . . . .	Ricky Bowen; vs. Ole Miss, March 16, 2008
Consecutive Complete Games . . . . .	Dakota Hudson; 2016 (at Auburn (4-0), May 13 and Arkansas (7-0), May 19)
A Complete-Game Shutout . . . . .	Dakota Hudson; vs. Arkansas (7-0), May 19, 2016
at Home . . . . .	Dakota Hudson; vs. Arkansas (7-0), May 19, 2016
on The Road . . . . .	Dakota Hudson; at Auburn (4-0), May 13, 2016
SEC Game . . . . .	Dakota Hudson; vs. Arkansas (7-0), May 19, 2016
as a Freshman . . . . .	Scott Tanksley; vs. Mississippi College (6-0), April 20, 1993
Postseason Game . . . . .	B.J. Wallace; vs. Nicholls State (1-0), May 21, 1992 %
17+ Strikeouts . . . . .	.17 - Chris Stratton; at LSU, March 16, 2012
15+ Strikeouts . . . . .	.15 - Will Bednar; vs. Texas, June 20, 2021 \$
10+ Strikeouts . . . . .	.11 - Pico Kohn; Missouri State, Feb. 21, 2025
Recorded Two Saves In One Day . . . . .	Trevor Fitts; vs. Marshall and Alabama A&M, February 22, 2015

## 2025 HONORS TRACKER

### Hunter Hines, IF/OF

D1Baseball 2025 MLB Draft Top 250 Prospects (No. 161)  
Perfect Game Top 75 Seniors (No. 5)  
D1 Baseball Top 50 1st Baseman: Preseason 2025 (No. 12)  
Preseason All-SEC 1st Team (1B)

### Ross Highfill, C

D1Baseball 2025 MLB Draft Top 250 Prospects (No. 92)  
D1 Baseball Top 50 Catchers: Preseason 2025 (No. 24)

### Ace Reese, IF

Perfect Game 2026 MLB Draft Board: Top 150 (No. 83)  
Perfect Game Top 100 Collegiate Sophomores (No. 62)

### Dylan Cupp, IF

Perfect Game 2026 MLB Draft Board: Top 150 (No. 113)  
Perfect Game Top 101 Collegiate Sophomores (No. 80)

### Charlie Foster, LHP

Perfect Game 2027 MLB Draft Board: Top 75 (No. 55)

### Noah Sullivan, DH/RHP

D1 Baseball Top 50 1st Basemen: Preseason 2025 (No. 20)  
NCBWA Preseason All-America Teams: (1st Team - Utility)

### Sawyer Reeves, IF

D1 Baseball Top 50 2nd Basemen: Preseason 2025 (No. 36)

### Pico Kohn, LHP

D1 Baseball Top 150 Starting Pitchers: Preseason 2025 (No. 33)  
D1Baseball 2025 MLB Draft Top 250 Prospects (No. 113)

### Karson Ligon, RHP

D1 Baseball Top 150 Starting Pitchers: Preseason 2025 (No. 100)

### Chase Hungate, RHP

D1 Baseball Top 100 Relief Pitchers: Preseason 2025 (No. 23)  
2025 Preseason Stopper of the Year Watch List

### Jacob Pruitt, RHP

D1Baseball 2025 MLB Draft Top 250 Prospects (No. 152)



## SEC UPDATE

### Standings (as of Thursday, March 21)

	SEC	Pct.	GB	All	Pct.	H	A	N	T25	T10	L10	Strk
Alabama	4-0	1.000	-	22-1	.957	14-1	5-0	3-0	7-0	1-0	9-1	W6
LSU	3-0	1.000	.5	21-1	.955	17-1	0-0	4-0	0-0	0-0	10-0	W16
Texas	3-0	1.000	.5	17-2	.895	9-1	3-0	5-1	4-0	0-0	9-1	L1
Tennessee	3-1	.750	1.0	20-2	.909	17-1	0-1	3-0	4-1	3-1	8-2	L2
Arkansas	2-1	.667	1.5	20-2	.909	16-0	2-1	2-1	4-1	0-0	9-1	W4
Auburn	2-1	.667	1.5	17-4	.810	13-3	0-1	4-0	4-1	1-0	7-3	W2
Georgia	2-1	.667	1.5	21-2	.913	16-1	3-1	2-0	2-1	0-0	9-1	W1
Oklahoma	2-1	.667	1.5	18-2	.900	13-0	2-2	3-0	2-1	2-0	8-2	W2
Vanderbilt	2-2	.500	2.0	17-5	.773	13-0	3-3	1-2	2-3	0-0	8-2	W2
Kentucky	1-2	.333	2.5	14-5	.737	8-2	6-3	0-0	1-2	1-2	6-4	L2
Ole Miss	1-2	.333	2.5	15-5	.750	13-2	0-1	2-2	4-4	2-3	6-4	L3
South Carolina	1-2	.333	2.5	17-5	.773	14-3	2-1	1-1	1-5	1-5	8-2	W1
Florida	0-3	.000	3.5	18-5	.783	16-1	2-4	0-0	1-3	1-3	7-3	W2
Mississippi State	0-3	.000	3.5	14-7	.667	11-4	0-1	3-2	1-6	0-3	7-3	W1
Missouri	0-3	.000	3.5	8-11	.421	5-4	0-4	3-3	0-3	0-3	4-6	L4
Texas A&M	0-4	.000	4.0	11-10	.524	10-7	0-1	1-2	0-5	0-0	5-5	L1

### Schedule/Results

*all times central*

#### Tuesday, March 18

East Tennessee State 7, at #1 Tennessee 6 (10 inn.)  
at #6 Florida 16, Jacksonville 4 (7 inn.)  
Murray State 5, at #24 Kentucky 4  
South Carolina 4, Coll. of Charleston 3 (Sagra Park - Columbia, S.C.)  
at #10 Alabama 6, South Alabama 5 (10 inn.)  
at #3 Arkansas 4, Oral Roberts 1  
at #16 Auburn 13, Alabama State 9  
#19 Southern Miss 6, #18 Ole Miss 2 (Pearl, Miss.)  
at Mississippi State 16, Jackson State 3 (7 inn.)  
at Texas A&M 17, Texas A&M Corpus Christi 7 (7 inn.)  
at #14 Vanderbilt 13, Belmont 2 (7 inn.)  
at #2 LSU 11, New Orleans 1 (7 inn.)  
at #8 Oklahoma 7, UT Arlington 6  
UTSA 8, #5 Texas 7 (12 inn.)

#### Wednesday, March 19

at #3 Arkansas 16, Oral Roberts 0 (7 inn.)  
at #6 Florida 14, Florida A&M 4 (7 inn.)

#### Thursday, March 20

\*at #14 Vanderbilt 5, Texas A&M 3  
\*at #10 Alabama 6, #1 Tennessee 5

#### Friday, March 21

\*#16 Auburn at #24 Kentucky – 5:30 p.m. [SECN+]  
\*#3 Georgia at #6 Florida – 5:30 p.m. [SECN+]

\*#1 Tennessee at #10 Alabama – 6 p.m. [SECN+]  
\*#18 Ole Miss at Missouri – 6 p.m. [SECN+]  
\*Texas A&M at #14 Vanderbilt – 6 p.m. [SECN+]  
\*South Carolina at #3 Arkansas – 6:30 p.m. [SECN+]  
\*Mississippi State at #8 Oklahoma – 6:30 p.m. [SECN+]  
\*#2 LSU at #5 Texas – 7 p.m. [SECN]

#### Saturday, March 22

\*#3 Georgia at #6 Florida – 11 a.m. [SECN]  
\*#1 Tennessee at #10 Alabama – 1 p.m. [SECN+]  
\*#16 Auburn at #24 Kentucky – 1 p.m. [SECN+]  
\*South Carolina at #3 Arkansas – 2 p.m. [SECN+]  
\*Texas A&M at #14 Vanderbilt – 2 p.m. [SECN+]  
\*#18 Ole Miss at Missouri – 4 p.m. [SECN+]  
\*Mississippi State at #8 Oklahoma – 4 p.m. [SECN+]  
\*#2 LSU at #5 Texas – 6 p.m. [SECN+]

#### Sunday, March 23

\*#3 Georgia at Florida – 12 p.m. [SECN+]  
\*#16 Auburn at #24 Kentucky – 1 p.m. [SECN]  
\*South Carolina at #3 Arkansas – 2 p.m. [SECN+]  
\*#2 LSU at #5 Texas – 2 p.m. [SECN+]  
\*Mississippi State at #8 Oklahoma – 2 p.m. [SECN+]  
\*#18 Ole Miss at Missouri – 4 p.m. [SECN]

## WEEK-BY-WEEK POLLS

Week	BA	D1	BW	PG	USA	RPI
Preseason	18	18	19	RV	19	--
Week 1	16	18	17	RV	--	--
Week 2	15	18	16	NR	16	--
Week 3	22	NR	16	NR	NR	108
Week 4	22	NR	24	NR	NR	83
Week 5	NR	NR	NR	NR	NR	85

BA - Baseball America, D1 - D1Baseball, BW - National Collegiate Baseball Writers Association, PG - Perfect Game, USA - USA Today Coaches Poll, RPI - NCAA RPI

(--)- No poll/RPI released by the publication.

## IN THE POLLS

Baseball America		D1Baseball		NCBWA		Perfect Game		USA Today/Coaches	
1. Tennessee	20-0	1. Tennessee	20-0	1. Tennessee	20-0	1. Tennessee	20-0	1. Tennessee	20-0
2. <b>LSU</b>	<b>20-1</b>	2. <b>LSU</b>	<b>20-1</b>	2. <b>LSU</b>	<b>20-1</b>	2. <b>LSU</b>	<b>20-1</b>	2. <b>LSU</b>	<b>20-1</b>
3. Arkansas	18-2	3. Arkansas	18-2	3. Arkansas	18-2	3. Georgia	21-2	3. Arkansas	18-2
4. Florida State	18-1	4. Georgia	21-2	4. Florida State	18-1	4. Clemson	19-2	4. Florida State	18-1
5. <b>Texas</b>	<b>17-1</b>	5. Florida State	18-1	5. Georgia	21-2	5. Florida State	18-1	5. Georgia	21-2
6. Georgia	21-2	6. Oregon State	15-3	6. <b>Florida</b>	<b>16-5</b>	6. <b>Texas</b>	<b>17-1</b>	6. Clemson	19-2
7. Clemson	19-2	7. Clemson	19-2	7. Clemson	19-2	7. Arkansas	18-2	7. <b>Texas</b>	<b>17-1</b>
8. <b>Florida</b>	<b>16-5</b>	8. <b>Texas</b>	<b>17-1</b>	8. North Carolina	16-4	8. <b>Oklahoma</b>	<b>18-2</b>	8. Oregon State	15-3
9. <b>Oklahoma</b>	<b>17-2</b>	9. Oregon	17-4	9. <b>Texas</b>	<b>17-1</b>	9. Oregon State	15-3	9. Oregon	17-2
10. <b>Alabama</b>	<b>20-1</b>	10. <b>Oklahoma</b>	<b>17-2</b>	10. Oregon State	15-3	10. <b>Florida</b>	<b>16-5</b>	9. <b>Oklahoma</b>	<b>17-2</b>
11. Oregon State	15-3	11. Wake Forest	18-3	11. Oregon	17-4	11. <b>Alabama</b>	<b>20-1</b>	11. <b>Florida</b>	<b>16-5</b>
12. Wake Forest	18-3	12. <b>Alabama</b>	<b>20-1</b>	12. <b>Oklahoma</b>	<b>18-2</b>	12. Wake Forest	18-3	12. <b>Alabama</b>	<b>20-1</b>
13. Oregon	17-4	13. <b>Florida</b>	<b>16-5</b>	13. Wake Forest	18-3	13. West Virginia	16-1	13. Wake Forest	18-3
14. Stanford	15-3	14. Stanford	15-3	14. Vanderbilt	15-5	14. Oregon	17-4	14. Stanford	15-3
15. Louisville	16-3	15. Dallas Baptist	14-5	15. UC Santa Barbara	15-4	15. Stanford	15-3	15. North Carolina	16-4
16. North Carolina	16-4	16. Louisville	16-3	16. <b>Alabama</b>	<b>20-1</b>	16. Coastal Carolina	15-5	16. <b>Auburn</b>	<b>16-4</b>
17. <b>Auburn</b>	<b>16-4</b>	17. North Carolina	16-4	17. Virginia	12-6	17. Dallas Baptist	14-5	17. Dallas Baptist	14-5
18. Vanderbilt	15-5	18. <b>Ole Miss</b>	<b>15-4</b>	18. <b>Troy</b>	<b>15-5</b>	18. <b>Auburn</b>	<b>16-4</b>	18. Ole Miss	15-4
19. <b>Ole Miss</b>	<b>15-4</b>	19. <b>Southern Miss</b>	<b>14-6</b>	19. Dallas Baptist	14-5	19. <b>Arizona</b>	<b>15-4</b>	19. Vanderbilt	15-5
20. UC Irvine	14-5	20. <b>Auburn</b>	<b>16-4</b>	20. West Virginia	16-1	20. Vanderbilt	15-5	20. Louisville	16-3
21. Dallas Baptist	14-5	21. UC Santa Barbara	13-3	21. <b>Southern Miss</b>	<b>14-6</b>	21. Virginia	12-6	21. UC Santa Barbara	15-4
22. Virginia	12-6	22. Vanderbilt	15-5	22. Kansas	17-3	22. Louisville	16-3	22. Virginia	12-6
23. <b>Arizona</b>	<b>15-4</b>	23. Virginia	12-6	23. Stanford	15-4	23. North Carolina	16-4	23. <b>Southern Miss</b>	<b>14-6</b>
24. Kentucky	14-4	24. Coastal Carolina	15-5	24. <b>Ole Miss</b>	<b>15-4</b>	24. UCLA	16-4	24. West Virginia	16-1
25. West Virginia	16-1	25. <b>Troy</b>	<b>15-5</b>	25. <b>Auburn</b>	<b>16-4</b>	25. UCF	15-4	25. Coastal Carolina	15-5

2025 Scheduled Opponents in Bold



## 2025 HOME RUN TRACKER

No.	Player	Game	Date	Opponent	Pitcher	On Base	Inn.	Outs	Count	Score	Final
1.	Ace Reese	1	Feb. 14	Manhattan	Craska	0	3	1	2-2	8-0	17-3
2.	Hunter Hines	1	Feb. 14	Manhattan	Craska	1	3	1	2-0	9-0	17-3
3.	Aaron Downs	1	Feb. 14	Manhattan	Brown	2	4	1	0-1	14-0	17-3
4.	Reed Stallman	2	Feb. 14	Manhattan	Smoot	2	7	1	2-1	10-1	13-1
5.	Nolan Stevens	3	Feb. 16	Manhattan	Castelluccio	1	6	1	0-0	3-1	5-1
6.	Reed Stallman	6	Feb. 22	Missouri State	Holmes	0	5	0	0-2	1-1	9-3
7.*	Gehrig Frei	7	Feb. 23	Missouri State	Charlton	0	1	0	0-0	0-0	6-4
8.	Aaron Downs	7	Feb. 23	Missouri State	Charlton	0	4	0	0-1	1-1	6-4
9.	Hunter Hines	7	Feb. 23	Missouri State	Knight	0	5	0	1-2	3-1	6-4
10.	Ace Reese	7	Feb. 23	Missouri State	Ferguson	1	6	2	0-0	4-1	6-4
11.	Noah Sullivan	8	Feb. 25	Troy	Stewart	3	5	1	3-1	5-0	5-6
12.	Aaron Downs	9	Feb. 28	Rice	Keo	0	7	0	2-1	6-3	14-3
13.	Nolan Stevens	9	Feb. 28	Rice	Keo	1	7	0	0-2	7-3	14-3
14.	Ace Reese	9	Feb. 28	Rice	Ben-Shoshan	1	7	0	2-2	12-3	14-3
15.	Ace Reese	10	March 1	Arizona	Kramkowski	0	1	2	1-2	0-2	5-6
16.	Ace Reese	10	March 1	Arizona	Kramkowski	0	4	1	0-1	1-5	5-6
17.	Bryce Chance	11	March 2	Oklahoma State	Watkins	0	1	1	0-1	0-0	7-9
18.	Reed Stallman	11	March 2	Oklahoma State	Watkins	0	4	1	1-1	1-6	7-9
19.	Reed Stallman	11	March 2	Oklahoma State	Wech	2	7	2	3-2	4-9	7-9
20.	Bryce Chance	12	March 5	Southern Miss	Sunstrom	0	1	1	0-0	0-0	18-3
21.	Noah Sullivan	12	March 5	Southern Miss	Best	0	3	1	0-0	2-2	18-3
22.	Nolan Stevens	12	March 5	Southern Miss	Best	0	3	1	0-1	3-2	18-3
23.	Nolan Stevens	12	March 5	Southern Miss	Long	1	5	2	3-1	10-2	18-3
24.	Ace Reese	12	March 5	Southern Miss	Richardson	2	6	1	1-0	14-3	18-3
25.	Noah Sullivan	13	March 7	Queens	Jurecka	0	5	0	0-0	4-1	9-3
26.	Hunter Hines	13	March 7	Queens	Jurecka	0	5	1	1-0	5-1	9-3
27.	Aaron Downs	14	March 8	Queens	Quezada	1	4	2	1-0	4-1	10-2
28.	Aaron Downs	14	March 8	Queens	Brown	1	6	0	2-0	7-1	10-2
29.	Bryce Chance	14	March 8	Queens	Brown	1	6	2	1-1	9-1	10-2
30.	Aaron Downs	15	March 9	Queens	Ruller	0	2	0	1-1	2-0	9-3
31.	Aaron Downs	15	March 9	Queens	Ruller	0	3	0	0-1	6-0	9-3
32.	Noah Sullivan	18	March 14	Texas	Spencer	0	2	0	1-0	1-2	7-8
33.	Ross Highfill	18	March 14	Texas	Spencer	2	2	1	0-0	4-2	7-8
34.	Reed Stallman	21	March 18	Jackson State	Gonzalez	2	1	0	2-0	3-0	16-3
35.	Joe Powell	21	March 18	Jackson State	Thomas	2	4	0	0-0	11-0	16-3

\* - leadoff homerun

## 2025 HOW IT WAS WON

Below is a chart representing how the eventual game-winning run was recorded for Mississippi State in 2025

Gm	Opponent	Final	Player	Inn.	Outs	Play	Score at Time
1.	Manhattan	17-3	Nolan Stevens	1st	2	Single	3-0
2.	Manhattan	13-1	Joe Powell	2nd	1	Ground Out	1-1
3.	Manhattan	5-1	Hunter Hines	1st	2	Single	1-0
4.	Missouri State	3-1	Noah Sullivan	8th	2	Double	1-1
5.	Missouri State	9-3	Ace Reese	5th	2	Triple	2-1
6.	Missouri State	6-4	Ace Reese	6th	2	Home Run	4-1
7.	Rice	13-4	Ross Highfill	5th	0	Single	3-2
8.	Southern Miss	18-3	Nolan Stevens	3rd	1	Home Run	3-2
9.	Queens	9-3	Noah Sullivan	1st	2	Single	1-0
10.	Queens	10-2	Aaron Downs	2nd	2	Double	1-0
11.	Queens	9-3	Noah Sullivan	1st	2	Double	1-0
12.	Old Dominion	9-4	Aaron Downs	4th	0	Single	1-1
13.	Nicholls	2-1	Aaron Downs	4th	2	Wild Pitch	1-0
14.	Jackson State	16-3	Reed Stallman	1st	0	Home Run	3-0



## SERIES STATS

### BATTING

	AVG	AB	R	H	RBI	2B	3B	HR	BB	K
Manhattan	.359	92	35	33	33	8	0	5	20	18
at Southern Miss	.129	31	0	4	0	0	0	0	1	10
Missouri State	.273	99	18	27	16	4	2	5	15	26
Troy	.325	40	5	13	5	4	0	1	4	12
Astros Foundation Classic	.324	105	26	34	25	7	1	8	6	27
Southern Miss	.553	38	18	21	16	6	0	4	6	4
Queens	.358	106	28	38	27	9	0	7	11	14
vs. Old Dominion	.333	30	9	10	8	6	0	0	6	4
vs. Nicholls State	.160	25	2	4	1	0	1	0	7	5
Texas	.229	83	11	19	11	3	0	2	13	21
Jackson State	.433	30	16	13	14	2	0	2	12	6
at Oklahoma										
Samford										
at LSU										
at Memphis										
South Carolina										
at UAB										
at Alabama										
Southern										
Florida										
vs. Ole Miss										
at Auburn										
Memphis										
Kentucky										
Ole Miss										
North Alabama										
at Missouri										

### PITCHING

	ERA	W-L	SV	IP	H	R	ER	BB	SO	2B	3B	HR	B/AVG
Manhattan	1.96	3-0	0	23.0	12	5	5	7	40	0	0	0	.152
at Southern Miss	1.12	0-1	0	8.0	4	3	1	2	8	1	0	1	.138
Missouri State	2.33	3-0	2	27.0	12	8	7	20	34	5	0	1	.136
Troy	5.00	0-1	0	9.0	7	6	5	2	20	0	0	3	.200
Astros Foundation Classic	4.88	1-2	1	24.0	22	18	13	7	34	3	1	3	.234
Southern Miss	2.57	1-0	0	7.0	5	3	2	3	3	1	0	0	.208
Queens	2.00	3-0	0	27.0	15	8	6	9	37	1	2	0	.161
vs. Old Dominion	4.00	1-0	0	9.0	7	4	4	4	16	0	0	1	.250
vs. Nicholls State	1.00	1-0	1	9.0	4	1	1	3	9	0	0	0	.167
Texas	6.26	0-3	0	23.0	21	17	16	9	32	4	1	4	.239
Jackson State	3.86	1-0	0	7.0	6	3	3	1	15	2	0	0	.222
at Oklahoma													
Samford													
at LSU													
at Memphis													
South Carolina													
at UAB													
at Alabama													
Southern													
Florida													
vs. Ole Miss													
at Auburn													
Memphis													
Kentucky													
Ole Miss													
North Alabama													
at Missouri													



## PITCHING STATS

### PITCHING (STARTERS)

Date	Opp.	IP	H	R	ER	BB	K
2/14	Manhattan - G1	5.0	1	0	0	0	11
2/14	Manhattan - G2	4.0	4	1	1	0	8
2/16	Manhattan	3.0	1	0	0	2	5
2/18	at Southern Miss	2.0	1	3	1	2	3
2/21	Missouri State	6.1	4	1	1	0	11
2/22	Missouri State	3.0	2	1	0	3	3
2/23	Missouri State	4.0	0	1	1	4	5
2/25	Troy	4.0	1	1	1	0	9
2/28	vs. Rice (3)	6.1	4	3	2	2	6
3/1	vs. Arizona (3)	2.0	4	5	4	1	3
3/2	vs. Oklahoma State (3)	2.2	5	6	3	3	3
3/5	Southern Miss	3.2	3	3	2	3	2
3/7	Queens	6.0	4	3	3	2	9
3/8	Queens	6.0	1	1	1	2	4
3/9	Queens	5.0	2	0	0	2	9
3/11	vs. Old Dominion (2)	3.0	2	0	0	1	5
3/12	vs. Nicholls State (2)	3.0	2	0	0	0	2
3/14	Texas*	6.0	3	5	4	1	6
3/15	Texas*	2.2	3	3	3	4	2
3/16	Texas*	3.2	4	2	2	0	4
3/18	Jackson State	3.0	1	0	0	0	4
3/21	at Oklahoma*						
3/22	at Oklahoma*						
3/23	at Oklahoma*						
3/25	Samford						
3/27	at LSU*						
3/28	at LSU*						
3/29	at LSU*						
4/1	at Memphis						
4/4	South Carolina*						
4/5	South Carolina*						
4/6	South Carolina*						
4/8	at UAB						
4/11	at Alabama*						
4/12	at Alabama*						
4/13	at Alabama*						
4/15	Southern						
4/17	Florida*						
4/18	Florida*						
4/19	Florida*						
4/22	vs. Ole Miss (1)						
4/25	at Auburn*						
4/26	at Auburn*						
4/27	at Auburn*						
4/29	Memphis						
5/2	Kentucky*						
5/3	Kentucky*						
5/4	Kentucky*						
5/9	Ole Miss*						
5/10	Ole Miss*						
5/11	Ole Miss*						
5/13	North Alabama						
5/15	at Missouri*						
5/16	at Missouri*						
5/17	at Missouri*						

2025 Totals 69.0 41 29 20 27 98

\* - Southeastern Conference game

(1) - Trustmark Park; Pearl, Miss. | (2) - Kessler Federal Park; Biloxi, Miss.

(3) - Daikin Park; Houston, Texas

### PITCHING (BULLPEN)

Date	Opp.	IP	H	R	ER	BB	K
2/14	Manhattan - G1	2.0	2	3	3	3	3
2/14	Manhattan - G2	3.0	2	0	0	0	5
2/16	Manhattan	6.0	2	1	1	0	8
2/18	at Southern Miss	6.0	3	0	0	0	5
2/21	Missouri State	2.2	1	0	0	3	3
2/22	Missouri State	6.0	3	2	2	6	9
2/23	Missouri State	5.0	2	3	3	4	3
2/25	Troy	5.0	6	5	4	2	11
2/28	vs. Rice (3)	0.2	1	0	0	0	2
3/1	vs. Arizona (3)	7.0	4	1	1	0	15
3/2	vs. Oklahoma State (3)	5.1	4	3	3	1	5
3/5	Southern Miss	3.1	2	0	0	0	1
3/7	Queens	3.0	2	0	0	0	7
3/8	Queens	3.0	2	1	1	1	3
3/9	Queens	4.0	4	3	2	2	5
3/11	vs. Old Dominion (2)	6.0	5	4	4	3	11
3/12	vs. Nicholls State (2)	6.0	2	1	1	3	7
3/14	Texas*	3.0	6	3	3	0	5
3/15	Texas*	4.1	2	2	2	1	10
3/16	Texas*	3.1	3	2	2	2	5
3/18	Jackson State	4.0	5	2	2	1	11
3/21	at Oklahoma*						
3/22	at Oklahoma*						
3/23	at Oklahoma*						
3/25	Samford						
3/27	at LSU*						
3/28	at LSU*						
3/29	at LSU*						
4/1	at Memphis						
4/4	South Carolina*						
4/5	South Carolina*						
4/6	South Carolina*						
4/8	at UAB						
4/11	at Alabama*						
4/12	at Alabama*						
4/13	at Alabama*						
4/15	Southern						
4/17	Florida*						
4/18	Florida*						
4/19	Florida*						
4/22	vs. Ole Miss (1)						
4/25	at Auburn*						
4/26	at Auburn*						
4/27	at Auburn*						
4/29	Memphis						
5/2	Kentucky*						
5/3	Kentucky*						
5/4	Kentucky*						
5/9	Ole Miss*						
5/10	Ole Miss*						
5/11	Ole Miss*						
5/13	North Alabama						
5/15	at Missouri*						
5/16	at Missouri*						
5/17	at Missouri*						

2025 Totals 74.0 47 27 24 30 103

\* - Southeastern Conference game

(1) - Trustmark Park; Pearl, Miss. | (2) - Kessler Federal Park; Biloxi, Miss.

(3) - Daikin Park; Houston, Texas

## SEC SWEEPS

### MSU at HOME VS.

Alabama	April 12-14, 2019
Arkansas	April 20-21, 2018
Auburn	April 19-21, 2024
Florida	May 17-19, 2018
Georgia	April 26-28, 2019
Kentucky	April 1-3, 2021
LSU	April 20-21, 1985
Ole Miss	May 18-19, 2002
Missouri	May 5-7, 2016
Oklahoma	Never
South Carolina	Never
Tennessee	March 24-26, 2017
Texas	Never
Texas A&M	April 30-May 1, 2021
Vanderbilt	March 11-12, 2000

### MSU ON THE ROAD VS.

Alabama	May 20-22, 2021
Arkansas	March 21-23, 2003
Auburn	April 9-11, 2021
Florida	Never
Georgia	March 28-30, 1997
Kentucky	April 1-3, 1994
LSU	April 18-19, 1981
Ole Miss	May 10-12, 2019
Missouri	April 18-20, 2014
Oklahoma	Never
South Carolina	Never
Tennessee	May 6-8, 2011
Texas A&M	April 12-14, 2013
Texas	Never
Vanderbilt	April 20-21, 1991



## 2025 DAY-BY-DAY RESULTS

DATE	OPP	W/L	SCORE	WP	LP	SV	REC.
2/14	MAN - G1	W	17-3 (7)	Kohn (1-0)	Romero (0-1)	--	1-0
2/14	MAN - G2	W	13-1 (7)	Ligon (1-0)	Grasser (0-1)	--	2-0
2/16	MAN	W	5-1	Simmons (1-0)	Duffield (0-1)	--	3-0
2/18	at USM	L	3-0	Allen (1-0)	Foster (0-1)	Payne (1)	3-1
2/21	Mo. St.	W	3-1	Burns (1-0)	Knight (0-1)	Dotson (1)	4-1
2/22	Mo. St.	W	9-3	McPherson (1-0)	Holmes (0-2)	--	5-1
2/23	Mo. St.	W	6-4	Simmons (2-0)	Charlton (1-1)	Hungate (1)	6-1
2/25	TROY	L	6-5	Gorgen (1-0)	Davis (0-1)	--	6-2
2/28	vs. Rice (3)	W	14-3 (7)	Kohn (2-0)	Hickson (0-1)	Hungate (2)	7-2
3/1	vs. UA (3)	L	6-5	Kramkowski (1-1)	Ligon (1-1)	Pluta (1)	7-3
3/2	vs. OSU (3)	L	9-7	Watkins (2-0)	Simmons (2-1)	Youngerman (1)	7-4
3/5	USM	W	18-3 (7)	Hungate (1-0)	Best (0-1)	--	8-4
3/7	QU	W	9-3	Kohn (3-0)	Jurecka (0-3)	--	9-4
3/8	QU	W	10-2	Davis (1-1)	Quezada (0-3)	--	10-4
3/9	QU	W	9-3	Ligon (2-1)	Renaud (0-1)	--	11-4
3/11	vs. ODU (2)	W	9-4	Grant (1-0)	Landford (0-1)	--	12-4
3/12	vs. NSU (2)	W	2-1	Stevens (1-0)	Jordan (2-2)	Mcpherson (1)	13-4
3/14	TEX	L	8-7	Duplantier II (2-0)	Hungate (1-1)	Volantis (2)	13-5
3/15	TEX	L	5-3	Riojas (4-0)	Williams (0-1)	Volantis (3)	13-6
3/16	TEX	L	4-1	Flores (2-0)	Ligon (2-2)	Grubbs (4)	13-7
3/18	JSU	W	16-3	Mannell (1-0)	Gonzalez (3-1)	--	14-7
3/21	at OU						
3/22	at OU						
3/23	at OU						
3/25	SAM						
3/27	at LSU						
3/28	at LSU						
3/29	at LSU						
4/1	at MEM						
4/4	USC						
4/5	USC						
4/6	USC						
4/8	at UAB						
4/11	at Bama						
4/12	at Bama						
4/13	at Bama						
4/15	SU						
4/18	UF						
4/19	UF						
4/20	UF						
4/22	vs. OM (1)						
4/25	at AU						
4/26	at AU						
4/27	at AU						
4/29	MEM						
5/2	UK						
5/3	UK						
5/4	UK						
5/9	OM						
5/10	OM						
5/11	OM						
5/13	UNA						
5/15	at MIZ						
5/16	at MIZ						
5/17	at MIZ						

## STATS BY MONTH

FEBRUARY TOTALS: 7-2	TEAM ERA: 2.43	TEAM BATTING: .314
MARCH TOTALS: 7-5	TEAM ERA: 3.91	TEAM BATTING: .321
APRIL TOTALS: 0-0	TEAM ERA: 0.00	TEAM BATTING: .000
MAY TOTALS: 0-0	TEAM ERA: 0.00	TEAM BATTING: .000
JUNE TOTALS: 0-0	TEAM ERA: 0.00	TEAM BATTING: .000
FIRST HALF TOTALS: 0-0	TEAM ERA: 0.00	TEAM BATTING: .000
SECOND HALF TOTALS: 0-0	TEAM ERA: 0.00	TEAM BATTING: .000
OVERALL TOTALS: 0-0	TEAM ERA: 0.00	TEAM BATTING: .000

## RECORD BY MONTH

Month	Home	Road	Neutral	Total
February	6-1	0-1	1-0	7-2
March	5-3	0-0	2-2	6-2
April	0-0	0-0	0-0	0-0
May	0-0	0-0	0-0	0-0
June	0-0	0-0	0-0	0-0
Totals	10-4	0-1	3-2	13-4

## MARGIN OF VICTORY

	1	2	3	4	5	6	7	8	9	10	11	12+
Miss. State	1	2	0	1	1	3	0	1	0	0	1	4
Opponents	3	2	2	0	0	0	0	0	0	0	0	0

## SCORING BY INNING

	1	2	3	4	5	6	7	8	9	10	11	12+	Total
Miss. State	22	22	17	23	23	29	22	8	2	0	0	0	168
Opponents	4	15	9	3	9	14	14	0	8	0	0	0	76

\* - Southeastern Conference game | (1) - Trustmark Park; Pearl, Miss. | (2) - Kessler Federal Park; Biloxi, Miss. | (3) - Daikin Park; Houston, Texas

# HEAD COACH CHRIS LEMONIS



Since arriving in Starkville, Chris Lemonis has guided the Bulldogs to unparalleled success, including capturing Mississippi State's first national championship in 2021. He is the first Division I head coach to reach the College World Series in his first two full seasons as head coach of a program in the Super Regional era (since 1999).

In six seasons at MSU, Lemonis has compiled a 207-116 record (.641 winning percentage) and taken his program to two College World Series appearances. In his first two

complete seasons at the helm of the Bulldogs, Lemonis has won 50-plus games, posting a 52-15 record in 2019 and a 50-18 mark in 2021. Lemonis notched his 100th win at MSU in his first 130 games. He is the fastest head coach in program history to reach the 100-win mark.

Lemonis led Mississippi State to its first-ever national championship in 2021 and was named the National Coach of the Year by Baseball America following a 50-18 campaign and an impressive 10-3 showing in the NCAA Tournament. He became the fourth person picked as Baseball America's National Coach of the Year as both an assistant and head coach.

The 18th head coach in the program's storied history, a journey of nearly 40 years came full circle when he was introduced on June 25, 2018, on Adkerson Plaza inside Dudy Noble Field. The son of a 1973 State graduate, Lemonis resided in Starkville as a child and now leads one of the perennial powerhouse in college baseball.

For the 40th time in program history the Mississippi State Bulldogs went to an NCAA Regional in 2024. Lemonis saw junior Khal Stephen take home Third Team All-American honors (NCBWA, ABCA, D1 Baseball), while sophomores Dakota Jordan and Jurrangelo Cjintje took home two All-American honors. Cjintje was second team by Perfect Game and NCBWA, while Jordan was second team by NCBWA and third team by Baseball America. MSU had four players earn ABCA All-Regional honors, Jordan (first team), Cjintje (first team), Stephen (first team) and David Mershon (second team). Mershon became the first shortstop at MSU to earn First Team All-SEC honors at shortstop since 2017. The Bulldogs also had success in the 2024 MLB Draft as they had the 20th first round selection in school history and saw 11 players get selected, the most by any school. Eight of the 11 players selected were pitchers, which set a school record. Mississippi State finished ranked in four of the five baseball polls and were as high as 17 by Baseball America. The MSU pitching staff saw dramatic improvements on the mound in 2024 as they decreased the team ERA by 2.84 from 2023. MSU also saw the starting pitching duo of Stephen and Cjintje posted over 80 innings pitched, eight or more wins, and 100 or more strikeouts. This was the first time since 2019 that MSU has accomplished that feat.

In 2023, Lemonis saw freshman outfielder Dakota Jordan earn Freshman All-American honors by Perfect Game. Awards continued to roll in as Hunter Hines and Colton Ledbetter earned ABCA All-Region honors. Hines also picked up First Team All-SEC honors, and Jordan was named to the All-SEC Freshman team. During the season, the Dawgs hit the fourth most homers in program history with 91, and freshman Ross Highfill became the first player since 2017 to hit three homers in a single game.

Following the 2022 season, Lemonis and the Bulldogs had six players drafted in the MLB Draft, increasing his total to 25 during his time in Starkville. He has extended his streak of having a first-round pick drafted as Landon Sims went early in the 2022 MLB Draft. Not only did the Bulldogs have success in the MLB Draft, but RJ Yeager was named Third Team All-American by the ABCA, NCBWA and Collegiate Baseball Newspapers. Hunter Hines earned Freshman All-American honors by Collegiate Baseball, NCBWA and D1 Baseball.

In 2021, the Bulldogs had five players drafted from their national championship squad, while a total of 19 players have been drafted by Major League Baseball during Lemonis' time in Starkville, including at least one first rounder in each year of his tenure. For the second straight full season, the Mississippi State baseball program saw a pair of student-athletes honored as All-Americans by the American Baseball Coaches Association in Tanner Allen and Landon Sims.

In his first season at the helm of the Diamond Dawgs, Lemonis became the winningest first-year head coach in SEC history and in the process led the 2019 edition to the second-most victories in program history at 52 (54; 1989). The 40 victories over MSU's first 50 games marked the third-most in the first 50 games of a season in program history and set the tone for State's second-straight trip to the College World Series.

Lemonis became one of just three SEC head coaches to advance to the College World Series in their inaugural season in the conference, joining Jake Gibbs (Ole Miss, 1972) and fellow Diamond Dawg skipper Pat McMahon (Mississippi State, 1998).

Four Diamond Dawgs earned All-American honors during Lemonis' first season, while left-handed pitcher Ethan Small was tabbed National Pitcher of the Year (College Baseball Foundation; American Baseball Coaches Association) and right-handed pitcher JT Ginn earned the National Freshman of the Year honor (Collegiate Baseball, Perfect Game). Ginn and Small each earned specialty awards from the SEC, as well, grabbing the conference's Freshman and Pitcher of the Year, respectively.

A school-record-tying 11 Diamond Dawgs heard their names called in the 2019 Major League Baseball First Year Player Draft, including three taken in the first 10 rounds. Small became the 15th Diamond Dawg taken in the first round of the MLB Draft, while SEC career hits leader Jake Mangum (4th; New York Mets) and

Colby White (6th; Tampa Bay) each went in the first 10 rounds. The 11 selections were No. 3 nationally in 2019.

Owning a head coaching record of 308-184-2, Lemonis was also a part of nearly 800 wins as an assistant coach and three trips to the College World Series. During his time at Indiana, Lemonis' teams averaged 35.3 wins per season, including a 40-win campaign during his final season in Bloomington. He averaged 39.2 victories per year during his career in an assistant role (784 wins), bolstered by a 44.9 wins-per-season average at Louisville. The Cardinals were college baseball's winningest program during that eight-year span and made the program's first three trips to Omaha.

Lemonis not only understands what it takes to get to Omaha as a coach but also as a player. A 1992 graduate of The Citadel, Lemonis added a 1990 appearance in the College World Series as a student-athlete. The appearance makes the Bulldogs one of just three schools in Southern Conference history and only current member of the conference to advance to Omaha.

One of the top recruiters and player development coaches in the country, Lemonis has seen success at every coaching stop. After helping his alma mater, The Citadel, to five NCAA Regional appearances in 12 seasons as an assistant coach, Lemonis joined college teammate Dan McDonald's staff at Louisville and quickly turned the Cardinals into an Omaha contender.

After helping Louisville to seven postseason berths in eight years, the 2013 American Baseball Coaches Association/Baseball America Assistant Coach of the Year headed to Indiana to take his first head coaching job with the Hoosier program in 2015.

In each of his head coaching stops, Lemonis has led his team to the NCAA postseason in his first season at the helm. He helped the Hoosiers into the NCAA Tournament field during his initial season in Bloomington, before he guided Mississippi State to the College World Series in 2019 – his first season in Starkville.

Overall, Lemonis enters his 29th season as a collegiate coach in 2023, making two College World Series appearance as a head coach, taking three trips to Omaha as an assistant, earning 17 NCAA tournament berths and aiding in five 50-win seasons. His pupils have earned 35 All-America honors, 18 Freshman All-America laurels and 94 have signed professional baseball contracts, with 18 getting the call up to Major League Baseball.

Widely regarded as one of the elite recruiters and developers of talent in all of college baseball, a total of 100 student-athletes have been selected in the Major League Baseball Draft under Lemonis' watch, with 18 of those reaching the highest level of professional baseball.

Since arriving at Louisville for the 2006-07 academic year, Lemonis has been a part of 14 nationally ranked recruiting classes, including his first three classes at Mississippi State. His initial Diamond Dawgs recruiting class was tabbed as the No. 12 class nationally by Baseball America and Perfect Game, while it earned the No. 9 ranking from Collegiate Baseball Newspaper. In 2019, he and his staff brought in another top-10 ranked class, finishing as high as No. 6 by Baseball America.

Over his first four seasons in Starkville, Lemonis has tutored 20 picks in the MLB First Year Player Draft, including four first rounders and two second rounders. Sixteen of Lemonis' Indiana players were taken in the MLB Draft in his final four years in Bloomington and 14 signed professional contracts. He also recruited and coached nine of the Hoosier's school-record 10 MLB Draft choices in 2019.

Along with the second-most single-season victories (52) during the 2019 season, his team also posted the second-best 20-, 30- and 40-game starts (18-2, 25-5, 32-8) in program history. He joined Pat McMahon as the only two Diamond Dawg dugout bosses to lead the program to the College World Series in their initial campaign and his 52 wins were the most by a first-year SEC head coach in the conference's history.

Lemonis and his wife, the former Jill MacEldowney, have two daughters, Marissa and Mackenzie. The Myrtle Beach, South Carolina native earned his Bachelor of Science in physical education from The Citadel in 1992 and received his Master of Arts in sport management in 1994.

He is also no stranger to Starkville, as he resided on campus as a newborn during his father's time as a student at State. His father, Thomas, was a 1973 Mississippi State graduate with a degree in electrical engineering.

## THE LEMONIS FILE

### Personal

**Hometown:** Myrtle Beach, South Carolina  
**Wife:** Jill  
**Children:** Marissa & Mackenzie  
**College:** The Citadel, 1992

### Coaching Career

**2019-Present:** Mississippi State Head Coach  
**2015-18:** Indiana Head Coach  
**2007-14:** Louisville Assistant Coach  
**2003-06:** The Citadel Associate Head Coach  
**1995-2002:** The Citadel Assistant Coach

### Lemonis Year-by-Year

#### As a Head Coach

Yr.	School	Record	Postseason
2015	Indiana	35-24	NCAA Regional
2016	Indiana	32-24	--
2017	Indiana	34-24-2	NCAA Regional
2018	Indiana	40-19	NCAA Regional
2019	Mississippi State	52-15	College World Series
2020	Mississippi State	12-4	**
2021	Mississippi State	50-18	National Champions
2022	Mississippi State	26-30	--
2023	Mississippi State	27-26	--
2024	Mississippi State	40-23	NCAA Regional
2025	Mississippi State	13-4	--
<b>Totals</b>	<b>11th season</b>	<b>361-214-2</b>	

2021 National Champions  
 Six NCAA Regionals  
 Two NCAA Super Regionals  
 Two NCAA College World Series  
 \*\* No postseason due to COVID-19

#### As an Assistant Coach

1995	The Citadel	39-21	NCAA Regional
1996	The Citadel	33-26	--
1997	The Citadel	37-21	--
1998	The Citadel	37-24	NCAA Regional
1999	The Citadel	41-20	NCAA Regional
2000	The Citadel	39-20	--
2001	The Citadel	38-24	NCAA Regional
2002	The Citadel	31-26	--
2003	The Citadel	32-25	--
2004	The Citadel	39-28	NCAA Regional
2005	The Citadel	25-34	--
2006	The Citadel	34-27	--
2007	Louisville	47-24	College World Series
2008	Louisville	41-21	NCAA Regional
2009	Louisville	47-18	NCAA Super Regional
2010	Louisville	50-14	NCAA Regional
2011	Louisville	32-29	--
2012	Louisville	41-22	NCAA Regional
2013	Louisville	51-14	College World Series
2014	Louisville	50-17	College World Series
<b>Totals</b>	<b>20 Seasons</b>	<b>784-455</b>	

12 NCAA Regionals  
 Four NCAA Super Regionals  
 Three College World Series







## DUDY NOBLE FIELD

### BIOGRAPHY

The largest on-campus facility in college baseball, Dudy Noble Field will see the 59th season of Mississippi State baseball at its current site in 2025. With over 1,700 games played at the venue, the Diamond Dawgs have a .725 winning percentage at the facility, which received a \$68-million upgrade prior to the 2019 season.

The field is named in honor of longtime MSU baseball coach, athletics director and ABCA Hall of Famer Clarke Randolph "Dudy" Noble. On April 27, 1998 the facility was renamed Dudy Noble Field, Polk-DeMent Stadium, honoring another ABCA Hall of Famer, former Bulldog skipper Ron Polk, and the late Gordon DeMent, a successful businessman and longtime fan of the Diamond Dawgs from Indianola, Mississippi.

#### The Origin

From 1929 until 1964, Mississippi State hosted its baseball games at the original on-campus venue, Hardy Field, which was located several hundred yards to the south of the Bulldogs' home football venue, Davis Wade Stadium at Scott Field. The baseball field was closed following the 1964 season to make way for the construction of Dorman Hall and for the next two seasons the Diamond Dawgs played their home games at Redbird Park in Columbus, Mississippi, capturing SEC titles both seasons at their temporary home.

The tin-roofed grandstand and 2,000-seat bleachers from the original Dudy Noble Field were transported to the stadium's present site, which became playable for the 1967 season. Since that time, facility enhancements have followed at a steady pace to make the "Carnegie Hall of College Baseball" one of the finest all-around facilities on the road to Omaha. Among with numerous upgrades, the current site has seen two complete demolitions and reconstructions, the latest occurring during a three-year span from 2017-2019 and opening prior to the start of the 2019 campaign.

#### Leading the Attendance Boom

With a laundry list of legendary names on its all-time roster, it comes as no surprise that Mississippi State ranks among the nation's attendance leader's year in and year out. The Dudy Noble Field faithful have sold out the reserved seating allotment every season since 1987.

Along with routinely hosting some of the largest crowds in the SEC, the last 11 three-day Super Bulldog Weekend series have drawn more than 25,000 fans. The most fans for a Super Bulldog Weekend game during the 2023 season with 43,986 fans came to The Dude.

MSU eclipsed the 200,000 mark in paid attendance at Dudy Noble Field for six-straight seasons between 2012-17, marking the first such occurrence in the program's history. Over the past three seasons, MSU has eclipsed the 300,000 mark in paid attendance, which had never been done before in back-to-back-to-back seasons. In 2013, the Diamond Dawgs' five-millionth fan walked through the turnstiles at Dudy Noble Field. Since home attendance figures were charted starting in 1976, the "Carnegie Hall of College Baseball" has seen 7,616,815 fans rush through the gates.

In 24 of the last 25 seasons, Mississippi State has averaged 6,000 fans per game, including a record average of 11,094 during the 2023 campaign, the second-best mark in the nation. Overall, State has eclipsed the 200,000-fan mark 16 times since 2002, with a school-record 373,784 viewing the 2019 home schedule.

Of the top 25 all-time college baseball on-campus attendances, Dudy Noble Field finds itself on the list 24 times, most notably owning the all-time on-campus attendance record of 16,423 on April 15, 2023. The Bulldogs own all of the top 15 marks and 19 of the top 20 marks, in NCAA on-campus history and are the only NCAA baseball program to boast on-campus attendances of 14,000 or more. The five largest NCAA Super Regional crowds have all assembled in Starkville, Mississippi, as well.

From April 14-16, 2023, the Bulldog faithful flooded the gates at Dudy Noble Field to the tune of 43,986 fans for a three-game series versus Ole Miss. The nearly 44,000 fans on the weekend set an NCAA on-campus attendance record for a three-game series.

During the 2024 season, the Diamond Dawg faithful showed up in groves as 370,711 fans appeared at The Dude with Mississippi State receiving the largest average attendance numbers in the nation, averaging 10,903 fans per game. The

Diamond Dawgs had 10,000+ fans at 23 games last season at Dudy Noble Field. Dudy Noble Field has ushered in crowds of 10,000 or better 128 times, including 2007 NCAA Super Regional-record draws of 13,715 and 12,620 for nationally-televised, late-morning games against Clemson. In 2019, the first season of the "New Dude," the Diamond Dawgs garnered crowds of 10,000-plus 10 times. Over the last three seasons the number of 10,000-plus crowds have grown and MSU set a school record with 21 during the 2024 season.

Mississippi State has hosted 26 postseason events at the facility, including three NCAA District III Tournaments (1973-75), five SEC tournaments (1979, 81, 83, 88 & 95), 16 NCAA Regionals (1979, 84-85, 87-89, 90, 92, 97, 2000, 03, 13, 16, 19 & 21) and four NCAA Super Regionals (2007, 16, 19 & 21).

#### The Left Field Lounge™

The aura of Mississippi State baseball at Dudy Noble Field is certainly not confined to the loyal legions in the impressive grandstand, pro-style luxury sky suites or luxurious Left Field Lofts.

In fact, some of the more highly-prized seats at Bulldog baseball games are found beyond the outfield fence in the Left Field Lounge™. Waiting lists greet those seeking to purchase one of the 96 outfield lounges in the iconic two-level outfield tailgate.

Once a colorful assortment of pickup trucks, motor homes, and trailers — most equipped with barbecue grills — lined the outfield fence, completing a circle of humanity at Dudy Noble Field. Now, the permanent lounge spaces are connected to the concourse, allowing everyone to stroll through and experience the iconic lounge culture.

What began in the late 1960s as a popular gathering spot for baseball-loving MSU supporters now forms college baseball's largest tailgate party.

#### The "New Dude"

The second demolition at the current site occurred following the 2017 season and the \$68 million facility opened its gates for the 2019 campaign. Architect Wier Boerner Allin, along with consultants Populous and famed stadium architect/State alum Janet Marie Smith designed the project, while construction manager ICM and general contractor JESCO Construction, Inc. oversaw the construction.

Covering 12 acres of land on the Mississippi State University campus, the 230,000 square foot facility carries on Dudy Noble Field's legacy as the "Carnegie Hall of College Baseball." Installation of the second largest scoreboard in college baseball, measuring 43 feet wide by 60 feet high, started the project in 2017. The board, which was the largest in college baseball upon installation, is larger than boards owned by three Major League Baseball teams. The addition of 96 permanent Left Field Lounge rigs encircling the outfield followed during the fall of 2018.

The concourse and lower-level grandstands were in place for the 2018 season, with the Diamond Suites, upper-deck reserved seating area and three unique club areas — Farm Bureau Triple Crown Club, Charlie and Dana Stephenson Omaha Club and The Rooftop Club — were completed prior to the 2019 campaign. The newest version of Dudy Noble Field also features increased restroom facilities and concession points of sale.

The player spaces also received an upgrade, expanding to cover 18,000 square feet underneath the facility. The fully-equipped Bruce and Julie Martin Locker Room includes an embedded equipment room, houses 40 wooden lockers and features an oversized, dimensional halo-lit '85 Script Mississippi State sign suspended overhead in the middle of the room.

The more spacious locker room includes an attached training room with whirlpool and fully-functional fueling station. The Mitch Moreland Hitting Tunnel, which is equipped with HitTrax, and Turner & Gloria Wingo Team Lounge are easily accessed from the home dugout, with the eye-popping player entrance and Hassell H. Franklin Omaha Room greeting players as they enter the facility. The Pat McMahon Pitching Lab is also housed under the stadium, featuring arm care and conditioning equipment, one oversized turfed mound with three pitching rubbers and state of the art video equipment.

### TOP-25 CROWDS

Rank	Attendance	Opponent	Date
1.	16,423	* Ole Miss	April 15, 2023
2.	15,586	Ole Miss	April 12, 2014
3.	15,078	Texas A&M	April 16, 2016
4.	14,991	Florida	April 22, 1989
5.	14,739	Ole Miss	April 14, 2023
6.	14,562	Auburn	April 20, 2013
7.	14,385	# Notre Dame	June 12, 2021
8.	14,378	LSU	April 16, 1988
9.	14,320	Arizona State	Feb. 25, 2023
10.	14,273	Alabama	May 4, 2024
11.	14,228	LSU	April 9, 2022
12.	14,077	Alabama	March 26, 2022
13.	13,974	LSU	March 16, 2024
14.	13,971	# Notre Dame	June 13, 2021
15.	13,761	Arkansas	April 25, 1992
16.	13,715	# Clemson	June 9, 2007
17.	13,691	Kentucky	April 8, 2017
18.	13,617	Georgia	April 8, 2006
19.	13,447	Georgia	April 6, 2024
20.	13,452	# Arizona	June 11, 2016
21.	13,357	Auburn	April 19, 2024
22.	13,351	Long Beach State	Feb. 19, 2022
23.	13,338	Ole Miss	April 17, 2021
24.	13,224	Ole Miss	April 11, 2014
25.	13,132	# Stanford	June 8, 2019

\* - NCAA on-campus attendance record

^ - NCAA Regional

# - NCAA Super Regional

**NOTE:** Mississippi State owns 126 crowds of 10,000-plus in the history of the program. The top 10 crowds in Dudy Noble Field history are also the top 10 on-campus crowds in NCAA history.



## 2025 SEASON STATISTICS

Record: 14-7 Home: 11-4 Away: 0-1 Neutral: 3-2 SEC: 0-3

Player	avg	gp-gs	ab	r	h	2b	3b	hr	rbi	tb	slg%	bb	hp	so	gdp	ob%	sf	sh	sb-att	po	a	e	fld%
18 Sullivan, Noah	.409	21-21	66	21	27	6	0	4	21	45	.682	14	7	13	1	.552	0	0	1-1	1	0	0	1.000
36 Stevens, Nolan	.362	18-14	47	12	17	3	0	4	11	32	.681	5	2	10	0	.444	0	0	2-2	19	2	0	1.000
5 Downs, Aaron	.333	20-13	45	18	15	3	0	7	18	39	.867	6	3	8	1	.436	1	0	3-3	17	0	0	1.000
3 Reese, Ace	.321	20-20	78	15	25	7	1	6	27	52	.667	9	2	19	1	.400	1	0	1-1	5	23	2	.933
10 Cupp, Dylan	.317	18-18	41	10	13	4	0	0	7	17	.415	17	5	10	0	.556	0	2	1-1	17	33	1	.980
38 Chance, Bryce	.301	21-21	73	20	22	5	0	3	9	36	.493	10	2	12	0	.400	0	2	6-7	34	1	0	1.000
22 Highfill, Ross	.258	19-17	62	15	16	2	1	1	12	23	.371	4	6	15	1	.361	0	1	8-10	182	11	3	.985
44 Hines, Hunter	.257	19-19	74	13	19	4	0	3	12	32	.432	6	0	15	1	.309	1	0	0-0	126	14	0	1.000
-----																							
34 Frei, Gehrig	.448	16-5	29	9	13	3	0	1	6	19	.655	2	2	2	1	.515	0	0	2-2	10	4	5	.737
43 Spalitta, Steven	.400	3-0	5	1	2	0	0	0	1	2	.400	1	0	2	0	.500	0	0	0-0	5	0	0	1.000
49 Sanders, Gatlin	.370	12-10	27	10	10	1	0	0	5	11	.407	4	2	4	1	.485	0	1	2-2	7	14	0	1.000
41 Pulliam, Ethan	.333	7-1	6	1	2	0	1	0	0	4	.667	1	2	1	0	.556	0	0	0-0	0	0	0	.000
2 Reeves, Sawyer	.314	15-9	35	10	11	3	0	0	3	14	.400	8	1	8	0	.455	0	0	4-4	6	12	3	.857
52 Buckner, Lukas	.313	12-2	16	1	5	0	0	0	1	5	.313	2	0	5	0	.389	0	0	0-0	5	9	0	1.000
7 Stallman, Reed	.310	15-11	42	7	13	3	0	5	17	31	.738	6	1	13	0	.408	0	0	0-0	14	0	0	1.000
32 O'Brien, Michael	.250	15-2	12	3	3	1	1	0	0	6	.500	3	0	1	1	.400	0	0	0-0	5	0	0	1.000
6 Davila, Landis	.250	4-0	4	1	1	0	0	0	1	1	.250	0	1	2	0	.400	0	0	0-0	0	0	0	.000
55 Powell, Joe	.200	6-5	10	1	2	0	0	1	5	5	.500	1	0	2	0	.273	0	0	0-0	40	3	0	1.000
23 Owen, Jackson	.000	6-1	5	0	0	0	0	0	0	0	.000	1	0	3	0	.167	0	0	0-0	14	0	0	1.000
13 Chester, Nate	.000	3-0	2	0	0	0	0	0	0	0	.000	1	1	2	0	.500	0	0	0-0	0	2	0	1.000
Totals	.318	21	679	168	216	45	4	35	156	374	.551	101	37	147	8	.432	3	6	30-33	519	154	15	.978
Opponents	.186	21	619	76	115	19	4	14	65	184	.297	67	18	248	8	.282	5	5	14-16	484	152	20	.970

LOB - Team (174), Opp (120). DPs turned - Team (8), Opp (10). CI - Team (1), Highfill 1. IBB - Team (1), Hines 1. Picked off - Cupp 1, Chance 1.

### (All games Sorted by Earned run avg)

Player	era	w-l	app	gs	cg	sho	sv	ip	h	r	er	bb	so	2b	3b	hr	b/avg	wp	hp	bk	sfa	sha
9 Kohn, Pico	3.03	3-0	5	5	0	0/0	0	29.2	16	12	10	5	43	4	2	2	.157	0	1	1	1	2
-----																						
12 Siary, Evan	0.00	0-0	5	1	0	0/0	0	8.2	3	0	0	2	14	0	0	0	.103	1	2	0	0	0
18 Sullivan, Noah	0.00	0-0	2	2	0	0/0	0	6.0	3	0	0	0	6	1	0	0	.143	0	0	0	0	0
27 Black, Gavin	0.00	0-0	1	0	0	0/0	0	1.0	1	0	0	1	2	0	0	0	.250	0	0	0	0	0
14 O'Leary, Cade	0.00	0-0	1	0	0	0/0	0	1.0	2	2	0	0	3	0	0	0	.333	1	0	0	0	0
48 Mannell, Kevin	1.23	1-0	4	0	0	0/0	0	7.1	3	1	1	2	10	0	1	0	.130	1	2	0	0	0
15 Dotson, Luke	1.29	0-0	7	0	0	0/0	1	7.0	3	1	1	3	9	0	0	1	.130	0	0	0	0	0
29 Williams, Nate	2.25	0-1	6	0	0	0/0	0	8.0	4	2	2	1	20	0	0	1	.138	0	0	0	0	0
28 McPherson, Ryan	2.38	1-0	6	0	0	0/0	1	11.1	7	3	3	3	18	1	0	1	.175	1	1	0	0	1
8 Foster, Charlie	2.57	0-1	4	1	0	0/0	0	7.0	2	4	2	5	8	1	0	1	.087	0	1	0	0	0
4 Grant, Mikhail	2.57	1-0	6	0	0	0/0	0	7.0	3	2	2	7	13	1	0	1	.125	0	1	0	0	0
26 Hungate, Chase	2.89	1-1	9	0	0	0/0	2	9.1	10	3	3	0	6	0	0	1	.303	0	1	0	1	0
35 Davis, Ben	3.26	1-1	7	2	0	0/0	0	19.1	11	7	7	8	24	4	0	1	.162	1	1	0	1	0
17 Simmons, Stone	3.38	2-1	4	3	0	0/0	0	10.2	7	7	4	9	15	1	0	0	.189	0	1	0	1	1
31 Ligon, Karson	3.57	2-2	5	5	0	0/0	0	17.2	16	9	7	6	27	3	0	2	.232	3	4	0	0	0
11 Stone, Duke	4.50	0-0	2	0	0	0/0	0	2.0	3	1	1	0	4	0	1	0	.333	2	0	0	0	0
45 Burns, Dane	5.40	1-0	6	0	0	0/0	0	5.0	4	3	3	5	8	0	0	0	.211	2	1	0	0	0
30 Pruitt, Jacob	6.23	0-0	3	2	0	0/0	0	8.2	6	7	6	5	12	2	0	1	.188	0	1	0	1	0
36 Stevens, Nolan	7.71	1-0	2	0	0	0/0	0	2.1	2	2	2	3	2	0	0	0	.250	0	0	0	0	0
19 Fortenberry, Robert	14.73	0-0	4	0	0	0/0	0	3.2	5	6	6	1	3	1	0	1	.333	1	1	0	0	1
47 Schnoor, JT	81.00	0-0	1	0	0	0/0	0	0.1	4	4	3	1	1	0	0	1	.800	0	0	0	0	0
Totals	3.28	14-7	21	21	0	0/0	4	173.0	115	76	63	67	248	19	4	14	.186	13	18	1	5	5
Opponents	8.70	7-14	21	21	0	1/1	6	161.1	216	168	156	101	147	45	4	35	.318	12	37	4	3	6

PB - Team (10), Highfill 9, Powell 1, Opp (2). Pickoffs - Team (5), Kohn 1, Hungate 1, Dotson 1, Simmons 1, Ligon 1, Opp (2). SBA/ATT - Highfill (9-9), Powell (3-4), Ligon (2-2), Simmons (2-2), Pruitt (2-2), Owen (1-1), O'Leary (1-1), Burns (1-1), Siary (1-1), Grant (1-1), McPherson (1-1), Kohn (1-1), Davis (0-1), Foster (1-1), Dotson (0-1), Stevens (1-1).

## 2025 SOUTHEASTERN CONFERENCE STATISTICS

Record: 0-3 Home: 0-3 Away: 0-0 SEC: 0-3

Player	avg	gp-gs	ab	r	h	2b	3b	hr	rbi	tb	slg%	bb	hp	so	gdp	ob%	sf	sh	sb-att	po	a	e	fld%
18 Sullivan, Noah	.500	3-3	10	2	5	1	0	1	1	9	.900	1	1	1	1	.583	0	0	0-0	0	0	0	.000
49 Sanders, Gatlin	.286	3-3	7	1	2	0	0	0	0	2	.286	0	0	3	0	.286	0	0	0-0	2	4	0	1.000
3 Reese, Ace	.250	3-3	12	1	3	2	0	0	4	5	.417	0	0	1	0	.250	0	0	0-0	3	3	0	1.000
10 Cupp, Dylan	.250	3-3	4	1	1	0	0	0	0	1	.250	4	0	1	0	.625	0	1	0-0	3	3	0	1.000
22 Highfill, Ross	.222	3-3	9	2	2	0	0	1	4	5	.556	0	1	4	0	.300	0	0	1-1	31	1	1	.970
44 Hines, Hunter	.200	3-3	10	1	2	0	0	0	0	2	.200	1	0	1	1	.273	0	0	0-0	14	3	0	1.000
7 Stallman, Reed	.125	3-2	8	0	1	0	0	0	1	1	.125	2	0	3	0	.300	0	0	0-0	3	0	0	1.000
38 Chance, Bryce	.100	3-3	10	2	1	0	0	0	0	1	.100	2	0	4	0	.250	0	0	0-0	6	0	0	1.000
5 Downs, Aaron	.000	3-3	6	0	0	0	0	0	1	0	.000	2	1	2	0	.333	0	0	0-0	4	0	0	1.000
-----																							
2 Reeves, Sawyer	.667	2-0	3	0	2	0	0	0	0	2	.667	0	0	0	0	.667	0	0	0-0	0	1	0	1.000
36 Stevens, Nolan	.000	2-1	3	0	0	0	0	0	0	0	.000	0	0	1	0	.000	0	0	0-0	1	0	0	1.000
34 Frei, Gehrig	.000	2-0	1	1	0	0	0	0	0	0	.000	1	0	0	0	.500	0	0	0-0	0	0	0	.000
32 O'Brien, Michael	.000	1-0	0	0	0	0	0	0	0	0	.000	0	0	0	0	.000	0	0	0-0	0	0	0	.000
52 Buckner, Lukas	.000	1-0	0	0	0	0	0	0	0	0	.000	0	0	0	0	.000	0	0	0-0	0	0	0	.000
Totals	.229	3	83	11	19	3	0	2	11	28	.337	13	3	21	2	.354	0	1	1-1	69	17	1	.989
Opponents	.239	3	88	17	21	4	1	4	16	39	.443	9	3	32	1	.330	0	0	0-1	69	22	2	.978

LOB - Team (20), Opp (14). DPs turned - Team (1), Opp (3).

### (SEC games only Sorted by Earned run avg)

Player	era	w-l	app	gs	cg	sho	sv	ip	h	r	er	bb	so	2b	3b	hr	b/avg	wp	hp	bk	sfa	sha
31 Ligon, Karson	4.91	0-1	1	1	0	0/0	0	3.2	4	2	2	0	4	1	0	1	.267	1	1	0	0	0
9 Kohn, Pico	6.00	0-0	1	1	0	0/0	0	6.0	3	5	4	1	6	0	1	1	.143	0	1	0	0	0
-----																						
12 Siary, Evan	0.00	0-0	1	0	0	0/0	0	2.1	0	0	0	1	5	0	0	0	.000	0	0	0	0	0
15 Dotson, Luke	0.00	0-0	1	0	0	0/0	0	1.2	1	0	0	0	3	0	0	0	.200	0	0	0	0	0
4 Grant, Mikhai	0.00	0-0	1	0	0	0/0	0	1.1	0	0	0	1	3	0	0	0	.000	0	0	0	0	0
17 Simmons, Stone	0.00	0-0	1	0	0	0/0	0	1.0	1	0	0	0	2	0	0	0	.250	0	0	0	0	0
45 Burns, Dane	0.00	0-0	1	0	0	0/0	0	0.0	0	0	0	2	0	0	0	0		0	0	0	0	0
8 Foster, Charlie	6.75	0-0	1	0	0	0/0	0	1.1	1	1	1	0	1	1	0	0	.250	0	0	0	0	0
29 Williams, Nate	9.00	0-1	1	0	0	0/0	0	2.0	2	2	2	0	5	0	0	1	.250	0	0	0	0	0
35 Davis, Ben	10.12	0-0	1	1	0	0/0	0	2.2	3	3	3	4	2	2	0	0	.273	0	1	0	0	0
28 McPherson, Ryan	27.00	0-0	1	0	0	0/0	0	0.1	2	1	1	0	1	0	0	0	.667	0	0	0	0	0
26 Hungate, Chase	40.50	0-1	2	0	0	0/0	0	0.2	4	3	3	0	0	0	0	1	.667	0	0	0	0	0
Totals	6.26	0-3	3	3	0	0/0	0	23.0	21	17	16	9	32	4	1	4	.239	1	3	0	0	0
Opponents	4.30	3-0	3	3	0	0/0	3	23.0	19	11	11	13	21	3	0	2	.229	1	3	0	0	1

Pickoffs - Team (1), Dotson 1. SBA/ATT - Dotson (0-1).



## 2025 GAME-BY-GAME (HITTING)

Feb 14	MANHATTAN	7.0	3	3	3	3	14	1	0	0	0	0	1	0	0	17-3	1-0	0	3.86
Feb 14	MANHATTAN	7.0	6	1	1	0	13	1	0	0	1	0	0	0	0	13-1	2-0	0	2.57
Feb 16	MANHATTAN	9.0	3	1	1	4	13	0	0	1	0	0	0	0	0	5-1	3-0	0	1.96
Feb 18	at Southern Miss	8.0	4	3	1	2	8	1	0	1	0	0	2	1	0	0-3	3-1	0	1.74
Feb 21	MISSOURI STATE	9.0	5	1	1	3	14	2	0	0	1	0	1	0	0	3-1	4-1	1	1.58
Feb 22	MISSOURI STATE	9.0	5	3	2	9	12	3	0	0	1	0	1	0	0	9-3	5-1	1	1.65
Feb 23	MISSOURI STATE	9.0	2	4	4	8	8	0	0	1	0	0	2	0	0	6-4	6-1	2	2.02
Feb 25	TROY	9.0	7	6	5	2	20	0	0	3	0	0	1	0	0	5-6	6-2	2	2.42
Feb 28	vs Rice	7.0	5	3	2	2	8	1	1	1	0	0	0	0	0	14-3	7-2	3	2.43
Mar 01	vs Arizona	9.0	8	6	5	1	18	1	0	1	2	0	3	0	0	5-6	7-3	3	2.71
Mar 02	vs Oklahoma State	8.0	9	9	6	4	8	1	0	1	0	0	1	1	0	7-9	7-4	3	3.07
Mar 05	SOUTHERN MISS	7.0	5	3	2	3	3	1	0	0	0	0	0	1	0	18-3	8-4	3	3.03
Mar 07	QUEENS	9.0	6	3	3	2	16	1	0	0	0	1	0	1	0	9-3	9-4	3	3.03
Mar 08	QUEENS	9.0	3	2	2	3	7	0	1	0	0	0	0	1	0	10-2	10-4	3	2.95
Mar 09	QUEENS	9.0	6	3	1	4	14	0	1	0	2	0	0	0	0	9-3	11-4	3	2.81
Mar 11	vs Old Dominion	9.0	7	4	4	4	16	0	0	1	2	0	1	1	0	9-4	12-4	3	2.89
Mar 12	vs Nicholls	9.0	4	1	1	3	9	0	0	0	0	0	2	1	0	2-1	13-4	4	2.77
*Mar 14	TEXAS	9.0	9	8	7	1	11	0	1	2	0	0	1	0	0	7-8	13-5	4	3.02
*Mar 16	TEXAS	7.0	5	5	5	5	12	2	0	1	0	0	1	0	0	3-5	13-6	4	3.17
*Mar 16	TEXAS	7.0	7	4	4	3	9	2	0	1	1	0	1	1	0	1-4	13-7	4	3.25
Mar 18	JACKSON STATE	7.0	6	3	3	1	15	2	0	0	3	0	0	0	0	16-3	14-7	4	3.28
Totals		173.0	115	76	63	67	248	19	4	14	13	1	18	8	0	168-76	14-7	4	3.28



## 2025 GAME-BY-GAME (PITCHING)

Date	Opponent	ip	h	r	er	bb	so	2b	3b	hr	wp	bk	hbp	dp	ibb	score	w-l	sv	era
Feb 14	MANHATTAN	7.0	3	3	3	3	14	1	0	0	0	0	1	0	0	17-3	1-0	0	3.86
Feb 14	MANHATTAN	7.0	6	1	1	0	13	1	0	0	1	0	0	0	0	13-1	2-0	0	2.57
Feb 16	MANHATTAN	9.0	3	1	1	4	13	0	0	1	0	0	0	0	0	5-1	3-0	0	1.96
Feb 18	at Southern Miss	8.0	4	3	1	2	8	1	0	1	0	0	2	1	0	0-3	3-1	0	1.74
Feb 21	MISSOURI STATE	9.0	5	1	1	3	14	2	0	0	1	0	1	0	0	3-1	4-1	1	1.58
Feb 22	MISSOURI STATE	9.0	5	3	2	9	12	3	0	0	1	0	1	0	0	9-3	5-1	1	1.65
Feb 23	MISSOURI STATE	9.0	2	4	4	8	8	0	0	1	0	0	2	0	0	6-4	6-1	2	2.02
Feb 25	TROY	9.0	7	6	5	2	20	0	0	3	0	0	1	0	0	5-6	6-2	2	2.42
Feb 28	vs Rice	7.0	5	3	2	2	8	1	1	1	0	0	0	0	0	14-3	7-2	3	2.43
Mar 01	vs Arizona	9.0	8	6	5	1	18	1	0	1	2	0	3	0	0	5-6	7-3	3	2.71
Mar 02	vs Oklahoma State	8.0	9	9	6	4	8	1	0	1	0	0	1	1	0	7-9	7-4	3	3.07
Mar 05	SOUTHERN MISS	7.0	5	3	2	3	3	1	0	0	0	0	0	1	0	18-3	8-4	3	3.03
Mar 07	QUEENS	9.0	6	3	3	2	16	1	0	0	0	1	0	1	0	9-3	9-4	3	3.03
Mar 08	QUEENS	9.0	3	2	2	3	7	0	1	0	0	0	0	1	0	10-2	10-4	3	2.95
Mar 09	QUEENS	9.0	6	3	1	4	14	0	1	0	2	0	0	0	0	9-3	11-4	3	2.81
Mar 11	vs Old Dominion	9.0	7	4	4	4	16	0	0	1	2	0	1	1	0	9-4	12-4	3	2.89
Mar 12	vs Nicholls	9.0	4	1	1	3	9	0	0	0	0	0	2	1	0	2-1	13-4	4	2.77
*Mar 14	TEXAS	9.0	9	8	7	1	11	0	1	2	0	0	1	0	0	7-8	13-5	4	3.02
*Mar 16	TEXAS	7.0	5	5	5	5	12	2	0	1	0	0	1	0	0	3-5	13-6	4	3.17
*Mar 16	TEXAS	7.0	7	4	4	3	9	2	0	1	1	0	1	1	0	1-4	13-7	4	3.25
Mar 18	JACKSON STATE	7.0	6	3	3	1	15	2	0	0	3	0	0	0	0	16-3	14-7	4	3.28
Totals		173.0	115	76	63	67	248	19	4	14	13	1	18	8	0	168-76	14-7	4	3.28



## 2025 GAME-BY-GAME STARTERS (BATTING ORDER)

DATE	OPPONENT	1	2	3	4	5	6	7	8	9	SP
2/14	Manhattan - G1	Reeves	Highfill	Reese	Sullivan	Hines	Chance	Stevens	Stallman	Cupp	Kohn
2/14	Manhattan - G2	Reeves	Highfill	Reese	Sullivan	Hines	Chance	Downs	Powell	Cupp	Ligon
2/16	Manhattan	Reeves	Highfill	Reese	Sullivan	Hines	Chance	Stevens	Downs	Cupp	Simmons
2/18	at Southern Miss	Reeves	Highfill	Reese	Sullivan	Hines	Chance	Stallman	Stevens	Cupp	Foster
2/21	Missouri State	Buckner	Highfill	Reese	Sullivan	Hines	Chance	Stevens	Downs	Cupp	Kohn
2/22	Missouri State	Buckner	Highfill	Hines	Sullivan	Reese	Chance	O'Brien	Powell	Cupp	Ligon
2/23	Missouri State	Frei	Highfill	Reese	Sullivan	Hines	Chance	Downs	Pulliam	Cupp	Simmons
2/25	Troy	Frei	Highfill	Reese	Sullivan	Hines	Chance	Stallman	Downs	Cupp	Pruitt
2/28	vs. Rice (3)	Frei	Highfill	Reese	Sullivan	Stallman	Chance	Stevens	Reeves	Cupp	Kohn
3/1	vs. Arizona (3)	Frei	Chance	Reese	Sullivan	Stallman	Downs	Stevens	Highfill	Cupp	Ligon
3/2	vs. Oklahoma State (3)	Frei	Chance	Reese	Sullivan	Stallman	Stevens	Hines	Highfill	Cupp	Simmons
3/5	Southern Miss	Stallman	Chance	Reese	Sullivan	Stevens	Hines	Highfill	Sanders	Cupp	Pruitt
3/7	Queens	Stallman	Chance	Reese	Sullivan	Stevens	Hines	Highfill	Sanders	Cupp	Kohn
3/8	Queens	Reeves	Chance	Reese	Sullivan	Hines	Stevens	Downs	Sanders	Powell	Davis
3/9	Queens	Reeves	Chance	Reese	Sullivan	Hines	Downs	Stevens	Sanders	Highfill	Ligon
3/11	vs. Old Dominion (2)	Reeves	Chance	Reese	Sullivan	Hines	Downs	Stevens	Sanders	Powell	Siary
3/12	vs. Nicholls State (2)	Chance	Reese	Sullivan	Hines	Downs	O'Brien	Owen	Sanders	Cupp	Sullivan
3/14	Texas*	Stallman	Chance	Reese	Sullivan	Hines	Downs	Sanders	Highfill	Cupp	Kohn
3/15	Texas*	Sanders	Chance	Reese	Sullivan	Hines	Downs	Stevens	Highfill	Cupp	Davis
3/16	Texas*	Stallman	Chance	Reese	Sullivan	Hines	Downs	Sanders	Highfill	Cupp	Ligon
3/18	Jackson State	Reeves	Chance	Stallman	Sullivan	Hines	Stevens	Sanders	Powell	Cupp	Sullivan
3/21	at Oklahoma*										
3/22	at Oklahoma*										
3/23	at Oklahoma*										
3/25	Samford										
3/27	at LSU*										
3/28	at LSU*										
3/29	at LSU*										
4/1	at Memphis										
4/4	South Carolina*										
4/5	South Carolina*										
4/6	South Carolina*										
4/8	at UAB										
4/11	at Alabama*										
4/12	at Alabama*										
4/13	at Alabama*										
4/15	Southern										
4/17	Florida*										
4/18	Florida*										
4/19	Florida*										
4/22	vs. Ole Miss (1)										
4/25	at Auburn*										
4/26	at Auburn*										
4/27	at Auburn*										
4/29	Memphis										
5/2	Kentucky*										
5/3	Kentucky*										
5/4	Kentucky*										
5/9	Ole Miss*										
5/10	Ole Miss*										
5/11	Ole Miss*										
5/13	North Alabama										
5/15	at Missouri*										
5/16	at Missouri*										
5/17	at Missouri*										

\* - Southeastern Conference game | (1) - Trustmark Park; Pearl, Miss. | (2) - Kessler Federal Park; Biloxi, Miss. | (3) - Daikin Park; Houston, Texas


## 2025 GAME-BY-GAME STARTERS (POSITION)

DATE	OPPONENT	C	1B	2B	3B	SS	LF	CF	RF	DH	SP
2/14	Manhattan - G1	Highfill	Hines	Reeves	Reese	Cupp	Stallman	Chance	Stevens	Sullivan	Kohn
2/14	Manhattan - G2	Powell	Hines	Reeves	Reese	Cupp	Downs	Chance	Highfill	Sullivan	Ligon
2/16	Manhattan	Highfill	Hines	Reeves	Reese	Cupp	Downs	Chance	Stevens	Sullivan	Simmons
2/18	at Southern Miss	Highfill	Hines	Reeves	Reese	Cupp	Stallman	Chance	Stevens	Sullivan	Foster
2/21	Missouri State	Highfill	Hines	Buckner	Reese	Cupp	Downs	Chance	Stevens	Sullivan	Kohn
2/22	Missouri State	Powell	Hines	Buckner	Reese	Cupp	Chance	O'Brien	Highfill	Sullivan	Ligon
2/23	Missouri State	Highfill	Hines	Frei	Reese	Cupp	Pulliam	Chance	Downs	Sullivan	Simmons
2/25	Troy	Highfill	Hines	Frei	Reese	Cupp	Stallman	Chance	Downs	Sullivan	Pruitt
2/28	vs. Rice (3)	Highfill	Frei	Reeves	Reese	Cupp	Stallman	Chance	Stevens	Sullivan	Kohn
3/1	vs. Arizona (3)	Highfill	Stallman	Frei	Reese	Cupp	Downs	Chance	Stevens	Sullivan	Ligon
3/2	vs. Oklahoma State (3)	Highfill	Hines	Frei	Reese	Cupp	Stallman	Chance	Stevens	Sullivan	Simmons
3/5	Southern Miss	Highfill	Hines	Sanders	Reese	Cupp	Stallman	Chance	Stevens	Sullivan	Pruitt
3/7	Queens	Highfill	Hines	Sanders	Reese	Cupp	Stallman	Chance	Stevens	Sullivan	Kohn
3/8	Queens	Powell	Hines	Sanders	Reese	Reeves	Downs	Chance	Stevens	Sullivan	Davis
3/9	Queens	Highfill	Hines	Sanders	Reese	Reeves	Downs	Chance	Stevens	Sullivan	Ligon
3/11	vs. Old Dominion (2)	Powell	Hines	Sanders	Reese	Reeves	Downs	Chance	Stevens	Sullivan	Siary
3/12	vs. Nicholls State (2)	Owen	Hines	Sanders	Reese	Cupp	Chance	O'Brien	Downs	Sullivan	Sullivan
3/14	Texas*	Highfill	Hines	Sanders	Reese	Cupp	Stallman	Chance	Downs	Sullivan	Kohn
3/15	Texas*	Highfill	Hines	Sanders	Reese	Cupp	Downs	Chance	Stevens	Sullivan	Davis
3/16	Texas*	Highfill	Hines	Sanders	Reese	Cupp	Stallman	Chance	Downs	Sullivan	Ligon
3/18	Jackson State	Powell	Hines	Sanders	Reeves	Cupp	Stallman	Chance	Stevens		
3/21	at Oklahoma*										
3/22	at Oklahoma*										
3/23	at Oklahoma*										
3/25	Samford										
3/27	at LSU*										
3/28	at LSU*										
3/29	at LSU*										
4/1	at Memphis										
4/4	South Carolina*										
4/5	South Carolina*										
4/6	South Carolina*										
4/8	at UAB										
4/11	at Alabama*										
4/12	at Alabama*										
4/13	at Alabama*										
4/15	Southern										
4/17	Florida*										
4/18	Florida*										
4/19	Florida*										
4/22	vs. Ole Miss (1)										
4/25	at Auburn*										
4/26	at Auburn*										
4/27	at Auburn*										
4/29	Memphis										
5/2	Kentucky*										
5/3	Kentucky*										
5/4	Kentucky*										
5/9	Ole Miss*										
5/10	Ole Miss*										
5/11	Ole Miss*										
5/13	North Alabama										
5/15	at Missouri*										
5/16	at Missouri*										
5/17	at Missouri*										

\* - Southeastern Conference game | (1) - Trustmark Park; Pearl, Miss. | (2) - Kessler Federal Park; Biloxi, Miss. | (3) - Daikin Park; Houston, Texas



## 2025 TV/MEDIA ROSTER



**2 | Sawyer Reeves**  
IF | R/R | Sr./Sr.  
Lugoff, S.C.



**3 | Ace Reese**  
IF | L/R | So./So.  
Canton, Texas



**4 | Mikhail Grant**  
RHP | R/R | So./Fr.  
Stockbridge, Ga.



**5 | Aaron Downs**  
IF/OF | R/R | Sr./Sr.  
Pella, Iowa



**6 | Landis Davila**  
OF | L/R | Fr./Fr.  
Farragut, Tenn.




**7 | Reed Stallman**  
IF | L/R | Sr./Sr.  
Robins, Iowa



**8 | Charlie Foster**  
LHP | R/L | Fr./Fr.  
Snellville, Ga.




**9 | Pico Kohn**  
LHP | L/L | Sr./Jr.  
Verben, Ala.



**10 | Dylan Cupp**  
IF | R/R | So./So.  
Cedartown, Ga.




**11 | Duke Stone**  
RHP | R/R | Fr./Fr.  
Uvalda, Ga.



**12 | Evan Siary**  
RHP | R/R | Jr./Jr.  
Columbus, Miss.



**13 | Nate Chester**  
IF | R/R | Sr./Sr.  
Kansas City, Mo.



**14 | Cade O'Leary**  
RHP | R/R | Fr./Fr.  
Knoxville, Tenn.



**15 | Luke Dotson**  
LHP | L/L | So./So.  
Marietta, Ga.



**16 | Braden Booth**  
IF/RHP | R/R | Fr./Fr.  
Madison, Ala.



**17 | Stone Simmons**  
RHP | R/R | Gr./Sr.  
Houston, Texas



**18 | Noah Sullivan**  
DH/RHP | R/R | Sr./Sr.  
Orlando, Fla.




**19 | Robert Fortenberry**  
LHP | L/L | Jr./Jr.  
Frisco, Texas




**22 | Ross Highfill**  
C | R/R | Jr./So.  
Madison, Miss.



**23 | Jackson Owen**  
C | R/R | Sr./Jr.  
Starkville, Miss.




**25 | Bradley Loftin**  
LHP | L/L | Jr./Jr.  
Southaven, Miss.



**26 | Chase Hungate**  
RHP | L/R | Sr./Sr.  
Abingdon, Va.



**27 | Gavin Black**  
RHP | L/R | Jr./Jr.  
Bogart, Ga.



**28 | Ryan McPherson**  
RHP | R/R | Fr./Fr.  
Hollywood, Fla.




**29 | Nate Williams**  
RHP | R/R | Sr./Jr.  
Acworth, Ga.



**30 | Jacob Pruitt**  
RHP | R/R | Jr./Jr.  
Yorktown, Ind.



**31 | Karson Ligon**  
RHP | R/R | Sr./Sr.  
Sarasota, Fla.



**32 | Michael O'Brien**  
OF | L/L | So./So.  
River Ridge, La.



**34 | Gehrig Frei**  
IF | S/R | Sr./Jr.  
Alpharetta, Ga.



**35 | Ben Davis**  
RHP/C | R/R | Jr./Jr.  
Booneville, Miss.



**36 | Nolan Stevens**  
IF/OF/LHP | L/L | So./So.  
Elk Grove, Calif.



**38 | Bryce Chance**  
OF | R/R | Sr./Jr.  
Ridgeland, Miss.



**41 | Ethan Pulliam**  
IF/OF | R/R | So./So.  
Starkville, Miss.



**42 | Jack Gleason**  
RHP | R/R | Fr./Fr.  
Germantown, Tenn.




**43 | Steven Spalitta**  
IF/C | L/R | So./So.  
Mandeville, La.



**44 | Hunter Hines**  
IF/OF | L/R | Sr./Sr.  
Madison, Miss.



**45 | Dane Burns**  
LHP | R/L | Fr./Fr.  
Celina, Texas



**47 | JT Schnoor**  
RHP | R/R | Jr./Jr.  
Pascagoula, Miss.




**48 | Kevin Mannell**  
RHP | R/R | Jr./Jr.  
Topeka, Kan.



**49 | Gatlin Sanders**  
IF/OF | L/R | Jr./Jr.  
Madison, Miss.



**52 | Lukas Buckner**  
IF | L/R | Fr./Fr.  
Knoxville, Tenn.



**55 | Joe Powell**  
C | R/R | Gr./Sr.  
Mason, Ohio



## HITTER PROFILES

## 2 SAWYER REEVES

INF | R/R | SR. | 6-3 | 205  
LUGOFF, S.C. / THE CITADEL

## QUICK HITS

- Team Barber
- 2023 Second-Team All-Southern Conference
- Finished second on the team with a .304 batting average last season (The Citadel)
- Fourth hardest player to strikeout in SoCon with 22 strikeouts through 191 plate appearances

## SINGLE GAME CAREER HIGHS

At Bats	6	2x last at Western California (5/12/2023)*
Hits	4	at Charleston Southern (4/25/2023)*
Runs Scored	4	at Charleston Southern (4/25/2023)*
Runs Batted In	4	2x last vs St. Bonaventure (2/16/2024)*
Doubles	2	3x last vs South Carolina (4/16/2024)*
Triples	1	2x last vs Akron (2/25/2024)*
Home Runs	1	9x last at Mercer (5/18/2024)*
Walks	3	2x last vs Jackson St. (3/18/25)
Stolen Bases	2	3x last at Charleston Southern (4/25/2023)*

\*Career highs from The Citadel

## MISCELLANEOUS STATS

	2025	CAREER
2 Hit Game	2	41
3 Hit Game	--	7
4+ Hit Game	--	1
2 RBI Game	1	13
3 RBI Game	--	6
4+ RBI Game	--	2

## REEVES' GAME-BY-GAME HITTING STATS

DATE	OPP	POS	AB	R	H	RBI	2B	3B	HR	BB	K	SB	CS	AVG
2/14	Manhattan*	2B	3	1	1	0	0	0	0	1	0	0	0	.125
2/14	Manhattan*	2B	5	0	0	0	0	0	0	0	2	0	0	.000
2/16	Manhattan*	2B	4	0	0	0	0	0	0	1	1	0	0	.083
2/18	at Southern Miss*	2B	1	0	0	0	0	0	0	1	1	0	0	.077
2/21	Missouri St.	2B	0	0	0	0	0	0	0	0	0	0	0	.077
2/22	Missouri St.	PR/3B	0	0	0	0	0	0	0	0	0	0	0	.077
2/28	vs. Rice*	2B	4	2	2	0	1	0	0	0	1	0	0	.176
3/1	vs. Arizona	PR/2B	0	0	0	0	0	0	0	0	0	0	0	.176
3/2	vs. Oklahoma State	2B	2	1	1	0	0	0	0	1	1	0	0	.211
3/8	Queens*	SS	4	1	1	0	0	0	0	0	1	1	0	.217
3/9	Queens*	SS	3	2	2	1	1	0	0	1	0	1	0	.269
3/11	vs. Old Dominion*	SS	4	1	1	2	1	0	0	0	1	1	0	.190
3/16	Texas	PH/2B	2	0	1	0	0	0	0	0	0	0	0	.250
3/16	Texas	2B	1	0	1	0	0	0	0	0	0	0	0	.227
3/18	Jackson St.*	3B	2	2	1	0	0	0	0	3	0	1	0	.269
TOTALS			35	10	11	3	3	0	0	8	8	4	0	.314

## CAREER HITTING STATS

YEAR	AVG	GP-GS	AB	R	H	2B	3B	HR	RBI	TB	SLG%	BB	HP	SO	GDP	OB%	SF	SH		
2022*	.273	47-41	150	26	41	6	0	0	18	47	.313	16	0	19	4	.343	0	2		
2023*	.314	54-54	210	49	66	16	1	4	37	96	.457	20	3	27	3	.377	3	4		
2024*	.304	48-48	191	34	58	10	1	5	31	85	.445	19	4	22	3	.377	1	0		
2025	.314	15-9	35	10	11	3	0	0	3	14	.400	8	1	8	0	.455	0	0		
TOTAL			301	164-152	586	119	176	35	2	9	89	242	.404	63	8	76	10	.388	4	6

\*Statistics from The Citadel

## 3 ACE REESE

INF | L/R | SO. | 6-3 | 200  
CANTON, TX / UNIVERSITY OF HOUSTON

## QUICK HITS

- Selected to the All-Big 12 Freshman Team (2024)
- Tied Houston's school record with four triples in a single season last season
- Ranked fifth among Big 12 freshmen with seven home runs

## SINGLE GAME CAREER HIGHS

At Bats	5	12x last vs Texas (3/14/25)
Hits	3	3x last vs Southern Miss (3/5/25)
Runs Scored	3	3x last vs Arizona (3/1/25)
Runs Batted In	4	vs Southern Miss (3/5/25)
Doubles	2	vs Southern (4/17/2024)*
Triples	1	5x last vs Missouri St. (2/22/25)
Home Runs	2	vs Arizona (3/1/25)
Walks	3	vs Texas (4/14/2024)*
Stolen Bases	1	6x last vs Manhattan (2/16/25)

\*Career highs from Houston

## MISCELLANEOUS STATS

	2025	CAREER
2 Hit Game	5	13
3 Hit Game	2	3
4+ Hit Game	--	--
2 RBI Game	5	11
3 RBI Game	2	5
4+ RBI Game	1	1

## REESE'S GAME-BY-GAME HITTING STATS

DATE	OPP	POS	AB	R	H	RBI	2B	3B	HR	BB	K	SB	CS	AVG
2/14	Manhattan*	3B	3	3	2	1	0	0	1	1	0	0	0	.667
2/14	Manhattan*	3B	3	0	0	0	0	0	0	1	0	0	0	.333
2/16	Manhattan*	3B	2	1	0	0	0	0	0	1	2	1	0	.250
2/18	at Southern Miss*	3B	4	0	0	0	0	0	0	0	3	0	0	.167
2/21	Missouri St.*	3B	4	0	0	1	0	0	0	0	1	0	0	.125
2/22	Missouri St.*	3B	5	0	2	3	0	1	0	0	1	0	0	.190
2/23	Missouri St.*	3B	4	1	1	2	0	0	1	1	2	0	0	.200
2/25	Troy*	3B	4	0	2	1	1	0	0	1	1	0	0	.241
2/28	vs. Rice*	3B	4	2	2	2	0	0	1	1	1	0	0	.273
3/1	vs. Arizona*	3B	4	2	3	3	1	0	2	0	1	0	0	.324
3/2	vs. Oklahoma St.*	3B	4	0	1	1	0	0	0	0	0	0	0	.341
3/5	Southern Miss*	3B	5	2	3	4	1	0	1	0	0	0	0	.367
3/7	Queens*	3B	5	1	2	1	1	0	0	0	2	0	0	.370
3/8	Queens*	3B	5	0	1	0	0	0	0	0	1	0	0	.356
3/9	Queens*	3B	4	1	1	1	0	0	0	1	2	0	0	.349
3/11	vs. Old Dominion	3B	3	1	2	2	1	0	0	1	1	0	0	.350
3/12	vs. Nicholls*	3B	3	0	0	1	0	0	0	1	0	0	0	.326
3/14	Texas*	3B	5	0	1	2	1	0	0	0	1	0	0	.313
3/16	Texas*	3B	4	1	1	2	1	0	0	0	0	0	0	.309
3/16	Texas*	3B	3	0	1	0	0	0	0	0	0	0	0	.314
TOTALS			78	15	25	27	7	1	6	9	19	1	0	.321

## CAREER HITTING STATS

YEAR	AVG	GP-GS	AB	R	H	2B	3B	HR	RBI	TB	SLG%	BB	HP	SO	GDP	OB%	SF	SH
2024*	.278	48-42	162	33	45	8	4	7	34	82	.506	29	3	37	4	.395	1	0
2025	.321	20-20	78	15	25	7	1	6	27	52	.667	9	2	19	1	.400	1	0
TOTAL	.300	68-62	240	49	70	15	5	13	61	134	.587	38	5	56	5	.398	2	0

\*Statistics from Houston



HITTER PROFILES

5 AARON DOWNS

INF/OF | R/R | SR. | 6-0 | 210  
PELLA, IOWA / HERITAGE ACADEMY

QUICK HITS

- Knocked out first career home run vs Manhattan in season opener
- Stole career-high two bases in series finale vs Manhattan

SINGLE GAME CAREER HIGHS

At Bats	5	6x last vs Old Dominion (3/11/25)
Hits	4	vs LSU (3/17/24)
Runs Scored	3	3x last vs Queens (3/9/25)
Runs Batted In	5	vs Queens (3/8/25)
Doubles	1	7x last vs Old Dominion (3/11/25)
Triples	--	--
Home Runs	2	2x last vs Queens (3/9/25)
Walks	2	vs. Arkansas State (3/21/23)
Stolen Bases	2	vs Manhattan (2/16/25)

MISCELLANEOUS STATS

	2025	CAREER
2 Hit Game	3	10
3 Hit Game	1	2
4+ Hit Game	--	1
2 RBI Game	1	3
3 RBI Game	1	2
4+ RBI Game	2	2

DOWNS' GAME-BY-GAME HITTING STATS

DATE	OPP	POS	AB	R	H	RBI	2B	3B	HR	BB	K	SB	CS	AVG
2/14	Manhattan	PH/RF	1	1	1	3	0	0	1	0	0	0	0	.750
2/14	Manhattan*	LF	3	1	2	4	0	0	0	0	1	0	0	.667
2/16	Manhattan*	LF	3	1	1	0	0	0	0	1	0	2	0	.571
2/21	Missouri St.*	LF	1	1	0	0	0	0	0	0	0	1	0	.500
2/22	Missouri St.	LF	1	0	0	0	0	0	0	0	0	0	0	.444
2/23	Missouri St.*	RF/LF	3	1	1	1	0	0	1	0	1	0	0	.417
2/25	Troy*	RF	4	0	0	0	0	0	0	1	1	0	0	.313
2/28	vs. Rice	PH	1	1	1	1	0	0	1	0	0	0	0	.353
3/1	vs. Arizona*	LF	4	1	1	0	1	0	0	0	1	0	0	.333
3/2	vs. Oklahoma St.	PH/RF	2	0	0	0	0	0	0	0	0	0	0	.304
3/5	Southern Miss	PH/RF	1	0	0	0	0	0	0	0	0	0	0	.292
3/7	Queens	PR	0	1	0	0	0	0	0	0	0	0	0	.292
3/8	Queens*	LF	3	3	3	5	1	0	2	0	0	0	0	.370
3/9	Queens*	LF	3	3	2	2	0	0	2	0	0	0	0	.400
3/11	vs. Old Dominion*	LF	5	2	2	1	1	0	0	0	0	0	0	.346
3/12	vs. Nicholls*	RF	3	1	1	0	0	0	0	1	1	0	0	.345
3/14	Texas*	RF	2	0	0	0	0	0	0	1	1	0	0	.323
3/16	Texas*	LF/RF	2	0	0	1	0	0	0	0	0	0	0	.286
3/16	Texas*	RF	2	0	0	0	0	0	0	1	1	0	0	.303
3/18	Jackson St.	LF	1	1	0	0	0	0	0	1	1	0	0	.278
TOTALS			45	18	15	18	3	0	7	6	8	3	0	.333

CAREER HITTING STATS

YEAR	AVG	GP-GS	AB	R	H	2B	3B	HR	RBI	TB	SLG%	BB	HP	SO	GDP	OB%	SF	SH
2022	.206	18-7	34	5	7	3	0	0	2	10	.294	4	1	15	0	.308	0	1
2023	.261	19-2	23	4	6	0	0	0	1	6	.261	5	0	9	1	.393	0	0
2024	.305	30-24	95	16	29	4	0	0	9	33	.347	13	1	31	3	.394	0	2
2025	.333	20-13	45	18	15	3	0	7	18	39	.867	6	3	8	1	.436	1	0
TOTAL	.289	87-46	197	43	57	10	0	7	30	88	.447	28	5	63	5	.390	1	3

6 LANDIS DAVILA

OF | L/R | FR. | 6-3 | 200  
FARRAGUT, TENN. / FARRAGUT HS

QUICK HITS

- Won three state titles with Farragut High School (2022,2023,2024)
- Earned MVP honors in the 2024 season
- Named All-State member in 2022, 2023, and 2024
- Recorded his first career hit and RBI against Jackson St. (3/18)

SINGLE GAME CAREER HIGHS

At Bats	2	vs Jackson St. (3/18/25)
Hits	1	vs Jackson St. (3/18/25)
Runs Scored	1	vs Jackson St. (3/18/25)
Runs Batted In	1	vs Jackson St. (3/18/25)
Doubles	--	--
Triples	--	--
Home Runs	--	--
Walks	--	--
Stolen Bases	--	--

MISCELLANEOUS STATS

	2025	CAREER
2 Hit Game	--	--
3 Hit Game	--	--
4+ Hit Game	--	--
2 RBI Game	--	--
3 RBI Game	--	--
4+ RBI Game	--	--

DAVILA'S GAME-BY-GAME HITTING STATS

DATE	OPP	POS	AB	R	H	RBI	2B	3B	HR	BB	K	SB	CS	AVG
2/14	Manhattan	PH/RF	1	0	0	0	0	0	0	0	0	1	0	.000
2/14	Manhattan	PH	1	0	0	0	0	0	0	0	0	0	0	.000
3/8	Queens	PH/RF	0	0	0	0	0	0	0	0	0	0	0	.250
3/18	Jackson St.	PH/RF	2	1	1	1	0	0	0	0	1	0	0	.250
TOTALS			4	1	1	1	0	0	0	0	2	0	0	.250

CAREER HITTING STATS

YEAR	AVG	GP-GS	AB	R	H	2B	3B	HR	RBI	TB	SLG%	BB	HP	SO	GDP	OB%	SF	SH
2025	.250	4-0	4	1	1	0	0	0	1	1	.250	0	1	2	0	.400	0	0
TOTAL	.250	4-0	4	1	1	0	0	0	1	1	.250	0	1	2	0	.400	0	0

## HITTER PROFILES

# 7 REED STALLMAN

INF | L/R | SR. | 6-3 | 220  
ROBBINS, IOWA / CAMPBELL

### QUICK HITS

- Six of his 13 hits have gone for extra-bases in 2025
- His 15 home runs and 13 HBP ranked third among Campbell
- Drew 13 walks in Campbell's first six games
- Ranked second on the team with 53 RBIs

### SINGLE GAME CAREER HIGHS

At Bats	5	11x last vs Texas (3/14/25)
Hits	3	2x last vs Oklahoma St. (3/2/25)
Runs Scored	4	Ohio (2/24/24)*
Runs Batted In	4	2x last vs Oklahoma St. (3/2/25)
Doubles	2	vs Troy (2/25/25)
Triples	--	
Home Runs	2	2x last vs Oklahoma St. (3/2/25)
Walks	3	3x last at Hofstra (4/21/2024)*
Stolen Bases	1	8x last William and Mary (5/16/24)*

\*Career highs from Campbell

### MISCELLANEOUS STATS

	2025	CAREER
2 Hit Game	2	9
3 Hit Game	1	2
4+ Hit Game	--	--
2 RBI Game	2	11
3 RBI Game	2	8
4+ RBI Game	1	2

### STALLMAN'S GAME-BY-GAME HITTING STATS

DATE	OPP	POS	AB	R	H	RBI	2B	3B	HR	BB	K	SB	CS	AVG
2/14	Manhattan*	LF	2	0	0	0	0	0	0	1	1	0	0	.333
2/14	Manhattan	PH	1	1	1	3	0	0	1	0	0	0	0	1.000
2/18	at Southern Miss*	LF	3	0	0	0	0	0	0	0	1	0	0	.167
2/22	Missouri St.	PH/RF	3	1	1	1	0	0	1	0	0	0	0	.222
2/23	Missouri St.	PH	1	0	1	0	0	0	0	0	0	0	0	.300
2/25	Troy*	LF	5	0	2	0	2	0	0	0	2	0	0	.333
2/28	vs. Rice*	LF	2	0	1	2	0	0	0	1	1	0	0	.353
3/1	vs. Arizona*	1B	3	0	0	0	0	0	0	0	2	0	0	.300
3/2	vs. Oklahoma St.*	LF	4	2	3	4	0	0	2	0	1	0	0	.375
3/5	Southern Miss*	LF	3	1	1	2	0	0	0	1	1	0	0	.370
3/7	Queens*	LF	4	0	0	1	0	0	0	1	1	0	0	.323
3/14	Texas*	LF	5	0	0	0	0	0	0	0	3	0	0	.240
3/16	Texas	PH/LF	1	0	0	0	0	0	0	0	0	0	0	.250
3/16	Texas*	LF	2	0	1	1	0	0	0	2	0	0	0	.259
3/18	Jackson St.*	LF	3	2	2	3	1	0	1	0	0	0	0	.290
TOTALS			42	7	13	17	3	0	5	6	13	0	0	.310

### CAREER HITTING STATS

YEAR	AVG	GP-GS	AB	R	H	2B	3B	HR	RBI	TB	SLG%	BB	HP	SO	GDP	OB%	SF	SH
2024*	.239	47-47	159	48	38	6	0	15	53	89	.560	47	13	43	0	.441	3	1
2025	.310	15-11	42	7	13	3	0	5	17	31	.738	6	1	13	0	.408	0	0
TOTAL	.275	62-58	201	55	51	9	0	20	70	122	.649	53	14	56	0	.425	3	1

\*Statistics from Campbell

# 10 DYLAN CUPP

INF | R/R | SO. | 6-0 | 181  
CEDARTOWN, GA. / CEDARTOWN HS

### QUICK HITS

- Set a career-high with four hits against Evansville on March 10, 2024
- Recorded four multi-RBI games in 2024

### SINGLE GAME CAREER HIGHS

At Bats	5	2x last vs Troy (2/25/25)
Hits	4	vs. Evansville (3/10/24)
Runs Scored	2	6x last vs Southern Miss (3/5/25)
Runs Batted In	3	vs. Evansville (3/10/24)
Doubles	1	8x last vs Southern Miss (3/5/25)
Triples	--	--
Home Runs	--	--
Walks	3	2x last vs Manhattan (2/14/25)
Stolen Bases	1	5x last vs. Missouri St. (2/22/25)

### MISCELLANEOUS STATS

	2025	CAREER
2 Hit Game	4	5
3 Hit Game	--	--
4+ Hit Game	--	1
2 RBI Game	1	4
3 RBI Game	--	1
4+ RBI Game	--	--

### CUPP'S GAME-BY-GAME HITTING STATS

DATE	OPP	POS	AB	R	H	RBI	2B	3B	HR	BB	K	SB	CS	AVG
2/14	Manhattan*	SS	1	1	0	1	0	0	0	1	0	0	0	.000
2/14	Manhattan*	SS	1	0	0	1	0	0	0	3	0	0	0	.000
2/16	Manhattan*	SS	3	0	2	1	1	0	0	1	1	0	0	.400
2/18	at Southern Miss*	SS	3	0	0	0	0	0	0	0	0	0	0	.250
2/21	Missouri St.*	SS	2	0	0	0	0	0	0	1	1	0	0	.200
2/22	Missouri St.*	SS	2	2	1	0	1	0	0	2	1	1	0	.250
2/23	Missouri St.*	SS	3	0	2	1	0	0	0	1	1	0	0	.333
2/25	Troy*	SS	5	1	1	0	0	0	0	0	1	0	0	.300
2/28	vs. Rice*	SS	3	2	1	1	1	0	0	0	1	0	0	.304
3/1	vs. Arizona*	SS	2	0	0	0	0	0	0	0	1	0	0	.280
3/2	vs. Oklahoma St.*	SS	3	1	0	0	0	0	0	1	0	0	0	.258
3/5	Southern Miss*	SS	2	2	2	0	1	0	0	2	0	0	0	.303
3/7	Queens*	SS	1	0	0	0	0	0	0	1	0	0	0	.294
3/12	vs. Nicholls*	SS	3	0	1	0	0	0	0	0	1	0	0	.286
3/14	Texas*	SS	2	0	0	0	0	0	0	1	1	0	0	.267
3/16	Texas*	SS	1	1	0	0	0	0	0	2	0	0	0	.281
3/16	Texas*	SS	1	0	1	0	0	0	0	1	0	0	0	.290
3/18	Jackson St.*	SS	3	0	2	2	0	0	0	0	1	0	0	.314
TOTALS			41	10	13	7	4	0	0	17	10	1	0	.317

### CAREER HITTING STATS

YEAR	AVG	GP-GS	AB	R	H	2B	3B	HR	RBI	TB	SLG%	BB	HP	SO	GDP	OB%	SF	SH
2024	.258	22-21	66	13	17	4	0	0	13	21	.318	11	1	14	1	.367	1	5
2025	.317	18-18	41	10	13	4	0	0	7	17	.415	17	5	10	0	.556	0	2
TOTAL	.280	40-39	107	23	30	8	0	0	20	38	.355	28	6	24	1	.451	1	7



HITTER PROFILES

13 NATE CHESTER

INF | R/R | SR. | 6-2 | 190  
KANSAS CITY, MO. / JOHN A. LOGAN CC

QUICK HITS

- Made 26 appearances with eight starts at third base last season
- Ended the season with .206 batting average

SINGLE GAME CAREER HIGHS

At Bats	5	at Florida (3/30/24)
Hits	1	10x last vs Vanderbilt (5/23/24)
Runs Scored	1	9x last at Arkansas (5/10/24)
Runs Batted In	1	4x last vs Vanderbilt (5/23/24)
Doubles	1	2x last vs Missouri (5/18/24)
Triples	--	--
Home Runs	--	--
Walks	3	vs. Austin Peay (2/21/24)
Stolen Bases	--	--

MISCELLANEOUS STATS

	2025	CAREER
2 Hit Game	--	--
3 Hit Game	--	--
4+ Hit Game	--	--
2 RBI Game	--	--
3 RBI Game	--	--
4+ RBI Game	--	--

CHESTER'S GAME-BY-GAME HITTING STATS

DATE	OPP	POS	AB	R	H	RBI	2B	3B	HR	BB	K	SB	CS	AVG
2/14	Manhattan	PH/3B	1	0	0	0	0	0	0	0	1	0	0	.000
3/8	Queens	PH/2B	1	0	0	0	0	0	0	0	1	0	0	.000
3/18	Jackson St.	2B	0	0	0	0	0	0	0	1	0	0	0	.000
TOTALS			2	0	0	0	0	0	0	1	2	0	0	.000

CAREER HITTING STATS

YEAR	AVG	GP-GS	AB	R	H	2B	3B	HR	RBI	TB	SLG%	BB	HP	SO	GDP	OB%	SF	SH
2023	.211	15-4	19	2	4	1	0	0	2	5	.263	2	2	4	0	.348	0	0
2024	.206	28-8	34	7	7	2	0	0	3	9	.265	10	0	7	1	.386	0	1
2025	.000	3-0	2	0	0	0	0	0	0	.000	1	1	2	0	.500	0	0	
TOTAL	.200	46-12	55	9	11	3	0	0	5	14	.255	13	3	13	1	.380	0	1

22 ROSS HIGHFILL

C | R/R | SO. | 6-0 | 200  
MADISON, MISS. / MADISON CENTRAL HS

QUICK HITS

- Has started games in Right Field and at catcher
- Missed 2024 with injury
- Collected seven multiple RBI games in 2023
- Hit three home runs against Lipscomb in 2023, the first Dawg to do this since 2017
- In the 2023 series at Alabama, Highfill batted .545 collecting five RBIs, three home runs and a walk

SINGLE GAME CAREER HIGHS

At Bats	5	8x last vs Rice (2/28/25)
Hits	3	3x last at Alabama (4/6/23)
Runs Scored	3	3x last vs Manhattan (2/14/25)
Runs Batted In	4	3x last vs Texas (3/14/25)
Doubles	2	vs. ULM (2/22/23)
Triples	1	vs Rice (2/28/25)
Home Runs	3	vs. Lipscomb (3/11/23)
Walks	3	at Auburn (4/23/23)
Stolen Bases	2	vs Missouri St. (2/22/25)

MISCELLANEOUS STATS

	2025	CAREER
2 Hit Game	4	7
3 Hit Game	--	3
4+ Hit Game	--	--
2 RBI Game	2	7
3 RBI Game	--	--
4+ RBI Game	1	3

HIGHFILL'S GAME-BY-GAME HITTING STATS

DATE	OPP	POS	AB	R	H	RBI	2B	3B	HR	BB	K	SB	CS	AVG
2/14	Manhattan*	C	2	2	1	2	0	0	0	1	0	0	0	.500
2/14	Manhattan*	RF/C	2	3	1	0	1	0	0	2	0	1	0	.500
2/16	Manhattan*	C	5	0	0	0	0	0	0	0	2	0	0	.222
2/18	at Southern Miss*	C	4	0	0	0	0	0	0	0	0	0	0	.154
2/21	Missouri St.*	C	4	1	1	0	0	0	0	0	1	0	0	.176
2/22	Missouri St.*	RF/C	5	1	1	0	0	0	0	0	1	2	0	.182
2/23	Missouri St.*	C	4	1	1	0	0	0	0	0	1	1	0	.192
2/25	Troy*	C	4	1	1	0	0	0	0	0	1	0	0	.200
2/28	vs. Rice*	C	5	1	2	2	0	1	0	0	1	0	0	.229
3/1	vs. Arizona*	C	4	1	2	1	0	0	0	0	1	1	0	.256
3/2	vs. Oklahoma St.*	C	2	0	0	0	0	0	0	0	1	0	0	.256
3/5	Southern Miss*	C	3	1	0	0	0	0	0	1	0	1	0	.239
3/7	Queens*	C	3	1	1	1	1	0	0	0	0	0	0	.245
3/9	Queens*	C	4	0	2	1	0	0	0	0	1	1	1	.264
3/11	vs. Old Dominion	C	2	0	1	1	0	0	0	0	1	0	1	.268
3/12	vs. Nicholls	C	0	0	0	0	0	0	0	0	0	0	0	.268
3/14	Texas*	C	4	1	2	4	0	0	1	0	1	0	0	.289
3/16	Texas*	C	3	0	0	0	0	0	0	0	2	0	0	.260
3/16	Texas*	C	2	1	0	0	0	0	0	0	1	1	0	.277
TOTALS			62	15	16	12	2	1	1	4	15	8	1	.258

CAREER HITTING STATS

YEAR	AVG	GP-GS	AB	R	H	2B	3B	HR	RBI	TB	SLG%	BB	HP	SO	GDP	OB%	SF	SH
2023	.231	39-36	121	25	28	8	0	9	28	63	.521	12	3	38	5	.312	2	4
2024	.100	4-3	10	1	1	0	0	0	2	1	.100	1	1	4	0	.214	2	0
2025	.258	19-17	62	15	16	2	1	1	12	23	.371	4	6	15	1	.361	0	1
TOTAL			233	62-56	193	41	45	10	1	10	.451	17	10	57	6	.321	4	5





## HITTER PROFILES

# 23 JACKSON OWEN

C | R/R | SR. | 5-10 | 199  
STARKVILLE, MISS. / NE MISSISSIPPI CC

### QUICK HITS

- NJCAA Gold Glove winning catcher in 2023
- During his redshirt season in 2024, was the Diamond Dawgs first base coach

### SINGLE GAME CAREER HIGHS

At Bats	1	5x last vs Jackson St. (3/18/25)
Hits	--	--
Runs Scored	--	--
Runs Batted In	--	--
Doubles	--	--
Triples	--	--
Home Runs	--	--
Walks	1	vs Nicholls (3/12/25)
Stolen Bases	--	--

### MISCELLANEOUS STATS

	2025	CAREER
2 Hit Game	--	--
3 Hit Game	--	--
4+ Hit Game	--	--
2 RBI Game	--	--
3 RBI Game	--	--
4+ RBI Game	--	--

### OWEN'S GAME-BY-GAME HITTING STATS

DATE	OPP	POS	AB	R	H	RBI	2B	3B	HR	BB	K	SB	CS	AVG
2/14	Manhattan	PH/C	1	0	0	0	0	0	0	0	0	0	0	.000
3/2	vs. Oklahoma St.	C	0	0	0	0	0	0	0	0	0	0	0	.000
3/5	Southern Miss	PH/C	1	0	0	0	0	0	0	0	1	0	0	.000
3/8	Queens	C	1	0	0	0	0	0	0	0	1	0	0	.000
3/12	vs. Nicholls*	C	1	0	0	0	0	0	0	1	0	0	0	.000
3/18	Jackson St.	PH	1	0	0	0	0	0	0	0	1	0	0	.000
TOTALS			5	0	0	0	0	0	0	1	3	0	0	.000

### CAREER HITTING STATS

YEAR	AVG	GP-GS	AB	R	H	2B	3B	HR	RBI	TB	SLG%	BB	HP	SO	GDP	OB%	SF	SH
2024																		
2025	.000	6-1	5	0	0	0	0	0	0	0	.000	1	0	3	0	.167	0	0
TOTAL	.000	6-1	5	0	0	0	0	0	0	0	.000	1	0	3	0	.167	0	0

# 32 MICHAEL O'BRIEN

OF | L/L | SO. | 6-0 | 185  
RIVER RIDGE, LA. / JOHN CURTIS CHRISTIAN

### QUICK HITS

- Earned his third start of his career on Feb. 22 against Missouri State

### SINGLE GAME CAREER HIGHS

At Bats	4	vs Nicholls (3/12/25)
Hits	1	4x last vs Nicholls (3/12/25)
Runs Scored	2	North Alabama (5/14/24)
Runs Batted In	1	Alcorn State (4/16/24)
Doubles	1	vs Manhattan (2/14/25)
Triples	1	vs Nicholls (3/12/25)
Home Runs	--	--
Walks	2	2x last vs Jackson St. (3/18/25)
Stolen Bases	1	Evansville (3/10/24)

### MISCELLANEOUS STATS

	2025	CAREER
2 Hit Game	--	--
3 Hit Game	--	--
4+ Hit Game	--	--
2 RBI Game	--	--
3 RBI Game	--	--
4+ RBI Game	--	--

### O'BRIEN'S GAME-BY-GAME HITTING STATS

DATE	OPP	POS	AB	R	H	RBI	2B	3B	HR	BB	K	SB	CS	AVG
2/14	Manhattan	PH/CF	2	1	1	0	1	0	0	0	0	0	0	.500
2/14	Manhattan	CF	0	0	0	0	0	0	0	0	0	0	0	.000
2/16	Manhattan	CF	0	0	0	0	0	0	0	0	0	0	0	.500
2/21	Missouri St.	PR/CF	0	1	0	0	0	0	0	0	0	0	0	.500
2/22	Missouri St.*	CF	2	0	0	0	0	0	0	1	0	0	0	.250
2/23	Missouri St.	CF	0	0	0	0	0	0	0	0	0	0	0	.250
2/25	Troy	PR	0	0	0	0	0	0	0	0	0	0	0	.250
3/1	vs. Arizona	PR	0	0	0	0	0	0	0	0	0	0	0	.250
3/5	Southern Miss*	PH/CF	1	0	1	0	0	0	0	0	0	0	0	.333
3/7	Queens	CF	0	0	0	0	0	0	0	0	0	0	0	.333
3/8	Queens	CF	1	0	0	0	0	0	0	0	0	0	0	.300
3/9	Queens	CF	1	0	0	0	0	0	0	0	0	0	0	.273
3/12	vs. Nicholls*	CF	4	0	1	0	0	1	0	0	1	0	0	.250
3/16	Texas	PR	0	0	0	0	0	0	0	0	0	0	0	.250
3/18	Jackson St.	CF	1	1	0	0	0	0	0	2	0	0	0	.222
TOTALS			12	3	3	0	1	1	0	3	1	0	0	.250

### CAREER HITTING STATS

YEAR	AVG	GP-GS	AB	R	H	2B	3B	HR	RBI	TB	SLG%	BB	HP	SO	GDP	OB%	SF	SH
2024	.125	23-2	8	4	1	0	0	0	1	1	.125	5	0	1	0	.462	0	0
2025	.250	15-2	12	3	3	1	1	0	0	6	.500	3	0	1	1	.400	0	0
TOTAL	.200	39-4	20	8	4	1	1	0	1	7	.350	8	0	2	1	.429	0	0



HITTER PROFILES

34

GEHRIG FREI

INF | S/R | SR. | 6-1 | 200  
ALPHARETTA, GA. / NORTH ALABAMA

QUICK HITS

- Hit a leadoff homer against Missouri State in his first start as a Dawg
- 2024 CSC Academic All-District
- 2024 Third Team All-ASUN (3B)

SINGLE GAME CAREER HIGHS

At Bats	6	4x last at Bellarmine (4/14/2024)*
Hits	5	2x last at Bellarmine (4/14/2024)*
Runs Scored	4	2x last vs Samford (5/1/2024)*
Runs Batted In	6	2x last vs Samford (5/1/2024)*
Doubles	2	2x last at Bellarmine (4/16/2024)*
Triples	--	--
Home Runs	2	last vs Samford (5/1/2024)*
Walks	3	at Bellarmine (4/13/2024)*
Stolen Bases	1	5x last vs Arizona (3/1/25)

\*Career highs from North Alabama

MISCELLANEOUS STATS

	2025	CAREER
2 Hit Game	1	28
3 Hit Game	2	11
4+ Hit Game	--	1
2 RBI Game	1	7
3 RBI Game	--	6
4+ RBI Game	--	5

FREI'S GAME-BY-GAME HITTING STATS

DATE	OPP	POS	AB	R	H	RBI	2B	3B	HR	BB	K	SB	CS	AVG
2/14	Manhattan	3B/1B	1	0	0	0	0	0	0	0	0	0	0	.500
2/14	Manhattan	PH	1	1	1	0	0	0	0	0	0	1	0	1.000
2/22	Missouri St.	PH	0	1	0	0	0	0	0	0	0	0	0	.500
2/23	Missouri St.*	2B	4	1	2	1	0	0	1	0	0	0	0	.500
2/25	Troy*	2B	4	2	3	0	1	0	0	0	0	0	0	.600
2/28	vs. Rice*	1B	5	2	3	2	1	0	0	0	0	0	0	.600
3/1	vs. Arizona*	2B/1B	5	0	1	1	0	0	0	0	1	1	0	.500
3/2	vs. Oklahoma St.*	2B	2	0	0	0	0	0	0	0	0	0	0	.455
3/5	Southern Miss	PH	1	1	1	0	0	0	0	0	0	0	0	.478
3/8	Queens	PH	1	0	0	0	0	0	0	0	0	0	0	.458
3/9	Queens	PH	1	0	1	1	0	0	0	0	0	0	0	.480
3/11	vs. Old Dominion	PH	0	0	0	0	0	0	0	1	0	0	0	.500
3/12	vs. Nicholls	PH	1	0	0	0	0	0	0	1	0	0	0	.476
3/14	Texas	PH	0	1	0	0	0	0	0	1	0	0	0	.476
3/16	Texas	PH	1	0	0	0	0	0	0	0	0	0	0	.455
3/18	Jackson St.	1B	2	0	1	1	1	0	0	0	0	0	0	.458
TOTALS			29	9	13	6	3	0	1	2	2	2	0	.448

CAREER HITTING STATS

YEAR	AVG	GP-GS	AB	R	H	2B	3B	HR	RBI	TB	SLG%	BB	HP	SO	GDP	OB%	SF	SH
2023*	.293	51-51	193	32	58	13	0	7	31	92	.465	22	4	40	3	.373	1	2
2024*	.320	54-54	206	51	66	12	0	15	49	123	.597	25	11	26	7	.420	1	0
2025	.448	16-5	29	9	13	3	0	1	6	19	.655	2	2	2	1	.515	0	0
TOTAL	.354	121-110	428	92	137	28	0	23	86	234	.572	49	17	68	8	.436	2	2

\*Statistics from North Alabama

38

BRYCE CHANCE

OF | R/R | SR. | 5-10 | 180  
RIDGELAND, MISS. / MADISON-RIDGELAND ACADEMY

QUICK HITS

- Has seven multihit games on the season
- Hardest player to strike out in the SEC in 2024

SINGLE GAME CAREER HIGHS

At Bats	6	at Ole Miss (4/13/24)
Hits	3	5x last vs. Manhattan (2/14/25)
Runs Scored	4	vs Southern Miss (3/5/25)
Runs Batted In	4	2x last vs LSU (3/16/24)
Doubles	1	19x last vs Arizona (3/1/25)
Triples	1	vs Missouri (5/16/24)
Home Runs	1	11x last vs Queens (3/8/25)
Walks	3	vs. Austin Peay (2/21/24)
Stolen Bases	2	2x last vs Nicholls (3/12/25)

MISCELLANEOUS STATS

	2025	CAREER
2 Hit Game	6	26
3 Hit Game	1	5
4+ Hit Game	--	--
2 RBI Game	2	11
3 RBI Game	--	4
4+ RBI Game	--	2

CHANCE'S GAME-BY-GAME HITTING STATS

DATE	OPP	POS	AB	R	H	RBI	2B	3B	HR	BB	K	SB	CS	AVG
2/14	Manhattan*	CF	3	1	2	1	1	0	0	0	0	1	0	.667
2/14	Manhattan*	CF	4	3	3	1	1	0	0	0	1	0	0	.714
2/16	Manhattan*	CF/LF	2	0	0	0	0	0	0	0	0	0	0	.556
2/18	at Southern Miss*	CF	3	0	0	0	0	0	0	0	1	0	0	.417
2/21	Missouri St.*	CF/LF	2	0	0	0	0	0	0	2	0	0	0	.357
2/22	Missouri St.*	LF/CF	4	1	2	1	1	0	0	1	0	1	0	.389
2/23	Missouri St.*	CF/LF	4	0	1	0	0	0	0	0	1	0	0	.364
2/25	Troy*	CF	5	0	2	0	0	0	0	0	1	1	0	.370
2/28	vs. Rice*	CF	4	1	1	0	1	0	0	0	1	0	0	.355
3/1	vs. Arizona*	CF	5	1	1	0	1	0	0	0	2	0	0	.333
3/2	vs. Oklahoma St.*	CF	5	2	2	1	0	0	1	0	0	0	0	.318
3/5	Southern Miss*	CF/LF	4	4	2	1	0	0	1	1	0	0	0	.333
3/7	Queens*	CF/LF	5	0	0	0	0	0	0	0	1	0	0	.302
3/8	Queens*	CF	4	1	1	2	0	0	1	0	0	0	0	.298
3/9	Queens*	CF	4	0	2	2	0	0	0	0	0	1	1	.311
3/11	vs. Old Dominion*	CF	3	2	0	0	0	0	0	1	0	0	0	.308
3/12	vs. Nicholls*	LF	1	0	1	0	0	0	0	2	0	2	0	.325
3/14	Texas*	CF	4	1	0	0	0	0	0	1	2	0	0	.295
3/16	Texas*	CF	3	1	1	0	0	0	0	1	0	0	0	.280
3/16	Texas*	CF	3	0	0	0	0	0	0	0	2	0	0	.277
3/18	Jackson St.*	CF	1	2	1	0	0	0	0	1	0	0	0	.294
TOTALS			73	20	22	9	5	0	3	10	12	6	1	.301

CAREER HITTING STATS

YEAR	AVG	GP-GS	AB	R	H	2B	3B	HR	RBI	TB	SLG%	BB	HP	SO	GDP	OB%	SF	SH
2023	.330	36-27	100	24	33	4	0	2	22	43	.430	20	2	15	3	.444	2	1
2024	.286	61-57	217	36	62	11	1	6	36	93	.429	26	6	18	5	.370	5	0
2025	.301	21-21	73	20	22	5	0	3	9	36	.493	10	2	12	0	.400	0	2
TOTAL	.300	118-105	390	80	117	20	1	11	67	172	.441	56	10	45	8	.395	7	3



## HITTER PROFILES

### 41 ETHAN PULLIAM

INF/OF | R/R | SO. | 6-1 | 180  
STARKVILLE, MISS. / STARKVILLE HS

#### QUICK HITS

- Hit his first career triple against Missouri State
- Earned his first start of the season against Missouri State in the series finale

#### SINGLE GAME CAREER HIGHS

At Bats	4	5x last at Arkansas (5/12/24)
Hits	3	at Arkansas (5/12/24)
Runs Scored	1	8x last vs Missouri St. (2/23/25)
Runs Batted In	4	at Arkansas (5/12/24)
Doubles	2	at Arkansas (5/12/24)
Triples	1	vs Missouri St. (2/23/25)
Home Runs	1	at Arkansas (5/12/24)
Walks	2	at Arkansas (5/11/24)
Stolen Bases	1	at Memphis (4/23/24)

#### MISCELLANEOUS STATS

	2025	CAREER
2 Hit Game	--	4
3 Hit Game	--	1
4+ Hit Game	--	--
2 RBI Game	--	--
3 RBI Game	--	--
4+ RBI Game	--	1

#### PULLIAM'S GAME-BY-GAME HITTING STATS

DATE	OPP	POS	AB	R	H	RBI	2B	3B	HR	BB	K	SB	CS	AVG
2/14	Manhattan	PH/LF	1	0	1	0	0	0	0	0	0	0	0	1.000
2/14	Manhattan	LF	0	0	0	0	0	0	0	0	0	0	0	.000
2/23	Missouri St.*	LF	3	1	1	0	0	1	0	0	0	0	0	.500
3/2	vs. Oklahoma St.	PH	1	0	0	0	0	0	0	0	1	0	0	.400
3/5	Southern Miss	PH	1	0	0	0	0	0	0	0	0	0	0	.333
3/8	Queens	PH/LF	0	0	0	0	0	0	0	1	0	0	0	.333
3/9	Queens	PH/LF	0	0	0	0	0	0	0	0	0	0	0	.333
TOTALS			6	1	2	0	0	1	0	1	1	0	0	.333

#### CAREER HITTING STATS

YEAR	AVG	GP-GS	AB	R	H	2B	3B	HR	RBI	TB	SLG%	BB	HP	SO	GDP	OB%	SF	SH
2024	.227	27-20	66	7	15	5	0	1	11	23	.348	8	0	13	0	.307	1	0
2025	.333	7-1	6	1	2	0	1	0	0	4	.667	1	2	1	0	.556	0	0
TOTAL	.236	34-21	72	8	17	5	1	1	11	27	.375	9	2	14	0	.333	1	0

### 43 STEVEN SPALLITA

INF/C | L/R | SO. | 6-0 | 185  
MANDEVILLE, LA. / FONTAIN BLEU HS

#### QUICK HITS

#### SINGLE GAME CAREER HIGHS

At Bats	3	at Ole Miss (4/13/24)
Hits	1	3x last vs Queens (3/8/25)
Runs Scored	1	vs Queens (3/8/25)
Runs Batted In	1	vs Jackson St. (3/18/25)
Doubles	--	--
Triples	--	--
Home Runs	--	--
Walks	1	2x last vs Jackson St. (3/18/25)
Stolen Bases	--	--

#### MISCELLANEOUS STATS

	2025	CAREER
2 Hit Game	--	--
3 Hit Game	--	--
4+ Hit Game	--	--
2 RBI Game	--	--
3 RBI Game	--	--
4+ RBI Game	--	--

#### SPALLITA'S GAME-BY-GAME HITTING STATS

DATE	OPP	POS	AB	R	H	RBI	2B	3B	HR	BB	K	SB	CS	AVG
2/14	Manhattan	PH/DH	2	0	1	0	0	0	0	0	1	0	0	.500
3/8	Queens	PH/DH	2	1	1	0	0	0	0	0	0	0	0	.400
3/18	Jackson St.	PH/C	1	0	0	1	0	0	0	1	1	0	0	.333
TOTALS			5	1	2	1	0	0	0	1	2	0	0	.400

#### CAREER HITTING STATS

YEAR	AVG	GP-GS	AB	R	H	2B	3B	HR	RBI	TB	SLG%	BB	HP	SO	GDP	OB%	SF	SH
2024	.100	8-3	10	0	1	0	0	0	0	1	.100	1	1	3	0	.250	0	0
2025	.400	3-0	5	1	2	0	0	0	1	2	.400	1	0	2	0	.500	0	0
TOTAL	.200	11-3	15	1	3	0	0	0	1	3	.200	2	1	5	0	.333	0	0



## HITTER PROFILES

# 44 HUNTER HINES

INF/OF | L/R | SR. | 6-3 | 209  
MADISON, MISS. / MADISON CENTRAL HS

### QUICK HITS

- Tied for sixth in program history with 22 home runs in a single season in 2023
- Has the fourth most homers in program history with 56 career home runs
- Currently 10 home runs away from passing Rafael Palmeiro for most home runs at MSU
- Eight RBIs shy of cracking the MSU Top 10 for career RBIs

### SINGLE GAME CAREER HIGHS

At Bats	6	4x last vs Memphis (3/19/24)
Hits	4	vs. South Carolina (3/31/23)
Runs Scored	4	vs. Georgia (3/20/22)
Runs Batted In	5	2x last at Vanderbilt (4/27/24)
Doubles	2	vs. Lipscomb (3/10/23)
Triples	1	vs. Northern Kentucky (2/25/22)
Home Runs	2	6x last vs Alabama (5/3/24)
Walks	3	vs. Memphis (3/29/22)
Stolen Bases	1	vs. Evansville (3/8/24)

### MISCELLANEOUS STATS

	2025	CAREER
2 Hit Game	3	34
3 Hit Game	1	19
4+ Hit Game	--	1
2 RBI Game	1	17
3 RBI Game	1	14
4+ RBI Game	1	12

### HINES' GAME-BY-GAME HITTING STATS

DATE	OPP	POS	AB	R	H	RBI	2B	3B	HR	BB	K	SB	CS	AVG
2/14	Manhattan*	1B	4	3	2	4	0	0	1	0	0	0	0	.500
2/14	Manhattan*	1B	3	1	1	0	1	0	0	1	1	0	0	.429
2/16	Manhattan*	1B	4	1	2	1	0	0	0	0	1	0	0	.455
2/18	at Southern Miss*	1B	4	0	1	0	0	0	0	0	1	0	0	.400
2/21	Missouri St.*	1B	3	0	0	0	0	0	0	1	1	0	0	.333
2/22	Missouri St.*	1B	4	1	0	0	0	0	0	1	2	0	0	.273
2/23	Missouri St.*	1B	4	1	1	1	0	0	1	0	3	0	0	.269
2/25	Troy*	1B	5	0	0	0	0	0	0	0	4	0	0	.226
3/2	vs. Oklahoma St.*	1B	4	0	0	0	0	0	0	0	0	0	0	.211
3/5	Southern Miss*	1B	5	0	2	2	0	0	0	0	1	0	0	.256
3/7	Queens*	1B	4	3	3	3	1	0	1	1	0	0	0	.298
3/8	Queens*	1B	5	0	1	0	1	0	0	0	0	0	0	.288
3/9	Queens*	1B	5	0	1	0	0	0	0	0	0	0	0	.281
3/11	vs. Old Dominion*	1B	3	1	1	1	0	0	1	0	0	0	0	.235
3/12	vs. Nicholls*	1B	4	0	0	0	0	0	0	0	0	0	0	.211
3/14	Texas*	1B	4	1	1	0	0	0	0	0	0	0	0	.214
3/16	Texas*	1B	3	0	1	0	0	0	0	1	1	0	0	.208
3/16	Texas*	1B	3	0	0	0	0	0	0	0	0	0	0	.200
3/18	Jackson St.*	1B	3	1	1	0	0	0	0	0	0	0	0	.216
TOTALS			74	13	19	12	4	0	3	6	15	0	0	.257

### CAREER HITTING STATS

YEAR	AVG	GP-GS	AB	R	H	2B	3B	HR	RBI	TB	SLG%	BB	HP	SO	GDP	OB%	SF	SH
2022	.300	56-56	210	51	63	13	1	16	52	126	.600	29	4	58	4	.393	1	0
2023	.297	52-52	202	44	60	12	0	22	61	138	.683	23	4	64	3	.375	3	0
2024	.257	63-63	249	41	64	9	0	16	56	121	.486	33	2	74	4	.346	2	0
2025	.257	19-19	74	13	19	4	0	3	12	32	.432	6	0	15	1	.309	1	0
TOTAL	.280	190-190	735	149	206	38	1	57	181	417	.567	91	10	211	12	.364	7	0

# 49 GATLIN SANDERS

INF/OF | L/R | JR. | 5-11 | 175  
MADISON, MISS. / JONES CC

### QUICK HITS

- Earned his first Bulldog Start against Southern Miss
- His .356 batting average ranked second on the team at Jones
- 21 of his 67 hits went for extra-bases; 20 doubles and a triple
- Led the team with 21 stolen bases last season

### SINGLE GAME CAREER HIGHS

At Bats	4	vs Texas (3/14/25)
Hits	2	2x last vs Texas (3/14/25)
Runs Scored	2	2x last vs Jackson St. (3/18/25)
Runs Batted In	2	vs Jackson St. (3/18/25)
Doubles	1	vs Old Dominion (3/11/25)
Triples	--	--
Home Runs	--	--
Walks	2	vs Nicholls (3/12/25)
Stolen Bases	2	vs Queens (3/8/25)

### MISCELLANEOUS STATS

	2025	CAREER
2 Hit Game	2	2
3 Hit Game	--	--
4+ Hit Game	--	--
2 RBI Game	1	1
3 RBI Game	--	--
4+ RBI Game	--	--

### SANDERS' GAME-BY-GAME HITTING STATS

DATE	OPP	POS	AB	R	H	RBI	2B	3B	HR	BB	K	SB	CS	AVG
2/14	Manhattan	PH/2B	1	0	1	0	0	0	0	0	0	0	0	1.000
2/21	Missouri St.	PR	0	0	0	0	0	0	0	0	0	0	0	1.000
3/5	Southern Miss*	2B	3	2	1	1	0	0	0	1	1	0	0	.429
3/7	Queens*	2B	3	1	1	1	0	0	0	0	0	0	0	.400
3/8	Queens*	2B	3	1	2	1	0	0	0	0	0	2	0	.462
3/9	Queens*	2B	3	1	1	0	0	0	0	1	0	0	0	.438
3/11	vs. Old Dominion*	2B	3	1	1	0	1	0	0	0	0	0	0	.500
3/12	vs. Nicholls*	2B	1	1	0	0	0	0	0	2	0	0	0	.400
3/14	Texas*	2B	4	1	2	0	0	0	0	0	2	0	0	.444
3/16	Texas*	2B	2	0	0	0	0	0	0	0	1	0	0	.333
3/16	Texas*	2B	1	0	0	0	0	0	0	0	0	0	0	.400
3/18	Jackson St.*	2B	3	2	1	2	0	0	0	0	0	0	0	.333
TOTALS			27	10	10	5	1	0	0	4	4	2	0	.370

### CAREER HITTING STATS

YEAR	AVG	GP-GS	AB	R	H	2B	3B	HR	RBI	TB	SLG%	BB	HP	SO	GDP	OB%	SF	SH
2025	.370	12-10	27	10	10	1	0	0	5	11	.407	4	2	4	1	.485	0	1
TOTAL	.370	12-10	27	10	10	1	0	0	5	11	.407	4	2	4	1	.485	0	1





## HITTER PROFILES

# 52 LUKAS BUCKNER

INF | L/R | FR. | 5-9 | 170  
KNOXVILLE, TENN. / FARRAGUT HS

### QUICK HITS

- Has two multihit games on the season
- Ended his senior year as the Tennessee state runner-up for most career hits (246)
- Earned three state championships (2022, 2023, 2024) for Farragut High School
- Ranked as the fourth-best shortstop in Tenn. and 17th ranked player overall by Perfect Game

### SINGLE GAME CAREER HIGHS

At Bats	4	2x last vs Missouri St. (2/22/25)
Hits	2	2x last vs Missouri St. (2/21/25)
Runs Scored	1	2x last vs Queens (3/9/25)
Runs Batted In	1	vs Missouri St. (2/21/25)
Doubles	--	--
Triples	--	--
Home Runs	--	--
Walks	1	3x last vs Queens (3/9/25)
Stolen Bases	--	--

### MISCELLANEOUS STATS

	2025	CAREER
2 Hit Game	2	2
3 Hit Game	--	--
4+ Hit Game	--	--
2 RBI Game	--	--
3 RBI Game	--	--
4+ RBI Game	--	--

### BUCKNER'S GAME-BY-GAME HITTING STATS

DATE	OPP	POS	AB	R	H	RBI	2B	3B	HR	BB	K	SB	CS	AVG
2/14	Manhattan	PH/SS	2	0	0	0	0	0	0	0	1	0	0	.000
2/18	at Southern Miss	PH/2B	2	0	2	0	0	0	0	0	0	0	0	.500
2/21	Missouri St.*	2B/SS	4	0	2	0	0	0	0	0	2	0	0	.500
2/22	Missouri St.*	2B	4	0	1	1	0	0	0	1	1	0	0	.417
2/23	Missouri St.	2B	1	0	0	0	0	0	0	0	0	0	0	.385
2/25	Troy	2B	1	0	0	0	0	0	0	0	0	0	0	.357
3/5	Southern Miss	2B	0	0	0	0	0	0	0	0	0	0	0	.357
3/7	Queens	SS	1	0	0	0	0	0	0	0	0	0	0	.333
3/8	Queens	SS	0	1	0	0	0	0	0	1	0	0	0	.333
3/9	Queens	SS	0	1	0	0	0	0	0	1	0	0	0	.333
3/14	Texas	PR	0	0	0	0	0	0	0	0	0	0	0	.357
3/18	Jackson St.	PR/SS	1	0	0	0	0	0	0	0	1	0	0	.333
TOTALS			16	1	5	1	0	0	0	2	5	0	0	.313

### CAREER HITTING STATS

YEAR	AVG	GP-GS	AB	R	H	2B	3B	HR	RBI	TB	SLG%	BB	HP	SO	GDP	OB%	SF	SH
2025	.313	12-2	16	1	5	0	0	0	1	5	.313	2	0	5	0	.389	0	0
TOTAL	.313	12-2	16	1	5	0	0	0	1	5	.313	2	0	5	0	.389	0	0

# 55 JOE POWELL

C | R/R | GR. | 5-10 | 185  
MASON, OHIO. / CINCINNATI

### QUICK HITS

- Was training to be a firefighter before enrolling in the spring of 2024 at MSU
- Hit a career-high three home runs vs. North Alabama (5/14/24)
- Had a season-high four hit game vs. North Alabama (5/14/24)

### SINGLE GAME CAREER HIGHS

At Bats	7	at Wichita State (4/15/22)*
Hits	4	vs. North Alabama (5/14/24)
Runs Scored	3	2x last vs. North Alabama (5/14/24)
Runs Batted In	6	vs. North Alabama (5/14/24)
Doubles	2	2x last at Wichita State (4/15/22)*
Triples	1	5x last vs. South Florida (4/24/22)*
Home Runs	3	vs North Alabama (5/14/24)
Walks	2	9x last vs. South Alabama (3/12/24)
Stolen Bases	1	6x last at East Carolina (5/1/22)*

\*Career highs from Cincinnati

### MISCELLANEOUS STATS

	2025	CAREER
2 Hit Game	--	20
3 Hit Game	--	2
4+ Hit Game	--	1
2 RBI Game	--	12
3 RBI Game	1	6
4+ RBI Game	--	1

### POWELL'S GAME-BY-GAME HITTING STATS

DATE	OPP	POS	AB	R	H	RBI	2B	3B	HR	BB	K	SB	CS	AVG
2/14	Manhattan*	C	2	0	0	1	0	0	0	1	0	0	0	.000
2/22	Missouri St.*	C	1	0	0	0	0	0	0	0	1	0	0	.000
3/2	vs. Oklahoma St.	C	1	0	0	0	0	0	0	0	1	0	0	.000
3/8	Queens*	C	2	0	1	1	0	0	0	0	0	0	0	.143
3/11	vs. Old Dominion*	C	1	0	0	0	0	0	0	0	0	0	0	.000
3/18	Jackson St.*	C	3	1	1	3	0	0	1	0	0	0	0	.143
TOTALS			10	1	2	5	0	0	1	1	2	0	0	.200

### CAREER HITTING STATS

YEAR	AVG	GP-GS	AB	R	H	2B	3B	HR	RBI	TB	SLG%	BB	HP	SO	GDP	OB%	SF	SH
2020*	.235	10-9	34	6	8	2	1	0	9	12	.353	2	1	8	1	.289	1	0
2021*	.215	37-32	107	25	23	4	0	5	15	42	.393	22	1	40	0	.351	1	1
2022*	.326	40-38	141	26	46	12	4	5	26	81	.574	22	2	39	3	.422	1	0
2024	.269	34-28	93	17	24	3	0	5	18	43	.462	11	1	20	3	.343	3	1
2025	.200	6-5	10	1	2	0	0	1	5	5	.500	1	0	2	0	.273	0	0
TOTAL	.249	127-112	385	75	104	21	5	16	73	183	.456	58	5	109	7	.336	6	2

\*Statistics from Cincinnati



TWO WAY-PLAYER PROFILES

16

BRADEN BOOTH

INF/RHP | R/R | FR. | 6-2 | 200  
MADISON, ALA. / BOB JONES HS

QUICK HITS

- Alabama Gatorade Player of the Year 2024
- 2024 Alabama High School Pitcher and Player of the Year
- 7A First Team All-State Infielder 2023

SINGLE GAME CAREER HIGHS

At Bats	
Hits	--
Runs Scored	--
Runs Batted In	--
Doubles	--
Triples	--
Home Runs	--
Walks	--
Stolen Bases	--

MISCELLANEOUS STATS

	2025	CAREER
2 Hit Game	--	--
3 Hit Game	--	--
4+ Hit Game	--	--
2 RBI Game	--	--
3 RBI Game	--	--
4+ RBI Game	--	--

SINGLE GAME CAREER HIGHS

Innings	--
Strikeouts	--
Walks (Low)	--

MISCELLANEOUS STATS

	2025	CAREER GAMES
5+ Strikeouts	--	--
10+ Strikeouts	--	--
2 or Fewer Hits Allowed	--	--
Longest Scoreless Innings Stretch	--	--
Wins in a Row*	--	--

\*no decisions do not break a streak  
\*\*designates as current

BOOTH'S GAME-BY-GAME HITTING STATS

DATE	OPP	POS	AB	R	H	RBI	2B	3B	HR	BB	K	SB	CS	AVG
TOTALS			0	0	0	0	0	0	0	0	0	0	0	.000

CAREER HITTING STATS

YEAR	AVG	GP-GS	AB	R	H	2B	3B	HR	RBI	TB	SLG%	BB	HP	SO	GDP	OB%	SF	SH
2025																		
TOTAL	.000	0-0	0	0	0	0	0	0	0	0	.000	0	0	0	0	.000	0	0

BOOTH'S GAME-BY-GAME PITCHING STATS

DATE	OPP	GS	IP	H	R	ER	BB	SO	2B	3B	HR	WP	BK	HBP	W/L	SV	ERA
TOTALS			0.0	0	0	0	0	0	0	0	0	0	0	0	-/-	0	0.00

CAREER PITCHING STATS

YEAR	ERA	W-L	APP	GS	CG	SHO	SV	IP	H	R	ER	BB	SO	BF	B/AVG	WP	HBP
2025																	
TOTAL	0.00	0-0	0	0	0	0	0	0.0	0	0	0	0	0	0	.000	0	0



TWO WAY-PLAYER PROFILES

18 NOAH SULLIVAN

DH/RHP | R/R | SR. | 6-1 | 225  
ORLANDO, FLA. / USC UPSTATE

QUICK HITS

- Hit his first MSU home run against Troy.
- 2024 Big South All-Tournament Team (DH)
- 2024 First Team All-Big South (UTL)

SINGLE GAME CAREER HIGHS

At Bats	6	4x last at Radford (3/22/24)*
Hits	4	4x last vs Southern Miss (3/5/25)
Runs Scored	3	8x last vs Southern Miss (3/5/25)
Runs Batted In	6	2x last at Coastal Carolina (3/5/24)*
Doubles	2	3x last vs The Citadel (3/14/23)*
Triples	1	vs Ohio (2/18/22)*
Home Runs	2	5x last vs Charleston So. (4/20/24)*
Walks	3	at West Carolina (5/1/24)*
Stolen Bases	2	vs Saint Joseph's (2/25/24)*

\*Career-highs from USC Upstate

MISCELLANEOUS STATS

	2025	CAREER
2 Hit Game	4	39
3 Hit Game	2	9
4+ Hit Game	1	4
2 RBI Game	2	23
3 RBI Game	2	9
4+ RBI Game	1	4

SINGLE GAME CAREER HIGHS

Innings	8.0	at The Citadel (4/12/24)*
Strikeouts	7	2x last vs Gardner-Webb (3/15/24)*
Walks (Low)	0	11x last vs. Jackson St. (3/18/25)

\*Career-highs from USC Upstate

MISCELLANEOUS STATS

	2025	CAREER GAMES
5+ Strikeouts	--	7
10+ Strikeouts	--	--
2 or Fewer Hits Allowed	2	15
Longest Scoreless Innings Stretch	--	7.0
Wins in a Row*	--	8

\*no decisions do not break a streak

\*\*designates as current

SULLIVAN'S GAME-BY-GAME HITTING STATS

DATE	OPP	POS	AB	R	H	RBI	2B	3B	HR	BB	K	SB	CS	AVG
2/14	Manhattan*	DH	1	3	1	3	1	0	0	2	0	0	0	1.000
2/14	Manhattan*	DH	2	3	1	0	0	0	0	0	0	0	0	.667
2/16	Manhattan*	DH	3	1	1	1	0	0	0	0	0	0	0	.500
2/18	at Southern Miss*	DH	4	0	0	0	0	0	0	0	2	0	0	.300
2/21	Missouri St.*	DH	4	0	1	2	1	0	0	0	2	0	0	.286
2/22	Missouri St.*	DH	4	2	3	1	1	0	0	1	1	0	0	.389
2/23	Missouri St.*	DH	4	0	1	0	0	0	0	1	0	0	0	.364
2/25	Troy*	DH	3	1	2	4	0	0	1	2	1	0	0	.400
2/28	vs. Rice*	DH	2	1	0	0	0	0	0	1	1	0	0	.370
3/1	vs. Arizona*	DH	4	0	0	0	0	0	0	0	1	0	0	.323
3/2	vs. Oklahoma St.*	DH	4	1	2	1	0	0	0	1	1	0	0	.333
3/5	Southern Miss*	DH	4	3	4	3	0	0	1	0	0	0	0	.395
3/7	Queens*	DH	3	1	2	2	0	0	1	2	0	0	0	.413
3/8	Queens*	DH	2	1	1	0	0	0	0	0	0	1	0	.417
3/9	Queens*	DH	3	0	1	1	1	0	0	1	1	0	0	.412
3/11	vs. Old Dominion*	DH	4	0	1	1	1	0	0	1	1	0	0	.314
3/12	vs. Nicholls*	DH	4	0	0	0	0	0	0	0	1	0	0	.282
3/14	Texas*	DH	5	2	3	1	1	0	0	1	0	0	0	.318
3/16	Texas*	DH	3	0	2	0	0	0	0	1	1	0	0	.327
3/16	Texas*	DH	2	0	0	0	0	0	0	0	0	0	0	.304
3/18	Jackson St.*	DH	1	2	1	1	0	0	0	0	1	0	0	.340
TOTALS			66	21	27	21	6	0	4	14	13	1	0	.409

CAREER HITTING STATS

YEAR	AVG	GP-GS	AB	R	H	2B	3B	HR	RBI	TB	SLG%	BB	HP	SO	GDP	OB%	SF	SH
2022*	.303	58-57	221	43	67	9	1	3	42	87	.394	23	20	35	3	.410	4	0
2023*	.311	18-17	61	12	19	3	0	2	15	28	.459	8	5	12	2	.421	2	0
2024*	.324	57-55	204	52	66	8	0	17	56	125	.613	37	13	31	7	.453	2	0
2025	.409	21-21	66	21	27	6	0	4	21	45	.682	14	7	13	1	.552	0	0
TOTAL	.337	154-150	552	128	174	26	1	26	134	285	.537	82	45	91	13	.459	8	0

\*Statistics from USC Upstate

SULLIVAN'S GAME-BY-GAME PITCHING STATS

DATE	OPP	GS	IP	H	R	ER	BB	SO	2B	3B	HR	WP	BK	HBP	W/L	SV	ERA
3/12	vs. Nicholls	*	3.0	2	0	0	0	2	0	0	0	0	0	0	-/-	0	0.00
3/18	Jackson St.	*	3.0	1	0	0	0	4	1	0	0	0	0	0	-/-	0	0.00
TOTALS			6.0	3	0	0	0	6	1	0	0	0	0	0	-/-	0	0.00

CAREER PITCHING STATS

YEAR	ERA	W-L	APP	GS	CG	SHO	SV	IP	H	R	ER	BB	SO	BF	B/AVG	WP	HBP
2022*	3.31	6-0	9	5	0	0	0	32.2	22	13	12	11	26	132	.188	4	2
2023*	0.00	1-0	6	0	0	0	1	12.1	4	0	0	7	16	48	.100	1	0
2024*	4.88	8-1	14	12	0	0	1	75.2	76	42	41	22	51	321	.262	3	3
2025	0.00	0-0	2	2	0	0	0	6.0	3	0	0	0	6	21	.143	0	0
TOTAL	2.05	15-1	31	19	0	0	2	126.2	105	55	53	40	99	522	.173	8	5

\*Statistics from USC Upstate



TWO WAY-PLAYER PROFILES

35 BEN DAVIS

C/RHP | R/R | SO. | 6-3 | 215  
BOONEVILLE, MISS. / ITAWAMBA CC

QUICK HITS

-Averaged 10.6 strikeouts per nine innings for the 2024 season at Itawamba CC

SINGLE GAME CAREER HIGHS

At Bats		
Hits	--	--
Runs Scored	--	--
Runs Batted In	--	--
Doubles	--	--
Triples	--	--
Home Runs	--	--
Walks	--	--
Stolen Bases	--	--

MISCELLANEOUS STATS

	2025	CAREER
2 Hit Game	--	--
3 Hit Game	--	--
4+ Hit Game	--	--
2 RBI Game	--	--
3 RBI Game	--	--
4+ RBI Game	--	---

SINGLE GAME CAREER HIGHS

Innings	6.0	vs Queens (3/8/25)
Strikeouts	5	vs Troy (2/25/25)
Walks (Low)	0	3x last vs Troy (2/25/25)

MISCELLANEOUS STATS

	2025	CAREER GAMES
5+ Strikeouts	1	1
10+ Strikeouts	--	--
2 or Fewer Hits Allowed	6	6
Longest Scoreless Innings Stretch	5.0	1
Wins in a Row*	1	1

\*no decisions do not break a streak

\*\*designates as current

DAVIS' GAME-BY-GAME HITTING STATS

DATE	OPP	POS	AB	R	H	RBI	2B	3B	HR	BB	K	SB	CS	AVG
TOTALS			0	0	0	0	0	0	0	0	0	0	0	.000

CAREER HITTING STATS

YEAR	AVG	GP-GS	AB	R	H	2B	3B	HR	RBI	TB	SLG%	BB	HP	SO	GDP	OB%	SF	SH
2025																		
TOTAL	0.00	0-0	0	0	0	0	0	0	0.0	0	0	0	0	0	.000	0	0	

DAVIS' GAME-BY-GAME PITCHING STATS

DATE	OPP	GS	IP	H	R	ER	BB	SO	2B	3B	HR	WP	BK	HBP	W/L	SV	ERA
2/14	Manhattan	2.0	1	0	0	0	4	0	0	0	0	0	0	0	-/-	0	0.00
2/18	at Southern Miss	3.0	2	0	0	0	4	1	0	0	0	0	0	0	-/-	0	0.00
2/22	Missouri St.	1.0	1	1	1	1	2	1	0	0	1	0	0	0	-/-	0	1.50
2/25	Troy	2.1	1	1	1	0	5	0	0	1	0	0	0	0	-/1	0	2.16
3/2	vs. Oklahoma St.	2.1	2	1	1	1	3	0	0	0	0	0	0	0	-/-	0	2.53
3/8	Queens	*	6.0	1	1	1	2	4	0	0	0	0	0	0	1/-	0	2.16
TOTALS		16.2	8	4	4	4	22	2	0	1	1	0	0	0	1/1	0	2.16

CAREER PITCHING STATS

YEAR	ERA	W-L	APP	GS	CG	SHO	SV	IP	H	R	ER	BB	SO	BF	B/AVG	WP	HBP
2025	2.16	1-1	6	1	0	0	0	16.2	8	4	4	4	22	62	.140	1	0
TOTAL	2.16	1-1	6	1	0	0	0	16.2	8	4	4	4	22	62	.140	1	0





TWO WAY-PLAYER PROFILES

36 NOLAN STEVENS

INF/OF/P | L/L | SO. | 6-4 | 211  
ELK GROVE, CALIF. / FRANKLIN HS

QUICK HITS

- SportStars' NorCal Baseball Player of the Year (2023) out of high school
- Made his debut as a Dawg on Feb. 18 as a pinch hitter
- Earned SEC Freshman of the Week honors on 3/18/24
- Set a new career-high with a pair of home runs against Southern Miss (3/5)

SINGLE GAME CAREER HIGHS

At Bats	5	vs Queens (3/7/25)
Hits	3	2x last vs Southern Miss (3/5/25)
Runs Scored	2	3x last vs Queens (3/8/25)
Runs Batted In	3	2x last vs Southern Miss (3/5/25)
Doubles	2	vs Queens (3/8/25)
Triples	--	--
Home Runs	2	vs Southern Miss (3/5/25)
Walks	2	vs Jackson St. (3/18/25)
Stolen Bases	1	2x last vs Missouri St. (2/23/25)

MISCELLANEOUS STATS

	2025	CAREER
2 Hit Game	1	2
3 Hit Game	2	2
4+ Hit Game	--	--
2 RBI Game	2	2
3 RBI Game	2	2
4+ RBI Game	--	--

SINGLE GAME CAREER HIGHS

Innings	5.2	vs LSU (3/15/24)
Strikeouts	8	vs LSU (3/15/24)
Walks (Low)	0	8x last vs Alabama (5/5/24)

MISCELLANEOUS STATS

	2025	CAREER GAMES
5+ Strikeouts		1
10+ Strikeouts	--	--
2 or Fewer Hits Allowed	2	12
Longest Scoreless Innings Stretch		5.2**
Wins in a Row*		1**

\*no decisions do not break a streak

\*\*designates as current

STEVENS' GAME-BY-GAME HITTING STATS

DATE	OPP	POS	AB	R	H	RBI	2B	3B	HR	BB	K	SB	CS	AVG
2/14	Manhattan*	RF	1	1	1	1	0	0	0	1	0	1	0	1.000
2/14	Manhattan	PH/RF	1	0	1	2	1	0	0	0	0	0	0	1.000
2/16	Manhattan*	RF	4	1	1	2	0	0	1	0	1	0	0	.500
2/18	at Southern Miss*	RF	3	0	1	0	0	0	0	0	1	0	0	.444
2/21	Missouri St.*	RF	4	0	0	0	0	0	0	0	1	0	0	.308
2/22	Missouri St.	RF	1	0	0	0	0	0	0	0	0	0	0	.286
2/23	Missouri St.	RF	0	0	0	0	0	0	0	1	0	1	0	.286
2/28	vs. Rice*	RF	4	2	3	3	0	0	1	0	0	0	0	.389
3/1	vs. Arizona*	RF	4	0	1	0	0	0	0	0	2	0	0	.364
3/2	vs. Oklahoma St.*	RF	2	0	0	0	0	0	0	0	2	0	0	.346
3/5	Southern Miss*	RF	4	2	3	3	0	0	2	0	0	0	0	.400
3/7	Queens*	RF	5	1	1	0	0	0	0	0	1	0	0	.371
3/8	Queens*	RF	3	2	2	0	2	0	0	0	0	0	0	.395
3/9	Queens*	RF	4	1	1	0	0	0	0	0	1	0	0	.381
3/11	vs. Old Dominion*	RF	2	1	1	0	0	0	0	1	0	0	1	.375
3/14	Texas	PH/RF	1	0	0	0	0	0	0	0	0	0	0	.360
3/16	Texas*	RF	2	0	0	0	0	0	0	0	1	0	0	.333
3/18	Jackson St.*	RF	2	1	1	0	0	0	0	2	0	0	0	.345
TOTALS			47	12	17	11	3	0	4	5	10	2	1	.362

CAREER HITTING STATS

YEAR	AVG	GP-GS	AB	R	H	2B	3B	HR	RBI	TB	SLG%	BB	HP	SO	GDP	OB%	SF	SH
2024	.269	29-6	26	2	7	1	0	1	2	11	.423	1	1	8	1	.321	0	0
2025	.362	19-14	47	12	17	3	0	4	11	32	.681	5	2	10	0	.444	0	0
TOTAL	.329	48-20	73	14	24	4	0	5	13	43	.589	6	3	18	1	.402	0	0

STEVENS' GAME-BY-GAME PITCHING STATS

DATE	OPP	GS	IP	H	R	ER	BB	SO	2B	3B	HR	WP	BK	HBP	W/L	SV	ERA
3/12	vs. Nicholls		2.1	2	1	1	2	2	0	0	0	0	0	0	1/-	0	3.86
3/18	Jackson St.		0.0	0	1	1	1	0	0	0	0	0	0	0	-/-	0	7.71
TOTALS			2.1	2	2	2	3	2	0	0	0	0	0	0	1/-	0	7.71

CAREER PITCHING STATS

YEAR	ERA	W-L	APP	GS	CG	SHO	SV	IP	H	R	ER	BB	SO	BF	B/AVG	WP	HBP
2024	4.72	2-3	14	1	0	0	0	26.2	27	14	14	8	28	116	.260	3	4
2025	7.71	1-0	2	0	0	0	0	2.1	2	2	2	3	2	11	.250	0	0
TOTAL	4.97	3-3	16	1	0	0	0	29.0	29	16	16	11	30	127	.259	3	4



PITCHING STAFF PROFILES

4

MIKHAI GRANT

RHP | R/R | R-FR. | 6-3 | 215  
STOCKBRIDGE, GA. / GEORGIA PREMIRE ACADEMY

QUICK HITS

- 2023 Southeast All Region 1st Team
- Made his first appearance with Mississippi State on Feb. 16
- Got his first career win against Old Dominion on March 11, 2025.

SINGLE GAME CAREER HIGHS

Innings	1.2	Old Dominion (3/11/25)
Strikeouts	4	Old Dominion (3/11/25)
Walks (Low)	0	Arizona (3/1/25)

MISCELLANEOUS STATS

	2025	CAREER GAMES
5+ Strikeouts	--	--
10+ Strikeouts	--	--
2 or Fewer Hits Allowed	6	6
Longest Scoreless Innings Stretch	1.0	1.0
Wins in a Row*	--	--
*no decisions do not break a streak		
**designates as current		

GRANT'S GAME-BY-GAME PITCHING STATS

DATE	OPP	GS	IP	H	R	ER	BB	SO	2B	3B	HR	WP	BK	HBP	W/L	SV	ERA
2/16	Manhattan	1.0	0	0	0	1	0	0	0	0	0	0	0	0	-/-	0	0.00
2/22	Missouri State	1.0	1	1	1	2	1	1	0	0	0	0	0	0	-/-	0	9.00
3/1	Arizona	1.0	0	0	0	0	3	0	0	0	0	0	0	1	-/-	0	0.00
3/9	Queens	1.0	0	0	0	1	2	0	0	0	0	0	0	0	-/-	0	0.00
3/4	Old Dominion	1.2	2	1	1	2	4	0	0	1	0	0	0	0	1/-	0	5.40
3/16	Texas	1.1	0	0	0	1	3	0	0	0	0	0	0	0	-/-	0	0.00
TOTALS		7.0	3	2	2	7	13	1	0	1	0	0	0	1	1/-	0	2.57

CAREER PITCHING STATS

YEAR	ERA	W-L	APP	GS	CG	SHO	SV	IP	H	R	ER	BB	SO	BF	B/AVG	WP	HBP
2024								--DNP--									
2025	2.57	1-0	6	0	0	0	0	7.0	3	2	2	7	13	32	.125	0	1
TOTAL	2.57	1-0	6	0	0	0	0	7.0	3	2	2	7	13	32	.125	0	1

8

CHARLIE FOSTER

LHP | R/L | FR. | 6-3 | 190  
SNELLVILLE, GA. / BROOKWOOD HS

QUICK HITS

- Awarded First Team All-Region, All-State, and All-Country in 2024
- Made his first appearance with the Bulldogs
- Started his first game with Mississippi State on Feb. 18, 2025 against Southern Miss

SINGLE GAME CAREER HIGHS

Innings	2.2	Missouri State (2/23/25)
Strikeouts	3	Southern Miss (2/18/25)
Walks (Low)	0	Texas (3/16/25)

MISCELLANEOUS STATS

	2025	CAREER GAMES
5+ Strikeouts	--	--
10+ Strikeouts	--	--
2 or Fewer Hits Allowed	3	3
Longest Scoreless Innings Stretch	2.2	2.2
Wins in a Row*	--	--
*no decisions do not break a streak		
**designates as current		

FOSTER'S GAME-BY-GAME PITCHING STATS

DATE	OPP	GS	IP	H	R	ER	BB	SO	2B	3B	HR	WP	BK	HBP	W/L	SV	ERA
2/16	Manhattan		1.0	0	0	0	1	2	0	0	0	0	0	0	-/-	0	0.00
2/18	at Southern Miss	*	2.0	1	3	1	2	3	0	0	1	0	0	1	-/1	0	3.00
2/23	Missouri State		2.2	0	0	0	2	3	0	0	0	0	0	0	-/-	0	0.00
3/16	Texas		1.1	1	1	0	1	1	0	0	0	0	0	0	-/-	0	6.75
TOTALS			7.0	2	4	2	5	8	1	0	1	0	0	1	-/1	0	2.57

CAREER PITCHING STATS

YEAR	ERA	W-L	APP	GS	CG	SHO	SV	IP	H	R	ER	BB	SO	BF	B/AVG	WP	HBP
2025	2.57	0-1	4	1	0	0	0	7.0	2	4	2	5	8	29	.087	0	1
TOTAL	2.57	0-1	4	1	0	0	0	7.0	2	4	2	5	8	29	.087	0	1

## PITCHING STAFF PROFILES

# 9 PICO KOHN

**LHP** | L/L | JR. | 6-4 | 200  
VERBENA, ALA. / CHILTON COUNTY HS

### QUICK HITS

- Pitched a career-high seven innings at Virginia (6/2/24)
- Tallied a career-high 11 punchouts in both his starts this season.
- His 37 strikeouts are tied for the 11th most in the nation.
- He recorded his 100th career strikeout on March 7, 2025 against Queens.

### SINGLE GAME CAREER HIGHS

Innings	7.0	at Virginia (6/2/24)
Strikeouts	11	2x last Missouri State(2/21/25)
Walks (Low)	0	16x last Rice(2/28/25)

### MISCELLANEOUS STATS

	2025	CAREER GAMES
5+ Strikeout Games	4	7
10+ Strikeout Games	2	2
2 or Fewer Hits Allowed	2	22
Longest Scoreless Innings Stretch	5.0	5.0
Wins in a Row*	2	2

\*no decisions do not break a streak

### KOHN'S GAME-BY-GAME PITCHING STATS

DATE	OPP	GS	IP	H	R	ER	BB	SO	2B	3B	HR	WP	BK	HBP	W/L	SV	ERA
2/14	Manhattan	*	5.0	1	0	0	0	11	0	0	0	0	0	0	1/-	0	0.00
2/21	Missouri State	*	6.1	4	1	1	0	11	2	0	0	0	0	0	-/-	0	1.42
2/28	Arizona	*	6.1	4	3	2	2	6	1	1	1	0	0	0	1/-	0	2.84
3/7	Queens	*	6.0	4	3	3	2	9	1	0	0	0	1	0	1/-	0	4.50
3/14	Texas	*	6.0	3	5	4	1	6	0	1	1	0	0	1	-/-	0	6.00
<b>TOTALS</b>			<b>29.2</b>	<b>16</b>	<b>12</b>	<b>10</b>	<b>5</b>	<b>43</b>	<b>4</b>	<b>2</b>	<b>2</b>	<b>0</b>	<b>1</b>	<b>1</b>	<b>3/-</b>	<b>0</b>	<b>3.03</b>

### CAREER PITCHING STATS

YEAR	ERA	W-L	APP	GS	CG	SHO	SV	IP	H	R	ER	BB	SO	BF	B/AVG	WP	HBP
2022	4.91	2-2	21	2	0	0/0	0	36.2	35	24	20	18	35	165	.255	4	4
2023								--DNP--									
2024	3.38	1-1	9	8	0	0/0	0	29.1	26	13	11	11	35	126	.234	2	3
2025	3.03	3-0	5	5	0	0/0	0	29.2	16	12	10	5	43	111	.157	0	1
<b>TOTAL</b>	<b>3.86</b>	<b>6-3</b>	<b>35</b>	<b>15</b>	<b>0</b>	<b>0/0</b>	<b>0</b>	<b>95.2</b>	<b>77</b>	<b>49</b>	<b>41</b>	<b>34</b>	<b>113</b>	<b>402</b>	<b>.220</b>	<b>6</b>	<b>8</b>

# 11 DUKE STONE

**RHP** | R/R | FR. | 6-5 | 225  
UVALDA, GA. / JEFF DAVIS HS

### QUICK HITS

- Pitched 60 innings and punched out 121 to set the Jeff Davis High School record his junior year
- Two-time pitcher of the year and All-State team member three times
- Made his first mound appearance with the Bulldogs on March 8, 2025 against Queens.

### SINGLE GAME CAREER HIGHS

Innings	1.0	2x last Jackosn State (3/18/25)
Strikeouts	3	Jackson State (3/18/25)
Walks (Low)	0	2x last Jackson State (3/18/25)

### MISCELLANEOUS STATS

	2025	CAREER GAMES
5+ Strikeout Games	--	--
10+ Strikeout Games	--	--
2 or Fewer Hits Allowed	2	2
Longest Scoreless Innings Stretch	1.0	1.0
Wins in a Row*	--	--

\*no decisions do not break a streak

\*\*designates as current

### STONE'S GAME-BY-GAME PITCHING STATS

DATE	OPP	GS	IP	H	R	ER	BB	SO	2B	3B	HR	WP	BK	HBP	W/L	SV	ERA
3/8	Queens		1.0	2	1	1	0	1	0	1	0	0	0	0	-/-	0	9.00
3/18	Jackson State		1.0	1	0	0	0	3	0	0	0	2	0	0	-/-	0	0/00
<b>TOTALS</b>			<b>2.0</b>	<b>3</b>	<b>1</b>	<b>1</b>	<b>0</b>	<b>4</b>	<b>0</b>	<b>1</b>	<b>0</b>	<b>2</b>	<b>0</b>	<b>0</b>	<b>-/-</b>	<b>0</b>	<b>4.50</b>

### CAREER PITCHING STATS

YEAR	ERA	W-L	APP	GS	CG	SHO	SV	IP	H	R	ER	BB	SO	BF	B/AVG	WP	HBP
2025	4.50	0-0	1	0	0	0	0	2.0	3	1	1	0	4	9	.333	2	0
<b>TOTAL</b>	<b>4.50</b>	<b>0-0</b>	<b>1</b>	<b>0</b>	<b>0</b>	<b>0</b>	<b>0</b>	<b>2.0</b>	<b>3</b>	<b>1</b>	<b>1</b>	<b>0</b>	<b>4</b>	<b>9</b>	<b>.333</b>	<b>2</b>	<b>0</b>



PITCHING STAFF PROFILES

12 EVAN SIARY

RHP | R/R | JR. | 6-1 | 190  
COLUMBUS, MISS. / STARKVILLE ACADEMY

QUICK HITS

- Had a career-high five strikeouts through three innings against ULM (2/21/23)

SINGLE GAME CAREER HIGHS

Innings	4.1	at Kentucky (3/19/23)
Strikeouts	5	3x last Texas (3/16/25)
Walks (Low)	0	14x last Southern Miss (3/5/25)

MISCELLANEOUS STATS

	2025	CAREER GAMES
5+ Strikeouts	2	3
10+ Strikeouts	--	--
2 or Fewer Hits Allowed	5	15
Longest Scoreless Innings Stretch	3.0	6.1
Wins in a Row*	--	1

\*no decisions do not break a streak  
\*\*designates as current

SIARY'S GAME-BY-GAME PITCHING STATS

DATE	OPP	GS	IP	H	R	ER	BB	SO	2B	3B	HR	WP	BK	HBP	W/L	SV	ERA
2/18	at Southern Miss	1.0	1	0	0	0	1	0	0	0	0	0	0	1	-/-	0	0.00
2/25	Troy	1.1	0	0	0	0	3	0	0	0	0	0	0	1	-/-	0	0.00
3/5	Southern Miss	1.0	0	0	0	0	0	0	0	0	0	0	0	0	-/-	0	0.00
3/11	Old Dominion	*	3.0	2	0	0	1	5	0	0	0	1	0	0	-/-	0	0.00
3/16	Texas		2.1	0	0	0	1	5	0	0	0	0	0	0	-/-	0	0.00
TOTALS		8.2	3	0	0	1	14	0	0	0	0	0	0	2	-/-	0	0.00

CAREER PITCHING STATS

YEAR	ERA	W-L	APP	GS	CG	SHO	SV	IP	H	R	ER	BB	SO	BF	B/AVG	WP	HBP
2023	7.07	1-2	14	3	0	0	1	28.0	35	27	22	12	28	137	.299	1	4
2024	7.48	0-3	10	4	0	0	0	21.2	28	18	18	6	22	101	.304	0	2
2025	0.00	0-0	5	1	0	0	0	8.2	3	0	0	2	14	33	.103	1	2
TOTAL	6.17	1-5	29	8	0	0	1	58.1	66	45	40	20	64	271	.277	2	8

14 CADE O'LEARY

RHP | R/R | FR. | 6-4 | 190  
KNOXVILLE, TENN. / FARRAGUT HS

QUICK HITS

-Earned three state championship titles in 2022,2023, and 2024 with Farragut High School  
-Finished his senior year with a 7-0 record and 56 strikeouts  
-Made his debut with the Bulldogs on March 9, 2025 against Queens.

SINGLE GAME CAREER HIGHS

Innings	1.0	Queens (3/9/25)
Strikeouts	3	Queens (3/9/25)
Walks (Low)	0	Queens (3/9/25)

MISCELLANEOUS STATS

	2025	CAREER GAMES
5+ Strikeouts	--	--
10+ Strikeouts	--	--
2 or Fewer Hits Allowed	1	1
Longest Scoreless Innings Stretch	--	--
Wins in a Row*	--	--

\*no decisions do not break a streak  
\*\*designates as current

O'LEARY'S GAME-BY-GAME PITCHING STATS

DATE	OPP	GS	IP	H	R	ER	BB	SO	2B	3B	HR	WP	BK	HBP	W/L	SV	ERA
3/9	Queens	1.0	2	2	0	0	3	0	0	0	0	1	0	0	-/-	0	0.00
TOTALS		1.0	2	2	0	0	3	0	0	0	0	1	0	0	-/-	0	0.00

CAREER PITCHING STATS

YEAR	ERA	W-L	APP	GS	CG	SHO	SV	IP	H	R	ER	BB	SO	BF	B/AVG	WP	HBP
2025	0.00	0-0	1	0	0	0	0	1.0	2	2	0	0	3	6	.333	1	0
TOTAL	0.00	0-0	1	0	0	0	0	1.0	2	2	0	0	3	6	.333	1	0



PITCHING STAFF PROFILES

15 LUKE DOTSON

LHP | L/L | SO. | 6-4 | 195  
MARIETTA, GA. / MT. PARAN CHRISTIAN HS

QUICK HITS

SINGLE GAME CAREER HIGHS

Innings	2.1	Ga. Southern (2/24/24)
Strikeouts	4	Alabama (5/5/24)
Walks (Low)	0	11x last Texas (3/14/25)

MISCELLANEOUS STATS

	2025	CAREER GAMES
5+ Strikeouts	--	--
10+ Strikeouts	--	--
2 or Fewer Hits Allowed	7	15
Longest Scoreless Innings Stretch	1.2	6.2
Wins in a Row*	--	--

\*no decisions do not break a streak

\*\*designates as current

DOTSON'S GAME-BY-GAME PITCHING STATS

DATE	OPP	GS	IP	H	R	ER	BB	SO	2B	3B	HR	WP	BK	HBP	W/L	SV	ERA
2/16	Manhattan	1.0	0	0	0	0	0	0	0	0	0	0	0	0	-/-	0	0.00
2/21	Missouri State	1.0	0	0	0	2	1	0	0	0	0	0	0	0	-/-	1	0.00
2/23	Missouri State	0.1	2	1	1	1	0	0	0	1	0	0	0	0	-/-	0	27.00
3/2	at Oklahoma State	1.0	0	0	0	0	1	0	0	0	0	0	0	0	-/-	0	0.00
3/7	Queens	1.0	0	0	0	0	2	0	0	0	0	0	0	0	-/-	0	0.00
3/11	Old Dominion	1.0	0	0	0	0	2	0	0	0	0	0	0	0	-/-	0	0.00
3/14	Texas	1.2	1	0	0	0	3	0	0	0	0	0	0	0	-/-	0	0.00
TOTALS		7.0	3	1	1	3	9	0	0	1	0	0	0	0	-/-	1	1.29

CAREER PITCHING STATS

YEAR	ERA	W-L	APP	GS	CG	SHO	SV	IP	H	R	ER	BB	SO	BF	B/AVG	WP	HBP
2024	8.25	0-0	11	0	0	0	0	12.0	15	11	11	5	19	59	.294	1	2
2025	1.29	0-0	7	0	0	0	1	7.0	3	1	1	3	9	26	.130	0	0
TOTAL	5.68	0-0	18	0	0	0	1	19.0	18	12	12	8	28	85	.243	1	2

17 STONE SIMMONS

RHP | R/R | GR. | 6-4 | 235  
HOUSTON, TEXAS. / FURMAN

QUICK HITS

- Missed the 2023 and 2024 season due to injury. Was the teams first base coach in 2023
- Made his first appearance since March 5, 2022 on Feb. 16, 2025

SINGLE GAME CAREER HIGHS

Innings	7.0	vs. Fordham (2/28/20)*
Strikeouts	8	vs. Fordham (2/28/20)*
Walks (Low)	0	15x last Texas (3/14/25)

\*Career-highs from Furman

MISCELLANEOUS STATS

	2025	CAREER GAMES
5+ Strikeouts	2	4
10+ Strikeouts	--	--
2 or Fewer Hits Allowed	3	20
Longest Scoreless Innings Stretch	3.0	5.2
Wins in a Row*	2	1

\*no decisions do not break a streak

\*\*designates as current

SIMMONS' GAME-BY-GAME PITCHING STATS

DATE	OPP	GS	IP	H	R	ER	BB	SO	2B	3B	HR	WP	BK	HBP	W/L	SV	ERA
2/16	Manhattan	*	3.0	1	0	0	2	5	0	0	0	0	0	0	1/-	0	0.00
2/23	Missouri State	*	4.0	0	1	1	4	5	0	0	0	0	0	1	1/-	0	2.25
3/2	at Oklahoma State	*	2.2	5	6	3	3	3	1	0	0	0	0	0	-/1	0	10.12
3/14	Texas		1.0	1	0	0	0	2	0	0	0	0	0	0	-/-	0	0.00
TOTALS			10.2	7	7	4	9	15	1	0	0	0	0	1	2/1	0	3.37

CAREER PITCHING STATS

YEAR	ERA	W-L	APP	GS	CG	SHO	SV	IP	H	R	ER	BB	SO	BF	B/AVG	WP	HBP
2020*	2.91	0-3	4	4	0	0	0	21.2	23	11	7	6	17	96	.271	3	2
2021	4.81	1-1	19	0	0	0	2	24.1	22	15	13	8	29	104	.234	2	1
2022	0.00	0-0	3	0	0	0	0	4.1	0	0	0	0	6	13	.000	0	0
2023								--DNP--									
2024								--DNP--									
2025	3.37	2-1	4	3	0	0	0	10.2	7	7	4	9	15	49	.189	0	1
TOTAL	2.77	3-5	30	7	0	0	2	61.0	52	33	24	23	67	262	.174	5	4

\* Statistics from Furman





PITCHING STAFF PROFILES

19 ROBERT FORTENBERRY

LHP | L/L | JR. | 6-0 | 220  
FRISCO, TEXAS / WEATHERFORD COLLEGE

QUICK HITS

- NJCAA National Pitcher of the Year and Co-Conference Pitcher of the Year
- First Team All-Region selection
- Did not allow a home run in the 2024 season
- Made his first apperance with Mississippi State against Southern Miss on Feburary 18, 2025

SINGLE GAME CAREER HIGHS

Innings	1.1	Missouri State (2/23/25)
Strikeouts	2	Jackson State (3/18/25)
Walks (Low)	0	3x last Jackson State (3/18/25)

MISCELLANEOUS STATS

	2025	CAREER GAMES
5+ Strikeouts	--	--
10+ Strikeouts	--	--
2 or Fewer Hits Allowed	2	2
Longest Scoreless Innings Stretch	1.0	1.0
Wins in a Row*	--	--

\*no decisions do not break a streak

\*\*designates as current

FORTENBERRY'S GAME-BY-GAME PITCHING STATS

DATE	OPP	GS	IP	H	R	ER	BB	SO	2B	3B	HR	WP	BK	HBP	W/L	SV	ERA
2/18	at Southern Miss	1.0	0	0	0	0	0	0	0	0	0	0	0	0	-/-	0	0.00
2/23	Missouri State	1.1	0	2	2	1	1	0	0	0	0	0	0	1	-/-	0	13.50
3/2	at Oklahoma State	0.1	2	2	2	0	0	0	0	0	1	0	0	0	-/-	0	54.00
3/18	Jackson State	1.0	3	2	2	0	2	1	0	0	1	0	0	0	-/-	0	18.00
TOTALS		3.2	5	6	6	1	3	1	0	1	1	0	1	1	-/-	0	14.73

CAREER PITCHING STATS

YEAR	ERA	W-L	APP	GS	CG	SHO	SV	IP	H	R	ER	BB	SO	BF	B/AVG	WP	HBP
2025	14.73	0-0	4	0	0	0	0	3.2	5	6	6	1	3	18	.333	1	1
TOTAL	14.73	0-0	4	0	0	0	0	3.2	5	6	6	1	3	18	.333	1	1

25 BRADLEY LOFTIN

LHP | L/L | JR. | 6-3 | 200  
SOUTHAVEN, MISS. / DESOTO CENTRAL

QUICK HITS

- Collected two wins in a row dating back to 2023
- Earned a 2-1 record in 26.1 innings pitched in 2023
- During 2023, limited opponents to a .146 batting average
- Grabbed first career win on March 7, 2023, against Valparaiso

SINGLE GAME CAREER HIGHS

Innings	6.0	Valparaiso (3/3/23)
Strikeouts	11	Valparaiso (3/3/23)
Walks (Low)	0	2x last vs. South Alabama (3/12/24)

MISCELLANEOUS STATS

	2025	CAREER GAMES
5+ Strikeouts	--	5
10+ Strikeouts	--	1
2 or Fewer Hits Allowed	--	7
Longest Scoreless Innings Stretch	--	8.0
Wins in a Row*	--	2

\*no decisions do not break a streak

\*\*designates as current

PASSEAU'S GAME-BY-GAME PITCHING STATS

DATE	OPP	GS	IP	H	R	ER	BB	SO	2B	3B	HR	WP	BK	HBP	W/L	SV	ERA
TOTALS		0.0	0	0	0	0	0	0	0	0	0	0	0	0	-/-	0	0.00

CAREER PITCHING STATS

YEAR	ERA	W-L	APP	GS	CG	SHO	SV	IP	H	R	ER	BB	SO	BF	B/AVG	WP	HBP
2023	3.08	2-1	7	5	0	0	0	26.1	13	12	9	28	43	122	.146	4	3
2024	3.38	0-0	3	2	0	0	0	8.0	7	4	3	1	12	32	.233	1	1
2025																	
TOTAL	3.15	2-1	10	7	0	0	0	34.1	20	16	12	29	55	154	.168	5	4



PITCHING STAFF PROFILES

26 CHASE HUNGATE

RHP | L/R | SR. | 6-1 | 175  
ABINGDON, VA. / VIRGINIA

QUICK HITS

- Was named to the NCBWA Stopper of the Year Watch List
- Was part of the 2024 Virginia baseball team to go to Omaha

SINGLE GAME CAREER HIGHS

Innings	5.0	Georgia Tech (4/20/24)*
Strikeouts	5	4x last Florida St. (3/24/23)*
Walks (Low)	0	43x last Texas (3/16/25)

\*Career-highs from UVA

MISCELLANEOUS STATS

	2025	CAREER GAMES
5+ Strikeouts	--	4
10+ Strikeouts	--	--
2 or Fewer Hits Allowed	8	55
Longest Scoreless Innings Stretch	2.1	2.1
Wins in a Row*	--	2

\*no decisions do not break a streak

\*\*designates as current

HUNGATE'S GAME-BY-GAME PITCHING STATS

DATE	OPP	GS	IP	H	R	ER	BB	SO	2B	3B	HR	WP	BK	HBP	W/L	SV	ERA
2/14	Manhattan	1.0	1	0	0	0	0	1	0	0	0	0	0	0	-/-	0	0.00
2/18	at Southern Miss	1.0	0	0	0	0	0	0	0	0	0	0	0	0	-/-	0	0.00
2/21	Missouri State	1.0	1	0	0	0	0	1	0	0	0	0	0	1	-/-	0	0.00
2/23	Missouri State	0.2	0	0	0	0	0	0	0	0	0	0	0	0	-/-	1	0.00
2/28	Rice	0.2	1	0	0	0	2	0	0	0	0	0	0	0	-/-	1	0.00
3/5	Southern Miss	2.1	2	0	0	0	1	0	0	0	0	0	0	0	-/-	0	0.00
3/11	Old Dominion	2.0	1	0	0	0	1	0	0	0	0	0	0	0	-/-	0	0.00
3/14	Texas	0.1	4	3	3	0	0	0	0	0	1	0	0	0	-/1	0	81.00
3/16	Texas	0.1	0	0	0	0	0	0	0	0	0	0	0	0	-/-	0	0.00
TOTALS		9.1	10	3	3	0	6	0	0	0	1	0	0	1	-/1	2	2.89

CAREER PITCHING STATS

YEAR	ERA	W-L	APP	GS	CG	SHO	SV	IP	H	R	ER	BB	SO	BF	B/AVG	WP	HBP
2022*	3.57	6-4	22	0	0	0	0	63.0	62	38	25	14	46	278	.245	4	7
2023*	5.76	3-0	16	0	0	0	0	25.0	28	17	16	4	21	109	.283	0	4
2024*	3.74	7-2	30	0	0	0	2	53.0	49	22	22	13	37	221	.251	1	7
2025	2.89	0-1	9	0	0	0	2	9.1	10	3	3	0	6	36	.303	0	1
TOTAL	3.99	16-7	77	0	0	0	4	150.1	149	80	66	31	110	644	.270	5	19

\*Statistics from VCU

\*Statistics from Virginia

27 GAVIN BLACK

RHP | L/R | JR. | 6-0 | 195  
BOGART, GA. / NW FLORIDA STATE COLLEGE

QUICK HITS

- Punched out season-high four vs. Alabama (5/3/24)

SINGLE GAME CAREER HIGHS

Innings	2	Alabama (5/3/24)
Strikeouts	4	Alabama (5/3/24)
Walks (Low)	0	7x last at Virginia (6/2/24)

MISCELLANEOUS STATS

	2025	CAREER GAMES
5+ Strikeouts	--	3
10+ Strikeouts	--	--
2 or Fewer Hits Allowed	1	26
Longest Scoreless Innings Stretch	1.0	5.0
Wins in a Row*	--	--

\*no decisions do not break a streak

\*\*designates as current

\*Statistics from NW Florida State College

BLACK'S GAME-BY-GAME PITCHING STATS

DATE	OPP	GS	IP	H	R	ER	BB	SO	2B	3B	HR	WP	BK	HBP	W/L	SV	ERA
2/25	Troy	1.0	1	0	0	1	2	0	0	0	0	0	0	0	-/-	0	0.00
TOTALS		1.0	1	0	0	1	2	0	0	0	0	0	0	0	-/-	0	0.00

CAREER PITCHING STATS

YEAR	ERA	W-L	APP	GS	CG	SHO	SV	IP	H	R	ER	BB	SO	BF	B/AVG	WP	HBP
2024	5.93	0-0	12	0	0	0	0	13.2	13	10	9	8	22	64	.250	1	2
2025	0.00	0-0	1	0	0	0	0	1.0	1	0	0	1	2	5	.250	0	0
TOTAL	5.52	0-0	13	0	0	0	0	14.2	14	10	9	9	24	69	.250	1	2



PITCHING STAFF PROFILES

28 RYAN MCPHERSON

RHP | R/R | FR. | 6-3 | 205  
HOLLYWOOD, FLA. / NORTH BROWARD PREP

QUICK HITS

- Named to the 2023 Rawlings-Perfect Games First Team Preseason All-American
- Member of Team USA 15u in 2021
- Made his first appearance with Mississippi State against Manhattan on February 16, 2025
- Got his first career win against Missouri State on February 22, 2025

SINGLE GAME CAREER HIGHS

Innings	3.0	2x last ast Arizona (3/1/25)
Strikeouts	6	Arizona (3/1/25))
Walks (Low)	0	3x last Queens (3/8/25)

MISCELLANEOUS STATS

	2025	CAREER GAMES
5+ Strikeouts	1	1
10+ Strikeouts	--	--
2 or Fewer Hits Allowed	5	5
Longest Scoreless Innings Stretch	3.0	3.0
Wins in a Row*	--	--

\*no decisions do not break a streak

\*\*designates as current

MCPHERSON'S GAME-BY-GAME PITCHING STATS

DATE	OPP	GS	IP	H	R	ER	BB	SO	2B	3B	HR	WP	BK	HBP	W/L	SV	ERA
2/16	Manhattan	2.0	1	1	1	0	3	0	0	0	1	0	0	0	-/-	0	4.50
2/25	Missouri State	3.0	1	0	0	3	4	0	0	0	0	0	0	0	1-	0	0.00
3/1	Arizona	3.0	3	1	1	0	6	1	0	0	1	0	0	0	-/-	0	3.00
3/8	Queens	1.0	0	0	0	0	0	0	0	0	0	0	0	0	-/-	0	0.00
3/12	Nicholls	2.0	0	0	0	0	4	0	0	0	0	0	0	1	-/-	1	0.00
3/16	Texas	0.1	2	1	1	0	1	0	0	0	0	0	0	0	-/-	0	27.00
TOTALS		11.1	7	3	3	3	18	1	0	1	1	1	0	1	1/-	0	2.38

CAREER PITCHING STATS

YEAR	ERA	W-L	APP	GS	CG	SHO	SV	IP	H	R	ER	BB	SO	BF	B/AVG	WP	HBP
2025	2.38	1-0	6	0	0	0	1	11.1	7	3	3	3	18	45	.175	1	1
TOTAL	2.38	1-0	6	0	0	0	1	11.1	7	3	3	3	18	45	.175	1	1

29 NATE WILLIAMS

RHP | R/R | SR. | 6-3 | 230  
ACWORTH, GA. / FLORENCE DARLINGTON CC

QUICK HITS

- Came to Mississippi State from Florence Darlington CC
- Made his first appearance with the Bulldogs on February 16, 2025 against Manhattan

SINGLE GAME CAREER HIGHS

Innings	2.0	Queens (3/7/25)
Strikeouts	5	2x last Texas (3/16/25)
Walks (Low)	0	3x last Queens (3/7/25)

MISCELLANEOUS STATS

	2025	CAREER GAMES
5+ Strikeouts	1	1
10+ Strikeouts	--	--
2 or Fewer Hits Allowed	5	5
Longest Scoreless Innings Stretch	2.0	2.0
Wins in a Row*	--	--

\*no decisions do not break a streak

\*\*designates as current

WILLIAMS'S GAME-BY-GAME PITCHING STATS

DATE	OPP	GS	IP	H	R	ER	BB	SO	2B	3B	HR	WP	BK	HBP	W/L	SV	ERA
2/16	Manhattan	1.0	0	0	0	1	3	0	0	0	0	0	0	0	-/-	0	0.00
2/22	Missouri State	1.0	0	0	0	0	2	0	0	0	0	0	0	0	-/-	0	0.00
3/1	Arizona	1.0	0	0	0	0	2	0	0	0	0	0	0	0	-/-	0	0.00
3/7	Queens	2.0	2	0	0	0	5	0	0	0	0	0	0	0	-/-	0	0.00
3/11	Old Dominion	1.0	0	0	0	0	3	0	0	0	0	0	0	0	-/-	0	0.00
3/16	Texas	2.0	2	2	2	0	5	0	0	1	0	0	0	0	-/1	0	9.00
TOTALS		8.0	4	2	2	1	20	0	0	1	0	0	0	0	-/1	0	2.25

CAREER PITCHING STATS

YEAR	ERA	W-L	APP	GS	CG	SHO	SV	IP	H	R	ER	BB	SO	BF	B/AVG	WP	HBP
2023								--DNP--									
2024								--DNP--									
2025	2.25	0-1	6	0	0	0	0	8.0	4	2	2	1	20	30	.138	0	0
TOTAL	2.25	0-1	6	0	0	0	0	8.0	4	2	2	1	20	30	.138	0	0



## PITCHING STAFF PROFILES

# 30 JACOB PRUITT

RHP | R/R | JR. | 6-1 | 185  
YORKTOWN, IND. / INDIANA STATE

### QUICK HITS

- Struck out nine against Troy, his most since March 4, 2024 when he had 11 against Southern Miss.
- Made his MSU debut on Feb. 14 against Manhattan

### SINGLE GAME CAREER HIGHS

Innings	6	vs UConn (2/17/24)^
Strikeouts	11	2x last at Southern Miss (3/1/24)^
Walks (Low)	0	10x last Troy (2/25/25)

\*Career-highs from Indiana State

### MISCELLANEOUS STATS

	2025	CAREER GAMES
5+ Strikeouts	1	4
10+ Strikeouts	--	2
2 or Fewer Hits Allowed	2	8
Longest Scoreless Innings Stretch	2.0	6.0
Wins in a Row*	--	2

\*no decisions do not break a streak

\*\*designates as current

### PRUITT'S GAME-BY-GAME PITCHING STATS

DATE	OPP	GS	IP	H	R	ER	BB	SO	2B	3B	HR	WP	BK	HBP	W/L	SV	ERA
2/14	Manhattan		1.0	2	3	3	2	1	1	0	0	0	0	1	-/-	0	27.00
2/25	Troy	*	4.0	1	1	1	0	9	0	0	1	0	0	0	-/-	0	2.25
3/5	Southern Miss	*	3.2	3	3	2	3	2	1	0	0	0	0	0	-/-	0	4.91
TOTALS			8.2	6	7	6	5	12	2	0	1	0	0	1	-/-	0	6.23

### CAREER PITCHING STATS

YEAR	ERA	W-L	APP	GS	CG	SHO	SV	IP	H	R	ER	BB	SO	BF	B/AVG	WP	HBP
2023*	7.17	2-1	14	1	0	0	0	21.1	26	17	17	10	25	101	.257	3	2
2024*	3.02	3-2	13	5	0	0	1	41.2	36	17	14	23	57	185	.232	0	6
2025	7.20	0-0	2	1	0	0	0	5.0	3	4	4	2	10	21	.143	0	1
TOTAL	4.63	5-3	29	7	0	0	1	68.0	65	38	35	35	92	307	.251	2	9

\*Statistics from Indiana State

# 31 KARSON LIGON

RHP | R/R | SR. | 6-1 | 210  
SARASOTA, FLA. / MIAMI (Fla.)

### QUICK HITS

- 2023 ACC Pitched of the Week (4/3)
- 2022 ACC All-Freshman Team at Miami (Fla.)
- Struck out a single game career-high with nine against Queens on March 9, 2025

### SINGLE GAME CAREER HIGHS

Innings	8.0	Florida State (3/31/23)*
Strikeouts	9	Queens (3/9/25)
Walks (Low)	0	10x last Texas (3/16/25)

\*Career-highs from Miami

### MISCELLANEOUS STATS

	2025	CAREER GAMES
5+ Strikeouts	2	13
10+ Strikeouts	--	16
2 or Fewer Hits Allowed	2	18
Longest Scoreless Innings Stretch	5.0	7.0*
Wins in a Row*	--	2*

\*no decisions do not break a streak

\*\*designates as current

### LIGON'S GAME-BY-GAME PITCHING STATS

DATE	OPP	GS	IP	H	R	ER	BB	SO	2B	3B	HR	WP	BK	HBP	W/L	SV	ERA
2/14	Manhattan	*	4.0	4	1	1	0	8	1	0	0	1	0	0	1/-	0	2.25
2/22	Missouri State	*	3.0	2	1	0	3	3	1	0	0	0	0	1	-/-	0	0.00
3/1	Arizona	*	2.0	4	5	4	1	3	0	0	1	1	0	2	-/1	0	18.00
3/9	Queens	*	5.0	2	0	0	2	9	0	0	0	0	0	0	1/-	0	0.00
3/16	Texas	*	3.2	4	2	2	0	4	1	0	1	1	0	1	-/1	0	4.91
TOTALS			17.2	16	9	7	6	27	3	0	2	3	0	4	2/2	0	3.57

### CAREER PITCHING STATS

YEAR	ERA	W-L	APP	GS	CG	SHO	SV	IP	H	R	ER	BB	SO	BF	B/AVG	WP	HBP
2022*	4.90	6-6	16	15	0	0	0	75.1	82	47	41	32	67	346	.264	5	10
2023*	4.80	3-2	10	10	0	2	0	50.2	44	30	27	20	37	222	.237	2	9
2024	4.56	1-0	15	2	0	0	0	23.2	17	16	12	21	21	113	.202	5	7
2025	3.57	2-2	5	5	0	0	0	17.2	16	9	7	6	27	79	.232	3	4
TOTAL	4.45	12-10	46	32	0	2	0	167.1	159	102	87	79	154	760	.233	15	30

\*Statistics from Miami



PITCHING STAFF PROFILES

42 JACK GLEASON

RHP | R/R | FR. | 6-1 | 180  
GERMANTOWN, TENN. / BRIARCREST CHRISTIAN HS

QUICK HITS

- Earned First Team All-State, First Team All-Metro and First Team All-Region honors in his senior year
- Held opponents to a .097 batting average in his senior season

SINGLE GAME CAREER HIGHS

Innings	--	--
Strikeouts	--	--
Walks (Low)	--	--

MISCELLANEOUS STATS

	2025	CAREER GAMES
5+ Strikeouts	--	--
10+ Strikeouts	--	--
2 or Fewer Hits Allowed	--	--
Longest Scoreless Innings Stretch	--	--
Wins in a Row*	--	--
*no decisions do not break a streak		
**designates as current		

GLEASON' GAME-BY-GAME PITCHING STATS

DATE	OPP	GS	IP	H	R	ER	BB	SO	2B	3B	HR	WP	BK	HBP	W/L	SV	ERA
TOTALS		0.0	0	0	0	0	0	0	0	0	0	0	0	0	-/-	0	0.00

CAREER PITCHING STATS

YEAR	ERA	W-L	APP	GS	CG	SHO	SV	IP	H	R	ER	BB	SO	BF	B/AVG	WP	HBP
2025																	
TOTAL	0.00	0-0	0	0	0	0	0	0.0	0	0	0	0	0	0	.000	0	0

45 DANE BURNS

LHP | R/L | FR. | 6-5 | 215  
CELINA, TEXAS / PROSPER HS

QUICK HITS

- Drafted by the Kansas City Royals in the 17th round of the 2024 MLB Draft
- His father, Chris, was drafted in the 1992 NHL Draft by the San Jose Sharks (9th Round) as a goalie
- Made his first appearance with the Bulldogs
- Got his first career-win against Missouri State on Feb. 21, 2025

SINGLE GAME CAREER HIGHS

Innings	2.0	Arizona (3/1/25)
Strikeouts	4	Arizona (3/1/25)
Walks (Low)	0	3x last Arizona (3/1/25)

MISCELLANEOUS STATS

	2025	CAREER GAMES
5+ Strikeouts	--	--
10+ Strikeouts	--	--
2 or Fewer Hits Allowed	5	5
Longest Scoreless Innings Stretch	2.0	2.0
Wins in a Row*	--	--
*no decisions do not break a streak		
**designates as current		

BURNS'S GAME-BY-GAME PITCHING STATS

DATE	OPP	GS	IP	H	R	ER	BB	SO	2B	3B	HR	WP	BK	HBP	W/L	SV	ERA
2/16	Manhattan	1.0	1	0	0	0	2	0	0	0	0	0	0	0	-/-	0	0.00
2/21	Missouri State	0.2	0	0	0	1	1	0	0	0	1	0	0	1/-	0	0.00	
3/1	Arizona	2.0	1	0	0	0	4	0	0	0	0	0	0	0	-/-	0	0.00
3/9	Queens	1.0	0	0	0	1	0	0	0	0	0	0	0	0	-/-	0	0.00
3/11	Old Dominion	0.1	2	3	3	1	1	0	0	0	1	0	1	0	-/-	0	81.00
3/16	Texas	0.0	0	0	0	2	0	0	0	0	0	0	0	0	-/-	0	0.00
TOTALS		5	4	3	3	3	8	0	0	0	2	0	1	1/0	0	5.40	

CAREER PITCHING STATS

YEAR	ERA	W-L	APP	GS	CG	SHO	SV	IP	H	R	ER	BB	SO	BF	B/AVG	WP	HBP
2025	5.40	1-0	6	0	0	0	0	5.0	4	3	3	5	8	25	.211	2	1
TOTAL	5.40	1-0	6	0	0	0	0	5.0	4	3	3	5	8	25	.211	2	1





PITCHING STAFF PROFILES

47 JT SCHNOOR

RHP | R/R | JR. | 6-4 | 215  
PASCAGOULA, MISS. / PEARL RIVER CC

QUICK HITS

- Named Second Team All-MACCC\*
- Pitched 71.2 innings to rank second on the team\*
- His 12 wins were most among the pitching staff\*
- Pitched two complete games as a sophomore\*
- Made his first start with the Bulldogs on February 25, 2025

SINGLE GAME CAREER HIGHS

Innings	0.1	Troy (2/25/25)
Strikeouts	1	Troy (2/25/25)
Walks (Low)	1	Troy (2/25/25)

MISCELLANEOUS STATS

	2025	CAREER GAMES
5+ Strikeouts	--	--
10+ Strikeouts	--	--
2 or Fewer Hits Allowed	--	--
Longest Scoreless Innings Stretch	--	--
Wins in a Row*	--	--

\*no decisions do not break a streak

\*\*designates as current

SCHNOOR'S GAME-BY-GAME PITCHING STATS

DATE	OPP	GS	IP	H	R	ER	BB	SO	2B	3B	HR	WP	BK	HBP	W/L	SV	ERA
2/25	Troy		0.1	4	4	3	1	1	0	0	1	0	0	0	-/-	0	81.00
TOTALS			0.1	4	4	3	1	1	0	0	1	0	0	0	-/-	0	81.00

CAREER PITCHING STATS

YEAR	ERA	W-L	APP	GS	CG	SHO	SV	IP	H	R	ER	BB	SO	BF	B/AVG	WP	HBP
2025	81.00	0-0	1	0	0	0	0	0.1	4	4	3	1	1	6	0.666	0	0
TOTAL	81.00	0-0	1	0	0	0	0	0.1	4	4	3	1	1	6	0.666	0	0

48 KEVIN MANNELL

RHP | R/R | JR. | 6-4 | 210  
TOPEKA, KAN. / KANSAS STATE

QUICK HITS

- His 0.86 WHIP and 10.99 strikeout per nine-innings ratio ranked second in the KJCCC
- Named First-Team All-NJCAA Region VI, All-KJCCC West Division Pitcher of the Year and First Team All-KJCC West Starting Pitcher
- Second player to earn KJCCC West Pitcher of the Year and NJCAa All-American honors at Cloud County CC\*
- Pitched 75.1 innings to rank sixth in the NJCAA in 2024
- He pitched his first game with Mississippi State on March 2, 2025 against Oklahoma State.

SINGLE GAME CAREER HIGHS

Innings	2.0	Queens (3/9/25)
Strikeouts	6	Jackson State (3/18/25)
Walks (Low)	0	2x last Jackson State (3/18/25)

MISCELLANEOUS STATS

	2025	CAREER GAMES
5+ Strikeouts	1	1
10+ Strikeouts	--	--
2 or Fewer Hits Allowed	4	4
Longest Scoreless Innings Stretch	1.2	1.2
Wins in a Row*	--	--

\*no decisions do not break a streak

\*\*designates as current

MANNELL'S GAME-BY-GAME PITCHING STATS

DATE	OPP	GS	IP	H	R	ER	BB	SO	2B	3B	HR	WP	BK	HBP	W/L	SV	ERA
3/2	at Oklahoma State		1.2	0	0	0	0	1	0	0	0	0	0	1	-/-	0	0.00
3/9	Queens		2.0	2	1	1	1	2	0	1	0	1	0	0	-/-	0	4.50
3/12	Nicholls		1.2	0	0	0	1	1	0	0	0	0	0	1	-/-	0	0.00
3/18	Jackson State		2.0	1	0	0	0	6	0	0	0	0	0	0	1/-	0	0.00
TOTALS			7.1	3	1	1	2	10	0	1	0	2	0	1	1/-	0	1.23

CAREER PITCHING STATS

YEAR	ERA	W-L	APP	GS	CG	SHO	SV	IP	H	R	ER	BB	SO	BF	B/AVG	WP	HBP
2022^								--DNP--									
2023^								--DNP--									
2025	1.23	1-0	4	0	0	0	0	7.1	3	1	1	2	10	27	.130	1	2
TOTAL	1.23	1-0	4	0	0	0	0	7.1	3	1	1	2	10	27	.130	1	2

^Statistics from Kansas State