

# OKLAHOMA

## B A S E B A L L

1951 & 1994 NATIONAL CHAMPIONS • 11 CWS • 41 NCAA TOURNAMENTS • 75 MLB ALUMNI • 67 ALL-AMERICANS

### 2025 SCHEDULE

FEBRUARY	OPPONENT	W/L/TIME	SCORE/TV
14	vs. Lehigh	W	11-3
14	vs. Lehigh	W	13-3 (8)
15	vs. Lehigh	W	12-1 (7)
19	vs. UT Arlington %	CANCELED	
21	vs. Minnesota ^	W	3-2
22	vs. #7 Oregon State ^	W	8-4
23	vs. #2 Virginia ^	W	5-4 (12)
25	vs. Texas Southern	W	15-4 (7)
26	vs. Texas Southern	W	5-4
28	vs. CSUN	W	9-0

MARCH	OPPONENT	W/L/TIME	SCORE/TV
1	vs. CSUN	W	10-2
2	vs. CSUN	W	3-2
4	at #21 DBU	L	0-11 (7)
7	vs. Sam Houston	W	6-5
9	vs. Sam Houston	W	7-3
9	vs. Sam Houston	W	9-7 (7)
12	vs. Louisiana Tech	W	9-5
14	at South Carolina *	W	8-5
15	at South Carolina *	L	5-11
16	at South Carolina *	W	6-5 (10)
18	vs. UT Arlington	W	7-6
21	vs. Mississippi State *	6:30 p.m.	SECN+
22	vs. Mississippi State *	4 p.m.	SECN+
23	vs. Mississippi State *	2 p.m.	SECN+
25	at Oral Roberts	6 p.m.	ESPN+
28	at Alabama *	6 p.m.	SECN+
29	at Alabama *	Noon	SECN
30	at Alabama *	1 p.m.	SECN+

APRIL	OPPONENT	W/L/TIME	SCORE/TV
1	vs. Texas Tech #	6:30 p.m.	TBA
3	vs. LSU *	6 p.m.	ESPN2
4	vs. LSU *	6:30 p.m.	SECN+
5	vs. LSU *	2 p.m.	SECN+
8	vs. DBU	6:30 p.m.	SECN+
11	vs. Vanderbilt *	7 p.m.	SECN
12	vs. Vanderbilt *	4 p.m.	SECN+
13	vs. Vanderbilt *	2 p.m.	SECN+
15	at Oklahoma State	6 p.m.	ESPN+
17	at Missouri *	7 p.m.	SECN+
18	at Missouri *	6 p.m.	SECN+
19	at Missouri *	2 p.m.	SECN+
22	vs. Oral Roberts	6:30 p.m.	SECN+
24	at Georgia *	6 p.m.	ESPNU
25	at Georgia *	5 p.m.	SECN+
26	at Georgia *	11 a.m.	SECN
29	vs. Wichita State	6:30 p.m.	SECN+

MAY	OPPONENT	W/L/TIME	SCORE/TV
2	vs. Ole Miss *	6:30 p.m.	SECN+
3	vs. Ole Miss *	4 p.m.	SECN+
4	vs. Ole Miss *	2 p.m.	SECN+
9	at Kentucky *	5:30 p.m.	SECN+
10	at Kentucky *	11:30 a.m.	SECN
11	at Kentucky *	Noon	SECN+
15	vs. Texas *	6:30 p.m.	SECN+
16	vs. Texas *	6:30 p.m.	SECN+
17	vs. Texas *	2 p.m.	SECN+
20-25	SEC Tournament \$	TBD	SECN/ESPN2
29-June 2	NCAA Regionals	TBD	ESPN Networks

JUNE	OPPONENT	TIME	SCORE/TV
5-8	NCAA Super Regionals	TBD	ESPN Networks
11-22/23	CWS	TBD	ESPN Networks

All times listed as central | Home games in **bold**.  
\* SEC Game  
% College Baseball Series at Globe Life Field (Arlington, Texas)  
^ Round Rock Classic at Dell Diamond (Round Rock, Texas)  
# Played at Riders Field (Frisco, Texas)  
\$ Played at Hoover Metropolitan Complex (Hoover, Ala.)

### THE MATCHUP



#### OKLAHOMA SOONERS

(2025: 18-2, 2-1 SEC)

Ranks (BA/D1BSB/NCBWA/PG/USAT): 9/10/12/8/9

BA: .307 | ERA: 4.06 | Runs/Game: 7.5 | HR: 24

Head Coach: Skip Johnson | Record: 247-155 (8th year)



#### MISSISSIPPI STATE BULLDOGS

(2025: 14-7, 0-3 SEC)

Ranks (BA/D1BSB/NCBWA/PG/USAT): NR

BA: .318 | ERA: 3.28 | Runs/Game: 8.0 | HR: 35

Head Coach: Chris Lemonis | Record: 221-123 (7th year)

DAY	TIME (CT)	OPPONENT (SITE)	BROADCAST	RADIO
Fri.	6:30 p.m.	vs. MSU (L. Dale Mitchell Park)	SECN+	The REF 99.3 FM/1400 AM
Sat.	4 p.m.	vs. MSU (L. Dale Mitchell Park)	SECN+	The REF 99.3 FM/1400 AM
Sun.	2 p.m.	vs. MSU (L. Dale Mitchell Park)	SECN+	The REF 99.3 FM/1400 AM

### THE BASICS

► No. 10 Oklahoma (18-2, 2-1 SEC) returns to conference play this weekend, hosting its inaugural SEC series at L. Dale Mitchell Park vs. Mississippi State (14-7, 0-3).

► Oklahoma enters the contest 18-2 and winners of seven of their last eight games. The Sooners have a pair of top-10 nonconference wins and an SEC series already on their resume. OU started the season 11-0, the program's best start since 2011.

► The Sooners won a back-and-forth series at South Carolina last weekend for their first SEC series win. After taking game one of the series Friday, the Gamecocks won game two to force a rubber match Sunday which the Sooners rallied in the ninth inning to win 6-5 in the 10th.

► Oklahoma currently sits at No. 6 in the NCAA RPI, the third-highest in the SEC. The Sooners jumped two spots into the top 10 at No. 10 in this week's D1Baseball poll. The team holds its highest rankings in the Perfect Game USA (No. 8), Baseball America (No. 9) and USA TODAY Coaches (No. 9) polls, while ranking No. 12 in the NCBWA top 25 rankings.

► The Sooners hold the all-time advantage vs. Mississippi State 4-3-1. The teams most recently met in 2023 at the Frisco Classic, a 15-9 Sooner win. This weekend's meeting will be the first games played in Norman between the two programs.

### BY THE NUMBERS

POS.	PLAYER	GP/GS	AVG.	HR	RBI
2B	#6 KYLE BRANCH	20/20	.366	1	15
OF	#1 JASON WALK	19/19	.362	3	13
OF	#20 TREY GAMBILL	18/18	.360	0	7
1B	#16 DAYTON TOCKEY	18/17	.339	3	13
SS	#7 JAXON WILLITS	20/20	.321	6	19
C	#2 EASTON CARMICHAEL	20/20	.299	5	22
OF	#40 SAM CHRISTIANSEN	20/19	.259	2	14
3B	#5 DAWSON WILLIS	20/20	.214	2	15
C	#22 SCOTT MUDLER	12/11	.250	1	9

POS.	PLAYER	APP/GS	W-L	ERA	K/BB
RHP	#26 KYSON WITHERSPOON	5/5	5-0	1.91	47/6
RHP	#25 MALACHI WITHERSPOON	5/5	2-1	5.73	22/14
LHP	#31 CAM JOHNSON	6/6	2-0	5.59	21/17
LHP	#23 CADE CROSSLAND	5/2	1-1	4.70	20/9
RHP	#43 DYLAN CROOKS	8/0	1-0	0.68	11/5
RHP	#30 MICHAEL CATALANO	8/0	1-0	4.32	14/2
LHP	#48 JAMIE HITT	9/0	0-0	3.60	11/5
LHP	#18 GAVYN JONES	8/0	1-0	4.15	12/1

### SOONER SPOTLIGHT

#### #1 JASON WALK


SO. | OF | Acworth, Ga.



- Hit go-ahead HR in 10th inn. Sun. at SC
- Team-high 1.074 OPS to go with .362 BA, 3 HR and 13 RBI
- 7-for-12 on stolen base attempts

#### #26 KYSON WITHERSPOON

JR. | RHP | Jacksonville, Fla.



- 2025 Golden Spikes Award Watch List
- 2025 Preseason All-SEC Second Team
- 47-to-6 strikeout-to-walk ratio
- Ranks 5th in the country with 47 K's

#### #7 JAXON WILLITS

SO. | SS | Fort Cobb, Okla.



- Team-high 6 HR & .641 SLG%
- Homered in 3 of last 7 games
- 11 XBH & 19 RBI on the year
- 5-for-5 on stolen base attempts

### PITCHING MATCHUPS

PROBABLE STARTERS	ERA	W-L	APP/GS	IP	H	R	ER	BB	SO
<b>Friday:</b>									
OU RHP Kyson Witherspoon	1.91	5-0	5/5	28.1	17	8	6	6	47
MSU LHP Pico Kohn	3.03	3-0	5/5	29.2	16	12	10	5	43
<b>Saturday:</b>									
OU LHP Cade Crossland	4.70	1-1	5/2	15.1	13	10	8	9	20
MSU RHP Ben Davis	3.26	1-1	7/2	19.1	11	7	7	8	24
<b>Sunday:</b>									
OU RHP Malachi Witherspoon	5.73	2-1	5/5	22.0	24	15	14	14	22
MSU RHP Karson Ligon	3.57	2-2	5/5	17.2	16	9	7	6	27

THE UNIVERSITY OF OKLAHOMA

Location	Norman, Okla.
Founded	1890
Enrollment	32,676
Nickname	Sooners
Colors	Crimson and Cream
Conference	SEC
President	Joseph Harroz Jr.
VP/Director of Athletics	Joe Castiglione
Exec. Assoc. AD (Program Admin.)	Greg Tipton

OKLAHOMA BASEBALL

Head Coach	Skip Johnson (Texas Pan-American '90)
Overall Coaching Record	247-155, 8th year
Record at Oklahoma	Same
Assoc. Head Coach	Reggie Willits (Oklahoma '14)
Assistant Coach	Todd Butler (McNeese State '91)
Assistant Coach	Russell Raley (Oklahoma '07)
Dir. of Player Dev.	Britt Bonneau (Lubbock Christian '95)
Director of Operations	Ryan Gaines (Oklahoma '94)
Office Phone	(405) 325-8354
First Year of Baseball	1898
All-Time Record (Seasons)	2,787-1,625-12 (119)
Conference Titles (Last)	28 (2024)
NCAA Postseason Appearances (Last)	41 (2024)
College World Series Appearances (Last)	11 (2022)
College World Series Titles	1951, 1994
Letterwinners Returning/Lost/Newcomers	13/22/28

STADIUM INFORMATION

Stadium	L. Dale Mitchell Park
Capacity	3,180
Surface	AstroTurf®
Year Opened	1982
Dimensions	335-385-411-385-335
Press Box Phone	(405) 325-8363

ATHLETICS COMMUNICATIONS

Assoc. Director/Baseball Contact	Patrick Dunn
Office Phone	(405) 325-8231
Cell Phone	(405) 388-1353
Email	patrickjdunn@ou.edu
Athletics Website	SoonerSports.com
Baseball Twitter/Instagram	@OU_Baseball

OU UNIFORM COMBINATIONS

Oklahoma's record when wearing each different combination of jersey, pants and hat in 2025.

Jersey	Pants	Cap	Record
White (p)	White (p)	Crimson	4-0
White	White	Crimson	0-0
White	White	Crimson (White panel)	4-0
Crimson	White	White (Crimson brim)	0-0
Crimson	White	Crimson (White panel)	2-0
Crimson	White	Crimson	0-0
Crimson	White (p)	Crimson	1-0
Cream	Cream	Crimson (Cream OU)	3-0
Crimson	Cream	Crimson (Cream OU)	0-0
Gray (p)	Gray (p)	Crimson	2-0
Gray	Gray	Crimson	0-1
Gray	Gray	Gray (Crimson Brim)	1-1
Crimson	Gray	Crimson	0-0
Crimson	Gray	Gray (Crimson Brim)	1-0

(p) indicates pinstripe

THE NUMBERS

► OU's pitching rotation is headlined by 2025 Preseason All-SEC RHP **Kyson Witherspoon**, who is 5-0 this season in his five starts with a 47-to-6 strikeout-to-walk ratio. The Golden Spikes Preseason Watch List honoree has struck out a career-high 12 batters in two of his five starts.

► Twin brother, **Malachi Witherspoon**, holds a 2-1 record in five starts with 22 strikeouts. Making his weekend rotation debut Saturday vs. MSU will be left JUCO transfer **Cade Crossland**. In five appearances this season (2 starts), Crossland has fanned 20 batters and walked nine. Lefty transfer **Cameron Johnson** is 2-0 in six starts with 21 K's.

► The pitching staff ranks 47th in the country with its 4.06 team ERA. Kyson Witherspoon ranks fifth in the country and third in the SEC in strikeouts with 47 and 10th in the nation in K/9 (14.93). His 0.81 WHIP is good for third in the league and 22nd in Division I.

► The Sooners are outscoring opponents 151-87 and OU's pitchers have struck out 205 batters on the year, holding a 4.06 ERA. This season marked the first time in program history the Sooners have started a season 11-0 and held each opponent to five runs or less. OU has surrendered double-digit runs just twice on the year.

► Oklahoma is an undefeated 13-0 at L. Dale Mitchell Park, outscoring the opposition 116-45 on its home field, including a 16-3 home run advantage in Norman.

► OU's deep bullpen has been impressive, surrendering 41 runs with a 101-to-37 K/BB ratio. The Sooners have utilized 10 bullpen arms so far in 2025. Senior **Dylan Crooks** has taken on the closer role, ranking second in the country with six saves in eight appearances, striking out 11 in 13.1 innings of work.

► In the batter's box, sophomore **Jaxon Willits** leads the team with six homers, including three in his last seven games. Returning NCBWA All-American **Easton Carmichael** paces OU with 12 extra-base hits and 22 RBIs. Centerfielder **Jason Walk** has been the table setter in the leadoff spot, with hits in 17 of 19 games played and three homers on the year, already matching his season total from his freshman year a season ago. Freshman second baseman **Kyle Branch** has impressed in his first season, batting a team-high .366 to go with six XBH and 15 RBIs. Redshirt sophomore **Sam Christiansen** leads OU with 22 walks drawn, good for 18th in the country and third in the SEC.

► As an offense, the Sooners rank second in the SEC and 20th in the nation with 50 stolen bases.

► The Sooners have utilized the long ball, hitting 24 home runs and the team has homered in eight straight games and 15 of OU's 20 games on the year.

► OU is 7-0 in one-run games and nine come-from-behind wins on the season, including six when trailing by 2+ runs.

THE BEST BASEBALL CONFERENCE IN AMERICA

► The OU baseball program looks to make a name for itself in the premier baseball conference in the country in its inaugural season in 2025.

► The Sooners are no strangers to competing against their new conference foes. Since head coach Skip Johnson's hiring in 2018, OU is 40-31 versus current members of the SEC (including Texas).

► OU won its first conference series as members of the SEC last weekend at South Carolina, taking the rubber match in Columbia by a final of 6-5 in 10 innings. OU erased a two-run deficit with two outs in the ninth to tie the game before sophomore Jason Walk launched his second home run of the season at the top of the 10th to give the Sooners the lead. Closer Dylan Crooks slammed the door in the bottom of the 10th, inducing a popup with two runners on base to seal the series victory.

► The Sooners will play 30 conference games this season, highlighted by five home series versus four of the past five national champions (Vanderbilt [2019], Mississippi State [2021], Ole Miss [2022], LSU [2023]), and a home regular season finale vs. rival Texas.

► The Sooners travel to South Carolina, Alabama, Missouri, Georgia and Kentucky in 2025.

RANKINGS CHATTER

► Oklahoma jumped two spots to No. 10 in this week's D1Baseball poll. After starting the season unranked, Oklahoma has consistently jumped each week after entering the poll. The Sooners made their debut at No. 16 on Feb. 24 after the Round Rock sweep, and have since been ranked 13th and 12th prior to their current top-10 rank.

► The Sooners hold their highest rankings in the Perfect Game USA (No. 8), Baseball America (No. 9) and USA TODAY Coaches (No. 9) polls, while ranking No. 12 in the NCBWA top 25 rankings.

► The Sooners are 2-1 in ranked matchups in 2025 after going 4-1 in ranked matchups a season ago.

NUMBERS TO NOTE

1

2025 marks Oklahoma Baseball's inaugural season in the **Southeastern Conference**. OU spent 26 seasons the Big 12, winning four conference crowns, including the 2024 season where OU went 23-7 in league play.

40-31

Since OU head coach **Skip Johnson**'s hiring in 2018, OU is 40-31 versus current members of the Southeastern Conference (including Texas).

28

After the departure of an experienced core and 22 letterwinners from a season ago, the Sooners hit the transfer portal and recruiting trail to bring in 28 **newcomers** for the 2025 season.

2025 HONORS AND AWARDS

EASTON CARMICHAEL • JR • C

Golden Spikes Award Preseason Watch List

KYSON WITHERSPOON • JR • RHP

Baseball America Preseason All-America  
Second Team

D1 Baseball Preseason All-America Second Team

Golden Spikes Award Preseason Watch List

NCBWA Preseason All-America Second Team

Perfect Game Preseason All-America First Team

Preseason All-SEC Second Team

SEC Pitcher of the Week (2/24)

NON CONFERENCE REWIND

► Before suffering its first loss at No. 21 Dallas Baptist (3/4), OU started 11-0 for the first time since 2011. The Sooners opened the season with a three-game sweep of Lehigh before sweeping through the Round Rock Classic, highlighted by a pair of top-10 wins over No. 7 Oregon State (8-4) and No. 2 Virginia (5-4 [12 inn.]).

► Oklahoma recently beat UT Arlington on a walk-off RBI single from Easton Carmichael and beat reigning C-USA champion Louisiana Tech by a final of 9-5 at Mitchell Park.

► The final non-con series, OU swept Sam Houston powered by career days from starting pitchers Kyson Witherspoon and Cameron Johnson, while the offense launched five home runs. Witherspoon fanned a career-high tying 12 in the Friday night opener, including striking out 10 consecutive from the first through fifth innings, while Johnson struck out a career-high eight in game two of the series. In the finale, OU erased a four-run deficit to complete the comeback and series sweep, scoring seven runs in the fourth inning of game three.

► At the Round Rock Classic, Kyson Witherspoon stole the show in the opener vs. Minnesota, striking out a career-high 12 batters with no walks and just three hits and one run allowed. After surrendering his only home run of the season to the leadoff batter in the first inning, Witherspoon retired 13 straight Gophers.

► Oklahoma handed No. 7 Oregon State their first loss of the season the following day, rallying from a 2-0 deficit to rattle off eight straight runs before OSU added a pair in the eighth to bring the final to 8-4. The offense was powered by home runs from **Scott Mudler** and Easton Carmichael.

► The Sooners completed the Round Rock sweep with a top-five win over No. 2 Virginia in 12 innings Sunday evening. After trailing 3-0 through three innings, Oklahoma rallied to take the lead in the seventh before UVA tied it in the eighth to send the game to extras. Junior **Dawson Willis** laid down a bunt with runners in scoring position in the bottom of the 12th and after an errant throw, OU's **Brayden Horton** raced home for the walk-off win. In nine innings of relief work, the Oklahoma bullpen surrendered one earned run on one hit with three walks and seven strikeouts.

► OU freshman second baseman Kyle Branch was named tournament MVP. The frosh hit .462 on the weekend (6-for-13) with a double, four RBIs and three runs scored, and made five putouts and three assists in the field, including a pair of pivotal diving stops.

► The Sooners raced past Lehigh on opening weekend, outscoring the Mountain Hawks 36-8 in the three-game sweep.

NEWCOMERS MAKING NOISE

► Looking to replace 22 lost letterwinners from 2024, the Sooner coaching staff hit the transfer portal and recruiting trail hard to bring in 28 newcomers for 2025.

► Of those 28, 16 are transfer student-athletes, including 11 from junior colleges, a testament to OU assistant coach and recruiting coordinator **Todd Butler** and the OU staff's expertise at the JUCO level.

► The newcomers have made an impact this season, with nine newcomer position players making starts and three freshmen or transfers making starts on the mound already in 2025.

► Freshman Kyle Branch and junior transfer Dawson Willis have started all 20 games at second and third, respectively. Fellow newcomers outfielders **Trey Gambill** and Sam Christiansen, and first baseman **Dayton Tockey**, have all recorded over 15 starts. Branch paces the team with a .366 batting average, while Tockey and Willis have each provided power at the plate with a combined 14 extra-base hits.

► On the bump, nine Sooners new to the program in 2025 have made appearances with junior JUCO transfer Cade Crossland pacing the group with 20 strikeouts. Freshman **Michael Catalano** (14 K) and sophomores Cameron Johnson (21 K), **Jason Bodin** (13 K) and **Gavyn Jones** (12 K) have been instrumental to OU's pitching success.

PRESEASON ACCOLADES

► Junior right-handed pitcher Kyson Witherspoon collected several preseason honors heading into the 2025 season, including preseason All-America nods from four different outlets: Baseball America (second team), D1 Baseball (second team), NCBWA (second team) and Perfect Game (first team). Witherspoon was also named to the Preseason All-SEC Team as a second team selection. He was one of nine starting pitchers named to the first or second teams. OU was picked to finish 11th in the SEC by the league's 16 head coaches.

► Witherspoon and junior catcher Easton Carmichael were both named to the 2025 USA Baseball Golden Spikes Award Preseason Watch List. The award, given annually to the best amateur baseball player in the nation, announced the 55-player watch list last week. Oklahoma was tied for second with two players on the list.

2025 SEC STANDINGS

Team	Conf	Overall
Alabama	3-0	21-1
LSU	3-0	21-1
Tennessee	3-0	20-1
Texas	3-0	17-2
Georgia	2-1	21-2
Arkansas	2-1	19-2
<b>Oklahoma</b>	<b>2-1</b>	<b>18-2</b>
Auburn	2-1	17-4
South Carolina	1-2	17-5
Vanderbilt	1-2	16-5
Ole Miss	1-2	15-5
Kentucky	1-2	14-5
Florida	0-3	17-5
Mississippi State	0-3	14-7
Texas A&M	0-3	11-9
Missouri	0-3	8-11



OKLAHOMA'S 2025 RECORD WHEN...

Overall .....	18-2
Conference .....	2-1
Non-Conference .....	16-1
At home .....	13-0
On the road .....	2-2
At neutral sites .....	3-0
Day games .....	14-1
Night games .....	4-1
vs. left-handed starter .....	4-1
vs. right-handed starter .....	14-1
One-run games .....	7-0
Two-run games .....	1-0
Five or more run games .....	6-2
Extra innings .....	2-0
Shutouts .....	1-1
vs. Top-25 .....	2-1
Scoring 0-2 runs .....	0-1
Scoring 3-5 runs .....	4-1

Scoring 6-9 runs .....	9-0
Scoring 10+ runs .....	5-0
Opponent scores 0-2 runs .....	5-0
Opponent scores 3-5 runs .....	11-0
Opponent scores 6-9 runs .....	2-0
Opponent scores 10+ runs .....	0-2
When OU scores in 1st inning .....	7-0
When opponent scores in 1st .....	4-1
OU scores first .....	10-1
Opponent scores first .....	8-1
OU out-hits opponent .....	12-0
Opponent out-hits OU .....	5-2
Hits are tied .....	1-0
OU hits zero home runs .....	4-1
OU hits one home run .....	8-1
OU hits 2+ home runs .....	6-0
Opponent hits zero home runs .....	14-0
Opponent hits one home run .....	3-0

Opponent hits 2+ home runs .....	1-2
OU makes zero errors .....	8-1
OU makes one error .....	4-0
OU makes 2+ errors .....	6-1
Opponent makes zero errors .....	6-2
Opponent makes one error .....	8-0
Opponent makes 2+ errors .....	4-0
OU leads after sixth inning .....	15-0
OU trails after sixth inning .....	2-2
Game tied after sixth inning .....	1-0
OU leads after seventh inning ..	14-0
OU trails after seventh inning .....	1-1
Game tied after seventh inning ..	0-0
OU leads after eighth inning .....	12-0
OU trails after eighth inning .....	1-1
Game tied after eighth inning .....	1-0
In February .....	9-0
In March .....	9-2

In April .....	0-0
In May .....	0-0
In June .....	0-0
On Monday .....	0-0
On Tuesday .....	2-1
On Wednesday .....	2-0
On Thursday .....	0-0
On Friday .....	6-0
On Saturday .....	3-1
On Sunday .....	5-0
On Turf .....	13-1
On Grass .....	5-1

## SCHEDULE BREAKDOWN

- OU's 54-game slate is highlighted by 31 home games at L. Dale Mitchell Park in 2025, including conference series vs. LSU, Ole Miss, Mississippi State, Vanderbilt and Texas.
- On the schedule are 13 teams that made the 2024 NCAA tournament, including four Super Regional participants and two CWS teams from a season ago, Kentucky and Virginia.

## RED, WHITE & WITHERSPOON

- OU junior right-handed pitchers Kyson and Malachi Witherspoon joined an exclusive club of Sooners last summer in being members of the USA Baseball Collegiate National Team.
- The brothers became the 13th and 14th OU baseball players to represent the U.S. and the first since current Washington Nationals pitcher Cade Cavalli competed for the CNT in 2019.
- Following CNT training camp in Cary, N.C. and their selection to the team, the Witherspoons each saw appearances in Team USA's sweep of the International Friendship Series vs. Chinese Taipei.
- Kyson tallied six strikeouts in just 3.2 innings of work, while Malachi did not surrender a hit or run to go with one strikeout in 1.1 IP.

## #MLBOOMER

- All-time, 307 Sooners have been selected in the MLB Draft. Since 1967, 21 Sooners have been selected in the first round of the Major League Baseball Draft. Cade Horton, drafted seventh overall by the Chicago Cubs in 2022, is the most recent Sooner taken in the first round.
- In 2024, OU's eight selections in the draft tied for third most among colleges, trailing only Mississippi State (11) and LSU (9). The eight picks marked the 11th time in program history eight or more Sooners have been selected in one draft.
- 40 Sooners have been drafted in head coach Skip Johnson's tenure since 2018, including 27 pitchers.
- Five Sooners made MLB appearances in 2024 with over 30 OU alums making an appearance across all levels of pro ball last season.

## COMING SOON TO A TV NEAR YOU

- Oklahoma is slated for six nationally televised games across ESPN's family of networks during the regular season, with flex options for more contests.
- The Sooners will have a pair of home games picked up on broadcast television, starting with the team's matchup with preseason top-five LSU on Thursday, April 3 at 7 p.m. CT on ESPN2. OU's series opener vs. Vanderbilt on Friday, April 11 will air on SEC Network.
- The Sooners were chosen for four linear TV games on the road: March 29 at Alabama (SECN), April 24 at Georgia (ESPNU), April 26 at Georgia (SECN) and May 10 at Kentucky (SECN).
- The TV designations for the final weekend of the regular season (May 15-17), when Oklahoma hosts Texas, will be announced later. The 2025 SEC Baseball Tournament, to be held May 20-25 in Hoover, Ala., will be broadcast on SEC Network, with the championship game on ESPN2.
- The remainder of Oklahoma's home games, as well as all its road games in SEC play, will be livestreamed via SEC Network+.
- All non-conference road games will be livestreamed via ESPN+.
- OU's neutral-site games at the Round Rock Classic (Feb. 21-23) can be seen on a subscription basis via D1Baseball.com. The Sooners matchup vs. UT Arlington at Globe Life Field in Arlington, Texas (Feb. 19), will be free to view via WAC International.tv. Streaming options for OU's other neutral-site regular season contest vs. Texas Tech at Riders Field in Frisco, Texas (April 1) will be announced soon.

## 2024 A SEASON FOR THE RECORD BOOKS

- The Sooners put together an historic 2024 season, highlighted by a top-10 win over then-No. 9 and eventual national champion, Tennessee, four ranked victories, six Big 12 sweeps for the first time and the first Big 12 regular season crown in program history.
- OU's six conference sweeps were the most in the program's history in the Big 12 era and the most across conference play since 1994 (6, Big 8).
- OU won 23 games in Big 12 play, the most for the program in the Big 12 era and tied the most in program history with the 1994 and '95 teams.
- The Sooners were one win shy of tying the Big 12's all-time record for league wins in a season (24, Texas; 2010).
- The Sooners won 14 of their last 16 conference games, including sweeps in four of the last six weekend series. Oklahoma had a wire-to-wire lead over the Big 12 standings, sitting in first or a tie for first place after every weekend of Big 12 play.
- Skip Johnson was named Big 12 Coach of the Year and ABCA Central Regional Coach of the Year, 12 Sooners earned all-conference honors and Easton Carmichael was named an NCBWA Third Team All-American.

## L. DALE ELEVATED

- The OU Athletics Department recently announced a series of fan experience enhancements at L. Dale Mitchell Park for the 2025 OU baseball home season.
- The immediate enhancements — which include new premium seating in the main stadium and outfield, as well as upgraded concessions — are separate from the program's continued plans to renovate the stadium.
- Debuting in 2025 is 'Section 405' beyond the right field wall, a shaded patio seating option that features 126 seats. Also new to the ballpark this season will be four loge boxes and a pair of drink rails on the upper concourse.
- With the addition of Section 405 beyond the right field wall, the left field berm has transformed into an exclusive area for OU student seating. Students receive free admission to the gated area with a valid OU student ID and are permitted to bring their own seating, food and beverages to the left field berm area.

## OKLAHOMA BASEBALL STADIUM PROJECT



- The program continues to see significant momentum toward the Oklahoma Baseball Stadium Project as funding for the project has increased by over 200% in the past 12 months with additional contributions needed to fully fund the renovation via donor support.
- Future enhancements aim to transform the ballpark's look from the stadium's interior bowl and exterior. New locker rooms, training areas, coaches' offices and team meeting areas combined with multiple seating concepts, terraced berms and additional awnings and concourses would create a first-class facility for fans and student-athletes. A new state-of-the-art performance and player development center and a new entry to the team facility, including a Champions Lobby to display the program's success and tradition, are planned.
- Investment in the Oklahoma Baseball Stadium Project through private gifts of all sizes is pivotal to the program's pursuit of championships and continued success. For more information or to donate visit [TheSoonerClub.com/Baseball](https://TheSoonerClub.com/Baseball).



2025 OKLAHOMA BASEBALL ROSTER

No.	Name	Yr.	Pos.	B/T	Ht./Wt.	Hometown/Last School
1	Jason Walk	So.	IF/OF	S/R	5-9/168	Acworth, Ga./Harrison HS
2	Easton Carmichael	Jr.	C	R/R	6-1/200	Prosper, Texas/Prosper HS
3	Christian Hoffman	Jr.	OF	L/R	6-3/226	Albuquerque N.M./New Mexico JC
4	Mason Hamlin	Jr.	IF	R/R	6-2/204	Falcon, CO./UT Permian Basin
5	Dawson Willis	Jr.	IF	R/R	6-4/187	Ruston, La./LSU at Eunice
6	Kyle Branch	Fr.	IF	R/R	5-11/186	Lucas, Texas/Lovejoy HS
7	Jaxon Willits	So.	IF	S/R	6-0/206	Fort Cobb, Okla./Fort Cobb-Broxton HS
8	Taylor Tatum	Fr.	OF	R/R	5-10/206	Longview, Texas/Longview HS
9	Brandon Cain	Jr.	IF/OF	R/R	5-11/175	Mobile, Ala./Mississippi Gulf Coast CC
11	Jacob Gholston	So.	RHP	R/R	6-6/218	Flower Mound, Texas/Flower Mound HS
12	Ryley Leininger	Fr.	IF	L/R	6-2/220	Georgetown, Texas/Georgetown HS
14	Jackson Kircher	Fr.	RHP/OF	R/R	6-3/212	Little Rock, Ark./Little Rock Christian Academy
16	Dayton Tockey	Jr.	IF	L/L	6-2/233	Fort Worth, Texas/Weatherford JC
17	Dasan Harris	So.	OF	L/L	6-0/175	Plano, Texas/Plano East HS
18	Gavyn Jones	So.	LHP/OF	L/L	6-1/209	White Oak, Texas/McLennan CC
20	Trey Gambill	Jr.	OF	L/R	5-11/193	Alpine, Utah/Salt Lake CC
21	Drew Dickerson	Fr.	IF/OF	R/R	6-4/209	Lee's Summit, Mo./Lee's Summit West HS
22	Scott Mudler	Sr.	C	L/R	6-2/213	Johns Creek, Ga./Northwest Florida State College
23	Cade Crossland	Jr.	LHP	L/L	6-1/204	Rockwall, Texas/Weatherford JC
25	Malachi Witherspoon	Jr.	RHP	R/R	6-3/210	Jacksonville, Fla./Northwest Florida State College
26	Kyson Witherspoon	Jr.	RHP	R/R	6-2/206	Jacksonville, Fla./Northwest Florida State College
27	Landon Victorian	Fr.	RHP	R/R	6-2/167	Lake Charles, La./Barbe HS
28	Brayden Horton	Jr.	IF/OF	L/R	5-11/200	Sayre, Pa/Liberty
29	Jaden Barfield	Fr.	LHP	L/L	5-9/221	Pearland, Texas/Pearland HS
30	Michael Catalano	Fr.	RHP	R/R	6-0/191	Frisco, Texas/Frisco HS
31	Cameron Johnson	So.	LHP	L/L	6-6/256	Upper Marlboro, Md/LSU
32	Dylan Tate	Jr.	RHP	R/R	5-11/194	Eureka, Mo./Jefferson College
33	Berkeley Roddy	Fr.	RHP	R/R	6-2/215	Fort Worth, Texas/Boswell HS
34	Beau Sampson	So.	LHP	L/L	6-6/229	St. George, Utah/Salt Lake CC
35	Jason Bodin	So.	RHP	L/R	6-3/184	Orange, Texas/Texas A&M
36	Grant Stevens	Gr.	LHP	L/L	5-9/189	Elk Grove, Calif./Pacific
37	Mitch Haythorn	Fr.	RHP	R/R	6-0/191	Eaton, Colo/Eaton HS
39	Cole Hansen	Fr.	C	R/R	6-0/205	Norco, Calif./Norco HS
40	Sam Christiansen	R-So.	IF/OF	L/L	6-1/213	Mesa, Ariz/South Mountain CC
41	Reid Graham	Fr.	IF	R/R	6-6/182	Waxahachie, Texas/Waxahachie HS
42	Reid Hensley	Sr.	RHP	R/R	6-0/200	Lufkin, Texas/Tyler JC
43	Dylan Crooks	Sr.	RHP	R/R	5-11/187	Euless, Texas/Paris JC
45	Jordan Stribling	Fr.	LHP	L/L	6-6/242	Highland Park, Texas/Highland Park HS
48	James Hitt	Gr.	LHP	L/L	6-0/192	Magnolia, Texas/Texas Tech
54	Nate Smithburg	Jr.	LHP	L/L	6-2/216	Libertyville, Iowa/Indian Hills CC
58	James Nesta	R-Fr.	RHP	R/R	6-3/216	Huntersville, N.C./William Amos Hough HS

**Head Coach:** Skip Johnson (Eighth Season, Texas Pan-American '90)  
**Associate Head Coach:** Reggie Willits (Fourth Season, Oklahoma '14)  
**Assistant Coach:** Todd Butler (Second Season, McNeese '91)  
**Assistant Coach:** Russell Raley (Third Season, Oklahoma '07)  
**Director of Player Development:** Britt Bonneau (Seventh Season, Lubbock Christian '95)  
**Chief of Staff:** Ryan Gaines (20th Season, Oklahoma '95)

ALPHABETICAL ROSTER

29	Jaden Barfield
35	Jason Bodin
6	Kyle Branch
9	Brandon Cain
2	Easton Carmichael
30	Michael Catalano
40	Sam Christiansen
43	Dylan Crooks
23	Cade Crossland
21	Drew Dickerson
20	Trey Gambill
11	Jacob Gholston
41	Reid Graham
4	Mason Hamlin
39	Cole Hansen
17	Dasan Harris
37	Mitch Haythorn
42	Reid Hensley
48	James Hitt
3	Christian Hoffman
28	Brayden Horton
31	Cameron Johnson
18	Gavyn Jones
14	Jackson Kircher
12	Ryley Leininger
22	Scott Mudler
58	James Nesta
33	Berkeley Roddy
34	Beau Sampson
54	Nate Smithburg
36	Grant Stevens
45	Jordan Stribling
32	Dylan Tate
8	Taylor Tatum
16	Dayton Tockey
27	Landon Victorian
1	Jason Walk
5	Dawson Willis
7	Jaxon Willits
26	Kyson Witherspoon
25	Malachi Witherspoon

SOONERS BY CLASS

<b>Seniors (5)</b> Dylan Crooks Reid Hensley James Hitt Scott Mudler Grant Stevens	<b>Sophomores (9)</b> Jason Bodin Sam Christiansen Jacob Gholston Dasan Harris Cameron Johnson Gavyn Jones Beau Sampson Jason Walk Jaxon Willits
<b>Juniors (13)</b> Brandon Cain Easton Carmichael Cade Crossland Trey Gambill Mason Hamlin Christian Hoffman Brayden Horton Nate Smithburg Dylan Tate Dayton Tockey Dawson Willis Kyson Witherspoon Malachi Witherspoon	<b>Freshmen (12)</b> Jaden Barfield Kyle Branch Michael Catalano Drew Dickerson Reid Graham Cole Hansen Jackson Kircher Ryley Leininger James Nesta Berkeley Roddy Taylor Tatum Landon Victorian

SOONERS BY STATE

<b>Texas (16)</b> Jaden Barfield Jason Bodin Kyle Branch Easton Carmichael Michael Catalano Dylan Crooks Cade Crossland Jacob Gholston Dasan Harris Reid Hensley James Hitt Gavyn Jones Ryley Leininger Berkeley Roddy Taylor Tatum Dayton Tockey	<b>Florida (2)</b> Kyson Witherspoon Malachi Witherspoon
<b>Georgia (2)</b> Scott Mudler Jason Walk	<b>Louisiana (2)</b> Landon Victorian Dawson Willis
<b>Missouri (2)</b> Drew Dickerson Dylan Tate	<b>Oklahoma (1)</b> Jaxon Willits
<b>Other (8)</b> Brandon Cain (Ala.) Sam Christiansen (Ariz.) Christian Hoffman (N.M.) Brayden Horton (Pa.) Cameron Johnson (Md.) James Nesta (N.C.) Jackson Kitcher (Ark.) Nate Smithburg (Iowa)	
<b>Utah (2)</b> Trey Gambill Beau Sampson	<b>California (2)</b> Grant Stevens Cole Hansen
<b>Colorado (1)</b> Mason Hamlin	

PRONUNCIATION GUIDE

Ryley <b>LEININGER</b>	LINE-ing-er
<b>DASAN</b> Harris	Dah-SAHN
<b>KYSON</b> Witherspoon	KY-sun
Michael <b>CATALANO</b>	CAT-ah-lon-oh
Jason <b>BODIN</b>	BOH-din



# SKIP JOHNSON

## NINTH YEAR AT OKLAHOMA, EIGHTH AS HEAD COACH

600+ WINS AS A HEAD COACH • 247-155 OVERALL RECORD AT OU • TWO CONFERENCE TITLES • 2022 CWS APPEARANCE

**W**idely regarded as one of the premier pitching coaches in the country, Skip Johnson has led the Oklahoma baseball program since June 2017. Since taking over the reins after serving one year as the Sooners' pitching coach.

In his seven seasons as head coach (six full seasons, accounting for the 2020 campaign shortened due to the COVID-19 pandemic), Johnson has led the Sooners to four NCAA Tournament appearances and the 2022 College World Series finals. Additionally, 32 players have been selected in the Major League Baseball Draft, 12 have been named to All-America teams and 22 have been All-Big 12 Conference selections. Since his arrival at OU as pitching coach prior to the 2017 season, the Sooners have had a total of 24 pitchers selected in the MLB Draft.

The 2024 team won the program's first Big 12 regular season title, winning a program-record 23 conference games en route to winning the league by three games. The Sooners reached the NCAA Tournament for the third straight season and 41st time in program history, winning 40 games for the second time in the last three years. Five Sooners were named to All-Big 12 First and Second Teams, while Easton Carmichael earned NCBWA All-America honors and eight Sooners were drafted in the MLB Draft for the second time in three seasons.

The 2023 squad reached the NCAA Tournament for the second straight season and the 40th time in program history. Shortstop Dakota Harris was drafted in the 11th round and pitcher Braden Carmichael was named to the All-Big 12 First Team.

In 2022, Johnson led Oklahoma to its 11th College World Series appearance (first since 2010) and its first Big 12 tournament championship since 2013. He was named the 2022 ABCA Central Region Coach of the Year. The Sooners completed a postseason run entirely away from home to finish as national runners-up, winning the Big 12 Championship in Arlington, Texas, the NCAA Gainesville Regional and the NCAA Blacksburg Super Regional to reach the pinnacle of college baseball in Omaha, Neb. OU went 3-0 in bracket play, defeating Texas A&M twice and Notre Dame to reach the CWS finals. The postseason capped an incredible turnaround in which Oklahoma posted a 27-12 record from April 12 through the end of the season after starting the year 18-12.

Overall, Oklahoma ended the 2022 season with a 45-24 record and a 15-9 mark in Big 12 Conference play. OU's 45 wins were the most since 2010, the 15 conference wins were its most since 2010 (15-10), and its second-place finish in the regular season standings was its highest since 2010. The Sooners registered at least 40 victories for the 24th time in program history, and first since 2013. The pitching staff totaled a school record 644 strikeouts. OU's 145 stolen bases were the most in a season since 1989 (168 steals). The team's 73 home runs were its most since 2010 (105) and its .293 batting average was the highest since the 2011 season (.313).

A total of 11 players were selected in the 2022 Major League Baseball Draft, including pitcher Cade Horton, who was picked seventh overall. He became the third first-rounder in Johnson's tenure, joining outfielder Kyler Murray (ninth overall in 2018) and pitcher Cade Cavalli (22nd overall in 2020). It was the second time in three years that OU's entire weekend rotation was drafted.

While 2022 was a tremendous success, Johnson's influence on the program began immediately. The OU pitching staffs posted a progressively lower ERA in each of his first four seasons in Norman. Oklahoma's 3.92 team ERA in 2019 was only the seventh team ERA under 4.00 since 1980, and the first since 2015. In his first two seasons, Sooners pitchers posted two of the top five strikeout totals in program history. A total of 24 pitchers have heard their name called in the Major League Baseball Draft since 2017 and 31 Sooners overall have been drafted by MLB teams since 2018.

Johnson earned his 100th career victory at OU with a 10-4 victory over Kansas on April 9, 2021. First baseman Tyler Hardman earned second-team All-America honors from three outlets (ABCA, NCBWA and Perfect Game) and was selected in the fifth round of the 2021 MLB Draft. Pitchers Wyatt Olds (seventh round) and Jason Ruffcorn (eighth round) were also taken in the MLB Draft. Hardman won the Big 12 batting title with a .397 average — the highest by a Sooners since 2001 — and the pitching staff ranked 16th nationally by averaging 10.6 strikeouts per nine innings.

In the 2020 season shortened due to COVID-19, the Sooners compiled a 14-4 record and climbed as high as No. 9 in the national polls. In the process, OU turned in some historic performances. Dane Acker pitched Oklahoma's first individual no-hitter since 1989 against No. 11 LSU in the Shriners College Classic, and the pitching staff combined for a Big 12-record 21 strikeouts in one game against Arkansas-Pine Bluff. Cade Cavalli became OU's 10th first-round selection in the regular June Major League Baseball Draft when he was selected 22nd overall. A program-record four Sooners were drafted in the first four rounds, including all three pitchers in the weekend rotation (Cavalli, Levi Prater and Acker).

Johnson coached OU to the program's 38th NCAA Regional appearance in 2018. The Sooners posted a 38-25 record — the highest win total since 2013 — and reached the finals of the Tallahassee Regional. In the process, Oklahoma pitchers set a school record with 608 strikeouts. Outfielder Steele Walker was named a Second-Team All-American by Baseball America and the NCBWA, and pitcher Levi Prater was selected as a Freshman All-American by Collegiate Baseball. Outfielder Kyler Murray, who went on to win the 2018 Heisman Trophy with the OU football team, was the ninth overall selection in the 2018 MLB Draft. Nine players were drafted, including five in the first 10 rounds (Walker in the second round, pitcher Jake Irvin in the fourth round, pitcher Austin Hansen in the eighth round and outfielder Cade Harris in the 10th round).

Prior to coming to Oklahoma, Johnson spent a 25-year coaching career in the state of Texas, including the most recent 10 years as an assistant and associate head coach at the University of Texas. Johnson was hired as the pitching coach at Texas for the 2007 season under Augie Garrido and helped the Longhorns to seven NCAA Regional appearances, four Super Regionals and three College World Series appearances. Prior to his time in Austin, Johnson was the head coach for 13 years at Navarro College of the NJCAA's Texas Eastern Athletic Conference. From 1994-2006, he guided the Bulldogs to 13 NJCAA Regionals, nine TEAC championships and four regional titles while compiling 450 wins.

Johnson has mentored a number of players outside of those he has coached at OU, UT and Navarro, regularly working with three-time Cy Young Award winner Clayton Kershaw of the Los Angeles Dodgers, Homer Bailey, formerly of the Cincinnati Reds, and Chris Davis, formerly of the Baltimore Orioles, among others.

A standout baseball player at Denton High School, Johnson began his collegiate playing career at Ranger (Texas) College. After a two-year career there, Johnson moved on to play baseball at the University of North Texas in 1988 before the school dropped its baseball program. He completed his collegiate playing career at UT-Pan American, lettering for the Broncs in 1989 and receiving his bachelor's degree in 1990. Johnson earned a master's degree in education from UT-Tyler in 1993.

### THE JOHNSON FILE

**Hometown:**..... Denton, Texas

**College:**..... UT-Pan American, 1990

**Family:**..... Wife, Cathy

..... Sons, Tyler and Garrett

**Career Wins:**..... 661

..... 247-155 NCAA record

..... 414 NJCAA wins

### COACHING HISTORY

**2018-present:** Oklahoma  
Head Coach

**2017:** Oklahoma  
Assistant Coach

**2013-16:** Texas  
Associate Head Coach

**2007-12:** Texas  
Assistant Coach

**1994-06:** Navarro College  
Head Coach

**1993:** Navarro College  
Assistant Coach

### NCAA POSTSEASON APPEARANCES COACHED

Year	Round	School
2024.....	Regional.....	Oklahoma
2023.....	Regional.....	Oklahoma
2022.....	College World Series.....	Oklahoma
2018.....	Regional.....	Oklahoma
2017.....	Regional.....	Oklahoma
2015.....	Regional.....	Texas
2014.....	College World Series.....	Texas
2011.....	College World Series.....	Texas
2010.....	Super Regional.....	Texas
2009.....	College World Series.....	Texas
2008.....	Regional.....	Texas
2007.....	Regional.....	Texas

## THE LAST TIME...

## OKLAHOMA — TEAM

Won 10 or more consecutive games.....	11, (2/14-3/2/25)
Won 15 or more consecutive games.....	16, (2/18-3/12/11)
Won 18 or more consecutive games.....	19, (3/4-31/85)
Won 20 or more consecutive home games.....	24, (3/31-5/5/73)
Won 10 or more consecutive conference games.....	10, (4/8-29/06)
Won 5 or more consecutive conference home games.....	5, (3/8-26/22)
Won 5 or more consecutive road games.....	5, (5/3-16/24)
Won 5 or more consecutive postseason games.....	6, (5/25-6/4/22)
Won back-to-back walk-offs.....	TCU (5/13-14/17)
Won a walk-off.....	7-6 (9), UT Arlington (3/18/25)
Won on a walk-off home run.....	8-6 (9), Kansas (5/24/24)
Won on a walk-off grand slam.....	9-5, Baylor (3/26/22)
Won in extra innings.....	6-5 (10), at South Carolina (3/16/25)
Lost in extra innings.....	7-13 (10), Texas Tech (4/14/23)
Played 12-14 Innings.....	5-4 (12), Virginia (2/23/25)
Played 15 or more innings.....	W, 12-9 (18), at Oklahoma State (4/15/14)
Lost 5 or more consecutive games.....	6, (3/21-30/23)
Lost 5 or more consecutive conference games.....	5, (4/19-5/2/14)
Scored 10 or more runs in three straight games.....	vs. Lehigh (2/14-15/25)
Scored 15-19 runs in a game.....	15, vs. Texas Southern (2/25/25)
Scored 20-24 runs in a game.....	20, Wright State (2/23/24)
Scored 25-28 runs in a game.....	27, UAPB (2/22/11)
Scored 29 or more runs in a game.....	29, at Kansas State (3/22/09)
Shut out an opponent.....	9-0, vs. CSUN (2/28/25)
Shut out an opponent (9-inning game).....	9-0, vs. CSUN (2/28/25)
Shut out back-to-back opponents.....	12-0, 2-0, Kansas State (5/4-5/18)
Shut out three straight opponents.....	15-0, Wichita St.; 6-0, 4-0, Texas Tech (4/8-11/09)
Swept a three-game series.....	vs. Sam Houston (3/7-9/25)
Swept back-to-back three-game conference series.....	at Texas Tech; vs. Baylor (2024)
Swept four or more three-game series in a year... (6) UCF; at TCU; Kansas State; at BYU; at Texas Tech; vs. Baylor (2024)	
Swept a three-game conference series.....	vs. Baylor (5/10-11/24)
Swept a three-game home series.....	vs. Sam Houston (3/7-9/25)
Swept a three-game road series.....	at Texas Tech (5/3-5/24)
Swept a three-game non-conference series.....	vs. Sam Houston (3/7-9/25)
Swept a three-game road conference series.....	at Texas Tech (5/3-5/24)
Run ruled an opponent.....	vs. Texas Southern (2/25/25)
Was run ruled.....	0-11, at DBU (3/5/25)
Had back-to-back homers.....	vs. TCU, 6th Inning (5/22/24)
Had two grand slams in a game.....	Anthony Mackenzie (solo), Jackson Nicklaus (solo) Baylor (3/26/22), Tanner Tredaway and Peyton Graham
Hit four or more home runs in a game.....	at Oklahoma State (4/6/24)
Hit six or more home runs in a game.....	6, at Oklahoma State (4/6/24)
Hit seven or more home runs in a game.....	7, Nebraska (3/30/09)
Hit 10 or more home runs in a game.....	11, at Kansas State (3/22/09)
Homer in five or more consecutive games.....	8, (3/7-18/25)
Had 15-19 hits in a game.....	15, vs. CSUN (3/1/25)
Had 20-24 hits in a game.....	21, Wright State (2/23/24)
Had 25 or more hits in a game.....	27, Oakland (2/27/11)
Had 10 or more hits in five consecutive games.....	6, (2/17-24/24)
Had 10 or more hits in 10 consecutive games.....	10, (5/1-21/06)
Won after trailing by 5 or more runs.....	5, UNLV (3/8/23)
No-hit the opposition (combined effort).....	West Virginia (3/22/24)
No-hit the opposition, nine innings (combined effort).....	West Virginia (3/22/24)
Struck out 15 batters in a game.....	15, vs. Sam Houston (3/7/25)
Struck out 16-19 batters in a game.....	16, vs. Lehigh (2/14/25)
Struck out 20 or more batters in a game.....	21, Arkansas-Pine Bluff (3/4/20)
Walked 10 or more batters.....	11, Oklahoma State (4/7/24)

## OPPONENT — TEAM

Scored 10-14 runs in a game.....	11, South Carolina (3/15/25)
Scored 15-19 runs in a game.....	19, Pittsburgh, (3/1/24)
Scored 20 or more runs in a game.....	23, Stanford (3/30/23)
Shut out.....	0-11, DBU (3/4/25)
Shut out in Norman.....	0-6, Dallas Baptist (3/19/24)
Shut out in consecutive games.....	0-5, 0-5, at Oral Roberts (3/22/16), at Texas Tech (3/24/16)
Walk-off win.....	7-8, at Oklahoma State (4/9/22)
Swept a three-game series.....	Lamar (3/28-30/24)
Swept a three-game series in Norman.....	Lamar (3/28-30/24)
Swept a conference series in Norman.....	TCU (4/2-4/21)
Swept a road conference series.....	at Kansas State (3/24-26/23)
No-hitter.....	Texas (4/16/05)
Hit four or more home runs in game.....	4, DBU (3/4/25)
Had 15-19 hits in a game.....	17, Oklahoma State (3/12/24)
Had 20-24 hits in a game.....	20, Lamar (4/15/22)
Had 25 or more hits in a game.....	25, Lamar (2/5/06)
Walked 10 or more batters.....	10, South Carolina (3/16/25)

## OKLAHOMA — INDIVIDUAL

Hit a walk-off home run (non-run rule game).....	Jackson Nicklaus, vs. Kansas (5/24/24)
Had a walk-off grand slam.....	Peyton Graham, Baylor (3/26/22)
Had a walk-off hit.....	Easton Carmichael, UT Arlington (3/18/25)
Hit a grand slam.....	Bryce Madron, vs. Baylor (5/11/24; Game 2)
Hit a home run to begin a game.....	Jason Walk, CSUN (2/29/25)
Hit an inside-the-park home run.....	Kyle Branch, vs. Lehigh (2/14/25; Game 1)
Hit two home runs.....	Bryce Madron, at BYU (4/20/24)
Hit three home runs.....	Chris Haggard, Iowa State (5/14/00)
Homer in consecutive games.....	Jason Walk, vs. South Carolina & UT Arlington (3/16-18/25)
Homer in both games of a doubleheader.....	Peyton Graham, at West Virginia (5/8/21)
Homer in three straight games.....	Jackson Nicklaus, Lamar (3/28-30/24)
Hit for the cycle.....	Tyler Hardman, vs. Arkansas State (3/14/21; Game 1)
Scored five runs in a game.....	Chris Shaw, UALR (3/3/15)
Scored six runs in a game (school record).....	Evan Mistich, UAPB (2/22/11)
Had four hits in a game.....	Jaxon Willits, UT Arlington (3/18/25)
Had five hits in a game.....	Blake Robertson, at Kansas (5/14/00)
Had six hits in a game (school record).....	Craig Aikin, UALR (3/3/15)
Had three doubles in a game.....	Easton Carmichael, vs. Pitt (3/1/24)
Had four RBI in a game.....	Easton Carmichael, vs. Lehigh (2/14/25; Game 2)
Had five RBI in a game.....	Easton Carmichael, vs. Lehigh (2/14/25; Game 2)
Had six RBI in a game.....	Scott Mudler, at Oklahoma State (4/6/24)
Had seven RBI in a game.....	Bryce Madron, at BYU (4/20/24)
Had eight or more RBI in a game.....	Sheldon Neuse (8), CSU Bakersfield (4/5/14)
Stole three bases in a game.....	Jason Walk, vs. CSUN (3/1/25)
Stole four or more bases in a game.....	Derek Wathan (5), Kansas State (1996)
Walked three times in a game.....	Sam Christiansen, vs. Lehigh (2/15/25)
Walked four times in a game.....	Sam Christiansen, vs. Lehigh (2/14/25; Game 2)
Walked five times in a game.....	Jordan Vujovich, Missouri State (3/15/19)
Struck out 5 consecutive batters.....	Kyson Witherspoon (10), vs. Sam Houston (3/7/25)
Struck out 6 or more consecutive batters.....	Kyson Witherspoon (10), vs. Sam Houston (3/7/25)
Struck out 10 or more consecutive batters.....	Kyson Witherspoon (10), vs. Sam Houston (3/7/25)
Struck out 10 batters in a game.....	Kyson Witherspoon (12; 5.0 IP), vs. Sam Houston (3/7/25)
Struck out 12 batters in a game.....	Kyson Witherspoon (12; 5.0 IP), vs. Sam Houston (3/7/25)
Struck out 13 or more batters.....	Chazz Martinez (14; 7.0 IP), Northwestern State (2/27/21)
Struck out 15 or more batters.....	Levi Prater (15; 7.0 IP), Missouri State (3/17/19)
Pitched a nine-inning no-hitter.....	Dane Acker, vs. LSU (3/1/20 in Houston, Texas)
Pitched a complete-game loss.....	Dillon Overton, at Texas (4/6/13)
Pitched a 7-inning complete game.....	Dylan Grove, vs. Texas Tech (5/27/16)
Pitched a 9-inning complete game.....	Braden Davis, vs. TCU (5/23/24)
Pitched a complete-game shutout.....	Braden Davis, vs. TCU (5/23/24)

## OPPONENT — INDIVIDUAL

Hit two home runs.....	Chayton Krauss, DBU (3/4/25)
Hit a grand slam.....	Josh Hegemann, Cincinnati (5/17/24)
Hit back-to-back home runs.....	Kollin Ritchie & Ian Daugherty, Oklahoma State (5/25/24)
Scored five runs in a game.....	Tre Richardson, Baylor (3/27/22)
Had four hits in a game.....	Max Belyeu, Texas (4/28/24)
Had five hits in a game.....	Zak Skinner, Lamar (3/29/24)
Had six hits in a game.....	Tavian Josenberger, Kansas (4/10/21)
Had three doubles in a game.....	Josh Jung, Texas Tech (5/5/19)
Had five RBI in a game.....	Zak Skinner, Lamar (3/29/24)
Had six RBI in a game.....	Zak Skinner, Lamar (3/29/24)
Had seven RBI in a game.....	Kyle Reynolds, Baylor (3/27/04)
Stole three bases in a game.....	Alejandro Jimenez, Bethune Cookman (3/13/09)
Walked three times in a game.....	Kevin Bazzell, Texas Tech (5/5/24)
Walked four or more times in a game.....	Carson Bengie (4), at Oklahoma State (4/18/23)
Struck out 10-14 batters in a game.....	J'Briell Easley (11), Kansas (5/24/24)
Struck out 15 or more batters.....	Kyle Gibson (15), Missouri (4/3/09)
Pitched a 9-inning complete game.....	Derek Clark, West Virginia (3/23/24)
Pitched a complete-game shutout.....	Nate Griep, Kansas State (5/8/15)

## 2025 OVERALL STATISTICS

Record: 18-2 Home: 13-0 Away: 2-2 Neutral: 3-0 SEC: 2-1

Player	avg	gp-gs	ab	r	h	2b	3b	hr	rbi	tb	slg%	bb	hp	so	gdp	ob%	sf	sh	sb-att	po	a	e	fld%
6 Branch, Kyle	.366	20-20	71	14	26	5	0	1	15	34	.479	6	3	6	2	.432	1	2	6-6	36	42	2	.975
1 Walk, Jason	.362	19-19	69	19	25	6	0	3	13	40	.580	16	2	8	0	.494	0	2	7-12	36	0	1	.973
20 Gambill, Trey	.360	18-18	50	16	18	5	0	0	7	23	.460	19	2	6	0	.542	1	0	8-8	20	0	2	.909
16 Tockey, Dayton	.339	18-17	56	13	19	3	1	3	13	33	.589	10	0	16	0	.426	2	0	4-6	118	4	1	.992
7 Willits, Jaxon	.321	20-20	78	28	25	3	2	6	19	50	.641	10	0	13	3	.389	2	0	5-5	25	42	3	.957
2 Carmichael, Easton	.299	20-20	77	16	23	5	2	5	22	47	.610	10	1	18	2	.382	1	0	4-6	125	11	1	.993
40 Christiansen, Sam	.259	20-19	54	14	14	1	2	2	14	25	.463	22	4	18	0	.482	3	0	5-5	30	2	1	.970
5 Willis, Dawson	.214	20-20	70	10	15	5	0	2	15	26	.371	4	2	23	1	.273	1	3	7-7	4	27	4	.886
-----																							
18 Jones, Gavyn	1.000	2-1	3	2	3	0	0	0	3	3	1.000	0	0	0	0	1.000	0	0	0-0	0	1	0	1.000
3 Hoffman, Christian	1.000	3-0	1	0	1	1	0	0	1	2	2.000	1	0	0	0	1.000	0	0	0-0	0	0	0	.000
17 Harris, Dasan	.344	16-8	32	5	11	3	0	1	4	17	.531	3	0	9	0	.389	1	0	2-2	14	1	1	.938
21 Dickerson, Drew	.294	10-3	17	3	5	1	1	0	2	8	.471	3	1	6	0	.429	0	0	1-1	0	0	0	.000
22 Mudler, Scott	.250	12-11	36	7	9	2	1	1	9	16	.444	5	0	7	1	.341	0	0	1-2	91	8	1	.990
28 Horton, Brayden	.143	7-2	7	2	1	0	0	0	0	1	.143	1	0	1	0	.250	0	0	0-0	1	0	0	1.000
9 Cain, Brandon	.000	11-2	12	1	0	0	0	0	0	0	.000	1	0	5	0	.077	0	1	0-0	9	0	0	1.000
4 Hamlin, Mason	.000	6-0	2	1	0	0	0	0	0	0	.000	1	0	0	0	.333	0	0	0-0	0	1	0	1.000
Totals	.307	20	635	151	195	40	9	24	137	325	.512	112	15	136	9	.416	12	8	50-60	519	171	20	.972
Opponents	.240	20	645	87	155	17	4	11	81	213	.330	82	25	205	13	.346	6	5	23-32	486	181	18	.974

LOB - Team (145), Opp (157). DPs turned - Team (14), Opp (11). IBB - Team (3), Christiansen 1, Gambill, T. 1, Willits, J. 1, Opp (2). Picked off - Tockey, D. 2, Walk, J. 2, Christiansen 2, Harris, Das. 1, Mudler, S. 1, Carmichael,E 1.

## (All games Sorted by Earned run avg)

Player	era	w-l	app	gs	cg	sho	sv	ip	h	r	er	bb	so	2b	3b	hr	b/avg	wp	hp	bk	sfa	sha
26 Witherspoon, Kyson	1.91	5-0	5	5	0	0/1	0	28.1	17	8	6	6	47	1	2	1	.168	1	3	0	0	0
25 Witherspoon, Malachi	5.73	2-1	5	5	0	0/0	0	22.0	24	15	14	14	22	4	0	4	.279	3	3	0	2	0
-----																						
27 Victorian, Landon	0.00	0-0	1	1	0	0/0	0	2.0	3	0	0	1	1	0	0	0	.375	0	0	0	0	0
43 Crooks, Dylan	0.68	1-0	8	0	0	0/0	6	13.1	9	1	1	5	11	1	0	0	.188	3	1	0	0	1
42 Hensley, Reid	2.00	1-0	7	0	0	0/1	1	9.0	5	3	2	2	13	1	0	1	.161	1	0	0	0	1
14 Kircher, Jackson	2.25	0-0	4	0	0	0/0	0	4.0	5	1	1	2	4	1	0	0	.294	1	0	0	0	0
34 Sampson, Beau	2.45	1-0	3	0	0	0/0	0	3.2	2	1	1	6	5	1	0	0	.167	0	0	0	0	1
48 Hitt, James	3.60	0-0	9	0	0	0/1	0	10.0	9	4	4	5	11	1	0	0	.250	1	3	0	1	1
18 Jones, Gavyn	4.15	1-0	8	0	0	0/1	0	13.0	12	7	6	1	12	2	0	2	.235	0	1	0	0	0
30 Catalano, Michael	4.32	1-0	8	0	0	0/0	0	8.1	5	4	4	2	14	0	0	0	.179	1	1	0	1	0
23 Crossland, Cade	4.70	1-1	5	2	0	0/0	0	15.1	13	10	8	9	20	1	1	2	.232	2	1	0	1	0
29 Barfield, Jaden	5.06	1-0	6	0	0	0/0	0	5.1	6	3	3	3	7	0	0	0	.273	1	1	0	0	0
31 Johnson, Cameron	5.59	2-0	6	6	0	0/0	0	19.1	16	13	12	17	21	1	0	0	.229	1	5	0	0	0
11 Gholston, Jacob	6.75	1-0	2	1	0	0/0	0	5.1	8	5	4	4	4	1	0	0	.381	3	2	0	0	1
35 Bodin, Jason	7.71	1-0	10	0	0	0/0	0	14.0	21	12	12	5	13	2	1	1	.362	2	4	0	1	0
Totals	4.06	18-2	20	20	0	1/1	7	173.0	155	87	78	82	205	17	4	11	.240	20	25	0	6	5
Opponents	7.50	2-18	20	20	0	1/1	1	162.0	195	151	135	112	136	40	9	24	.307	12	15	4	12	8

PB - Team (3), Mudler, S. 2, Carmichael,E 1, Opp (7). Pickoffs - Team (3), Bodin, J. 2, Crooks, D. 1, Opp (9). SBA/ATT - Carmichael,E (13-15), Mudler, S. (10-14), Johnson, C. (4-8), WitherspoonK (4-5), WitherspoonM (3-4), Hitt, J. (3-3), Crossland, C (1-2), Jones, G. (2-2), Catalano, M. (1-2), Bodin, J. (2-2), Hensley, R. (0-1), Kircher, J. (1-1), Barfield, J. (1-1), Gholston, J. (1-1).

SEC STATISTICS

Record: 2-1 Home: 0-0 Away: 2-1 SEC: 2-1

Player	avg	gp-gs	ab	r	h	2b	3b	hr	rbi	tb	slg%	bb	hp	so	gdp	ob%	sf	sh	sb-att	po	a	e	fld%
7 Willits, Jaxon	.385	3-3	13	4	5	1	0	1	3	9	.692	3	0	2	0	.500	0	0	0-0	4	9	0	1.000
6 Branch, Kyle	.364	3-3	11	1	4	1	0	0	3	5	.455	2	0	0	0	.429	1	1	1-1	15	9	0	1.000
2 Carmichael, Easton	.333	3-3	15	1	5	1	0	0	4	6	.400	0	0	6	0	.333	0	0	0-0	21	3	1	.960
1 Walk, Jason	.333	3-3	9	3	3	0	0	1	1	6	.667	4	2	1	0	.600	0	1	0-2	9	0	0	1.000
16 Tockey, Dayton	.286	2-2	7	1	2	0	0	1	2	5	.714	2	0	2	0	.400	1	0	0-1	13	0	0	1.000
17 Harris, Dasan	.222	3-2	9	3	2	0	0	1	2	5	.556	2	0	3	0	.333	1	0	0-0	6	1	1	.875
5 Willis, Dawson	.091	3-3	11	2	1	0	0	1	1	4	.364	2	0	5	0	.231	0	0	0-0	1	7	2	.800
40 Christiansen, Sam	.000	3-3	11	1	0	0	0	0	0	0	.000	3	2	8	0	.313	0	0	1-1	2	0	1	.667
-----																							
20 Gambill, Trey	.500	2-2	6	1	3	0	0	0	0	3	.500	1	0	2	0	.571	0	0	0-0	0	0	0	.000
22 Mudler, Scott	.333	2-1	3	1	1	0	0	0	1	1	.333	1	0	0	0	.500	0	0	0-0	9	0	0	1.000
21 Dickerson, Drew	.000	2-1	5	1	0	0	0	0	0	0	.000	2	0	2	0	.286	0	0	0-0	0	0	0	.000
28 Horton, Brayden	.000	1-1	2	0	0	0	0	0	0	0	.000	0	0	0	0	.000	0	0	0-0	0	0	0	.000
9 Cain, Brandon	.000	1-0	1	0	0	0	0	0	0	0	.000	0	0	0	0	.000	0	0	0-0	1	0	0	1.000
4 Hamlin, Mason	.000	1-0	0	0	0	0	0	0	0	0	.000	0	0	0	0	.000	0	0	0-0	0	0	0	.000
Totals	.252	3	103	19	26	3	0	5	17	44	.427	22	4	31	0	.394	3	2	2-5	81	32	5	.958
Opponents	.336	3	110	21	37	3	2	2	19	50	.455	12	7	23	3	.427	2	1	1-2	84	27	2	.982

LOB - Team (31), Opp (30). DPs turned - Team (4). IBB - Team (1), Willits, J. 1, Opp (1). Picked off - Walk, J. 1, Carmichael,E 1, Tockey, D. 1.

(SEC games only Sorted by Earned run avg)

Player	era	w-l	app	gs	cg	sho	sv	ip	h	r	er	bb	so	2b	3b	hr	b/avg	wp	hp	bk	sfa	sha
23 Crossland, Cade	0.00	0-0	1	0	0	0/0	0	4.2	4	2	0	2	4	0	1	0	.250	2	1	0	1	0
43 Crooks, Dylan	1.93	1-0	2	0	0	0/0	1	4.2	4	1	1	2	2	0	0	0	.211	2	1	0	0	0
35 Bodin, Jason	2.25	0-0	2	0	0	0/0	0	4.0	6	1	1	1	1	0	0	0	.400	1	1	0	0	0
26 Witherspoon, Kyson	5.06	1-0	1	1	0	0/0	0	5.1	6	3	3	1	7	0	1	0	.286	0	1	0	0	0
25 Witherspoon, Malachi	13.50	0-1	1	1	0	0/0	0	4.0	7	6	6	3	5	2	0	2	.389	0	1	0	0	0
-----																						
42 Hensley, Reid	0.00	0-0	1	0	0	0/0	0	1.0	1	0	0	0	0	0	0	0	.333	0	0	0	0	1
18 Jones, Gavyn	4.50	0-0	1	0	0	0/0	0	2.0	3	2	1	0	4	0	0	0	.333	0	0	0	0	0
14 Kircher, Jackson	13.50	0-0	1	0	0	0/0	0	0.2	2	1	1	1	0	1	0	0	.500	0	0	0	0	0
48 Hitt, James	54.00	0-0	1	0	0	0/0	0	0.1	3	2	2	0	0	0	0	0	.750	0	1	0	0	0
30 Catalano, Michael	54.00	0-0	1	0	0	0/0	0	0.1	1	2	2	1	0	0	0	0	1.000	0	0	0	1	0
31 Johnson, Cameron	99.00	0-0	1	1	0	0/0	0	0.0	0	1	1	1	0	0	0	0		0	1	0	0	0
Totals	6.00	2-1	3	3	0	0/0	1	27.0	37	21	18	12	23	3	2	2	.336	5	7	0	2	1
Opponents	5.14	1-2	3	3	0	0/0	1	28.0	26	19	16	22	31	3	0	5	.252	2	4	0	3	2

PB - Team (0), Opp (1). Pickoffs - Team (1), Bodin, J. 1, Opp (3). SBA/ATT - Carmichael,E (1-2), Crossland, C (0-1), WitherspoonK (1-1).

## RESULTS

Date	Opponent	Score	Inns	Overall	SEC	Pitcher of record	Attend	Time
Feb 14, 2025	LEHIGH-1	w 11-3	9	1-0-0	0-0-0	WitherspoonK (W 1-0)	709	3:05
Feb 14, 2025	LEHIGH-2	w 13-3	8	2-0-0	0-0-0	Johnson, C. (W 1-0)	832	2:55
Feb 15, 2025	LEHIGH	w 12-1	7	3-0-0	0-0-0	WitherspoonM (W 1-0)	962	2:28
Feb 21, 2025	vs MINNESOTA	w 3-2	9	4-0-0	0-0-0	WitherspoonK (W 2-0)	0	3:13
Feb 22, 2025	vs #7 OREGON STATE	w 8-4	9	5-0-0	0-0-0	Crossland, C (W 1-0)	4151	3:21
Feb 23, 2025	vs #2 VIRGINIA	w 5-4 (12)	6-0-0	0-0-0	0-0-0	Barfield, J. (W 1-0)	4302	4:18
Feb 25, 2025	TEXAS SOUTHERN	w 15-4	7	7-0-0	0-0-0	Gholston, J. (W 1-0)	2282	2:16
Feb 26, 2025	TEXAS SOUTHERN	w 5-4	9	8-0-0	0-0-0	Catalano, M. (W 1-0)	1962	3:06
Feb 28, 2025	CSUN	w 9-0	9	9-0-0	0-0-0	WitherspoonK (W 3-0)	2547	2:53
Mar 01, 2025	CSUN	w 10-2	9	10-0-0	0-0-0	WitherspoonM (W 2-0)	3425	3:13
Mar 02, 2025	CSUN	w 3-2	9	11-0-0	0-0-0	Bodin, J. (W 1-0)	2128	2:47
Mar 04, 2025	at #17 DBU	L 0-11	7	11-1-0	0-0-0	Crossland, C (L 1-1)	1178	2:05
Mar 07, 2025	SAM HOUSTON	w 6-5	9	12-1-0	0-0-0	WitherspoonK (W 4-0)	2236	3:05
Mar 09, 2025	SAM HOUSTON-1	w 7-3	9	13-1-0	0-0-0	Johnson, C. (W 2-0)	-	3:02
Mar 09, 2025	SAM HOUSTON-2	w 9-7	7	14-1-0	0-0-0	Jones, G. (W 1-0)	2092	2:31
Mar 12, 2025	LOUISIANA TECH	w 9-5	9	15-1-0	0-0-0	Sampson, B. (W 1-0)	2141	3:12
* Mar 14, 2025	at South Carolina	w 8-5	9	16-1-0	1-0-0	WitherspoonK (W 5-0)	7264	3:05
* Mar 15, 2025	at South Carolina	L 5-11	9	16-2-0	1-1-0	WitherspoonM (L 2-1)	7140	3:22
* Mar 16, 2025	at South Carolina	w 6-5 (10)	17-2-0	2-1-0	2-1-0	Crooks, D. (W 1-0)	7245	3:55
Mar 18, 2025	UT ARLINGTON	w 7-6	9	18-2-0	2-1-0	Hensley, R. (W 1-0)	3072	2:54

( ) extra inning game

## STATISTICS SUMMARY

Score by innings	1	2	3	4	5	6	7	8	9	EX	Total
Oklahoma	15	25	19	25	18	18	17	9	3	2	151
Opponents	7	9	10	15	9	14	4	13	6	0	87

## Record when ...

Overall	18-2	After 6 leading	15-0
Conference	2-1	..... trailing	2-2
Non-Conference	16-1	..... tied	1-0
Home games	13-0	After 7 leading	14-0
Away games	2-2	..... trailing	1-1
Neutral site	3-0	..... tied	0-0
Day games	14-1	After 8 leading	12-0
Night games	4-1	..... trailing	1-1
vs Left starter	4-1	..... tied	1-0
vs Right starter	14-1		
1-Run games	7-0	Hit 0 home runs	4-1
2-Run games	1-0	... 1 home run	8-1
5+Run games	6-2	... 2+ home runs	6-0
Extra innings	2-0		
Shutouts	1-1	Opponent 0 home runs	14-0
		..... 1 home run	3-0
Scoring 0-2 runs	0-1	..... 2+ HRs	1-2
..... 3-5 runs	4-1		
..... 6-9 runs	9-0	Made 0 errors	8-1
..... 10+ runs	5-0	.... 1 error	4-0
		.... 2+ errors	6-1
Opponent 0-2 runs	5-0		
..... 3-5 runs	11-0	Opp. made 0 errors	6-2
..... 6-9 runs	2-0	..... 1 error	8-0
..... 10+ runs	0-2	..... 2+ errors	4-0
Scored in 1st inning	7-0	Out-hit opponent	12-0
Opp. scored in 1st	4-1	Out-hit by opponent	5-2
Scores first	10-1	Hits are tied	1-0
Opp. scores first	8-1		

## Record when team scores:

Runs	0	1	2	3	4	5	6	7	8	9	10+
W-L	0-1	0-0	0-0	2-0	0-0	2-1	2-0	2-0	2-0	3-0	5-0

## Record when opponent scores:

Runs	0	1	2	3	4	5	6	7	8	9	10+
W-L	1-0	1-0	3-0	3-0	4-0	4-0	1-0	1-0	0-0	0-0	0-2

## Record when leading after:

Inn.	1	2	3	4	5	6	7	8
W-L	7-0	10-0	11-1	14-0	15-0	15-0	14-0	12-0

## Record when trailing after:

Inn.	1	2	3	4	5	6	7	8
W-L	3-1	5-1	5-1	2-2	2-2	2-2	1-1	1-1

## Record when tied after:

Inn.	1	2	3	4	5	6	7	8
W-L	8-1	3-1	2-0	2-0	1-0	1-0	0-0	1-0

Current winning streak: 2

Longest winning streak: 11

Longest losing streak: 1

Home attendance : 24388 ( 12 dates avg = 2032 )

Away attendance : 31280 ( 7 dates avg = 4468 )

Total attendance: 55668 ( 19 dates avg = 2929 )

## MULTIPLE HITS/RBIs • HITTING/REACHED BASE STREAKS

<b>Multiple Hit Games</b>	<b>2</b>	<b>3</b>	<b>4</b>	<b>5+</b>	<b>Total</b>
6 Branch, Kyle	7	1	-	-	8
16 Tockey, Dayton	6	-	1	-	7
2 Carmichael, Easton	4	2	-	-	6
7 Willits, Jaxon	3	2	1	-	6
20 Gambill, Trey	5	1	-	-	6
1 Walk, Jason	4	2	-	-	6
5 Willis, Dawson	4	-	-	-	4
40 Christiansen, Sam	3	1	-	-	4
17 Harris, Dasan	2	-	-	-	2
21 Dickerson, Drew	2	-	-	-	2
18 Jones, Gavyn	1	-	-	-	1
22 Mudler, Scott	1	-	-	-	1
TEAM	42	9	2	0	53

<b>Multiple RBI Games</b>	<b>2</b>	<b>3</b>	<b>4</b>	<b>5+</b>	<b>Total</b>
2 Carmichael, Easton	6	-	-	1	7
7 Willits, Jaxon	3	-	1	-	4
5 Willis, Dawson	4	-	-	-	4
1 Walk, Jason	3	-	-	-	3
16 Tockey, Dayton	3	-	-	-	3
6 Branch, Kyle	1	2	-	-	3
40 Christiansen, Sam	1	1	-	-	2
18 Jones, Gavyn	1	-	-	-	1
22 Mudler, Scott	1	-	-	-	1
20 Gambill, Trey	1	-	-	-	1
17 Harris, Dasan	1	-	-	-	1
21 Dickerson, Drew	1	-	-	-	1
TEAM	26	3	1	1	31

<b>Hitting Streaks</b>	<b>Longest</b>	<b>Current</b>
1 Walk, Jason	12	4
6 Branch, Kyle	10	5
17 Harris, Dasan	8	1
2 Carmichael, Easton	7	4
16 Tockey, Dayton	5	1
7 Willits, Jaxon	5	5
40 Christiansen, Sam	4	-
22 Mudler, Scott	4	2
20 Gambill, Trey	3	3
5 Willis, Dawson	3	-
18 Jones, Gavyn	2	2
21 Dickerson, Drew	2	-
3 Hoffman, Christian	1	1
28 Horton, Brayden	1	-

<b>Reached Base Streaks</b>	<b>Longest</b>	<b>Current</b>
1 Walk, Jason	14	4
6 Branch, Kyle	11	8
7 Willits, Jaxon	11	5
17 Harris, Dasan	10	10
40 Christiansen, Sam	9	-
2 Carmichael, Easton	7	4
20 Gambill, Trey	7	7
16 Tockey, Dayton	7	5
5 Willis, Dawson	7	-
22 Mudler, Scott	4	4
21 Dickerson, Drew	3	-
3 Hoffman, Christian	2	2
18 Jones, Gavyn	2	2
9 Cain, Brandon	1	-
4 Hamlin, Mason	1	-
28 Horton, Brayden	1	-

## RECORD BY LINEUPS

### Starting Lineup By Position (Team W-L record when starter)

#### PITCHER:

31 Johnson, Cameron	6	(6-0)
26 Witherspoon, Kys	5	(5-0)
25 Witherspoon, Mala	5	(4-1)
23 Crossland, Cade	2	(1-1)
11 Gholston, Jacob	1	(1-0)
27 Victorian, Landon	1	(1-0)

#### CATCHER:

2 Carmichael, Easto	11	(11-0)
22 Mudler, Scott	9	(7-2)

#### FIRST BASE:

16 Tockey, Dayton	17	(16-1)
2 Carmichael, Easto	2	(1-1)
40 Christiansen, Sam	1	(1-0)

#### SECOND BASE:

6 Branch, Kyle	20	(18-2)
----------------	----	--------

#### THIRD BASE:

5 Willis, Dawson	20	(18-2)
------------------	----	--------

#### SHORTSTOP:

7 Willits, Jaxon	20	(18-2)
------------------	----	--------

#### LEFT FIELD:

20 Gambill, Trey	16	(14-2)
17 Harris, Dasan	4	(4-0)

#### CENTER FIELD:

1 Walk, Jason	19	(17-2)
17 Harris, Dasan	1	(1-0)

#### RIGHT FIELD:

40 Christiansen, Sam	14	(12-2)
17 Harris, Dasan	3	(3-0)
9 Cain, Brandon	2	(2-0)
28 Horton, Brayden	1	(1-0)

#### DESIGNATED HITTER:

2 Carmichael, Easto	7	(6-1)
40 Christiansen, Sam	4	(4-0)
21 Dickerson, Drew	3	(2-1)
22 Mudler, Scott	2	(2-0)
20 Gambill, Trey	2	(2-0)
18 Jones, Gavyn	1	(1-0)
28 Horton, Brayden	1	(1-0)

### Starting Lineup By Lineup Spot (Team W-L record when starter)

#### LEADOFF:

1 Walk, Jason	19	(17-2)
20 Gambill, Trey	1	(1-0)

#### 2ND SPOT:

7 Willits, Jaxon	14	(13-1)
20 Gambill, Trey	4	(3-1)
40 Christiansen, Sam	1	(1-0)
17 Harris, Dasan	1	(1-0)

#### 3RD SPOT:

2 Carmichael, Easto	12	(11-1)
20 Gambill, Trey	8	(7-1)

#### CLEANUP:

2 Carmichael, Easto	8	(7-1)
40 Christiansen, Sam	6	(6-0)
7 Willits, Jaxon	6	(5-1)

#### 5TH SPOT:

40 Christiansen, Sam	12	(10-2)
20 Gambill, Trey	3	(3-0)
5 Willis, Dawson	2	(2-0)
16 Tockey, Dayton	2	(2-0)
6 Branch, Kyle	1	(1-0)

#### 6TH SPOT:

6 Branch, Kyle	15	(13-2)
16 Tockey, Dayton	3	(3-0)
5 Willis, Dawson	2	(2-0)

#### 7TH SPOT:

16 Tockey, Dayton	11	(10-1)
22 Mudler, Scott	3	(3-0)
21 Dickerson, Drew	2	(1-1)
20 Gambill, Trey	2	(2-0)
28 Horton, Brayden	1	(1-0)
17 Harris, Dasan	1	(1-0)

#### 8TH SPOT:

22 Mudler, Scott	8	(6-2)
5 Willis, Dawson	4	(4-0)
9 Cain, Brandon	2	(2-0)
6 Branch, Kyle	2	(2-0)
18 Jones, Gavyn	1	(1-0)
28 Horton, Brayden	1	(1-0)
21 Dickerson, Drew	1	(1-0)
16 Tockey, Dayton	1	(1-0)

#### 9TH SPOT:

5 Willis, Dawson	12	(10-2)
17 Harris, Dasan	6	(6-0)
6 Branch, Kyle	2	(2-0)

## TEAM GAME-BY-GAME BATTING

## Batting (All games)

Date	Opponent	ab	r	h	rbi	2b	3b	hr	tb	bb	ibb	sb	cs	hbp	sac	sf	qdp	k	po	a	e	lob	avg
Feb 14	LEHIGH	30	11	10	11	3	1	3	24	7	0	5	0	1	2	2	0	3	27	5	2	7	.333
Feb 14	LEHIGH	37	13	14	10	3	0	1	20	9	0	9	0	1	0	1	0	11	24	9	0	13	.358
Feb 15	LEHIGH	27	12	13	11	4	1	1	22	9	0	1	2	0	0	2	0	1	21	9	0	8	.394
Feb 21	vs MINNESOTA	29	3	5	2	2	0	0	7	5	0	1	1	3	1	0	0	13	27	5	0	8	.341
Feb 22	vs OREGON STATE	30	8	8	7	1	0	2	15	8	0	0	2	1	1	0	2	11	27	6	0	5	.327
Feb 23	vs VIRGINIA	39	5	12	4	3	0	1	18	5	1	0	0	0	1	0	2	6	36	11	3	7	.323
Feb 25	TEXAS SOUTHERN	31	15	14	14	2	2	2	26	8	0	3	0	1	0	0	1	2	21	12	0	7	.341
Feb 26	TEXAS SOUTHERN	34	5	10	4	1	1	0	13	5	1	3	1	1	0	0	0	3	27	8	2	11	.335
Feb 28	CSUN	31	9	9	7	2	1	1	16	5	0	4	0	1	0	0	1	7	27	9	0	4	.330
Mar 01	CSUN	36	10	15	10	2	1	0	19	4	0	6	1	0	1	0	1	3	27	8	2	7	.340
Mar 02	CSUN	28	3	6	3	1	0	0	7	5	0	1	0	0	0	1	0	7	27	14	2	7	.330
Mar 04	at DBU	22	0	2	0	0	0	0	2	2	0	0	0	0	0	0	1	12	18	4	0	3	.316
Mar 07	SAM HOUSTON	35	6	12	6	6	0	1	21	0	0	1	0	1	0	0	0	5	27	8	1	6	.318
Mar 09	SAM HOUSTON	31	7	9	6	4	0	2	19	5	0	3	0	0	0	1	1	5	27	7	1	6	.316
Mar 09	SAM HOUSTON	26	9	9	9	1	0	1	13	4	0	4	0	0	0	1	0	3	21	6	1	4	.318
Mar 12	LOUISIANA TECH	29	9	7	9	0	0	1	10	7	0	5	0	1	0	1	0	8	27	8	1	5	.313
*Mar 14	at South Carolina	36	8	11	8	2	0	3	22	4	0	0	1	2	0	1	0	10	27	13	0	8	.313
*Mar 15	at South Carolina	33	5	9	4	0	0	1	12	8	0	1	1	0	0	1	0	12	24	9	3	10	.310
*Mar 16	at South Carolina	34	6	6	5	1	0	1	10	10	1	1	1	2	2	1	0	9	30	10	2	13	.303
Mar 18	UT ARLINGTON	37	7	14	7	2	2	3	29	2	0	2	0	0	0	0	0	5	27	10	0	6	.307
Totals		635	151	195	137	40	9	24	325	112	3	50	10	15	8	12	9	136	519	171	20	145	.307

TEAM GAME-BY-GAME PITCHING

Pitching (All games)

Date	Opponent	ip	h	r	er	bb	so	2b	3b	hr	wp	bk	hbp	dp	ibb	score	w-l	sv	era
Feb 14	LEHIGH	9.0	4	3	2	3	16	1	0	0	0	0	1	0	0	11-3	1-0	0	2.00
Feb 14	LEHIGH	8.0	5	3	3	6	7	1	0	0	2	0	0	2	0	13-3	2-0	0	2.65
Feb 15	LEHIGH	7.0	3	1	1	3	9	1	0	0	0	0	0	1	0	12-1	3-0	0	2.25
Feb 21	vs MINNESOTA	9.0	6	2	2	0	14	0	0	1	2	0	1	0	0	3-2	4-0	1	2.18
Feb 22	vs OREGON STATE	9.0	5	4	4	8	9	0	0	1	2	0	1	0	0	8-4	5-0	1	2.57
Feb 23	vs VIRGINIA	12.0	6	4	3	4	12	0	0	0	2	0	1	0	0	5-4	6-0	1	2.50
Feb 25	TEXAS SOUTHERN	7.0	6	4	4	3	6	1	0	0	1	0	2	2	0	15-4	7-0	1	2.80
Feb 26	TEXAS SOUTHERN	9.0	13	4	4	3	11	1	0	0	0	0	2	1	0	5-4	8-0	2	2.96
Feb 28	CSUN	9.0	6	0	0	2	12	1	1	0	0	0	1	0	0	9-0	9-0	2	2.62
Mar 01	CSUN	9.0	10	2	1	4	9	1	0	0	0	0	1	0	0	10-2	10-0	2	2.45
Mar 02	CSUN	9.0	5	2	2	6	7	1	0	0	0	0	1	0	0	3-2	11-0	3	2.41
Mar 04	at DBU	6.0	11	11	11	5	11	1	0	4	0	0	1	0	1	0-11	11-1	3	3.23
Mar 07	SAM HOUSTON	9.0	5	5	4	5	15	2	1	0	0	0	1	1	0	6-5	12-1	4	3.29
Mar 09	SAM HOUSTON	9.0	8	3	3	5	13	0	0	0	2	0	1	0	0	7-3	13-1	5	3.27
Mar 09	SAM HOUSTON	7.0	11	7	7	4	8	0	0	1	1	0	2	1	0	9-7	14-1	6	3.59
Mar 12	LOUISIANA TECH	9.0	7	5	3	4	11	3	0	0	2	0	1	0	0	9-5	15-1	6	3.55
*Mar 14	at South Carolina	9.0	12	5	5	3	8	0	1	0	1	0	2	3	0	8-5	16-1	7	3.64
*Mar 15	at South Carolina	8.0	14	11	10	5	9	3	0	2	0	0	1	1	0	5-11	16-2	7	4.03
*Mar 16	at South Carolina	10.0	11	5	3	4	6	0	1	0	4	0	4	0	1	6-5	17-2	7	3.95
Mar 18	UT ARLINGTON	9.0	7	6	6	5	12	0	0	2	1	0	1	2	0	7-6	18-2	7	4.06
Totals		173.0	155	87	78	82	205	17	4	11	20	0	25	14	2	151-87	18-2	7	4.06

## LINE SCORES

Feb 14, 2025 at Norman, OK

Score by Innings	1	2	3	4	5	6	7	8	9	R	H	E	
Lehigh	0	0	0	0	0	3	0	0	0	-	<b>3</b>	<b>4</b>	<b>2</b>
Oklahoma	0	3	0	0	6	1	0	1	X	-	<b>11</b>	<b>10</b>	<b>2</b>

WP-Witherspoon, Kyson (1-0) LP-Danchision, Marcus (0-1) T-3:05 A-709

HR OU - Willits, Jaxon, Tockey, Dayton, Branch, Kyle

Feb 14, 2025 at Norman, OK

Score by Innings	1	2	3	4	5	6	7	8	R	H	E	
Lehigh	0	0	2	0	0	0	0	1	-	<b>3</b>	<b>5</b>	<b>4</b>
Oklahoma	4	3	1	0	0	0	1	4	-	<b>13</b>	<b>14</b>	<b>0</b>

WP-Johnson, Cameron (1-0) LP-Ermigiotti, Julio (0-1) T-2:55 A-832

HR OU - Carmichael, Easton

Feb 15, 2025 at Norman, OK

Score by Innings	1	2	3	4	5	6	7	R	H	E	
Lehigh	1	0	0	0	0	0	0	-	<b>1</b>	<b>3</b>	<b>1</b>
Oklahoma	3	2	3	0	0	4	X	-	<b>12</b>	<b>13</b>	<b>0</b>

WP-Witherspoon, Malachi (1-0) LP-Andolina, David (0-1) T-2:28 A-962

HR OU - Carmichael, Easton

Feb 21, 2025 at Round Rock, Texas

Score by Innings	1	2	3	4	5	6	7	8	9	R	H	E	
Oklahoma	0	0	0	1	1	0	0	1	0	-	<b>3</b>	<b>5</b>	<b>0</b>
MINNESOTA	1	0	0	0	0	0	0	1	0	-	<b>2</b>	<b>6</b>	<b>0</b>

WP-Witherspoon, Kyson (2-0) Save-Crooks, Dylan(1) LP-Selvig (1-1) T-3:13 A-0

HR MINN - Fitzgerald (1)

Game 1 - 2025 Round Rock Classic

Second-coldest first pitch in RRC history (32F, Stanford-Louisiana, 2022)

Feb 22, 2025 at Round Rock, Texas

Score by Innings	1	2	3	4	5	6	7	8	9	R	H	E	
Oklahoma	0	0	0	4	1	3	0	0	0	-	<b>8</b>	<b>8</b>	<b>0</b>
OREGON STATE	2	0	0	0	0	0	0	2	0	-	<b>4</b>	<b>5</b>	<b>1</b>

WP-Crossland, Cade (1-0) LP-Whitney (1-1) T-3:21 A-4151

HR OU - Carmichael, Easton (3), Mudler, Scott (1)

HR OSU - Arquette (2)

Game 4 - 2025 Round Rock Classic

2 pitches credited to Bodin (2 balls) should be credited to Crossland

Correct pitch counts: Crossland 60/33; Bodin 26/16

Feb 23, 2025 at Round Rock, Texas

Score by Innings	1	2	3	4	5	6	7	8	9	10	11	12	R	H	E	
VIRGINIA	0	3	0	0	0	0	0	1	0	0	0	0	-	<b>4</b>	<b>6</b>	<b>1</b>
Oklahoma	0	0	0	1	2	0	1	0	0	0	0	1	-	<b>5</b>	<b>12</b>	<b>3</b>

WP-Barfield, Jaden (1-0) LP-Lanzendorfer (1-1) T-4:18 A-4302

HR OU - Willits, Jaxon (2)

Game 6 - 2025 Round Rock Classic

2 of Colucci's pitches (balls) should be credited to Lanzendorfer

Correct pitch counts: Lanzendorfer 8/2; Colucci 8/5

## LINE SCORES

Feb 25, 2025 at Norman, OK

Score by Innings	1	2	3	4	5	6	7		R	H	E
Texas Southern	0	1	0	2	1	0	0	-	<b>4</b>	<b>6</b>	<b>2</b>
Oklahoma	0	7	4	3	1	0	0	-	<b>15</b>	<b>14</b>	<b>0</b>

WP-Gholston, Jacob (1-0) LP-Justin Mayes (0-1) T-2:16 A-2282

HR OU - Willits, Jaxon, Christiansen, Sam

Feb 26, 2025 at Norman, OK

Score by Innings	1	2	3	4	5	6	7	8	9		R	H	E
Texas Southern	0	0	0	0	0	0	0	3	1	-	<b>4</b>	<b>13</b>	<b>1</b>
Oklahoma	0	1	0	0	1	0	3	0	X	-	<b>5</b>	<b>10</b>	<b>2</b>

WP-Catalano, Michael (1-0) Save-Crooks, Dylan(2) LP-Kewan Braziel (0-3) T-3:06 A-1962 A-1962

Feb 28, 2025 at Norman, OK

Score by Innings	1	2	3	4	5	6	7	8	9		R	H	E
CSUN	0	0	0	0	0	0	0	0	0	-	<b>0</b>	<b>6</b>	<b>0</b>
Oklahoma	1	0	0	2	0	2	4	0	X	-	<b>9</b>	<b>9</b>	<b>0</b>

WP-Witherspoon, Kyson (3-0) LP-Halamicek, Ryan (0-2) T-2:53 A-2547

HR OU - Walk, Jason (1)

Mar 01, 2025 at Norman, OK

Score by Innings	1	2	3	4	5	6	7	8	9		R	H	E
CSUN	0	0	0	1	0	0	0	1	0	-	<b>2</b>	<b>10</b>	<b>1</b>
Oklahoma	1	1	1	2	2	0	3	0	X	-	<b>10</b>	<b>15</b>	<b>2</b>

WP-Witherspoon, Malachi (2-0) LP-Rinehart, Noah (0-1) T-3:13 A-3425

Mar 02, 2025 at Norman, OK

Score by Innings	1	2	3	4	5	6	7	8	9	R	H	E
CSUN	0	0	0	1	0	1	0	0	0	<b>2</b>	<b>5</b>	<b>0</b>
Oklahoma	0	0	0	0	0	1	2	0	X	<b>3</b>	<b>6</b>	<b>2</b>

WP-Bodin, Jason (1-0) Save-Crooks, Dylan(3) LP-Armijo, Calix (0-1) T-2:47 A-2128

Mar 04, 2025 at Dallas, Texas

Score by Innings	1	2	3	4	5	6	7		R	H	E
Oklahoma	0	0	0	0	0	0	0	-	<b>0</b>	<b>2</b>	<b>0</b>
DBU	2	0	2	5	0	2	X	-	<b>11</b>	<b>11</b>	<b>0</b>

WP-BORBERG, R. (1-1) LP-Crossland, Cade (1-1) T-2:05 A-1178

HR DBU - JAY, G. (7), KRAUSS, C. 2 (2), DATTALO, M. (1)

Mar 07, 2025 at Norman, OK

Score by Innings	1	2	3	4	5	6	7	8	9	R	H	E
Sam Houston	0	0	0	0	1	0	1	0	3 -	<b>5</b>	<b>5</b>	<b>1</b>
Oklahoma	0	0	0	1	2	2	1	0	X -	<b>6</b>	<b>12</b>	<b>1</b>

WP-Witherspoon, Kyson (4-0) Save-Crooks, Dylan(4) LP-Ryan Peterson (0-4) T-3:0 A-2236 A-2236

HR OU - Carmichael, Easton

## LINE SCORES

Mar 09, 2025 at Norman, OK

Score by Innings	1	2	3	4	5	6	7	8	9	R	H	E
Sam Houston	0	0	1	1	0	0	1	0	0	3	8	2
Oklahoma	1	0	3	0	0	2	0	1	X	7	9	1

WP-Johnson, Cameron (2-0) Save-Hensley, Reid(1) LP-Devin Bennett (0-2) T-3:02 A-0  
 HR OU - Willits, Jaxon (4), Willis, Dawson (1)

Mar 09, 2025 at Norman, OK

Score by Innings	1	2	3	4	5	6	7	R	H	E
Sam Houston	0	1	2	2	0	2	0	7	11	0
Oklahoma	1	0	0	7	0	1	X	9	9	1

WP-Jones, Gavyn (1-0) Save-Crooks, Dylan(5) LP-Zak Johnson (0-1) T-2:31 A-2092  
 HR SHSU - Easton Dean (1)  
 HR OU - Carmichael, Easton (5)

Mar 12, 2025 at Norman, OK

Score by Innings	1	2	3	4	5	6	7	8	9	R	H	E
Louisiana Tech	0	0	1	0	0	1	0	2	1	5	7	0
Oklahoma	0	5	2	2	0	0	0	0	X	9	7	1

WP-Sampson, Beau (1-0) LP-Parker,Kade (1-1) T-3:12 A-2141  
 HR OU - Christiansen, Sam

Mar 14, 2025 at Columbia, S.C.

Score by Innings	1	2	3	4	5	6	7	8	9	R	H	E
Oklahoma	4	0	0	1	0	2	0	1	0	8	11	0
South Carolina	0	0	0	0	1	4	0	0	0	5	12	1

WP-Witherspoon, Kyson (5-0) Save-Crooks, Dylan(6) LP-Brandon Stone (1-1) T-3:0 A-7264 A-7264  
 HR OU - Tockey, Dayton (2), Willis, Dawson (2), Harris, Dasan (1)

Mar 15, 2025 at Columbia, S.C.

Score by Innings	1	2	3	4	5	6	7	8	9	R	H	E
Oklahoma	0	1	2	0	1	0	0	1	0	5	9	3
South Carolina	0	1	1	3	4	0	1	1	X	11	14	0

WP-Jake McCoy (2-1) Save-Tyler Pitzer(1) LP-Witherspoon, Malachi (2-1) T-3:22 A-7140  
 HR OU - Willits, Jaxon (5)  
 HR SC - KJ Scobey (3), Kennedy Jones (2)

Mar 16, 2025 at Columbia, S.C.

Score by Innings	1	2	3	4	5	6	7	8	9	10	R	H	E
Oklahoma	0	0	0	1	0	0	2	0	2	1	6	6	2
South Carolina	1	0	0	0	2	0	1	1	0	0	5	11	1

WP-Crooks, Dylan (1-0) LP-Brendan Sweeney (0-1) T-3:55 A-7245  
 HR OU - Walk, Jason (2)

Mar 18, 2025 at Norman, OK

Score by Innings	1	2	3	4	5	6	7	8	9	R	H	E
UT Arlington	0	3	1	0	0	1	0	0	1	6	7	0
Oklahoma	0	2	3	0	1	0	0	0	1	7	14	0

WP-Hensley, Reid (1-0) LP-Aaron Calhoun (0-1) T-2:54 A-3072  
 HR UTA - Tyce Armstrong (4), Austin Phillips (2)  
 HR OU - Walk, Jason (3), Willits, Jaxon (6), Tockey, Dayton (3)

# PLAYER CAREER HIGHS

## HITTERS

### #6 KYLE BRANCH

#### Career/Season Game Highs

At-Bats.....5, vs. Virginia (2/23/25)  
 Runs.....2 (2x) MR: vs. TX Southern (2/25/25)  
 Hits.....3, vs. Oregon State (2/22/25)  
 Doubles.....1 (4x) MR: vs. Sam Houston (3/9/25; Game 2)  
 Triples.....N/A  
 Home Runs.....1, vs. Lehigh (2/14/25)  
 RBI.....3 (2x) MR: vs. CSUN (2/28/25)  
 Stolen Bases.....2 vs. UTA (3/18/25)

### #9 BRANDON CAIN

#### OU Career/Season Game Highs

At-Bats.....2, vs. Minnesota (2/21/25)  
 Runs.....1, vs. Lehigh (2/15/25)  
 Hits.....N/A  
 Doubles.....N/A  
 Triples.....N/A  
 Home Runs.....N/A  
 RBI.....N/A  
 Stolen Bases.....N/A

### #2 EASTON CARMICHAEL

#### Career Game Highs

At-Bats.....5 (42x) MR: vs. UTA (3/18/25)  
 Runs.....4, vs. West Virginia (3/23/24)  
 Hits.....4 (2x) MR: at Cincinnati (5/16/24; Game 1)  
 Doubles.....3, vs. Pitt (3/1/24)  
 Triples.....1 (10x) MR: Lehigh (2/15/25)  
 Home Runs.....1 (18x) MR: vs. Sam Houston (3/9/25)  
 RBI.....5 (4x), vs. Lehigh (2/14/24; Game 2)  
 Stolen Bases.....1 (20x) MR: vs. CSUN (2/28/25)

#### Season Game Highs

At-Bats.....5 (7x) MR: vs. UTA (3/18/25)  
 Runs.....3, vs. CSUN (2/28/25)  
 Hits.....3 (2x) MR: vs. Sam Houston (3/9/25; Game 2)  
 Doubles.....1 (5x) MR: at South Carolina (3/16/25)  
 Triples.....1 (2x) MR: vs. CSUN (2/28/25)  
 Home Runs.....1 (5x) MR: vs. Sam Houston (3/9/25; G2)  
 RBI.....5, vs. Lehigh (2/14/24; Game 2)  
 Stolen Bases.....1 (4x) MR: vs. CSUN (2/28/25)

### #40 SAM CHRISTIANSEN

#### OU Career/Season Game Highs

At-Bats.....4 (4x) MR: at South Carolina (3/15/25)  
 Runs.....3, vs. Texas Southern (2/25/25)  
 Hits.....3, vs. Lehigh (2/14/25)  
 Doubles.....1, vs. Lehigh (2/14/25)  
 Triples.....1 (2x) MR: vs. Texas Southern (2/25/25)  
 Home Runs.....1 (2x) MR: vs. Louisiana Tech (3/12/25)  
 RBI.....3, vs. Texas Southern (2/25/25)  
 Stolen Bases.....1 (5x) MR: at South Carolina (3/16/25)

### #21 DREW DICKERSON

#### Career/Season Game Highs

At-Bats.....4, vs. TX Southern (2/26/25)  
 Runs.....1 (3x) MR: at South Carolina (3/16/25)  
 Hits.....2 (2x) MR: vs. Sam Houston (3/9/25)  
 Doubles.....1, vs. TX Southern (2/25/25)  
 Triples.....1, vs. TX Southern (2/26/25)  
 Home Runs.....N/A  
 RBI.....2, vs. TX Southern (2/25/25)  
 Stolen Bases.....1, vs. Sam Houston (3/9/25)

### #20 TREY GAMBILL

#### OU Career/Season Game Highs

At-Bats.....5, vs. Virginia (2/23/25)  
 Runs.....2 (3x) MR: vs. Sam Houston (3/9/25)

Hits.....3, vs. Lehigh (2/14/25)  
 Doubles.....2, vs. vs. Sam Houston (3/9/25)  
 Triples.....N/A  
 Home Runs.....N/A  
 RBI.....2, vs. Lehigh (2/14/25)  
 Stolen Bases.....2 (3x) MR: vs. Sam Houston (3/9/25)

### #4 MASON HAMLIN

#### OU Career/Season Game Highs

At-Bats.....1 (2x) MR: vs. TX Southern (2/25/25)  
 Runs.....1 vs. Lehigh (2/14/25)  
 Hits.....N/A  
 Doubles.....N/A  
 Triples.....N/A  
 Home Runs.....N/A  
 RBI.....N/A  
 Stolen Bases.....N/A

### #17 DASAN HARRIS

#### Career Game Highs

At-Bats.....5 vs. UTA (3/18/25)  
 Runs.....2 at South Carolina (3/15/25)  
 Hits.....2 (3x) MR: at South Carolina (3/15/25)  
 Doubles.....1 (3x) MR: vs. Sam Houston (3/9/25; Game 2)  
 Triples.....N/A  
 Home Runs.....1 at South Carolina (3/14/25)  
 RBI.....2, vs. Sam Houston (3/9/25; Game 2)  
 Stolen Bases.....1 (2x) MR: vs. Louisiana Tech (3/12/25)

#### Season Game Highs

At-Bats.....5 vs. UTA (3/18/25)  
 Runs.....2 at South Carolina (3/15/25)  
 Hits.....2 (3x) MR: at South Carolina (3/15/25)  
 Doubles.....1 (3x) MR: vs. Sam Houston (3/9/25; Game 2)  
 Triples.....N/A  
 Home Runs.....1 at South Carolina (3/14/25)  
 RBI.....2, vs. Sam Houston (3/9/25; Game 2)  
 Stolen Bases.....1 (2x) MR: vs. Louisiana Tech (3/12/25)

### #3 CHRISTIAN HOFFMAN

#### OU Career/Season Game Highs

At-Bats.....1 vs. Lehigh (2/14/25)  
 Runs.....N/A  
 Hits.....1 vs. Lehigh (2/14/25)  
 Doubles.....1 vs. Lehigh (2/14/25)  
 Triples.....N/A  
 Home Runs.....N/A  
 RBI.....1 vs. Lehigh (2/14/25)  
 Stolen Bases.....N/A

### #28 BRAYDEN HORTON

#### Career Game Highs (\*at Liberty)

At-Bats.....6\* (2x) MR: vs. FGCU (5/26/23)  
 Runs.....4\* vs. Jacksonville State (5/6/23)  
 Hits.....3\* (9x) MR: vs. FIU (5/3/24)  
 Doubles.....2\* vs. Jacksonville State (5/6/23)  
 Triples.....1\* vs. VCU (3/19/24)  
 Home Runs.....2\* vs. NM State (4/5/24)  
 RBI.....5\* vs. Middle Tennessee State (3/24/24)  
 Stolen Bases.....1\* (2x) MR: vs. Middle Tenn. St. (3/24/24)

#### Season Game Highs

At-Bats.....2 (2x) MR: at South Carolina (3/16/25)  
 Runs.....1 (2x) MR: vs. CSUN (3/2/25)  
 Hits.....1, vs. vs. CSUN (3/2/25)  
 Doubles.....N/A  
 Triples.....N/A  
 Home Runs.....N/A  
 RBI.....N/A  
 Stolen Bases.....N/A

### #18 GAVYN JONES

#### OU Career/Season Game Highs

At-Bats.....2, vs. TX Southern (2/25/25)  
 Runs.....2, vs. TX Southern (2/25/25)  
 Hits.....2, vs. TX Southern (2/26/25)  
 Doubles.....N/A  
 Triples.....N/A  
 Home Runs.....N/A  
 RBI.....2 vs. Lehigh (2/15/25)  
 Stolen Bases.....N/A

### #22 SCOTT MUDLER

#### Career Game Highs at OU

At-Bats.....5 (5x) MR: vs. Lehigh (2/14/25; Game 2)  
 Runs.....3, vs. Wright State (2/23/24)  
 Hits.....3 (2x) MR: vs. Kansas State (4/12/24)  
 Doubles.....2 (2x) MR: at Texas Tech (5/3/24)  
 Triples.....1 vs. UTA (3/18/25)  
 Home Runs.....1 (5x) MR: vs. Oregon State (2/22/25)  
 RBI.....6, at Oklahoma State (4/6/24)  
 Stolen Bases.....1 (2x) MR: vs. Louisiana Tech (3/12/25)

#### Season Game Highs

At-Bats.....5, vs. Lehigh (2/14/25; Game 2)  
 Runs.....1 (6x) MR: at South Carolina (3/15/25)  
 Hits.....2 vs. UTA (3/18/25)  
 Doubles.....1 (2x) MR: vs. UTA (3/18/25)  
 Triples.....1 vs. UTA (3/18/25)  
 Home Runs.....1, vs. Oregon State (2/22/25)  
 RBI.....2 vs. UTA (3/18/25)  
 Stolen Bases.....1 vs. Louisiana Tech (3/12/25)

### #16 DAYTON TOCKEY

#### OU Career/Season Game Highs

At-Bats.....4 (7x) MR: at South Carolina (3/14/25)  
 Runs.....3, vs. CSUN (3/1/25)  
 Hits.....4, vs. CSUN (3/1/25)  
 Doubles.....1 (3x) MR: vs. UTA (3/18/25)  
 Triples.....1, vs. CSUN (3/1/25)  
 Home Runs.....1 (3x) MR: vs. UTA (3/18/25)  
 RBI.....2 (3x) MR: vs. UTA (3/18/25)  
 Stolen Bases.....2, vs. Lehigh (2/14/25)

### #1 JASON WALK

#### Career Game Highs

At-Bats.....6 (2x) MR: vs. Lehigh (2/14/25; Game 2)  
 Runs.....3, vs. Lehigh (2/15/25)  
 Hits.....3 (3x) MR: vs. Lehigh (2/15/25)  
 Doubles.....1 (9x) MR: vs. Sam Houston (3/7/25)  
 Triples.....1 (2x) MR: vs. Duke (6/2/24)  
 Home Runs.....1 (6x) MR: vs. UTA (3/18/25)  
 RBI.....2 (5x) MR: vs. Duke (6/2/24)  
 Stolen Bases.....3, vs. CSUN (3/1/25)

#### Season Game Highs

At-Bats.....6, vs. Lehigh (2/14/25; Game 2)  
 Runs.....3, vs. Lehigh (2/15/25)  
 Hits.....3 (2x) MR: vs. Lehigh (2/15/25)  
 Doubles.....1 (6x) MR: vs. Sam Houston (3/7/25)  
 Triples.....N/A  
 Home Runs.....1 (3x) MR: vs. UTA (3/18/25)  
 RBI.....2 (2x) MR: vs. CSUN (3/1/25)  
 Stolen Bases.....3, vs. CSUN (3/1/25)

# PLAYER CAREER HIGHS

## #5 DAWSON WILLIS

### OU Career/Season Game Highs

At-Bats ..... 5 (2x) MR: vs. Virginia (2/23/25)  
 Runs ..... 1 (10x) MR: at South Carolina (3/16/25)  
 Hits ..... 2 (4x) MR: vs. Sam Houston (3/9/25; Game 1)  
 Doubles ..... 1 (5x) MR: vs. Sam Houston (3/9/25; Game 2)  
 Triples ..... N/A  
 Home Runs ..... 1 (2x) MR: at South Carolina (3/15/25)  
 RBI ..... 2 (4x) MR: vs. Sam Houston (3/9/25; Game 1)  
 Stolen Bases ..... 3, vs. TX Southern (2/26/25)

## #7 JAXON WILLITS

### Career Game Highs

At-Bats ..... 5 (11x) MR: at South Carolina (3/16/25)  
 Runs ..... 3 (3x) MR: vs. UTA (3/18/25)  
 Hits ..... 4 vs. UTA (3/18/25)  
 Doubles ..... 2 (8x) MR: vs. Sam Houston (3/7/25)  
 Triples ..... 1 (2x) MR: vs. UTA (3/18/25)  
 Home Runs ..... 2 (2x) MR: Kansas State (4/14/24)  
 RBI ..... 5, Kansas State (4/14/24)  
 Stolen Bases ..... 2 vs. Louisiana Tech (3/12/25)

### Season Game Highs

At-Bats ..... 5 (5x) MR: at South Carolina (3/16/25)  
 Runs ..... 3 (3x) MR: vs. UTA (3/18/25)  
 Hits ..... 4 vs. UTA (3/18/25)  
 Doubles ..... 1 (2x) MR: vs. Sam Houston (3/7/25)  
 Triples ..... 1 (2x) MR: vs. UTA (3/18/25)  
 Home Runs ..... 1 (6x) MR: vs. UTA (3/18/25)  
 RBI ..... 4, vs. TX Southern (2/25/25)  
 Stolen Bases ..... 2 vs. Louisiana Tech (3/12/25)

## PITCHERS

## #35 JADEN BARFIELD

### Career Game Highs

Innings Pitched ..... 1.0 (4x) MR: vs. UTA (3/18/25)  
 Strikeouts ..... 2 (2x) MR: vs. CSUN (3/1/25)

### Season Game Highs

Innings Pitched ..... 1.0 (4x) MR: vs. UTA (3/18/25)  
 Strikeouts ..... 2 (2x) MR: vs. CSUN (3/1/25)

## #35 JASON BODIN

### Career Game Highs

Innings Pitched ..... 2.1 at South Carolina (3/14/25)  
 Strikeouts ..... 3 (2x) MR: vs. Sam Houston (3/7/25)

### Season Game Highs

Innings Pitched ..... 2.1 at South Carolina (3/14/25)  
 Strikeouts ..... 3 (2x) MR: vs. Sam Houston (3/7/25)

## #30 MICHAEL CATALANO

### Career Game Highs

Innings Pitched ..... 2.0 (2x) MR: vs. TX Southern (2/26/25)  
 Strikeouts ..... 4 (3x) MR: vs. UTA (3/18/25)

### Season Game Highs

Innings Pitched ..... 2.0 (2x) MR: vs. TX Southern (2/26/25)  
 Strikeouts ..... 4 (3x) MR: vs. UTA (3/18/25)

## #43 DYLAN CROOKS

### Career Game Highs at OU

Innings Pitched ..... 3.2 at South Carolina (3/16/25)  
 Strikeouts ..... 2 (8x) MR: vs. Sam Houston (3/9/25)

### Season Game Highs

Innings Pitched ..... 3.2 at South Carolina (3/16/25)  
 Strikeouts ..... 2 (4x) MR: vs. Sam Houston (3/9/25)

## #23 CADE CROSSLAND

### Career Game Highs at OU

Innings Pitched ..... 4.2 at South Carolina (3/16/25)  
 Strikeouts ..... 6, vs. DBU (3/4/25)

### Season Game Highs

Innings Pitched ..... 4.2 at South Carolina (3/16/25)

Strikeouts ..... 6, vs. DBU (3/4/25)

## #11 JACOB GHOLSTON

### Career Game Highs

Innings Pitched ..... 5, vs. TX Southern (2/25/25)  
 Strikeouts ..... 3, vs. TX Southern (2/25/25)

### Season Game Highs

Innings Pitched ..... 5, vs. TX Southern (2/25/25)  
 Strikeouts ..... 3, vs. TX Southern (2/25/25)

## #42 REID HENSLEY

### Career Game Highs at OU

Innings Pitched ..... 2.0 (3x) MR: vs. UTA (3/18/25)  
 Strikeouts ..... 4 vs. UTA (3/18/25)

### Season Game Highs

Innings Pitched ..... 2.0 (2x) MR: vs. UTA (3/18/25)  
 Strikeouts ..... 4 vs. UTA (3/18/25)

## #48 JAMES HITT

### Career Game Highs at OU

Innings Pitched ..... 8.0, vs. Kansas (4/30/23)  
 Strikeouts ..... 10, vs. Nebraska (2/18/24)

### Season Game Highs

Innings Pitched ..... 2.0 (2x) MR: vs. Sam Houston (3/7/25)  
 Strikeouts ..... 3 (2x) MR: vs. CSUN (2/28/25)

## #31 CAMERON JOHNSON

### Career Game Highs

Innings Pitched ..... 5.1, vs. CSUN (3/2/25)  
 Strikeouts ..... 8, vs. Sam Houston (3/9/25)

### Season Game Highs

Innings Pitched ..... 5.1, vs. CSUN (3/2/25)  
 Strikeouts ..... 8, vs. Sam Houston (3/9/25)

## #18 GAVYN JONES

### Career Game Highs at OU

Innings Pitched ..... 3.0 vs. UTA (3/18/25)  
 Strikeouts ..... 4 at South Carolina (3/15/25)

### Season Game Highs

Innings Pitched ..... 3.0 vs. UTA (3/18/25)  
 Strikeouts ..... 4 at South Carolina (3/15/25)

## #14 JACKSON KIRCHER

### Career Game Highs at OU

Innings Pitched ..... 1.2, vs. Louisiana Tech (3/12/25)  
 Strikeouts ..... 3, vs. CSUN (3/1/25)

### Season Game Highs

Innings Pitched ..... 1.2, vs. Louisiana Tech (3/12/25)  
 Strikeouts ..... 3, vs. CSUN (3/1/25)

## #34 BEAU SAMPSON

### Career Game Highs at OU

Innings Pitched ..... 2.0, vs. TX Southern (2/26/25)  
 Strikeouts ..... 3, vs. Louisiana Tech (3/12/25)

### Season Game Highs

Innings Pitched ..... 2.0, vs. TX Southern (2/26/25)  
 Strikeouts ..... 3, vs. Louisiana Tech (3/12/25)

## #36 GRANT STEVENS

### Career Game Highs at OU

Innings Pitched ..... 7.0, Duke (6/2/24)  
 Strikeouts ..... 7, Duke (6/2/24)

### Season Game Highs

Innings Pitched ..... N/A  
 Strikeouts ..... N/A

## #27 LANDON VICTORIAN

### Career Game Highs

Innings Pitched ..... 2.0, vs. TX Southern (2/26/25)  
 Strikeouts ..... 1, vs. TX Southern (2/26/25)

### Season Game Highs

Innings Pitched ..... 2.0, vs. TX Southern (2/26/25)  
 Strikeouts ..... 1, vs. TX Southern (2/26/25)

## #26 KYSON WITHERSPOON

### Career Game Highs at OU

Innings Pitched ..... 7.2, vs. West Virginia (3/23/24)  
 Strikeouts ..... 12 (2x) MR: vs. Sam Houston (3/7/25)

### Season Game Highs

Innings Pitched ..... 7.0, vs. Minnesota (2/21/25)  
 Strikeouts ..... 12 (2x) MR: vs. Sam Houston (3/7/25)

## #25 MALACHI WITHERSPOON

### Career Game Highs at OU

Innings Pitched ..... 5.0 (2x) MR: vs. CSUN (3/1/25)  
 Strikeouts ..... 6, vs. Lehigh (2/15/25)

### Season Game Highs

Innings Pitched ..... 5.0 (2x) MR: vs. CSUN (3/1/25)  
 Strikeouts ..... 6, vs. Lehigh (2/15/25)

INDIVIDUAL CAREER HISTORY

Barfield, Jaden

Year	avg	gp-gs	ab	r	h	2b	3b	hr	rbi	tb	slg%	bb	hbp	so	gdp	ob%	sf	sh	sb-att	po	a	e	fld%
2025	5.06	1-0	6	0	0	0/0	0	5.1	6	3	3	3	7	0	0	0	26	.273	1	1	0	0	0
TOTAL	5.06	1-0	6	0	0	0/0	0	5.1	6	3	3	3	7	0	0	0	26	.273	1	1	0	0	0

Bodin, Jason

Year	avg	gp-gs	ab	r	h	2b	3b	hr	rbi	tb	slg%	bb	hbp	so	gdp	ob%	sf	sh	sb-att	po	a	e	fld%
2025	.000	0-0	0	0	0	0	0	0	0	0	.000	0	0	0	0	.000	0	0	0-0	2	4	0	1.000
TOTAL	.000	0-0	0	0	0	0	0	0	0	0	.000	0	0	0	0	.000	0	0	0-0	2	4	0	1.000

Year	era	w-l	app	gs	cq	sho	sv	ip	h	r	er	bb	so	2b	3b	hr	bf	bavg	wp	hbp	bk	sfa	sha
2025	7.71	1-0	10	0	0	0/0	0	14.0	21	12	12	5	13	2	1	1	68	.362	2	4	0	1	0
TOTAL	7.71	1-0	10	0	0	0/0	0	14.0	21	12	12	5	13	2	1	1	68	.362	2	4	0	1	0

Branch, Kyle

Year	avg	gp-gs	ab	r	h	2b	3b	hr	rbi	tb	slg%	bb	hbp	so	gdp	ob%	sf	sh	sb-att	po	a	e	fld%
2025	.366	20-20	71	14	26	5	0	1	15	34	.479	6	3	6	2	.432	1	2	6-6	36	42	2	.975
TOTAL	.366	20-20	71	14	26	5	0	1	15	34	.479	6	3	6	2	.432	1	2	6-6	36	42	2	.975

Cain, Brandon

Year	avg	gp-gs	ab	r	h	2b	3b	hr	rbi	tb	slg%	bb	hbp	so	gdp	ob%	sf	sh	sb-att	po	a	e	fld%
2025	.000	11-2	12	1	0	0	0	0	0	0	.000	1	0	5	0	.077	0	1	0-0	9	0	0	1.000
TOTAL	.000	11-2	12	1	0	0	0	0	0	0	.000	1	0	5	0	.077	0	1	0-0	9	0	0	1.000

Carmichael, Easton

Year	avg	gp-gs	ab	r	h	2b	3b	hr	rbi	tb	slg%	bb	hbp	so	gdp	ob%	sf	sh	sb-att	po	a	e	fld%
2023	.306	51-47	193	28	59	8	4	6	48	93	.482	13	2	44	5	.346	6	2	4-6	261	25	3	.990
2024	.366	61-60	254	59	93	19	5	7	64	143	.563	20	4	43	4	.406	10	0	12-18	169	15	5	.974
2025	.299	20-20	77	16	23	5	2	5	22	47	.610	10	1	18	2	.382	1	0	4-6	125	11	1	.993
TOTAL	.334	132-127	524	103	175	32	11	18	134	283	.540	43	7	105	11	.381	17	2	20-30	555	51	9	.985

Catalano, Michael

Year	avg	gp-gs	ab	r	h	2b	3b	hr	rbi	tb	slg%	bb	hbp	so	gdp	ob%	sf	sh	sb-att	po	a	e	fld%
2025	.000	0-0	0	0	0	0	0	0	0	0	.000	0	0	0	0	.000	0	0	0-0	0	0	1	.000
TOTAL	.000	0-0	0	0	0	0	0	0	0	0	.000	0	0	0	0	.000	0	0	0-0	0	0	1	.000

Year	era	w-l	app	gs	cq	sho	sv	ip	h	r	er	bb	so	2b	3b	hr	bf	bavg	wp	hbp	bk	sfa	sha
2025	4.32	1-0	8	0	0	0/0	0	8.1	5	4	4	2	14	0	0	0	32	.179	1	1	0	1	0
TOTAL	4.32	1-0	8	0	0	0/0	0	8.1	5	4	4	2	14	0	0	0	32	.179	1	1	0	1	0

Christiansen, Sam

Year	avg	gp-gs	ab	r	h	2b	3b	hr	rbi	tb	slg%	bb	hbp	so	gdp	ob%	sf	sh	sb-att	po	a	e	fld%
2025	.259	20-19	54	14	14	1	2	2	14	25	.463	22	4	18	0	.482	3	0	5-5	30	2	1	.970
TOTAL	.259	20-19	54	14	14	1	2	2	14	25	.463	22	4	18	0	.482	3	0	5-5	30	2	1	.970

INDIVIDUAL CAREER HISTORY

Crooks, Dylan

Year	avg	gp-gs	ab	r	h	2b	3b	hr	rbi	tb	slg%	bb	hbp	so	gdp	ob%	sf	sh	sb-att	po	a	e	fld%
2024	.000	1-0	0	0	0	0	0	0	0	0	.000	0	0	0	0	.000	0	0	0-0	3	3	0	1.000
2025	.000	0-0	0	0	0	0	0	0	0	0	.000	0	0	0	0	.000	0	0	0-0	0	3	0	1.000
TOTAL	.000	1-0	0	0	0	0	0	0	0	0	.000	0	0	0	0	.000	0	0	0-0	3	6	0	1.000

Year	era	w-l	app	gs	cq	sho	sv	ip	h	r	er	bb	so	2b	3b	hr	bf	bavg	wp	hbp	bk	sfa	sha
2024	4.11	1-0	25	0	0	0/0	0	30.2	31	15	14	3	20	4	0	6	127	.256	1	1	0	1	1
2025	0.68	1-0	8	0	0	0/0	6	13.1	9	1	1	5	11	1	0	0	55	.188	3	1	0	0	1
TOTAL	3.07	2-0	33	0	0	0/0	6	44.0	40	16	15	8	31	5	0	6	182	.237	4	2	0	1	2

Crossland, Cade

Year	avg	gp-gs	ab	r	h	2b	3b	hr	rbi	tb	slg%	bb	hbp	so	gdp	ob%	sf	sh	sb-att	po	a	e	fld%
------	-----	-------	----	---	---	----	----	----	-----	----	------	----	-----	----	-----	-----	----	----	--------	----	---	---	------

Year	era	w-l	app	gs	cq	sho	sv	ip	h	r	er	bb	so	2b	3b	hr	bf	bavg	wp	hbp	bk	sfa	sha
2025	4.70	1-1	5	2	0	0/0	0	15.1	13	10	8	9	20	1	1	2	67	.232	2	1	0	1	0
TOTAL	4.70	1-1	5	2	0	0/0	0	15.1	13	10	8	9	20	1	1	2	67	.232	2	1	0	1	0

Dickerson, Drew

Year	avg	gp-gs	ab	r	h	2b	3b	hr	rbi	tb	slg%	bb	hbp	so	gdp	ob%	sf	sh	sb-att	po	a	e	fld%
2025	.294	10-3	17	3	5	1	1	0	2	8	.471	3	1	6	0	.429	0	0	1-1	0	0	0	.000
TOTAL	.294	10-3	17	3	5	1	1	0	2	8	.471	3	1	6	0	.429	0	0	1-1	0	0	0	.000

Gambill, Trey

Year	avg	gp-gs	ab	r	h	2b	3b	hr	rbi	tb	slg%	bb	hbp	so	gdp	ob%	sf	sh	sb-att	po	a	e	fld%
2025	.360	18-18	50	16	18	5	0	0	7	23	.460	19	2	6	0	.542	1	0	8-8	20	0	2	.909
TOTAL	.360	18-18	50	16	18	5	0	0	7	23	.460	19	2	6	0	.542	1	0	8-8	20	0	2	.909

Gholston, Jacob

Year	avg	gp-gs	ab	r	h	2b	3b	hr	rbi	tb	slg%	bb	hbp	so	gdp	ob%	sf	sh	sb-att	po	a	e	fld%
2025	.000	0-0	0	0	0	0	0	0	0	0	.000	0	0	0	0	.000	0	0	0-0	0	2	0	1.000
TOTAL	.000	0-0	0	0	0	0	0	0	0	0	.000	0	0	0	0	.000	0	0	0-0	0	2	0	1.000

Year	era	w-l	app	gs	cq	sho	sv	ip	h	r	er	bb	so	2b	3b	hr	bf	bavg	wp	hbp	bk	sfa	sha
2024	99.00	0-0	2	0	0	0/0	0	0.1	0	4	4	4	0	0	0	0	5	.000	1	0	0	0	0
2025	6.75	1-0	2	1	0	0/0	0	5.1	8	5	4	4	4	1	0	0	28	.381	3	2	0	0	1
TOTAL	12.71	1-0	4	1	0	0/0	0	5.2	8	9	8	8	4	1	0	0	33	.364	4	2	0	0	1

Graham, Reid

Year	avg	gp-gs	ab	r	h	2b	3b	hr	rbi	tb	slg%	bb	hbp	so	gdp	ob%	sf	sh	sb-att	po	a	e	fld%
------	-----	-------	----	---	---	----	----	----	-----	----	------	----	-----	----	-----	-----	----	----	--------	----	---	---	------

Hamlin, Mason

Year	avg	gp-gs	ab	r	h	2b	3b	hr	rbi	tb	slg%	bb	hbp	so	gdp	ob%	sf	sh	sb-att	po	a	e	fld%
2025	.000	6-0	2	1	0	0	0	0	0	0	.000	1	0	0	0	.333	0	0	0-0	0	1	0	1.000
TOTAL	.000	6-0	2	1	0	0	0	0	0	0	.000	1	0	0	0	.333	0	0	0-0	0	1	0	1.000

INDIVIDUAL CAREER HISTORY																							
Hansen, Cole																							
Year	avg	gp-gs	ab	r	h	2b	3b	hr	rbi	tb	slg%	bb	hbp	so	gdp	ob%	sf	sh	sb-att	po	a	e	fld%
Harris, Dasan																							
Year	avg	gp-gs	ab	r	h	2b	3b	hr	rbi	tb	slg%	bb	hbp	so	gdp	ob%	sf	sh	sb-att	po	a	e	fld%
2024	.167	6-0	6	1	1	0	0	0	1	1	.167	0	0	3	0	.167	0	0	0-0	0	0	0	.000
2025	.344	16-8	32	5	11	3	0	1	4	17	.531	3	0	9	0	.389	1	0	2-2	14	1	1	.938
TOTAL	.316	22-8	38	6	12	3	0	1	5	18	.474	3	0	12	0	.357	1	0	2-2	14	1	1	.938
Haythorn, Mitch																							
Year	avg	gp-gs	ab	r	h	2b	3b	hr	rbi	tb	slg%	bb	hbp	so	gdp	ob%	sf	sh	sb-att	po	a	e	fld%
Hensley, Reid																							
Year	avg	gp-gs	ab	r	h	2b	3b	hr	rbi	tb	slg%	bb	hbp	so	gdp	ob%	sf	sh	sb-att	po	a	e	fld%
2024	.000	0-0	0	0	0	0	0	0	0	0	.000	0	0	0	0	.000	0	0	0-0	0	1	1	.500
2025	.000	0-0	0	0	0	0	0	0	0	0	.000	0	0	0	0	.000	0	0	0-0	0	1	0	1.000
TOTAL	.000	0-0	0	0	0	0	0	0	0	0	.000	0	0	0	0	.000	0	0	0-0	0	2	1	.667
Year	era	w-l	app	gs	cq	sho	sv	ip	h	r	er	bb	so	2b	3b	hr	bf	bavg	wp	hbp	bk	sfa	sha
2024	3.21	0-0	17	0	0	0/2	0	14.0	9	6	5	10	22	0	1	1	65	.170	2	2	0	0	0
2025	2.00	1-0	7	0	0	0/1	1	9.0	5	3	2	2	13	1	0	1	34	.161	1	0	0	0	1
TOTAL	2.74	1-0	24	0	0	0/3	1	23.0	14	9	7	12	35	1	1	2	99	.167	3	2	0	0	1
Hitt, James																							
Year	avg	gp-gs	ab	r	h	2b	3b	hr	rbi	tb	slg%	bb	hbp	so	gdp	ob%	sf	sh	sb-att	po	a	e	fld%
2023	.000	0-0	0	0	0	0	0	0	0	0	.000	0	0	0	0	.000	0	0	0-0	4	7	1	.917
2024	.000	0-0	0	0	0	0	0	0	0	0	.000	0	0	0	0	.000	0	0	0-0	0	9	3	.750
2025	.000	0-0	0	0	0	0	0	0	0	0	.000	0	0	0	0	.000	0	0	0-0	0	3	0	1.000
TOTAL	.000	0-0	0	0	0	0	0	0	0	0	.000	0	0	0	0	.000	0	0	0-0	4	19	4	.852
Year	era	w-l	app	gs	cq	sho	sv	ip	h	r	er	bb	so	2b	3b	hr	bf	bavg	wp	hbp	bk	sfa	sha
2023	4.89	6-2	17	12	0	0/0	0	70.0	70	42	38	23	41	8	0	9	302	.266	3	6	1	7	2
2024	8.41	2-5	17	7	0	0/0	0	35.1	49	37	33	14	32	7	1	10	173	.333	2	6	0	2	4
2025	3.60	0-0	9	0	0	0/1	0	10.0	9	4	4	5	11	1	0	0	46	.250	1	3	0	1	1
TOTAL	5.85	8-7	43	19	0	0/1	0	115.1	128	83	75	42	84	16	1	19	521	.287	6	15	1	10	7
Hoffman, Christian																							
Year	avg	gp-gs	ab	r	h	2b	3b	hr	rbi	tb	slg%	bb	hbp	so	gdp	ob%	sf	sh	sb-att	po	a	e	fld%
2025	1.000	3-0	1	0	1	1	0	0	1	2	2.000	1	0	0	0	1.000	0	0	0-0	0	0	0	.000
TOTAL	1.000	3-0	1	0	1	1	0	0	1	2	2.000	1	0	0	0	1.000	0	0	0-0	0	0	0	.000
Horton, Brayden																							
Year	avg	gp-gs	ab	r	h	2b	3b	hr	rbi	tb	slg%	bb	hbp	so	gdp	ob%	sf	sh	sb-att	po	a	e	fld%
2025	.143	7-2	7	2	1	0	0	0	0	1	.143	1	0	1	0	.250	0	0	0-0	1	0	0	1.000
TOTAL	.143	7-2	7	2	1	0	0	0	0	1	.143	1	0	1	0	.250	0	0	0-0	1	0	0	1.000

INDIVIDUAL CAREER HISTORY

Johnson, Cameron																							
Year	avg	gp-gs	ab	r	h	2b	3b	hr	rbi	tb	slg%	bb	hbp	so	gdp	ob%	sf	sh	sb-att	po	a	e	fld%
2025	.000	0-0	0	0	0	0	0	0	0	0	.000	0	0	0	0	.000	0	0	0-0	1	8	0	1.000
TOTAL	.000	0-0	0	0	0	0	0	0	0	0	.000	0	0	0	0	.000	0	0	0-0	1	8	0	1.000

Year	era	w-l	app	qs	cq	sho	sv	ip	h	r	er	bb	so	2b	3b	hr	bf	bavg	wp	hbp	bk	sfa	sha
2025	5.59	2-0	6	6	0	0/0	0	19.1	16	13	12	17	21	1	0	0	92	.229	1	5	0	0	0
TOTAL	5.59	2-0	6	6	0	0/0	0	19.1	16	13	12	17	21	1	0	0	92	.229	1	5	0	0	0

Jones, Gavyn																								
Year	avg	gp-gs	ab	r	h	2b	3b	hr	rbi	tb	slg%	bb	hbp	so	gdp	ob%	sf	sh	sb-att	po	a	e	fld%	
2025	1.000	2-1	3	2	3	0	0	0	3	3	1.000	0	0	0	0	1.000	0	0	0-0	0	1	0	1.000	
TOTAL	1.000	2-1	3	2	3	0	0	0	3	3	1.000	0	0	0	0	1.000	0	0	0-0	0	1	0	1.000	

Year	era	w-l	app	qs	cq	sho	sv	ip	h	r	er	bb	so	2b	3b	hr	bf	bavg	wp	hbp	bk	sfa	sha
2025	4.15	1-0	8	0	0	0/1	0	13.0	12	7	6	1	12	2	0	2	53	.235	0	1	0	0	0
TOTAL	4.15	1-0	8	0	0	0/1	0	13.0	12	7	6	1	12	2	0	2	53	.235	0	1	0	0	0

Kircher, Jackson																							
Year	avg	gp-gs	ab	r	h	2b	3b	hr	rbi	tb	slg%	bb	hbp	so	gdp	ob%	sf	sh	sb-att	po	a	e	fld%
2025	.000	0-0	0	0	0	0	0	0	0	0	.000	0	0	0	0	.000	0	0	0-0	0	2	0	1.000
TOTAL	.000	0-0	0	0	0	0	0	0	0	0	.000	0	0	0	0	.000	0	0	0-0	0	2	0	1.000

Year	era	w-l	app	qs	cq	sho	sv	ip	h	r	er	bb	so	2b	3b	hr	bf	bavg	wp	hbp	bk	sfa	sha
2025	2.25	0-0	4	0	0	0/0	0	4.0	5	1	1	2	4	1	0	0	19	.294	1	0	0	0	0
TOTAL	2.25	0-0	4	0	0	0/0	0	4.0	5	1	1	2	4	1	0	0	19	.294	1	0	0	0	0

Leininger, Ryley																								
Year	avg	gp-gs	ab	r	h	2b	3b	hr	rbi	tb	slg%	bb	hbp	so	gdp	ob%	sf	sh	sb-att	po	a	e	fld%	

Mudler, Scott																								
Year	avg	gp-gs	ab	r	h	2b	3b	hr	rbi	tb	slg%	bb	hbp	so	gdp	ob%	sf	sh	sb-att	po	a	e	fld%	
2024	.279	47-40	147	25	41	6	0	4	31	59	.401	18	3	26	1	.367	1	1	1-2	399	26	5	.988	
2025	.250	12-11	36	7	9	2	1	1	9	16	.444	5	0	7	1	.341	0	0	1-2	91	8	1	.990	
TOTAL	.273	59-51	183	32	50	8	1	5	40	75	.410	23	3	33	2	.362	1	1	2-4	490	34	6	.989	

Nesta, James																								
Year	avg	gp-gs	ab	r	h	2b	3b	hr	rbi	tb	slg%	bb	hbp	so	gdp	ob%	sf	sh	sb-att	po	a	e	fld%	

Roddy, Berkeley																								
Year	avg	gp-gs	ab	r	h	2b	3b	hr	rbi	tb	slg%	bb	hbp	so	gdp	ob%	sf	sh	sb-att	po	a	e	fld%	

INDIVIDUAL CAREER HISTORY																								
Sampson, Beau																								
Year	avg	gp-gs	ab	r	h	2b	3b	hr	rbi	tb	slg%	bb	hbp	so	gdp	ob%	sf	sh	sb-att	po	a	e	fld%	
2025	.000	0-0	0	0	0	0	0	0	0	0	.000	0	0	0	0	.000	0	0	0-0	0	2	0	1.000	
TOTAL	.000	0-0	0	0	0	0	0	0	0	0	.000	0	0	0	0	.000	0	0	0-0	0	2	0	1.000	
Year	era	w-l	app	gs	cq	sho	sv	ip	h	r	er	bb	so	2b	3b	hr	bf	bavg	wp	hbp	bk	sfa	sha	
2025	2.45	1-0	3	0	0	0/0	0	3.2	2	1	1	6	5	1	0	0	19	.167	0	0	0	0	1	
TOTAL	2.45	1-0	3	0	0	0/0	0	3.2	2	1	1	6	5	1	0	0	19	.167	0	0	0	0	1	
Smithburg, Nate																								
Year	avg	gp-gs	ab	r	h	2b	3b	hr	rbi	tb	slg%	bb	hbp	so	gdp	ob%	sf	sh	sb-att	po	a	e	fld%	
Stevens, Grant																								
Year	avg	gp-gs	ab	r	h	2b	3b	hr	rbi	tb	slg%	bb	hbp	so	gdp	ob%	sf	sh	sb-att	po	a	e	fld%	
2024	.000	0-0	0	0	0	0	0	0	0	0	.000	0	0	0	0	.000	0	0	0-0	1	3	0	1.000	
TOTAL	.000	0-0	0	0	0	0	0	0	0	0	.000	0	0	0	0	.000	0	0	0-0	1	3	0	1.000	
Year	era	w-l	app	gs	cq	sho	sv	ip	h	r	er	bb	so	2b	3b	hr	bf	bavg	wp	hbp	bk	sfa	sha	
2024	4.28	6-1	18	9	0	0/1	0	54.2	65	31	26	20	54	11	2	8	246	.291	4	3	1	0	0	
TOTAL	4.28	6-1	18	9	0	0/1	0	54.2	65	31	26	20	54	11	2	8	246	.291	4	3	1	0	0	
Stribling, Jordan																								
Year	avg	gp-gs	ab	r	h	2b	3b	hr	rbi	tb	slg%	bb	hbp	so	gdp	ob%	sf	sh	sb-att	po	a	e	fld%	
Tate, Dylan																								
Year	avg	gp-gs	ab	r	h	2b	3b	hr	rbi	tb	slg%	bb	hbp	so	gdp	ob%	sf	sh	sb-att	po	a	e	fld%	
Tatum, Taylor																								
Year	avg	gp-gs	ab	r	h	2b	3b	hr	rbi	tb	slg%	bb	hbp	so	gdp	ob%	sf	sh	sb-att	po	a	e	fld%	
Tockey, Dayton																								
Year	avg	gp-gs	ab	r	h	2b	3b	hr	rbi	tb	slg%	bb	hbp	so	gdp	ob%	sf	sh	sb-att	po	a	e	fld%	
2025	.339	18-17	56	13	19	3	1	3	13	33	.589	10	0	16	0	.426	2	0	4-6	118	4	1	.992	
TOTAL	.339	18-17	56	13	19	3	1	3	13	33	.589	10	0	16	0	.426	2	0	4-6	118	4	1	.992	

INDIVIDUAL CAREER HISTORY

Victorian, Landon

Year	avg	gp-gs	ab	r	h	2b	3b	hr	rbi	tb	slg%	bb	hbp	so	gdp	ob%	sf	sh	sb-att	po	a	e	fld%
2025	.000	0-0	0	0	0	0	0	0	0	0	.000	0	0	0	0	.000	0	0	0-0	0	1	0	1.000
TOTAL	.000	0-0	0	0	0	0	0	0	0	0	.000	0	0	0	0	.000	0	0	0-0	0	1	0	1.000

Year	era	w-l	app	gs	cq	sho	sv	ip	h	r	er	bb	so	2b	3b	hr	bf	bavq	wp	hbp	bk	sfa	sha
2025	0.00	0-0	1	1	0	0/0	0	2.0	3	0	0	1	1	0	0	0	9	.375	0	0	0	0	0
TOTAL	0.00	0-0	1	1	0	0/0	0	2.0	3	0	0	1	1	0	0	0	9	.375	0	0	0	0	0

Walk, Jason

Year	avg	gp-gs	ab	r	h	2b	3b	hr	rbi	tb	slg%	bb	hbp	so	gdp	ob%	sf	sh	sb-att	po	a	e	fld%
2024	.281	42-33	128	26	36	4	2	3	19	53	.414	18	2	37	2	.376	1	2	13-15	67	0	1	.985
2025	.362	19-19	69	19	25	6	0	3	13	40	.580	16	2	8	0	.494	0	2	7-12	36	0	1	.973
TOTAL	.310	61-52	197	45	61	10	2	6	32	93	.472	34	4	45	2	.419	1	4	20-27	103	0	2	.981

Willis, Dawson

Year	avg	gp-gs	ab	r	h	2b	3b	hr	rbi	tb	slg%	bb	hbp	so	gdp	ob%	sf	sh	sb-att	po	a	e	fld%
2025	.214	20-20	70	10	15	5	0	2	15	26	.371	4	2	23	1	.273	1	3	7-7	4	27	4	.886
TOTAL	.214	20-20	70	10	15	5	0	2	15	26	.371	4	2	23	1	.273	1	3	7-7	4	27	4	.886

Willits, Jaxon

Year	avg	gp-gs	ab	r	h	2b	3b	hr	rbi	tb	slg%	bb	hbp	so	gdp	ob%	sf	sh	sb-att	po	a	e	fld%
2024	.268	57-54	190	37	51	11	0	10	39	92	.484	31	4	36	4	.376	4	6	1-2	65	121	9	.954
2025	.321	20-20	78	28	25	3	2	6	19	50	.641	10	0	13	3	.389	2	0	5-5	25	42	3	.957
TOTAL	.284	77-74	268	65	76	14	2	16	58	142	.530	41	4	49	7	.379	6	6	6-7	90	163	12	.955

Witherspoon, Kyson

Year	avg	gp-gs	ab	r	h	2b	3b	hr	rbi	tb	slg%	bb	hbp	so	gdp	ob%	sf	sh	sb-att	po	a	e	fld%
2024	.000	0-0	0	0	0	0	0	0	0	0	.000	0	0	0	0	.000	0	0	0-0	5	8	4	.765
2025	.000	0-0	0	0	0	0	0	0	0	0	.000	0	0	0	0	.000	0	0	0-0	2	2	1	.800
TOTAL	.000	0-0	0	0	0	0	0	0	0	0	.000	0	0	0	0	.000	0	0	0-0	7	10	5	.773

Year	era	w-l	app	gs	cq	sho	sv	ip	h	r	er	bb	so	2b	3b	hr	bf	bavq	wp	hbp	bk	sfa	sha
2024	3.71	8-3	17	11	0	0/1	1	80.0	69	42	33	40	90	16	2	9	356	.228	2	7	0	2	4
2025	1.91	5-0	5	5	0	0/1	0	28.1	17	8	6	6	47	1	2	1	110	.168	1	3	0	0	0
TOTAL	3.24	13-3	22	16	0	0/2	1	108.1	86	50	39	46	137	17	4	10	466	.213	3	10	0	2	4

Witherspoon, Malachi

Year	avg	gp-gs	ab	r	h	2b	3b	hr	rbi	tb	slg%	bb	hbp	so	gdp	ob%	sf	sh	sb-att	po	a	e	fld%
2024	.000	0-0	0	0	0	0	0	0	0	0	.000	0	0	0	0	.000	0	0	0-0	1	1	0	1.000
2025	.000	0-0	0	0	0	0	0	0	0	0	.000	0	0	0	0	.000	0	0	0-0	5	4	1	.900
TOTAL	.000	0-0	0	0	0	0	0	0	0	0	.000	0	0	0	0	.000	0	0	0-0	6	5	1	.917

Year	era	w-l	app	gs	cq	sho	sv	ip	h	r	er	bb	so	2b	3b	hr	bf	bavq	wp	hbp	bk	sfa	sha
2024	5.64	2-2	21	0	0	0/0	5	22.1	22	19	14	10	29	2	0	6	101	.256	5	3	0	1	1
2025	5.73	2-1	5	5	0	0/0	0	22.0	24	15	14	14	22	4	0	4	105	.279	3	3	0	2	0
TOTAL	5.68	4-3	26	5	0	0/0	5	44.1	46	34	28	24	51	6	0	10	206	.267	8	6	0	3	1

2025 Oklahoma Baseball  
Individual Game-by-Game for Oklahoma (as of Mar 19, 2025)

#29 Barfield, Jaden - 6 appearances (All games)

Date	Opponent	GS	IP	H	R	ER	BB	SO	2B	3B	HR	WP	BK	HBP	IBB	Score	W-L	Sv	ERA	NP
Feb 23	vs VIRGINIA		1.0	0	0	0	0	2	0	0	0	0	0	0	0	5-4	1-0	0	0.00	17
Feb 26	TEXAS SOUTHERN		0.2	3	1	1	0	1	0	0	0	0	0	0	0	5-4	1-0	0	5.40	14
Mar 01	CSUN		1.0	1	1	1	2	2	0	0	0	0	0	1	0	10-2	1-0	0	6.75	23
Mar 09	SAM HOUSTON-1		0.2	1	0	0	0	1	0	0	0	1	0	0	0	7-3	1-0	0	5.40	14
Mar 12	LOUISIANA TECH		1.0	1	1	1	1	0	0	0	0	0	0	0	0	9-5	1-0	0	6.23	21
Mar 18	UT ARLINGTON		1.0	0	0	0	0	1	0	0	0	0	0	0	0	7-6	1-0	0	5.06	15
Totals		0	5.1	6	3	3	3	7	0	0	0	1	0	1	0	43-24	1-0	0	5.06	-

#35 Bodin, Jason - 5 games (All games)

Date	Opponent	Pos	AB	R	H	RBI	2B	3B	HR	BB	SB	CS	HBP	SAC	SF	GDP	K	PO	A	E	Avg
Feb 15	LEHIGH	p	0	0	0	0	0	0	0	0	0	0	0	0	0	0	0	1	0	0	.000
Feb 22	vs OREGON STATE	p	0	0	0	0	0	0	0	0	0	0	0	0	0	0	0	1	0	0	.000
Mar 09	SAM HOUSTON-2	p	0	0	0	0	0	0	0	0	0	0	0	0	0	0	0	1	0	0	.000
Mar 14	at South Carolina	p	0	0	0	0	0	0	0	0	0	0	0	0	0	0	0	0	1	0	.000
Mar 16	at South Carolina	p	0	0	0	0	0	0	0	0	0	0	0	0	0	0	0	0	2	0	.000
Totals		0gs	0	0	0	0	0	0	0	0	0	0	0	0	0	0	0	2	4	0	.000

On base pct. .000 • Slugging pct. .000

#35 Bodin, Jason - 10 appearances (All games)

Date	Opponent	GS	IP	H	R	ER	BB	SO	2B	3B	HR	WP	BK	HBP	IBB	Score	W-L	Sv	ERA	NP
Feb 15	LEHIGH		1.0	0	0	0	1	2	0	0	0	0	0	0	0	12-1	0-0	0	0.00	21
Feb 22	vs OREGON STATE		1.2	1	0	0	1	2	0	0	0	0	0	0	0	8-4	0-0	0	0.00	28
Feb 23	vs VIRGINIA		1.0	0	1	1	1	0	0	0	0	1	0	0	0	5-4	0-0	0	2.45	23
Feb 26	TEXAS SOUTHERN		0.2	5	3	3	0	0	1	0	0	0	0	1	0	5-4	0-0	0	8.31	12
Mar 02	CSUN		1.2	2	0	0	0	1	0	0	0	0	0	0	0	3-2	1-0	0	6.00	18
Mar 04	at DBU		1.2	2	2	2	0	3	0	0	1	0	0	1	0	0-11	1-0	0	7.04	33
Mar 07	SAM HOUSTON		1.2	2	3	3	1	3	1	1	0	0	0	0	0	6-5	1-0	0	8.68	33
Mar 09	SAM HOUSTON-2		0.2	3	2	2	0	1	0	0	0	0	0	1	0	9-7	1-0	0	9.90	18
Mar 14	at South Carolina		2.1	3	0	0	1	0	0	0	0	1	0	0	0	8-5	1-0	0	8.03	31
Mar 16	at South Carolina		1.2	3	1	1	0	1	0	0	0	0	0	1	0	6-5	1-0	0	7.71	31
Totals		0	14.0	21	12	12	5	13	2	1	1	2	0	4	0	62-48	1-0	0	7.71	-

#6 Branch, Kyle - 20 games (All games)

Date	Opponent	Pos	AB	R	H	RBI	2B	3B	HR	BB	SB	CS	HBP	SAC	SF	GDP	K	PO	A	E	Avg
Feb 14	LEHIGH-1	*2b	2	1	1	2	0	0	1	0	0	0	1	1	0	0	0	0	0	1	.500
Feb 14	LEHIGH-2	*2b	4	1	2	0	0	0	0	0	1	0	1	0	0	0	0	2	2	0	.500
Feb 15	LEHIGH	*2b	4	1	2	1	1	0	0	0	0	0	0	0	0	0	0	1	5	0	.500
Feb 21	vs MINNESOTA	*2b	4	0	1	1	0	0	0	0	0	0	0	0	0	0	3	1	1	0	.429
Feb 22	vs OREGON STATE	*2b	4	1	3	3	0	0	0	0	0	0	0	0	0	0	0	2	0	0	.500
Feb 23	vs VIRGINIA	*2b	5	2	2	0	1	0	0	0	0	0	0	0	0	1	0	2	3	1	.478
Feb 25	TEXAS SOUTHERN	*2b	4	2	2	0	0	0	0	0	1	0	0	0	0	0	0	4	4	0	.481
Feb 26	TEXAS SOUTHERN	*2b	4	1	1	1	0	0	0	0	0	0	0	0	0	0	0	0	0	0	.452
Feb 28	CSUN	*2b	4	0	2	3	1	0	0	0	0	0	0	0	0	1	0	1	5	0	.457
Mar 01	CSUN	*2b	3	1	1	0	0	0	0	1	0	0	0	0	0	0	0	1	2	0	.447
Mar 02	CSUN	*2b	3	0	0	0	0	0	0	0	1	0	0	0	0	0	1	0	4	0	.415
Mar 04	at DBU	*2b	3	0	0	0	0	0	0	0	0	0	0	0	0	0	1	1	0	0	.386
Mar 07	SAM HOUSTON	*2b	4	0	1	0	1	0	0	0	0	0	0	0	0	0	1	0	3	0	.375
Mar 09	SAM HOUSTON-1	*2b	4	1	1	0	0	0	0	0	1	0	0	0	0	0	0	2	0	0	.365
Mar 09	SAM HOUSTON-2	*2b	2	1	0	0	0	0	0	1	0	0	0	0	0	0	0	0	1	0	.352
Mar 12	LOUISIANA TECH	*2b	2	1	1	1	0	0	0	1	0	0	1	0	0	0	0	1	2	0	.357
Mar 14	at South Carolina	*2b	5	0	1	1	1	0	0	0	0	0	0	0	0	0	0	5	6	0	.344
Mar 15	at South Carolina	*2b	2	1	1	1	0	0	0	2	1	0	0	0	1	0	0	1	2	0	.349
Mar 16	at South Carolina	*2b	4	0	2	1	0	0	0	0	0	0	0	1	0	0	0	9	1	0	.358
Mar 18	UT ARLINGTON	*2b	4	0	2	0	0	0	0	0	2	0	0	0	0	0	0	3	1	0	.366
Totals		20gs	71	14	26	15	5	0	1	6	6	0	3	2	1	2	6	36	42	2	.366

On base pct. .432 • Slugging pct. .479

2025 Oklahoma Baseball  
Individual Game-by-Game for Oklahoma (as of Mar 19, 2025)

#9 Cain, Brandon - 11 games (All games)

Date	Opponent	Pos	AB	R	H	RBI	2B	3B	HR	BB	SB	CS	HBP	SAC	SF	GDP	K	PO	A	E	Avg
Feb 14	LEHIGH-1	ph/of	1	0	0	0	0	0	0	0	0	0	0	0	0	0	0	0	0	0	.000
Feb 15	LEHIGH	ph/of	1	1	0	0	0	0	0	1	0	0	0	0	0	0	0	0	0	0	.000
Feb 21	vs MINNESOTA	ph/of	2	0	0	0	0	0	0	0	0	0	0	0	0	0	2	3	0	0	.000
Feb 23	vs VIRGINIA	*of	1	0	0	0	0	0	0	0	0	0	0	1	0	0	1	1	0	0	.000
Feb 25	TEXAS SOUTHERN	ph/of	1	0	0	0	0	0	0	0	0	0	0	0	0	0	1	0	0	0	.000
Feb 28	CSUN	ph/of	1	0	0	0	0	0	0	0	0	0	0	0	0	0	0	1	0	0	.000
Mar 01	CSUN	of	1	0	0	0	0	0	0	0	0	0	0	0	0	0	0	1	0	0	.000
Mar 02	CSUN	of	1	0	0	0	0	0	0	0	0	0	0	0	0	0	1	0	0	0	.000
Mar 12	LOUISIANA TECH	of	0	0	0	0	0	0	0	0	0	0	0	0	0	0	0	0	0	0	.000
Mar 16	at South Carolina	pr/of	1	0	0	0	0	0	0	0	0	0	0	0	0	0	0	1	0	0	.000
Mar 18	UT ARLINGTON	*of	2	0	0	0	0	0	0	0	0	0	0	0	0	0	0	2	0	0	.000
Totals		2gs	12	1	0	0	0	0	0	1	0	0	0	1	0	0	5	9	0	0	.000

On base pct. .077 • Slugging pct. .000

#2 Carmichael, Easton - 20 games (All games)

Date	Opponent	Pos	AB	R	H	RBI	2B	3B	HR	BB	SB	CS	HBP	SAC	SF	GDP	K	PO	A	E	Avg
Feb 14	LEHIGH-1	*c	4	1	1	1	1	0	0	0	1	0	0	0	1	0	1	16	0	0	.250
Feb 14	LEHIGH-2	*dh	5	2	3	5	1	0	1	0	1	0	0	0	0	0	1	0	0	0	.444
Feb 15	LEHIGH	*c	2	2	2	2	0	1	1	2	1	0	0	0	0	0	0	9	0	0	.545
Feb 21	vs MINNESOTA	*c	3	0	0	0	0	0	0	1	0	1	0	0	0	0	2	14	1	0	.429
Feb 22	vs OREGON STATE	*dh	4	2	1	2	0	0	1	0	0	0	1	0	0	0	2	0	0	0	.389
Feb 23	vs VIRGINIA	*dh	5	0	0	0	0	0	0	0	0	0	0	0	0	0	1	0	0	0	.304
Feb 25	TEXAS SOUTHERN	*c	2	1	0	0	0	0	0	3	0	0	0	0	0	0	0	6	0	0	.280
Feb 26	TEXAS SOUTHERN	*c	5	0	0	0	0	0	0	0	0	0	0	0	0	0	0	10	1	0	.233
Feb 28	CSUN	*c	3	3	2	1	1	1	0	1	1	0	0	0	0	0	1	11	1	0	.273
Mar 01	CSUN	*dh	3	0	1	2	0	0	0	1	0	1	0	0	0	1	0	0	0	0	.278
Mar 02	CSUN	*c	4	0	1	0	0	0	0	0	0	0	0	0	0	0	0	7	2	0	.275
Mar 04	at DBU	*dh	3	0	1	0	0	0	0	0	0	0	0	0	0	0	2	0	0	0	.279
Mar 07	SAM HOUSTON	*c	4	1	1	1	0	0	1	0	0	0	0	0	0	0	0	15	1	0	.277
Mar 09	SAM HOUSTON-1	*c	3	1	1	1	1	0	0	1	0	0	0	0	0	1	0	15	0	0	.280
Mar 09	SAM HOUSTON-2	*1b	3	2	3	2	0	0	1	1	0	0	0	0	0	0	0	1	2	0	.321
Mar 12	LOUISIANA TECH	*dh	4	0	0	0	0	0	0	0	0	0	0	0	0	0	1	0	0	0	.298
Mar 14	at South Carolina	*c	5	1	2	2	0	0	0	0	0	0	0	0	0	0	1	8	2	0	.306
Mar 15	at South Carolina	*1b	5	0	1	0	0	0	0	0	0	0	0	0	0	0	4	7	0	1	.299
Mar 16	at South Carolina	*c	5	0	2	2	1	0	0	0	0	0	0	0	0	0	1	6	1	0	.306
Mar 18	UT ARLINGTON	*dh	5	0	1	1	0	0	0	0	0	0	0	0	0	0	1	0	0	0	.299
Totals		20gs	77	16	23	22	5	2	5	10	4	2	1	0	1	2	18	125	11	1	.299

On base pct. .382 • Slugging pct. .610

#30 Catalano, Michael - 1 game (All games)

Date	Opponent	Pos	AB	R	H	RBI	2B	3B	HR	BB	SB	CS	HBP	SAC	SF	GDP	K	PO	A	E	Avg
Feb 26	TEXAS SOUTHERN	p	0	0	0	0	0	0	0	0	0	0	0	0	0	0	0	0	0	1	.000
Totals		0gs	0	0	0	0	0	0	0	0	0	0	0	0	0	0	0	0	0	1	.000

On base pct. .000 • Slugging pct. .000

#30 Catalano, Michael - 8 appearances (All games)

Date	Opponent	GS	IP	H	R	ER	BB	SO	2B	3B	HR	WP	BK	HBP	IBB	Score	W-L	Sv	ERA	NP
Feb 14	LEHIGH-1		2.0	0	0	0	0	4	0	0	0	0	0	0	0	11-3	0-0	0	0.00	29
Feb 21	vs MINNESOTA		0.1	0	0	0	0	0	0	0	0	0	0	0	0	3-2	0-0	0	0.00	4
Feb 23	vs VIRGINIA		0.1	0	0	0	0	0	0	0	0	0	0	0	0	5-4	0-0	0	0.00	2
Feb 26	TEXAS SOUTHERN		2.0	1	0	0	0	4	0	0	0	0	0	1	0	5-4	1-0	0	0.00	36
Mar 01	CSUN		1.0	1	0	0	0	0	0	0	0	0	0	0	0	10-2	1-0	0	0.00	11
Mar 09	SAM HOUSTON-1		1.0	1	1	1	1	2	0	0	0	1	0	0	0	7-3	1-0	0	1.35	20
Mar 15	at South Carolina		0.1	1	2	2	1	0	0	0	0	0	0	0	0	5-11	1-0	0	3.86	12
Mar 18	UT ARLINGTON		1.1	1	1	1	0	4	0	0	0	0	0	0	0	7-6	1-0	0	4.32	25
Totals		0	8.1	5	4	4	2	14	0	0	0	1	0	1	0	53-35	1-0	0	4.32	-

2025 Oklahoma Baseball  
Individual Game-by-Game for Oklahoma (as of Mar 19, 2025)

#40 Christiansen, Sam - 20 games (All games)

Date	Opponent	Pos	AB	R	H	RBI	2B	3B	HR	BB	SB	CS	HBP	SAC	SF	GDP	K	PO	A	E	Avg
Feb 14	LEHIGH-1	*of	3	1	3	1	1	1	0	1	1	0	0	0	1	0	0	0	0	0	1.000
Feb 14	LEHIGH-2	*of	1	1	0	0	0	0	0	4	1	0	0	0	0	0	0	2	0	0	.750
Feb 15	LEHIGH	*of/1b	1	2	0	1	0	0	0	3	0	0	0	0	0	0	0	3	1	0	.600
Feb 21	vs MINNESOTA	*of	2	0	1	1	0	0	0	2	0	0	0	0	0	0	0	0	0	0	.571
Feb 22	vs OREGON STATE	*of	4	1	0	0	0	0	0	1	0	0	0	0	0	0	3	2	0	0	.364
Feb 23	vs VIRGINIA	*1b/of	3	0	1	0	0	0	0	2	0	0	0	0	0	0	0	9	0	0	.357
Feb 25	TEXAS SOUTHERN	*of/1b	3	3	2	3	0	1	1	1	0	0	0	0	0	0	0	2	0	0	.412
Feb 26	TEXAS SOUTHERN	*of	3	1	2	1	0	0	0	1	0	0	0	0	0	0	1	3	1	0	.450
Feb 28	CSUN	*of	2	2	1	1	0	0	0	1	1	0	1	0	0	0	0	1	0	0	.455
Mar 01	CSUN	*of	4	0	0	0	0	0	0	0	0	0	0	0	0	0	1	3	0	0	.385
Mar 02	CSUN	*dh	2	0	0	1	0	0	0	1	0	0	0	0	1	0	0	0	0	0	.357
Mar 04	at DBU	*of	3	0	0	0	0	0	0	0	0	0	0	0	0	0	2	0	0	0	.323
Mar 07	SAM HOUSTON	*dh	3	0	2	1	0	0	0	0	0	0	1	0	0	0	1	0	0	0	.353
Mar 09	SAM HOUSTON-1	*dh	3	0	0	1	0	0	0	0	0	0	0	0	1	0	0	0	0	0	.324
Mar 09	SAM HOUSTON-2	*of	3	0	1	1	0	0	0	0	1	0	0	0	0	0	1	3	0	0	.325
Mar 12	LOUISIANA TECH	*of	2	2	1	2	0	0	1	2	0	0	0	0	0	0	1	0	0	0	.333
Mar 14	at South Carolina	*dh	4	0	0	0	0	0	0	0	0	0	1	0	0	0	3	0	0	0	.304
Mar 15	at South Carolina	*of	4	0	0	0	0	0	0	1	0	0	0	0	0	0	3	0	0	1	.280
Mar 16	at South Carolina	*of/1b	3	1	0	0	0	0	0	2	1	0	1	0	0	0	2	2	0	0	.264
Mar 18	UT ARLINGTON	of	1	0	0	0	0	0	0	0	0	0	0	0	0	0	0	0	0	0	.259
Totals		19gs	54	14	14	14	1	2	2	22	5	0	4	0	3	0	18	30	2	1	.259

On base pct. .482 • Slugging pct. .463

#43 Crooks, Dylan - 2 games (All games)

Date	Opponent	Pos	AB	R	H	RBI	2B	3B	HR	BB	SB	CS	HBP	SAC	SF	GDP	K	PO	A	E	Avg
Feb 23	vs VIRGINIA	p	0	0	0	0	0	0	0	0	0	0	0	0	0	0	0	0	1	0	.000
Mar 02	CSUN	p	0	0	0	0	0	0	0	0	0	0	0	0	0	0	0	0	2	0	.000
Totals		0gs	0	0	0	0	0	0	0	0	0	0	0	0	0	0	0	0	3	0	.000

On base pct. .000 • Slugging pct. .000

#43 Crooks, Dylan - 8 appearances (All games)

Date	Opponent	GS	IP	H	R	ER	BB	SO	2B	3B	HR	WP	BK	HBP	IBB	Score	W-L	Sv	ERA	NP
Feb 21	vs MINNESOTA		1.1	2	0	0	0	1	0	0	0	1	0	0	0	3-2	0-0	1	0.00	21
Feb 23	vs VIRGINIA		3.0	1	0	0	1	2	0	0	0	0	0	0	0	5-4	0-0	1	0.00	42
Feb 26	TEXAS SOUTHERN		0.2	0	0	0	0	2	0	0	0	0	0	0	0	5-4	0-0	2	0.00	8
Mar 02	CSUN		2.0	0	0	0	2	2	0	0	0	0	0	0	0	3-2	0-0	3	0.00	42
Mar 07	SAM HOUSTON		0.1	1	0	0	0	0	1	0	0	0	0	0	0	6-5	0-0	4	0.00	10
Mar 09	SAM HOUSTON-2		1.1	1	0	0	0	2	0	0	0	0	0	0	0	9-7	0-0	5	0.00	17
Mar 14	at South Carolina		1.0	0	0	0	1	1	0	0	0	0	0	0	0	8-5	0-0	6	0.00	14
Mar 16	at South Carolina		3.2	4	1	1	1	1	0	0	0	2	0	1	0	6-5	1-0	6	0.68	57
Totals		0	13.1	9	1	1	5	11	1	0	0	3	0	1	0	45-34	1-0	6	0.68	-

#23 Crossland, Cade - 5 appearances (All games)

Date	Opponent	GS	IP	H	R	ER	BB	SO	2B	3B	HR	WP	BK	HBP	IBB	Score	W-L	Sv	ERA	NP
Feb 14	LEHIGH-2		2.0	1	0	0	1	2	0	0	0	0	0	0	0	13-3	0-0	0	0.00	29
Feb 22	vs OREGON STATE		3.0	1	2	2	3	4	0	0	0	0	0	0	0	8-4	1-0	0	3.60	58
Mar 04	at DBU	*	3.2	6	6	6	3	6	1	0	2	0	0	0	1	0-11	1-1	0	8.31	73
Mar 12	LOUISIANA TECH	*	2.0	1	0	0	0	4	0	0	0	0	0	0	0	9-5	1-1	0	6.75	41
Mar 16	at South Carolina		4.2	4	2	0	2	4	0	1	0	2	0	1	1	6-5	1-1	0	4.70	78
Totals		2	15.1	13	10	8	9	20	1	1	2	2	0	1	2	36-28	1-1	0	4.70	-

2025 Oklahoma Baseball  
Individual Game-by-Game for Oklahoma (as of Mar 19, 2025)

#21 Dickerson, Drew - 10 games (All games)

Date	Opponent	Pos	AB	R	H	RBI	2B	3B	HR	BB	SB	CS	HBP	SAC	SF	GDP	K	PO	A	E	Avg
Feb 14	LEHIGH-1	ph	0	0	0	0	0	0	0	1	0	0	0	0	0	0	0	0	0	0	.000
Feb 25	TEXAS SOUTHERN	ph/dh	1	1	1	2	1	0	0	0	0	0	1	0	0	0	0	0	0	0	1.000
Feb 26	TEXAS SOUTHERN	*dh	4	0	2	0	0	1	0	0	0	0	0	0	0	0	1	0	0	0	.600
Feb 28	CSUN	ph/dh	1	0	0	0	0	0	0	0	0	0	0	0	0	0	1	0	0	0	.500
Mar 01	CSUN	ph	1	0	0	0	0	0	0	0	0	0	0	0	0	0	0	0	0	0	.429
Mar 09	SAM HOUSTON-2	*dh	3	1	2	0	0	0	0	0	1	0	0	0	0	0	0	0	0	0	.500
Mar 12	LOUISIANA TECH	ph	1	0	0	0	0	0	0	0	0	0	0	0	0	0	1	0	0	0	.455
Mar 15	at South Carolina	*dh	3	0	0	0	0	0	0	1	0	0	0	0	0	0	0	0	0	0	.357
Mar 16	at South Carolina	ph/dh	2	1	0	0	0	0	0	1	0	0	0	0	0	0	2	0	0	0	.312
Mar 18	UT ARLINGTON	ph	1	0	0	0	0	0	0	0	0	0	0	0	0	0	1	0	0	0	.294
Totals		3gs	17	3	5	2	1	1	0	3	1	0	1	0	0	0	6	0	0	0	.294

On base pct. .429 • Slugging pct. .471

#20 Gambill, Trey - 18 games (All games)

Date	Opponent	Pos	AB	R	H	RBI	2B	3B	HR	BB	SB	CS	HBP	SAC	SF	GDP	K	PO	A	E	Avg
Feb 14	LEHIGH-1	*dh	1	2	1	2	1	0	0	2	0	0	0	0	0	0	0	0	0	0	1.000
Feb 14	LEHIGH-2	*of	3	1	3	0	1	0	0	2	2	0	0	0	0	0	0	0	0	0	1.000
Feb 15	LEHIGH	*of	3	0	0	1	0	0	0	0	0	0	0	0	1	0	0	1	0	0	.571
Feb 21	vs MINNESOTA	*dh	1	1	0	0	0	0	0	1	0	0	2	0	0	0	0	0	0	0	.500
Feb 22	vs OREGON STATE	*of	3	1	1	0	1	0	0	1	0	0	0	0	0	0	1	1	0	0	.455
Feb 23	vs VIRGINIA	*of	5	0	2	0	0	0	0	0	0	0	0	0	0	0	0	6	0	1	.438
Feb 25	TEXAS SOUTHERN	*of	2	1	0	1	0	0	0	2	1	0	0	0	0	0	0	0	0	0	.389
Feb 26	TEXAS SOUTHERN	*of	3	1	0	0	0	0	0	2	0	0	0	0	0	0	0	0	0	1	.333
Feb 28	CSUN	*of	3	1	1	0	0	0	0	1	0	0	0	0	0	0	1	1	0	0	.333
Mar 01	CSUN	*of	3	2	2	0	0	0	0	1	2	0	0	0	0	0	0	3	0	0	.370
Mar 02	CSUN	*of	4	0	0	1	0	0	0	0	1	0	0	0	0	0	1	3	0	0	.323
Mar 04	at DBU	*of	2	0	0	0	0	0	0	1	0	0	0	0	0	0	1	1	0	0	.303
Mar 07	SAM HOUSTON	*of	4	1	2	1	2	0	0	0	0	0	0	0	0	0	0	1	0	0	.324
Mar 09	SAM HOUSTON-1	*of	2	1	2	0	0	0	0	2	0	0	0	0	0	0	0	2	0	0	.359
Mar 09	SAM HOUSTON-2	*of	2	2	0	0	0	0	0	2	2	0	0	0	0	0	0	1	0	0	.341
Mar 12	LOUISIANA TECH	*of	3	1	1	1	0	0	0	1	0	0	0	0	0	0	0	0	0	0	.341
Mar 14	at South Carolina	*of	4	1	2	0	0	0	0	1	0	0	0	0	0	0	1	0	0	0	.354
Mar 15	at South Carolina	*of	2	0	1	0	0	0	0	0	0	0	0	0	0	0	1	0	0	0	.360
Totals		18gs	50	16	18	7	5	0	0	19	8	0	2	0	1	0	6	20	0	2	.360

On base pct. .542 • Slugging pct. .460

#11 Gholston, Jacob - 1 game (All games)

Date	Opponent	Pos	AB	R	H	RBI	2B	3B	HR	BB	SB	CS	HBP	SAC	SF	GDP	K	PO	A	E	Avg
Feb 25	TEXAS SOUTHERN	*p	0	0	0	0	0	0	0	0	0	0	0	0	0	0	0	0	2	0	.000
Totals		1gs	0	0	0	0	0	0	0	0	0	0	0	0	0	0	0	0	2	0	.000

On base pct. .000 • Slugging pct. .000

#11 Gholston, Jacob - 2 appearances (All games)

Date	Opponent	GS	IP	H	R	ER	BB	SO	2B	3B	HR	WP	BK	HBP	IBB	Score	W-L	Sv	ERA	NP
Feb 25	TEXAS SOUTHERN	*	5.0	6	4	4	3	3	1	0	0	1	0	2	0	15-4	1-0	0	7.20	79
Mar 12	LOUISIANA TECH		0.1	2	1	0	1	1	0	0	0	2	0	0	0	9-5	1-0	0	6.75	21
Totals		1	5.1	8	5	4	4	4	1	0	0	3	0	2	0	24-9	1-0	0	6.75	-

#4 Hamlin, Mason - 6 games (All games)

Date	Opponent	Pos	AB	R	H	RBI	2B	3B	HR	BB	SB	CS	HBP	SAC	SF	GDP	K	PO	A	E	Avg
Feb 14	LEHIGH-2	ph	0	1	0	0	0	0	0	1	0	0	0	0	0	0	0	0	0	0	.000
Feb 15	LEHIGH	ph/3b	1	0	0	0	0	0	0	0	0	0	0	0	0	0	0	0	0	0	.000
Feb 25	TEXAS SOUTHERN	ph/3b	1	0	0	0	0	0	0	0	0	0	0	0	0	0	0	0	1	0	.000
Feb 28	CSUN	2b	0	0	0	0	0	0	0	0	0	0	0	0	0	0	0	0	0	0	.000
Mar 01	CSUN	3b	0	0	0	0	0	0	0	0	0	0	0	0	0	0	0	0	0	0	.000
Mar 16	at South Carolina	pr	0	0	0	0	0	0	0	0	0	0	0	0	0	0	0	0	0	0	.000
Totals		0gs	2	1	0	0	0	0	0	1	0	0	0	0	0	0	0	0	1	0	.000

On base pct. .333 • Slugging pct. .000

2025 Oklahoma Baseball  
Individual Game-by-Game for Oklahoma (as of Mar 19, 2025)

#17 Harris, Dasan - 16 games (All games)

Date	Opponent	Pos	AB	R	H	RBI	2B	3B	HR	BB	SB	CS	HBP	SAC	SF	GDP	K	PO	A	E	Avg
Feb 14	LEHIGH-1	*of	3	0	0	0	0	0	0	0	0	0	0	0	0	0	2	1	0	0	.000
Feb 14	LEHIGH-2	pr	0	1	0	0	0	0	0	0	0	0	0	0	0	0	0	0	0	0	.000
Feb 15	LEHIGH	ph/of	1	0	0	0	0	0	0	0	0	0	0	0	0	0	0	0	0	0	.000
Feb 21	vs MINNESOTA	*of	2	0	1	0	1	0	0	0	0	0	0	0	0	0	1	0	0	0	.167
Feb 23	vs VIRGINIA	pr/of	1	0	1	0	0	0	0	0	0	0	0	0	0	0	0	0	0	0	.286
Feb 25	TEXAS SOUTHERN	of	1	0	1	0	0	0	0	0	0	0	0	0	0	0	0	0	0	0	.375
Feb 28	CSUN	of/of	0	0	0	0	0	0	0	0	0	0	0	0	0	0	0	1	0	0	.375
Mar 01	CSUN	of	0	0	0	0	0	0	0	0	0	0	0	0	0	0	0	0	0	0	.375
Mar 02	CSUN	*of	3	0	2	0	0	0	0	0	0	0	0	0	0	0	0	2	0	0	.455
Mar 07	SAM HOUSTON	*of	4	1	2	2	1	0	0	0	0	0	0	0	0	0	2	2	0	0	.467
Mar 09	SAM HOUSTON-1	*of	3	0	1	0	1	0	0	1	1	0	0	0	0	0	1	2	0	0	.444
Mar 12	LOUISIANA TECH	pr/of	0	0	0	0	0	0	0	0	1	0	0	0	0	0	0	0	0	0	.444
Mar 14	at South Carolina	*of	4	1	1	1	0	0	1	0	0	0	0	0	0	0	2	2	0	0	.409
Mar 15	at South Carolina	pr/of	2	2	1	0	0	0	0	1	0	0	0	0	0	0	0	2	0	1	.417
Mar 16	at South Carolina	*of	3	0	0	1	0	0	0	1	0	0	0	0	1	0	1	2	1	0	.370
Mar 18	UT ARLINGTON	*of	5	0	1	0	0	0	0	0	0	0	0	0	0	0	0	0	0	0	.344
Totals		8gs	32	5	11	4	3	0	1	3	2	0	0	0	1	0	9	14	1	1	.344

On base pct. .389 • Slugging pct. .531

#42 Hensley, Reid - 1 game (All games)

Date	Opponent	Pos	AB	R	H	RBI	2B	3B	HR	BB	SB	CS	HBP	SAC	SF	GDP	K	PO	A	E	Avg
Mar 09	SAM HOUSTON-1	p	0	0	0	0	0	0	0	0	0	0	0	0	0	0	0	0	1	0	.000
Totals		0gs	0	0	0	0	0	0	0	0	0	0	0	0	0	0	0	0	1	0	.000

On base pct. .000 • Slugging pct. .000

#42 Hensley, Reid - 7 appearances (All games)

Date	Opponent	GS	IP	H	R	ER	BB	SO	2B	3B	HR	WP	BK	HBP	IBB	Score	W-L	Sv	ERA	NP
Feb 14	LEHIGH-2		1.0	2	1	1	0	2	1	0	0	1	0	0	0	13-3	0-0	0	9.00	11
Feb 25	TEXAS SOUTHERN		2.0	0	0	0	0	3	0	0	0	0	0	0	0	15-4	0-0	0	3.00	27
Feb 28	CSUN		1.0	0	0	0	0	1	0	0	0	0	0	0	0	9-0	0-0	0	2.25	13
Mar 09	SAM HOUSTON-1		1.1	0	0	0	2	2	0	0	0	0	0	0	0	7-3	0-0	1	1.69	33
Mar 12	LOUISIANA TECH		0.2	0	1	0	0	1	0	0	0	0	0	0	0	9-5	0-0	1	1.50	11
Mar 15	at South Carolina		1.0	1	0	0	0	0	0	0	0	0	0	0	0	5-11	0-0	1	1.29	17
Mar 18	UT ARLINGTON		2.0	2	1	1	0	4	0	0	1	0	0	0	0	7-6	1-0	1	2.00	30
Totals		0	9.0	5	3	2	2	13	1	0	1	1	0	0	0	65-32	1-0	1	2.00	-

#48 Hitt, James - 3 games (All games)

Date	Opponent	Pos	AB	R	H	RBI	2B	3B	HR	BB	SB	CS	HBP	SAC	SF	GDP	K	PO	A	E	Avg
Feb 14	LEHIGH-1	p	0	0	0	0	0	0	0	0	0	0	0	0	0	0	0	0	1	0	.000
Mar 01	CSUN	p	0	0	0	0	0	0	0	0	0	0	0	0	0	0	0	0	1	0	.000
Mar 07	SAM HOUSTON	p	0	0	0	0	0	0	0	0	0	0	0	0	0	0	0	0	1	0	.000
Totals		0gs	0	0	0	0	0	0	0	0	0	0	0	0	0	0	0	0	3	0	.000

On base pct. .000 • Slugging pct. .000

#48 Hitt, James - 9 appearances (All games)

Date	Opponent	GS	IP	H	R	ER	BB	SO	2B	3B	HR	WP	BK	HBP	IBB	Score	W-L	Sv	ERA	NP
Feb 14	LEHIGH-1		2.0	2	0	0	1	3	1	0	0	0	0	1	0	11-3	0-0	0	0.00	38
Feb 21	vs MINNESOTA		0.1	1	1	1	0	1	0	0	0	0	0	1	0	3-2	0-0	0	3.86	8
Feb 23	vs VIRGINIA		1.1	0	0	0	1	2	0	0	0	1	0	0	0	5-4	0-0	0	2.45	25
Feb 26	TEXAS SOUTHERN		1.0	0	0	0	0	2	0	0	0	0	0	0	0	5-4	0-0	0	1.93	13
Feb 28	CSUN		1.0	0	0	0	0	3	0	0	0	0	0	0	0	9-0	0-0	0	1.59	11
Mar 01	CSUN		1.0	0	0	0	1	0	0	0	0	0	0	0	0	10-2	0-0	0	1.35	20
Mar 07	SAM HOUSTON		2.0	1	1	1	2	0	0	0	0	0	0	0	0	6-5	0-0	0	2.08	28
Mar 09	SAM HOUSTON-1		1.0	2	0	0	0	0	0	0	0	0	0	0	0	7-3	0-0	0	1.86	16
Mar 14	at South Carolina		0.1	3	2	2	0	0	0	0	0	0	0	1	0	8-5	0-0	0	3.60	13
Totals		0	10.0	9	4	4	5	11	1	0	0	1	0	3	0	64-28	0-0	0	3.60	-

2025 Oklahoma Baseball  
Individual Game-by-Game for Oklahoma (as of Mar 19, 2025)

#3 Hoffman, Christian - 3 games (All games)

Date	Opponent	Pos	AB	R	H	RBI	2B	3B	HR	BB	SB	CS	HBP	SAC	SF	GDP	K	PO	A	E	Avg
Feb 14	LEHIGH-2	ph	1	0	1	1	1	0	0	0	0	0	0	0	0	0	0	0	0	0	1.000
Feb 25	TEXAS SOUTHERN	of	0	0	0	0	0	0	0	0	0	0	0	0	0	0	0	0	0	0	1.000
Mar 12	LOUISIANA TECH	ph	0	0	0	0	0	0	0	1	0	0	0	0	0	0	0	0	0	0	1.000
Totals		0gs	1	0	1	1	1	0	0	1	0	0	0	0	0	0	0	0	0	0	1.000

On base pct. 1.000 • Slugging pct. 2.000

#28 Horton, Brayden - 7 games (All games)

Date	Opponent	Pos	AB	R	H	RBI	2B	3B	HR	BB	SB	CS	HBP	SAC	SF	GDP	K	PO	A	E	Avg
Feb 14	LEHIGH-2	ph/1b	1	0	0	0	0	0	0	0	0	0	0	0	0	0	1	0	0	0	.000
Feb 23	vs VIRGINIA	pr	0	1	0	0	0	0	0	0	0	0	0	0	0	0	0	0	0	0	.000
Feb 25	TEXAS SOUTHERN	ph/of	1	0	0	0	0	0	0	0	0	0	0	0	0	0	0	1	0	0	.000
Feb 28	CSUN	of	0	0	0	0	0	0	0	0	0	0	0	0	0	0	0	0	0	0	.000
Mar 01	CSUN	ph/of	1	0	0	0	0	0	0	0	0	0	0	0	0	0	0	0	0	0	.000
Mar 02	CSUN	*of	2	1	1	0	0	0	0	1	0	0	0	0	0	0	0	0	0	0	.200
Mar 16	at South Carolina	*dh	2	0	0	0	0	0	0	0	0	0	0	0	0	0	0	0	0	0	.143
Totals		2gs	7	2	1	0	0	0	0	1	0	0	0	0	0	0	1	1	0	0	.143

On base pct. .250 • Slugging pct. .143

#31 Johnson, Cameron - 5 games (All games)

Date	Opponent	Pos	AB	R	H	RBI	2B	3B	HR	BB	SB	CS	HBP	SAC	SF	GDP	K	PO	A	E	Avg
Feb 14	LEHIGH-2	*p	0	0	0	0	0	0	0	0	0	0	0	0	0	0	0	1	1	0	.000
Feb 23	vs VIRGINIA	*p	0	0	0	0	0	0	0	0	0	0	0	0	0	0	0	0	1	0	.000
Mar 02	CSUN	*p	0	0	0	0	0	0	0	0	0	0	0	0	0	0	0	0	3	0	.000
Mar 09	SAM HOUSTON-1	*p	0	0	0	0	0	0	0	0	0	0	0	0	0	0	0	0	2	0	.000
Mar 18	UT ARLINGTON	*p	0	0	0	0	0	0	0	0	0	0	0	0	0	0	0	0	1	0	.000
Totals		5gs	0	0	0	0	0	0	0	0	0	0	0	0	0	0	0	1	8	0	.000

On base pct. .000 • Slugging pct. .000

#31 Johnson, Cameron - 6 appearances (All games)

Date	Opponent	GS	IP	H	R	ER	BB	SO	2B	3B	HR	WP	BK	HBP	IBB	Score	W-L	Sv	ERA	NP
Feb 14	LEHIGH-2	*	5.0	2	2	2	5	3	0	0	0	1	0	0	0	13-3	1-0	0	3.60	71
Feb 23	vs VIRGINIA	*	3.0	5	3	2	1	5	0	0	0	0	0	1	0	5-4	1-0	0	4.50	75
Mar 02	CSUN	*	5.1	3	2	2	4	4	1	0	0	0	0	1	0	3-2	1-0	0	4.05	82
Mar 09	SAM HOUSTON-1	*	5.0	4	2	2	2	8	0	0	0	0	0	1	0	7-3	2-0	0	3.93	84
Mar 16	at South Carolina	*	0.0	0	1	1	1	0	0	0	0	0	0	1	0	6-5	2-0	0	4.42	9
Mar 18	UT ARLINGTON	*	1.0	2	3	3	4	1	0	0	0	0	0	1	0	7-6	2-0	0	5.59	41
Totals		6	19.1	16	13	12	17	21	1	0	0	1	0	5	0	41-23	2-0	0	5.59	-

#18 Jones, Gavyn - 3 games (All games)

Date	Opponent	Pos	AB	R	H	RBI	2B	3B	HR	BB	SB	CS	HBP	SAC	SF	GDP	K	PO	A	E	Avg
Feb 15	LEHIGH	p/dh	1	0	1	2	0	0	0	0	0	0	0	0	0	0	0	0	0	0	1.000
Feb 25	TEXAS SOUTHERN	*dh	2	2	2	1	0	0	0	0	0	0	0	0	0	0	0	0	0	0	1.000
Mar 12	LOUISIANA TECH	p	0	0	0	0	0	0	0	0	0	0	0	0	0	0	0	0	1	0	1.000
Totals		1gs	3	2	3	3	0	0	0	0	0	0	0	0	0	0	0	0	1	0	1.000

On base pct. 1.000 • Slugging pct. 1.000

# 2025 Oklahoma Baseball Individual Game-by-Game for Oklahoma (as of Mar 19, 2025)

## #18 Jones, Gavyn - 8 appearances (All games)

Date	Opponent	GS	IP	H	R	ER	BB	SO	2B	3B	HR	WP	BK	HBP	IBB	Score	W-L	Sv	ERA	NP
Feb 15	LEHIGH		1.0	0	0	0	0	1	0	0	0	0	0	0	0	12-1	0-0	0	0.00	12
Feb 23	vs VIRGINIA		2.1	0	0	0	0	1	0	0	0	0	0	0	0	5-4	0-0	0	0.00	33
Feb 28	CSUN		1.0	1	0	0	1	1	0	0	0	0	0	0	0	9-0	0-0	0	0.00	19
Mar 04	at DBU		0.1	3	3	3	0	1	0	0	1	0	0	0	0	0-11	0-0	0	5.79	11
Mar 09	SAM HOUSTON-2		1.1	2	0	0	0	1	0	0	0	0	0	0	0	9-7	1-0	0	4.50	16
Mar 12	LOUISIANA TECH		2.0	2	1	1	0	2	2	0	0	0	0	1	0	9-5	1-0	0	4.50	25
Mar 15	at South Carolina		2.0	3	2	1	0	4	0	0	0	0	0	0	0	5-11	1-0	0	4.50	36
Mar 18	UT ARLINGTON		3.0	1	1	1	0	1	0	0	1	0	0	0	0	7-6	1-0	0	4.15	25
Totals		0	13.0	12	7	6	1	12	2	0	2	0	0	1	0	56-45	1-0	0	4.15	-

## #14 Kircher, Jackson - 1 game (All games)

Date	Opponent	Pos	AB	R	H	RBI	2B	3B	HR	BB	SB	CS	HBP	SAC	SF	GDP	K	PO	A	E	Avg
Mar 12	LOUISIANA TECH	p	0	0	0	0	0	0	0	0	0	0	0	0	0	0	0	0	2	0	.000
Totals		0gs	0	0	0	0	0	0	0	0	0	0	0	0	0	0	0	0	2	0	.000

On base pct. .000 • Slugging pct. .000

## #14 Kircher, Jackson - 4 appearances (All games)

Date	Opponent	GS	IP	H	R	ER	BB	SO	2B	3B	HR	WP	BK	HBP	IBB	Score	W-L	Sv	ERA	NP
Mar 01	CSUN		1.0	2	0	0	0	3	0	0	0	0	0	0	0	10-2	0-0	0	0.00	16
Mar 12	LOUISIANA TECH		1.2	0	0	0	0	0	0	0	0	0	0	0	0	9-5	0-0	0	0.00	16
Mar 15	at South Carolina		0.2	2	1	1	1	0	1	0	0	0	0	0	0	5-11	0-0	0	2.70	16
Mar 18	UT ARLINGTON		0.2	1	0	0	1	1	0	0	0	1	0	0	0	7-6	0-0	0	2.25	17
Totals		0	4.0	5	1	1	2	4	1	0	0	1	0	0	0	31-24	0-0	0	2.25	-

## #22 Mudler, Scott - 12 games (All games)

Date	Opponent	Pos	AB	R	H	RBI	2B	3B	HR	BB	SB	CS	HBP	SAC	SF	GDP	K	PO	A	E	Avg
Feb 14	LEHIGH-2	*c	5	1	1	1	0	0	0	0	0	0	0	0	0	0	1	8	1	0	.200
Feb 15	LEHIGH	*dh	3	0	1	0	0	0	0	0	0	1	0	0	0	0	0	0	0	0	.250
Feb 22	vs OREGON STATE	*c	4	1	1	1	0	0	1	0	0	0	0	0	0	1	1	9	0	0	.250
Feb 23	vs VIRGINIA	*c	3	1	1	1	1	0	0	2	0	0	0	0	0	0	0	13	2	1	.267
Feb 28	CSUN	*dh	3	0	0	0	0	0	0	0	0	0	0	0	0	0	1	0	0	0	.222
Mar 01	CSUN	*c	4	1	1	1	0	0	0	0	0	0	0	0	0	0	0	9	1	0	.227
Mar 04	at DBU	*c	2	0	0	0	0	0	0	0	0	0	0	0	0	0	1	10	1	0	.208
Mar 09	SAM HOUSTON-2	*c	3	1	1	1	0	0	0	0	0	0	0	0	0	0	1	8	1	0	.222
Mar 12	LOUISIANA TECH	*c	2	1	0	1	0	0	0	2	1	0	0	0	0	0	1	12	0	0	.207
Mar 15	at South Carolina	*c	3	1	1	1	0	0	0	1	0	0	0	0	0	0	0	9	0	0	.219
Mar 16	at South Carolina	c	0	0	0	0	0	0	0	0	0	0	0	0	0	0	0	0	0	0	.219
Mar 18	UT ARLINGTON	*c	4	0	2	2	1	1	0	0	0	0	0	0	0	0	1	13	2	0	.250
Totals		11gs	36	7	9	9	2	1	1	5	1	1	0	0	0	1	7	91	8	1	.250

On base pct. .341 • Slugging pct. .444

## #34 Sampson, Beau - 1 game (All games)

Date	Opponent	Pos	AB	R	H	RBI	2B	3B	HR	BB	SB	CS	HBP	SAC	SF	GDP	K	PO	A	E	Avg
Feb 26	TEXAS SOUTHERN	p	0	0	0	0	0	0	0	0	0	0	0	0	0	0	0	0	2	0	.000
Totals		0gs	0	0	0	0	0	0	0	0	0	0	0	0	0	0	0	0	2	0	.000

On base pct. .000 • Slugging pct. .000

## #34 Sampson, Beau - 3 appearances (All games)

Date	Opponent	GS	IP	H	R	ER	BB	SO	2B	3B	HR	WP	BK	HBP	IBB	Score	W-L	Sv	ERA	NP
Feb 26	TEXAS SOUTHERN		2.0	1	0	0	2	1	0	0	0	0	0	0	0	5-4	0-0	0	0.00	32
Mar 04	at DBU		0.1	0	0	0	2	1	0	0	0	0	0	0	0	0-11	0-0	0	0.00	18
Mar 12	LOUISIANA TECH		1.1	1	1	1	2	3	1	0	0	0	0	0	0	9-5	1-0	0	2.45	37
Totals		0	3.2	2	1	1	6	5	1	0	0	0	0	0	0	14-20	1-0	0	2.45	-

2025 Oklahoma Baseball  
Individual Game-by-Game for Oklahoma (as of Mar 19, 2025)

#16 Tockey, Dayton - 18 games (All games)

Date	Opponent	Pos	AB	R	H	RBI	2B	3B	HR	BB	SB	CS	HBP	SAC	SF	GDP	K	PO	A	E	Avg
Feb 14	LEHIGH-1	*1b	4	2	2	1	0	0	1	1	2	0	0	0	0	0	0	6	0	0	.500
Feb 14	LEHIGH-2	*1b	3	0	0	1	0	0	0	0	0	0	0	0	1	0	3	7	0	0	.286
Feb 15	LEHIGH	*1b	1	0	0	0	0	0	0	1	0	0	0	0	0	0	1	3	0	0	.250
Feb 21	vs MINNESOTA	*1b	4	0	0	0	0	0	0	0	0	0	0	0	0	0	1	5	0	0	.167
Feb 22	vs OREGON STATE	*1b	1	0	0	0	0	0	0	3	0	1	0	0	0	0	1	10	1	0	.154
Feb 23	vs VIRGINIA	ph/1b	2	0	2	1	0	0	0	0	0	0	0	0	0	0	0	2	0	0	.267
Feb 25	TEXAS SOUTHERN	*1b	2	1	1	0	0	0	0	1	1	0	0	0	0	0	0	7	0	0	.294
Feb 26	TEXAS SOUTHERN	*1b	4	1	2	1	1	0	0	0	0	0	0	0	0	0	0	9	0	0	.333
Feb 28	CSUN	*1b	4	0	2	1	0	0	0	0	0	0	0	0	0	0	0	7	1	0	.360
Mar 01	CSUN	*1b	4	3	4	2	0	1	0	0	0	0	0	0	0	0	0	6	0	0	.448
Mar 02	CSUN	*1b	3	0	0	0	0	0	0	1	0	0	0	0	0	0	3	13	0	1	.406
Mar 04	at DBU	*1b	2	0	0	0	0	0	0	0	0	0	0	0	0	0	1	5	0	0	.382
Mar 07	SAM HOUSTON	*1b	4	1	0	0	0	0	0	0	0	0	0	0	0	0	0	6	0	0	.342
Mar 09	SAM HOUSTON-1	*1b	4	1	1	1	1	0	0	0	0	0	0	0	0	0	2	4	2	0	.333
Mar 12	LOUISIANA TECH	*1b	4	1	1	1	0	0	0	0	1	0	0	0	0	0	1	8	0	0	.326
Mar 14	at South Carolina	*1b	4	1	2	2	0	0	1	0	0	1	0	0	1	0	1	8	0	0	.340
Mar 16	at South Carolina	*1b	3	0	0	0	0	0	0	2	0	0	0	0	0	0	1	5	0	0	.321
Mar 18	UT ARLINGTON	*1b	3	2	2	2	1	0	1	1	0	0	0	0	0	0	1	7	0	0	.339
Totals		17gs	56	13	19	13	3	1	3	10	4	2	0	0	2	0	16	118	4	1	.339

On base pct. .426 • Slugging pct. .589

#27 Victorian, Landon - 1 game (All games)

Date	Opponent	Pos	AB	R	H	RBI	2B	3B	HR	BB	SB	CS	HBP	SAC	SF	GDP	K	PO	A	E	Avg
Feb 26	TEXAS SOUTHERN	*p	0	0	0	0	0	0	0	0	0	0	0	0	0	0	0	0	1	0	.000
Totals		1gs	0	0	0	0	0	0	0	0	0	0	0	0	0	0	0	0	1	0	.000

On base pct. .000 • Slugging pct. .000

#27 Victorian, Landon - 1 appearance (All games)

Date	Opponent	GS	IP	H	R	ER	BB	SO	2B	3B	HR	WP	BK	HBP	IBB	Score	W-L	Sv	ERA	NP
Feb 26	TEXAS SOUTHERN	*	2.0	3	0	0	1	1	0	0	0	0	0	0	0	5-4	0-0	0	0.00	38
Totals		1	2.0	3	0	0	1	1	0	0	0	0	0	0	0	5-4	0-0	0	0.00	-

#1 Walk, Jason - 19 games (All games)

Date	Opponent	Pos	AB	R	H	RBI	2B	3B	HR	BB	SB	CS	HBP	SAC	SF	GDP	K	PO	A	E	Avg
Feb 14	LEHIGH-1	*of	5	0	1	1	0	0	0	0	0	0	0	0	0	0	0	1	0	0	.200
Feb 14	LEHIGH-2	*of	6	2	3	1	0	0	0	0	2	0	0	0	0	0	2	3	0	0	.364
Feb 15	LEHIGH	*of	3	3	3	0	1	0	0	1	0	1	0	0	0	0	0	1	0	0	.500
Feb 21	vs MINNESOTA	*of	4	1	1	0	1	0	0	1	1	0	0	0	0	0	1	2	0	0	.444
Feb 22	vs OREGON STATE	*of	3	1	1	0	0	0	0	2	0	1	0	0	0	0	1	1	0	0	.429
Feb 23	vs VIRGINIA	*of	4	0	1	1	1	0	0	1	0	0	0	0	0	0	1	3	0	0	.400
Feb 25	TEXAS SOUTHERN	*of	3	2	1	2	1	0	0	1	0	0	0	0	0	0	0	1	0	0	.393
Feb 26	TEXAS SOUTHERN	*of	4	0	2	0	0	0	0	1	0	1	0	0	0	0	0	1	0	0	.406
Feb 28	CSUN	*of	3	2	1	1	0	0	1	1	1	0	0	0	0	0	0	1	0	0	.400
Mar 01	CSUN	*of	3	1	2	2	1	0	0	1	3	0	0	1	0	0	0	1	0	0	.421
Mar 04	at DBU	*of	2	0	1	0	0	0	0	1	0	0	0	0	0	0	0	1	0	0	.425
Mar 07	SAM HOUSTON	*of	4	0	2	0	1	0	0	0	0	0	0	0	0	0	0	0	0	0	.432
Mar 09	SAM HOUSTON-1	*of	4	1	0	0	0	0	0	1	0	0	0	0	0	0	0	1	0	1	.396
Mar 09	SAM HOUSTON-2	*of	4	1	1	2	0	0	0	0	0	0	0	0	0	0	0	2	0	0	.385
Mar 12	LOUISIANA TECH	*of	4	0	0	1	0	0	0	0	0	0	0	0	0	0	1	6	0	0	.357
Mar 14	at South Carolina	*of	3	2	1	0	0	0	0	1	0	0	1	0	0	0	0	2	0	0	.356
Mar 15	at South Carolina	*of	4	0	1	0	0	0	0	1	0	1	0	0	0	0	1	2	0	0	.349
Mar 16	at South Carolina	*of	2	1	1	1	0	0	1	2	0	1	1	1	0	0	0	5	0	0	.354
Mar 18	UT ARLINGTON	*of	4	2	2	1	0	0	1	1	0	0	0	0	0	0	1	2	0	0	.362
Totals		19gs	69	19	25	13	6	0	3	16	7	5	2	2	0	0	8	36	0	1	.362

On base pct. .494 • Slugging pct. .580

2025 Oklahoma Baseball  
Individual Game-by-Game for Oklahoma (as of Mar 19, 2025)

#5 Willis, Dawson - 20 games (All games)

Date	Opponent	Pos	AB	R	H	RBI	2B	3B	HR	BB	SB	CS	HBP	SAC	SF	GDP	K	PO	A	E	Avg
Feb 14	LEHIGH-1	*3b	4	1	0	2	0	0	0	0	0	0	0	1	0	0	0	0	1	0	.000
Feb 14	LEHIGH-2	*3b	5	1	1	1	0	0	0	0	1	0	0	0	0	0	2	0	3	0	.111
Feb 15	LEHIGH	*3b/ss	3	1	2	2	1	0	0	1	0	0	0	0	0	0	0	0	0	0	.250
Feb 21	vs MINNESOTA	*3b	2	0	0	0	0	0	0	0	0	0	1	1	0	0	2	1	2	0	.214
Feb 22	vs OREGON STATE	*3b	2	0	0	0	0	0	0	1	0	0	0	1	0	0	0	0	1	0	.188
Feb 23	vs VIRGINIA	*3b	5	0	1	0	0	0	0	0	0	0	0	0	0	1	1	0	2	0	.190
Feb 25	TEXAS SOUTHERN	*3b/ss	4	0	2	1	0	0	0	0	0	0	0	0	0	0	1	0	1	0	.240
Feb 26	TEXAS SOUTHERN	*3b	3	0	1	1	0	0	0	0	3	0	1	0	0	0	0	1	1	0	.250
Feb 28	CSUN	*3b	4	0	0	0	0	0	0	0	0	0	0	0	0	0	3	0	0	0	.219
Mar 01	CSUN	*3b/ss	4	1	2	2	1	0	0	0	1	0	0	0	0	0	1	0	2	0	.250
Mar 02	CSUN	*3b	3	1	1	1	1	0	0	0	0	0	0	0	0	0	1	0	2	0	.256
Mar 04	at DBU	*3b	2	0	0	0	0	0	0	0	0	0	0	0	0	0	2	0	1	0	.244
Mar 07	SAM HOUSTON	*3b	4	1	1	0	0	0	0	0	1	0	0	0	0	0	1	0	1	0	.244
Mar 09	SAM HOUSTON-1	*3b	4	1	2	2	1	0	1	0	1	0	0	0	0	0	2	0	0	0	.265
Mar 09	SAM HOUSTON-2	*3b	3	1	1	1	1	0	0	0	0	0	0	0	0	0	1	1	0	1	.269
Mar 12	LOUISIANA TECH	*3b	3	0	0	1	0	0	0	0	0	0	0	0	1	0	1	0	0	1	.255
Mar 14	at South Carolina	*3b	3	1	1	1	0	0	1	1	0	0	0	0	0	0	1	0	1	0	.259
Mar 15	at South Carolina	*3b	4	0	0	0	0	0	0	0	0	0	0	0	0	0	3	1	3	0	.242
Mar 16	at South Carolina	*3b	4	1	0	0	0	0	0	1	0	0	0	0	0	0	1	0	3	2	.227
Mar 18	UT ARLINGTON	*3b	4	0	0	0	0	0	0	0	0	0	0	0	0	0	0	0	3	0	.214
Totals		20gs	70	10	15	15	5	0	2	4	7	0	2	3	1	1	23	4	27	4	.214

On base pct. .273 • Slugging pct. .371

#7 Willits, Jaxon - 20 games (All games)

Date	Opponent	Pos	AB	R	H	RBI	2B	3B	HR	BB	SB	CS	HBP	SAC	SF	GDP	K	PO	A	E	Avg
Feb 14	LEHIGH-1	*ss	3	3	1	1	0	0	1	2	1	0	0	0	0	0	0	3	2	1	.333
Feb 14	LEHIGH-2	*ss	3	2	0	0	0	0	0	2	1	0	0	0	0	0	1	1	2	0	.167
Feb 15	LEHIGH	*ss	3	2	2	2	1	0	0	0	0	0	0	0	1	0	0	1	2	0	.333
Feb 21	vs MINNESOTA	*ss	5	1	1	0	0	0	0	0	0	0	0	0	0	0	1	1	1	0	.286
Feb 22	vs OREGON STATE	*ss	5	1	1	1	0	0	0	0	0	0	0	0	0	1	2	0	2	0	.263
Feb 23	vs VIRGINIA	*ss	5	1	1	1	0	0	1	0	0	0	0	0	0	0	2	0	2	0	.250
Feb 25	TEXAS SOUTHERN	*ss	4	2	2	4	0	1	1	0	0	0	0	0	0	1	0	0	4	0	.286
Feb 26	TEXAS SOUTHERN	*ss	4	1	0	0	0	0	0	0	1	0	0	0	0	0	0	1	3	2	.250
Feb 28	CSUN	*ss	3	1	0	0	0	0	0	1	1	0	0	0	0	0	0	1	1	0	.229
Mar 01	CSUN	*ss	5	1	2	1	0	0	0	0	0	0	0	0	0	0	1	2	1	1	.250
Mar 02	CSUN	*ss	3	1	1	0	0	0	0	1	0	0	0	0	0	0	0	2	1	1	.256
Mar 04	at DBU	*ss	3	0	0	0	0	0	0	0	0	0	0	0	0	1	2	0	2	0	.239
Mar 07	SAM HOUSTON	*ss	4	1	1	1	1	0	0	0	0	0	0	0	0	0	0	3	2	0	.240
Mar 09	SAM HOUSTON-1	*ss	4	1	1	1	0	0	1	0	0	0	0	0	0	0	0	1	2	0	.241
Mar 09	SAM HOUSTON-2	*ss	3	0	0	2	0	0	0	0	0	0	0	0	1	0	0	3	1	0	.228
Mar 12	LOUISIANA TECH	*ss	4	3	3	1	0	0	0	0	2	0	0	0	0	0	1	0	3	0	.262
Mar 14	at South Carolina	*ss	4	1	1	1	1	0	0	1	0	0	0	0	0	0	1	2	3	0	.262
Mar 15	at South Carolina	*ss	4	1	3	2	0	0	1	1	0	0	0	0	0	0	0	2	4	0	.290
Mar 16	at South Carolina	*ss	5	2	1	0	0	0	0	1	0	0	0	0	0	0	1	0	2	0	.284
Mar 18	UT ARLINGTON	*ss	4	3	4	1	0	1	1	0	0	0	0	0	0	0	0	0	3	0	.321
Totals		20gs	78	28	25	19	3	2	6	10	5	0	0	0	2	3	13	25	42	3	.321

On base pct. .389 • Slugging pct. .641

#26 Witherspoon, Kyson - 3 games (All games)

Date	Opponent	Pos	AB	R	H	RBI	2B	3B	HR	BB	SB	CS	HBP	SAC	SF	GDP	K	PO	A	E	Avg
Feb 14	LEHIGH-1	*p	0	0	0	0	0	0	0	0	0	0	0	0	0	0	0	0	1	0	.000
Feb 28	CSUN	*p	0	0	0	0	0	0	0	0	0	0	0	0	0	0	0	2	1	0	.000
Mar 07	SAM HOUSTON	*p	0	0	0	0	0	0	0	0	0	0	0	0	0	0	0	0	0	1	.000
Totals		3gs	0	0	0	0	0	0	0	0	0	0	0	0	0	0	0	2	2	1	.000

On base pct. .000 • Slugging pct. .000

2025 Oklahoma Baseball  
Individual Game-by-Game for Oklahoma (as of Mar 19, 2025)

#26 Witherspoon, Kyson - 5 appearances (All games)

Date	Opponent	GS	IP	H	R	ER	BB	SO	2B	3B	HR	WP	BK	HBP	IBB	Score	W-L	Sv	ERA	NP
Feb 14	LEHIGH-1	*	5.0	2	3	2	2	9	0	0	0	0	0	0	0	11-3	1-0	0	3.60	90
Feb 21	vs MINNESOTA	*	7.0	3	1	1	0	12	0	0	1	1	0	0	0	3-2	2-0	0	2.25	90
Feb 28	CSUN	*	6.0	5	0	0	1	7	1	1	0	0	0	1	0	9-0	3-0	0	1.50	97
Mar 07	SAM HOUSTON	*	5.0	1	1	0	2	12	0	0	0	0	0	1	0	6-5	4-0	0	1.17	92
Mar 14	at South Carolina	*	5.1	6	3	3	1	7	0	1	0	0	0	1	0	8-5	5-0	0	1.91	95
Totals		5	28.1	17	8	6	6	47	1	2	1	1	0	3	0	37-15	5-0	0	1.91	-

#25 Witherspoon, Malachi - 4 games (All games)

Date	Opponent	Pos	AB	R	H	RBI	2B	3B	HR	BB	SB	CS	HBP	SAC	SF	GDP	K	PO	A	E	Avg
Feb 15	LEHIGH	*p	0	0	0	0	0	0	0	0	0	0	0	0	0	0	0	1	1	0	.000
Feb 22	vs OREGON STATE	*p	0	0	0	0	0	0	0	0	0	0	0	0	0	0	0	2	1	0	.000
Mar 01	CSUN	*p	0	0	0	0	0	0	0	0	0	0	0	0	0	0	0	1	1	1	.000
Mar 09	SAM HOUSTON-2	*p	0	0	0	0	0	0	0	0	0	0	0	0	0	0	0	1	1	0	.000
Totals		4gs	0	0	0	0	0	0	0	0	0	0	0	0	0	0	0	5	4	1	.000

On base pct. .000 • Slugging pct. .000

#25 Witherspoon, Malachi - 5 appearances (All games)

Date	Opponent	GS	IP	H	R	ER	BB	SO	2B	3B	HR	WP	BK	HBP	IBB	Score	W-L	Sv	ERA	NP
Feb 15	LEHIGH	*	5.0	3	1	1	2	6	1	0	0	0	0	0	0	12-1	1-0	0	1.80	76
Feb 22	vs OREGON STATE	*	4.1	3	2	2	4	3	0	0	1	2	0	1	0	8-4	1-0	0	2.89	88
Mar 01	CSUN	*	5.0	6	1	0	1	4	1	0	0	0	0	0	0	10-2	2-0	0	1.88	99
Mar 09	SAM HOUSTON-2	*	3.2	5	5	5	4	4	0	0	1	1	0	1	0	9-7	2-0	0	4.00	88
Mar 15	at South Carolina	*	4.0	7	6	6	3	5	2	0	2	0	0	1	0	5-11	2-1	0	5.73	77
Totals		5	22.0	24	15	14	14	22	4	0	4	3	0	3	0	44-25	2-1	0	5.73	-

## 2025 OKLAHOMA SOONERS



**#1 JASON WALK**  
INF/OF • So.



**#2 EASTON CARMICHAEL**  
C • Jr.



**#3 CHRISTIAN HOFFMAN**  
OF • Jr.



**#4 MASON HAMLIN**  
INF • Jr.



**#5 DAWSON WILLIS**  
INF • Jr.



**#6 KYLE BRANCH**  
INF • Fr.



**#7 JAXON WILLITS**  
INF • So.



**#8 TAYLOR TATUM**  
OF • Fr.



**#9 BRANDON CAIN**  
INF/OF • Jr.



**#11 JACOB GHOLSTON**  
RHP • So.



**#12 RYLEY LEININGER**  
INF • Fr.



**#14 JACKSON KIRCHER**  
RHP/OF • Fr.



**#16 DAYTON TOCKEY**  
INF • Jr.



**#17 DASAN HARRIS**  
OF • So.




**#18 GAVYN JONES**  
LHP/OF • So.




**#20 TREY GAMBILL**  
OF • Jr.




**#21 DREW DICKINSON**  
INF/OF • Fr.




**#22 SCOTT MUDLER**  
C • Sr.



**#23 CADE CROSSLAND**  
LHP • Jr.



**#25 MALACHI WITHERSPOON**  
RHP • Jr.



**#26 KYSON WITHERSPOON**  
RHP • Jr.




**#27 LANDON VICTORIAN**  
RHP • Fr.



**#28 BRAYDEN HORTON**  
1B/OF • Jr.



**#29 JADEN BARFIELD**  
LHP • Fr.



**#30 MICHAEL CATALANO**  
RHP • Fr.



**#31 CAMERON JOHNSON**  
LHP • So.



**#32 DYLAN TATE**  
RHP • Jr.



**#33 BERKELEY RODDY**  
RHP • Fr.



**#34 BEAU SAMPSON**  
LHP • So.




**#35 JASON BODIN**  
RHP • So.




**#36 GRANT STEVENS**  
LHP • Gr.



**#37 MITCH HAYTHORN**  
RHP • Fr.



**#39 COLE HANSEN**  
C • Fr.



**#40 SAM CHRISTIANSEN**  
INF/OF • R-So.



**#41 REID GRAHAM**  
INF • Fr.




**#42 REID HENSLEY**  
RHP • Sr.



**#43 DYLAN CROOKS**  
RHP • Sr.



**#45 JORDAN STRIBLING**  
LHP • Fr.



**#48 JAMES HITT**  
LHP • Sr.



**#54 NATE SMITHBURG**  
LHP • Jr.



**#58 JAMES NESTA**  
RHP • R-Fr.



**SKIP JOHNSON**  
Head Coach



**REGGIE WILLITS**  
Assoc. Head Coach



**TODD BUTLER**  
Assistant Coach



**RUSSELL RALEY**  
Assistant Coach