

THE MATCHUP

GAMES 34-36

APRIL 10-12 • DUDY NOBLE FIELD (15,000+) • STARKVILLE, MISS. • SEC NETWORK+ • VOL NETWORK

TENNESSEE VOLUNTEERS
(RECORD: 21-12 | 4-8 SEC)



Head Coach:
Josh Elander
Career Record:
21-12 (1st year)
Record at UT:
Same
Rankings:
D1B: - | USAT: - | BA: -
NCBWA: RV | PG: -

MISSISSIPPI STATE BULLDOGS
(RECORD: 26-7 | 7-5 SEC)



Head Coach:
Brian O'Connor
Career Record:
943-395-2 (23rd year)
Record at MSU:
26-7 (1st year)
Rankings:
D1B: 9 | USAT: 8 | BA: 9
NCBWA: 8 | PG: 8

TEAM STATS

	No.	NCAA	SEC
Batting Average:	.264	184	14
Runs/Game:	6.7	139	13
Hits:	294	114	10
Home Runs:	53	22	6
Stolen Bases:	24	256	15
ERA:	4.12	33	9
WHIP:	1.18	5	3
Fielding Pct:	.984	5	1

*Games through April 7

TEAM STATS

	No.	NCAA	SEC
Batting Average:	.327	6	2
Runs/Game:	9.2	14	3
Hits:	362	8	2
Home Runs:	54	21	5
Stolen Bases:	46	111	7
ERA:	3.40	8	3
WHIP:	1.19	8	4
Fielding Pct:	.979	30	5

*Games through April 7

PROJECTED STARTING PITCHERS

G1: #18 Landon Mack - So. - RHP

App/GS: 8/8 | WHIP: 1.39
Record: 3-2 | K: 58
IP: 44.0 | BB: 17
ERA: 3.48 | Opp. Avg: .260

G2: #21 Tegan Kuhns - So. - RHP

App/GS: 8/7 | WHIP: 1.17
Record: 1-3 | K: 47
IP: 39.1 | BB: 8
ERA: 3.89 | Opp. Avg: .247

G3: #11 Evan Blanco - Sr. - LHP

App/GS: 8/8 | WHIP: 1.16
Record: 2-2 | K: 52
IP: 42.1 | BB: 18
ERA: 3.83 | Opp. Avg: .200

SERIES HISTORY: VOLS - BULLDOGS

Overall: MSU leads, 60-38

in Knoxville: MSU leads, 20-19

in Starkville: MSU leads, 37-15

at Neutral Sites: UT leads, 4-3

Last 10 Meetings: UT leads, 9-1

Last Five Meetings (5-0)

Date	Result	Location
5/24/24 (SECT)	UT 6, MSU 5	Hoover, Ala.
4/29/23	UT 13, MSU 2 (7)	Knoxville
4/28/23	UT 12, MSU 8	Knoxville
4/27/23	UT 8, MSU 7	Knoxville
5/21/22	UT 10, MSU 5	Starkville

LEADING OFF

VOLS VS. BULLDOGS AT THE DUDE

Tennessee heads to college baseball's most iconic venue this weekend for a big series against No. 9 Mississippi State at Dudy Noble Field. A major opportunity awaits the Vols as they look to turn the ship around after a slow start to conference play. UT has won eight straight against the Bulldogs dating back to 2021, including a series sweep during their last visit to Starkville in 2022.

APPENZELLER DOES IT AGAIN

Freshman **Cam Appenzeller** continued his string of dominant performances in last Saturday's 4-1 victory over LSU. The talented left-hander pitched five scoreless innings of relief, allowing a softly-hit single to the first batter he faced before retiring 15 straight Tigers to end the game. Appenzeller has yet to allow a run in 18.1 innings pitched during conference play, surrendering just nine hits and one walk while striking out 19 in four SEC appearances.

GRIMMER IN A GROOVE

Redshirt sophomore utility man **Blake Grimmer** is coming off his best week of the season, leading the Vols with a .385 batting average, six runs, two homers, four RBIs and 12 total bases in four games last week. The sweet swinging lefty continued his torrid stretch with four RBIs and his first-career multi-homer game in Tuesday's win over Northern Kentucky. Grimmer has four long balls in his last four games and ranks third on the team with seven this season.

LAST TIME OUT

The Vols improved to 9-0 in midweek games this season with a 12-6 win over Northern Kentucky on Tuesday night. The Vols hit four home runs and used a six-run eighth inning to break open a 6-6 game late.

BROADCAST INFO

TV/STREAM:



Talent (Sun.)
Bart Gregory (PxP)
Charlie Winfield (Analyst)

RADIO / AUDIO STREAM:



Vol Network (FM 99.1 | AM 990)
UTSports.com // UT Athletics App

Talent:
John Wilkerson

2026 SCHEDULE

RECORD

21-12

SEC	4-8
NON-CONFERENCE	17-4
HOME	18-6
AWAY	1-5
NEUTRAL	2-1
STREAK	W1

DATE	OPPONENT (TV)	TIME/RESULT
2/13	Nicholls	W, 10-0 (8)
2/14 (DH)	Nicholls	W, 5-1
2/14 (DH)	Nicholls	W, 12-2 (7)
2/17	UNC Asheville	W, 10-3
2/20	Kent State	W, 4-3
2/21	Kent State	L, 2-1
2/22	Kent State	L, 9-5
2/24	Bellarmine	W, 8-3
2/27	vs. #1 UCLA ¹	L, 12-5
2/28	vs. Arizona State ¹	W, 5-3
3/1	vs. Virginia Tech ¹	W, 3-1
3/3	ETSU	W, 7-1
3/4	Oakland	W, 11-2
3/6	Wright State	W, 4-3
3/7	Wright State	W, 5-4
3/8	Wright State	L, 6-0
3/10	Tennessee Tech	W, 20-2 (7)
3/13	@ #8 Georgia*	W, 7-4
3/14	@ #8 Georgia* (SECN)	L, 4-2
3/15	@ #8 Georgia*	L, 8-7
3/17	Eastern Kentucky	W, 10-3
3/20	Missouri*	L, 8-4
3/21	Missouri*	W, 4-2
3/22	Missouri*	W, 7-1
3/24	USC Upstate	W, 4-2
3/27	@ Vanderbilt* (ESPNU)	L, 3-2 (10)
3/28	@ Vanderbilt* (SECN)	L, 6-5 (16)
3/29	@ Vanderbilt* (ESPNU)	L, 16-15
3/31	Austin Peay	W, 13-4
4/3	LSU* (SECN)	L, 7-5
4/4	LSU* (ESPNU)	W, 4-1
4/5	LSU*	L, 16-6 (12)
4/7	Northern Kentucky	W, 12-6
4/10	@ #9 Miss. State*	7 pm
4/11	@ #9 Miss. State*	7 pm
4/12	@ #9 Miss. State*	2 pm
4/14	UNC Asheville	6 pm
4/17	Ole Miss*	6:30 pm
4/18	Ole Miss*	6 pm
4/19	Ole Miss*	1 pm
4/21	Lipscomb	6 pm
4/23	Alabama* (ESPNU)	7 pm
4/24	Alabama*	6:30 pm
4/25	Alabama*	1 pm
4/28	West Georgia	6 pm
5/1	@ Kentucky*	6:30 pm
5/2	@ Kentucky*	2 pm
5/3	@ Kentucky*	1 pm
5/5	Presbyterian	6 pm
5/8	Texas*	6:30 pm
5/9	Texas*	6 pm
5/10	Texas* (ESPNU)	12 pm
5/12	Belmont	5 pm
5/14	@ Oklahoma*	7:30 pm
5/15	@ Oklahoma*	7:30 pm
5/16	@ Oklahoma*	3 pm
5/19-24	SEC Tournament ² (SECN)	

* Southeastern Conference game

1 - Amegy Bank College Baseball Series (Globe Life Field - Arlington, Texas)

2 - SEC Tournament (Hoover Met - Hoover, Ala.)

All times Eastern & Subject to Change

[FOLLOW THE VOLS:



@VOL_BASEBALL



TENNESSEE BASEBALL]

MEDIA INFORMATION

CREDENTIALS

Media credentials will be issued to members of the working media only. Children and other non-workers will be prohibited. Requests for credentials should be made by calling or emailing **Sean Barows** at least 24 hours prior to game time. All credentials can be claimed at the ticket will call window at the entrance of the stadium.

INTERVIEW POLICY

Tennessee Head Coach **Josh Elander** and select student-athletes will be available to meet working members of the media inside the field level media room located underneath the third-base concourse following each game at Lindsey Nelson Stadium. Media members are not permitted in the locker room or clubhouse area at anytime.

Interviews with visiting team members may be done on the field, subject to the policy of the visiting team's communications representative.

PHOTOGRAPHERS/TV

UT issued media credentials are required for all photographers and television media.

Photo wells are located at the end of both dugouts. Photographers and videographers are welcome to shoot from these locations as well as from the concourse as long as they are not blocking the view of spectators.

Non-team affiliated photographers/videographers **are not** be permitted the dugouts at any time. Media may shoot from the warning track along the backstop during pregame and between innings, but must return to the approved shooting areas prior to play resuming.

PRESS BOX

The Lindsey Nelson Stadium press box is for working members of the media only. The press box includes space for working members of the media, team representatives and game operations personnel. Also located on the press level are two radio booths, a television booth and a workroom with overflow seating. Admission to the press box is by credential only.

Updated cumulative statistics, game notes and team rosters will be available in the press box at each home game. A final box score will be distributed at the completion of each game. Stat Broadcast live stats links for each game are available at UTStats.com.

An official scorer is assigned to all home games, and **Sean Barows** will keep media informed of all scoring decisions, notable facts and records.

INTERNET/WIFI

Password protected high-speed wireless Internet (ut-press) is available throughout Lindsey Nelson Stadium. Information on how to connect to ut-press can be found on the place cards at each seat. There are also multiple Ethernet connections available in the press box and radio booths.

STRATEGIC COMMUNICATIONS INFO

Overnight Mail Address
1551 Lake Loudoun Blvd.
Anderson Training Center, Ground Floor
Knoxville, TN 37996

Sean Barows
Associate Director of Strategic Communications
Office Phone: 865-974-7478
Cell Phone: 561-312-9432
Email: sbarows@tennessee.edu

FOLLOW ONLINE

Website
UTSports.com/sports/baseball
X, Instagram & TikTok
[@Vol_Baseball](https://www.instagram.com/Vol_Baseball)
Facebook
[Facebook.com/VolBaseball](https://www.facebook.com/VolBaseball)

TENNESSEE NUMERICAL ROSTER

No.	Name	Pos.	Cl.	B/T	Ht.	Wt.	Hometown/High School/Previous Schools
1	Blaine Brown	OF/LHP	So.	L/L	6-5	207	Houston, Texas/Shadow Creek/Rice
2	Ariel Antigua	INF	Jr.	R/R	5-8	185	Lake Worth, Fla./Trinity Christian Academy
4	Manny Marin	INF	So.	R/R	6-1	184	Hialeah, Fla./Westminster Christian School
5	Garrett Wright	C/OF	Jr.	R/R	6-0	193	Massillon, Ohio/Jackson/Bowling Green
6	Brady Frederick	RHP	Jr.	R/R	5-11	200	Knoxville, Tenn./Bearden/ETSU
7	Mark Hindy	LHP	Gr.	L/L	6-4	230	Essex Falls, N.J./Seton Hall Prep/William & Mary/Duke
8	Jay Abernathy	OF/INF	So.	L/R	5-10	188	Acworth, Ga./North Cobb
9	Henry Ford	INF/OF	Jr.	R/R	6-5	225	Charlottesville, Va./Baylor School (TV)/Virginia
11	Evan Blanco	LHP	Sr.	L/L	6-0	210	Woburn, Mass./Austin Preparatory/Virginia
12	Evan Hankins	INF	Fr.	L/L	6-5	228	Bristol, Va./Miller School of Albemarle
13	Reese Chapman	OF	Sr.	L/R	6-1	225	Parker, Colo./Grandview
14	Blake Grimmer	UTL	R-So.	L/R	6-3	208	Spring Lake, Mich./Orchard Lake St. Mary's Prep
15	Hunter High	OF/INF	Jr.	L/R	6-0	205	Crieve Hall, Tenn./Lipscomb Academy
16	Levi Clark	UTL	So.	R/R	6-1	217	Marietta, Ga./Walton
17	Nate Eisfelder	OF	Fr.	R/R	6-2	216	Johnson City, Tenn./IMG Academy (FL)
18	Landon Mack	RHP	So.	S/R	6-1	212	Columbus, N.J./Bishop Eustace/Rutgers
19	Cam Appenzeller	LHP	Fr.	L/L	6-5	195	Chatham, Ill./Glenwood
20	Tyler Myatt	INF/OF	R-So.	L/R	6-0	205	Tazewell, Tenn./Claiborne/Walters State CC (TN)
21	Tegan Kuhns	RHP	So.	S/R	6-3	193	Gettysburg, Pa./Gettysburg Area
25	Brandon Arvidson	LHP	R-Jr.	R/L	6-5	217	Dripping Springs, Texas/Dripping Springs/San Jacinto Coll. (TX)
26	Chris Newstrom	INF/OF	So.	R/R	6-2	212	Scottsdale, Ariz./Chaparral
27	Stone Lawless	C	R-So.	R/R	6-2	222	Huntsville, Ala./Huntsville
28	Hutson Chance	OF/INF	Fr.	L/R	6-3	215	Brentwood, Tenn./Christ Presbyterian Academy
29	Taylor Tracey	OF/LHP	Fr.	R/L	6-6	205	Austin, Texas/Dripping Springs
30	Trent Grindlinger	C	Fr.	R/R	6-3	211	Huntington Beach, Calif./Huntington Beach
31	Finley Bates	INF	Jr.	R/R	5-10	180	Castle Rock, Colo./Douglas County/San Diego State
32	Ethan Moore	INF	Fr.	S/R	6-0	203	River Forest, Ill./Oak Park & River Forest
33	Bo Rhudy	RHP	Jr.	R/R	6-4	230	Chickamauga, Ga./Gordon Lee/Kennesaw State
34	Brayden Krenzle	RHP	So.	R/R	6-3	226	Dublin, Ohio/Dublin Jerome
35	Cash Williams	C/OF	Fr.	R/R	6-1	201	Choctaw, Okla./Choctaw
36	Sawyer Deering	RHP	Fr.	R/R	6-0	198	Kimberly, Wis./Kimberly
37	Ari Bethea	RHP	Fr.	R/R	6-0	206	Collierville, Tenn./Collierville
38	Ethan Baiotto	RHP	Fr.	R/R	6-3	216	Southlake, Texas/Southlake Carroll
40	Jackson Estes	LHP	Fr.	L/L	6-3	220	North Little Rock, Ark./North Little Rock
42	Will Haas	LHP	Fr.	L/L	6-1	200	Rockford, Minn./Rockford
44	Nic Abraham	RHP	So.	L/R	6-5	218	Elk Grove, Calif./Franklin
46	Jax Bishop	RHP	Fr.	R/R	6-2	180	Rome, Ga./Baylor School (TN)
48	Chandler Day	LHP	Fr.	L/L	6-2	212	Germantown, Tenn./Houston
50	DJ McDowell	RHP	Fr.	R/R	6-5	196	Atlanta, Ga./Lassiter

COACHING & SUPPORT STAFF

Head Coach: #24 Josh Elander (TCU, '16)
Record at Tennessee (Year): 21-12 (1st season)
Overall Record (Year): Same

Associate Head Coach: #10 Chuck Jeroloman (1st season)
Assistant Coach/Recruiting Coordinator: #23 Ross Kivett (6th season)
• First Base Coach
Assistant Coach/Pitching: Josh Reynolds (2nd season, 1st as Asst. Coach)
Director of Sports Performance: Keegan Knoll (1st season)
Director of Program Development: Craig Bell (1st season)
• Third Base Coach
Director of Recruiting: Ricky Martinez (4th season, 1st as Dir. of Recruiting)
Director of Baseball Strategy: Zach Stovall (3rd season)
Director of Baseball Operations: Adam Low (3rd season)
Student Assistant Coach: Parker Serrano (3rd season)
Camp Coordinator: Ethan Payne (2nd season)
Indiv. Branding and Community Service Coord: Kirby Connell (2nd season)
Athletic Trainer: Jeff Wood (26th season)
Asst. Director of Sports Nutrition: Sarah Nguyen (1st season)
Student Managers: Jackson Earls, Holt Gillespie, Freddy Hartzell, Aslan Hullett, Evan Keller, Grayson Pope, Guy Roberts, Cooper Smith, Logan Tudor

PRONUNCIATION GUIDE

PLAYERS
Ariel Antigua (AIR-ee-uhl an-TEE-gwuh)
Ethan **Baiotto** (bi-OH-toe)
Sawyer **Deering** (dear-ing)
Nate **Eisfelder** (ICE-felder)
Trent **Grindlinger** (GRINNED-linger)
Mark **Hindy** (hin-dee)
Brayden **Krenzle** (kren-zuhl)
Tegan **Kuhns** (coons)
Manny **Marin** (MAIR-in)
Bo **Rhudy** (Rudy)

STAFF
Josh **Elander** (EE-land-er)
Chuck **Jeroloman** (jer-rah-low-man)
Ross **Kivett** (KIV-it)
Kirby **Connell** (CON-nell)

QUICK FACTS

GENERAL UNIVERSITY INFO

Location: Knoxville, Tenn.
Founded: 1794
Enrollment: 40,421
Conference: Southeastern (SEC)
Nickname: Volunteers (Vols)
Colors: Orange (PMS 151) and White
Mascot: Smokey (a Bluetick Coonhound)
System President: Randy Boyd
Chancellor: Dr. Donde Plowman
Director of Athletics: Dr. Danny White
Faculty Athletics Rep: Dr. Matt Harris

BASEBALL HISTORY

First Year of Baseball: 1897
All-Time Overall Record: 2,357-1,726-13
All-Time Collegiate Record: 2,351-1,723-13
All-Time SEC Record: 849-965-1
SEC Regular-Season Championships (Last): 5 (2024)
Eastern Division Championships (Last): 9 (2024)
SEC Tournament Championships (Last): 5 (2024)
SEC Tournament Appearances (Last): 21 (2025)

NCAA Tournament Appearances (Last): 15 (2025)
NCAA Super Regional Appearances (Last): 7 (2025)
CWS Appearances (Last): 7 (2024)
National Championships (Last): 1 (2024)

TEAM INFO

2025 Record: 46-19
Home/Away/Neutral: 32-10/9-8/5-1
2025 SEC Record (Finish): 16-14 (1-7th)
Home/Away: 7-8/9-6
Final National Rankings:
RPI: 14
Baseball America: 12
D1Baseball: 12
NCBWA: 10
Perfect Game: 12
USA Today Coaches: 10
Positional Starters Returning/Lost: 3/6
Pitchers Returning/Lost: 4/17
Letterwinners Returning/Lost: 13/23
Newcomers: 26
Freshmen/JUCO/D1 Transfers: 16/1/9

THE ELANDER FILE

Record: 21-12 (1st Year)
at UT: Same
Alma Mater: TCU ('16)
Hometown: Round Rock, Texas



COACHING STOPS

- **2026-Present:**
Tennessee, Head Coach
- **2023-25:**
Tennessee, Assoc. Head Coach/Recruiting Coord.
- **2018-22:**
Tennessee, Assistant Coach/Recruiting Coord.
- **2017:**
Arkansas, Volunteer Assistant Coach
- **2016:**
TCU, Student Assistant Coach

BY THE NUMBERS

50+

Helped guide the Vols to back-to-back 50-win seasons in 2021 and 2022 for the first time since 1994-95. Of UT's five 50-plus win seasons, Elander has been on staff for three of them.

27

As an assistant and associate head coach at UT (2018-25), coached 27 position players that have been selected in the MLB Draft, including six first rounders.

8

Played a major part in helping UT assemble eight top-15 signing classes according to Perfect Game, including six top-10 classes and the top-rated class in the nation in 2024 and 2025.

5

During his time on Rocky Top, Elander has helped lead Tennessee to five consecutive NCAA Super Regional appearances (2021-25). No other program in the country has

TENNESSEE HEAD BASEBALL COACH: JOSH ELANDER

Full Bio on UTSports.com

Josh Elander was named the 26th head coach in Tennessee baseball history on October 25, 2025 after spending the previous three seasons as the associate head coach and the five years before that as an assistant on the Volunteers staff.

During his eight seasons on staff, the Volunteers have made six NCAA Tournament appearances (2019, 2021, 2022, 2023, 2024, 2025), three trips to the Men's College World Series (2021, 2023, 2024) and captured the program's first national championship (2024) while setting numerous program, SEC and NCAA records along the way. Tennessee has also won four combined SEC Titles in that time, pulling off the double by winning the regular season and tournament crowns in 2022 and 2024.

Prior to being named head coach, Elander worked primarily with the team's hitters and catchers while also serving as Tennessee's recruiting coordinator.

Since his arrival, Elander has played an integral part in helping Tennessee sign eight top-15 recruiting classes according to Perfect Game. The Vols brought in the fifth-ranked class in 2018, the seventh-ranked class in 2019, the 11th-ranked class in 2020, the sixth-ranked class in 2021, the 13th ranked class in 2022, the fourth ranked class in 2023 and back-to-back No. 1 rated classes for 2024 and 2025.

Elander has shown an innate ability to develop players and prepare them for professional baseball, having coached 27 hitters/position players that have been selected in the Major League Baseball Draft during his eight seasons on Rocky Top, including six first rounders in Drew Gilbert (2022 - Houston Astros - 28th overall), Jordan Beck (2022 - Colorado Rockies - 38th overall), Christian Moore (2024 - Los Angeles Angels - 8th overall), Blake Burke (2024 - Milwaukee Brewers - 34th overall), Gavin Kilen (2025 - San Francisco Giants - 13th overall) and Andrew Fischer (2025 - Milwaukee Brewers - 20th overall). In his time at Tennessee (2018-pres.), Elander has coached 17 hitters/position players that have been selected in the top five rounds of the MLB Draft.

During his tenure, Tennessee has evolved into one of the country's top offensive teams year after year.

The Vols once again displayed impressive power in 2025, finishing as one of the nation's leaders in home runs for the fifth straight year. UT hit 131 long balls, which ranked second in the country and marked the fourth consecutive season it has hit 100 or more homers. Tennessee had eight players hit double-digit dingers.

In its record-setting 2024 season, Tennessee reached the mountain top by winning the first national championship in program history, defeating Texas A&M in the Men's College World Series Finals. The Volunteers became the first SEC team to ever win 60 games in a season, finishing with an incredible 60-13 overall record. UT also became just the fourth program in history to win the SEC regular season crown, the SEC Tournament title and the National Championship in the same year.

PRIOR TO TENNESSEE

Prior to joining the staff at UT, Elander was part of an Arkansas team that went 45-19 and hosted an NCAA Regional in 2017. He helped lead one of the most potent offenses in the SEC as the Razorbacks led the conference and ranked ninth nationally with 83 home runs in 2017. The Hogs also ranked among the top three in the SEC in batting average, runs scored, RBI, slugging percentage, on-base percentage, triples and total bases. Elander played a large role in working with Arkansas' catchers and helped develop Grant Koch into a first team All-SEC selection. Koch also earned a spot on the USA Baseball Collegiate National team.

Before joining Arkansas' coaching staff in 2017, Elander spent the 2016 season as a student assistant at his alma mater TCU, where he was able to complete his degree in communications while helping the Horned Frogs reach their third consecutive College World Series. During his time at TCU, Elander helped mentor sophomore catcher Evan Skoug, who was a semifinalist for the Johnny Bench Award and was invited to join the USA Baseball Collegiate National Team.

PLAYING CAREER

Elander had a decorated playing career himself during his time at TCU from 2010-12. He hit .333 with 39 doubles, seven triples, 18 home runs and 114 RBIs over 169 games during his three seasons in Fort Worth. Elander earned Freshman All-America honors from Louisville Slugger and Ping!Baseball in 2010 after batting .356 with 69 hits, 16 doubles, four triples, two home runs and 33 RBI in 59 games while helping TCU reach the College World Series. After taking over as the Horned Frogs starting catcher as a sophomore, Elander earned a spot on the USA Baseball Collegiate National Team. Under the guidance of Vitello, who was TCU's hitting coach from 2011-13, Elander started all 62 games and posted careers highs with 70 hits, 11 home runs and 43 RBIs en route to earning all-conference and Capital One Academic All-America honors in 2012.

Elander was drafted by the Atlanta Braves in the sixth round of the 2012 MLB Draft and spent parts of four years in the Braves and Arizona Diamondbacks minor league systems.

Elander's best season came in 2013 when he was named the Atlanta Braves Minor League Player of the Year and also won the Atlanta Braves Hank Aaron Award, which is presented annually to the organization's top hitter in the minor leagues. During his professional career, Elander hit .273 with 21 homers and 135 RBIs through 222 games.

PERSONAL

Elander is a native of Round Rock, Texas and earned his Bachelor's degree in communications from TCU in 2016. He lives in Knoxville with his wife, Brittany, and their three daughters, A.J., Maxie and Ava.

ELANDER YEAR-BY-YEAR RECORD AT TENNESSEE

Year	Overall	SEC	Notable
*2018	29-27	12-18	Posted best SEC home record (9-6) since 2005
*2019	40-21	14-16	First NCAA Regional berth since 2005
*2020	15-2	0-0	Started season 13-0 (<i>COVID-19 shortened season</i>)
*2021	50-18	20-10	First College World Series appearance since 2005
*2022	57-9	25-5	Program record 57 wins and SEC Champions (x2)
*2023	44-22	16-14	Sixth MCWS appearance in program history
*2024	60-13	22-8	MCWS Champions, SEC Regular Season & Tourney Champs
*2025	46-19	16-14	Advanced to fifth straight NCAA Super Regional
2026	21-12	4-8	Led Vols to fifth straight home season-opening sweep
21-12 (.636)			2024 National Champs, 3 MCWS Appearances, 4 SEC Titles

*Assistant/Associate Head Coach

ELANDER'S NCAA APPEARANCES

Year	Team	Round
2025	Tennessee*	Fayetteville Super Regional
2024	Tennessee*	College World Series Champions
2023	Tennessee*	College World Series
2022	Tennessee*	Knoxville Super Regional
2021	Tennessee*	College World Series
2019	Tennessee*	Chapel Hill Regional
2017	Arkansas*	Fayetteville Regional
2016	TCU*	College World Series
2012	TCU**	Los Angeles Super Regional
2011	TCU**	Fort Worth Super Regional
2010	TCU**	College World Series

*Assistant/Student Coach **Player **BOLD** = CWS

NUMBERS TO KNOW

0

Freshman LHP **Cam Appenzeller** has allowed **ZERO** runs in his four SEC appearances this season. He has allowed just nine hits and has 19 strikeouts over 18.1 innings.

14

Tennessee has played **14** games this season that have been decided by two or fewer runs, including seven of their 12 SEC contests. The Vols are 7-7 in those games.

748

Since the start of the 2021 season, the Vols have hit an NCAA-leading **748** home runs. In the previous decade before that (2010-2020), UT hit just 376 homers combined.

ROUNDING THE BASES

JOSH ELANDER NEW VOLS SKIPPER

- **Josh Elander** was named the 26th head coach in Tennessee baseball history on Oct. 25, 2025 after spending the previous three seasons as the associate head coach and the five years before that as an assistant on the Volunteers' staff.
- During his time as an assistant and recruiting coordinator under former head coach **Tony Vitello**, Elander evolved into one of the nation's top assistants and one of college baseball's elite recruiters, **helping the Vols assemble eight top-15 recruiting classes according to Perfect Game**. The Vols have signed back-to-back No. 1 rated classes for 2024 and 2025.
- The Big Orange have consistently been one of the nation's top offensive teams under Elander's guidance, as well. UT has **finished as one of the nation's leaders in home runs for five straight years with Elander serving as the program's hitting coach**. Tennessee hit 131 long balls in 2025, which ranked second in the country and marked the fourth consecutive season it has hit 10 0 or more homers, including an NCAA leading and program record 184 round trippers in 2024.
- During Elander's time on Rocky Top, the Vols have advanced to six consecutive NCAA Regionals, five straight NCAA Super Regionals and made three trips to the Men's College World Series (2024 National Champions) while also winning four combined SEC titles (regular-season and tournament champions in 2022 and 2024).
- Elander **recorded his first SEC series win as a head coach** when the Vols won two of three games against Missouri (3/20-3/22) after dropping the series opener.
- The Vols had a successful opening weekend as Elander recorded his first three official wins as a head coach. Tennessee outscored Nicholls 27-3 and posted a pair of run-rule victories en route to a series sweep, which was the program's fifth straight when playing at home on opening weekend (2019, 2020, 2022, 2025, 2026).

SEC SUCCESS ON ROCKY TOP

- Since now head coach **Josh Elander** joined UT's coaching staff in 2018, the Vols are **129-93** in league play. In the six full seasons prior (2012-17), UT was 81-120 in SEC play.
- UT is **103-59** in SEC regular-season play since 2021, which is tied with Arkansas for the best record in the league in that span. Including postseason games, the Vols are **119-67** against SEC foes since 2021.
- After finishing with a 16-14 record in SEC play last year, the Vols have posted **five straight seasons with a winning record in conference play (2021, 2022, 2023, 2024, 2025) and 20-plus SEC wins in three of the last five years**. The last time UT had five consecutive years with a record above .500 in SEC play was from 1993-1997.
- Tennessee and Arkansas are the only two teams in the SEC who have posted winning records in league play in each of the past five seasons.

DECADE OF THE VOLS

- Since the start of the 2020 season, no program in college baseball has won more games and posted a higher winning percentage than Tennessee.
- Entering this season, Tennessee **one of only three teams (Arkansas and Southern Miss) in the nation with at least 40 wins in each of the last six full seasons** (2019, 2021, 2022, 2023, 2024, 2025).
- UT's **293 victories and .755 winning percentage** both rank No. 1 in the nation since 2020.

NCAA Division I Leaders by Winning Pct (Since 2020)

1. Tennessee - .755 (293-95)
2. Arkansas - .723 (264-101)

CAM APPENZELLER: REAL DUDE

- True freshman LHP **Cam Appenzeller** has been lights out all year long and has **yet to allow a run in conference play, tossing 18.1 shutout innings with 19 strikeouts and just one walk allowed in four appearances** against Georgia, Missouri, Vanderbilt and LSU.
- Appenzeller was the driving force behind UT's game two win vs. Missouri (3/21) with a dominant **4.2 innings of scoreless relief** against the Tigers, allowing just two hits while **striking out a career-best seven batters to earn his first SEC victory**.
- The Chatham, Illinois, native followed that performance with a **career-high six shutout innings at Vanderbilt (3/28)**, holding the powerful Commodores' lineup to just four hits.
- Appenzeller turned in his most impressive outing yet in last Saturday's 4-1 win vs. LSU, **tossing five shutout innings with six strikeouts** and just one hit allowed. **He retired the final 15 batters of the game**.
- For the year, Appenzeller **is tied for team lead with four wins and leads all UT relief pitchers with 31.1 innings pitched and 35 strikeouts**. The talented freshman also **boasts impressive team-leading marks in ERA (1.15) WHIP (0.67) and opponent batting average (.162)**.

SWING AND MISS STUFF

- Entering this weekend's series, Tennessee's pitching staff **ranks 10th nationally with 359 strikeouts**.
- The Vols have **struck out 10 or more batters in 25 of their 33 games** this season.
- UT also ranks **18th in the country in strikeouts per nine innings (10.8) and second in strikeout-to-walk ratio (3.52)**.
- Tennessee **has nine pitchers who have already racked up 20-plus strikeouts** this season, led by duo of **Landon Mack (58) and Evan Blanco (52)**.

RECORD BREAKDOWN

	Overall	SEC
Overall	21-12	4-8
Home	18-6	3-3
Away	1-5	1-5
Neutral	2-1	--
Non-Conference	17-4	--
vs. Ranked Opponent	1-2	1-2
Day Games	13-9	1-5
Night Games	8-3	3-3
vs. Left-Handed Starter	7-3	1-2
vs. Right-Handed Starter	14-9	3-6
1-Run Games	3-5	0-4
2-Run Games	4-2	1-2
5+ Run Games	11-3	1-1
Extra Innings	0-3	0-3
Shutouts	1-1	--
Scoring 0-2 Runs	0-4	0-2
Scoring 3-5 Runs	9-5	2-3
Scoring 6-9 Runs	4-2	2-2
Scoring 10+ Runs	8-1	0-1
Opp. 0-2 Runs	11-1	3-0
Opp. 3-5 Runs	9-2	1-2
Opp. 6-9 Runs	1-6	0-4
Opp. 10+ Runs	0-3	0-2
Score in 1st Inning	10-3	2-2
Opp. Score in 1st Inning	4-2	0-1
Score First	14-4	3-3
Opp. Score First	7-8	1-5
After 6 Innings:		
Leading	18-4	3-4
Trailing	2-7	0-3
Tied	1-1	1-1
After 7 Innings:		
Leading	17-3	4-3
Trailing	0-8	0-4
Tied	2-1	0-1
After 8 Innings:		
Leading	17-2	4-2
Trailing	0-8	0-4
Tied	1-2	0-2
Hit 0 Home Runs	3-3	1-1
Hit 1 Home Run	5-6	1-4
Hit 2+ Home Runs	13-3	2-3
Opp. 0 Home Runs	12-2	2-0
Opp. 1 Home Run	7-1	2-1
Opp. 2+ Home Runs	2-9	0-7
Made 0 Errors	17-5	4-4
Made 1 Error	3-2	0-2
Made 2+ Errors	1-5	0-2
Opp. 0 Errors	9-5	2-4
Opp. 1 Error	8-4	2-1
Opp. 2+ Errors	4-3	0-3
Out-Hit Opp.	17-4	2-3
Out-Hit by Opp.	3-7	2-5
Hits are tied	1-1	--
BY MONTH		
February	7-3	--
March	12-7	3-6
April	2-2	1-2
May	--	--
June	--	--
BY UNIFORM		
All Whites	7-2	0-1
Orange Top	4-4	1-5
Cream	2-3	1-1
Pinstripes	5-0	--
Smokey Grey	2-0	1-1
Black	1-0	1-0

ROUNDING THE BASES

VOLS DIG THE LONG BALL

- Tennessee has been the nation's most prolific home run hitting team since the start of the 2021 season, leading all NCAA Division I programs with **748** long balls during that span, **116 more than the next closest team** (Georgia - 632).
- The Vols hit four round trippers in Tuesday's midweek win over Northern Kentucky and had a season-high five homers against Tennessee Tech on March 10, including two grand slams.
- UT reached the **century mark for the fourth consecutive season in 2025**. The Vols' 131 home runs ranked second in the nation while their 2.02 homers per game ranked fourth nationally.

Four Straight 100-Plus HR Seasons

- 2025 - 131 (2.02/game)
- 2024 - 184 (2.52/game) *Program Record
- 2023 - 126 (1.91/game)
- 2022 - 158 (2.39/game)

- Tennessee is just the **second SEC program to ever hit 100 or more home runs in four straight seasons**, joining LSU, who did so from 1996-99.
- The Vols have posted two of the most prolific home run hitting seasons in NCAA history with a **program record 184 in 2024 and 158 in 2022**, which ranks second and fifth, respectively, in NCAA Division I history and are the top two totals in the BBCOR bat era (since 2011).

NCAA Division I Team Home Run Leaders (Single Season)

1. LSU - 188 (1997)
2. Tennessee - 184 (2024)
3. BYU - 161 (1988)
4. Alabama - 160 (1997)
5. Tennessee - 158 (2022)

- Tennessee became the **only team in NCAA Division I history to have five players hit 20 or more home runs in a single season in 2024: Christian Moore (34), Billy Amick (23), Dylan Dreiling (23), Blake Burke (20) and Kavares Tears (20)**.
- The Big Orange hit 126 home runs in 2023, which is the fourth highest tally in program history and ranked sixth in the country.
- Since 2019, the Big Orange have tied the program's single-game home run record on five different occasions, blasting seven long balls each in victories over Evansville (6/9/24), Morehead State (3/10/23), Mississippi State (5/19/22), James Madison (3/9/22) and Lipscomb (4/9/19).

Grand Slams Galore

- The Vols **12 grand slams in 2024 were tied for the second most in a single season in NCAA history (most in the BBCOR bat era)** and the **most ever by an SEC team**. The NCAA single-season record is 14 by Arizona State in 2003 (68 games). Nine different players hit a grand slam for the Vols in 2024.
- Tennessee hit **eight grand slams** in 2025 with seven different players having hit a grand slam.
- UT hit its first two grand slams of the year in Tuesday's midweek win over Tennessee Tech, courtesy of **Reese Chapman** and **Nate Eisfelder**.

GRINDLINGER GRINDING OUT AT-BATS

- True freshman **Trent Grindlinger** has cemented a spot for himself in Tennessee's lineup thanks to a gritty approach and an ability to grind out quality at-bats on a consistent basis.
- Grindlinger **boasts a 1.064 OPS and is slashing .410/.500/.564 and has 12 RBIs over 39 at-bats** this season and hit his first-career home run in Tuesday's midweek win vs. Northern Kentucky.
- Over UT's last 10 games, Grindlinger is **tied for the team lead with a .333 batting average and ranks tied for third on the team with eight RBIs**.
- The Huntington Beach, California, native has started the last four games at DH for the Vols and, recording four hits and three walks in that span.
- Grindlinger had a **breakout performance off the bench in Sunday's series finale at Vanderbilt (3/29), going 3-for-4 with five RBIs** against the Commodores.

WHAT CAN BROWN DO FOR YOU?

- **Blaine Brown** has been one of the Vols' most dangerous hitters this season and **enters this weekend's series with hits in 13 of his last 19 games, including his second career grand slam** in last Sunday's contest vs. LSU.
- Brown went **3-for-5 day with a homer, three RBIs and a season-high four runs scored** in Sunday's series finale at Vanderbilt (3/29).
- The Houston native **leads the team with four homers and nine RBIs in SEC play and ranks second on the team with eight doubles, nine home runs, 29 RBIs, 69 total bases and a .523 slugging percentage in all games**.
- In his first SEC action, Brown **had a hit in all three games of UT's series at Georgia (3/13-3/15)**, including a home run in Saturday's contest.
- A two-way talent, Brown has also started three of Tennessee's midweek games on the mound, allowing just one run with five strikeouts and just one hit allowed. He was **named to the John Olerud Two-Way Player of the Year Watch List** last month.

FORD FUELING THE OFFENSE

- Highly touted transfer portal addition **Henry Ford** has been Tennessee's most consistent hitter this season and was **named to the Golden Spikes Award Midseason Watch List** last Thursday.
- Entering this weekend, Ford boasts a **.932 OPS and leads the team in hits (40), homers (10), RBIs (31) and total bases (76)**.
- The junior third baseman **has a hit in 21 of his last 25 games** entering this weekend.
- Ford's **11 multi-hit games** are two more than the next closest players on the team (**Reese Chapman & Manny Marin** - 9) while his **10 multi-RBI games** are three more than anyone else on the team.

AWARDS & HONORS

CAM APPENZELLER • LHP • FR

- Baseball America Freshman of the Year Midseason Watch List
- Perfect Game Midseason Freshman All-American -- 1st Team

BRANDON ARVIDSON • LHP • RS-JR

- NCBWA Stopper of the Year Preseason Watch List
- Preseason All-SEC -- 1st Team (Coaches)

BLAINE BROWN • OF/LHP • SO

- John Olerud Two-Way Player of the Year Watch List
- Preseason All-American -- 2nd Team (Baseball America)
- Baseball America College Team of the Week (2/17)

LEVI CLARK • UTL • SO

- Preseason All-SEC -- 2nd Team (Coaches)

HENRY FORD • 3B • JR

- Golden Spikes Award Midseason Watch List
- Baseball America Week 5 College Team of the Week (3/17)
- Baseball America Preseason Player of the Year Watch List
- Bobby Bragan Nat'l Collegiate Slugger Award Watch List
- Preseason All-American -- 1st Team (Perfect Game)
- Preseason All-American -- 3rd Team (NCBWA, Perfect Game)
- Preseason All-SEC -- 1st Team (Coaches, Perfect Game)

BRADY FREDERICK • RHP • JR

- NCBWA Stopper of the Year Preseason Watch List
- Preseason All-American -- 2nd Team (NCBWA)
- Preseason All-American -- 3rd Team (DIBaseball, Perfect Game)

TEGAN KUHN'S • RHP • SO

- College Baseball Foundation Nat'l Pitcher of the Year Watch List
- Baseball America Preseason Pitcher of the Year Watch List
- Preseason All-American -- 2nd Team (Baseball America)

LANDON MACK • RHP • SO

- College Baseball Foundation Nat'l Pitcher of the Year Watch List

BO RHUDY • RHP • JR

- NCBWA Stopper of the Year Preseason Watch List

GARRETT WRIGHT • OF/C • JR

- Preseason All-American -- 3rd Team (NCBWA)

ROUNDING THE BASES

WRIGHT DOING THE DIRTY WORK

- Junior C/OF **Garrett Wright** provided a major boost to Tennessee's lineup after missing the first three weeks of the season due to injury.
- The Bowling Green transfer has been a fixture in the starting lineup since his return (21 straight starts), **slashing .321/.442/.538 with 19 runs, eight doubles, three home runs and 10 RBIs.**
- Wright also leads the team with **12 hit by pitches** to bring his **career total to 61, which is tied for fifth most among active Division I players.**
- Wright has **reached base in 20 of his 21 starts and has recored at least one hit in 17 of the 21 games in which he's had a plate appearance this year.**
- In Tuesday's midweek win over NKU, Wright **went 2-for-3 with two runs and a pair of RBIs.**
- The Ohio native was the **2025 MAC Defensive Player of the Year and boasts a .381 career batting average and a 1.111 career OPS with 156 hits, 119 runs scored, 36 doubles, 17 home runs and 86 RBIs** to his name.

MYATT MAKING MOST OF PINCH HIT OPPORTUNITIES

- **Tyler Myatt** has proven to be a valuable weapon off the bench for the Big Orange, posting a **.545 average with six hits in 11 pinch-hit opportunities this season, including two home runs and four RBIs** in those at-bats.
- Myatt hit a pinch-hit, walk-off homer in UT's series-opening win over Kent State on Feb. 20 and has **recorded a hit in four of his last five pinch hit opportunities.**

KEY TRANSFER ADDITIONS

- As has become the norm, Tennessee brought in another top-ranked transfer portal class this offseason to help restock its roster with top talent.
- D1Baseball.com ranked the Vols' 2026 transfer class as the sixth best in the nation.

Finley Bates (INF - San Diego State)

- 2024 Mountain West Freshman of the Year
- Led the Mountain West with 40 walks in 2025
- Has started 108 collegiate games and is a career .296 hitter with 83 runs scored and 26 doubles

Evan Blanco (LHP - Virginia)

- No. 14 rated transfer pitcher by D1Baseball.com
- 2024 All-ACC Third Team
- Virginia's Friday night starter on 2024 Omaha team
- Boasts as 12-8 career record with a 4.17 ERA and 161 strikeouts over 56 appearances (26 starts)

Blaine Brown (OF/LHP - Rice)

- 2026 Baseball America Preseason All-American
- 2025 All-American Conference First Team & American Conference All-Freshman Team
- Led Rice in batting average (.292), slugging percentage (.493), hits (61), RBI (38), doubles (12), home runs (10), total bases (103) and multi-hit games (18) while tying for the lead in multi-RBI games (8)

Henry Ford (INF/OF - Virginia)

- No. 3 rated transfer hitter by D1Baseball.com
- 2026 Golden Spikes Award Preseason Watch List | 2026 Preseason All-American and All-SEC Selection
- 2025 All-ACC Second Team | 2024 Freshman All-American
- Batted .362 with 46 RBIs and led UVA in hits (75), home runs (11) and multi-hit games (25) in 2025

Brady Frederick (RHP - ETSU)

- No. 28 rated transfer pitcher by D1Baseball.com
- 2026 Preseason All-American | 2026 NCBWA Stopper of the Year Preseason Watch List
- 2025 SoCon Pitcher of the Year
- Posted an 8-2 record with four saves and led the SoCon in ERA (2.67), opponent batting average (.183), appearances (24) and WHIP (0.89) in 2025

Mark Hindy (LHP - Duke)

- Helped lead Duke to an NCAA Super Regional in 2025
- Appeared in 26 games (all in relief) for the Blue Devils last year, posting a 4.66 ERA over 29.0 innings of work

Landon Mack (RHP - Rutgers)

- No. 12 rated transfer pitcher by D1Baseball.com
- Member of the 2025 USA Baseball Collegiate National Team
- 2025 Baseball America Freshman All-American (2nd Team) | 2025 Big 10 All-Freshman Team
- Led the Scarlet Knights with a 6-5 record, 4.03 ERA, 15 games started, 80.1 innings pitched and 70 strikeouts while allowing just 17 walks as a true freshman

Bo Rhudy (RHP - Kennesaw State)

- No. 26 rated transfer pitcher by D1Baseball.com
- 2026 NCBWA Stopper of the Year Preseason Watch List
- 2024 All-ASUN First Team & ASUN All-Freshman Team
- Made 40 career appearances with a 6-1 record, 11 saves a 2.97 ERA and 76 strikeouts in 72.2 innings pitched

Garrett Wright (C/OF - Bowling Green)

- No. 25 rated transfer hitter by D1Baseball.com
- 2026 NCBWA Preseason All-American
- 2025 MAC Defensive Player of the Year | 2025 All-MAC First Team
- 2024 Perfect Game Freshman All-American
- Reached base in 52 games last season and posted a .406 batting average, the only player in the MAC with an average above .400, which ranked fifth in program history and 22nd in the nation

PITCHER SPOTLIGHT

#18 Landon Mack | RHP | So.

Mack was spectacular in his first Friday night start for the Vols last weekend vs. LSU. The junior right-hander tossed a season-high seven innings against the Tigers, allowing one run on three hits while striking out 10 and issuing just one walk.

For the year, Mack leads all of UT's starting pitchers with three wins, a 3.48 ERA, 44.0 innings pitched and 58 strikeouts.

CAREER STATS:

23 APP | 23 GS | 9-7 | 3.84 ERA | 124.1 IP | 34 BB | 128 K | 1.28 WHIP | .264 B/AVG



PLAYER SPOTLIGHT

#14 Blake Grimmer | UTL | R-So.

Grimmer enters this weekend's series on a tear, having reached base in 12 straight games while leading the team with 15 runs, 13 hits, five home runs, 12 RBIs, nine walks and 30 total bases over the last 10 games.

The redshirt sophomore has four long balls in his last four games and posted his first-career multi-homer game in Tuesday's 12-6 win over Northern Kentucky.

CAREER STATS:

.303 AVG | 37 R | 37 H | 5 2B | 11 HR | 31 RBI | 29 BB | .625 SLG | .454 OBP | 75 TB



ROUNDING THE BASES

COACHING & SUPPORT STAFF ADDITIONS

- After being named head coach in October, **Josh Elander** wasted no time putting together his coaching and support staff, making a handful of impressive hires to fill voids on this year's staff.
- Elander's first move was hiring longtime Florida assistant **Chuck Jeroloman** as his Associate Head Coach, prying him away from the same position with the Gators.
- With the departure of strength coach **Quentin Eberhardt** to the San Francisco Giants, Elander hired experienced MLB strength coach **Keegan Knoll** away from the Milwaukee Brewers to be the Vols' new Director of Baseball Sports Performance.
- Elander's final addition of the offseason was bringing on longtime SEC assistant **Craig Bell** as the Director of Program Development in December. Bell spent 15 seasons as an assistant coach at Florida (2007-22) and has spent extensive time working in Major League Baseball with stints in Cincinnati (1993-00), Seattle (2000-07) and San Diego (2023-25).
- On top of the aforementioned new hires, Elander also announced promotions of assistant coach **Ross Kivett**, who added recruiting coordinator to his title, and **Josh Reynolds**, who took over as Tennessee's pitching coach for the departed **Frank Anderson**.

ROCKY TOP IS HOME SWEET HOME

- Tennessee has been one of the nation's best teams at home this decade, thanks in large part to having one of the best home field advantages in college baseball.
- The Vols are **204-41 (.833)** when playing at Lindsey Nelson Stadium since the start of the 2020 season.
- The Big Orange finished **32-10** at home last year, marking the program's fifth consecutive season with 30 or more home victories.
- UT's 32 home wins ranked **third in the nation** last season behind Arkansas (37) and Oregon State (35) after the Vols **led the NCAA with 40 home victories in 2024**.

NON-CONFERENCE SUCCESS

- Tennessee has been extremely successful against non-conference opponents since the start of the 2019 season, posting a **165-29 record** in that span. UT was **28-2** against non-SEC opponents last season after going 32-3 against non-SEC foes during the 2024 season, including an 8-1 mark in the postseason.
- Prior to its series loss to Kent State earlier this season, the Vols had not lost a regular-season non-conference weekend series since 2020 (Wright State) and had **swept 18 of their 20 regular-season non-conference weekend series** since 2020, including **15 straight**.
- Since 2018, Tennessee is an impressive **86-11 overall in midweek games**.

SUCCESS IN EARLY SEASON TOURNAMENTS

- For the seventh time in the last nine seasons, Tennessee played in a neutral site tournament during the non-conference slate, going 2-1 at the 2026 Amegy Bank College Baseball Series in Arlington, Texas.
- During those seven neutral site tournaments with head coach **Josh Elander** on staff, the Vols have posted an **16-5 overall** record and have either won the tournament outright or finished in a tie for the best record five times.

Vols in Neutral Site Non-Conference Tournaments Since 2018

- **2026 Amegy Bank College Baseball Series (Arlington, Texas): 2-1**
Opponents: #1 UCLA (L, 12-6) | Arizona State (W, 5-3) | Virginia Tech (W, 3-1)
- **2025 Astros Foundation College Classic (Houston, Texas): 3-0 (Won Tournament)**
Opponents: #16 Oklahoma State (W, 5-2) | Rice (W, 13-3) | #24 Arizona (W, 5-1)
- **2024 Shriners Children's College Showdown (Arlington, Texas): 2-1 (Won Tournament)**
Opponents: #18 Texas Tech (W, 6-2) | Oklahoma (L, 5-1) | Baylor (W, 11-5)
- **2023 MLB Desert Invitational (Scottsdale/Phoenix/Mesa, Arizona): 1-2**
Opponents: Arizona (L, 3-1) | Grand Canyon (L, 4-3) | UC San Diego (W, 7-0)
- **2022 Shriners Hospitals for Children College Classic (Houston, Texas): 2-1 (Tied for Best Record)**
Opponents: #1 Texas (L, 7-2) | Baylor (W, 10-5) | Oklahoma (W, 8-0)
- **2020 Round Rock Classic (Round Rock, Texas): 3-0 (Won Tournament)**
Opponents: #1 Texas Tech (W, 6-2) | Houston (W, 8-4) | #25 Stanford (W, 7-2)
- **2019 Cox Diamond Invitational (Pensacola, Fla.): 3-0 (Won Tournament)**
Opponents: Louisiana-Monroe (W, 7-2) | North Florida (W, 10-2) | Western Kentucky (W, 6-3)

VOLS LITTERED WITH 2026 MLB DRAFT PROSPECTS

- Tennessee boasts **11 players who were recognized on D1Baseball.com's Preseason SEC Top Prospects lists** for the 2026 and 2027 MLB Draft classes.

Top 2026 MLB Draft Prospects (Preseason)

- #14 - Henry Ford (INF/OF)
- #16 - Tegan Kuhns (RHP)
- #42 - Brandon Arvidson (LHP)
- #59 - Tyler Myatt (INF/OF)
- #88 - Manny Marin (INF)

Top 2027 MLB Draft Prospects (Preseason)

- #13: Levi Clark (C/1B)
- #15: Blaine Brown (OF/LHP)
- #17: Landon Mack (RHP)
- #26 Jay Abernathy (OF/INF)
- #50 Brayden Krenzler (RHP)
- #56 Trent Grindlinger (C)

UT STAT LEADERS

BATTING (min. 1 PA/Game)

Category	Player	Value
Batting Avg.	Garrett Wright	.321
OPS	Blake Grimmer	1.093
Slugging Pct.	Blake Grimmer	.645
On-Base Pct.	Blake Grimmer	.448
At-Bats	Henry Ford	133
Runs	Blaine Brown	28
Hits	Henry Ford	40
Doubles	Reese Chapman	11
Triples	Four tied	1
Home Runs	Henry Ford	10
RBI	Henry Ford	31
Total Bases	Henry Ford	76
Stolen Bases	Reese Chapman	5
Walks	Reese Chapman	21
Hit by Pitch	Garrett Wright	12
Sac Flies	Levi Clark	3
Sac Bunts	Five tied	1

PITCHING (min. 15 IP)

Category	Player	Value
Appearances	Brady Frederick	16
Games Started	Blanco/Mack	8
Innings Pitched	Landon Mack	44.0
Wins	Appenzeller/Frederick	4
Saves	Brayden Krenzler	2
ERA	Cam Appenzeller	1.15
WHIP	Cam Appenzeller	0.67
Strikeouts	Landon Mack	58
Opp. Avg.	Cam Appenzeller	.162

FIELDING (min. 20 chances)

Category	Player	Value
Chances	Levi Clark	232
Putouts	Levi Clark	216
Assists	Manny Marin	73
Fielding Pct.	Five tied	1.000

VOLS STREAKS

HITTING STREAKS

Player	Longest	Current
Henry Ford	10	1
Manny Marin	10	1
Garrett Wright	7	2
Blake Grimmer	7	1
Blaine Brown	6	-
Jay Abernathy	5	-
Stone Lawless	5	-
Levi Clark	4	-
Trent Grindlinger	4	2
Reese Chapman	4	1
Tyler Myatt	4	1
Chris Newstrom	3	-
Hunter High	2	2
Finley Bates	2	-
Ariel Antigua	2	-
Nate Eisfelder	1	1

REACHED BASE STREAKS

Player	Longest	Current
Jay Abernathy	15	-
Blake Grimmer	12	12
Levi Clark	12	-
Garrett Wright	12	8
Trent Grindlinger	11	11
Manny Marin	11	1
Stone Lawless	10	2
Henry Ford	10	1
Blaine Brown	9	-
Reese Chapman	9	2
Tyler Myatt	9	1
Ariel Antigua	6	-
Chris Newstrom	5	-
Finley Bates	4	-
Nate Eisfelder	3	3
Hunter High	3	3
Evan Hankins	1	-

ROUNDING THE BASES

MLB DRAFT PAINTED BIG ORANGE

- Tennessee has boasted an unprecedented amount of success in the Major League Baseball Draft from 2018-present with **52 players drafted** total during that span.
- UT's **last five draft classes have netted 42 picks** and at least seven players have been selected each season since 2021. Those **42 draft picks since 2021 lead the nation**.
- All eight of Tennessee's 2024 draft picks were selected in the first 10 rounds, which **led all NCAA teams and marked the program's most ever through 10 rounds**.
- The Vols' matched that number in the 2025 MLB Draft with **eight players selected in the first three rounds, including a program-record four first-round picks**, both of which led all NCAA programs.
- For the third time in the last four years, Tennessee had multiple players selected in the first round, with a program record four first rounders in 2025: **Liam Doyle** (No. 5 overall – St. Louis Cardinals), **Gavin Kilen** (No. 13 overall – San Francisco Giants), **Andrew Fischer** (No. 20 overall – Milwaukee Brewers) and **Marcus Phillips** (No. 33 overall – Boston Red Sox).
- The Vols have **had at least one player selected in the first round of the MLB Draft in five of the last six years**, and with Doyle's selection, have now had players picked in the top-10 overall in three straight drafts for the first time in program history during the modern draft era.
- The 2022 MLB Draft was one for the history books at Tennessee as a **program-record 10 Volunteers heard their names called** to fulfill lifelong dreams. The 10 selections ranked as the second most of any school, just one behind Oklahoma's 11, and the most of any SEC program.

2026 MLB Draft Picks (9)

- Round 1 (5) - Liam Doyle, LHP - St. Louis Cardinals
- Round 1 (13) - Gavin Kilen, SS - San Francisco Giants
- Round 1 (20) - Andrew Fischer, 3B - Milwaukee Brewers
- Round 1 (33) - Marcus Phillips, RHP - Boston Red Sox
- Round 2 (52) - AJ Russell, RHP - Texas Rangers
- Round 2 (64) - Dean Curley, SS - Cleveland Guardians
- Round 2 (72) - Tanner Franklin, RHP - St. Louis Cardinals
- Round 3 (105) - Nate Snead, RHP - Los Angeles Angels
- Round 17 (522) - Cannon Peebles, C - Cleveland Guardians

12 VFLs ON MLB SPRING BREAKOUT ROSTERS

- The Vols had an **NCAA-leading 12 former players** that represented their respective organizations during the 2026 Spring Breakout games that took place from March 19-22.
- The event, which was in its third year, showcases top prospects from all 30 MLB organizations.

Player	Organization
Maui Ahuna, SS	San Francisco Giants
Billy Amick, 3B/1B	Minnesota Twins
Dean Curley, INF	Cleveland Guardians
Liam Doyle, LHP	Athletics
Dylan Dreiling, OF	Texas Rangers
Andrew Fischer, 3B	Milwaukee Brewers
Tanner Franklin, RHP	St. Louis Cardinals
Gavin Kilen, SS/2B	San Francisco Giants
Nate Snead, RHP	Los Angeles Angels
Marcus Phillips, RHP	Boston Red Sox
Seth Stephenson, OF	Detroit Tigers
Kavares Tears, OF	San Diego Padres

FISCHER'S STANDOUT SHOWING AT WORLD BASEBALL CLASSIC

- Former Tennessee All-American and 2025 first round pick by the Milwaukee Brewers, **Andrew Fischer** had a fantastic showing in the 2026 World Baseball Classic, helping lead Italy to the semifinals.
- In four games played, Fischer **slashed .357/.438/.714 with three runs, two doubles, a home run and five RBIs**.

RECENT MLB DEBUTS

- Four former Volunteers made their MLB debuts during the 2025 season: RHP **Chase Dollander** (2023 Draft Class), RHP **Blade Tidwell** (2022 Draft Class), 2B **Christian Moore** (2024 Draft Class) and OF **Drew Gilbert** (2022 Draft Class).
- Ten Volunteers have made their Big League debuts since 2020:
 - LHP Garrett Crochet - Chicago White Sox (Sept. 18, 2020)
 - RHP Ben Joyce - Los Angeles Angels (May 29, 2023)
 - INF Andre Lipcius - Detroit Tigers (Sept. 1, 2023)
 - INF Trey Lipscomb - Washington Nationals (March 30, 2024)
 - OF Jordan Beck - Colorado Rockies (April 30, 2024)
 - RHP Seth Halvorsen - Colorado Rockies (Aug. 30, 2024)
 - RHP Chase Dollander - Colorado Rockies (April 6, 2025)
 - RHP Blade Tidwell - New York Mets (May 4, 2025)
 - INF Christian Moore - Los Angeles Angels (June 13, 2025)
 - OF Drew Gilbert - San Francisco Giants (Aug. 8, 2025)

VOLS IN THE PROS



VOLS IN THE MLB (5)

Player	Pos.	Team
Jordan Beck	OF	Colorado Rockies
Garrett Crochet	P	Boston Red Sox
Chase Dollander	P	Colorado Rockies
Ben Joyce (IL)	P	Los Angeles Angels
Blade Tidwell	P	San Francisco Giants



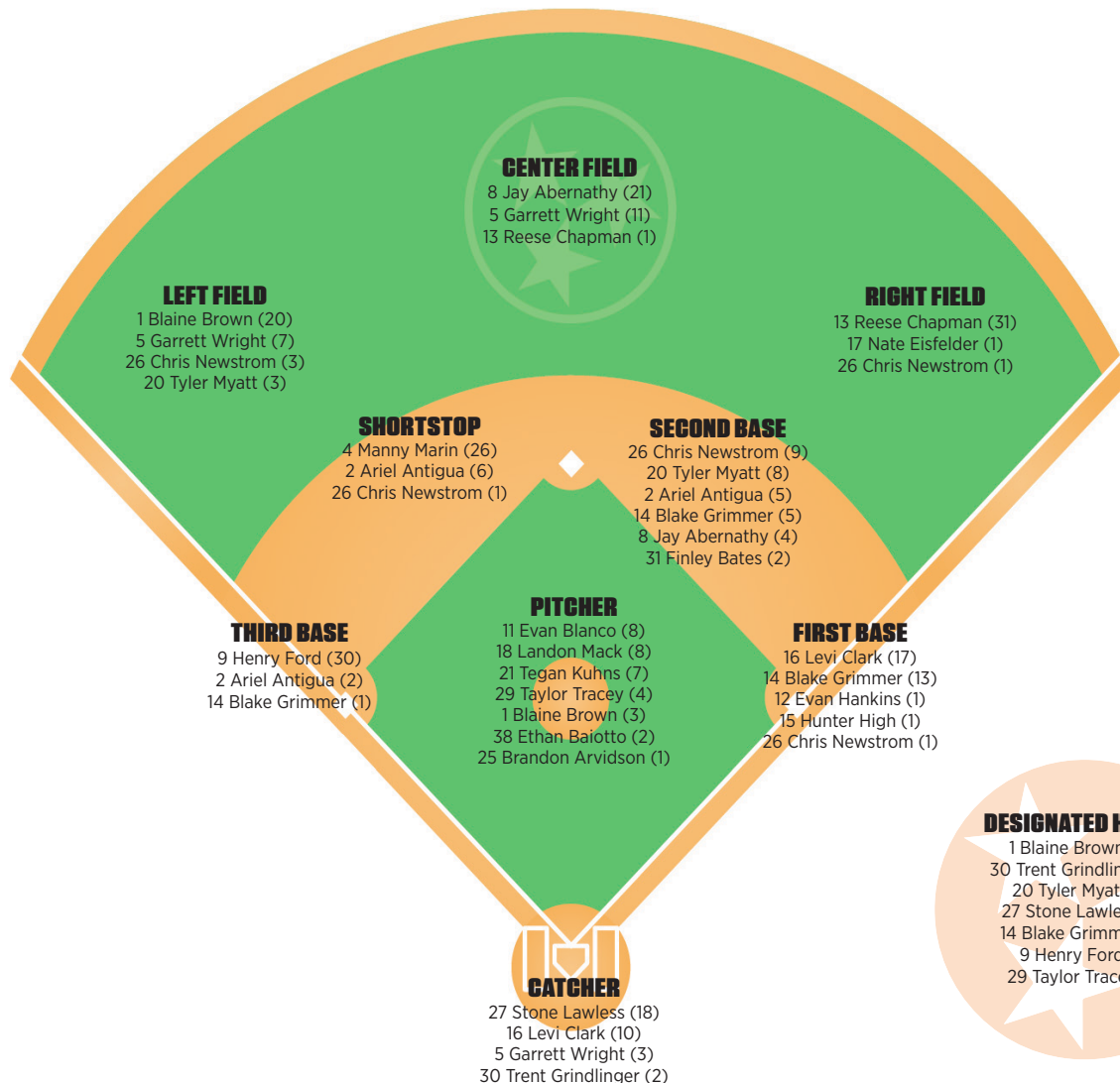
VOLS IN THE MINORS (38)

Player	Pos.	Team
Maui Ahuna	INF	Richmond Flying Squirrels
Billy Amick	INF	Wichita Wind Surge
Drew Beam	P	NW Arkansas Naturals
Austin Breedlove	P	Not Yet Assigned
Blake Burke	INF	Biloxi Shuckers
AJ Causey	P	Midland RockHounds
Aaron Combs	P	Jersey Shore BlueClaws
Dean Curley	INF	Lake County Captains
Chad Dallas	P	Buffalo Bisons
Jared Dickey	OF	Midland RockHounds
Liam Doyle	P	Springfield Cardinals
Dylan Dreiling	OF	Frisco RoughRiders
Max Ferguson	INF	Portland Sea Dogs
Andrew Fischer	INF	Wisconsin Timber Rattlers
Jake Fitzgibbons	P	Not Yet Assigned
Tanner Franklin	P	Peoria Chiefs
Drew Gilbert	OF	Sacramento River Cats
Seth Halvorsen	P	Albuquerque Isotopes
Sean Hunley	P	Not Yet Assigned
Bryce Jenkins	P	Brooklyn Cyclones
Gavin Kilen	INF	Eugene Emeralds
Cortland Lawson	INF	Harrisburg Senators
Trey Lipscomb	INF	Rochester Red Wings
Andrew Lindsey	P	Bowling Green Hot Rods
Will Mabrey	P	Not Yet Assigned
Mark McLaughlin	P	Birmingham Barons
Christian Moore	INF	Salt Lake Bees
Jorel Ortega	INF	Not Yet Assigned
Cannon Peebles	C	Hill City Howlers
Marcus Phillips	P	Greenville Drive
Jake Rucker	INF	Wichita Wind Surge
AJ Russell	P	Hickory Crawdads
Nick Senzel	INF	Oklahoma City Comets
Nate Snead	P	Tri-City Dust Devils
Garrett Stallings	P	Nashville Sounds
Cal Stark	C	Hub City Spartanburgers
Seth Stephenson	OF	Erie SeaWolves
Kavares Tears	OF	Fort Wayne TinCaps

* As of April 8, 2026

TENNESSEE

BASEBALL



PROBABLE STARTERS INFORMATION

Pos.	No.	Name	Cl.	GP/GS	AVG	R	H	HR	RBI	Notable
C/1B	16	Levi Clark	So.	28/27	.175	16	17	3	18	Tied for third on team with eight RBIs in last 10 games
1B/2B	14	Blake Grimmer	R-So.	21/21	.303	23	23	7	16	Hit four homers in last four games. Two vs. NKU on Tuesday
3B	9	Henry Ford	Jr.	31/31	.301	25	40	10	31	Leads team with 11 multi-hit & 10 multi-RBI games
SS	4	Manny Marin	So.	29/26	.291	18	30	5	20	Homered in midweek win vs. NKU (4/7)
LF	1	Blaine Brown	So.	33/33	.258	28	34	9	29	Hit grand slam in series finale vs. LSU (4/5)
CF/C	5	Garrett Wright	Jr.	22/21	.321	19	25	3	10	Ranks fifth among active D-I players in career HBP (61)
CF/2B	8	Jay Abernathy	So.	30/25	.225	21	20	1	9	Ranks third on the team with 17 walks
RF	13	Reese Chapman	Sr.	32/32	.294	27	32	3	19	Tied for sixth in the SEC with 11 doubles
DH	30	Trent Grindlinger	Fr.	16/9	.410	5	16	1	12	Started four straight games & hit first HR on Tuesday

Other Possible Starters/Key Reserves (Sorted by Games Started/Played)

C	27	Stone Lawless	R-So.	22/21	.250	10	17	4	10	Out for extended period with facial injury
INF/OF	20	Tyler Myatt	R-So.	28/17	.232	9	16	3	12	Recorded hits in four of last five pinch hit opportunities
INF/OF	26	Chris Newstrom	So.	23/15	.180	9	9	1	6	Led team with four hits, two runs, three RBIs in Arlington
INF	2	Ariel Antigua	Jr.	21/13	.206	5	7	1	7	One of the SEC's most talented defensive players
INF	31	Finley Bates	Jr.	9/2	.400	3	4	1	1	Hit a pinch hit homer in his first at-bat of the year (2/14)
OF	17	Nate Eisfelder	Fr.	9/1	.250	1	2	1	5	Made first-career start in Tuesday's midweek win vs. NKU
UTL	15	Hunter High	Jr.	8/1	.222	2	2	0	3	Had a two-run triple in midweek win vs. Austin Peay (3/31)

INDIVIDUAL

No-Hitter:	Jeffery Terrell vs. Bowling Green State (2/15/02) [W, 5-0]
One-Hitter:	Luke Hochevar at Auburn (3/18/05) [W, 2-1]
Complete Game:	Marcus Phillips vs. Florida (3/15/25) [W, 10-0 in 7 inn.]
Complete Game Shutout:	Marcus Phillips vs. Florida (3/15/25) [W, 10-0 in 7 inn.]
Back-to-Back Complete Games:	Garrett Stallings & Will Neely doubleheader vs. Alabama (3/25/18)
Three Straight Complete Games:	Ryan Meyers, Mike Lincoln & Scott Schroeffel 1996 Atlantic Regional vs. Charleston Southern, Georgia Southern & West Virginia
10+ Strikeouts (Individual):	Landon Mack (10) vs. LSU (4/4/26)
10+ Innings Pitched:	Jamie Bennett (10.0) vs. Auburn (4/14/00)
Hit for the Cycle:	Christian Moore vs. Florida State (6/14/24)
Walk-Off Play:	Blake Grimmer vs. USC Upstate (3/24/26 [2-run HR in 9th Inn.])
Hit a Walk-Off HR:	Blake Grimmer vs. USC Upstate (3/24/26 [2-run HR in 9th Inn.])
Run-Rule Walk-Off Play:	Stone Lawless vs. Nicholls (4/13/26) [Solo Home Run in 8th Inn.]
Run-Rule Walk-Off HR:	Stone Lawless vs. Nicholls (4/13/26) [Solo Home Run in 8th Inn.]
Inside the Park Home Run:	Christian Moore vs. Oklahoma (3/6/22)
Inside the Park Grand Slam:	Joe Randa vs. Louisville (4/23/91)
Pinch-Hit Home Run:	Tyler Myatt vs. Kent State (2/20/26)
Pinch-Hit Grand Slam:	Blake Grimmer vs. Radford (3/4/25)
Leadoff HR (Game):	Dean Curley vs. Radford (3/4/25)
Leadoff HR (Inning):	Tyler Myatt vs. Austin Peay (Bot. 5) (3/31/26)
Two-Home Run Game:	Blake Grimmer vs. Northern Kentucky (4/7/26)
HR from Both Sides of Plate in a Game:	Cannon Peebles vs. Kentucky (4/18/25)
Three-Home Run Game:	Christian Moore at Kentucky (4/21/24)
Grand Slam:	Blaine Brown vs. LSU (4/4/26)
Back-to-Back HR:	Blaine Brown / Levi Clark (Bot. 1) vs. Nicholls (DH-2) (2/14/26)
Back-to-Back-to-Back HR:	Luc Lipcius, Jordan Beck & Drew Gilbert vs. Mississippi State (1st inning) (5/19/22)
HR in Three Straight Games:	Andrew Fischer , May 10 - May 13, 2025
HR in Four Straight Games:	Andrew Fischer , March 2 - March 7, 2025
Three-Double Game:	Blake Burke vs. Evansville (6/9/24)
Four-Double Game:	Drew Steckenrider vs. Vanderbilt (5/4/12)
Two-Triple Game:	Hunter Rigsby vs. ETSU (4/17/02)
Four-Hit Game:	Gavin Kilen vs. Cincinnati (5/31/25)
Five-Hit Game:	Christian Moore vs. Florida State (6/14/24)
Six-Hit Game:	Kris Bennett vs. Georgia (6/11/01)
Four-Run Game:	Blaine Brown at Vanderbilt (3/29/26)
Five-Run Game:	Gavin Kilen vs. Rice (3/1/25)
Four-RBI Game:	Blake Grimmer vs. Northern Kentucky (4/7/26)
Five-RBI Game:	Trent Grindlinger at Vanderbilt (3/29/26)
Six-RBI Game:	Hunter Ensley (7) at Florida (5/4/24)
Seven-RBI Game:	Hunter Ensley at Florida (5/4/24)
Eight-RBI Game:	Dean Curley (9) vs. Kansas State (3/5/24)
Nine-RBI Game:	Dean Curley vs. Kansas State (3/5/24)
10-RBI Game:	Joe Randa vs. Louisville (4/23/91)
Four Steals:	Jay Abernathy vs. UNC Asheville (2/18/25)
Five Steals:	Jay Charleston vs. Tennessee Tech (5/14/19)
Six Steals:	Clay Greene vs. Middle Tennessee (4/9/97)
Straight Steal of Home:	Will Maddox vs. MTSU (4/30/13)
No-Hitter vs. UT:	LHP Brian Dodd of Arizona State (3/19/88)
Opposing Player Hit Three HR:	Cade Arrambide of LSU (4) (4/5/26)
Opposing Player Hit Four HR:	Cade Arrambide of LSU (4/5/26)

TEAM

No-Hitter:	Liam Doyle & Dylan Loy vs. Texas A&M [W, 10-0 in 7 Inn.] (4/4/25)
One-Hitter:	Liam Doyle & Tanner Franklin vs. Hofstra (2/14/25) [W, 15-0 in 7 Inn.]
Shutout (Team):	Nicholls (2/13/26) [W, 10-0 in 8 Inn.]
Tennessee Was Shut Out:	Wright State (3/8/26) [L, 6-0]
Tennessee Was No-Hit:	at Arizona State (3/19/88) [LHP Brian Dodd]
Back-to-Back Shutouts:	vs. UC San Diego & vs. Alabama A&M (2/19/23 & 2/21/23) [Wins of 7-0 & 10-0 (8)]
Three Straight Shutouts:	App State (2/16 & 2/17/19) and Northern Kentucky (2/19/19) [Wins of 2-0, 3-0 & 18-0]
Four Straight Shutouts:	Appalachian State (3x) and Northern Kentucky (2/15/19 - 2/19/19) [Wins of 6-0, 2-0, 3-0 & 18-0]
Traditional Walk-Off Win:	USC Upstate (3/24/26) [Blake Grimmer HR in 9th Inn.]
Run-Rule Walk-Off Win:	Nicholls (2/13/26) [Stone Lawless HR in 8th Inn.]
Grand Slam in Back-to-Back Games:	Reese Chapman & Dalton Bargo vs. Hofstra (2/16/25) & vs. UNC Asheville (2/18/25)
Grand Slam in Three Straight Games:	Hunter Ensley, Reese Chapman & Dalton Bargo vs. Hofstra (2/15/25 & 2/16/25) & vs. UNC Asheville (2/18/25)
Two Grand Slams in One Game:	Reese Chapman & Nate Eisfelder vs. Tennessee Tech (3/10/26)
Three Grand Slams in One Game:	Reese Chapman, Andrew Fischer & Blake Grimmer vs. Radford (3/4/25)
Two Grand Slams in One Inning:	Andrew Fischer & Blake Grimmer (Bot. 7) vs. Radford (3/4/25)
Turned a Triple Play:	vs. Oklahoma (2/17/24) [P-SS]
Hit into a Triple Play:	vs. Florida (4/6/08) [Jeff Lockwood lined into 2B-SS-1B]
10+ Runs:	12 vs. Northern Kentucky (4/7/26) [W, 12-6]
15+ Runs:	15 at Vanderbilt (3/29/26) [L, 16-15]
20+ Runs:	20 vs. Tennessee Tech (3/10/26) [W, 20-2 in 7 inn.]
10+ Hits:	11 vs. Northern Kentucky (4/7/26) [W, 12-6]
15+ Hits:	16 at Vanderbilt (3/29/26) [L, 16-15]
20+ Hits:	20 vs. Alabama (5/21/25) [W, 15-10]
1-0 Win:	at Alabama [DH-2] (4/16/11)
1-0 Loss:	at Vanderbilt (4/28/17)
Extra Innings Win:	vs. #2 Texas (5/22/25) [7-5 in 12 inn.]
Extra Innings Loss:	LSU (4/5/26) [L, 16-6 in 12 inn.]
Home Series Won:	Missouri (3/20/26 - 3/22/26)
Home Series Lost:	LSU (4/3/26-4/5/26)
Home Series Sweep:	Nicholls (2/13/26 - 2/14/26)
Home Series Swept:	Missouri (5/18/17 - 5/20/17)
Away Series Won:	at #6 Ole Miss (4/11/25-4/13/25)
Away Series Lost:	at Vanderbilt (3/27/26 - 3/29/26)
Away Series Swept:	at South Carolina (3/28/25 - 3/30/25)
Away Series Swept:	at Vanderbilt (3/27/26 - 3/29/26)
Tournament Won:	NCAA Knoxville Regional (3-1), 2025
Beat a Top 25 Team:	at #6 Georgia (3/13/26) [7-4]
Beat a Top 10 Team:	at #6 Georgia (3/13/26) [7-4]
Beat a Top 5 Team:	#2 Texas (7-5 in 12 Inn.), 5/22/25
Beat a No. 1 Team:	at #1 LSU (4/1/23) [14-7]
Series Win Over a Top 25 Team:	at #6 Ole Miss (4/11/25 - 4/13/25)
Series Win Over a Top 10 Team:	at #6 Ole Miss (4/11/25 - 4/13/25)
Series Win Over a Top 5 Team:	#3 Texas A&M (6/22/24 - 6/24/24)
Series Win Over a No. 1 Team:	at #1 Ole Miss (3/25/22 - 3/27/22)
UT Player Ejection:	Cannon Peebles (Bot. 8) vs. Wake Forest (6/2/25)
UT Head Coach Ejection:	Tony Vitello (Top 5) vs. Auburn (5/4/25)
UT Assistant Coach Ejection:	Frank Anderson (Top 6) vs. Ole Miss (3/23/24)

Bold - Occurred in 2026

HOME RUN TRACKER (53)

Player (Total)	Opponent	Date	Inn.	Type	Exit Velo	Est. Dist.
Henry Ford (1)	Nicholls	2/13	B4	2-Run	106 mph	406 ft.
Tyler Myatt (1)	Nicholls	2/13	B8	Solo	108 mph	418 ft.
Stone Lawless (1)	Nicholls	2/13	B8	Solo	105 mph	373 ft.
Blaine Brown (1)	Nicholls (DH-1)	2/14	B4	3-Run	111 mph	374 ft.
Blaine Brown (2)	Nicholls (DH-1)	2/14	B6	Solo	112 mph	399 ft.
Blaine Brown (3)	Nicholls (DH-2)	2/14	B1	Solo	101 mph	373 ft.
Levi Clark (1)	Nicholls (DH-2)	2/14	B1	Solo	101 mph	407 ft.
Finley Bates (1)	Nicholls (DH-2)	2/14	B5	Solo	103 mph	386 ft.
Stone Lawless (2)	UNC Asheville	2/17	B3	3-run	105 mph	410 ft.
Henry Ford (2)	UNC Asheville	2/17	B4	Solo	104 mph	N/A
Jay Abernathy (1)	Kent State	2/20	B6	2-run	103 mph	362 ft.
Tyler Myatt (2)	Kent State	2/20	B9	Solo	111 mph	434 ft.
Henry Ford (3)	Kent State	2/21	B1	Solo	101 mph	336 ft.
Manny Marin (1)	Bellarmino	2/24	B7	2-Run	100 mph	365 ft.
Blaine Brown (4)	Bellarmino	2/24	B7	3-Run	100 mph	343 ft.
Chris Newstrom (1)	vs. UCLA	2/27	B6	Solo	103 mph	395 ft.
Henry Ford (4)	ETSU	3/3	B6	2-run	106 mph	407 ft.
Blaine Brown (5)	Oakland	3/4	B4	2-run	100 mph	362 ft.
Ariel Antigua (1)	Oakland	3/4	B7	3-run	99 mph	366 ft.
Blake Grimmer (1)	Wright State	3/6	B6	Solo	90 mph	330 ft.
Reese Chapman (1)	Wright State	3/7	B2	Solo	109 mph	371 ft.
Henry Ford (5)	Wright State	3/7	B5	2-run	111 mph	412 ft.
Garrett Wright (1)	Tennessee Tech	3/10	B1	Solo	99 mph	376 ft.
Reese Chapman (2)	Tennessee Tech	3/10	B1	GS	105 mph	372 ft.
Manny Marin (2)	Tennessee Tech	3/10	B2	2-run	98 mph	377 ft.
Henry Ford (6)	Tennessee Tech	3/10	B4	2-run	108 mph	396 ft.
Nate Eisfelder (1)	Tennessee Tech	3/10	B6	GS	105 mph	335 ft.
Henry Ford (7)	at Georgia	3/13	T7	Solo	109 mph	381 ft.
Stone Lawless (3)	at Georgia	3/13	T8	Solo	101 mph	377 ft.
Manny Marin (3)	at Georgia	3/13	T8	Solo	98 mph	374 ft.
Blaine Brown (6)	at Georgia	3/14	T4	Solo	105 mph	398 ft.
Henry Ford (8)	at Georgia	3/15	T3	2-run	102 mph	348 ft.
Blake Grimmer (2)	at Georgia	3/15	T9	Solo	102 mph	369 ft.
Manny Marin (4)	EKU	3/17	B7	2-Run	92 mph	350 ft.
Stone Lawless (4)	Missouri	3/20	B4	Solo	101 mph	375 ft.
Blaine Brown (7)	Missouri	3/20	B7	Solo	110 mph	364 ft.
Levi Clark (2)	Missouri	3/22	B4	2-run	99 mph	337 ft.
Garrett Wright (2)	Missouri	3/22	B8	2-run	98 mph	354 ft.
Blake Grimmer (3)	USC Upstate	3/24	B9	2-run	106 mph	391 ft.
Henry Ford (9)	at Vanderbilt	3/28	T6	3-run	107 mph	388 ft.
Blaine Brown (8)	at Vanderbilt	3/29	T2	3-run	103 mph	410 ft.
Henry Ford (10)	Austin Peay	3/31	B1	2-run	107 mph	424 ft.
Garrett Wright (3)	Austin Peay	3/31	B3	3-run	101 mph	404 ft.
Tyler Myatt (3)	Austin Peay	3/31	B5	Solo	111 mph	391 ft.
Levi Clark (3)	LSU	4/3	B3	Solo	107 mph	383 ft.
Reese Chapman (3)	LSU	4/3	B4	2-run	102 mph	401 ft.
Blake Grimmer (4)	LSU	4/3	B9	Solo	103 mph	355 ft.
Blake Grimmer (5)	LSU	4/4	B3	Solo	105 mph	374 ft.
Blaine Brown (9)	LSU	4/5	B3	GS	102 mph	388 ft.
Blake Grimmer (6)	NKU	4/7	B1	2-run	96 mph	367 ft.
Manny Marin (5)	NKU	4/7	B2	Solo	100 mph	391 ft.
Blake Grimmer (7)	NKU	4/7	B5	Solo	109 mph	422 ft.
Trent Grindlinger (1)	NKU	4/7	B8	3-run	101 mph	354 ft.
TOTAL & HIGHS	53 HRs				112 mph	434 ft.

All data provided by Trackman

BOLD = Season High

SEC STANDINGS

PL	SCHOOL	CONF	OVERALL	PCT	HOME	ROAD	NEUTRAL	T25	STRK
1.	Georgia	10-2	28-6	.824	22-5	6-1	0-0	5-1	W8
2.	Texas	9-3	27-5	.844	19-2	5-3	3-0	8-2	W3
3.	Alabama	8-4	26-8	.765	18-1	5-6	3-1	10-2	W2
4.	Florida	7-5	25-9	.735	17-6	7-3	1-0	9-5	W1
	Mississippi State	7-5	26-7	.788	19-3	4-3	3-1	5-7	W1
	Texas A&M	7-5	25-7	.781	19-3	4-3	2-1	2-5	L1
7.	Auburn	6-6	22-10	.688	15-6	3-4	4-0	6-8	L1
	Kentucky	6-6	24-8	.750	16-3	8-5	0-0	5-4	W1
	LSU	6-6	22-12	.647	16-8	3-4	3-0	1-2	L1
	Vanderbilt	6-6	20-14	.588	18-4	1-5	1-5	3-8	W1
11.	Arkansas	5-7	21-13	.618	15-8	3-4	3-1	3-7	W1
	Ole Miss	5-7	23-11	.676	19-4	3-5	1-2	3-8	W2
	Oklahoma	5-7	22-10	.688	14-5	4-5	4-0	6-7	W1
14.	Tennessee	4-8	21-12	.636	18-6	1-5	2-1	2-5	W1
15.	Missouri	3-9	20-14	.588	11-7	3-6	6-1	1-6	W2
16.	South Carolina	2-10	15-19	.441	14-9	1-8	0-2	3-13	L3

*Games through April 7



2024 SEC Regular-Season and SEC Tournament Champions

SEC PRESEASON POLL

TEAM	POINTS
1. LSU (9)	231
2. Texas (1)	214
3. Mississippi State (4)	205
4. Arkansas (2)	203
5. Auburn	175
6. Tennessee	162
7. Florida	156
8. Vanderbilt	151
9. Georgia	133
10. Ole Miss	110
11. Kentucky	99
12. Alabama	87
13. Texas A&M	86
14. Oklahoma	84
15. South Carolina	49
16. Missouri	31

First-place votes in parentheses

UT IN THE POLLS

	D1B	USAT	BA	NCBWA	PG
PRE/WK1	14	15	13	15	3
WK2	13	--	13	12	3
WK3	20	19	19	20	13
WK4	19	19	19	19	17
WK5	19	21	21	24	19
WK6	22	23	23	RV	21
WK7	21	21	20	23	21
WK8	NR	RV	NR	RV	NR
WK9	NR	NR	NR	RV	NR

-- denotes no poll was released

NATIONAL POLLS

D1Baseball.com (as of 4/6)		USA Today Coaches (as of 4/6)		Baseball America (as of 4/6)		NCBWA (as of 4/6)		Perfect Game (as of 4/6)	
School	Record	School	Record	School	Record	School	Record	School	Record
1. UCLA	29-2	1. UCLA	29-2	1. UCLA	29-2	1. UCLA	29-2	1. UCLA	29-2
2. Texas	26-5	2. Texas	26-5	2. Texas	26-5	2. Texas	26-5	2. Georgia Tech	26-5
3. Georgia Tech	26-5	3. Georgia Tech	26-5	3. Georgia Tech	26-5	3. Georgia Tech	26-5	3. Texas	26-5
4. Georgia	27-6	4. Georgia	27-6	4. Georgia	27-6	4. Georgia	27-6	4. Georgia	27-6
5. Florida State	24-7	5. North Carolina	27-5-1	5. Florida State	24-7	5. North Carolina	27-5-1	5. Florida State	24-7
6. North Carolina	27-5-1	6. Florida State	24-7	6. North Carolina	27-5-1	6. Florida State	24-7	6. North Carolina	27-5-1
7. Oregon State	24-6	7. Oregon State	24-6	7. Oregon State	24-6	7. Oregon State	24-6	7. Alabama	25-8
8. Alabama	25-8	8. Mississippi State	25-7	8. Alabama	25-8	8. Mississippi State	25-7	8. Mississippi State	25-7
9. Mississippi State	25-7	9. Alabama	25-8	9. Mississippi State	25-7	9. Alabama	25-8	9. Oregon State	24-6
10. Southern Miss	23-9	10. USC	27-6	10. Auburn	22-9	10. Coastal Carolina	23-8	10. Coastal Carolina	23-8
11. Coastal Carolina	23-8	11. Coastal Carolina	23-8	11. USC	27-6	11. Southern Miss	23-9	11. USC	27-6
12. UCF	20-9	12. Auburn	22-9	12. Southern Miss	23-9	12. Auburn	22-9	12. Auburn	22-9
13. Virginia	24-9	13. Southern Miss	23-9	13. Oklahoma	21-10	13. USC	27-6	13. UCF	20-9
14. USC	27-6	14. Virginia	24-9	14. Coastal Carolina	23-8	14. Nebraska	26-6	14. Nebraska	26-6
15. Auburn	22-9	15. Texas A&M	25-6	15. NC State	21-11	15. West Virginia	21-7	15. Southern Miss	23-9
16. Oklahoma	21-10	16. UCF	20-9	16. Texas A&M	25-6	16. Texas A&M	25-6	16. West Virginia	21-7
17. West Virginia	21-7	17. Nebraska	26-6	17. UCF	20-9	17. UCF	20-9	17. Virginia	24-9
18. Texas A&M	25-6	18. Oklahoma	21-10	18. West Virginia	21-7	18. Florida	24-9	18. Arizona State	23-9
19. Nebraska	26-6	19. West Virginia	21-7	19. Arizona State	23-9	19. Oklahoma	21-10	19. Texas A&M	25-6
20. Arizona State	23-9	20. Oregon	24-8	20. Nebraska	26-6	20. Virginia	24-9	20. Oregon	24-8
21. Oregon	24-8	21. Arizona State	23-9	21. Florida	24-9	21. Arizona State	23-9	21. Jacksonville State	27-6
22. Arkansas	20-13	22. Arkansas	20-13	22. Arkansas	20-13	22. Oregon	24-8	22. Florida	24-9
23. Boston College	22-11	23. NC State	21-11	23. Boston College	22-11	23. Arkansas	20-13	23. Missouri State	21-9
24. LSU	22-11	24. Florida	24-9	24. Jacksonville State	27-6	24. Jacksonville State	27-6	24. Miami	24-8
25. Ole Miss	22-11	25. Boston College	22-11	25. Virginia	24-9	25. Boston College	22-11	25. Boston College	22-11

* Records displayed are from date poll was released



18 LANDON MACK

So. | RHP | 6-1 | 200 | Columbus, N.J. (Rutgers / Bishop Eustace HS)

CAREER STATS

Season	W-L	APP-GS	CG	SHO	IP	H	R	ER	HR	BB	K	SV	WHIP	BAA	ERA
2025	6-5	15-15	0	0-2	80.1	81	39	36	10	17	70	0	1.22	.266	4.03
2026	3-2	8-8	0	0-0	44.0	44	19	17	6	17	58	0	1.39	.260	3.48
TOTALS	9-7	23-23	0	0-2	124.1	125	58	53	16	34	128	0	1.28	.264	3.84

SEASON BESTS

Innings	7.0 vs. LSU (4/3)
Runs Allowed	1 (2x), last vs. LSU (4/3)
ER Allowed	1 (3x), last vs. LSU (4/3)
Strikeouts	11 vs. Kent State (2/21)
Walks	0 at Vanderbilt (3/28)
Hits Allowed	3 (2x), last vs. LSU (4/3)

CAREER BESTS

Innings Pitched	8.0 vs. Minnesota (4/18/25)
Runs Allowed	0 (4X), last at Indiana (5/20/25)
ER Allowed	0 (4x), last at Indiana (5/20/25)
Strikeouts	11 vs. Kent State (2/21/26)
Walks Allowed	0 (6x), last at Vanderbilt (3/28/26)
Hits Allowed	2 (2x), last at Oregon (3/22/25)

GAME-BY-GAME STATS

Date	Opponent	GS	IP	H	R	ER	BB	SO	2B	3B	HR	WP	BK	HBP	IBB	Score	W-L	Sv	ERA	NP
Feb 14	NICHOLLS-1	*	6.0	4	1	1	1	9	0	0	1	0	0	0	0	5-1	1-0	0	1.50	83
Feb 21	KENT STATE	*	6.2	4	2	1	3	11	0	0	0	0	0	0	0	1-2	1-1	0	1.42	91
Feb 28	vs Arizona State	*	5.0	7	2	2	1	5	3	0	0	0	0	1	0	5-3	2-1	0	2.04	93
Mar 07	WRIGHT STATE	*	5.0	3	2	2	4	5	1	0	0	0	0	0	0	5-4	3-1	0	2.38	97
Mar 14	at Georgia	*	5.1	9	4	4	4	4	0	0	2	0	0	0	0	2-4	3-2	0	3.21	95
Mar 21	MISSOURI	*	4.0	6	2	2	3	5	1	0	0	1	1	1	0	4-2	3-2	0	3.38	88
Mar 28	at Vanderbilt	*	5.0	8	5	4	0	9	1	0	2	0	0	1	0	5-6	3-2	0	3.89	96
Apr 03	LSU	*	7.0	3	1	1	1	10	0	0	1	0	0	0	0	5-7	3-2	0	3.48	94
Totals		8	44.0	44	19	17	17	58	6	0	6	1	1	3	0	32-29	3-2	0	3.48	-

BIO INFORMATION

CAREER HONORS

- 2026 College Baseball Foundation Pitcher of the Year Watch List
- 2025 USA Baseball Collegiate National Team
- 2025 Baseball America Freshman All-American -- 2nd Team
- 2025 Big 10 All-Freshmen Team
- Big 10 Pitcher of the Week -- March 22, 2025
- Big 10 Freshman of the Week -- March 22, 2025

2026

- Posted his most impressive outing of the season in series opener vs. LSU (4/3), tossing a season-high seven innings while holding the Tigers to just one run on three hits while racking up an SEC-high 10 strikeouts. Also retired the final 14 batters he faced.
- Earned win No. 3 on the year after allowing just two runs on three hits in five innings of work against Wright State (3/7)
- Notched his second win of the season after allowing two runs and striking out five over five innings pitched vs. Arizona State (2/28)
- Posted a career-high in strikeouts for the second consecutive start, fanning 11 batters while allowing just two runs (one earned) over 6.2 innings vs. Kent State (2/21)
- Set a then career high with nine strikeouts in his UT debut while allowing just one run over six innings to earn a victory vs. Nicholls (2/14)

2025 - RUTGERS

- Led the Scarlet Knights with a 6-5 record, 4.03 ERA, 15 games started, 80.1 innings pitched and 70 strikeouts while allowing just 17 walks as a true freshman

NOTABLE

- Born on Aug. 31, 2005
- Majoring in Communications Studies
- Ranked as the No. 7 overall prospect in New Jersey and No. 388 nationally by Perfect Game
- As a senior, posted a 0.55 ERA and 0.61 WHIP across 51.0 innings, giving up just four earned runs all year with 85 strikeouts, 23 hits and just eight walks

GAME 2 STARTER



21 **TEGAN KUHNS**

So. | RHP | 6-3 | 190 | Gettysburg, Pa. (Gettysburg Area HS)

CAREER STATS

Season	W-L	APP-GS	CG	SHO	IP	H	R	ER	HR	BB	K	SV	WHIP	BAA	ERA
2025	2-4	15-10	0	0-0	36.2	43	27	22	5	16	40	0	1.61	.285	5.40
2026	1-3	8-7	0	0-1	39.1	38	19	17	6	6	47	0	1.17	.247	3.89
TOTALS	3-7	23-17	0	0-1	76.0	81	46	39	11	22	87	0	1.38	.266	4.62

SEASON BESTS

Innings	6.2 vs. Nicholls (2/13)
Runs Allowed	0 vs. Nicholls (2/13)
ER Allowed	0 vs. Nicholls (2/13)
Strikeouts	10 vs. UCLA (2/27)
Walks	0 (3x), last at Georgia (3/13)
Hits Allowed	1 vs. Kent State (2/20)

CAREER BESTS

Innings Pitched	6.2 vs. Nicholls (2/13/26)
Runs Allowed	0 (5x), last vs. Nicholls (2/13/26)
ER Allowed	0 (6x), last vs. Nicholls (2/13/26)
Strikeouts	10 vs. UCLA (2/27/26)
Walks Allowed	0 (8x), last at Georgia (3/13/26)
Hits Allowed	0 vs. North Alabama (2/25/25)

GAME-BY-GAME STATS

Date	Opponent	GS	IP	H	R	ER	BB	SO	2B	3B	HR	WP	BK	HBP	IBB	Score	W-L	Sv	ERA	NP
Feb 13	NICHOLLS	*	6.2	2	0	0	1	8	0	0	0	1	0	0	0	10-0	1-0	0	0.00	86
Feb 20	KENT STATE	*	5.2	1	1	1	3	4	0	0	0	0	0	3	0	4-3	1-0	0	0.73	91
Feb 27	vs UCLA	*	6.0	6	6	4	0	10	2	0	3	0	0	0	0	5-12	1-1	0	2.45	86
Mar 06	WRIGHT STATE	*	5.0	8	3	3	0	7	2	0	1	0	0	0	0	4-3	1-1	0	3.09	78
Mar 13	at Georgia	*	4.2	6	4	4	0	6	1	0	1	0	0	0	0	7-4	1-1	0	3.86	86
Mar 20	MISSOURI	*	3.0	6	3	3	1	5	2	0	1	0	0	0	0	4-8	1-2	0	4.35	70
Mar 27	at Vanderbilt	*	4.1	5	1	1	1	6	0	0	0	0	0	1	0	2-3	1-3	0	4.08	78
Apr 04	LSU	*	4.0	4	1	1	2	1	0	0	0	0	0	0	0	4-1	1-3	0	3.89	69
Totals			7	39.1	38	19	17	8	47	7	0	6	1	0	4	40-34	1-3	0	3.89	-

BIO INFORMATION

CAREER HONORS

- 2026 College Baseball Foundation Pitcher of the Year Watch List
- 2026 Baseball America Pitcher of the Year Preseason Watch List
- 2026 Baseball America Preseason All-American -- 2nd Team (SP)

2026

- Returned to the weekend rotation vs. LSU (4/4) and limited the Tigers to one run off four hits in four innings of work
- In his first relief appearance of the year, pitched 4.1 innings of one run ball with six strikeouts in series opener at Vanderbilt (3/27)
- Finished with six strikeouts and retired the first 10 batters he faced in SEC opener at No. 6 Georgia (3/13)
- Racked up a career-high 10 strikeouts over six innings vs. No. 1 UCLA (2/27) at the Amegy Bank College Baseball Series in Arlington, Texas
- Surrendered just one run on one hit while striking out four batters over 5.2 innings in series opener vs. Kent State (2/20)
- Started the year strong by setting career bests in innings pitched (6.2) and strikeouts (8) vs. Nicholls (2/13), holding the Colonels to just two hits and no runs on Opening Day

NOTABLE

- Full name is Tegan Michael Kuhns
- Born on May 25, 2005
- Majoring in Information Sciences
- Was the No. 11 right-handed pitcher in the nation and the best player in Pennsylvania for the Class of 2024 according to Perfect Game and the No. 40 left-handed pitcher nationally
- Hobbies include playing golf and video games as well as being on the water

GAME 3 STARTER



11 **EVAN BLANCO**

Sr. | LHP | 6-0 | 210 | Woburn, Mass. (Virginia / Austin Preparatory School)

CAREER STATS

Season	W-L	APP-GS	CG	SHO	IP	H	R	ER	HR	BB	K	SV	WHIP	BAA	ERA
2023	1-0	24-0	0	0-2	23.2	18	13	8	2	10	26	0	1.18	.200	3.04
2024	8-3	18-18	0	0-2	99.1	101	49	40	11	27	99	0	1.29	.262	3.62
2025	3-5	14-8	0	0-0	39.0	58	35	27	6	9	36	0	1.72	.352	6.23
2026	2-2	8-8	0	0-0	42.1	31	22	18	7	18	52	0	1.16	.200	3.83
TOTALS	14-10	64-34	0	0-4	204.1	208	119	93	26	64	213	0	1.33	.261	4.10

SEASON BESTS

Innings 7.2 vs. Missouri (3/22)
Runs Allowed 0 vs. Nicholls (2/14)
ER Allowed 0 vs. Nicholls (2/14)
Strikeouts 9 vs. Nicholls (2/14)
Walks 1 (2x), last at Vanderbilt (3/29)
Hits Allowed 2 (2x), last vs. Wright State (3/8)

CAREER BESTS

Innings Pitched 7.2 vs. Missouri (3/22/26)
Runs Allowed 0 (20x), last vs. Nicholls (2/14/26)
ER Allowed 0 (26x), last vs. Nicholls (2/14/26)
Strikeouts 11 at Louisville (4/12/24)
Walks Allowed 0 (28x), last vs. Boston College (5/21/25)
Hits Allowed 0 (12x), last at Florida (6/16/23)

GAME-BY-GAME STATS

Date	Opponent	GS	IP	H	R	ER	BB	SO	2B	3B	HR	WP	BK	HBP	IBB	Score	W-L	Sv	ERA	NP
Feb 14	NICHOLLS-2	*	5.0	5	0	0	2	9	0	0	0	0	0	0	0	12-2	1-0	0	0.00	87
Feb 22	KENT STATE	*	4.0	3	3	2	4	8	3	0	0	0	0	0	0	5-9	1-1	0	2.00	79
Mar 01	vs Virginia Tech	*	5.1	2	1	1	1	6	0	0	1	0	1	3	0	3-1	1-1	0	1.88	90
Mar 08	WRIGHT STATE	*	5.1	2	3	3	3	8	1	0	0	0	0	1	0	0-6	1-2	0	2.75	76
Mar 15	at Georgia	*	5.2	3	3	3	3	8	0	0	1	0	0	1	0	7-8	1-2	0	3.20	107
Mar 22	MISSOURI	*	7.2	4	1	1	2	5	1	0	1	0	0	0	0	7-1	2-2	0	2.73	84
Mar 29	at Vanderbilt	*	3.0	8	9	6	1	2	1	0	2	0	0	0	0	15-16	2-2	0	4.00	62
Apr 05	LSU	*	6.1	4	2	2	2	6	1	0	2	0	0	0	0	6-16	2-2	0	3.83	102
Totals		8	42.1	31	22	18	18	52	7	0	7	0	1	5	0	55-59	2-2	0	3.83	-

BIO INFORMATION

CAREER HONORS

- 2025 Preseason Golden Spikes Award Watch List
- 2025 D1Baseball.com Preseason All-American -- 2nd Team
- 2024 All-ACC -- 3rd Team (SP)
- 2023 ACC Academic Team
- 2023 ACC Academic Honor Roll

2026

- Posted a quality start in series finale vs. LSU (4/5), holding the Tigers to two runs on four hits while striking out six over 6.1 innings
- Tossed a career-high 7.2 innings and struck out five while allowing just one run to earn the win in rubber game vs. Missouri (3/22)
- Pitched 5.2 innings and carried a no-hitter into the fifth inning while retiring the first 10 batters he faced in his SEC debut at No. 6 Georgia (3/15)
- Carried a no-hitter into the six inning and finished with eight strikeouts in loss to Wright State (3/8)
- Allowed just one run on two hits while striking out six over 5.1 innings in a no-decision vs. Virginia Tech (3/1)
- Racked up eight strikeouts in four innings of work in series finale vs. Kent State (2/22)
- Tossed five shutout innings and struck out nine batters vs. Nicholls (2/14) to earn the win in his Tennessee debut

2025 - VIRGINIA

- Went 3-5 in eight starts with a 6.23 ERA over 14 appearances while batting through an injury
- Struck out 26 batters in 39 innings against nine walks

NOTABLE

- Full name is Evan Luis Blanco
- Born on Sept. 4, 2003
- Ranked the No. 1 LHP and No. 2 overall player in Massachusetts as well as the No. 40 overall LHP in the country according to Perfect Game



2026 Tennessee Baseball
Overall Statistics for Tennessee (as of Apr 08, 2026)
(All games Sorted by Batting avg)



Record: 21-12 Home: 18-6 Away: 1-5 Neutral: 2-1 SEC: 4-8

Player	avg	gp-gs	ab	r	h	2b	3b	hr	rbi	tb	slg%	bb	hp	so	gdp	ob%	sf	sh	sb-att	po	a	e	fld%	
5 Garrett Wright	.321	22-21	78	19	25	8	0	3	10	42	.538	5	12	14	1	.442	0	0	1-2	54	1	0	1.000	
14 Blake Grimmer	.303	21-21	76	23	23	5	0	7	16	49	.645	19	1	24	1	.448	0	0	1-1	110	17	0	1.000	
9 Henry Ford	.301	31-31	133	25	40	6	0	10	31	76	.571	13	0	23	2	.361	1	0	3-5	20	44	4	.941	
13 Reese Chapman	.294	32-32	109	27	32	11	0	3	19	52	.477	21	3	25	1	.421	0	0	5-5	44	3	2	.959	
4 Manny Marin	.291	29-26	103	18	30	4	0	5	20	49	.476	5	2	26	3	.333	1	1	3-3	41	73	3	.974	
1 Blaine Brown	.258	33-33	132	28	34	8	0	9	29	69	.523	13	1	30	1	.327	1	0	3-3	28	1	1	.967	
27 Stone Lawless	.250	22-21	68	10	17	4	0	4	10	33	.485	11	5	12	2	.388	1	1	1-2	209	15	2	.991	
20 Tyler Myatt	.232	28-17	69	9	16	5	0	3	12	30	.435	8	3	24	2	.333	1	0	1-2	15	17	2	.941	
8 Jay Abernathy	.225	30-25	89	21	20	7	1	1	9	32	.360	17	1	25	1	.355	0	1	3-4	45	7	2	.963	
16 Levi Clark	.175	28-27	97	16	17	4	0	3	18	30	.309	15	6	20	2	.314	3	0	2-2	216	16	0	1.000	

30 Trent Grindlinger	.410	16-9	39	5	16	1	1	1	12	22	.564	6	1	6	2	.500	0	1	0-1	33	2	0	1.000	
31 Finley Bates	.400	9-2	10	3	4	0	0	1	1	7	.700	0	2	1	0	.500	0	0	0-1	2	6	0	1.000	
17 Nate Eisfelder	.250	9-1	8	1	2	0	0	1	5	5	.625	4	0	4	0	.500	0	0	0-0	3	0	0	1.000	
15 Hunter High	.222	8-1	9	2	2	0	1	0	3	4	.444	1	0	1	1	.273	1	0	0-0	11	3	0	1.000	
2 Ariel Antigua	.206	21-13	34	5	7	3	0	1	7	13	.382	5	2	5	2	.326	2	1	1-1	19	23	1	.977	
26 Chris Newstrom	.180	23-15	50	9	9	2	1	1	6	16	.320	6	1	13	0	.276	1	0	0-0	20	14	0	1.000	
12 Evan Hankins	.000	5-1	6	1	0	0	0	0	0	0	.000	1	0	3	0	.143	0	0	0-0	14	1	0	1.000	
29 Taylor Tracey	.000	1-1	2	0	0	0	0	0	0	0	.000	0	0	1	0	.000	0	0	0-0	1	0	0	1.000	
Totals	.264	33	1112	222	294	68	4	53	208	529	.476	150	40	257	21	.368	12	5	24-32	898	275	19	.984	
Opponents	.225	33	1111	148	250	35	1	41	141	410	.369	102	40	359	12	.312	4	8	31-43	854	292	32	.973	

LOB - Team (247), Opp (219). DPs turned - Team (14), Opp (22). CI - Team (0), Opp (4). IBB - Team (6), GRIMMER, B. 3, WRIGHT, G. 1, FORD, H. 1, CHAPMAN, R. 1, Opp (2). Picked off - GRINDLINGER 1, CLARK, L. 1, ABERNATHY, J 1.

(All games Sorted by Earned run avg)

Player	era	w-l	app	gs	cg	sho	sv	ip	h	r	er	bb	so	2b	3b	hr	b/avg	wp	hp	bk	sfa	sha
18 Landon Mack	3.48	3-2	8	8	0	0/0	0	44.0	44	19	17	17	58	6	0	6	.260	1	3	1	0	1
11 Evan Blanco	3.83	2-2	8	8	0	0/0	0	42.1	31	22	18	18	52	7	0	7	.200	0	5	1	0	3
21 Tegan Kuhns	3.89	1-3	8	7	0	0/1	0	39.1	38	19	17	8	47	7	0	6	.247	1	4	0	1	1

19 Cam Appenzeller	1.15	4-0	10	0	0	0/0	1	31.1	17	4	4	4	35	3	0	0	.162	0	0	0	0	1
29 Taylor Tracey	1.98	0-0	9	4	0	0/0	0	13.2	7	3	3	8	22	1	0	1	.146	0	3	0	0	0
33 Bo Rhudy	2.70	1-1	14	0	0	0/0	1	16.2	10	5	5	2	22	2	0	3	.167	0	2	0	0	0
6 Brady Frederick	3.55	4-1	16	0	0	0/0	0	25.1	19	11	10	7	27	2	0	3	.218	0	2	0	2	1
1 Blaine Brown	4.50	0-0	3	3	0	0/0	0	2.0	1	1	1	3	5	0	0	0	.143	0	1	0	0	0
46 Jax Bishop	4.50	0-0	3	0	0	0/0	0	2.0	2	1	1	1	2	0	0	1	.250	0	0	0	0	0
25 Brandon Arvidson	4.56	1-0	9	1	0	0/0	0	23.2	21	12	12	10	31	2	0	3	.241	2	2	0	0	0
44 Nic Abraham	4.82	1-0	9	0	0	0/1	0	18.2	16	10	10	6	11	1	0	2	.232	0	6	0	0	0
7 Mark Hindy	6.75	2-0	11	0	0	0/0	0	8.0	7	6	6	3	6	0	0	1	.241	0	2	0	1	1
38 Ethan Baiotto	7.20	1-0	7	2	0	0/0	0	10.0	13	8	8	3	7	4	0	2	.302	0	2	0	0	0
34 Brayden Krenznel	8.18	1-3	12	0	0	0/0	2	11.0	9	11	10	6	20	0	0	2	.214	3	6	0	0	0
36 Sawyer Deering	8.44	0-0	8	0	0	0/0	0	5.1	5	6	5	3	5	0	1	2	.238	0	1	1	0	0
48 Chandler Day	13.50	0-0	6	0	0	0/0	0	4.0	7	6	6	1	4	0	0	1	.389	1	0	0	0	0
42 Will Haas	18.00	0-0	4	0	0	0/0	0	2.0	3	4	4	2	5	0	0	1	.333	0	1	0	0	0
Totals	4.12	21-12	33	33	0	1/1	4	299.1	250	148	137	102	359	35	1	41	.225	8	40	3	4	8
Opponents	5.88	12-21	33	33	0	1/1	5	284.2	294	222	186	150	257	68	4	53	.264	33	40	2	12	5

PB - Team (4), LAWLESS, S. 3, CLARK, L. 1, Opp (6). Pickoffs - Team (8), MACK, L. 3, ARVIDSON, B. 2, LAWLESS, S. 1, ABRAHAM, N. 1, BLANCO, E. 1, Opp (3). SBA/ATT - LAWLESS, S. (25-31), KUHNS, T. (8-9), ARVIDSON, B. (3-7), FREDERICK, B (4-7), CLARK, L. (4-5), BLANCO, E. (3-5), MACK, L. (3-4), KRENZEL, B. (3-3), GRINDLINGER (1-2), APPENZELLER (1-2), TRACEY, T. (2-2), RHUDY, B. (1-1), HINDY, M. (1-1), BAIOTTO, E. (1-1), WRIGHT, G. (1-1), ABRAHAM, N. (1-1).



2026 Tennessee Baseball
Conference statistics for Tennessee (as of Apr 06, 2026)
(SEC games only Sorted by Batting avg)



Record: 4-8 Home: 3-3 Away: 1-5 SEC: 4-8

Player	avg	gp-gs	ab	r	h	2b	3b	hr	rbi	tb	slg%	bb	hp	so	gdp	ob%	sf	sh	sb-att	po	a	e	fld%	
14 Blake Grimmer	.279	12-12	43	12	12	2	0	3	7	23	.535	15	1	15	0	.475	0	0	0-0	70	10	0	1.000	
13 Reese Chapman	.271	12-12	48	11	13	5	0	1	6	21	.438	7	2	12	0	.386	0	0	2-2	20	3	2	.920	
16 Levi Clark	.250	9-9	32	5	8	0	0	2	7	14	.438	6	2	10	2	.381	2	0	1-1	82	3	0	1.000	
5 Garrett Wright	.240	12-12	50	8	12	4	0	1	3	19	.380	3	6	12	1	.356	0	0	1-2	26	0	0	1.000	
4 Manny Marin	.226	12-12	53	8	12	1	0	1	8	16	.302	2	2	15	2	.281	0	0	1-1	27	34	0	1.000	
27 Stone Lawless	.222	9-8	27	5	6	3	0	2	3	15	.556	2	2	7	0	.313	1	1	0-1	69	7	0	1.000	
1 Blaine Brown	.216	12-12	51	12	11	2	0	4	9	25	.490	7	0	18	1	.310	0	0	1-1	16	0	1	.941	
9 Henry Ford	.192	12-12	52	5	10	1	0	3	9	20	.385	6	0	18	1	.271	1	0	0-2	9	15	1	.960	
20 Tyler Myatt	.185	10-6	27	0	5	0	0	0	3	5	.185	1	0	9	0	.207	1	0	0-1	4	13	1	.944	
8 Jay Abernathy	.077	9-6	26	1	2	1	0	0	2	3	.115	1	0	8	0	.111	0	1	0-0	17	2	1	.950	

30 Trent Grindlinger	.412	5-4	17	1	7	0	0	0	6	7	.412	3	0	3	0	.500	0	1	0-0	0	0	0	.000	
26 Chris Newstrom	.000	6-2	4	0	0	0	0	0	0	0	.000	0	1	3	0	.200	0	0	0-0	1	1	0	1.000	
2 Ariel Antigua	.000	4-1	2	0	0	0	0	0	0	0	.000	0	0	0	0	.000	0	0	0-0	1	2	0	1.000	
15 Hunter High	.000	1-0	0	0	0	0	0	0	0	0	.000	0	0	0	0	.000	0	0	0-0	0	0	0	.000	
Totals	.227	12	432	68	98	19	0	17	63	168	.389	53	16	130	7	.330	5	3	6-11	346	97	6	.987	
Opponents	.263	12	449	76	118	11	1	25	73	206	.459	40	11	123	4	.338	0	4	13-18	348	118	11	.977	

LOB - Team (94), Opp (82). DPs turned - Team (5), Opp (8). CI - Team (0), Opp (1). IBB - Team (5), GRIMMER, B. 3, FORD, H. 1, CHAPMAN, R. 1, Opp (2).

(SEC games only Sorted by Earned run avg)

Player	era	w-l	app	gs	cg	sho	sv	ip	h	r	er	bb	so	2b	3b	hr	b/avg	wp	hp	bk	sfa	sha
19 Cam Appenzeller	0.00	2-0	4	0	0	0/0	0	18.1	9	0	0	1	19	1	0	0	.150	0	0	0	0	0
18 Landon Mack	4.64	0-1	4	4	0	0/0	0	21.1	26	12	11	8	28	2	0	5	.302	1	2	1	0	1
11 Evan Blanco	4.76	1-0	4	4	0	0/0	0	22.2	19	15	12	8	21	3	0	6	.221	0	1	0	0	2
25 Brandon Arvidson	4.86	1-0	5	1	0	0/0	0	16.2	14	9	9	9	19	1	0	2	.230	0	1	0	0	0
21 Tegan Kuhns	5.06	0-2	4	3	0	0/0	0	16.0	21	9	9	4	18	3	0	2	.309	0	1	0	0	0

33 Bo Rhudy	3.68	0-1	6	0	0	0/0	1	7.1	4	3	3	0	7	0	0	3	.154	0	0	0	0	0
44 Nic Abraham	13.50	0-0	2	0	0	0/0	0	6.0	6	9	9	4	3	1	0	1	.250	0	2	0	0	0
6 Brady Frederick	13.50	0-1	4	0	0	0/0	0	3.1	7	5	5	3	2	0	0	2	.467	0	1	0	0	1
48 Chandler Day	20.25	0-0	2	0	0	0/0	0	1.1	3	3	3	0	2	0	0	1	.429	0	0	0	0	0
34 Brayden Krenznel	36.00	0-3	5	0	0	0/0	0	2.0	5	8	8	3	4	0	0	2	.455	1	3	0	0	0
36 Sawyer Deering	54.00	0-0	1	0	0	0/0	0	0.1	2	2	2	0	0	0	1	1	.667	0	0	0	0	0
7 Mark Hindy	99.00	0-0	2	0	0	0/0	0	0.0	2	1	1	0	0	0	0	0	1.000	0	0	0	0	0
Totals	5.62	4-8	12	12	0	0/0	1	115.1	118	76	72	40	123	11	1	25	.263	2	11	1	0	4
Opponents	4.34	8-4	12	12	0	0/0	4	116.0	98	68	56	53	130	19	0	17	.227	15	16	0	5	3

PB - Team (0), Opp (3). Pickoffs - Team (1), MACK, L. 1. SBA/ATT - LAWLESS, S. (10-15), KUHNS, T. (6-7), CLARK, L. (3-3), MACK, L. (2-3), ARVIDSON, B. (1-2), FREDERICK, B (1-2), KRENZEL, B. (2-2), BLANCO, E. (1-1), APPENZELLER (0-1).



2026 Tennessee Baseball
Game Results for Tennessee (as of Apr 08, 2026)
(All games)



Date	Opponent	Score	Inns	Overall	SEC	Pitcher of record	Attend	Time
Feb 13, 2026	NICHOLLS	w 10-0	8	1-0-0	0-0-0	KUHNS, T. (W 1-0)	6977	2:34
Feb 14, 2026	NICHOLLS-1	w 5-1	9	2-0-0	0-0-0	MACK, L. (W 1-0)	6515	2:43
Feb 14, 2026	NICHOLLS-2	w 12-2	7	3-0-0	0-0-0	BLANCO, E. (W 1-0)	5667	2:46
Feb 17, 2026	UNC ASHEVILLE	w 10-3	9	4-0-0	0-0-0	APPENZELLER (W 1-0)	5685	2:59
Feb 20, 2026	KENT STATE	w 4-3	9	5-0-0	0-0-0	FREDERICK, B (W 1-0)	6267	3:13
Feb 21, 2026	KENT STATE	L 1-2	9	5-1-0	0-0-0	MACK, L. (L 1-1)	7001	2:50
Feb 22, 2026	KENT STATE	L 5-9	9	5-2-0	0-0-0	BLANCO, E. (L 1-1)	5626	3:04
Feb 24, 2026	BELLARMINE	w 8-3	9	6-2-0	0-0-0	APPENZELLER (W 2-0)	5271	2:56
Feb 27, 2026	vs #1 UCLA	L 5-12	9	6-3-0	0-0-0	KUHNS, T. (L 1-1)	7181	3:18
Feb 28, 2026	vs Arizona State	w 5-3	9	7-3-0	0-0-0	MACK, L. (W 2-1)	13097	3:07
Mar 01, 2026	vs Virginia Tech	w 3-1	9	8-3-0	0-0-0	HINDY, M. (W 1-0)	8903	2:39
Mar 03, 2026	ETSU	w 7-1	9	9-3-0	0-0-0	FREDERICK, B (W 2-0)	6028	2:46
Mar 04, 2026	OAKLAND	w 11-2	9	10-3-0	0-0-0	ABRAHAM, N. (W 1-0)	5727	2:48
Mar 06, 2026	WRIGHT STATE	w 4-3	9	11-3-0	0-0-0	FREDERICK, B (W 3-0)	6479	2:57
Mar 07, 2026	WRIGHT STATE	w 5-4	9	12-3-0	0-0-0	MACK, L. (W 3-1)	6587	2:55
Mar 08, 2026	WRIGHT STATE	L 0-6	9	12-4-0	0-0-0	BLANCO, E. (L 1-2)	5810	2:25
Mar 10, 2026	TENNESSEE TECH	w 20-2	7	13-4-0	0-0-0	BAIOTTO, E. (W 1-0)	6102	2:43
* Mar 13, 2026	at #8 Georgia	w 7-4	9	14-4-0	1-0-0	ARVIDSON, B. (W 1-0)	3107	2:54
* Mar 14, 2026	at #8 Georgia	L 2-4	9	14-5-0	1-1-0	MACK, L. (L 3-2)	3330	2:44
* Mar 15, 2026	at #8 Georgia	L 7-8	9	14-6-0	1-2-0	KRENZEL, B. (L 0-1)	3039	3:23
Mar 17, 2026	EASTERN KENTUCKY	w 10-3	9	15-6-0	1-2-0	FREDERICK, B (W 4-0)	5647	3:12
* Mar 20, 2026	MISSOURI	L 4-8	9	15-7-0	1-3-0	KUHNS, T. (L 1-2)	6359	3:13
* Mar 21, 2026	MISSOURI	w 4-2	9	16-7-0	2-3-0	APPENZELLER (W 3-0)	6826	3:07
* Mar 22, 2026	MISSOURI	w 7-1	9	17-7-0	3-3-0	BLANCO, E. (W 2-2)	6132	2:13
Mar 24, 2026	USC UPSTATE	w 4-2	9	18-7-0	3-3-0	KRENZEL, B. (W 1-1)	5977	2:54
* Mar 27, 2026	at Vanderbilt	L 2-3	(10)	18-8-0	3-4-0	KUHNS, T. (L 1-3)	3442	3:01
* Mar 28, 2026	at Vanderbilt	L 5-6	(16)	18-9-0	3-5-0	FREDERICK, B (L 4-1)	3442	4:44
* Mar 29, 2026	at Vanderbilt	L 15-16	9	18-10-0	3-6-0	KRENZEL, B. (L 1-2)	3442	3:33
Mar 31, 2026	AUSTIN PEAY	w 13-4	9	19-10-0	3-6-0	HINDY, M. (W 2-0)	6647	2:43
* Apr 03, 2026	LSU	L 5-7	9	19-11-0	3-7-0	RHUDY, B. (L 0-1)	7195	3:01
* Apr 04, 2026	LSU	w 4-1	9	20-11-0	4-7-0	APPENZELLER (W 4-0)	7259	2:30
* Apr 05, 2026	LSU	L 6-16	(12)	20-12-0	4-8-0	KRENZEL, B. (L 1-3)	6308	4:02
Apr 07, 2026	NORTHERN KENTUCKY	w 12-6	9	21-12-0	4-8-0	RHUDY, B. (W 1-1)	5814	2:46

* = Conference game
 () extra inning game

2026 Tennessee Baseball
Team Game-by-Game for Tennessee (as of Apr 08, 2026)
Batting (All games)

Date	Opponent	ab	r	h	rbi	2b	3b	hr	tb	bb	ibb	sb	cs	hbp	sac	sf	gdp	k	po	a	e	lob	avg
Feb 13	NICHOLLS	33	10	11	9	5	0	3	25	5	0	0	0	1	0	0	0	5	24	7	0	10	.333
Feb 14	NICHOLLS	29	5	8	5	3	0	2	17	9	0	0	0	1	0	0	0	6	27	9	0	10	.306
Feb 14	NICHOLLS	27	12	11	11	3	0	3	23	10	0	0	0	1	0	0	2	7	21	5	0	8	.337
Feb 17	UNC ASHEVILLE	35	10	14	10	5	1	2	27	2	0	1	0	3	0	2	0	5	27	8	0	8	.355
Feb 20	KENT STATE	29	4	7	4	1	0	2	14	6	0	0	0	0	0	1	1	5	27	10	0	8	.333
Feb 21	KENT STATE	32	1	5	1	1	0	1	9	1	0	0	0	4	0	0	0	6	27	8	3	9	.303
Feb 22	KENT STATE	31	5	7	2	1	0	0	8	2	0	1	0	1	0	1	1	6	27	10	2	3	.292
Feb 24	BELLARMINE	34	8	10	7	2	0	2	18	5	0	4	1	0	0	1	0	4	27	10	0	8	.292
Feb 27	vs UCLA	35	5	7	5	0	1	1	12	5	0	0	0	1	0	0	0	13	27	7	3	9	.281
Feb 28	vs Arizona State	33	5	9	5	4	0	0	13	6	0	0	0	1	1	1	0	10	27	13	1	10	.280
Mar 01	vs Virginia Tech	29	3	4	3	2	0	0	6	3	0	0	0	0	0	0	0	9	27	7	0	5	.268
Mar 03	ETSU	33	7	11	7	3	0	1	17	4	0	0	0	1	0	0	2	4	27	4	0	7	.274
Mar 04	OAKLAND	37	11	12	11	3	0	2	21	4	0	3	1	3	0	0	0	7	27	6	0	9	.278
Mar 06	WRIGHT STATE	29	4	6	4	1	0	1	10	5	0	0	0	1	1	0	0	7	27	10	2	8	.274
Mar 07	WRIGHT STATE	32	5	9	5	3	0	2	18	4	0	1	0	1	0	0	1	5	27	15	0	9	.274
Mar 08	WRIGHT STATE	33	0	6	0	1	0	0	7	0	0	0	0	0	0	0	0	6	27	9	0	6	.268
Mar 10	TENNESSEE TECH	33	20	17	20	4	0	5	36	7	0	0	0	3	0	0	1	3	21	7	0	5	.283
*Mar 13	at Georgia	36	7	10	7	2	0	3	21	2	0	0	1	0	0	0	0	14	27	10	0	5	.283
*Mar 14	at Georgia	34	2	7	2	2	0	1	12	1	0	0	0	1	0	0	0	11	24	14	0	7	.279
*Mar 15	at Georgia	36	7	10	7	3	0	2	19	6	0	0	0	2	0	0	1	9	24	2	1	10	.278
Mar 17	EASTERN KENTUC	30	10	10	10	1	1	1	16	5	0	3	1	1	0	1	3	4	27	8	1	3	.281
*Mar 20	MISSOURI	36	4	9	4	2	0	2	17	6	0	1	0	0	0	0	0	8	27	6	0	11	.279
*Mar 21	MISSOURI	29	4	7	3	3	0	0	10	5	0	0	1	1	0	1	0	8	27	9	0	8	.278
*Mar 22	MISSOURI	29	7	8	6	2	0	2	16	2	0	3	1	1	0	1	1	11	27	4	0	2	.278
Mar 24	USC UPSTATE	33	4	7	4	0	0	1	10	4	0	1	0	0	0	0	1	5	27	6	0	7	.275
*Mar 27	at Vanderbilt	31	2	5	1	1	0	0	6	3	0	2	2	2	1	0	1	11	29	8	0	5	.271
*Mar 28	at Vanderbilt	55	5	9	5	0	0	1	12	6	2	0	0	3	1	0	2	18	46	10	2	12	.264
*Mar 29	at Vanderbilt	42	15	16	14	2	0	1	21	8	0	0	0	3	0	1	0	9	25	12	1	12	.270
Mar 31	AUSTIN PEAY	36	13	14	12	4	1	3	29	5	0	4	0	1	0	0	2	5	27	12	0	5	.274
*Apr 03	LSU	35	5	9	5	0	0	3	18	6	0	0	0	0	0	0	1	14	27	4	0	9	.273
*Apr 04	LSU	29	4	3	3	1	0	1	7	5	1	0	0	1	0	0	0	10	27	9	0	7	.269
*Apr 05	LSU	40	6	5	6	1	0	1	9	3	2	0	0	2	1	2	1	7	36	9	2	6	.263
Apr 07	NORTHERN KENT	37	12	11	10	2	0	4	25	5	1	0	0	0	0	0	0	5	27	7	1	6	.264
Totals		1112	222	294	208	68	4	53	529	150	6	24	8	40	5	12	21	257	898	275	19	247	.264

2026 Tennessee Baseball
Team Game-by-Game for Tennessee (as of Apr 08, 2026)
Pitching (All games)

Date	Opponent	ip	h	r	er	bb	so	2b	3b	hr	wp	bk	hbp	dp	ibb	score	w-l	sv	era
Feb 13	NICHOLLS	8.0	2	0	0	1	9	0	0	0	1	0	0	0	0	10-0	1-0	0	0.00
Feb 14	NICHOLLS	9.0	4	1	1	1	15	0	0	1	0	0	0	0	0	5-1	2-0	0	0.53
Feb 14	NICHOLLS	7.0	8	2	2	3	13	0	0	0	0	0	0	0	0	12-2	3-0	0	1.12
Feb 17	UNC ASHEVILLE	9.0	5	3	3	3	11	2	0	0	0	0	0	1	0	10-3	4-0	0	1.64
Feb 20	KENT STATE	9.0	4	3	3	3	10	0	0	0	1	0	6	0	0	4-3	5-0	0	1.93
Feb 21	KENT STATE	9.0	6	2	1	3	16	1	0	0	0	0	0	0	0	1-2	5-1	0	1.76
Feb 22	KENT STATE	9.0	7	9	8	7	15	3	0	0	1	0	4	0	0	5-9	5-2	0	2.70
Feb 24	BELLARMINE	9.0	9	3	3	4	4	0	0	0	1	0	0	1	0	8-3	6-2	0	2.74
Feb 27	vs UCLA	9.0	11	12	9	4	10	2	0	5	0	0	4	2	0	5-12	6-3	0	3.46
Feb 28	vs Arizona State	9.0	9	3	2	3	9	3	0	0	0	0	1	2	0	5-3	7-3	1	3.31
Mar 01	vs Virginia Tech	9.0	3	1	1	2	11	0	0	1	0	1	3	1	0	3-1	8-3	2	3.09
Mar 03	ETSU	9.0	6	1	1	3	15	0	0	0	0	0	1	0	0	7-1	9-3	2	2.91
Mar 04	OAKLAND	9.0	4	2	2	0	15	0	0	2	0	0	1	0	0	11-2	10-3	2	2.84
Mar 06	WRIGHT STATE	9.0	10	3	3	1	14	2	0	1	2	0	0	0	0	4-3	11-3	2	2.85
Mar 07	WRIGHT STATE	9.0	8	4	4	4	10	2	0	0	0	0	0	2	0	5-4	12-3	3	2.93
Mar 08	WRIGHT STATE	9.0	5	6	6	3	10	2	0	2	0	0	2	0	0	0-6	12-4	3	3.13
Mar 10	TENNESSEE TECH	7.0	5	2	2	5	10	0	0	1	0	0	1	0	0	20-2	13-4	3	3.10
*Mar 13	at Georgia	9.0	9	4	4	3	10	1	0	1	0	0	0	1	0	7-4	14-4	3	3.15
*Mar 14	at Georgia	8.0	11	4	4	4	6	0	0	2	0	0	0	3	0	2-4	14-5	3	3.22
*Mar 15	at Georgia	8.0	7	8	8	5	12	0	0	2	0	0	1	0	0	7-8	14-6	3	3.49
Mar 17	EASTERN KENTUC	9.0	7	3	2	2	11	3	0	0	0	1	5	0	0	10-3	15-6	3	3.41
*Mar 20	MISSOURI	9.0	12	8	8	3	11	2	0	2	0	0	1	0	0	4-8	15-7	3	3.63
*Mar 21	MISSOURI	9.0	8	2	2	4	12	1	0	0	1	1	1	1	0	4-2	16-7	4	3.56
*Mar 22	MISSOURI	9.0	4	1	1	2	7	1	0	1	1	0	1	0	0	7-1	17-7	4	3.44
Mar 24	USC UPSTATE	9.0	6	2	2	5	10	3	0	0	0	0	0	0	0	4-2	18-7	4	3.39
*Mar 27	at Vanderbilt	9.2	10	3	3	3	14	1	0	1	0	0	1	0	0	2-3	18-8	4	3.36
*Mar 28	at Vanderbilt	15.1	14	6	5	3	16	2	0	2	0	0	1	0	1	5-6	18-9	4	3.33
*Mar 29	at Vanderbilt	8.1	13	16	13	4	5	1	0	3	0	0	2	0	0	15-16	18-10	4	3.69
Mar 31	AUSTIN PEAY	9.0	7	4	4	2	7	0	0	1	0	0	1	0	0	13-4	19-10	4	3.70
*Apr 03	LSU	9.0	6	7	7	4	13	0	0	4	0	0	0	0	0	5-7	19-11	4	3.81
*Apr 04	LSU	9.0	5	1	1	2	7	0	0	0	0	0	0	0	0	4-1	20-11	4	3.72
*Apr 05	LSU	12.0	19	16	16	3	10	2	1	7	0	0	3	0	1	6-16	20-12	4	4.06
Apr 07	NORTHERN KENT	9.0	6	6	6	3	11	1	0	2	0	0	0	0	0	12-6	21-12	4	4.12
Totals		299.1	250	148	137	102	359	35	1	41	8	3	40	14	2	222-148	21-12	4	4.12



2026 Tennessee Baseball
Games Summary for Tennessee (as of Apr 08, 2026)
(All games)



Score by innings	1	2	3	4	5	6	7	8	9	EX	Total
Tennessee	35	25	33	30	15	32	26	15	10	1	222
Opponents	10	7	20	16	18	9	25	12	18	13	148

Record when ...

Overall	21-12	After 6 leading	18-4
Conference	4-8 trailing	2-7
Non-Conference	17-4 tied	1-1
Home games	18-6	After 7 leading	17-3
Away games	1-5 trailing	0-8
Neutral site	2-1 tied	2-1
Day games	13-9	After 8 leading	17-2
Night games	8-3 trailing	0-8
vs Left starter	7-3 tied	1-2
vs Right starter	14-9		
1-Run games	3-5	Hit 0 home runs	3-3
2-Run games	4-2	... 1 home run	5-6
5+Run games	11-3	... 2+ home runs	13-3
Extra innings	0-3		
Shutouts	1-1	Opponent 0 home runs	12-2
	 1 home run	7-1
Scoring 0-2 runs	0-4 2+ HRs	2-9
..... 3-5 runs	9-5		
..... 6-9 runs	4-2	Made 0 errors	17-5
..... 10+ runs	8-1	... 1 error	3-2
		... 2+ errors	1-5
Opponent 0-2 runs	11-1		
..... 3-5 runs	9-2	Opp. made 0 errors	9-5
..... 6-9 runs	1-6 1 error	8-4
..... 10+ runs	0-3 2+ errors	4-3
Scored in 1st inning	10-3	Out-hit opponent	17-4
Opp. scored in 1st	4-2	Out-hit by opponent	3-7
Scores first	14-4	Hits are tied	1-1
Opp. scores first	7-8		

Record when team scores:

Runs	0	1	2	3	4	5	6	7	8	9	10+
W-L	0-1	0-1	0-2	1-0	5-1	3-4	0-1	3-1	1-0	0-0	8-1

Record when opponent scores:

Runs	0	1	2	3	4	5	6	7	8	9	10+
W-L	1-0	5-0	5-1	6-1	3-1	0-0	1-2	0-1	0-2	0-1	0-3

Record when leading after:

Inn.	1	2	3	4	5	6	7	8
W-L	10-2	13-2	15-4	17-4	16-4	18-4	17-3	17-2

Record when trailing after:

Inn.	1	2	3	4	5	6	7	8
W-L	3-2	4-2	3-5	3-7	4-7	2-7	0-8	0-8

Record when tied after:

Inn.	1	2	3	4	5	6	7	8
W-L	8-8	4-8	3-3	1-1	1-1	1-1	2-1	1-2

Current winning streak: 1
 Longest winning streak: 6
 Longest losing streak: 3

Home attendance : 149906 (24 dates avg = 6246)
 Away attendance : 48983 (9 dates avg = 5442)
 Total attendance: 198889 (33 dates avg = 6026)



2026 Tennessee Baseball
Season Game Highs for Tennessee (as of Apr 08, 2026)
(All games)



TEAM GAME HIGHS

Batting

At bats:	55	-	at Vanderbilt (Mar 28, 2026)
Runs scored:	20	-	vs Tennessee Tech (Mar 10, 2026)
Hits:	17	-	vs Tennessee Tech (Mar 10, 2026)
RBIs:	20	-	vs Tennessee Tech (Mar 10, 2026)
Doubles:	5	-	vs Nicholls (Feb 13, 2026)
	5	-	vs UNC Asheville (Feb 17, 2026)
Triples:	1	-	(4 times)
Home runs:	5	-	vs Tennessee Tech (Mar 10, 2026)
Total bases:	36	-	vs Tennessee Tech (Mar 10, 2026)
Walks:	10	-	vs Nicholls (Feb 14, 2026)
Strikeouts:	18	-	at Vanderbilt (Mar 28, 2026)
Sac hits:	1	-	(5 times)
Sac flies:	2	-	vs UNC Asheville (Feb 17, 2026)
	2	-	vs LSU (Apr 05, 2026)
Stolen bases:	4	-	vs Bellarmine (Feb 24, 2026)
	4	-	vs Austin Peay (Mar 31, 2026)
Hit by pitch:	4	-	vs Kent State (Feb 21, 2026)
Caught stealing:	2	-	at Vanderbilt (Mar 27, 2026)
Runners LOB:	12	-	at Vanderbilt (Mar 28, 2026)
	12	-	at Vanderbilt (Mar 29, 2026)
Hit into DP:	3	-	vs Eastern Kentucky (Mar 17, 2026)

Fielding

Putouts:	46	-	at Vanderbilt (Mar 28, 2026)
Assists:	15	-	vs Wright State (Mar 07, 2026)
Errors:	3	-	vs Kent State (Feb 21, 2026)
	3	-	vs UCLA (Feb 27, 2026 at Arlington, Texas)
Passed balls:	1	-	(4 times)
DPs turned:	3	-	at Georgia (Mar 14, 2026)

Pitching

Innings pitched:	15.1	-	at Vanderbilt (Mar 28, 2026)
Runs allowed:	16	-	at Vanderbilt (Mar 29, 2026)
	16	-	vs LSU (Apr 05, 2026)
Earned runs:	16	-	vs LSU (Apr 05, 2026)
Walks allowed:	7	-	vs Kent State (Feb 22, 2026)
Strikeouts:	16	-	vs Kent State (Feb 21, 2026)
	16	-	at Vanderbilt (Mar 28, 2026)
Hits allowed:	19	-	vs LSU (Apr 05, 2026)
Doubles allowed:	3	-	(4 times)
Triples allowed:	1	-	vs LSU (Apr 05, 2026)
Homers allowed:	7	-	vs LSU (Apr 05, 2026)
Wild pitches:	2	-	vs Wright State (Mar 06, 2026)
Hit batters:	6	-	vs Kent State (Feb 20, 2026)



2026 Tennessee Baseball
Season Game Highs for Tennessee (as of Apr 08, 2026)
(All games)



INDIVIDUAL GAME HIGHS

Batting

At bats:	7	-	Manny Marin at Vanderbilt (Mar 28, 2026)
	7	-	Blake Grimmer at Vanderbilt (Mar 28, 2026)
Runs scored:	4	-	Blaine Brown at Vanderbilt (Mar 29, 2026)
Hits:	3	-	(21 times)
RBI:	5	-	Reese Chapman vs Tennessee Tech (Mar 10, 2026)
	5	-	Henry Ford vs Tennessee Tech (Mar 10, 2026)
	5	-	Trent Grindlinger at Vanderbilt (Mar 29, 2026)
Doubles:	2	-	Reese Chapman vs Nicholls (Feb 13, 2026)
	2	-	Blake Grimmer vs Oakland (Mar 04, 2026)
	2	-	Reese Chapman at Georgia (Mar 15, 2026)
Triples:	1	-	(4 times)
Home runs:	2	-	Blaine Brown vs Nicholls (Feb 14, 2026)
	2	-	Blake Grimmer vs Northern Kentucky (Apr 07, 2026)
Total bases:	9	-	Blaine Brown vs Nicholls (Feb 14, 2026)
	9	-	Blake Grimmer vs Northern Kentucky (Apr 07, 2026)
Walks:	3	-	Stone Lawless vs Nicholls (Feb 14, 2026)
Strikeouts:	5	-	Blake Grimmer at Vanderbilt (Mar 28, 2026)
Sac hits:	1	-	(5 times)
Sac flies:	1	-	(12 times)
Stolen bases:	3	-	Jay Abernathy vs Bellarmine (Feb 24, 2026)
Hit by pitch:	2	-	(4 times)
Caught stealing:	1	-	(8 times)
Runners LOB:	6	-	Ariel Antigua vs Nicholls (Feb 14, 2026)

Fielding

Putouts:	17	-	Stone Lawless vs Kent State (Feb 21, 2026)
Assists:	6	-	Henry Ford vs Kent State (Feb 20, 2026)
	6	-	Manny Marin vs Arizona State (Feb 28, 2026 at Arlington, Texas)
Errors:	2	-	Henry Ford vs UCLA (Feb 27, 2026 at Arlington, Texas)
Passed balls:	1	-	(4 times)

Pitching

Innings pitched:	7.2	-	Evan Blanco vs Missouri (Mar 22, 2026)
Runs allowed:	9	-	Evan Blanco at Vanderbilt (Mar 29, 2026)
Earned runs:	6	-	Evan Blanco at Vanderbilt (Mar 29, 2026)
Walks allowed:	4	-	Evan Blanco vs Kent State (Feb 22, 2026)
	4	-	Landon Mack vs Wright State (Mar 07, 2026)
	4	-	Landon Mack at Georgia (Mar 14, 2026)
Strikeouts:	11	-	Landon Mack vs Kent State (Feb 21, 2026)
Hits allowed:	9	-	Landon Mack at Georgia (Mar 14, 2026)
Doubles allowed:	3	-	Evan Blanco vs Kent State (Feb 22, 2026)
	3	-	Landon Mack vs Arizona State (Feb 28, 2026 at Arlington, Texas)
	3	-	Ethan Baiotto vs Eastern Kentucky (Mar 17, 2026)
Triples allowed:	1	-	Sawyer Deering vs LSU (Apr 05, 2026)
Homers allowed:	3	-	Tegan Kuhns vs UCLA (Feb 27, 2026 at Arlington, Texas)
Wild pitches:	2	-	Brandon Arvidson vs Wright State (Mar 06, 2026)
Hit batters:	3	-	Tegan Kuhns vs Kent State (Feb 20, 2026)
	3	-	Evan Blanco vs Virginia Tech (Mar 01, 2026 at Arlington, Texas)



**2026 Tennessee Baseball
Batting Leaders for Tennessee (as of Apr 08, 2026)
(All games)**



Hitting minimums - 1 Games 1 AB 2.0 AB/Game 1 TPA
Pitching minimums - 1 Games 5 IP 1 BF 1.0 IP/Game

Batting avg		Slugging pct		On base pct	
1. 5 Garrett Wright	.321	1. 14 Blake Grimmer	.645	1. 14 Blake Grimmer	.448
2. 14 Blake Grimmer	.303	2. 9 Henry Ford	.571	2. 5 Garrett Wright	.442
3. 9 Henry Ford	.301	3. 5 Garrett Wright	.538	3. 13 Reese Chapman	.421
4. 13 Reese Chapman	.294	4. 1 Blaine Brown	.523	4. 27 Stone Lawless	.388
5. 4 Manny Marin	.291	5. 27 Stone Lawless	.485	5. 9 Henry Ford	.361
Runs scored		Hits		Runs batted in	
1. 1 Blaine Brown	28	1. 9 Henry Ford	40	1. 9 Henry Ford	31
2. 13 Reese Chapman	27	2. 1 Blaine Brown	34	2. 1 Blaine Brown	29
3. 9 Henry Ford	25	3. 13 Reese Chapman	32	3. 4 Manny Marin	20
4. 14 Blake Grimmer	23	4. 4 Manny Marin	30	4. 13 Reese Chapman	19
5. 8 Jay Abernathy	21	5. 5 Garrett Wright	25	5. 16 Levi Clark	18
Doubles		Triples		Home runs	
1. 13 Reese Chapman	11	1. 8 Jay Abernathy	1	1. 9 Henry Ford	10
2. 5 Garrett Wright	8	30 Trent Grindlinger	1	2. 1 Blaine Brown	9
1 Blaine Brown	8	15 Hunter High	1	3. 14 Blake Grimmer	7
4. 8 Jay Abernathy	7	26 Chris Newstrom	1	4. 4 Manny Marin	5
5. 9 Henry Ford	6			5. 27 Stone Lawless	4
Total bases		Walks		Hit by pitch	
1. 9 Henry Ford	76	1. 13 Reese Chapman	21	1. 5 Garrett Wright	12
2. 1 Blaine Brown	69	2. 14 Blake Grimmer	19	2. 16 Levi Clark	6
3. 13 Reese Chapman	52	3. 8 Jay Abernathy	17	3. 27 Stone Lawless	5
4. 4 Manny Marin	49	4. 16 Levi Clark	15	4. 13 Reese Chapman	3
14 Blake Grimmer	49	5. 2 tied at....	13	20 Tyler Myatt	3
Sac bunts		Sac flies		Stolen bases	
1. 30 Trent Grindlinger	1	1. 16 Levi Clark	3	1. 13 Reese Chapman	5
8 Jay Abernathy	1	2. 2 Ariel Antigua	2	2. 4 Manny Marin	3
27 Stone Lawless	1	3. 7 tied at.....	1	1 Blaine Brown	3
2 Ariel Antigua	1			8 Jay Abernathy	3
4 Manny Marin	1			9 Henry Ford	3
Caught stealing		Steal attempts		Stolen base pct	
1. 9 Henry Ford	2	1. 9 Henry Ford	5	1. 1 Blaine Brown	1.000
2. 6 tied at.....	1	13 Reese Chapman	5	13 Reese Chapman	1.000
		3. 8 Jay Abernathy	4	4 Manny Marin	1.000
		4. 1 Blaine Brown	3	16 Levi Clark	1.000
		4 Manny Marin	3	14 Blake Grimmer	1.000
Strikeouts		Grounded into DP		Total plate appearances	
1. 1 Blaine Brown	30	1. 4 Manny Marin	3	1. 1 Blaine Brown	148
2. 4 Manny Marin	26	2. 6 tied at.....	2	2. 9 Henry Ford	147
3. 13 Reese Chapman	25			3. 13 Reese Chapman	136
8 Jay Abernathy	25			4. 16 Levi Clark	121
5. 2 tied at.....	24			5. 4 Manny Marin	112
At bats		Games played		Game starts	
1. 9 Henry Ford	133	1. 1 Blaine Brown	33	1. 1 Blaine Brown	33
2. 1 Blaine Brown	132	2. 13 Reese Chapman	32	2. 13 Reese Chapman	32
3. 13 Reese Chapman	109	3. 9 Henry Ford	31	3. 9 Henry Ford	31
4. 4 Manny Marin	103	4. 8 Jay Abernathy	30	4. 16 Levi Clark	27
5. 16 Levi Clark	97	5. 4 Manny Marin	29	5. 4 Manny Marin	26
Games as sub					
1. 20 Tyler Myatt	11				
2. 26 Chris Newstrom	8				
17 Nate Eisfelder	8				
2 Ariel Antigua	8				
5. 3 tied at.....	7				



**2026 Tennessee Baseball
Pitching Leaders for Tennessee (as of Apr 08, 2026)
(All games)**



Hitting minimums - 1 Games 1 AB 2.0 AB/Game 1 TPA
Pitching minimums - 1 Games 5 IP 1 BF 1.0 IP/Game

Earned run avg		Opposing bat avg		Won-loss pct	
1. 18 Landon Mack	3.48	1. 11 Evan Blanco	.200	1. 18 Landon Mack	.600
2. 11 Evan Blanco	3.83	2. 21 Tegan Kuhns	.247	2. 11 Evan Blanco	.500
3. 21 Tegan Kuhns	3.89	3. 18 Landon Mack	.260	3. 21 Tegan Kuhns	.250
Wins		Losses		Saves	
1. 19 Cam Appenzeller	4	1. 21 Tegan Kuhns	3	1. 34 Brayden Krenznel	2
6 Brady Frederick	4	34 Brayden Krenznel	3	2. 19 Cam Appenzeller	1
3. 18 Landon Mack	3	3. 11 Evan Blanco	2	33 Bo Rhudy	1
4. 7 Mark Hindy	2	18 Landon Mack	2		
11 Evan Blanco	2	5. 2 tied at.....	1		
Innings pitched		Batters struck out		Appearances	
1. 18 Landon Mack	44.0	1. 18 Landon Mack	58	1. 6 Brady Frederick	16
2. 11 Evan Blanco	42.1	2. 11 Evan Blanco	52	2. 33 Bo Rhudy	14
3. 21 Tegan Kuhns	39.1	3. 21 Tegan Kuhns	47	3. 34 Brayden Krenznel	12
		4. 19 Cam Appenzeller	35	4. 7 Mark Hindy	11
		5. 25 Brandon Arvidson	31	5. 19 Cam Appenzeller	10
Games started		Games finished		Games in relief	
1. 11 Evan Blanco	8	1. 34 Brayden Krenznel	7	1. 6 Brady Frederick	16
18 Landon Mack	8	33 Bo Rhudy	7	2. 33 Bo Rhudy	14
3. 21 Tegan Kuhns	7	3. 6 Brady Frederick	5	3. 34 Brayden Krenznel	12
4. 29 Taylor Tracey	4	4. 19 Cam Appenzeller	3	4. 7 Mark Hindy	11
5. 1 Blaine Brown	3	25 Brandon Arvidson	3	5. 19 Cam Appenzeller	10
Wild pitches		Balks		Hit batters	
1. 34 Brayden Krenznel	3	1. 11 Evan Blanco	1	1. 34 Brayden Krenznel	6
2. 25 Brandon Arvidson	2	36 Sawyer Deering	1	44 Nic Abraham	6
3. 21 Tegan Kuhns	1	18 Landon Mack	1	3. 11 Evan Blanco	5
48 Chandler Day	1			4. 21 Tegan Kuhns	4
18 Landon Mack	1			5. 2 tied at.....	3
Intentional BB allowed		Runners picked off		Batters SO out looking	
1. 34 Brayden Krenznel	1	1. 18 Landon Mack	3	1. 18 Landon Mack	20
44 Nic Abraham	1	2. 25 Brandon Arvidson	2	2. 19 Cam Appenzeller	16
		3. 27 Stone Lawless	1	3. 21 Tegan Kuhns	12
		11 Evan Blanco	1	4. 29 Taylor Tracey	11
		44 Nic Abraham	1	5. 11 Evan Blanco	10
Sac bunts allowed		Sac flies allowed		Hits allowed	
1. 11 Evan Blanco	3	1. 6 Brady Frederick	2	1. 11 Evan Blanco	31
2. 5 tied at....	1	2. 21 Tegan Kuhns	1	2. 21 Tegan Kuhns	38
		7 Mark Hindy	1	3. 18 Landon Mack	44
Runs allowed		Earned runs allowed		Walks allowed	
1. 21 Tegan Kuhns	19	1. 18 Landon Mack	17	1. 21 Tegan Kuhns	8
18 Landon Mack	19	21 Tegan Kuhns	17	2. 18 Landon Mack	17
3. 11 Evan Blanco	22	3. 11 Evan Blanco	18	3. 11 Evan Blanco	18
Doubles allowed		Triples allowed		Home runs allowed	
1. 18 Landon Mack	6	1. 11 Evan Blanco	0	1. 21 Tegan Kuhns	6
2. 21 Tegan Kuhns	7	18 Landon Mack	0	18 Landon Mack	6
11 Evan Blanco	7	21 Tegan Kuhns	0	3. 11 Evan Blanco	7



**2026 Tennessee Baseball
Fielding Leaders for Tennessee (as of Apr 08, 2026)
(All games)**



Hitting minimums - 1 Games
Pitching minimums - 1 Games 5 IP 1 BF 1.0 IP/Game

Fielding pct		Chances		Putouts	
1. 16 Levi Clark	1.000	1. 16 Levi Clark	232	1. 16 Levi Clark	216
14 Blake Grimmer	1.000	2. 27 Stone Lawless	226	2. 27 Stone Lawless	209
5 Garrett Wright	1.000	3. 14 Blake Grimmer	127	3. 14 Blake Grimmer	110
30 Trent Grindlinger	1.000	4. 4 Manny Marin	117	4. 5 Garrett Wright	54
26 Chris Newstrom	1.000	5. 9 Henry Ford	68	5. 8 Jay Abernathy	45
Assists		Errors		Fielding double plays	
1. 4 Manny Marin	73	1. 9 Henry Ford	4	1. 4 Manny Marin	8
2. 9 Henry Ford	44	2. 4 Manny Marin	3	2. 14 Blake Grimmer	6
3. 2 Ariel Antigua	23	3. 4 tied at.....	2	3. 26 Chris Newstrom	5
4. 20 Tyler Myatt	17			4. 9 Henry Ford	4
14 Blake Grimmer	17			2 Ariel Antigua	4
Stolen bases against		Caught stealing by		Steal attempts against	
1. 27 Stone Lawless	25	1. 27 Stone Lawless	6	1. 27 Stone Lawless	31
2. 21 Tegan Kuhns	8	2. 25 Brandon Arvidson	4	2. 21 Tegan Kuhns	9
3. 6 Brady Frederick	4	3. 6 Brady Frederick	3	3. 25 Brandon Arvidson	7
16 Levi Clark	4	4. 11 Evan Blanco	2	6 Brady Frederick	7
5. 4 tied at.....	3	5. 5 tied at.....	1	5. 2 tied at....	5
Passed balls		Catchers interference			
1. 27 Stone Lawless	3				
2. 16 Levi Clark	1				



2026 Tennessee Baseball
Miscellaneous Stats for Tennessee (as of Apr 08, 2026)
(All games)



Multiple Hit Games	2	3	4	5+	Total
9 Henry Ford	8	3	-	-	11
13 Reese Chapman	4	5	-	-	9
4 Manny Marin	8	1	-	-	9
1 Blaine Brown	5	3	-	-	8
5 Garrett Wright	4	2	-	-	6
14 Blake Grimmer	4	2	-	-	6
8 Jay Abernathy	3	2	-	-	5
27 Stone Lawless	4	-	-	-	4
30 Trent Grindlinger	2	2	-	-	4
16 Levi Clark	3	-	-	-	3
26 Chris Newstrom	1	1	-	-	2
20 Tyler Myatt	1	-	-	-	1
2 Ariel Antigua	1	-	-	-	1
31 Finley Bates	1	-	-	-	1
TEAM	49	21	0	0	70

Multiple RBI Games	2	3	4	5+	Total
9 Henry Ford	7	2	-	1	10
1 Blaine Brown	3	2	2	-	7
13 Reese Chapman	5	1	-	1	7
4 Manny Marin	6	1	-	-	7
14 Blake Grimmer	5	-	1	-	6
16 Levi Clark	3	1	-	-	4
30 Trent Grindlinger	1	1	-	1	3
5 Garrett Wright	2	1	-	-	3
8 Jay Abernathy	2	-	-	-	2
20 Tyler Myatt	1	-	1	-	2
2 Ariel Antigua	1	1	-	-	2
27 Stone Lawless	1	1	-	-	2
26 Chris Newstrom	1	-	-	-	1
17 Nate Eisfelder	-	-	1	-	1
15 Hunter High	1	-	-	-	1
TEAM	39	11	5	3	58

Hitting Streaks	Longest	Current
9 Henry Ford	10	1
4 Manny Marin	10	1
5 Garrett Wright	7	2
14 Blake Grimmer	7	1
1 Blaine Brown	6	-
8 Jay Abernathy	5	-
27 Stone Lawless	5	-
16 Levi Clark	4	-
30 Trent Grindlinger	4	2
13 Reese Chapman	4	1
20 Tyler Myatt	4	1
26 Chris Newstrom	3	-
15 Hunter High	2	2
31 Finley Bates	2	-
2 Ariel Antigua	2	-
17 Nate Eisfelder	1	1

Reached Base Streaks	Longest	Current
8 Jay Abernathy	15	-
14 Blake Grimmer	12	12
16 Levi Clark	12	-
5 Garrett Wright	12	8
30 Trent Grindlinger	11	11
4 Manny Marin	11	1
27 Stone Lawless	10	2
9 Henry Ford	10	1
1 Blaine Brown	9	-
13 Reese Chapman	9	2
20 Tyler Myatt	9	1
2 Ariel Antigua	6	-
26 Chris Newstrom	5	-
31 Finley Bates	4	-
17 Nate Eisfelder	3	3
15 Hunter High	3	3
12 Evan Hankins	1	-



2026 Tennessee Baseball
Miscellaneous Stats for Tennessee (as of Apr 08, 2026)
(All games)



Starting Lineup By Position
(Team W-L record when starter)

PITCHER:		
11 Evan Blanco	8	(3-5)
18 Landon Mack	8	(4-4)
21 Tegan Kuhns	7	(5-2)
29 Taylor Tracey	4	(4-0)
1 Blaine Brown	3	(3-0)
38 Ethan Baiotto	2	(2-0)
25 Brandon Arvidson	1	(0-1)
CATCHER:		
27 Stone Lawless	18	(11-7)
16 Levi Clark	10	(5-5)
5 Garrett Wright	3	(3-0)
30 Trent Grindlinger	2	(2-0)
FIRST BASE:		
16 Levi Clark	17	(12-5)
14 Blake Grimmer	13	(6-7)
26 Chris Newstrom	1	(1-0)
12 Evan Hankins	1	(1-0)
15 Hunter High	1	(1-0)
SECOND BASE:		
26 Chris Newstrom	9	(6-3)
20 Tyler Myatt	8	(4-4)
2 Ariel Antigua	5	(3-2)
14 Blake Grimmer	5	(4-1)
8 Jay Abernathy	4	(3-1)
31 Finley Bates	2	(1-1)
THIRD BASE:		
9 Henry Ford	30	(18-12)
2 Ariel Antigua	2	(2-0)
14 Blake Grimmer	1	(1-0)
SHORTSTOP:		
4 Manny Marin	26	(14-12)
2 Ariel Antigua	6	(6-0)
26 Chris Newstrom	1	(1-0)
LEFT FIELD:		
1 Blaine Brown	20	(13-7)
5 Garrett Wright	7	(3-4)
26 Chris Newstrom	3	(3-0)
20 Tyler Myatt	3	(2-1)
CENTER FIELD:		
8 Jay Abernathy	21	(14-7)
5 Garrett Wright	11	(6-5)
13 Reese Chapman	1	(1-0)
RIGHT FIELD:		
13 Reese Chapman	31	(20-11)
17 Nate Eisfelder	1	(1-0)
26 Chris Newstrom	1	(0-1)
DESIGNATED HITTER:		
1 Blaine Brown	13	(8-5)
30 Trent Grindlinger	7	(5-2)
20 Tyler Myatt	6	(3-3)
27 Stone Lawless	3	(2-1)
14 Blake Grimmer	2	(1-1)
9 Henry Ford	1	(1-0)
29 Taylor Tracey	1	(1-0)

Starting Lineup By Lineup Spot
(Team W-L record when starter)

LEADOFF:		
5 Garrett Wright	12	(6-6)
8 Jay Abernathy	10	(7-3)
9 Henry Ford	6	(5-1)
14 Blake Grimmer	5	(3-2)
2ND SPOT:		
1 Blaine Brown	17	(11-6)
9 Henry Ford	13	(9-4)
13 Reese Chapman	2	(1-1)
4 Manny Marin	1	(0-1)
3RD SPOT:		
9 Henry Ford	12	(5-7)
1 Blaine Brown	11	(8-3)
16 Levi Clark	8	(6-2)
13 Reese Chapman	1	(1-0)
14 Blake Grimmer	1	(1-0)
CLEANUP:		
14 Blake Grimmer	14	(7-7)
13 Reese Chapman	12	(10-2)
16 Levi Clark	4	(3-1)
27 Stone Lawless	1	(1-0)
20 Tyler Myatt	1	(0-1)
1 Blaine Brown	1	(0-1)
5TH SPOT:		
13 Reese Chapman	14	(7-7)
27 Stone Lawless	7	(5-2)
5 Garrett Wright	4	(3-1)
4 Manny Marin	3	(2-1)
1 Blaine Brown	2	(1-1)
20 Tyler Myatt	1	(1-0)
14 Blake Grimmer	1	(1-0)
30 Trent Grindlinger	1	(1-0)
6TH SPOT:		
4 Manny Marin	11	(6-5)
20 Tyler Myatt	6	(4-2)
27 Stone Lawless	5	(3-2)
13 Reese Chapman	3	(2-1)
5 Garrett Wright	3	(2-1)
8 Jay Abernathy	2	(2-0)
1 Blaine Brown	2	(1-1)
16 Levi Clark	1	(1-0)
7TH SPOT:		
27 Stone Lawless	7	(3-4)
20 Tyler Myatt	7	(4-3)
26 Chris Newstrom	6	(5-1)
8 Jay Abernathy	3	(2-1)
30 Trent Grindlinger	3	(2-1)
16 Levi Clark	3	(2-1)
2 Ariel Antigua	2	(2-0)
31 Finley Bates	1	(1-0)
4 Manny Marin	1	(0-1)
8TH SPOT:		
16 Levi Clark	7	(4-3)
4 Manny Marin	7	(4-3)
30 Trent Grindlinger	5	(4-1)
26 Chris Newstrom	5	(3-2)
8 Jay Abernathy	3	(2-1)
20 Tyler Myatt	2	(0-2)
15 Hunter High	1	(1-0)
27 Stone Lawless	1	(1-0)
5 Garrett Wright	1	(1-0)
2 Ariel Antigua	1	(1-0)
9TH SPOT:		
2 Ariel Antigua	10	(8-2)
8 Jay Abernathy	7	(4-3)



2026 Tennessee Baseball Individual Career History



Jay Abernathy

Year	avg	gp-gs	ab	r	h	2b	3b	hr	rbi	tb	slg%	bb	hbp	so	gdp	ob%	sf	sh	sb-att	po	a	e	fld%
2025	.282	53-27	103	38	29	3	0	1	11	35	.340	22	1	21	4	.409	1	2	8-11	39	6	2	.957
2026	.225	30-25	89	21	20	7	1	1	9	32	.360	17	1	25	1	.355	0	1	3-4	45	7	2	.963
TOTAL	.255	83-52	192	59	49	10	1	2	20	67	.349	39	2	46	5	.385	1	3	11-15	84	13	4	.960

SINGLE-GAME HIGHS [all-time ranking]:

Hits: 3, UNC Asheville, Feb 17, 2026; Bellarmine, Feb 24, 2026; at Alabama, Mar 20, 2025

Doubles: 1, 10 times

Triples: 1 [t-1st], UNC Asheville, Feb 17, 2026

Home runs: 1, Kent State, Feb 20, 2026; Arkansas, Jun 08, 2025

Total bases: 6, UNC Asheville, Feb 17, 2026

RBI: 2, 4 times

Runs scored: 5 [t-1st], UNC Asheville, Feb 18, 2025

Walks: 4 [t-1st], UNC Asheville, Feb 18, 2025

Hit by pitch: 1, Nicholls, Feb 14, 2026; Indiana State, May 06, 2025

Struck out: 3, vs UCLA, Feb 27, 2026; at Alabama, Mar 22, 2025

Sac flies: 1 [t-5th], UNC Asheville, Feb 18, 2025

Sac bunts: 1 [t-9th], Florida, Mar 15, 2025; at Vanderbilt, Mar 27, 2026; at South Carolina, Mar 28, 2025

At bats: 5, Bellarmine, Apr 15, 2025; at Alabama, Mar 20, 2025; at Alabama, Mar 22, 2025

Stolen bases: 4 [2nd], UNC Asheville, Feb 18, 2025

Caught stealing: 1 [t-1st], 4 times

Field chances: 4, 4 times

Putouts: 4, Missouri, Mar 20, 2026

Assists: 2, Wright State, Mar 06, 2026; Eastern Kentucky, Mar 17, 2026

Nic Abraham

Year	avg	gp-gs	ab	r	h	2b	3b	hr	rbi	tb	slg%	bb	hbp	so	gdp	ob%	sf	sh	sb-att	po	a	e	fld%
2025	.000	0-0	0	0	0	0	0	0	0	0	.000	0	0	0	0	.000	0	0	0-0	0	1	1	.500
2026	.000	0-0	0	0	0	0	0	0	0	0	.000	0	0	0	0	.000	0	0	0-0	0	3	0	1.000
TOTAL	.000	0-0	0	0	0	0	0	0	0	0	.000	0	0	0	0	.000	0	0	0-0	0	4	1	.800

Year	era	w-l	app	gs	cg	sho	sv	ip	h	r	er	bb	so	2b	3b	hr	bf	bavg	wp	hbp	bk	sfa	sha
2025	8.31	1-0	6	1	0	0/0	0	4.1	9	7	4	1	4	1	0	0	25	.375	0	0	0	0	0
2026	4.82	1-0	9	0	0	0/1	0	18.2	16	10	10	6	11	1	0	2	81	.232	0	6	0	0	0
TOTAL	5.48	2-0	15	1	0	0/1	0	23.0	25	17	14	7	15	2	0	2	106	.269	0	6	0	0	0

SINGLE-GAME HIGHS [all-time ranking]:

Innings pitched: 5.1, at Vanderbilt, Mar 29, 2026

Walks allowed: 3, at Vanderbilt, Mar 29, 2026

Strikeouts: 3, Oakland, Mar 04, 2026; USC Upstate, Mar 24, 2026; at Vanderbilt, Mar 29, 2026

Batters faced: 23, at Vanderbilt, Mar 29, 2026

Field chances: 1, 5 times

Assists: 1, 4 times



2026 Tennessee Baseball Individual Career History



Ariel Antigua

Year	avg	gp-gs	ab	r	h	2b	3b	hr	rbi	tb	slg%	bb	hbp	so	gdp	ob%	sf	sh	sb-att	po	a	e	fld%
2024	.217	40-6	23	4	5	2	0	0	4	7	.304	2	0	9	1	.280	0	0	0-0	10	29	2	.951
2025	.192	51-20	73	15	14	1	0	0	11	15	.205	9	3	12	0	.302	1	5	3-3	36	77	8	.934
2026	.206	21-13	34	5	7	3	0	1	7	13	.382	5	2	5	2	.326	2	1	1-1	19	23	1	.977
TOTAL	.200	112-39	130	24	26	6	0	1	22	35	.269	16	5	26	3	.305	3	6	4-4	65	129	11	.946

SINGLE-GAME HIGHS [all-time ranking]:

Hits: 3, Bellarmine, Apr 16, 2024; at Alabama, Mar 22, 2025

Doubles: 1, 6 times

Home runs: 1, Oakland, Mar 04, 2026

Total bases: 4, Bellarmine, Apr 16, 2024; Oakland, Mar 04, 2026; at Alabama, Mar 22, 2025

RBI: 3, Alabama A&M, Apr 09, 2024; Oakland, Mar 04, 2026; at South Carolina, Mar 28, 2025

Runs scored: 2, at Alabama, Mar 22, 2025

Walks: 2, Eastern Kentucky, Mar 17, 2026

Hit by pitch: 2 [t-3rd], at LSU, Apr 26, 2025

Struck out: 2, Nicholls, Feb 14, 2026; at Alabama, Mar 21, 2025; vs Vanderbilt, May 25, 2024

Sac flies: 1 [t-5th], UNC Asheville, Feb 17, 2026; Eastern Kentucky, Mar 17, 2026; at South Carolina, Mar 28, 2025

Sac bunts: 3 [1st], at Ole Miss, Apr 13, 2025

At bats: 5, Bellarmine, Apr 16, 2024; Xavier, Mar 05, 2025; Queens, Mar 25, 2025

Stolen bases: 1, 4 times

Field chances: 11, at South Carolina, Mar 30, 2025

Putouts: 4, Tennessee Tech, Apr 01, 2025; Bellarmine, Feb 24, 2026

Assists: 9 [t-1st], Tennessee Tech, Mar 26, 2024

Cam Appenzeller

Year	avg	gp-gs	ab	r	h	2b	3b	hr	rbi	tb	slg%	bb	hbp	so	gdp	ob%	sf	sh	sb-att	po	a	e	fld%
2026	.000	0-0	0	0	0	0	0	0	0	0	.000	0	0	0	0	.000	0	0	0-0	1	5	0	1.000
TOTAL	.000	0-0	0	0	0	0	0	0	0	0	.000	0	0	0	0	.000	0	0	0-0	1	5	0	1.000

Year	era	w-l	app	gs	cg	sho	sv	ip	h	r	er	bb	so	2b	3b	hr	bf	bavg	wp	hbp	bk	sfa	sha
2026	1.15	4-0	10	0	0	0/0	1	31.1	17	4	4	4	35	3	0	0	110	.162	0	0	0	0	1
TOTAL	1.15	4-0	10	0	0	0/0	1	31.1	17	4	4	4	35	3	0	0	110	.162	0	0	0	0	1

SINGLE-GAME HIGHS [all-time ranking]:

Innings pitched: 6.0, at Vanderbilt, Mar 28, 2026

Walks allowed: 1, 4 times

Strikeouts: 7, Missouri, Mar 21, 2026

Batters faced: 21, at Vanderbilt, Mar 28, 2026

Field chances: 3, UNC Asheville, Feb 17, 2026

Putouts: 1, LSU, Apr 04, 2026

Assists: 3, UNC Asheville, Feb 17, 2026

Runners CS: 1, Missouri, Mar 21, 2026



2026 Tennessee Baseball Individual Career History



Brandon Arvidson

Year	avg	gp-gs	ab	r	h	2b	3b	hr	rbi	tb	slg%	bb	hbp	so	gdp	ob%	sf	sh	sb-att	po	a	e	fld%
2025	.000	0-0	0	0	0	0	0	0	0	0	.000	0	0	0	0	.000	0	0	0-0	0	1	1	.500
2026	.000	0-0	0	0	0	0	0	0	0	0	.000	0	0	0	0	.000	0	0	0-0	0	3	1	.750
TOTAL	.000	0-0	0	0	0	0	0	0	0	0	.000	0	0	0	0	.000	0	0	0-0	0	4	2	.667

Year	era	w-l	app	gs	cg	sho	sv	ip	h	r	er	bb	so	2b	3b	hr	bf	bavg	wp	hbp	bk	sfa	sha
2025	4.19	2-0	30	2	0	0/1	1	38.2	28	23	18	22	70	4	0	4	166	.196	5	1	1	0	0
2026	4.56	1-0	9	1	0	0/0	0	23.2	21	12	12	10	31	2	0	3	99	.241	2	2	0	0	0
TOTAL	4.33	3-0	39	3	0	0/1	1	62.1	49	35	30	32	101	6	0	7	265	.213	7	3	1	0	0

SINGLE-GAME HIGHS [all-time ranking]:

Innings pitched: 5.1, at Wake Forest, Jun 01, 2025; vs Texas, May 22, 2025
 Walks allowed: 3, LSU, Apr 03, 2026; at LSU, Apr 27, 2025; at Wake Forest, Jun 01, 2025
 Strikeouts: 12 [t-7th], at Wake Forest, Jun 01, 2025
 Batters faced: 24, at Wake Forest, Jun 01, 2025
 Field chances: 2, Wright State, Mar 06, 2026
 Assists: 1, 4 times
 Runners CS: 1, 6 times

Ethan Baiotto

Year	avg	gp-gs	ab	r	h	2b	3b	hr	rbi	tb	slg%	bb	hbp	so	gdp	ob%	sf	sh	sb-att	po	a	e	fld%
2026	.000	0-0	0	0	0	0	0	0	0	0	.000	0	0	0	0	.000	0	0	0-0	0	4	1	.800
TOTAL	.000	0-0	0	0	0	0	0	0	0	0	.000	0	0	0	0	.000	0	0	0-0	0	4	1	.800

Year	era	w-l	app	gs	cg	sho	sv	ip	h	r	er	bb	so	2b	3b	hr	bf	bavg	wp	hbp	bk	sfa	sha
2026	7.20	1-0	7	2	0	0/0	0	10.0	13	8	8	3	7	4	0	2	48	.302	0	2	0	0	0
TOTAL	7.20	1-0	7	2	0	0/0	0	10.0	13	8	8	3	7	4	0	2	48	.302	0	2	0	0	0

SINGLE-GAME HIGHS [all-time ranking]:

Innings pitched: 3.0, Austin Peay, Mar 31, 2026
 Walks allowed: 2, Kent State, Feb 22, 2026
 Strikeouts: 2, UNC Asheville, Feb 17, 2026; Austin Peay, Mar 31, 2026
 Batters faced: 13, Austin Peay, Mar 31, 2026
 Field chances: 2, Eastern Kentucky, Mar 17, 2026; Austin Peay, Mar 31, 2026
 Assists: 2, Eastern Kentucky, Mar 17, 2026; Austin Peay, Mar 31, 2026



2026 Tennessee Baseball Individual Career History



Finley Bates

Year	avg	gp-gs	ab	r	h	2b	3b	hr	rbi	tb	slg%	bb	hbp	so	gdp	ob%	sf	sh	sb-att	po	a	e	fld%
2024*	.292	53-52	219	35	64	14	0	3	11	87	.397	22	2	35	3	.358	3	1	0-1	70	108	8	.957
2025*	.300	57-56	213	48	64	12	1	1	23	81	.380	40	4	30	5	.419	1	2	8-19	73	99	7	.961
2026	.400	9-2	10	3	4	0	0	1	1	7	.700	0	2	1	0	.500	0	0	0-1	2	6	0	1.000
TOTAL	.400	9-2	10	3	4	0	0	1	1	7	.700	0	2	1	0	.500	0	0	0-1	2	6	0	1.000
All*	.299	119-110	442	86	132	26	1	5	35	175	.396	62	8	66	8	.391	4	3	8-21	145	213	15	.960

* Statistics from prior team/school

SINGLE-GAME HIGHS [all-time ranking]:

- Hits: 2, Nicholls, Feb 14, 2026
- Home runs: 1, Nicholls, Feb 14, 2026
- Total bases: 5, Nicholls, Feb 14, 2026
- RBI: 1, Nicholls, Feb 14, 2026
- Runs scored: 1, Nicholls, Feb 14, 2026; Kent State, Feb 22, 2026; Tennessee Tech, Mar 10, 2026
- Hit by pitch: 1, Oakland, Mar 04, 2026; Tennessee Tech, Mar 10, 2026
- Struck out: 1, Kent State, Feb 22, 2026
- At bats: 3, Kent State, Feb 22, 2026
- Caught stealing: 1 [t-1st], Bellarmine, Feb 24, 2026
- Field chances: 3, Kent State, Feb 22, 2026
- Putouts: 1, Kent State, Feb 22, 2026; Bellarmine, Feb 24, 2026
- Assists: 2, UNC Asheville, Feb 17, 2026; Kent State, Feb 22, 2026

Jax Bishop

Year	avg	gp-gs	ab	r	h	2b	3b	hr	rbi	tb	slg%	bb	hbp	so	gdp	ob%	sf	sh	sb-att	po	a	e	fld%
Year	era	w-l	app	gs	cg	sho	sv	ip	h	r	er	bb	so	2b	3b	hr	bf	bavg	wp	hbp	bk	sfa	sha
2026	4.50	0-0	3	0	0	0/0	0	2.0	2	1	1	1	2	0	0	1	9	.250	0	0	0	0	0
TOTAL	4.50	0-0	3	0	0	0/0	0	2.0	2	1	1	1	2	0	0	1	9	.250	0	0	0	0	0

SINGLE-GAME HIGHS [all-time ranking]:

- Innings pitched: 1.0, Oakland, Mar 04, 2026
- Walks allowed: 1, Tennessee Tech, Mar 10, 2026
- Strikeouts: 1, Oakland, Mar 04, 2026; Austin Peay, Mar 31, 2026
- Batters faced: 4, Oakland, Mar 04, 2026



2026 Tennessee Baseball Individual Career History



Evan Blanco

Year	avg	gp-gs	ab	r	h	2b	3b	hr	rbi	tb	slg%	bb	hbp	so	gdp	ob%	sf	sh	sb-att	po	a	e	fld%
2023*	.000	24-0	0	0	0	0	0	0	0	0	.000	0	0	0	0	.000	0	0	0-0	1	4	2	.714
2024*	.000	18-18	0	0	0	0	0	0	0	0	.000	0	0	0	0	.000	0	0	0-0	2	10	2	.857
2025*	.000	14-8	0	0	0	0	0	0	0	0	.000	0	0	0	0	.000	0	0	0-0	1	5	1	.857
2026	.000	0-0	0	0	0	0	0	0	0	0	.000	0	0	0	0	.000	0	0	0-0	1	7	0	1.000
TOTAL	.000	0-0	0	0	0	0	0	0	0	0	.000	0	0	0	0	.000	0	0	0-0	1	7	0	1.000
All*	.000	56-26	0	0	0	0	0	0	0	0	.000	0	0	0	0	.000	0	0	0-0	5	26	5	.861

Year	era	w-l	app	gs	cg	sho	sv	ip	h	r	er	bb	so	2b	3b	hr	bf	bavg	wp	hbp	bk	sfa	sha
2023*	3.04	1-0	24	0	0	0/2	0	23.2	18	13	8	10	26	6	0	2	104	.200	0	2	0	1	1
2024*	3.62	8-3	18	18	0	0/2	0	99.1	101	49	40	27	99	15	2	11	427	.262	1	8	0	1	4
2025*	6.23	3-5	14	8	0	0/0	0	39.0	58	35	27	9	36	12	1	6	181	.352	1	3	0	1	2
2026	3.83	2-2	8	8	0	0/0	0	42.1	31	22	18	18	52	7	0	7	181	.200	0	5	1	0	3
TOTAL	3.83	2-2	8	8	0	0/0	0	42.1	31	22	18	18	52	7	0	7	181	.200	0	5	1	0	3
All*	4.10	14-10	64	34	0	0/4	0	204.1	208	119	93	64	213	40	3	26	893	.261	2	18	1	3	10

* Statistics from prior team/school

SINGLE-GAME HIGHS [all-time ranking]:

Innings pitched: 7.2, Missouri, Mar 22, 2026

Walks allowed: 4 [t-5th], Kent State, Feb 22, 2026

Strikeouts: 9, Nicholls, Feb 14, 2026

Batters faced: 29, Missouri, Mar 22, 2026

Field chances: 3, at Vanderbilt, Mar 29, 2026

Putouts: 1, at Vanderbilt, Mar 29, 2026

Assists: 2, Kent State, Feb 22, 2026; vs Virginia Tech, Mar 01, 2026; at Vanderbilt, Mar 29, 2026

Runners CS: 1, Kent State, Feb 22, 2026; vs Virginia Tech, Mar 01, 2026

Blaine Brown

Year	avg	gp-gs	ab	r	h	2b	3b	hr	rbi	tb	slg%	bb	hbp	so	gdp	ob%	sf	sh	sb-att	po	a	e	fld%
2025*	.292	54-54	209	34	61	12	0	10	38	103	.493	21	3	41	2	.362	2	0	5-13	21	1	1	.957
2026	.258	33-33	132	28	34	8	0	9	29	69	.523	13	1	30	1	.327	1	0	3-3	28	1	1	.967
TOTAL	.258	33-33	132	28	34	8	0	9	29	69	.523	13	1	30	1	.327	1	0	3-3	28	1	1	.967
All*	.279	87-87	341	62	95	20	0	19	67	172	.504	34	4	71	3	.348	3	0	8-16	49	2	2	.962

Year	era	w-l	app	gs	cg	sho	sv	ip	h	r	er	bb	so	2b	3b	hr	bf	bavg	wp	hbp	bk	sfa	sha
2025*	20.77	0-1	7	4	0	0/0	0	4.1	9	13	10	12	6	3	0	0	38	.391	1	2	0	1	0
2026	4.50	0-0	3	3	0	0/0	0	2.0	1	1	1	3	5	0	0	0	11	.143	0	1	0	0	0
TOTAL	4.50	0-0	3	3	0	0/0	0	2.0	1	1	1	3	5	0	0	0	11	.143	0	1	0	0	0
All*	15.63	0-1	10	7	0	0/0	0	6.1	10	14	11	15	11	3	0	0	49	.333	1	3	0	1	0

* Statistics from prior team/school

SINGLE-GAME HIGHS [all-time ranking]:

Hits: 3, Nicholls, Feb 14, 2026; at Vanderbilt, Mar 29, 2026

Doubles: 1, 8 times

Home runs: 2 [t-5th], Nicholls, Feb 14, 2026

Total bases: 9, Nicholls, Feb 14, 2026

RBI: 4, LSU, Apr 05, 2026; Nicholls, Feb 14, 2026

Runs scored: 4 [t-5th], at Vanderbilt, Mar 29, 2026

Walks: 2, Tennessee Tech, Mar 10, 2026; Missouri, Mar 20, 2026

Hit by pitch: 1, vs UCLA, Feb 27, 2026

Struck out: 3, LSU, Apr 03, 2026; LSU, Apr 04, 2026; at Georgia, Mar 13, 2026

Sac flies: 1 [t-5th], Kent State, Feb 22, 2026

At bats: 6 [t-7th], at Vanderbilt, Mar 28, 2026

Stolen bases: 1, Wright State, Mar 07, 2026; Missouri, Mar 22, 2026; USC Upstate, Mar 24, 2026

Innings pitched: 1.0, UNC Asheville, Feb 17, 2026; Bellarmine, Feb 24, 2026

Walks allowed: 2, ETSU, Mar 03, 2026

Strikeouts: 3, UNC Asheville, Feb 17, 2026

Batters faced: 5, Bellarmine, Feb 24, 2026

Field chances: 5, at Vanderbilt, Mar 28, 2026

Putouts: 5, at Vanderbilt, Mar 28, 2026

Assists: 1, Kent State, Feb 21, 2026



2026 Tennessee Baseball Individual Career History



Reese Chapman

Year	avg	gp-gs	ab	r	h	2b	3b	hr	rbi	tb	slg%	bb	hbp	so	gdp	ob%	sf	sh	sb-att	po	a	e	fld%
2023	.263	15-2	19	7	5	0	0	2	7	11	.579	3	2	3	1	.417	0	0	1-1	4	0	0	1.000
2024	.274	50-32	106	22	29	5	0	7	31	55	.519	17	7	38	3	.398	3	1	2-2	33	0	1	.971
2025	.273	64-64	216	44	59	11	2	13	53	113	.523	21	5	73	1	.344	5	3	4-6	89	9	0	1.000
2026	.294	32-32	109	27	32	11	0	3	19	52	.477	21	3	25	1	.421	0	0	5-5	44	3	2	.959
TOTAL	.278	161-130	450	100	125	27	2	25	110	231	.513	62	17	139	6	.380	8	4	12-14	170	12	3	.984

SINGLE-GAME HIGHS [all-time ranking]:

Hits: 4 [t-5th], Tennessee Tech, Mar 26, 2024
 Doubles: 2 [t-3rd], Nicholls, Feb 13, 2026; Illinois, Mar 09, 2024; at Georgia, Mar 15, 2026
 Triples: 1 [t-1st], Bellarmine, Apr 15, 2025; at South Carolina, Mar 28, 2025
 Home runs: 2 [t-5th], Bellarmine, Apr 16, 2024
 Total bases: 8, Bellarmine, Apr 16, 2024; Illinois, Mar 09, 2024; Tennessee Tech, Mar 26, 2024
 RBI: 6 [t-8th], Illinois, Mar 09, 2024
 Runs scored: 3, 4 times
 Walks: 2, 13 times
 Hit by pitch: 1, 17 times
 Struck out: 4 [t-2nd], at Indiana, Jun 01, 2024; Vanderbilt, May 10, 2025
 Sac flies: 1 [t-5th], 8 times
 Sac bunts: 1 [t-9th], 4 times
 At bats: 5, 14 times
 Stolen bases: 2, Missouri, Mar 22, 2026
 Caught stealing: 1 [t-1st], at Alabama, Mar 21, 2025; Miami (OH), May 30, 2025
 Field chances: 6, at Vanderbilt, Mar 28, 2026; at Florida, May 03, 2024
 Putouts: 6, at Florida, May 03, 2024
 Assists: 1, 12 times

Levi Clark

Year	avg	gp-gs	ab	r	h	2b	3b	hr	rbi	tb	slg%	bb	hbp	so	gdp	ob%	sf	sh	sb-att	po	a	e	fld%
2025	.289	51-38	128	30	37	9	0	10	34	76	.594	35	7	39	2	.459	2	0	1-1	25	3	1	.966
2026	.175	28-27	97	16	17	4	0	3	18	30	.309	15	6	20	2	.314	3	0	2-2	216	16	0	1.000
TOTAL	.240	79-65	225	46	54	13	0	13	52	106	.471	50	13	59	4	.399	5	0	3-3	241	19	1	.996

SINGLE-GAME HIGHS [all-time ranking]:

Hits: 3, 4 times
 Doubles: 1, 13 times
 Home runs: 1, 13 times
 Total bases: 7, Hofstra, Feb 15, 2025
 RBI: 4, UNC Asheville, Feb 18, 2025; Samford, Feb 22, 2025
 Runs scored: 3, 4 times
 Walks: 3 [t-6th], North Alabama, Feb 25, 2025; St. Bonaventure, Mar 08, 2025
 Hit by pitch: 2 [t-3rd], Wake Forest, Jun 02, 2025
 Struck out: 3, at Alabama, Mar 21, 2025
 Sac flies: 1 [t-5th], 5 times
 At bats: 6 [t-7th], at Vanderbilt, Mar 29, 2026
 Stolen bases: 1, St. Bonaventure, Mar 07, 2025; at Vanderbilt, Mar 27, 2026; Austin Peay, Mar 31, 2026
 Field chances: 14, LSU, Apr 03, 2026
 Putouts: 13, LSU, Apr 03, 2026
 Assists: 2, Nicholls, Feb 14, 2026; Wright State, Mar 06, 2026
 Runners CS: 1, vs Virginia Tech, Mar 01, 2026



2026 Tennessee Baseball Individual Career History



Chandler Day

Year	avg	gp-gs	ab	r	h	2b	3b	hr	rbi	tb	slg%	bb	hbp	so	gdp	ob%	sf	sh	sb-att	po	a	e	fld%
2026	.000	0-0	0	0	0	0	0	0	0	0	.000	0	0	0	0	.000	0	0	0-0	1	0	0	1.000
TOTAL	.000	0-0	0	0	0	0	0	0	0	0	.000	0	0	0	0	.000	0	0	0-0	1	0	0	1.000

Year	era	w-l	app	gs	cg	sho	sv	ip	h	r	er	bb	so	2b	3b	hr	bf	bavg	wp	hbp	bk	sfa	sha
2026	13.50	0-0	6	0	0	0/0	0	4.0	7	6	6	1	4	0	0	1	19	.389	1	0	0	0	0
TOTAL	13.50	0-0	6	0	0	0/0	0	4.0	7	6	6	1	4	0	0	1	19	.389	1	0	0	0	0

SINGLE-GAME HIGHS [all-time ranking]:
 Innings pitched: 1.1, LSU, Apr 03, 2026
 Walks allowed: 1, Bellarmine, Feb 24, 2026
 Strikeouts: 2, LSU, Apr 03, 2026
 Batters faced: 7, Bellarmine, Feb 24, 2026
 Field chances: 1, Austin Peay, Mar 31, 2026
 Putouts: 1, Austin Peay, Mar 31, 2026

Sawyer Deering

Year	avg	gp-gs	ab	r	h	2b	3b	hr	rbi	tb	slg%	bb	hbp	so	gdp	ob%	sf	sh	sb-att	po	a	e	fld%
2026	.000	0-0	0	0	0	0	0	0	0	0	.000	0	0	0	0	.000	0	0	0-0	1	0	0	1.000
TOTAL	.000	0-0	0	0	0	0	0	0	0	0	.000	0	0	0	0	.000	0	0	0-0	1	0	0	1.000

Year	era	w-l	app	gs	cg	sho	sv	ip	h	r	er	bb	so	2b	3b	hr	bf	bavg	wp	hbp	bk	sfa	sha
2026	8.44	0-0	8	0	0	0/0	0	5.1	5	6	5	3	5	0	1	2	25	.238	0	1	1	0	0
TOTAL	8.44	0-0	8	0	0	0/0	0	5.1	5	6	5	3	5	0	1	2	25	.238	0	1	1	0	0

SINGLE-GAME HIGHS [all-time ranking]:
 Innings pitched: 1.1, Eastern Kentucky, Mar 17, 2026
 Walks allowed: 1, Bellarmine, Feb 24, 2026; vs UCLA, Feb 27, 2026; Tennessee Tech, Mar 10, 2026
 Strikeouts: 2, Eastern Kentucky, Mar 17, 2026
 Batters faced: 5, Bellarmine, Feb 24, 2026
 Field chances: 1, Bellarmine, Feb 24, 2026
 Putouts: 1, Bellarmine, Feb 24, 2026



2026 Tennessee Baseball Individual Career History



Nate Eisfelder

Year	avg	gp-gs	ab	r	h	2b	3b	hr	rbi	tb	slg%	bb	hbp	so	gdp	ob%	sf	sh	sb-att	po	a	e	fld%
2026	.250	9-1	8	1	2	0	0	1	5	5	.625	4	0	4	0	.500	0	0	0-0	3	0	0	1.000
TOTAL	.250	9-1	8	1	2	0	0	1	5	5	.625	4	0	4	0	.500	0	0	0-0	3	0	0	1.000

SINGLE-GAME HIGHS [all-time ranking]:

Hits: 1, Northern Kentucky, Apr 07, 2026; Tennessee Tech, Mar 10, 2026
 Home runs: 1, Tennessee Tech, Mar 10, 2026
 Total bases: 4, Tennessee Tech, Mar 10, 2026
 RBI: 4, Tennessee Tech, Mar 10, 2026
 Runs scored: 1, Tennessee Tech, Mar 10, 2026
 Walks: 2, Nicholls, Feb 14, 2026
 Struck out: 1, 4 times
 At bats: 2, Northern Kentucky, Apr 07, 2026; Tennessee Tech, Mar 10, 2026
 Field chances: 1, Northern Kentucky, Apr 07, 2026; ETSU, Mar 03, 2026; Eastern Kentucky, Mar 17, 2026
 Putouts: 1, Northern Kentucky, Apr 07, 2026; ETSU, Mar 03, 2026; Eastern Kentucky, Mar 17, 2026

Henry Ford

Year	avg	gp-gs	ab	r	h	2b	3b	hr	rbi	tb	slg%	bb	hbp	so	gdp	ob%	sf	sh	sb-att	po	a	e	fld%
2024*	.336	61-61	253	60	85	13	1	17	69	151	.597	29	5	53	4	.409	4	0	3-6	428	24	3	.993
2025*	.362	50-50	207	42	75	9	1	11	46	119	.575	21	1	30	4	.420	2	0	4-10	200	10	1	.995
2026	.301	31-31	133	25	40	6	0	10	31	76	.571	13	0	23	2	.361	1	0	3-5	20	44	4	.941
TOTAL	.301	31-31	133	25	40	6	0	10	31	76	.571	13	0	23	2	.361	1	0	3-5	20	44	4	.941
All*	.337	142-142	593	127	200	28	2	38	146	346	.583	63	6	106	10	.402	7	0	10-21	648	78	8	.989

* Statistics from prior team/school

SINGLE-GAME HIGHS [all-time ranking]:

Hits: 3, Kent State, Feb 22, 2026; Wright State, Mar 07, 2026; Tennessee Tech, Mar 10, 2026
 Doubles: 1, 6 times
 Home runs: 1, 10 times
 Total bases: 7, Tennessee Tech, Mar 10, 2026
 RBI: 5, Tennessee Tech, Mar 10, 2026
 Runs scored: 2, 6 times
 Walks: 1, 12 times
 Struck out: 3, at Vanderbilt, Mar 29, 2026
 Sac flies: 1 [t-5th], LSU, Apr 05, 2026
 At bats: 6 [t-7th], at Vanderbilt, Mar 28, 2026
 Stolen bases: 1, Kent State, Feb 22, 2026; Bellarmine, Feb 24, 2026; Oakland, Mar 04, 2026
 Caught stealing: 1 [t-1st], at Georgia, Mar 13, 2026; at Vanderbilt, Mar 27, 2026
 Field chances: 6, Kent State, Feb 20, 2026
 Putouts: 2, 5 times
 Assists: 6, Kent State, Feb 20, 2026



2026 Tennessee Baseball Individual Career History



Brady Frederick

Year	avg	gp-gs	ab	r	h	2b	3b	hr	rbi	tb	slg%	bb	hbp	so	gdp	ob%	sf	sh	sb-att	po	a	e	fld%
2024*	.000	7-0	0	0	0	0	0	0	0	0	.000	0	0	0	0	.000	0	0	0-0	0	1	0	1.000
2025*	.000	24-0	0	0	0	0	0	0	0	0	.000	0	0	0	0	.000	0	0	0-0	10	6	3	.842
2026	.000	0-0	0	0	0	0	0	0	0	0	.000	0	0	0	0	.000	0	0	0-0	4	3	0	1.000
TOTAL	.000	0-0	0	0	0	0	0	0	0	0	.000	0	0	0	0	.000	0	0	0-0	4	3	0	1.000
All*	.000	31-0	0	0	0	0	0	0	0	0	.000	0	0	0	0	.000	0	0	0-0	14	10	3	.889

Year	era	w-l	app	gs	cg	sho	sv	ip	h	r	er	bb	so	2b	3b	hr	bf	bavg	wp	hbp	bk	sfa	sha
2024*	10.80	0-0	7	0	0	0/0	0	5.0	9	11	6	3	3	2	0	1	29	.360	0	1	0	0	0
2025*	2.67	8-2	24	0	0	0/0	4	77.2	50	25	23	19	76	15	0	8	305	.183	1	9	2	3	1
2026	3.55	4-1	16	0	0	0/0	0	25.1	19	11	10	7	27	2	0	3	99	.218	0	2	0	2	1
TOTAL	3.55	4-1	16	0	0	0/0	0	25.1	19	11	10	7	27	2	0	3	99	.218	0	2	0	2	1
All*	3.25	12-3	47	0	0	0/0	4	108.0	78	47	39	29	106	19	0	12	433	.203	1	12	2	5	2

* Statistics from prior team/school

SINGLE-GAME HIGHS [all-time ranking]:

Innings pitched: 3.1, Northern Kentucky, Apr 07, 2026

Walks allowed: 2, at Vanderbilt, Mar 28, 2026

Strikeouts: 5, Kent State, Feb 22, 2026

Batters faced: 12, Kent State, Feb 22, 2026

Field chances: 2, Northern Kentucky, Apr 07, 2026; ETSU, Mar 03, 2026

Putouts: 2, Northern Kentucky, Apr 07, 2026

Assists: 1, ETSU, Mar 03, 2026; Missouri, Mar 20, 2026; Austin Peay, Mar 31, 2026

Runners CS: 1, vs Arizona State, Feb 28, 2026; USC Upstate, Mar 24, 2026; at Vanderbilt, Mar 28, 2026

Blake Grimmer

Year	avg	gp-gs	ab	r	h	2b	3b	hr	rbi	tb	slg%	bb	hbp	so	gdp	ob%	sf	sh	sb-att	po	a	e	fld%
2025	.318	27-9	44	14	14	0	0	4	15	26	.591	10	2	10	0	.464	0	0	1-1	1	3	0	1.000
2026	.303	21-21	76	23	23	5	0	7	16	49	.645	19	1	24	1	.448	0	0	1-1	110	17	0	1.000
TOTAL	.308	48-30	120	37	37	5	0	11	31	75	.625	29	3	34	1	.454	0	0	2-2	111	20	0	1.000

SINGLE-GAME HIGHS [all-time ranking]:

Hits: 3, Northern Kentucky, Apr 07, 2026; Oakland, Mar 04, 2026

Doubles: 2 [t-3rd], Oakland, Mar 04, 2026

Home runs: 2 [t-5th], Northern Kentucky, Apr 07, 2026

Total bases: 9, Northern Kentucky, Apr 07, 2026

RBI: 5, Queens, Mar 25, 2025

Runs scored: 3, Northern Kentucky, Apr 07, 2026; at Vanderbilt, Mar 29, 2026

Walks: 2, 12 times

Hit by pitch: 1, Lipscomb, Apr 22, 2025; vs Rice, Mar 01, 2025; Missouri, Mar 22, 2026

Struck out: 5 [1st], at Vanderbilt, Mar 28, 2026

At bats: 7 [t-1st], at Vanderbilt, Mar 28, 2026

Stolen bases: 1, Bellarmine, Apr 15, 2025; Oakland, Mar 04, 2026

Field chances: 14, Wright State, Mar 07, 2026; at Vanderbilt, Mar 29, 2026

Putouts: 14, Wright State, Mar 07, 2026

Assists: 5, LSU, Apr 04, 2026



2026 Tennessee Baseball Individual Career History



Trent Grindlinger

Year	avg	gp-gs	ab	r	h	2b	3b	hr	rbi	tb	slg%	bb	hbp	so	gdp	ob%	sf	sh	sb-att	po	a	e	fld%
2026	.410	16-9	39	5	16	1	1	1	12	22	.564	6	1	6	2	.500	0	1	0-1	33	2	0	1.000
TOTAL	.410	16-9	39	5	16	1	1	1	12	22	.564	6	1	6	2	.500	0	1	0-1	33	2	0	1.000

SINGLE-GAME HIGHS [all-time ranking]:

- Hits: 3, Eastern Kentucky, Mar 17, 2026; at Vanderbilt, Mar 29, 2026
- Doubles: 1, Nicholls, Feb 14, 2026
- Triples: 1 [t-1st], Eastern Kentucky, Mar 17, 2026
- Home runs: 1, Northern Kentucky, Apr 07, 2026
- Total bases: 5, Eastern Kentucky, Mar 17, 2026
- RBI: 5, at Vanderbilt, Mar 29, 2026
- Runs scored: 2, Eastern Kentucky, Mar 17, 2026
- Walks: 1, 6 times
- Hit by pitch: 1, Eastern Kentucky, Mar 17, 2026
- Struck out: 1, 6 times
- Sac bunts: 1 [t-9th], LSU, Apr 05, 2026
- At bats: 5, Oakland, Mar 04, 2026
- Caught stealing: 1 [t-1st], Eastern Kentucky, Mar 17, 2026
- Field chances: 15, Oakland, Mar 04, 2026
- Putouts: 14, Oakland, Mar 04, 2026
- Assists: 1, Oakland, Mar 04, 2026; USC Upstate, Mar 24, 2026
- Runners CS: 1, USC Upstate, Mar 24, 2026

Will Haas

Year	avg	gp-gs	ab	r	h	2b	3b	hr	rbi	tb	slg%	bb	hbp	so	gdp	ob%	sf	sh	sb-att	po	a	e	fld%
Year	era	w-l	app	gs	cg	sho	sv	ip	h	r	er	bb	so	2b	3b	hr	bf	bavg	wp	hbp	bk	sfa	sha
2026	18.00	0-0	4	0	0	0/0	0	2.0	3	4	4	2	5	0	0	1	12	.333	0	1	0	0	0
TOTAL	18.00	0-0	4	0	0	0/0	0	2.0	3	4	4	2	5	0	0	1	12	.333	0	1	0	0	0

SINGLE-GAME HIGHS [all-time ranking]:

- Innings pitched: 1.0, Oakland, Mar 04, 2026
- Walks allowed: 1, Tennessee Tech, Mar 10, 2026; Eastern Kentucky, Mar 17, 2026
- Strikeouts: 2, Oakland, Mar 04, 2026; Tennessee Tech, Mar 10, 2026
- Batters faced: 5, Oakland, Mar 04, 2026



2026 Tennessee Baseball Individual Career History



Evan Hankins

Year	avg	gp-gs	ab	r	h	2b	3b	hr	rbi	tb	slg%	bb	hbp	so	gdp	ob%	sf	sh	sb-att	po	a	e	fld%
2026	.000	5-1	6	1	0	0	0	0	0	0	.000	1	0	3	0	.143	0	0	0-0	14	1	0	1.000
TOTAL	.000	5-1	6	1	0	0	0	0	0	0	.000	1	0	3	0	.143	0	0	0-0	14	1	0	1.000

SINGLE-GAME HIGHS [all-time ranking]:

Runs scored: 1, Nicholls, Feb 14, 2026

Walks: 1, Nicholls, Feb 14, 2026

Struck out: 2, Nicholls, Feb 14, 2026

At bats: 2, Nicholls, Feb 14, 2026; Oakland, Mar 04, 2026

Field chances: 5, Nicholls, Feb 14, 2026; Oakland, Mar 04, 2026; Tennessee Tech, Mar 10, 2026

Putouts: 5, Oakland, Mar 04, 2026; Tennessee Tech, Mar 10, 2026

Assists: 1, Nicholls, Feb 14, 2026

Hunter High

Year	avg	gp-gs	ab	r	h	2b	3b	hr	rbi	tb	slg%	bb	hbp	so	gdp	ob%	sf	sh	sb-att	po	a	e	fld%
2024	.385	11-0	13	6	5	3	0	0	1	8	.615	1	0	3	0	.429	0	0	0-0	1	0	0	1.000
2025	.333	16-0	9	5	3	0	0	1	4	6	.667	5	1	5	0	.600	0	0	1-1	6	0	0	1.000
2026	.222	8-1	9	2	2	0	1	0	3	4	.444	1	0	1	1	.273	1	0	0-0	11	3	0	1.000
TOTAL	.323	35-1	31	13	10	3	1	1	8	18	.581	7	1	9	1	.450	1	0	1-1	18	3	0	1.000

SINGLE-GAME HIGHS [all-time ranking]:

Hits: 2, Illinois, Mar 09, 2024

Doubles: 2 [t-3rd], Illinois, Mar 09, 2024

Triples: 1 [t-1st], Austin Peay, Mar 31, 2026

Home runs: 1, Hofstra, Feb 14, 2025

Total bases: 4, Hofstra, Feb 14, 2025; Illinois, Mar 09, 2024

RBI: 3, Hofstra, Feb 14, 2025

Runs scored: 2, Alabama State, Apr 08, 2025; Bellarmine, Apr 16, 2024; Illinois, Mar 09, 2024

Walks: 2, Alabama State, Apr 08, 2025

Hit by pitch: 1, Queens, Mar 25, 2025

Struck out: 1, 9 times

Sac flies: 1 [t-5th], Bellarmine, Feb 24, 2026

At bats: 3, Bellarmine, Feb 24, 2026

Stolen bases: 1, Queens, Mar 25, 2025

Field chances: 8, Bellarmine, Feb 24, 2026

Putouts: 7, Bellarmine, Feb 24, 2026

Assists: 2, Austin Peay, Mar 31, 2026



2026 Tennessee Baseball Individual Career History



Mark Hindy

Year	avg	gp-gs	ab	r	h	2b	3b	hr	rbi	tb	slg%	bb	hbp	so	gdp	ob%	sf	sh	sb-att	po	a	e	fld%
2022*	.000	1-0	0	0	0	0	0	0	0	0	.000	0	0	0	0	.000	0	0	0-0	0	0	0	.000
2024*	.000	19-0	0	0	0	0	0	0	0	0	.000	0	0	0	0	.000	0	0	0-0	3	15	0	1.000
2025*	.000	26-0	0	0	0	0	0	0	0	0	.000	0	0	0	0	.000	0	0	0-0	0	3	0	1.000
All*	.000	46-0	0	0	0	0	0	0	0	0	.000	0	0	0	0	.000	0	0	0-0	3	18	0	1.000

Year	era	w-l	app	gs	cg	sho	sv	ip	h	r	er	bb	so	2b	3b	hr	bf	bavg	wp	hbp	bk	sfa	sha
2022*	99.00	0-0	1	0	0	0/0	0	0.0	0	4	4	4	0	0	0	0	4	.000	1	0	0	0	0
2024*	3.75	5-3	19	0	0	0/2	1	60.0	56	31	25	20	73	5	1	1	266	.239	8	7	0	2	3
2025*	4.66	1-0	26	0	0	0/1	0	29.0	24	15	15	15	38	6	0	3	128	.224	1	4	0	1	1
TOTAL	6.75	2-0	11	0	0	0/0	0	8.0	7	6	6	3	6	0	0	1	36	.241	0	2	0	1	1
All*	4.64	8-3	57	0	0	0/3	1	97.0	87	56	50	42	117	11	1	5	434	.235	10	13	0	4	5

* Statistics from prior team/school

SINGLE-GAME HIGHS [all-time ranking]:

Innings pitched: 1.1, Austin Peay, Mar 31, 2026

Walks allowed: 2, Northern Kentucky, Apr 07, 2026

Strikeouts: 1, 6 times

Batters faced: 5, 4 times

Brayden Krenzell

Year	avg	gp-gs	ab	r	h	2b	3b	hr	rbi	tb	slg%	bb	hbp	so	gdp	ob%	sf	sh	sb-att	po	a	e	fld%
2025	.000	0-0	0	0	0	0	0	0	0	0	.000	0	0	0	0	.000	0	0	0-0	2	6	0	1.000
2026	.000	0-0	0	0	0	0	0	0	0	0	.000	0	0	0	0	.000	0	0	0-0	0	1	0	1.000
TOTAL	.000	0-0	0	0	0	0	0	0	0	0	.000	0	0	0	0	.000	0	0	0-0	2	7	0	1.000

Year	era	w-l	app	gs	cg	sho	sv	ip	h	r	er	bb	so	2b	3b	hr	bf	bavg	wp	hbp	bk	sfa	sha
2025	4.68	3-0	21	2	0	0/0	0	32.2	35	18	17	19	41	6	1	3	146	.287	1	4	0	1	0
2026	8.18	1-3	12	0	0	0/0	2	11.0	9	11	10	6	20	0	0	2	54	.214	3	6	0	0	0
TOTAL	5.56	4-3	33	2	0	0/0	2	43.2	44	29	27	25	61	6	1	5	200	.268	4	10	0	1	0

SINGLE-GAME HIGHS [all-time ranking]:

Innings pitched: 5.0, at South Carolina, Mar 30, 2025

Walks allowed: 4 [t-5th], at Arkansas, May 17, 2025

Strikeouts: 6, at Alabama, Mar 22, 2025

Batters faced: 21, at South Carolina, Mar 30, 2025

Field chances: 3, at Alabama, Mar 22, 2025

Putouts: 1, UNC Asheville, Feb 18, 2025; at Alabama, Mar 22, 2025

Assists: 2, at Alabama, Mar 22, 2025

Runners CS: 1, West Georgia, Mar 11, 2025; Vanderbilt, May 11, 2025



2026 Tennessee Baseball Individual Career History



Tegan Kuhns

Year	avg	gp-gs	ab	r	h	2b	3b	hr	rbi	tb	slg%	bb	hbp	so	gdp	ob%	sf	sh	sb-att	po	a	e	fld%
2025	.000	0-0	0	0	0	0	0	0	0	0	.000	0	0	0	0	.000	0	0	0-0	3	3	1	.857
2026	.000	0-0	0	0	0	0	0	0	0	0	.000	0	0	0	0	.000	0	0	0-0	2	0	0	1.000
TOTAL	.000	0-0	0	0	0	0	0	0	0	0	.000	0	0	0	0	.000	0	0	0-0	5	3	1	.889

Year	era	w-l	app	gs	cg	sho	sv	ip	h	r	er	bb	so	2b	3b	hr	bf	bavg	wp	hbp	bk	sfa	sha
2025	5.40	2-4	15	10	0	0/0	0	36.2	43	27	22	16	40	4	2	5	169	.285	0	2	1	0	0
2026	3.89	1-3	8	7	0	0/1	0	39.1	38	19	17	8	47	7	0	6	168	.247	1	4	0	1	1
TOTAL	4.62	3-7	23	17	0	0/1	0	76.0	81	46	39	24	87	11	2	11	337	.266	1	6	1	1	1

SINGLE-GAME HIGHS [all-time ranking]:

Innings pitched: 6.2, Nicholls, Feb 13, 2026
 Walks allowed: 3, Texas A&M, Apr 05, 2025; Kent State, Feb 20, 2026; at Arkansas, May 17, 2025
 Strikeouts: 10, vs UCLA, Feb 27, 2026
 Batters faced: 26, vs UCLA, Feb 27, 2026
 Field chances: 4, Auburn, May 02, 2025
 Putouts: 3, Auburn, May 02, 2025
 Assists: 1, at Ole Miss, Apr 13, 2025; North Alabama, Feb 25, 2025; Auburn, May 02, 2025
 Runners CS: 1, 4 times

Stone Lawless

Year	avg	gp-gs	ab	r	h	2b	3b	hr	rbi	tb	slg%	bb	hbp	so	gdp	ob%	sf	sh	sb-att	po	a	e	fld%
2025	.288	28-21	59	17	17	4	1	5	20	38	.644	19	1	14	1	.468	0	0	1-2	217	20	4	.983
2026	.250	22-21	68	10	17	4	0	4	10	33	.485	11	5	12	2	.388	1	1	1-2	209	15	2	.991
TOTAL	.268	50-42	127	27	34	8	1	9	30	71	.559	30	6	26	3	.427	1	1	2-4	426	35	6	.987

SINGLE-GAME HIGHS [all-time ranking]:

Hits: 2, 8 times
 Doubles: 1, 8 times
 Triples: 1 [t-1st], Radford, Mar 04, 2025
 Home runs: 2 [t-5th], Northern Kentucky, Apr 29, 2025; St. Bonaventure, Mar 09, 2025
 Total bases: 8, Northern Kentucky, Apr 29, 2025; St. Bonaventure, Mar 09, 2025
 RBI: 4, St. Bonaventure, Mar 09, 2025
 Runs scored: 3, UNC Asheville, Feb 17, 2026; Samford, Feb 23, 2025
 Walks: 3 [t-6th], Nicholls, Feb 14, 2026; Hofstra, Feb 16, 2025; Queens, Mar 25, 2025
 Hit by pitch: 1, 6 times
 Struck out: 4 [t-2nd], at Alabama, Mar 21, 2025
 Sac flies: 1 [t-5th], Missouri, Mar 22, 2026
 Sac bunts: 1 [t-9th], at Vanderbilt, Mar 28, 2026
 At bats: 6 [t-7th], at Vanderbilt, Mar 28, 2026
 Stolen bases: 1, UNC Asheville, Feb 17, 2026; Queens, Mar 25, 2025
 Caught stealing: 1 [t-1st], Texas A&M, Apr 05, 2025; Missouri, Mar 21, 2026
 Field chances: 17 [t-9th], Kent State, Feb 21, 2026; Kent State, Feb 22, 2026; at Vanderbilt, Mar 28, 2026
 Putouts: 17 [t-4th], Kent State, Feb 21, 2026
 Assists: 3, vs Arizona State, Feb 28, 2026; Florida, Mar 15, 2025
 Runners CS: 2 [t-1st], Florida, Mar 15, 2025; Florida, Mar 16, 2025; at Vanderbilt, Mar 27, 2026



2026 Tennessee Baseball Individual Career History



Landon Mack

Year	avg	gp-gs	ab	r	h	2b	3b	hr	rbi	tb	slg%	bb	hbp	so	gdp	ob%	sf	sh	sb-att	po	a	e	fld%
2025*	.000	15-15	0	0	0	0	0	0	0	0	.000	0	0	0	0	.000	0	0	0-0	4	10	2	.875
2026	.000	0-0	0	0	0	0	0	0	0	0	.000	0	0	0	0	.000	0	0	0-0	2	6	0	1.000
TOTAL	.000	0-0	0	0	0	0	0	0	0	0	.000	0	0	0	0	.000	0	0	0-0	2	6	0	1.000
All*	.000	15-15	0	0	0	0	0	0	0	0	.000	0	0	0	0	.000	0	0	0-0	6	16	2	.917

Year	era	w-l	app	gs	cg	sho	sv	ip	h	r	er	bb	so	2b	3b	hr	bf	bavg	wp	hbp	bk	sfa	sha
2025*	4.03	6-5	15	15	0	0/2	0	80.1	81	39	36	17	70	9	1	10	340	.266	6	11	1	3	4
2026	3.48	3-2	8	8	0	0/0	0	44.0	44	19	17	17	58	6	0	6	190	.260	1	3	1	0	1
TOTAL	3.48	3-2	8	8	0	0/0	0	44.0	44	19	17	17	58	6	0	6	190	.260	1	3	1	0	1
All*	3.84	9-7	23	23	0	0/2	0	124.1	125	58	53	34	128	15	1	16	530	.264	7	14	2	3	5

* Statistics from prior team/school

SINGLE-GAME HIGHS [all-time ranking]:

Innings pitched: 7.0, LSU, Apr 03, 2026
 Walks allowed: 4 [t-5th], Wright State, Mar 07, 2026; at Georgia, Mar 14, 2026
 Strikeouts: 11, Kent State, Feb 21, 2026
 Batters faced: 28, Kent State, Feb 21, 2026
 Field chances: 3, Nicholls, Feb 14, 2026
 Putouts: 1, Nicholls, Feb 14, 2026; Missouri, Mar 21, 2026
 Assists: 2, Nicholls, Feb 14, 2026; Wright State, Mar 07, 2026
 Runners CS: 1, at Georgia, Mar 14, 2026

Manny Marin

Year	avg	gp-gs	ab	r	h	2b	3b	hr	rbi	tb	slg%	bb	hbp	so	gdp	ob%	sf	sh	sb-att	po	a	e	fld%
2025	.283	58-45	152	23	43	9	0	3	23	61	.401	12	7	35	1	.356	3	3	2-3	26	67	5	.949
2026	.291	29-26	103	18	30	4	0	5	20	49	.476	5	2	26	3	.333	1	1	3-3	41	73	3	.974
TOTAL	.286	87-71	255	41	73	13	0	8	43	110	.431	17	9	61	4	.347	4	4	5-6	67	140	8	.963

SINGLE-GAME HIGHS [all-time ranking]:

Hits: 3, Wake Forest, Jun 02, 2025; St. Bonaventure, Mar 08, 2025; Wright State, Mar 08, 2026
 Doubles: 2 [t-3rd], St. Bonaventure, Mar 08, 2025
 Home runs: 1, 8 times
 Total bases: 8, St. Bonaventure, Mar 08, 2025
 RBI: 4, St. Bonaventure, Mar 08, 2025
 Runs scored: 3, Northern Kentucky, Apr 07, 2026; St. Bonaventure, Mar 08, 2025
 Walks: 1, 17 times
 Hit by pitch: 1, 9 times
 Struck out: 4 [t-2nd], at Vanderbilt, Mar 28, 2026
 Sac flies: 1 [t-5th], 4 times
 Sac bunts: 1 [t-9th], 4 times
 At bats: 7 [t-1st], at Vanderbilt, Mar 28, 2026
 Stolen bases: 1, 5 times
 Caught stealing: 1 [t-1st], vs Arizona, Mar 02, 2025
 Field chances: 9, LSU, Apr 05, 2026; at Alabama, Mar 21, 2025
 Putouts: 5, at Vanderbilt, Mar 28, 2026
 Assists: 6, vs Arizona State, Feb 28, 2026



2026 Tennessee Baseball Individual Career History



Tyler Myatt

Year	avg	gp-gs	ab	r	h	2b	3b	hr	rbi	tb	slg%	bb	hbp	so	gdp	ob%	sf	sh	sb-att	po	a	e	fld%
2026	.232	28-17	69	9	16	5	0	3	12	30	.435	8	3	24	2	.333	1	0	1-2	15	17	2	.941
TOTAL	.232	28-17	69	9	16	5	0	3	12	30	.435	8	3	24	2	.333	1	0	1-2	15	17	2	.941

SINGLE-GAME HIGHS [all-time ranking]:

Hits: 2, Bellarmine, Feb 24, 2026

Doubles: 1, 5 times

Home runs: 1, Nicholls, Feb 13, 2026; Kent State, Feb 20, 2026; Austin Peay, Mar 31, 2026

Total bases: 4, Nicholls, Feb 13, 2026; Kent State, Feb 20, 2026; Austin Peay, Mar 31, 2026

RBI: 4, Nicholls, Feb 14, 2026

Runs scored: 2, Austin Peay, Mar 31, 2026

Walks: 2, ETSU, Mar 03, 2026

Hit by pitch: 2 [t-3rd], Kent State, Feb 21, 2026

Struck out: 2, 6 times

Sac flies: 1 [t-5th], at Vanderbilt, Mar 29, 2026

At bats: 5, vs Arizona State, Feb 28, 2026

Stolen bases: 1, Austin Peay, Mar 31, 2026

Caught stealing: 1 [t-1st], Missouri, Mar 22, 2026

Field chances: 6, Bellarmine, Feb 24, 2026; at Georgia, Mar 14, 2026

Putouts: 6, Bellarmine, Feb 24, 2026

Assists: 4, at Georgia, Mar 14, 2026

Chris Newstrom

Year	avg	gp-gs	ab	r	h	2b	3b	hr	rbi	tb	slg%	bb	hbp	so	gdp	ob%	sf	sh	sb-att	po	a	e	fld%
2025	.351	33-13	57	15	20	4	0	5	19	39	.684	8	1	19	2	.433	1	1	3-3	14	7	0	1.000
2026	.180	23-15	50	9	9	2	1	1	6	16	.320	6	1	13	0	.276	1	0	0-0	20	14	0	1.000
TOTAL	.271	56-28	107	24	29	6	1	6	25	55	.514	14	2	32	2	.360	2	1	3-3	34	21	0	1.000

SINGLE-GAME HIGHS [all-time ranking]:

Hits: 3, Alabama State, Apr 08, 2025; vs UCLA, Feb 27, 2026

Doubles: 1, 6 times

Triples: 1 [t-1st], vs UCLA, Feb 27, 2026

Home runs: 1, 6 times

Total bases: 8, vs UCLA, Feb 27, 2026

RBI: 4, Alabama State, Apr 08, 2025

Runs scored: 2, Texas A&M, Apr 05, 2025; Bellarmine, Apr 15, 2025; vs UCLA, Feb 27, 2026

Walks: 2, Nicholls, Feb 14, 2026; UNC Asheville, Feb 18, 2025

Hit by pitch: 1, at Georgia, Mar 15, 2026; Auburn, May 04, 2025

Struck out: 2, 6 times

Sac flies: 1 [t-5th], UNC Asheville, Feb 17, 2026; Queens, Mar 25, 2025

Sac bunts: 1 [t-9th], Vanderbilt, May 09, 2025

At bats: 5, Alabama State, Apr 08, 2025

Stolen bases: 1, Bellarmine, Apr 15, 2025; Radford, Mar 04, 2025; ETSU, Mar 18, 2025

Field chances: 5, vs Virginia Tech, Mar 01, 2026; Wright State, Mar 08, 2026

Putouts: 5, vs Virginia Tech, Mar 01, 2026

Assists: 3, Wright State, Mar 07, 2026; Wright State, Mar 08, 2026



2026 Tennessee Baseball Individual Career History



Bo Rhudy

Year	avg	gp-gs	ab	r	h	2b	3b	hr	rbi	tb	slg%	bb	hbp	so	gdp	ob%	sf	sh	sb-att	po	a	e	fld%
2024*	.000	19-2	0	0	0	0	0	0	0	0	.000	0	0	0	0	.000	0	0	0-0	5	1	0	1.000
2025*	.000	21-1	0	0	0	0	0	0	0	0	.000	0	0	0	0	.000	0	0	0-0	1	3	0	1.000
2026	.000	0-0	0	0	0	0	0	0	0	0	.000	0	0	0	0	.000	0	0	0-0	1	0	0	1.000
TOTAL	.000	0-0	0	0	0	0	0	0	0	0	.000	0	0	0	0	.000	0	0	0-0	1	0	0	1.000
All*	.000	40-3	0	0	0	0	0	0	0	0	.000	0	0	0	0	.000	0	0	0-0	7	4	0	1.000

Year	era	w-l	app	gs	cg	sho	sv	ip	h	r	er	bb	so	2b	3b	hr	bf	bavg	wp	hbp	bk	sfa	sha
2024*	2.78	4-1	19	2	0	0/0	6	35.2	24	13	11	14	32	2	0	5	146	.190	4	3	0	2	1
2025*	3.16	2-0	21	1	0	0/0	5	37.0	29	13	13	5	44	5	0	4	144	.212	1	0	0	1	1
2026	2.70	1-1	14	0	0	0/0	1	16.2	10	5	5	2	22	2	0	3	64	.167	0	2	0	0	0
TOTAL	2.70	1-1	14	0	0	0/0	1	16.2	10	5	5	2	22	2	0	3	64	.167	0	2	0	0	0
All*	2.92	7-2	54	3	0	0/0	12	89.1	63	31	29	21	98	9	0	12	354	.195	5	5	0	3	2

* Statistics from prior team/school

SINGLE-GAME HIGHS [all-time ranking]:

Innings pitched: 3.0, at Vanderbilt, Mar 28, 2026
 Walks allowed: 1, Northern Kentucky, Apr 07, 2026; USC Upstate, Mar 24, 2026
 Strikeouts: 5, ETSU, Mar 03, 2026
 Batters faced: 9, USC Upstate, Mar 24, 2026; at Vanderbilt, Mar 28, 2026
 Field chances: 1, Northern Kentucky, Apr 07, 2026
 Putouts: 1, Northern Kentucky, Apr 07, 2026

Taylor Tracey

Year	avg	gp-gs	ab	r	h	2b	3b	hr	rbi	tb	slg%	bb	hbp	so	gdp	ob%	sf	sh	sb-att	po	a	e	fld%
2026	.000	1-1	2	0	0	0	0	0	0	0	.000	0	0	1	0	.000	0	0	0-0	1	0	0	1.000
TOTAL	.000	1-1	2	0	0	0	0	0	0	0	.000	0	0	1	0	.000	0	0	0-0	1	0	0	1.000

Year	era	w-l	app	gs	cg	sho	sv	ip	h	r	er	bb	so	2b	3b	hr	bf	bavg	wp	hbp	bk	sfa	sha
2026	1.98	0-0	9	4	0	0/0	0	13.2	7	3	3	8	22	1	0	1	59	.146	0	3	0	0	0
TOTAL	1.98	0-0	9	4	0	0/0	0	13.2	7	3	3	8	22	1	0	1	59	.146	0	3	0	0	0

SINGLE-GAME HIGHS [all-time ranking]:

Struck out: 1, Oakland, Mar 04, 2026
 At bats: 2, Oakland, Mar 04, 2026
 Innings pitched: 3.0, Oakland, Mar 04, 2026; Tennessee Tech, Mar 10, 2026
 Walks allowed: 3, USC Upstate, Mar 24, 2026
 Strikeouts: 7, Oakland, Mar 04, 2026
 Batters faced: 13, Tennessee Tech, Mar 10, 2026
 Field chances: 1, UNC Asheville, Feb 17, 2026
 Putouts: 1, UNC Asheville, Feb 17, 2026



2026 Tennessee Baseball Individual Career History



Garrett Wright

Year	avg	gp-gs	ab	r	h	2b	3b	hr	rbi	tb	slg%	bb	hbp	so	gdp	ob%	sf	sh	sb-att	po	a	e	fld%
2024*	.380	40-38	129	40	49	8	0	6	28	75	.581	13	21	11	1	.503	2	2	5-13	295	15	4	.987
2025*	.406	54-54	202	60	82	20	4	8	48	134	.663	24	28	23	3	.513	7	2	6-14	296	38	3	.991
2026	.321	22-21	78	19	25	8	0	3	10	42	.538	5	12	14	1	.442	0	0	1-2	54	1	0	1.000
TOTAL	.321	22-21	78	19	25	8	0	3	10	42	.538	5	12	14	1	.442	0	0	1-2	54	1	0	1.000
All*	.381	116-113	409	119	156	36	4	17	86	251	.614	42	61	48	5	.497	9	4	12-29	645	54	7	.990

* Statistics from prior team/school

SINGLE-GAME HIGHS [all-time ranking]:

Hits: 3, at Vanderbilt, Mar 28, 2026; Austin Peay, Mar 31, 2026

Doubles: 1, 8 times

Home runs: 1, Tennessee Tech, Mar 10, 2026; Missouri, Mar 22, 2026; Austin Peay, Mar 31, 2026

Total bases: 7, Austin Peay, Mar 31, 2026

RBI: 3, Austin Peay, Mar 31, 2026

Runs scored: 3, Tennessee Tech, Mar 10, 2026

Walks: 2, LSU, Apr 04, 2026; Northern Kentucky, Apr 07, 2026

Hit by pitch: 2 [t-3rd], Oakland, Mar 04, 2026; Tennessee Tech, Mar 10, 2026; at Vanderbilt, Mar 27, 2026

Struck out: 3, LSU, Apr 03, 2026

At bats: 6 [t-7th], at Vanderbilt, Mar 28, 2026

Stolen bases: 1, at Vanderbilt, Mar 27, 2026

Caught stealing: 1 [t-1st], at Vanderbilt, Mar 27, 2026

Field chances: 11, Northern Kentucky, Apr 07, 2026

Putouts: 11, Northern Kentucky, Apr 07, 2026

Assists: 1, Wright State, Mar 08, 2026

TENNESSEE BASEBALL

TV / RADIO SPOTTING CHART

PLAYERS



1 • Blaine Brown
So. • OF/LHP



2 • Ariel Antigua
Jr. • INF



4 • Manny Marin
So. • INF



5 • Garrett Wright
Jr. • C/OF



6 • Brady Frederick
Jr. • RHP



7 • Mark Hindy
Gr. • LHP



8 • Jay Abernathy
So. • OF/INF



9 • Henry Ford
Jr. • INF/OF



11 • Evan Blanco
Sr. • LHP



12 • Evan Hankins
Fr. • INF



13 • Reese Chapman
Sr. • OF



14 • Blake Grimmer
R-So. • UTL



15 • Hunter High
Jr. • OF/INF



16 • Levi Clark
So. • UTL



17 • Nate Eisfelder
Fr. • OF




18 • Landon Mack
So. • RHP



19 • Cam Appenzeller
Fr. • LHP



20 • Tyler Myatt
R-So. • INF/OF



21 • Tegan Kuhns
So. • RHP



25 • Brandon Arvidson
R-Jr. • LHP




26 • Chris Newstrom
So. • INF/OF



27 • Stone Lawless
R-So. • C




28 • Hutson Chance
Fr. • OF/INF




29 • Taylor Tracey
Fr. • OF/LHP



30 • Trent Grindlinger
Fr. • C



31 • Finley Bates
Jr. • INF



32 • Ethan Moore
Fr. • INF




33 • Bo Rhudy
Jr. • RHP



34 • Brayden Krenzler
So. • RHP




35 • Cash Williams
Fr. • C/OF




36 • Sawyer Deering
Fr. • RHP



37 • Ari Bethea
Fr. • RHP



38 • Ethan Baiotto
Fr. • RHP



40 • Jackson Estes
Fr. • LHP



42 • Will Haas
Fr. • LHP



44 • Nic Abraham
So. • RHP



46 • Jax Bishop
Fr. • RHP



48 • Chandler Day
Fr. • LHP



50 • DJ McDowell
Fr. • RHP


STAFF



Josh Elander
Head Coach
(Third Base Coach)




Chuck Jeroloman
Assoc. Head Coach



Ross Kivett
Assistant Coach/
Recruiting Coord.
(First Base Coach)




Josh Reynolds
Assistant Coach
(Pitching)



Ricky Martinez
Director of Recruiting



Craig Bell
Director of Program
Development



Keegan Knoll
Director of Baseball
Sports Performance



Jeff Wood
Associate Director of
Sports Medicine