



TEXAS BASEBALL GAME NOTES

SIX-TIME NATIONAL CHAMPIONS | 1949 1950 1975 1983 2002 2005 | CONTACT: Josh White (josh.white@athletics.utexas.edu | 516-680-3878)

2026 SCHEDULE (33-9, 13-7 SEC)

FEBRUARY (10-0)

13 UC DAVIS	W, 12/2 (F/7)
14 UC DAVIS	W, 6-4
15 UC DAVIS	W, 9-1
17 LAMAR	W, 14-4 (F/7)
20 MICHIGAN STATE	W, 8-1
21 MICHIGAN STATE	W, 3-1
22 MICHIGAN STATE	W, 4-0
24 UTRGV	W, 14-0 (F/7)
27 vs. No. 9 Coastal Carolina^	W, 8-1
28 vs. Baylor^	W, 5-2

MARCH (14-4)

1 vs. Ohio State^	W, 10-3
3 HOUSTON CHRISTIAN	W, 16-3 (F/7)
6 USC UPSTATE	W, 14-2 (F/8)
7 USC UPSTATE	W, 11-9
8 USC UPSTATE	W, 13-3 (F/8)
10 at Texas State	W, 15-4
13 OLE MISS	L, 9-8 (F/11)
14 OLE MISS	W, 11-2
15 OLE MISS	W, 8-2
17 TARLETON STATE	L, 6-1
20 at No. 5 Auburn*	L, 4-3
21 at No. 5 Auburn*	W, 7-6
22 at No. 5 Auburn*	W, 5-0
24 at Houston*	L, 9-7
26 NO. 8 OKLAHOMA*	W, 14-0 (F/7)
27 NO. 8 OKLAHOMA*	W, 4-3 (F/10)
28 NO. 8 OKLAHOMA*	W, 5-4 (F/10)
31 TEXAS STATE	W, 10-8

APRIL (9-5)

2 at South Carolina*	L, 9-1
3 at South Carolina*	W, 5-3
4 at South Carolina*	W, 4-1
7 INCARNATE WORD	W, 16-4 (F/7)
10 at No. 18 Texas A&M*	L, 9-8
11 at No. 18 Texas A&M*	L, 11-4
12 at No. 18 Texas A&M*	CANCELED
14 TEXAS A&M-CC	W, 14-7
17 NO. 11 ALABAMA*	W, 10-2
18 NO. 11 ALABAMA*	W, 3-1
19 NO. 11 ALABAMA*	L, 2-1
21 AIR FORCE	CANCELED
24 at Vanderbilt*	W, 11-4
25 at Vanderbilt*	L, 6-0
25 at Vanderbilt*	W, 4-3 (F/10)
28 SAM HOUSTON	W, 15-14

MAY

1 NO. 10 MISSISSIPPI STATE*	6:30 p.m.
2 NO. 10 MISSISSIPPI STATE*	2:30 p.m.
3 NO. 10 MISSISSIPPI STATE*	1 p.m.
5 UTSA	6:30 p.m.
8 at Tennessee*	5:30 p.m.
9 at Tennessee*	5 p.m.
10 at Tennessee*	11 a.m.
14 MISSOURI*	6:30 p.m.
15 MISSOURI*	6:30 p.m.
16 MISSOURI*	2:30 p.m.

All times Central | Home games in **BOLD**
^Daikin Park | *SEC Game

FOLLOW ALONG

STREAM/TV: SEC Network+ / ESPN
Chris Sylvester & Mike Hardge (Friday & Saturday)
Karl Ravech & Kyle Peterson (Sunday)

RADIO: 103.1 FM / AM-1300 The Zone
Craig Way & Keith Moreland

LIVE STATS: texas.statbroadcast.com

POSTGAME RECAP: texaslonghorns.com

SOCIAL MEDIA UPDATES: @TexasBaseball

GAMES 43-45 | NO. 10 MISSISSIPPI STATE | UFCU DISCH-FALK FIELD | AUSTIN, TEXAS



#10 MISSISSIPPI STATE BULLDOGS

2026 RECORD.....	35-10 (13-8 SEC)
RANKING D1BASEBALL.....	10
HEAD COACH.....	Brian O'Connor (Creighton '93)
CAREER RECORD.....	952-398-2 (23rd season)
RECORD @ MISSISSIPPI STATE.....	35-10 (First season)

LEADING OFF

THE MATCHUP — For the fifth time in the last seven weeks, No. 4 Texas faces a top-20 opponent in Southeastern Conference play. The Longhorns welcome the 10th-ranked Mississippi State Bulldogs to UFCU Disch-Falk Field, as the two sides square off in Austin for the first time since 1983. Texas boasts a 9-7 advantage over Mississippi State in the all-time series. Last season, the Longhorns swept the Bulldogs in their first-ever SEC series. Texas and Mississippi State first met in 1922.

A LOOK AT THE LONGHORNS — As of April 30, the Longhorns sport the No. 3 RPI and No. 11 SOS in the country. Texas has compiled 11 Quad 1 wins. The Longhorns have notched the sixth-best scoring margin in all of Division I Baseball, averaging a +4.1 run differential. On the mound, Texas ranks first in FIP (2.99), fifth in WHIP (1.19) and opponent batting average (.219), and 10th in ERA (3.69). At the plate, the Longhorns' .932 OPS sits 20th nationally.

THE EYES OF TEXAS ARE UPON YOU — Heading into the first weekend in May, Texas is a consensus top-4 team. The Longhorns check in as high as No. 3, according to Baseball America. Texas is also slotted at No. 4 by D1Baseball, Perfect Game, the NCBWA and USA Today. With three weeks remaining in conference play, Texas sits in third, trailing SEC-leader Georgia by 1 1/2 games.

SERIES vs. MISSISSIPPI STATE

ALL-TIME SERIES: Texas leads, 9-7 | **LAST MEETING:** March 16, 2025 — Texas won, 4-1 (F/7)
AUSTIN: Mississippi State leads, 3-2 | **STARKVILLE:** Texas leads, 4-1 | **NEUTRAL SITE:** Tied, 3-3

PROBABLE PITCHERS

FRIDAY — Mississippi State LHP Tomas Valincius (7-1, 2.13 ERA) vs. Texas LHP Dylan Volantis (6-0, 2.06 ERA)
SATURDAY — Mississippi State RHP Duke Stone (4-2, 4.64 ERA) vs. Texas RHP Ruger Riojas (5-2, 3.88 ERA)
SUNDAY — Mississippi State LHP Charlie Foster (0-2, 5.67 ERA) vs. Texas LHP Luke Harrison (4-12, 3.93 ERA)

POTENTIAL STARTING LINEUP

Pos.	No.	Name	GP-GS	AVG	AB	R	H	2B	3B	HR	RBI	BB	SO	OPS	SB-ATT
CF	43	Aiden Robbins	42-42	.357	171	47	61	7	2	18	46	23	41	1.166	10-11
C	8	Carson Tinney	42-41	.338	148	45	50	9	0	16	39	36	46	1.210	5-6
RF	6	Anthony Pack Jr.	42-42	.362	149	41	54	15	0	5	37	30	25	1.043	16-17
SS	24	Adrian Rodriguez	34-34	.263	133	31	35	11	1	1	23	23	16	.760	11-13
2B	5	Ethan Mendoza	42-42	.272	169	40	46	10	1	8	39	25	28	.858	9-9
3B	1	Temo Becerra	42-42	.283	152	36	43	4	1	5	30	29	32	.828	7-7
LF	44	Ashton Larson	37-30	.284	74	13	21	5	0	1	10	25	17	.868	2-2
1B	31	Casey Borba	42-41	.276	152	34	42	8	0	11	39	25	54	.927	3-4
DH	15	Josh Livingston	28-20	.229	70	17	16	4	0	4	18	12	24	.822	2-2
C	7	Andrew Ermis	12-7	.313	16	3	5	0	0	0	5	7	7	.851	0-2
C	14	Presley Courville	9-1	.357	14	1	5	1	0	0	1	0	3	.786	0-0
INF	36	Callum Early	5-0	.000	4	0	0	0	0	0	0	0	2	.200	0-0
OF	0	Jayden Duplantier	38-19	.269	78	20	21	3	0	1	13	15	23	.735	9-10
OF	32	Maddox Monsour	24-7	.219	32	7	7	0	1	0	8	3	15	.567	4-4
OF	9	Jonah Williams	8-7	.304	23	5	7	2	0	0	4	4	5	.805	0-0
RF	42	Dariyan Pendergrass	8-3	.500	6	1	3	0	0	0	3	1	0	1.056	1-2
OF	29	Blake Peterson	3-0	.000	1	0	0	0	0	0	0	0	0	.000	0-0



#4 TEXAS LONGHORNS

2026 RECORD.....	33-9 (13-7 SEC)
RANKING D1BASEBALL.....	4
HEAD COACH.....	Jim Schlossnagle (Elon '92)
CAREER RECORD.....	1,023-478 (25th season)
RECORD @ TEXAS.....	77-23 (Second season)

IT JUST MEANS MORE — Since Jim Schlossnagle's first campaign in the SEC in 2022, he has won more conference series than any other coach in the league. Over that four-plus year run, Schlossnagle's 35 SEC series wins stack up ahead of Dan Van Horn (30), Kevin O'Sullivan (27), Tony Vitello (27) and Jay Johnson (26). With Schlossnagle at the helm last year, Texas became the first team to win the SEC in its first season since the league's inaugural campaign in 1933. The Longhorns — who were picked eighth in the conference's preseason poll — won the league by two games. Texas' 22-8 ledger in SEC action marked its best record in conference play since 2010. The Longhorns were the lone team to win eight series in league action.

OWN THE DISCH — Since UFCU Disch-Falk Field opened in 1975, Texas has gone 1,684-430-3 (.796) at home thanks in large part to Longhorn Nation. Texas has averaged 7,221 fans per game at home, the fifth-highest mark in the country, highlighted by the second-largest regular season crowd with of 8,059 against then-No. 8 Oklahoma on March 28. Across the three-game series vs. the Sooners, the Longhorns welcomed 23,407 fans to UFCU Disch-Falk Field, the third-highest recorded attendance for a three-game set in the ballpark's history.

NUMERICAL ROSTER

#	NAME	POS.	B/T	HT.	WT.	YR.	HOMETOWN / HIGH SCHOOL // PREVIOUS
0	Jayden Duplantier	INF/OF	R/R	6-0	200	Sr.	Humble, Texas / Summer Creek
1	Temo Becerra	INF	R/R	6-0	195	R-Sr.	Clovis, Calif. / Buchanan // Stanford
4	Jason Flores	RHP	R/R	6-1	240	So.	Wylie, Texas / Naaman Forest
5	Ethan Mendoza	INF	R/R	5-10	200	Jr.	Bedford, Texas / Southlake Carroll // Arizona State
6	Anthony Pack Jr.	OF	L/L	5-10	190	Fr.	Lakewood, Calif. / Millikan
7	Andrew Ermis	C	R/R	6-1	210	Jr.	San Antonio, Texas / Reagan // Temple (Tx.)
8	Carson Tinney	C	R/R	6-4	240	Jr.	Castle Pines, Colo. / Valor Christian // Notre Dame
9	Jonah Williams	OF	L/L	6-3	210	So.	Galveston, Texas / Ball
11	Kade Bing	LHP	L/L	6-1	195	Jr.	West, Texas / West // McLennan
12	Haiden Leffew	LHP	R/L	6-1	235	Jr.	Kannapolis, N.C. / South Rowan // Wake Forest
13	Ruger Riojas	RHP	R/R	6-0	195	Sr.	Wimberley, Texas / Wimberley // UTSA
14	Presley Courville	C	R/R	5-11	185	Fr.	Lake Charles, La. / Barbe
15	Josh Livingston	INF	L/R	6-0	215	Gr.	Prosper, Texas / Rock Hill // Crowder (Mo.) // Wichita State
17	Will Hill	OF	R/R	5-10	210	Fr.	Humble, Texas / Summer Creek
19	Jack McKernan	LHP	L/L	5-11	205	Fr.	Missouri City, Texas / Ridge Point
24	Adrian Rodriguez	INF	S/B	6-2	200	So.	Flower Mound, Texas / Flower Mound
27	Cal Higgins	LHP	L/L	6-4	240	Gr.	Kearney, Neb. / Kearney // Iowa Western // Western Kentucky
28	Grady Westphal	RHP	R/R	6-2	200	Fr.	Leawood, Kan. / Blue Valley
29	Blake Peterson	OF	R/R	6-0	210	R-So.	Austin, Texas / Westlake
30	Kaleb Rogers	RHP	R/R	5-11	200	Fr.	San Antonio, Texas / Reagan
31	Casey Borba	INF	R/R	6-1	210	Jr.	Santa Ana, Calif. / Orange Lutheran
32	Maddox Monsour	OF/INF	R/R	5-11	205	Fr.	Carrollton, Ga. / Carrollton
33	Connor McCreery	RHP	R/R	6-6	235	Sr.	Williston Park, N.Y. / Saint Anthony's // South Carolina
34	Michael Winter	RHP	R/R	6-5	240	Fr.	Prairie Village, Kan. / Shawnee Mission East
35	Sam Cozart	RHP	R/R	6-6	260	Fr.	High Point, N.C. / Wesleyan Christian
36	Callum Early	INF	L/R	6-0	190	So.	Midlothian, Va. / James River // Liberty
38	Max Grubbs	RHP	R/R	6-1	220	Sr.	Arlington, Texas / Martin
41	Cody Howard	RHP	R/R	6-1	210	R-Sr.	The Woodlands, Texas / The Woodlands // Baylor
42	Dariyan Pendergrass	OF	L/L	5-10	165	R-Sr.	Hartsville, S.C. / Hartsville // Spartanburg Methodist // College of Charleston
43	Aiden Robbins	OF	R/R	6-2	205	Jr.	Yardley, Pa. / Holy Ghost // Seton Hall
44	Ashton Larson	OF	L/L	6-1	210	Jr.	Overland Park, Kan. / St. Thomas Aquinas // LSU
45	Thomas Burns	RHP	R/R	6-3	240	Jr.	Hortonville, Wis. / Hortonville // Arizona State
46	Ethan Walker	LHP	L/L	6-0	200	R-Jr.	Ashburn, Va. / Broad Run // Walters State
48	Hudson Hamilton	RHP	R/R	6-1	225	Jr.	Spring, Texas / Grand Oaks
53	Luke Harrison	LHP	L/L	6-2	220	Gr.	Friendswood, Texas / Lutheran South Academy
55	Jack Paris	RHP	R/R	6-2	230	Fr.	Houston, Texas / The Kincaid
67	Brody Walls	RHP	R/R	6-0	200	Fr.	McKinney, Texas / McKinney Boyd
80	Cooper Rummel	RHP	R/R	6-2	235	Fr.	Austin, Texas / Dripping Springs
88	Brett Crossland	RHP	R/R	6-5	255	Fr.	Phoenix, Ariz. / Carona Del Sol
95	Jadyn Furgason	RHP	R/R	6-1	195	Fr.	St. Louis, Mo. / St. John Vianney
99	Dylan Volantis	LHP	L/L	6-6	220	So.	Thousand Oaks, Calif. / Westlake

ALPHABETICAL ROSTER

#	Name	Pos.
1	Temo Becerra	INF
11	Kade Bing	LHP
31	Casey Borba	INF
45	Thomas Burns	RHP
35	Sam Cozart	RHP
14	Presley Courville	C
88	Brett Crossland	RHP
0	Jayden Duplantier	INF/OF
36	Callum Early	INF
7	Andrew Ermis	C
4	Jason Flores	RHP
95	Jadyn Furgason	RHP
38	Max Grubbs	RHP
48	Hudson Hamilton	RHP
53	Luke Harrison	LHP
27	Cal Higgins	LHP
41	Cody Howard	RHP
12	Haiden Leffew	LHP
15	Josh Livingston	INF
44	Ashton Larson	OF
19	Jack McKernan	LHP
33	Connor McCreery	RHP
5	Ethan Mendoza	INF
32	Maddox Monsour	OF/INF
6	Anthony Pack Jr.	OF
55	Jack Paris	RHP
42	Dariyan Pendergrass	OF
29	Blake Peterson	OF
13	Ruger Riojas	RHP
43	Aiden Robbins	OF
24	Adrian Rodriguez	INF
30	Kaleb Rogers	RHP
80	Cooper Rummel	RHP
8	Carson Tinney	C
99	Dylan Volantis	LHP
67	Brody Walls	RHP
46	Ethan Walker	LHP
28	Grady Westphal	RHP
9	Jonah Williams	OF
34	Michael Winter	RHP

COACHING STAFF

22	Jim Schlossnagle	Head Coach
39	Nolan Cain	Associate Head Coach
40	Max Weiner	Assistant Coach
2	Troy Tulowitzki	Assistant Coach

SUPPORT STAFF

50	Gehrig Mosiello	Dir. of Player Development
	Chuck Box	Dir. of Program Development
	Drew Bishop	Dir. of Baseball Operations
	Mason McRae	Dir. of Baseball Analytics
	Matt Couch	Athletic Performance
	Sam Garcia	Athletic Trainer
	Sami Fuhrmann	Sports Dietitian
	Chris Quinn	Equipment
	Josh White	Communications

ROSTER BREAKDOWN

Total Players/Newcomers: 41/24 (14 Fr. / 10 Tr.)
 Letterwinners Returning/Lost: 16/18
 Position Starters Returning/Lost: 3/6
 Total Pitchers Returning/Lost: 11/10
 By Class: Gr - 3; Sr - 7; Jr - 11; So - 6; Fr - 14
 By Position: C - 3; INF - 7; OF - 8; LHP - 7; RHP - 16
 By State: TX - 20; CA - 4; KS - 3; NC - 2; VA - 2;
 AZ - 1; CO - 1; GA - 1; LA - 1; MO - 1; NE - 1; NY - 1;
 PA - 1; SC - 1; WI - 1;

COACH BREAKDOWN

First Base Coach: 50 Gehrig Mosiello
 Third Base Coach: 39 Nolan Cain
 Mound Visits: 40 Max Weiner
 Pitching Changes: 22 Jim Schlossnagle

PRONUNCIATION GUIDE

0	Jayden Duplantier	doo-PLAHN-tee-ay
1	Temo Becerra	TEM-oh beh-SARE-uh
2	Troy Tulowitzki	too-low-WIT-ski
7	Andrew Ermis	ERR-miss
8	Carson Tinney	TIN-ee
12	Haiden Leffew	luh-FEW
13	Ruger Riojas	ROO-grr ree-OH-hahss
14	Presley Courville	PRESS-lee CORE-vill
19	Jack McKernan	muh-KER-nin
22	Jim Schlossnagle	SHLOSS-nay-gull
32	Maddox Monsour	MAHN-soar
33	Connor McCreery	muh-CREER-ee
36	Callum Early	CAL-um
40	Max Weiner	WEE-ner
42	Dariyan Pendergrass	DARE-ee-en
50	Gehrig Mosiello	GARE-ig moe-zee-ELL-oh
99	Dylan Volantis	vuh-LAN-tiss



T HEAD COACH JIM SCHLOSSNAGLE 22

FULL NAME **James Mark Schlossnagle** DATE OF BIRTH **August 12, 1970** HOMETOWN **Hagerstown, Md.**

HIGH SCHOOL **Smithsburg High School**
ALMA MATER **Elon University, 1992 (B.A. Physical Education)**
New Orleans, 1995 (M.S. Human Performance/Health Promotion)

DATE ANNOUNCED AS HEAD COACH **June 25, 2024** **@CoachSchloss**

Hall of Famer Jim Schlossnagle enters his second season at the helm of the Texas baseball program in 2026.

Across his 25-year head coaching career at UNLV (2002-03), TCU (2004-21), Texas A&M (2022-24) and Texas (2025-present), Schlossnagle has totaled 1,023 wins, the sixth-most Division I victories among active skippers.

The two-time National Coach of the Year and nine-time conference honoree has led his team to the College World Series seven times in the last 15 seasons, including a co-nation's best six trips to Omaha in the last 11 campaigns.

Schlossnagle has guided his club to a top-four finish at the CWS on five occasions, highlighted by earning Texas A&M's first-ever spot in the championship series in 2024. Meanwhile at TCU, five of the Horned Frogs' six Omaha appearances came under Schlossnagle, vaulting the program further than it had ever advanced.

He is only the fourth coach to win multiple CWS games at different programs, joining Longhorn legend Augie Garrido, Larry Cochell and Andy Lopez.

Schlossnagle's squads have played in nine NCAA Super Regionals and 20 NCAA Regionals. The veteran skipper has won 10 conference tournament titles and 12 conference regular season championships.

Under his tutelage, Schlossnagle has developed 37 All-Americans, 121 MLB Draft picks and 161 All-Conference selections.

The Schlossnagle coaching tree has also been extremely fruitful. Eleven NCAA Division I baseball coaches have sharpened their craft under his mentorship — Buddy Gouldsmith (UNLV), Todd Whitting (Houston), Randy Mazey (West Virginia), Tony Vitello (Tennessee), Derek Matlock (UTRGV), Ryan Sholtzberger (Incarnate Word), Steven Trout (Texas State), Kirk Saarloos (TCU), Bill Mosiello (Ohio State), Michael Earley (Texas A&M) and Josh Elander (Tennessee).

A leader in his sport, Schlossnagle was inducted into the American Baseball Coaches Association (ABCA) Hall of Fame in 2025.

Two years prior, he served as president of the organization following a four-year run as vice president. Schlossnagle was the ABCA's Division I chairman in 2018 and has been integral in shaping the association's legislative efforts during his time on the board since 2017. He has been an ABCA member for more than three decades and has consistently been involved in advancing the profession.

Historic Start on The Forty

Schlossnagle was tabbed the 14th head coach in the program's 124-year history on June 25, 2024. He became just the sixth Longhorn skipper since 1911, excluding when assistant football coach Blair Cherry guided the team from 1943-45 amidst World War II.

His impact was quickly felt, as the Longhorns mounted their best record in 15 years, posting a 44-14 mark. Texas became the first club to win the Southeastern Conference in its first season since the league's inaugural campaign in 1933.

The Longhorns, who were picked eighth in the conference's preseason poll, won the league by two games. Texas' 22-8 ledger in SEC action marked its best record in conference play since 2010.

Behind one of the country's best pitching staffs and a prolific offense, the Longhorns were named the No. 2 national seed and hosted the NCAA Austin Regional.

PLAYING CAREER

1986-89 Elon

COACHING CAREER

1990-92 Elon Assistant Coach

1993 Clemson Assistant Coach

1994-2001 Tulane Associate Head Coach

2002-03 UNLV Head Coach

2004-21 TCU Head Coach

2022-24 Texas A&M Head Coach

2025-present Texas Head Coach

YEAR-BY-YEAR COACHING RECORD

Yr.	School	Record	Pct.	Conf.	Pct.	Postseason
2002	UNLV	30-30	.500	13-17 (5 th)	.433	-
2003	UNLV	47-17	.734	24-6 (1 st)	.800	Regional
2004	TCU	39-26	.600	19-11 (T4 th)	.633	Regional
2005	TCU	41-20	.672	20-10 (T2 nd)	.667	Regional
2006	TCU	39-23	.629	17-5 (1 st)	.772	Regional
2007	TCU	48-14	.774	20-3 (1 st)	.870	Regional
2008	TCU	44-19	.698	19-5 (1 st)	.792	Regional
2009	TCU	40-18	.690	15-5 (1 st)	.750	Super Regional
2010	TCU	54-14	.794	19-5 (1 st)	.792	World Series
2011	TCU	43-19	.694	20-3 (1 st)	.870	Regional
2012	TCU	40-22	.645	18-6 (T1 st)	.750	Super Regional
2013	TCU	29-28	.509	12-12 (T6 th)	.500	-
2014	TCU	48-18	.727	17-7 (2 nd)	.708	World Series
2015	TCU	51-15	.773	18-5 (1 st)	.783	World Series
2016	TCU	49-18	.731	15-9 (3 rd)	.625	World Series
2017	TCU	50-18	.735	16-8 (T1 st)	.666	World Series
2018	TCU	33-23	.589	10-13 (6 th)	.435	-
2019	TCU	34-28	.548	11-13 (T6 th)	.458	Regional
2020	TCU	11-4	.733	-	-	Canceled
2021	TCU	41-19	.683	17-7 (1 st)	.708	Regional
2022	Texas A&M	44-20	.688	19-11 (1 st)	.633	World Series
2023	Texas A&M	38-27	.585	14-16 (5 th)	.466	Regional
2024	Texas A&M	53-15	.779	19-11 (2 nd)	.633	World Series
2025	Texas	44-14	.759	22-8 (1 st)	.733	Regional
2026	Texas	33-9	.786	13-7	.650	
Total	25 seasons	1,023-478	.682	405-202	.667	

On the mound, Texas produced the second-best WHIP (1.18) and the sixth-best ERA (3.71) in all of Division I baseball.

Offensively, the Longhorns launched 85 home runs, the fourth-most in a season in school history. With Schlossnagle's patented approach at the plate, Texas worked lengthy at-bats, pacing the country in pitches per plate appearance (4.08).

Record-Breaking Run in Aggieland

Before his arrival on The Forty Acres, Schlossnagle put together a historic three-year run as the head coach at Texas A&M. While in College Station, the Aggies went 135-62 (.685) and reached the CWS twice. Schlossnagle's six wins in his two trips to Omaha with Texas A&M tripled the program's all-time total of two CWS victories.

In his final campaign in Aggieland, Texas A&M won 53 games, which tied for the second-most in school history. Schlossnagle took the Aggies to their best-ever NCAA runner-up finish, outscoring their opponents, 14-3, over the first three games in Omaha to earn their spot in the championship series. Texas A&M fell just short, dropping a tightly-contested series to No. 1 seed Tennessee, 2-1, including a 6-5 result in the final contest.

Schlossnagle's 2024 club boasted a lights out pitching staff and big-time power bats. Texas A&M notched the fourth-best ERA (3.86) nationally, a country-leading 12 shutouts and a program-record 715 strikeouts. At the plate, the lineup smacked 136 home runs, the fourth-most in all of Division I baseball. Texas A&M had an all-time school-best five players garner All-America accolades — catcher Jackson Appel, outfielders Braden Montgomery and Jace LaViolette and pitchers Ryan Prager and Evan Aschenbeck.

In 2023, Schlossnagle's Aggies followed a trip to the CWS in his first season by pushing to the title games of both the SEC Tournament and the Stanford Regional, tallying a 38-27 mark.

His success was immediate at Texas A&M, as the Aggies logged a 44-20 record and clinched a berth to the CWS in his first year at the helm in 2022.

Under Schlossnagle's direction, Texas A&M reached the final four in Omaha, winning games at the CWS for the first time in 20 seasons.

The Aggies also won the SEC Western Division crown with a 19-11 ledger.

Building a Dynasty

Prior to his move to College Station, Schlossnagle built one of college baseball's elite powers during his 18 years at TCU. He is the Horned Frogs' all-time winningest coach with a 734-346 (.680) mark.

Schlossnagle guided TCU to Omaha five times, debuting in 2010 and adding four consecutive CWS trips from 2014-17. The Horned Frogs were one of three programs to qualify for Omaha five times in a 10-year stretch (2010-19), remaining as one of the last four teams standing in 2010, 2016 and 2017.

After only making two NCAA Tournament appearances before hiring Schlossnagle, the skipper led TCU to 15 postseasons, including nine consecutive berths from 2004-12. Across that stretch, the Horned Frogs won seven NCAA Regional titles.

Schlossnagle navigated TCU in three different conferences, claiming 19 total conference championships — 10 in the regular season and nine in tournament — between the Big 12, Mountain West and Conference USA.

The Horned Frogs won tournament crowns in their last two seasons in Conference USA before proceeding to win both the regular season and postseason championships in each of their first three years in the Mountain West. TCU left the Mountain West after the 2012 season with 11 league titles — seven in the regular season and four in the tournament.

Schlossnagle wasted little time in the move to the Big 12, winning the postseason tourney and advancing to the CWS in his second campaign. He topped his time in Fort Worth by sweeping the Big 12 regular season and tournament crowns in his final year in 2021.

Overall, the Horned Frogs won six Big 12 Championships with Schlossnagle at the helm.

TCU student-athletes enjoyed MLB success during his 21 years there, including a school-record nine players drafted in 2019, highlighted by Nick Lodolo picked

by the Cincinnati Reds with the No. 7 overall pick, the highest in school history. Twenty Horned Frogs mentored by Schlossnagle have appeared in the big leagues since 2008, including 2015 NL CY Young Award winner Jake Arrieta and three-time MLB All-Star Matt Carpenter.

While at TCU, Schlossnagle worked alongside current Texas Vice President and Lois and Richard Folger Athletics Director Chris Del Conte for eight seasons (2010-17). During their time teaming up together there, TCU reached the CWS five times and won four Big 12 Championships.

First Head Coaching Gig

Schlossnagle's ability to turn programs' fortunes around — and in quick fashion — was evident from his first head coaching job at UNLV.

In his first season, he guided the Rebels to the semifinals of the conference tournament before leading a high-scoring UNLV squad to a 47-17 record, MWC regular season and tournament championships, and an NCAA Tournament appearance.

Prior to his arrival, the Rebels had six losing campaigns in nine seasons, never won an MWC title and had not been to the postseason in six years.

The Path to Becoming a Head Coach

Before life as a head coach, Schlossnagle spent eight years as an associate head coach and recruiting coordinator at Tulane.

He was an integral part of the Green Wave's success, helping Tulane earn six NCAA Regional berths during his tenure. He served as the Green Wave's recruiting coordinator for his last five years and garnered three nationally-ranked recruiting classes, which helped produce two 48-wins seasons and a No. 1 NCAA Regional seed.

In 1993, he was the pitching coach at Clemson. The Tigers finished that campaign with a 45-20 mark, an Atlantic Coast Conference Championship and a third-place finish in the NCAA Midwest Regional.

His coaching career began with three seasons as an assistant at Elon, where he helped lead his alma mater to a 99-41 (.707) ledger, picking up a pair of South Atlantic Conference crowns, one District 26 title and one regional appearance.

The Hagerstown, Maryland native was a pitcher on the 1989 Phoenix squad that finished 39-7 and appeared in the NAIA World Series.

Schlossnagle graduated magna cum laude from Elon with a bachelor's degree in physical education in 1992 and earned a master's degree in human performance and health promotion from the University of New Orleans in 1995.

He has a son, Jackson Lambert, and a daughter, Kathleen Grace.



QUICK FACTS

UNIVERSITY & ATHLETICS

SCHOOL.....	The University of Texas
CITY, STATE.....	Austin, TX
FOUNDED.....	1883
ENROLLMENT.....	55,000
NICKNAME.....	Longhorns
SCHOOL COLORS.....	Burnt Orange(Pantone 7585) & White
HOME FIELD (CAPACITY).....	UFCU Disch-Falk Field (7,373)
SURFACE.....	FieldTurf
DIMENSIONS.....	LF-340', CF-400', RF-325', LCF-370', RCF-365'
AFFILIATION.....	NCAA Division I
CONFERENCE.....	SEC
PRESIDENT.....	Jim Davis
VICE PRESIDENT & ATHLETICS DIRECTOR.....	Chris Del Conte

BASEBALL HISTORY

FIRST YEAR OF BASEBALL.....	1895
All-Time Collegiate Record.....	3,680-1317-28 (.735)
All-Time Overall Record.....	3,851-1,465-32 (.723)
All-Time Conference Record.....	1,497-599-12 (.713)
NATIONAL CHAMPIONSHIPS.....	6
COLLEGE WORLD SERIES APPEARANCES/LAST.....	38/2022
SUPER REGIONAL APPEARANCES/LAST.....	13/2023
NCAA REGIONAL APPEARANCES/LAST.....	62/2025
TOTAL NCAA TOURNAMENT APPEARANCES.....	64

COACHES & SUPPORT STAFF

HEAD COACH.....	Jim Schlossnagle
ALMA MATER, YEAR.....	Elon '92
RECORD AT TEXAS/YEARS.....	77-23 (.770)/Second Season
CAREER RECORD/YEARS.....	1,023-478 (.682)/25th season
ASSOCIATE HEAD COACH.....	Nolan Cain
ALMA MATER, YEAR.....	LSU '09
ASSISTANT COACH.....	Max Weiner
ALMA MATER, YEAR.....	FIU '17
ASSISTANT COACH.....	Troy Tulowitzki
ALMA MATER, YEAR.....	Long Beach State '06
DIR. OF PLAYER DEVELOPMENT.....	Gehrig Mosiello
DIR. OF PROGRAM DEVELOPMENT.....	Chuck Box
DIR. OF BASEBALL OPERATIONS.....	Drew Bishop
DIR. OF BASEBALL ANALYTICS.....	Mason McRae
ATHLETIC PERFORMANCE.....	Matt Couch
ATHLETIC TRAINER.....	Sam Garcia
SPORTS DIETITIAN.....	Sami Fuhrmann
EQUIPMENT OPERATIONS.....	Chris Quinn
COMMUNICATIONS.....	Josh White

2026 SEC STANDINGS

	SEC	PCT.	OVERALL	PCT.
Georgia	15-6	.714	35-11	.761
Texas A&M	14-6	.700	34-8	.810
TEXAS	13-7	.650	33-9	.786
Mississippi State	13-8	.619	35-10	.778
Auburn	12-9	.571	30-13	.698
Florida	11-10	.524	29-16	.644
Ole Miss	11-10	.524	31-15	.674
Arkansas	11-10	.524	30-16	.652
Oklahoma	11-10	.524	29-14	.674
Alabama	10-11	.476	29-16	.644
Vanderbilt	10-11	.476	26-20	.565
Tennessee	10-11	.476	30-15	.667
Kentucky	9-12	.429	27-15	.643
South Carolina	7-14	.333	22-24	.478
LSU	6-15	.286	25-21	.543
Missouri	4-17	.190	21-23	.477

2026 SEC PRESEASON POLL

1. LSU (9) — 231
2. Texas (1) — 214
3. Mississippi State (4) — 205
4. Arkansas (2) — 203
5. Auburn — 175
6. Tennessee — 162
7. Florida — 156
8. Vanderbilt — 151
9. Georgia — 133
10. Ole Miss — 110
11. Kentucky — 99
12. Alabama — 87
13. Texas A&M — 86
14. Oklahoma — 84
15. South Carolina — 49
16. Missouri — 31

LONGHORNS NOTES

ROCKIN' ROBBINS — After being lightly recruited out of high school, Aiden Robbins has emerged as one of the top college draft prospects in the country. Across his first 42 games in burnt orange, Robbins paces the Longhorns in nine offensive categories, highlighted by his 18 homers and 46 RBI. Among all SEC hitters, the 6-foot-2, 205-pound outfielder is tied for third in total bases (126), fourth in home runs and slugging (.737), seventh in average (.357), tied for seventh in triples (2), eighth in hits (61) and OPS (1.166), and ninth in RBI. In conference play, Robbins has left the yard a league-best 10 times. Heading into the weekend, he is tied for the eighth-most home runs by a Longhorn in a season, matching Scott Bryant (1998), Max Belyeu (2024) and Jalin Flores (2024). In only his 134th at-bat at Texas, he rocketed his 13th blast, surpassing his two-year total at Seton Hall (12). On Feb. 21 vs. Michigan State, Robbins rewrote the record books, becoming the first Longhorn to hit for the cycle since C.J. Hinojosa in 2025. Last year as a sophomore at Seton Hall, the Yardley, Pa., native tallied the fifth-highest on-base percentage (.537) and the sixth-best average (.422) nationally. An ABCA/Rawlings East All-Region Second Team pick, Robbins paced the Pirates in average, runs (63), hits (86), doubles (19), total bases (133), walks (44), on-base percentage, slugging (.652), stolen bases (20) and multi-hit games (26).

HE'S A CATCH — Widely regarded as one of the most prolific power hitters in college baseball, Carson Tinney arrived on The Forty Acres following two standout seasons at Notre Dame. As of April 30, the 6-foot-4, 240-pound backstop is fourth in slugging (.723) and OPS (1.210), fifth in walks (36) and on-base percentage (.487), and tied for sixth in homers (16) in the SEC. Tinney homered nine times in April, capped off by a walk-off two-run blast against Sam Houston on Tuesday. The junior has smacked three "monster" shots over the 32-foot batter's eye in center field at UFCU Disch-Falk Field, trailing only Ivan Melendez's six since the ballpark opened in 1975. Tinney has reached safely in all but two games. Last season, he paced all Power Four players in WRC+ (179) and wOBA (.535), while also tallying the third-highest OPS (1.251). A Buster Posey Award finalist, Tinney led the Irish in 10 offensive categories, mounting a .348 average, 17 home runs and 53 RBI. The third-ranked catcher in D1 Baseball's preseason player rankings was tabbed a consensus All-American in 2025.

PACK ATTACK — Anthony Pack Jr. has burst onto the college baseball scene in his debut campaign. Pack Jr. has reached safely in 40 of his first 42 games to open his career. The freshman has notched a team-best .362 average with five home runs, 37 RBI, a 1.043 OPS and a team-leading 16 stolen bases. In SEC action, Pack Jr. paces the league in average (.419), while tying for first in doubles (9). He is also second in OBP (.522), tied for third in hits (31), tied for fifth in stolen bases (8) and sixth in OPS (1.143). Pack Jr. is riding a 16-game hitting streak, posting a .475 average and a 1.189 OPS over that stretch. On April 6, the Lakewood, Calif., native was tabbed the SEC Co-Freshman of the Week following a series win at South Carolina. Against the Gamecocks, Pack Jr. reached in 10 of his 13 plate appearances, tallying three consecutive multi-hit performances. He became just the third Texas true freshman to mount eight hits in a three-game series since 2019, joining Eric Kennedy (2019) and Jared Thomas (2023). As a senior at Millikan, Pack Jr. was selected as a Perfect Game All-American and collected ABCA/Rawlings High School Gold Glove honors. He batted over .320 in all three interscholastic seasons, including a career-best .393 clip as a junior.

ALL-DAY AROD — Adrian Rodriguez picked up right where he left off from his breakout freshman campaign. Rodriguez has reached safely in 53 of his past 59 contests, dating back to last year. Despite battling a hand injury, the 6-foot-2, 200-pound switch hitter has registered a .292/.396/.460 line in 83 career games. To begin his sophomore season, Rodriguez — who was sidelined eight contests from a minor hand proce-

— is hitting .263 with one homer and 23 RBI as the starting shortstop. The 2025 First Team Freshman All-American slashed .313/.410/.516 with seven homers and 23 RBI, finishing second on the club in batting. He also stole a co-team-best 15 bases.

HITTERS HIT — Ethan Mendoza has been a force to be reckoned with in the Longhorns' lineup since returning home to the Lone Star State ahead of the 2025 season. During his time at Texas, Mendoza is slashing .307/.409/.480 with 93 runs scored, 121 hits, 13 homers and 74 RBI. He opened his junior campaign on a 15-game on-base streak, totaling a .356 average and a 1.045 OPS. After adding 15 pounds during the offseason, Mendoza homered eight times in his first 132 at-bats, setting a new career-high. An NCAA Div. 1 Central All-Region Second Team selection, Mendoza produced a team-best .333 average with five homers and 35 RBI. The second baseman paced Texas in average, hits (75), triples (4) and multi-hit games (25), while tying for the club lead in stolen bases (15). He was one of four Longhorns to land on the SEC All-Defensive Team. A lifelong Texas fan, Mendoza spent his freshman season at Arizona State, where he batted .315.

TEMO TIME — A two-year starter at Stanford, Temo Becerra has been an integral part to Texas' 33-9 start. Heading into the weekend, Becerra is batting .283 with an .828 OPS. After hitting three home runs in 430 at-bats across his first three seasons, he launched five blasts in his first 57 at-bats at Texas. Following the BRUCE BOLT College Classic, Becerra was named the event's Most Outstanding Player. At Daikin Park, he finished 4-for-8 with three home runs, seven runs scored, six RBI, 14 total bases and a 2.365 OPS. The Clovis, Calif., native was tabbed the SEC Co-Player of the Week and earned a spot on Baseball America's Team of the Week. While on The Farm, Becerra hit .314 across 134 games. He was a part of two Pac-12 Championships and two College World Series at Stanford.

MR. BOOMBASTIC — With his signature walk-up song blasting over the speakers at UFCU Disch-Falk Field, Casey Borba has blossomed into a major power threat. The 6-foot-1, 210-pound slugger sits fourth on the club in slugging (.546). He left the yard nine times in the month of March, highlighted by his second career multi-homer effort against Texas State. At Bobcat Ballpark, Borba socked a 477-foot shot, the longest blast by a Texas player this season. He was one of four Longhorns to smack double-digit homers in 2025. His 12 dingers tripled his rookie home run total. In his career, Borba has recorded a .273/.391/.545 slash line with 27 homers and 103 RBI.

VOLANTIS THE PRAYING MANTIS — Dylan Volantis has become a household name in the sport. As of April 30, Volantis leads all active Division I hurlers (min. 75 inn.) in career ERA, notching a 2.01 mark. Across 33 outings, including 10 starts, Volantis has registered an 10-1 ledger and 12 saves. As a full-time starter in 2026, the sophomore has mounted a 6-0 record and a 2.06 ERA, yielding 13 earned runs in 56 2/3 innings. Among all SEC pitchers, Volantis is third in ERA and seventh in WHIP (1.02). He matched his career-high with seven innings in each of his first two starts, while setting a new career-best 12 strikeouts against Alabama on April 17. Last season, Volantis garnered Baseball America National Freshman of the Year distinction. He became the fourth player to earn the prestigious honor in program history, joining Greg Swindell (1984), Kirk Dressendorfer (1988) and Brooks Kieschnick (1991). A consensus All-American, Volantis led all rookies in WHIP (0.88) and saves (12), while finishing second in ERA (1.94) and B/AVG (.185). He compiled 74 strikeouts and only 12 walks over 51 innings. Volantis tied for 10th in saves nationally, while his 11 saves in conference action are the most by an SEC freshman ever.

HONORS & RANKINGS

WATCH LISTS

SAM COZART	Freshman of the Year
RUGER RIOJAS	Stopper of the Year
AIDEN ROBBINS	Golden Spikes
DYLAN VOLANTIS	Pitcher of the Year
THOMAS BURNS	Golden Spikes
BRETT CROSSLAND	Player of the Year
MAX GRUBBS	Golden Spikes
CAL HIGGINS	Pitcher of the Year
CARSON TINNEY	Stopper of the Year
MICHAEL WINTER	Freshman of the Year

PRESEASON ALL-AMERICANS

CARSON TINNEY	First Team, NCBWA
DYLAN VOLANTIS	Second Team, Perfect Game
DYLAN VOLANTIS	Third Team, Baseball America
DYLAN VOLANTIS	Third Team, D1Baseball
DYLAN VOLANTIS	First Team, NCBWA
AIDEN ROBBINS	First Team, Perfect Game
AIDEN ROBBINS	Second Team, D1Baseball
AIDEN ROBBINS	Second Team, Perfect Game
AIDEN ROBBINS	Third Team, NCBWA
CAL HIGGINS	Third Team, D1Baseball
THOMAS BURNS	First Team, NCBWA
THOMAS BURNS	Third Team, Baseball America
JOSH LIVINGSTON	Fourth Team, NCBWA

PRESEASON ALL-SEC

DYLAN VOLANTIS	First Team
CARSON TINNEY	Second Team
ETHAN MENDOZA	Second Team
THOMAS BURNS	Second Team
MAX GRUBBS	Second Team

D1BASEBALL POSITION RANKINGS

RUGER RIOJAS	No. 4 Starting Pitcher
AIDEN ROBBINS	No. 7 Outfielder
CARSON TINNEY	No. 11 Catcher
CASEY BORBA	No. 12 First Baseman
ETHAN MENDOZA	No. 12 Second Baseman
ADRIAN RODRIGUEZ	No. 16 Shortstop
DYLAN VOLANTIS	No. 16 Starting Pitcher
TEMO BECERRA	No. 22 Third Baseman
LUKE HARRISON	No. 28 Starting Pitcher
SAM COZART	No. 36 Relief Pitcher
BRETT CROSSLAND	No. 37 Relief Pitcher

PERFECT GAME CLASS RANKINGS

FRESHMEN	Michael Winter, No. 35
	Anthony Pack Jr., No. 44
	Sam Cozart, No. 53
	Brett Crossland, No. 89
SOPHOMORES	Adrian Rodriguez, No. 6
	Dylan Volantis, No. 8
	Jason Flores, No. 53
JUNIORS	Aiden Robbins, No. 16
	Carson Tinney, No. 20

D1BASEBALL TOP SEC PROSPECTS

2026 DRAFT	Carson Tinney, No. 18
	Aiden Robbins, No. 30
	Ethan Mendoza, No. 33
	Thomas Burns, No. 38
	Haiden Leffew, No. 43
	Luke Harrison, No. 81
	Ruger Riojas, No. 89
2027 DRAFT	Adrian Rodriguez, No. 3
	Dylan Volantis, No. 6
	Jason Flores, No. 8
	Jonah Williams, No. 11
	Brett Crossland, No. 35
IMPACT FRESHMEN	Michael Winter, No. 7
	Brett Crossland, No. 10
	Sam Cozart, No. 19
	Jack McKernan, No. 21
	Anthony Pack Jr., No. 25
	Brody Walls, No. 27
	Grady Westphal, No. 31

LONGHORNS NOTES

MUSTACHE YOU A QUESTION — Heading into May, Ruger Riojas has cemented himself as one of the top starting pitchers in the SEC. The right-hander has notched a 5-2 mark with a 3.88 ERA over 55 2/3 innings. Riojas' 89 strikeouts are the second-most in the SEC and tied for the 10th-most nationally. The senior has also posted 7.4 strikeout-to-walk ratio, which sits second in the league. Among all active Division I players, Riojas ranks first in career wins (29) and third in career strikeouts (283). The 6-foot-1, 195-pound hurler has compiled a 4.24 ERA in 240 innings. Riojas has pitched in 75 contests, drawing 23 starts.

LONGHORN FOR LIFE — Luke Harrison has become a stalwart for the Longhorns in the rotation over the past two campaigns. In Harrison's 26 starts since the beginning of 2025, Texas has gone 21-5. The graduate student has tallied a 4-2 mark and a 3.93 ERA in 55 frames this year. Last season, Harrison totaled a 5-1 ledger and a 3.06 ERA across a team-best 15 starts. Among returning pitchers in the SEC, he mounted the best ERA (min. 1.0 IP/G). Harrison made just two starts in his first three years at Texas, missing the 2023 campaign due to injury. Over 71 career outings, including 28 starts, the 6-foot-2, 220-pound southpaw has amassed a 10-3 record and 3.72 ERA in 171 1/3 innings.

SAM THE (FRESH)MAN — A 19-year-old freshman, Sam Cozart has pitched like a 19-year Major League veteran in his debut campaign. In SEC play, Cozart ranks first in ERA (1.31) and WHIP (0.86), while also tying for the lead in saves (5). The 6-foot-6, 260-pound righty is the lone freshman in the SEC to earn a pair of conference weekly honors. An NCBWA Stopper of the Year midseason watch list selection, Cozart has logged a 6-0 record with a 1.83 ERA, 0.64 WHIP and six saves over 14 appearances. He has mounted 57 strikeouts across 39 1/3 innings pitched, while holding opponents to a .119 average.

SHUT THE DORE — In its first visit to Nashville since 1907, Texas registered its co-league best sixth SEC series victory of the season. In the opener, the Longhorns raced out to a double-digit lead, cruising to an 11-4 win. Texas launched four home runs, highlighted by Aiden Robbins' third multi-homer effort in a seven-game span. On the mound, Dylan Volantis struck out 11 over six innings of one-run baseball. After the Commodores evened the three-game set on Saturday, the Longhorns took the rubber game, delivering a 4-3 extra-inning win. Sam Cozart recorded the final nine outs, stranding the tying tally 90 feet away and the potential winning run on second.

THE LAST TIME A LONGHORN

Led Off Game with HR	Ethan Mendoza	March 6, 2026	vs. USC Upstate
Had Six Hits in a Game	Ruben Ortega	March 30, 1946	at McMurray College
Had Five Hits in a Game	Rylan Galvan	March 29, 2024	at Kansas State
Had Two Hits in One Inning	Max Belyeu	March 2, 2025	vs. Illinois
Hit Three Home Runs in a Game	Max Belyeu	March 24, 2024	vs. Baylor
Hit Two Home Runs in a Game	Carson Tinney	April 28, 2026	vs. Sam Houston
Hit Pinch Hit HR	Jack O'Dowd	May 5, 2024	vs. Oklahoma State
Hit Walk-off HR (non Run-Rule)	Carson Tinney	April 28, 2026	vs. Sam Houston
Hit Inside the Park Home Run	Zach Zubia	Feb. 26, 2021	vs. BYU
Hit Grand Slam	Josh Livingston	March 8, 2026	vs. USC Upstate
Hit for the Cycle	Aiden Robbins	Feb. 21, 2026	vs. Michigan State
Scored Five Runs in a Game	Jalin Flores	March 29, 2024	at Kansas State
Stole Four Bases in a Game	Mike Antico	June 6, 2021	vs. Fairfield
Stole Five Bases in a Game	MacGregor Byers	Feb. 13, 1996	vs. St Mary's (Texas)
Recorded Six RBI in a Game	Casey Borba	March 26, 2026	vs. Oklahoma
Recorded Eight RBI in a Game	Kimble Schuessler	April 19, 2025	vs. Auburn
Recorded 10 RBI in a Game	Ron Gardenhire	March 5, 1978	vs. Arkansas
Threw Complete Game Shutout	Ruger Riojas	March 26, 2026	vs. Oklahoma
Threw No-Hitter (non-Perfect Game)	Brandon Workman	March 1, 2009	vs. Penn State
Threw Combined No-Hitter	Dillion Peters/Morgan Cooper	May 16, 2014	vs. Kansas State
Threw Perfect Game	James Street	April 3, 1970	vs. Texas Tech
Struck Out 10 Batters	Luke Harrison	April 19, 2026	vs. Alabama
Struck Out 11 Batters	Dylan Volantis	April 24, 2026	at Vanderbilt
Struck Out 12 Batters	Dylan Volantis	April 17, 2026	vs. Alabama
Struck Out 13 Batters	Pete Hansen	June 6, 2021	vs. Fairfield
Struck Out 14 Batters	Ty Madden	March 5, 2021	at Houston
Struck Out 15 Batters	Taylor Jungman	March 15, 2010	vs. Iowa
Struck Out 19 Batters	Eric Stone	March 18, 1988	vs. Southwestern Louisiana

THE LAST TIME THE LONGHORNS

Won on Walk-off (non Run-Rule)	April 28, 2026	vs. Sam Houston (15-14)
Lost on Walk-off (non Run-Rule)	March 20, 2026	at Auburn (4-3)
Won 20 Consecutive Games	2010	21 Games
Won 30 Consecutive Games	1982	33 Games
Scored 20 Runs (or more) in a Game	March 24, 2024	vs. Kansas State (21)
Allowed 20 Runs (or more) in a Game	April 11, 2008	at Missouri (31)
Had 20 Hits (or more) in a Game	March 29, 2024	vs. Kansas State (22)
Had 25 Hits (or more) in a Game	March 10, 1998	vs. Southern Illinois (25)
Allowed 20 Hits (or more) in a Game	April 11, 2008	at Missouri (26)
Hit Five (or more) HR in a Game	March 6, 2026	vs. USC Upstate (5)
Tossed Shutout in a Game	March 26, 2026	vs. Oklahoma (14-0)
Was Shutout in a Game	April 25, 2026	at Vanderbilt (6-0)
Turned Four Double Plays in a Game	May 2, 2017	vs. UT Arlington (4)
Turned Five Double Plays in a Game	May 19, 2012	vs. Baylor (5)
Turned Triple Play in a Game	May 7, 1987	vs. Washington State (1)
Won 50 Games in a Season	2021	50-17
Hit 60 Home Runs in a Season	2026	70
Scored 600 Runs in a Season	1989	610
Had 700 Hits in a Season	2022	753
Had 35 Triples in a Season	2003	37
Had 150 Doubles in a Season	2002	157
Had Team Average of .315 or Better	2007	.316
Stole 100 Bases in a Season	2005	103

HOME RUN TRACKER

DATE	OPPONENT	PLAYER	RUNS	INN.
2/13	UC Davis	Robbins	2R	B3
2/13	UC Davis	Mendoza	3R	B7
2/14	UC Davis	Mendoza	2R	B5
2/17	Lamar	Tinney	Solo	B2
2/17	Lamar	Tinney	Solo	B6
2/20	Michigan State	Mendoza	2R	B4
2/20	Michigan State	Borba	2R	B5
2/20	Michigan State	Pack Jr.	Solo	B6
2/21	Michigan State	Robbins	Solo	B8
2/24	UTRGV	Robbins	Solo	B1
2/24	UTRGV	Tinney	2R	B4
2/27	Coastal Carolina	Robbins	2R	B3
2/27	Coastal Carolina	Becerra	Solo	B4
2/27	Coastal Carolina	Becerra	2R	B8
2/27	Coastal Carolina	Larson	Solo	B8
3/1	Ohio State	Becerra	Solo	T3
3/3	Houston Christian	Tinney	3R	B5
3/6	USC Upstate	Mendoza	Solo	B1
3/6	USC Upstate	Borba	Solo	B2
3/6	USC Upstate	Becerra	2R	B3
3/6	USC Upstate	Robbins	2R	B5
3/6	USC Upstate	Pack Jr.	GS	B8
3/7	USC Upstate	Robbins	2R	B5
3/8	USC Upstate	Borba	3R	B4
3/8	USC Upstate	Livingston	GS	B6
3/8	USC Upstate	Livingston	2R	B8
3/10	Texas State	Borba	3R	T3
3/10	Texas State	Pack Jr.	2R	T4
3/10	Texas State	Borba	Solo	T7
3/10	Texas State	Becerra	3R	T9
3/13	Ole Miss	Mendoza	3R	B3
3/13	Ole Miss	Borba	Solo	B4
3/13	Ole Miss	Pack Jr.	3R	B8
3/15	Ole Miss	Tinney	2R	B1
3/15	Ole Miss	Borba	2R	B4
3/17	Tarleton State	Tinney	Solo	B1
3/20	Auburn	Robbins	Solo	T4
3/20	Auburn	Robbins	Solo	T9
3/21	Auburn	Robbins	Solo	T3
3/21	Auburn	Duplantier	3R	T3
3/22	Auburn	Borba	2R	T2
3/31	Texas State	Robbins	2R	B1
3/31	Texas State	Borba	Solo	B6
3/31	Texas State	Mendoza	Solo	B8
4/2	South Carolina	Robbins	Solo	T3
4/3	South Carolina	Tinney	Solo	T1
4/3	South Carolina	Mendoza	Solo	T9
4/3	South Carolina	Tinney	Solo	T9
4/4	South Carolina	Tinney	Solo	T9
4/7	Incarinate Word	Tinney	Solo	B4
4/7	Incarinate Word	Mendoza	Solo	B6
4/10	Texas A&M	Robbins	2R	T5
4/10	Texas A&M	Tinney	2R	T6
4/10	Texas A&M	Robbins	Solo	T9
4/10	Texas A&M	Pack Jr.	Solo	T9
4/11	Texas A&M	Robbins	Solo	T3
4/11	Texas A&M	Livingston	Solo	T5
4/11	Texas A&M	Robbins	Solo	T8
4/14	Texas A&M-Corpus	Tinney	Solo	B3
4/17	Alabama	Tinney	2R	B1
4/24	Vanderbilt	Robbins	Solo	T3
4/24	Vanderbilt	Robbins	2R	T4
4/24	Vanderbilt	Livingston	3R	T5
4/24	Vanderbilt	Rodriguez	2R	T6
4/26	Sam Houston	Tinney	Solo	B3
4/26	Sam Houston	Borba	3R	B5
4/26	Sam Houston	Robbins	Solo	B6
4/26	Sam Houston	Tinney	2R	B9

LONGHORNS NOTES

ROLL HORNS — Texas won its fifth SEC series in six weeks, taking two of three against No. 11 Alabama. Across the series, the Longhorns totaled 49 strikeouts, the most in a three-game set in program history. All three Texas starters compiled double-digit punchouts, with Dylan Volantis (12) and Luke Harrison (10) setting new career bests. In a 10-2 victory in the series opener, Volantis and Sam Cozart combined for a then-season-high 17 strikeouts. On Saturday, Longhorns delivered a 19-punchout effort, matching the most in a nine-inning game in program history. Texas used six different hurlers to lock down the series-securing 3-1 win.

AIN'T NO LOVE FOR OKLAHOMA — For the first time since 2014, the Longhorns swept the Oklahoma Sooners in the annual rivalry series. Texas run-ruled Oklahoma, 14-0, before walking off the Sooners in back-to-back contests to break out the brooms. In the series opener, the Longhorns recorded the largest shutout victory in Red River Rivalry history. Texas' offense scored at least three runs in four of the first five innings. Meanwhile, Ruger Riojas became the first Longhorn to post a complete game shutout since Pete Hansen accomplished the feat against TCU on April 8, 2022. In each of the final two contests, Texas erased a 3-0 deficit, with Ashton Larson and Casey Borba each delivering the walk-off hit in the 10th inning on Friday and Saturday, respectively.

EARNED THEIR STRIPES — The second-ranked Longhorns took two of three at No. 5 Auburn, clinching their first road series win over a top-5 team since May 2021. After getting walked-off, 4-3, in the series opener, Texas bounced back with a 7-6 victory on Saturday and a 5-0 shutout on Sunday. In game two, the Longhorns raced out to a six-run lead and held off a large charge to even the series. Aiden Robbins homered for the third time in five at-bats, ringing a 109-mph rocket off the batter's eye in center. Texas capped off the weekend, delivering its first-ever shutout in SEC Play. Five Longhorns combined for a four-hit shutout to secure the series.

WE ARE THE CHAMPIONS — Against a loaded field at the BRUCE BOLT College Classic, the Longhorns downed No. 9 Coastal Carolina, Baylor and Ohio State to claim the tournament title. Texas and UTSA were the lone two programs in the six-team group to win all three of its games, but the Longhorns posted a classic-best plus-17 run differential to earn the crown. Third Baseman Temo Becerra was named the Classic's Most Outstanding Player, finishing 4-for-8 with three homers, seven runs scored, six RBI, 14 total bases and a 2.365 OPS across the weekend. Starting pitcher Ruger Riojas also garnered a spot on the All-Tournament Team, following his career-high 11-strikeout effort against Coastal.

LIVING LEGEND — With Texas' 5-2 victory over Baylor on Feb. 28, Hall of Famer Jim Schlossnagle became the sixth active head coach with 1,000 Division I wins under his belt. Schlossnagle is also the 70th skipper in NCAA history — regardless of level — to reach the milestone. Across his 25-year head coaching career at UNLV (2002-03), TCU (2004-21), Texas A&M (2022-24) and Texas (2025-present), Schlossnagle has totaled a 1,023-478 (.681) ledger. The two-time National Coach of the Year and nine-time conference honoree has led his team to the College World Series seven times in the last 15 seasons, including a co-nation's best six trips to Omaha in the last 11 campaigns.

PATIENCE IS A VIRTUE — Throughout his time as a head coach, Jim Schlossnagle's teams have been touted as some of the best offensive units nationally. At the forefront of their approach, Schlossnagle's clubs have been known for working lengthy at-bats. Over the last five full seasons, Schlossnagle's squad has led the country in pitches per plate appearance. In 2026, Texas (4.10) sits second in the country in that category, trailing only Oklahoma State (4.17).

DOMINATE THE ZONE — Under pitching coach Max Weiner, the Longhorns have adopted the identity of 'Dominate the Zone.' Weiner puts an emphasis on overall strike percentage, winning the 0-0 and 1-1 counts, and maximizing strikeout-to-walk ratio. This year, Texas has thrown 64.6 percent of its pitches for strikes, while totaling a 60.4 percent clip in 0-0 counts and a 63.4 percent mark in 1-1 counts. The Longhorns sport a 3.4 strikeout-to-walk ratio, which is sixth-best nationally. As of April 30, Texas ranks first in FIP (2.99), fifth in WHIP (1.19) and opponent batting average (.219), and 10th in ERA (3.69) in the country.

traDISCHion UNLIKE ANY OTHER — The Longhorns will honor their history throughout the 2026 season, as part of the Saturday traDISCHion series at UFCU Disch-Falk Field. For the fifth consecutive campaign, Texas is celebrating past greats on select Saturdays. The Longhorns saluted J. Brent Cox on March 14, recognized Adrian Alaniz on March 28 and honored Chance Ruffin on April 18. Taylor Teagarden is slated to be celebrated on May 2. The final traDISCHion will feature Dustin Majewski on May 16.

MASTERING MIDWEEKS — The Longhorns are 8-2 in midweek games, registering three run-rule wins in those contests. Last season, Texas went 9-2 in midweeks. Since 2020, Jim Schlossnagle's clubs have notched a 60-12 (.833) ledger in midweek games, winning 32 of the last 37 contests.

SEASON TO REMEMBER — Last year, Texas mounted a 44-14 ledger, which marked its best record since 2010. The Longhorns won 38 of their first 43 contests. After an extra-inning defeat on Opening Day, Texas rattled off 17 straight victories from Feb. 15 - March 16. The 17-game winning streak was its longest since the program won 21 in a row in 2010. The Longhorns also posted a 10-game winning streak to cap off a 15-2 month of April. Texas was tabbed the No. 2 overall seed in the NCAA Division I Baseball Championship, hosting for the 38th time in its 64 postseason appearances.

GUESS WHO'S BACK, BACK AGAIN — The Longhorns bring back 16 letterwinners from their SEC Championship club from a year ago, headlined by reigning Baseball America National Freshman of the Year. Overall, Texas returns 76 percent of its innings pitched, including 45 of its 58 starts on the mound. Last season, the Longhorns' pitching staff notched the second-best WHIP (1.18) and the sixth-best ERA (3.71) in the country. Offensively, Ethan Mendoza and Adrian Rodriguez — Texas' top two leading hitters in 2025 — are back on The Forty Acres. Mendoza led the squad with a .333 batting average, while Rodriguez produced a .313 clip.

THE UNIVERSITY OF TEXAS AT OMAHA — The winningest NCAA Division I college baseball program of all-time has become very familiar with the restaurants in Omaha, Neb. Texas holds the record for most College World Series appearances (38), most individual CWS games won (88), most overall NCAA Tournament games won (260) and most NCAA Tournament appearances (64). The Longhorns have won six national championships, trailing only USC (12) and LSU (8).

HEAR 'EM — In partnership with Learfield IMG College, Texas games will be broadcast on the Longhorn Radio Network, primarily on AM-1300 The Zone. Craig Way handles main play-by-play duties, alongside Roger Wallace and Cameron Parker. Fans will also hear analysis from Longhorn legend and 12-year MLB veteran Keith Moreland, as well as former Texas player and assistant coach Ty Harrington.

BY THE NUMBERS

Current streak: W2
Current record: 33-9
SEC record: 13-7
Home/Road/Neutral: 23-3 / 7-6 / 3-0
Day/Night: 14-2 / 19-7
White/Pin/Cream/Orange/Gray: 8-1 / 7-0 / 6-0 / 8-4 / 4-4
Series W-L-T (home): 6-0
Series W-L-T (road): 3-1
vs. LH/RH starters: 11-5 / 22-4
Come-from-behind wins: 10
1-run games: 5-4
5+ run games: 19-4
Extra innings: 3-1
Shutouts: 4-1
Score 5 or more: 27-4
Score less than 5: 6-5
Score first: 23-4
Ahead after 6-7-8: 28-2 / 23-2 / 21-1
Behind after 6-7-8: 3-6 / 3-6 / 1-7
Tied after 6-7-8: 2-1 / 1-1 / 3-1
Hit homer: 26-6
Made 0 errors: 17-3
Made 1+ error: 16-6
Collect 10 or more hits: 23-2
Opp. 10 or more hits: 4-4
Outhit opponents: 28-1
Outhit by opponents: 4-7

MISCELLANEOUS

Game-Tying & Go-Ahead RBI (61): Robbins (13), Mendoza (11), Tinney (9), Pack Jr. (6), Becerra (5), Borba (5), Rodriguez (5), Larson (2), Livingston (2), Duplantier (1), Monsour (1), Williams (1)

2-Out RBI (112): Pack Jr. (19), Becerra (14), Tinney (14), Rodriguez (12), Robbins (11), Borba (10), Mendoza (8), Duplantier (7), Livingston (5), Monsour (5), Larson (3), Ermis (2), Williams (1)

Batted Around (11): 2/13 vs. UC Davis (5th inn.), 2/15 vs. UC Davis (3rd inn.), 2/17 vs. Lamar (5th inn.), 2/27 vs. Coastal Carolina (8th inn.), 3/1 vs. Ohio State (3rd inn.), 3/3 vs. Houston Christian (4th inn.), 3/3 vs. Houston Christian (6th inn.), 3/7 vs. USC Upstate (5th inn.), 3/31 vs. Texas State (6th inn.), 4/7 vs. Incarnate Word (2nd inn.)

Run-Rule Wins (8): 2/13 vs. UC Davis (F/7), 2/17 vs. Lamar (F/7), 2/24 vs. UTRGV (F/7), 3/3 vs. Houston Christian (F/7), 3/6 vs. USC Upstate (F/8), 3/8 vs. USC Upstate (F/8), 3/26 vs. Oklahoma (F/7), 4/7 vs. Incarnate Word (F/7)

Weekly Awards (13): Dylan Volantis, SEC Co-Pitcher of the Week (2/16), Ethan Mendoza, Baseball America College Team of the Week -- 2B (2/17), Aiden Robbins, Baseball America College Team of the Week -- OF (2/24), Temo Becerra, SEC Co-Player of the Week (3/2), Temo Becerra, Baseball America College Team of the Week -- 3B (3/3), Sam Cozart, SEC Freshman of the Week (3/9), Ruger Riojas, Baseball America College Team of the Week -- SP (3/10), Sam Cozart, Perfect Game Co-Freshman of the Week (3/10), Casey Borba, Baseball America College Team of the Week -- DH (3/17), Ruger Riojas, SEC Co-Pitcher of the Week (3/30), Anthony Pack Jr., SEC Co-Freshman of the Week (4/6), Aiden Robbins, Baseball America College Team of the Week -- OF (4/14), Sam Cozart, SEC Co-Freshman of the Week (4/20)

2026 RANKINGS WEEKLY SUMMARY

POLL	D1	BA	NCBWA	PG	USATODAY
Pre	3	8	3	8	3
Feb. 16	3	7	2	8	3
Feb. 23	3	6	3	6	3
Mar. 2	3	5	3	5	3
Mar. 9	2	3	2	2	2
Mar. 16	2	2	2	2	2
Mar. 23	2	2	2	2	2
Mar. 30	2	2	2	2	2
Apr. 6	2	2	2	3	2
Apr. 13	4	4	4	4	4
Apr. 20	4	3	4	4	4
Apr. 27	4	3	4	4	4

HITTING STREAKS

	LONGEST	CURRENT
Anthony Pack Jr.	16	16
Casey Borba	10	1
Carson Tinney	8	1
Temo Becerra	7	1
Adrian Rodriguez	6	-
Ethan Mendoza	5	5
Jayden Duplantier	5	-
Aiden Robbins	5	2
Ashton Larson	4	-
Maddox Monsour	3	1
Presley Courville	3	-
Josh Livingston	3	-
Andrew Ermis	2	-
Dariyan Pendergrass	2	-
Jonah Williams	2	-

MULTIPLE-HIT GAMES

	2	3	4	5+	TOT
Aiden Robbins	13	7	1	-	21
Anthony Pack Jr.	12	3	1	-	16
Carson Tinney	10	4	-	-	14
Temo Becerra	9	2	1	-	12
Casey Borba	9	2	-	-	11
Ethan Mendoza	6	5	-	-	11
Adrian Rodriguez	8	2	-	-	10
Jayden Duplantier	4	-	-	-	4
Josh Livingston	2	1	-	-	3
Andrew Ermis	2	-	-	-	2
Ashton Larson	2	-	-	-	2
Jonah Williams	2	-	-	-	2
Presley Courville	1	-	-	-	1
Maddox Monsour	-	1	-	-	1
Dariyan Pendergrass	1	-	-	-	1
TEAM	81	27	3	0	111

W-L BY POSITION (STARTS)

	C	1B	2B	SS	3B	LF	CF	RF	DH
Becerra	-	-	-	5-3	28-6	-	-	-	-
Borba	-	27-6	-	-	5-3	-	-	-	-
Courville	-	-	-	-	-	-	-	-	1-0
Duplantier	-	-	-	-	-	-	-	12-6	1-0
Ermis	5-2	-	-	-	-	-	-	-	-
Larson	-	2-2	-	-	-	12-2	-	-	9-3
Livingston	-	4-1	-	-	-	-	-	-	11-4
Mendoza	-	-	33-9	-	-	-	-	-	-
Monsour	-	-	-	-	-	1-0	-	2-0	3-1
Pack Jr.	-	-	-	-	-	20-7	-	13-2	-
Pendergrass	-	-	-	-	-	-	-	2-1	-
Robbins	-	-	-	-	-	-	33-9	-	-
Rodriguez	-	-	-	28-6	-	-	-	-	-
Tinney	28-7	-	-	-	-	-	-	-	5-1
Williams	-	-	-	-	-	-	-	4-0	3-0

W-L BY BATTING ORDER (STARTS)

	1	2	3	4	5	6	7	8	9
Becerra	-	-	-	-	15-4	7-5	6-0	5-0	-
Borba	-	-	-	0-1	8-2	6-1	15-3	3-2	-
Courville	-	-	-	-	-	-	-	-	1-0
Duplantier	-	-	-	-	-	-	0-1	8-5	5-0
Ermis	-	-	-	-	-	1-0	-	1-0	3-2
Larson	-	-	-	-	-	3-0	10-5	5-1	5-1
Livingston	-	-	-	-	1-0	2-0	1-0	3-0	8-5
Mendoza	28-7	-	-	-	5-2	-	-	1-0	-
Monsour	-	-	-	-	-	-	-	2-1	4-0
Pack Jr.	-	0-1	3-1	7-4	-	14-3	1-0	3-0	5-0
Pendergrass	-	-	-	-	-	-	-	-	2-1
Robbins	5-2	-	28-7	-	-	-	-	-	-
Rodriguez	-	9-0	2-1	17-4	0-1	-	-	-	-
Tinney	-	24-8	-	9-0	-	-	-	-	-
Williams	-	-	-	-	4-0	-	-	3-0	-

PITCHING BY THE NUMBERS

	W-L-S	G	ERA	IP	H	ER	BB	SO	HR
Totals	33-9-11	42	3.69	363.1	295	149	139	474	26
SEC	13-7-6	20	3.73	178.1	145	74	69	242	12
Starters	17-4-0	42	3.55	192.1	164	76	61	256	9
Relievers	16-5-11	42	3.84	171.0	131	73	78	218	17
Home	23-3-7	26	3.21	224.0	184	80	67	297	11
Road	7-6-3	13	5.05	112.1	98	63	56	135	14
Neutral	3-0-1	3	2.00	27.0	13	6	16	42	1
February	10-0-3	10	1.39	84.0	46	13	33	111	0
March	14-4-4	18	3.75	158.1	140	66	59	199	12
April	9-5-4	14	5.21	121.0	109	70	47	164	14

ON-BASE STREAKS

	LONGEST	CURRENT
Casey Borba	23	2
Anthony Pack Jr.	21	21
Carson Tinney	20	20
Ethan Mendoza	15	5
Aiden Robbins	15	2
Temo Becerra	14	6
Josh Livingston	13	-
Adrian Rodriguez	9	2
Jayden Duplantier	8	-
Ashton Larson	8	1
Andrew Ermis	4	2
Maddox Monsour	3	1
Presley Courville	3	-
Dariyan Pendergrass	2	-
Jonah Williams	2	-
Callum Early	1	1

MULTIPLE-RBI GAMES

	2	3	4	5+	TOT
Aiden Robbins	6	8	-	-	14
Ethan Mendoza	7	6	-	-	13
Anthony Pack Jr.	9	3	1	-	13
Carson Tinney	7	4	-	1	12
Casey Borba	6	1	-	3	10
Temo Becerra	2	6	-	-	8
Adrian Rodriguez	3	3	-	-	6
Jayden Duplantier	2	2	-	-	4
Josh Livingston	-	2	-	1	3
Maddox Monsour	1	1	-	-	2
Andrew Ermis	1	-	-	-	1
Dariyan Pendergrass	-	1	-	-	1
Jonah Williams	1	-	-	-	1
TEAM	45	37	1	5	88



INFIELDER/OUTFIELDER

JAYDEN DUPLANTIER 0

CLASS Senior
HOMETOWN **Humble, Texas**
HIGH SCHOOL **Summer Creek**

BATS
RIGHT

THROWS
RIGHT

HEIGHT
6'0"

WEIGHT
200

NOTES

- Ultra-versatile athlete that can play infield or outfield with explosive speed
- Nicknamed 'Gumbo'
- Launched first career homer in 126th at-bat at Auburn on March 21, 2026
- Produced more hits (21) this year than prior three seasons combined (19)
- Notched first career hit with two-run double vs. Missouri on Feb. 18, 2023
- Older brother, Andre II, played at Texas from 2020-25
- Cousin, Jon DuPlantier, played for Arizona Diamondbacks after standout career at Rice

CAREER HIGHS

At-Bats: 4 (8x) // last at Texas A&M, 4/10/26
Runs: 2 (7x) // last at Texas A&M, 4/10/26
Hits: 2 (7x) // last vs. Texas State, 3/31/26
Home Runs: 1 // last at Auburn, 3/21/26
RBI: 3 (2x) // last vs. Oklahoma, 3/26/26
Total Bases: 4 // at Auburn, 3/21/26

CAREER STATISTICS

YEAR	AVG	GP	GS	AB	R	H	2B	3B	HR	RBI	SLG%	BB	HBP	SO	GDP	OB%	SF	SH	SB
2023	.256	34	10	43	12	11	3	0	0	7	.326	5	1	9	0	.347	0	1	0
2024	.111	13	2	9	5	1	0	0	0	3	.111	3	2	2	0	.375	2	0	0
2025	.163	30	10	43	9	7	3	0	0	4	.233	11	1	15	1	.345	0	2	6
2026	.269	38	19	78	20	21	3	0	1	13	.346	15	1	23	1	.389	1	2	9
Total	.231	115	41	173	46	40	9	0	1	27	.301	34	5	49	2	.367	3	5	15



INFIELDER

TEMO BECERRA 1

CLASS Redshirt Senior
HOMETOWN **Clovis, Calif.**
PREVIOUS **Stanford**

BATS
RIGHT

THROWS
RIGHT

HEIGHT
6'0"

WEIGHT
195

NOTES

- 'Winning ballplayer' with experience as multi-year starter at Stanford
- Full name is 'Cuaahtemoc'
- Homered five times in first 57 at-bats, surpassing three-year total at Stanford
- Tabbed SEC Co-Player of the Week on March 2, 2026
- First-generation college student who earned undergraduate degree at Stanford
- Part of two Pac-12 Championships and two College World Series appearances at Stanford
- Redshirted to preserve eligibility as true freshman in 2022

CAREER HIGHS

At-Bats: 6 // at Utah, 3/30/24
Runs: 3 (5x) // last vs. Oklahoma, 3/26/26
Hits: 4 // vs. USC Upstate, 3/7/26
Home Runs: 2 // vs. Coastal Carolina, 2/27/26
RBI: 4 (3x) // last vs. Grand Canyon, 5/11/25
Total Bases: 8 // vs. Coastal Carolina, 2/27/26

CAREER STATISTICS

YEAR	AVG	GP	GS	AB	R	H	2B	3B	HR	RBI	SLG%	BB	HBP	SO	GDP	OB%	SF	SH	SB
2023	.316	28	11	57	12	18	4	0	2	7	.491	6	1	11	1	.385	1	5	1
2024	.298	54	53	188	27	56	8	1	0	18	.351	12	7	31	4	.357	3	6	2
2025	.330	52	51	185	27	61	11	2	1	37	.427	16	4	28	6	.384	6	9	4
2026	.283	42	42	152	36	43	4	1	5	30	.421	29	5	32	1	.407	3	1	7
Total	.306	176	157	582	102	178	27	4	8	92	.407	63	17	102	12	.382	13	21	14



INFIELDER

ETHAN MENDOZA 5

CLASS Junior
HOMETOWN **Bedford, Texas**
PREVIOUS **Arizona State**

BATS
RIGHT

THROWS
RIGHT

HEIGHT
5'10"

WEIGHT
200

NOTES

- Elite bat-to-ball skills and continues to evolve as hitter and defender
- Nicknamed 'Doza'
- Homered eight times in first 123 at-bats, setting new career-high
- Added 15 lbs during offseason, resulting in higher exit velocities in practices
- Led Longhorns in average (.328), hits (75), triples (4) and multi-hit games (25) a year ago
- Earned spot on 2025 SEC's All-Defensive Team
- Grew up diehard Texas fan despite attending Arizona State as freshman

CAREER HIGHS

At-Bats: 7 // at Kentucky, 4/12/25
Runs: 5 // vs. Washington, 5/5/24
Hits: 3 (16x) // last at South Carolina, 4/3/26
Home Runs: 1 (16x) // last vs. Incarnate Word, 4/7/26
RBI: 5 // vs. Houston Christian, 4/8/25
Total Bases: 8 (2x) // last vs. Texas State, 3/31/26

CAREER STATISTICS

YEAR	AVG	GP	GS	AB	R	H	2B	3B	HR	RBI	SLG%	BB	HBP	SO	GDP	OB%	SF	SH	SB
2024	.315	53	49	203	35	64	11	3	3	24	.443	13	4	22	4	.367	1	1	0
2025	.333	56	55	225	53	75	9	4	5	35	.476	36	6	47	2	.437	1	0	15
2026	.272	42	42	169	40	46	10	1	8	39	.485	25	5	28	3	.373	5	0	9
Total	.310	151	146	597	128	185	30	8	16	97	.467	74	15	97	9	.395	7	1	24



OUTFIELDER
**ANTHONY
PACK JR. 6**

CLASS Freshman
HOMETOWN Lakewood, Calif.
HIGH SCHOOL Millikan

BATS LEFT THROWS LEFT HEIGHT 5'10" WEIGHT 190

NOTES

- Exciting young position player with five-tool potential
- Teammates call him, 'Pack-Man' and 'Backpack'
- Reached safely in 40 of first 42 games to open collegiate career
- In SEC play, leads all hitters in average (.419) and ranks second in on-base percentage (.522)
- Across 16-game hitting streak, posted .475 average and 1.189 OPS
- Selected to 2025 ABCA/Rawlings High School Gold Glove Team
- Tabbed 2024 Perfect Game All-American

CAREER HIGHS

At-Bats: 5 (6x) // last vs. Alabama, 4/17/26
Runs: 4 // vs. Oklahoma, 3/26/26
Hits: 4 // vs. Alabama, 4/17/26
Home Runs: 1 (5x) // last at Texas A&M, 4/11/26
RBI: 4 // vs. USC Upstate, 3/6/26
Total Bases: 6 (2x) // last vs. Alabama, 4/17/26

CAREER STATISTICS

YEAR	AVG	GP	GS	AB	R	H	2B	3B	HR	RBI	SLG%	BB	HBP	SO	GDP	OB%	SF	SH	SB
2026	.362	42	42	149	41	54	15	0	5	37	.564	30	6	25	1	.479	3	0	16
Total	.362	42	42	149	41	54	15	0	5	37	.564	30	6	25	1	.479	3	0	16



CATCHER
**ANDREW
ERMIS 7**

CLASS Junior
HOMETOWN San Antonio, Texas
PREVIOUS Temple (Tx.)

BATS RIGHT THROWS RIGHT HEIGHT 6'1" WEIGHT 210

NOTES

- All-around backstop who made jump from junior college to Division I
- Earned start in six of Longhorns' nine midweek contests
- Led Leopards in AVG, HR, RBI, HBP, OBP and SLG% as sophomore
- Played two seasons at Temple (Tx.)
- Garnered First Team All-District recognition twice at Reagan
- Notched .333 average and 14 extra-base hits during senior campaign
- Father, Chris, played for Blue Jays organization and coached 27 years at his alma mater, St. Mary's

DIVISION 1 CAREER HIGHS

At-Bats: 3 (4x) // last vs. Sam Houston, 4/28/26
Runs: 2 (2x) // last vs. Incarnate Word, 4/7/26
Hits: 2 (2x) // last vs. Houston Christian, 3/3/26
Home Runs: N/A
RBI: 2 // vs. UTRGV, 2/24/26
Total Bases: 2 (2x) // last vs. Houston Christian, 3/3/26

DIVISION 1 CAREER STATISTICS

YEAR	AVG	GP	GS	AB	R	H	2B	3B	HR	RBI	SLG%	BB	HBP	SO	GDP	OB%	SF	SH	SB
2026	.313	12	7	16	3	5	0	0	0	5	.313	7	2	7	0	.538	1	0	0
Total	.313	12	7	16	3	5	0	0	0	5	.313	7	2	7	0	.538	1	0	0



CATCHER
**CARSON
TINNEY 8**

CLASS Junior
HOMETOWN Castle Pines, Colo.
PREVIOUS Notre Dame

BATS RIGHT THROWS RIGHT HEIGHT 6'4" WEIGHT 240

NOTES

- One of top all-around catchers in country who brings leadership to club
- As of April 30, boasts fourth-best OPS (1.210) and tied for sixth-most home runs (16) in SEC
- Homered nine times in April, highlighted by sixth career multi-homer game on April 28, 2026
- Tabbed consensus All-American following sophomore season at Notre Dame
- Selected as 2025 NCBWA District 5 Player of the Year
- Named one of three finalists for prestigious Buster Posey Award
- Led all Power Four in WRC+ (179) and woBA (.535), while also tallying third-highest OPS (1.251)

CAREER HIGHS

At-Bats: 6 // vs. Ohio State, 3/1/26
Runs: 4 (5x) // last vs. Sam Houston, 4/28/26
Hits: 5 // at Stanford, 4/20/25
Home Runs: 2 (6x) // last vs. Sam Houston, 4/28/26
RBI: 5 // vs. Texas A&M-Corpus Christi, 4/14/26
Total Bases: 10 (2x) // last at Purdue, 4/29/25

CAREER STATISTICS

YEAR	AVG	GP	GS	AB	R	H	2B	3B	HR	RBI	SLG%	BB	HBP	SO	GDP	OB%	SF	SH	SB
2024	.268	28	15	56	12	15	4	0	3	9	.500	8	4	15	1	.397	0	1	1
2025	.348	48	46	158	52	55	13	0	17	53	.753	34	13	40	2	.498	0	0	1
2026	.338	42	41	148	45	50	9	0	16	39	.723	36	8	46	1	.487	1	0	5
Total	.331	118	102	362	109	120	26	0	36	101	.702	78	25	101	4	.479	1	1	7

HITTERS NOTES



OUTFIELDER JONAH WILLIAMS 9

CLASS **Sophomore**
HOMETOWN **Galveston, Texas**
HIGH SCHOOL **Ball**

BATS **LEFT** THROWS **LEFT** HEIGHT **6'3"** WEIGHT **210**

NOTES

- Ultra-athletic two-sport standout who also stars for Texas football team
- Will miss remainder of season due to shoulder injury
- Became first Longhorn with three RBI in first career start since Zach Zubia on Feb. 25, 2018
- Notched first career hit against Auburn on April 18, 2025
- Enrolled semester early in January 2025, playing on diamond as 17-year-old
- Garnered pair of All-District MVP honors in both baseball and football at Ball
- Brother, Nick, played four season in MLB

CAREER HIGHS

At-Bats: 5 (2x) // last vs. UTSA, 5/31/25
Runs: 2 (3x) // last vs. Michigan State, 2/20/26
Hits: 3 // vs. Auburn, 4/19/25
Home Runs: N/A
RBI: 3 (2x) // last vs. Florida, 5/10/25
Total Bases: 3 (3x) // last vs. Ohio State, 3/1/26

CAREER STATISTICS

YEAR	AVG	GP	GS	AB	R	H	2B	3B	HR	RBI	SLG%	BB	HBP	SO	GDP	OB%	SF	SH	SB
2025	.327	20	15	55	8	18	3	0	0	10	.382	3	2	13	0	.383	0	0	3
2026	.304	8	7	23	5	7	2	0	0	4	.391	4	1	5	1	.414	1	0	0
Total	.321	28	22	78	13	25	5	0	0	14	.385	7	3	18	1	.393	1	0	3



CATCHER PRESLEY COURVILLE 14

CLASS **Freshman**
HOMETOWN **Lake Charles, La.**
HIGH SCHOOL **Barbe**

BATS **RIGHT** THROWS **RIGHT** HEIGHT **5'11"** WEIGHT **185**

NOTES

- Toolsy and versatile defender who will compete for playing time
- Missed 14 contests after earning first career start against Baylor on Feb. 28, 2026
- Landed on 2025 All-Southwest Louisiana Team
- Garnered district MVP honors as senior at Barbe
- Notched a .492 average during final campaign
- Led Buccaneers to state and national championships in 2023
- Father, Jim, played golf at McNeese State

CAREER HIGHS

At-Bats: 4 // vs. Baylor, 2/28/26
Runs: 1 // vs. UC Davis, 2/15/26
Hits: 2 // vs. Baylor, 2/28/26
Home Runs: N/A
RBI: 1 // vs. UTRGV, 2/24/26
Total Bases: 3 // vs. Baylor, 2/28/26

CAREER STATISTICS

YEAR	AVG	GP	GS	AB	R	H	2B	3B	HR	RBI	SLG%	BB	HBP	SO	GDP	OB%	SF	SH	SB
2026	.385	8	1	13	1	5	1	0	0	1	.462	0	0	3	0	.385	0	1	0
Total	.385	8	1	13	1	5	1	0	0	1	.462	0	0	3	0	.385	0	1	0



INFIELDER JOSH LIVINGSTON 15

CLASS **Graduate**
HOMETOWN **Prosper, Texas**
PREVIOUS **Wichita State**

BATS **LEFT** THROWS **RIGHT** HEIGHT **6'0"** WEIGHT **215**

NOTES

- Prolific power bat with experience at both junior college and Division I levels
- Nicknamed 'Livvy'
- Named Third Team preseason All-American by the NCBWA
- Earned undergraduate degree from Wichita State
- Paced Shockers in home runs, RBI, total bases and slugging a season ago
- Set Wichita State program record with three pinch-hit homers in 2024
- Smacked 57 home runs over five-year career, spending two years at both Crowder and Wichita State

DIVISION 1 CAREER HIGHS

At-Bats: 6 // at Rice, 5/9/25
Runs: 3 (4x) // last at Kansas, 4/15/25
Hits: 3 (3x) // last vs. USC Upstate, 3/8/26
Home Runs: 2 (4x) // last vs. USC Upstate, 3/8/26
RBI: 7 // vs. East Carolina, 5/25/24
Total Bases: 9 // last vs. USC Upstate, 3/8/26

DIVISION 1 CAREER STATISTICS

YEAR	AVG	GP	GS	AB	R	H	2B	3B	HR	RBI	SLG%	BB	HBP	SO	GDP	OB%	SF	SH	SB
2024	.253	28	20	79	22	20	5	0	11	39	.734	13	6	27	5	.390	1	0	0
2025	.284	56	56	211	43	60	10	1	15	48	.555	28	16	55	4	.403	3	0	0
2026	.229	28	20	70	17	16	4	0	4	18	.457	12	3	24	1	.365	0	0	2
Total	.266	112	96	361	82	96	19	1	30	105	.573	53	25	106	10	.393	4	0	2



OUTFIELDER

WILL HILL 17

CLASS **Freshman**
 HOMETOWN **Humble, Texas**
 HIGH SCHOOL **Summer Creek**


BATS **RIGHT** THROWS **RIGHT** HEIGHT **5'10"** WEIGHT **210**

At-Bats: N/A
 Runs: N/A
 Hits: N/A
 Home Runs: N/A
 RBI: N/A
 Total Bases: N/A

NOTES

- Toolsy outfielder who will compete for playing time
- Two-time First Team All-State selection at Summer Creek
- Selected to All-Greater Houston First Team twice
- Garnered All-District honors on three occasions
- Batted .484 with 30 RBI as senior

CAREER HIGHS



INFIELDER

ADRIAN RODRIGUEZ 24

CLASS **Sophomore**
 HOMETOWN **Flower Mound, Texas**
 HIGH SCHOOL **Flower Mound**

BATS **SWITCH** THROWS **BOTH** HEIGHT **6'2"** WEIGHT **200**

At-Bats: 6 (4x) // last vs. Ole Miss, 3/13/26
 Runs: 3 (4x) // last at Texas State, 3/10/26
 Hits: 4 // vs. Oklahoma State, 2/16/25
 Home Runs: 1 (8x) // last at Vanderbilt, 4/24/26
 RBI: 3 (3x) // last at Vanderbilt, 4/24/26
 Total Bases: 9 // vs. Oklahoma State, 2/16/25

NOTES

- Five-tool player who projects as one of first picks in 2027 MLB Draft
- Nicknamed 'ARod'
- Returned vs. Alabama on April 17, 2026, after being sidelined for eight games due to hand procedure
- Reached safely in 53 of his last 59 games played
- Earned First Team Freshman All-American honors from Perfect Game
- Battled through left hand injury during debut campaign, missing seven contests
- Started switch hitting at young age (naturally right-handed)

CAREER HIGHS

CAREER STATISTICS

YEAR	AVG	GP	GS	AB	R	H	2B	3B	HR	RBI	SLG%	BB	HBP	SO	GDP	OB%	SF	SH	SB
2025	.313	49	49	182	35	57	14	1	7	23	.516	22	8	38	3	.410	0	0	15
2026	.263	34	34	133	31	35	11	1	1	23	.383	23	2	16	3	.377	1	1	11
Total	.292	83	83	315	66	92	25	2	8	46	.460	45	10	54	6	.396	1	1	26



OUTFIELDER

BLAKE PETERSON 29

CLASS **Redshirt Sophomore**
 HOMETOWN **Austin, Texas**
 HIGH SCHOOL **Westlake**

BATS **RIGHT** THROWS **RIGHT** HEIGHT **6'0"** WEIGHT **210**

At-Bats: 1 // vs. UC Davis, 2/15/26
 Runs: N/A
 Hits: N/A
 Home Runs: N/A
 RBI: N/A
 Total Bases: N/A

NOTES

- Local standout at nearby Westlake who grew up as diehard Longhorn fan
- Teammates call him, 'Peterman'
- Made collegiate debut as pinch hitter against UC Davis on Feb. 15, 2026
- Named to 2025 Spring SEC Academic Honor Roll
- Did not appear in game action during 2025 season
- Redshirted 2024 campaign to preserve eligibility
- Tabbed 2023 District Co-MVP

CAREER HIGHS

CAREER STATISTICS

YEAR	AVG	GP	GS	AB	R	H	2B	3B	HR	RBI	SLG%	BB	HBP	SO	GDP	OB%	SF	SH	SB
2026	.000	3	0	1	0	0	0	0	0	0	.000	0	0	0	0	.000	0	0	0
Total	.000	3	0	1	0	0	0	0	0	0	.000	0	0	0	0	.000	0	0	0



INFIELDER
**CASEY
BORBA 31**

CLASS **Junior**
HOMETOWN **Santa Ana, Calif.**
HIGH SCHOOL **Orange Lutheran**

BATS **RIGHT** THROWS **RIGHT** HEIGHT **6'1"** WEIGHT **210**

NOTES


- Versatile player with slow heart rate and high baseball IQ
- Homered nine times in March, highlighted by second career multi-homer game on March 10, 2026
- Delivered walk-off single in 10th inning against Oklahoma on March 28, 2026
- Tripled rookie home run total during sophomore campaign
- Earned spot on 2025 NCAA Austin Regional All-Tournament Team
- Became just sixth Longhorn to record eight RBI in a game since 2008
- Father, Eric, played baseball at Sonoma State and previously served as head coach at Orange Lutheran

CAREER HIGHS

At-Bats: 5 (14x) // last vs. Sam Houston, 4/28/26
Runs: 3 (3x) // last vs. Oklahoma, 3/26/26
Hits: 4 // at Kansas State, 6/1/25
Home Runs: 2 (2x) // last at Texas State, 3/10/26
RBI: 8 // at Kansas State, 6/1/25
Total Bases: 10 // at Kansas State, 6/1/25

CAREER STATISTICS

YEAR	AVG	GP	GS	AB	R	H	2B	3B	HR	RBI	SLG%	BB	HBP	SO	GDP	OB%	SF	SH	SB
2024	.256	34	20	82	13	21	7	0	4	17	.488	7	8	26	2	.371	0	4	0
2025	.278	51	46	162	26	45	10	1	12	47	.574	33	4	47	3	.410	1	0	3
2026	.276	42	41	152	34	42	8	0	11	39	.546	25	2	54	6	.381	2	3	3
Total	.273	127	107	396	73	108	25	1	27	103	.545	65	14	127	11	.391	3	7	6



OUTFIELDER/INFIELDER
**MADDOX
MONSOUR 32**

CLASS **Freshman**
HOMETOWN **Carrollton, Ga.**
HIGH SCHOOL **Carrollton**

BATS **RIGHT** THROWS **RIGHT** HEIGHT **5'11"** WEIGHT **205**

NOTES


- Toolsy and versatile defender who will compete for playing time
- Nicknamed 'MadHacks'
- Earned start in collegiate debut vs. UC Davis on Feb. 14, 2026
- Three-time All-State honoree at Carrollton
- Set single-season (37) and career (83) program records for stolen bases
- Father, Jon, played baseball at West Georgia
- Older sister, Carlie, played softball at West Georgia

CAREER HIGHS

At-Bats: 4 // at Auburn, 3/21/26
Runs: 2 // vs. Ole Miss, 3/14/26
Hits: 3 // at Auburn, 3/21/26
Home Runs: N/A
RBI: 3 // vs. Lamar, 2/17/26
Total Bases: 3 (2x) // last at Auburn, 3/21/26

CAREER STATISTICS

YEAR	AVG	GP	GS	AB	R	H	2B	3B	HR	RBI	SLG%	BB	HBP	SO	GDP	OB%	SF	SH	SB
2026	.219	24	7	32	7	7	0	1	0	8	.281	3	0	15	0	.286	0	1	4
Total	.219	24	7	32	7	7	0	1	0	8	.281	3	0	15	0	.286	0	1	4



INFIELDER
**CALLUM
EARLY 36**

CLASS **Sophomore**
HOMETOWN **Midlothian, Va.**
PREVIOUS **Liberty**

BATS **LEFT** THROWS **RIGHT** HEIGHT **6'0"** WEIGHT **190**

NOTES

- Versatile and toolsy infielder who will compete for playing time
- Teammates call him 'Coach Cal'
- Made Longhorn debut as pinch hitter against UTRGV on Feb. 24, 2026
- Recorded RBI single in first career at-bat against St. John's on Feb. 14, 2025
- Spent first season at Liberty before transferring to Texas
- Two-time All-Metro honoree at James River
- Brother, Connelly, plays for Boston Red Sox organization after standout career at Virginia

CAREER HIGHS

At-Bats: 6 // vs. Middle Tennessee, 4/4/25
Runs: 3 (2x) // last at Jacksonville State, 3/28/25
Hits: 5 // vs. Middle Tennessee, 4/4/25
Home Runs: 1 (2x) // last at Middle Tennessee, 4/6/25
RBI: 2 (4x) // last vs. Middle Tennessee, 4/6/24
Total Bases: 6 // vs. Middle Tennessee, 4/4/24

CAREER STATISTICS

YEAR	AVG	GP	GS	AB	R	H	2B	3B	HR	RBI	SLG%	BB	HBP	SO	GDP	OB%	SF	SH	SB
2025	.295	33	28	105	23	31	6	0	2	15	.410	22	3	25	2	.427	1	0	3
2026	.000	5	0	4	0	0	0	0	0	0	.000	0	1	2	0	.200	0	0	0
Total	.284	38	28	109	23	31	6	0	2	15	.419	22	4	27	2	.419	1	0	3



OUTFIELDER
**DARIYAN
PENDERGRASS 42**

CLASS Redshirt Senior
HOMETOWN Hartsville, S.C.
PREVIOUS College of Charleston

BATS LEFT THROWS LEFT HEIGHT 5'10" WEIGHT 165

NOTES

- Ultra-versatile athlete with explosive speed
- Nicknamed 'DP'
- Totaled three RBI in first start in burnt orange against Texas A&M-Corpus Christi on April 14, 2026
- Collected 2025 All-CAA Honorable Mention distinction
- Paced College of Charleston in at-bats, runs, sacrifice bunts and stolen bases
- Tied for eight-most stolen bases nationally and second-most in single season in school history
- Stole 130 bases over five-year career, spending two years at both Spartanburg Methodist and College of Charleston

DIVISION 1 CAREER HIGHS

At-Bats: 6 // last vs. Hofstra, 5/17/25
Runs: 4 (2x) // last vs. Hofstra, 5/17/25
Hits: 4 // vs. Georgia Southern, 4/2/24
Home Runs: 1 (4x) // last vs. Hofstra, 5/17/25
RBI: 4 // vs. Charleston Southern, 4/1/25
Total Bases: 6 (4x) // last vs. Hofstra, 5/17/25

DIVISION 1 CAREER STATISTICS

YEAR	AVG	GP	GS	AB	R	H	2B	3B	HR	RBI	SLG%	BB	HBP	SO	GDP	OB%	SF	SH	SB
2024	.300	28	27	100	20	30	8	0	0	10	.380	12	1	15	1	.381	0	5	10
2025	.296	59	59	223	65	66	12	3	4	37	.430	35	5	25	1	.398	3	6	43
2026	.500	8	3	6	1	3	0	0	0	3	.500	1	1	0	0	.556	1	1	1
Total	.303	95	89	329	86	99	21	3	4	50	.421	48	7	40	2	.398	4	12	54



OUTFIELDER
**AIDEN
ROBBINS 43**

CLASS Junior
HOMETOWN Yardley, Pa.
PREVIOUS Seton Hall

BATS RIGHT THROWS RIGHT HEIGHT 6'2" WEIGHT 205

NOTES


- Advanced hitter with tremendous athleticism who is projected to be taken early in 2026 MLB Draft
- Nicknamed 'ARob'
- As of April 30, fourth in SEC and tied for 12th nationally in home runs (18)
- Heading into weekend, tied for eighth-most home runs by Longhorn in single season
- Became first Texas player to hit for cycle since C.J Hinojosa in 2015
- Tabbed ABCA/Rawlings East All-Region Second Team pick following sophomore season at Seton Hall
- Finished No. 5 in on-base percentage and No. 6 in average nationally

CAREER HIGHS

At-Bats: 6 (3x) // last at Villanova, 5/16/25
Runs: 4 (4x) // last vs. USC Upstate, 3/6/26
Hits: 5 // at Villanova, 5/16/25
Home Runs: 2 (4x) // last at Vanderbilt, 4/24/26
RBI: 4 (3x) // last vs. Dartmouth, 3/19/25
Total Bases: 10 // vs. Michigan State, 2/21/26

CAREER STATISTICS

YEAR	AVG	GP	GS	AB	R	H	2B	3B	HR	RBI	SLG%	BB	HBP	SO	GDP	OB%	SF	SH	SB
2024	.302	43	43	162	26	49	6	5	6	31	.512	15	3	31	1	.368	2	3	10
2025	.422	53	53	204	63	86	19	5	6	38	.652	44	7	32	1	.537	0	0	20
2026	.357	42	42	171	47	61	7	2	18	46	.737	23	1	41	1	.429	3	0	10
Total	.365	138	138	537	136	196	32	12	30	115	.637	82	11	104	3	.455	5	3	40



OUTFIELDER
**ASHTON
LARSON 44**

CLASS Junior
HOMETOWN Overland Park, Kan.
PREVIOUS LSU

BATS LEFT THROWS LEFT HEIGHT 6'1" WEIGHT 210

NOTES

- Seasoned outfielder with SEC and Omaha experience
- Registered walk-off base hit in 10th inning against Oklahoma on March 27, 2026
- Member of 2025 national championship team at LSU
- Named to 2024 Freshman All-SEC Team
- Batted team-best .337 (28-for-83) in SEC play in 2024
- Spent first two years at LSU
- Selected in 20th round of 2023 MLB Draft by Minnesota Twins

CAREER HIGHS

At-Bats: 5 (3x) // last at South Carolina, 5/23/24
Runs: 3 // vs. Texas A&M-Corpus Christi, 4/14/26
Hits: 3 (4x) // last vs. Purdue Fort Wayne, 2/16/25
Home Runs: 1 (6x) // last vs. Coastal Carolina, 2/27/26
RBI: 5 // vs. Purdue Fort Wayne, 2/16/25
Total Bases: 7 // vs. Purdue Fort Wayne, 2/16/25

CAREER STATISTICS

YEAR	AVG	GP	GS	AB	R	H	2B	3B	HR	RBI	SLG%	BB	HBP	SO	GDP	OB%	SF	SH	SB
2024	.298	53	40	141	25	42	9	0	3	16	.426	22	5	38	0	.401	4	0	6
2025	.256	34	5	39	7	10	3	0	2	12	.487	9	3	14	0	.423	1	0	1
2026	.284	37	30	74	13	21	5	0	1	10	.392	25	3	17	3	.476	1	1	2
Total	.287	124	75	254	45	73	17	0	6	38	.425	56	11	69	3	.428	6	1	9

PITCHERS NOTES



RIGHT-HANDED PITCHER

JASON FLORES 4

CLASS **Sophomore**
 HOMETOWN **Wylie, Texas**
 HIGH SCHOOL **Naaman Forest**

BATS **RIGHT** THROWS **RIGHT** HEIGHT **6'1"** WEIGHT **240**

NOTES

- Talented right-hander who can start or pitch out of the bullpen in high-leverage spots
- Recorded at least five outs in 10 of first 11 appearances in debut campaign
- Four-time All-State honoree at Naaman Forest
- Received All-District recognition four times
- Posted 3.07 ERA with 52 strikeouts over 45 2/3 innings as junior
- Older brother, Jaden, plays baseball at Texas Southern
- Older brother, Jordan, competed as member of track and field team at Tarleton State

CAREER HIGHS

Innings Pitched: 3.2 (3x) // last vs. Auburn, 4/19/25
 Runs Allowed: 4 // vs. Texas State, 4/1/25
 Earned Runs Allowed: 3 // vs. Lamar, 2/17/26
 Walks: 4 // vs. Texas A&M, 4/27/25
 Strikeouts: 3 (6x) // last vs. Texas A&M, 4/27/25
 Pitches: 65 // vs. Texas A&M-CC, 3/4/25

CAREER STATISTICS

YEAR	ERA	W	L	APP	GS	CG	SHO	SV	IP	H	R	ER	BB	SO	2B	3B	HR	BF	BAVG	WP	HBP	BK	SFA	SHA
2025	2.78	4	2	14	5	0	0	0	32.1	23	17	10	10	27	5	0	1	138	.205	0	14	0	0	2
2026	5.06	0	0	7	2	0	0	0	10.2	12	6	6	4	7	4	0	1	49	.293	2	4	0	0	0
Total	3.35	4	2	21	7	0	0	0	43.0	35	23	16	14	34	9	0	2	187	.229	2	18	0	0	2



LEFT-HANDED PITCHER

KADE BING 11

CLASS **Junior**
 HOMETOWN **West, Texas**
 PREVIOUS **McLennan**

BATS **LEFT** THROWS **LEFT** HEIGHT **6'1"** WEIGHT **195**

NOTES

- Seasoned southpaw with track record at both junior college and Division I level
- Made season debut against Tarleton State on March 17, 2026
- Tied for second-most starts among Longhorn hurlers last year
- Notched five perfect innings in relief against UTSA on March 18, 2025
- Pitched one season at McLennan before transferring to Texas
- Named 2024 All-NTJCAC Second Team pick
- Tallied 9-2 mark with 3.33 ERA and 75 strikeouts across 70 1/3 innings in lone campaign at McLennan

DIVISION 1 CAREER HIGHS

Innings Pitched: 6.1 // vs. Texas State, 4/1/25
 Runs Allowed: 4 // vs. Illinois, 3/2/25
 Earned Runs Allowed: 3 (2x) // last vs. Tarleton State, 3/17/26
 Walks: 3 // vs. Texas State, 4/1/25
 Strikeouts: 4 (3x) // last vs. UTRGV, 4/15/25
 Pitches: 81 // vs. Texas State, 4/1/25

DIVISION 1 CAREER STATISTICS

YEAR	ERA	W	L	APP	GS	CG	SHO	SV	IP	H	R	ER	BB	SO	2B	3B	HR	BF	BAVG	WP	HBP	BK	SFA	SHA
2025	3.15	3	0	12	10	0	0	0	40.0	30	15	14	9	23	3	1	1	163	.216	7	9	0	3	3
2026	6.00	1	1	6	1	0	0	0	9.0	7	8	6	5	4	0	0	2	38	.226	0	1	0	1	0
Total	3.67	4	1	18	11	0	0	0	49.0	37	23	20	14	27	3	1	3	201	.218	7	10	0	4	3



LEFT-HANDED PITCHER

HAIDEN LEFFEW 12

CLASS **Junior**
 HOMETOWN **Kannapolis, N.C.**
 PREVIOUS **Wake Forest**

BATS **RIGHT** THROWS **LEFT** HEIGHT **6'1"** WEIGHT **235**

NOTES

- Left-hander with collegiate experience in a variety of roles
- Nicknamed 'Bubba'
- Appeared in team-leading 27 games as sophomore at Wake Forest
- Spent two seasons as member of the Demon Deacons
- Two-time All-State honoree at South Rowan
- Set Rowan County record with 123 strikeouts in 2022
- Father, Mike, played football at Catawba

CAREER HIGHS

Innings Pitched: 5.0 // at North Carolina A&T, 2/27/24
 Runs Allowed: 5 (2x) // last at Appalachian State, 4/30/24
 Earned Runs Allowed: 5 (2x) // last at Appalachian State, 4/30/24
 Walks: 4 // at Virginia, 3/17/24
 Strikeouts: 8 // at UNCG, 2/20/24
 Pitches: 78 // at North Carolina A&T, 2/27/24

CAREER STATISTICS

YEAR	ERA	W	L	APP	GS	CG	SHO	SV	IP	H	R	ER	BB	SO	2B	3B	HR	BF	BAVG	WP	HBP	BK	SFA	SHA
2024	6.11	3	0	20	5	0	0	0	35.1	29	28	24	27	38	5	0	4	165	.225	8	6	1	3	0
2025	4.46	4	1	27	0	0	0	4	34.1	35	22	17	18	59	7	0	5	158	.263	4	3	0	3	1
2026	2.45	3	1	12	0	0	0	0	14.2	3	4	4	10	23	1	0	0	56	.070	3	2	0	0	1
Total	4.80	10	2	59	5	0	0	4	84.1	67	54	45	55	120	13	0	9	379	.220	15	11	1	6	2



LEFT-HANDED PITCHER

JACK MCKERNAN 19

CLASS **Freshman**
 HOMETOWN **Missouri City, Texas**
 HIGH SCHOOL **Ridge Point**

BATS
LEFT

THROWS
LEFT

HEIGHT
5'11"

WEIGHT
205

Innings Pitched: N/A
 Runs Allowed: N/A
 Earned Runs Allowed: N/A
 Walks: N/A
 Strikeouts: N/A
 Pitches: N/A

NOTES

- Decorated rookie southpaw who will compete for innings in high-leverage spots
- Will miss remainder of season due to elbow injury
- Listed as No. 21 impact freshman in SEC, according to D1Baseball
- Garnered District 21-6A MVP distinction following senior campaign
- Two-time All-District honoree at Ridge Point
- Earned spot on 2024 All-Greater Houston Team
- Grandfather, David Rowe, played in NFL for 12 years, winning Super Bowl XI

CAREER HIGHS



LEFT-HANDED PITCHER

CAL HIGGINS 27

CLASS **Graduate**
 HOMETOWN **Kearney, Neb.**
 PREVIOUS **Western Kentucky**

BATS
LEFT

THROWS
LEFT

HEIGHT
6'4"

WEIGHT
240

Innings Pitched: 4.0 (3x) // last vs. Jax State, 5/25/25
 Runs Allowed: 4 // at Austin Peay, 4/25/23
 Earned Runs Allowed: 4 // at Austin Peay, 4/25/23
 Walks: 3 // at Sam Houston, 4/14/24
 Strikeouts: 6 // vs. Illinois State, 2/14/25
 Pitches: 55 // at Louisiana Tech, 5/12/24

NOTES

- Former junior college walk-on who developed into one of top relievers in country
- Tabbed preseason First Team All-American by the NCBWA
- Selected to preseason watch list for Stopper of the Year Award
- Named 2025 ABCA/Rawlings Midwest All-Region Second Team pick
- Ranked fourth in ERA (1.87) among pitchers nationally (min. 40 inn.) last season
- Earned undergraduate degree from Western Kentucky
- Spent three years at Western Kentucky after one season at Iowa Western

DIVISION 1 CAREER HIGHS

DIVISION 1 CAREER STATISTICS

YEAR	ERA	W	L	APP	GS	CG	SHO	SV	IP	H	R	ER	BB	SO	2B	3B	HR	BF	BAVG	WP	HBP	BK	SFA	SHA
2023	9.58	0	2	18	4	0	0	0	20.2	24	23	22	13	22	7	0	3	106	.282	3	6	0	1	1
2024	3.18	3	0	22	0	0	0	0	34.0	26	13	12	14	29	2	1	3	142	.218	1	6	0	0	3
2025	1.87	3	2	22	0	0	0	6	43.1	28	12	9	11	52	7	0	2	169	.190	2	5	0	3	3
2026	6.48	0	1	9	0	0	0	0	8.1	12	6	6	7	11	2	0	2	46	.333	1	3	0	0	0
Total	4.15	6	5	71	4	0	0	6	106.1	90	54	49	45	114	18	1	10	463	.233	7	20	0	4	7



RIGHT-HANDED PITCHER

GRADY WESTPHAL 28

CLASS **Freshman**
 HOMETOWN **Leawood, Kan.**
 HIGH SCHOOL **Blue Valley**

BATS
RIGHT

THROWS
RIGHT

HEIGHT
6'2"

WEIGHT
200

Innings Pitched: N/A
 Runs Allowed: N/A
 Earned Runs Allowed: N/A
 Walks: N/A
 Strikeouts: N/A
 Pitches: N/A

NOTES

- Freshman right-handed pitcher who will compete for innings out of bullpen
- Slotted as No. 31 impact freshman in SEC, according to D1Baseball
- Two-time All-State and Eastern Kansas League Pitcher of the Year honoree
- Selected as 2024 Kansas 6A Pitcher of the Year
- Notched 6-1 ledger with 1.32 ERA during final campaign
- Set game (16), season (93) and career (229) records for strikeouts at Blue Valley
- Mother, Jennifer, played golf at Iowa

CAREER HIGHS

PITCHERS NOTES



RIGHT-HANDED PITCHER

KALEB ROGERS 30

CLASS **Freshman**
HOMETOWN **San Antonio, Texas**
HIGH SCHOOL **Reagan**

BATS
RIGHT

THROWS
RIGHT

HEIGHT
5'11"

WEIGHT
200

Innings Pitched: N/A
Runs Allowed: N/A
Earned Runs Allowed: N/A
Walks: N/A
Strikeouts: N/A
Pitches: N/A

NOTES

- Rookie righty who will compete for innings out of bullpen
- Garnered All-District distinction during final two campaigns at Reagan
- Two-time All-State honoree
- Set Reagan program record with 26 career wins
- Posted 11-0 ledger and 0.68 ERA as junior
- Guided Rattlers to four district titles

CAREER HIGHS



RIGHT-HANDED PITCHER

CONNOR McCREERY 33

CLASS **Senior**
HOMETOWN **Williston Park, N.Y.**
PREVIOUS **South Carolina**

BATS
RIGHT

THROWS
RIGHT

HEIGHT
6'6"

WEIGHT
235

Innings Pitched: 2.2 (2x) // last vs. LSU, 5/23/24
Runs Allowed: 4 // at Ole Miss, 3/16/24
Earned Runs Allowed: 4 // at Ole Miss, 3/16/24
Walks: 3 (2x) // last vs. LSU, 5/23/24
Strikeouts: 5 // at North Carolina, 4/9/24
Pitches: 50 // vs. LSU, 5/23/24

NOTES

- Tall and experienced right-handed reliever
- Teammates call him, 'Con Con'
- Battled through injuries in 2025 campaign
- Pitched for first time as Longhorn against Incarnate Word (2/25/25)
- Appeared in 23 contests across two years at South Carolina
- Father, Bill, played football at Northern Colorado
- Brother, William, played football at Tufts

CAREER HIGHS

CAREER STATISTICS

YEAR	ERA	W	L	APP	GS	CG	SHO	SV	IP	H	R	ER	BB	SO	2B	3B	HR	BF	BAVG	WP	HBP	BK	SFA	SHA
2023	6.00	0	0	4	0	0	0	0	3.0	3	2	2	4	2	1	0	0	15	.273	1	0	0	0	0
2024	4.37	3	1	19	0	0	0	1	22.2	16	18	11	15	25	1	0	2	102	.190	6	2	0	0	1
2025	18.00	0	0	3	0	0	0	0	1.0	0	4	2	5	0	0	0	0	9	.000	2	1	0	0	0
Total	5.06	3	1	26	0	0	0	1	26.2	19	24	15	24	27	2	0	2	126	.194	9	3	0	0	1



RIGHT-HANDED PITCHER

MICHAEL WINTER 34

CLASS **Freshman**
HOMETOWN **Prairie Village, Kan.**
HIGH SCHOOL **Shawnee Mission East**

BATS
RIGHT

THROWS
RIGHT

HEIGHT
6'5"

WEIGHT
240

Innings Pitched: 2.1 // vs. USC Upstate, 3/8/26
Runs Allowed: 4 // vs. Texas A&M-Corpus Christi, 4/14/26
Earned Runs Allowed: 4 // vs. Texas A&M-Corpus Christi, 4/14/26
Walks: 2 (2x) // last vs. Baylor, 2/28/26
Strikeouts: 3 // vs. USC Upstate, 3/8/26
Pitches: 32 // vs. USC Upstate, 3/8/26

NOTES

- Heralded freshman right-handed pitcher who will compete for innings in variety of roles
- Teammates call him 'Big Mike'
- Ranked No. 35 in freshman class, according to Perfect Game
- Garnered spot on Baseball America's National Freshman of the Year preseason watch list
- Tabbed to 2025 ABCA/Rawlings High School All-America First Team
- Named Prep Baseball Kansas Player of the Year and Kansas 6A Pitcher of the Year as senior
- Posted 7-0 mark with 0.11 ERA, 100 strikeouts and just four walks over 62 2/3 innings in 2025

CAREER HIGHS

CAREER STATISTICS

YEAR	ERA	W	L	APP	GS	CG	SHO	SV	IP	H	R	ER	BB	SO	2B	3B	HR	BF	BAVG	WP	HBP	BK	SFA	SHA
2026	6.75	1	0	8	2	0	0	1	8.0	11	7	6	6	9	2	0	0	40	.333	1	1	2	0	0
Total	6.75	1	0	8	2	0	0	1	8.0	11	7	6	6	9	2	0	0	40	.333	1	1	2	0	0

PITCHERS NOTES



RIGHT-HANDED PITCHER

SAM COZART 35

CLASS **Freshman**
 HOMETOWN **High Point, N.C.**
 HIGH SCHOOL **Wesleyan Christian**

BATS **RIGHT** THROWS **RIGHT** HEIGHT **6'6"** WEIGHT **260**

NOTES

- Physical rookie right-hander who will compete for innings in both rotation and bullpen
- Wears size 18 shoe and has custom-made cleats from KD 17, KD 18 and Kobe 8 basketball shoes
- In SEC play, ranks first in ERA (1.31) and WHIP (0.63)
- Lone freshman in SEC to earn pair of conference weekly honors this season
- Ranked No. 53 in freshman class, according to Perfect Game
- Totaled 19-1 mark with 1.97 ERA and 283 strikeouts over 170.1 innings across high school career
- Father, Craig, played baseball at UCF and previously served as head coach at High Point

CAREER HIGHS

Innings Pitched: 5.0 // vs. Houston Christian, 3/3/26
 Runs Allowed: 3 // last at Texas State, 3/10/26
 Earned Runs Allowed: 3 // last at Texas State, 3/10/26
 Walks: 3 // vs. UTRGV, 2/24/26
 Strikeouts: 8 // vs. UTRGV, 2/24/26
 Pitches: 74 // at Texas State, 3/10/26

CAREER STATISTICS

YEAR	ERA	W	L	APP	GS	CG	SHO	SV	IP	H	R	ER	BB	SO	2B	3B	HR	BF	BAVG	WP	HBP	BK	SFA	SHA
2026	1.83	6	0	15	3	0	0	6	39.1	16	9	8	9	57	5	0	3	146	.119	2	3	1	0	0
Total	1.83	6	0	15	3	0	0	6	39.1	16	9	8	9	57	5	0	3	146	.119	2	3	1	0	0



RIGHT-HANDED PITCHER

MAX GRUBBS 38

CLASS **Senior**
 HOMETOWN **Arlington, Texas**
 HIGH SCHOOL **Martin**

BATS **RIGHT** THROWS **RIGHT** HEIGHT **6'1"** WEIGHT **220**

NOTES

- Talented right-hander who can start or pitch out of the bullpen in high-leverage spots
- Appeared in team-best 18 games
- Tabbed to preseason watch list for Stopper of the Year Award
- Landed at No. 4 on SportsCenter's Top 10 plays for catch vs. Auburn on April 17, 2025
- Named a 2024 All-Big 12 Honorable Mention selection
- Father, Travis, played golf at TCU
- Brother, Mason, plays college volleyball at Orange Coast College

CAREER HIGHS

Innings Pitched: 7.0 // vs. Baylor, 3/24/24
 Runs Allowed: 5 (3x) // last at Oklahoma, 4/26/24
 Earned Runs Allowed: 5 (2x) // last at Houston, 4/12/24
 Walks: 3 (2x) // last at Arkansas, 5/3/25
 Strikeouts: 6 // at Kentucky, 4/11/25
 Pitches: 105 // at UCF, 5/10/24

CAREER STATISTICS

YEAR	ERA	W	L	APP	GS	CG	SHO	SV	IP	H	R	ER	BB	SO	2B	3B	HR	BF	BAVG	WP	HBP	BK	SFA	SHA
2023	9.35	1	0	8	0	0	0	0	8.2	13	11	9	3	6	5	0	1	45	.325	1	2	0	0	0
2024	3.67	6	4	18	12	0	0	0	73.2	78	39	30	18	50	8	2	8	323	.270	8	6	0	4	6
2025	2.84	6	2	22	1	0	0	5	57.0	50	22	18	14	61	6	0	8	233	.238	2	5	0	1	3
2026	4.67	2	0	18	1	0	0	0	27.0	28	18	14	11	26	6	0	4	118	.269	4	1	0	1	1
Total	3.84	15	6	66	14	0	0	5	166.1	169	90	71	46	143	25	2	21	719	.263	15	14	0	6	10



RIGHT-HANDED PITCHER

CODY HOWARD 41

CLASS **Redshirt Senior**
 HOMETOWN **The Woodlands, Texas**
 PREVIOUS **Baylor**

BATS **RIGHT** THROWS **RIGHT** HEIGHT **6'1"** WEIGHT **210**

NOTES

- Seasoned right-handed pitcher who has pitched in variety of roles
- Earned undergraduate degree in applied movement science at Texas
- Landed on 2025 Spring SEC Academic Honor Roll
- Recorded scoreless outings in six of final seven appearances last season
- Registered first career win with two shutout frames vs. North Dakota State on March 15, 2023
- Made collegiate debut against Manhattan on March 12, 2023
- Spent freshman year at Baylor, redshirting to preserve eligibility

CAREER HIGHS

Innings Pitched: 5.0 // vs. Cal Poly, 2/25/24
 Runs Allowed: 7 // vs. Sam Houston, 4/30/24
 Earned Runs Allowed: 7 // vs. Sam Houston, 4/30/24
 Walks: 5 // vs. Sam Houston, 4/30/24
 Strikeouts: 3 (7x) // last at Arkansas, 5/1/25
 Pitches: 88 // vs. Vanderbilt, 3/3/24

CAREER STATISTICS

YEAR	ERA	W	L	APP	GS	CG	SHO	SV	IP	H	R	ER	BB	SO	2B	3B	HR	BF	BAVG	WP	HBP	BK	SFA	SHA
2023	4.00	1	0	8	0	0	0	0	9.0	10	4	4	7	12	2	0	0	44	.270	1	0	0	0	0
2024	10.36	2	2	11	4	0	0	0	24.1	33	29	28	21	17	5	0	6	126	.347	5	5	0	2	3
2025	5.02	1	0	9	0	0	0	0	14.1	10	8	8	12	13	0	0	1	66	.196	3	3	0	0	0
2026	6.00	0	0	3	0	0	0	0	3.0	1	2	2	1	1	0	0	0	11	.100	0	0	0	0	0
Total	7.46	4	2	31	4	0	0	0	50.2	54	43	42	41	43	7	0	7	247	.280	9	8	0	2	3



RIGHT-HANDED PITCHER
THOMAS BURNS 45

CLASS **Sophomore**
HOMETOWN **Hortonville, Wis.**
PREVIOUS **Arizona State**

BATS
RIGHT

THROWS
RIGHT

HEIGHT
6'3"

WEIGHT
230

NOTES

- Hard-throwing right-hander who will be used in key spots
- Nicknamed 'Burnsy' and 'Polar Bear'
- Tossed season-long 3.1 innings at Vanderbilt on April 25, 2026
- Tabbed to preseason watch list for Stopper of the Year Award
- Named Third Team preseason All-American by Baseball America
- Secured first career save against Dartmouth on Feb. 21, 2025
- Made six starts before season-ending injury in lone season at Arizona State

CAREER HIGHS

Innings Pitched: 7.0 // at Arizona, 3/15/24
Runs Allowed: 5 (2x) // last at Arkansas, 5/3/25
Earned Runs Allowed: 5 (2x) // last at Arkansas, 5/3/25
Walks: 9 // vs. Oregon, 3/8/24
Strikeouts: 8 (2x) // last vs. Oregon, 3/8/24
Pitches: 118 // at Arizona, 3/15/24

CAREER STATISTICS

YEAR	ERA	W	L	APP	GS	CG	SHO	SV	IP	H	R	ER	BB	SO	2B	3B	HR	BF	BAVG	WP	HBP	BK	SFA	SHA
2024	4.75	1	1	6	6	0	0	0	30.1	23	16	16	24	39	4	0	7	137	.213	2	3	1	2	0
2025	3.71	1	2	19	0	0	0	4	26.2	17	13	11	16	40	4	0	4	114	.185	0	3	0	2	1
2026	4.70	0	0	14	0	0	0	3	15.1	8	9	8	12	30	0	0	1	69	.145	2	2	0	0	0
Total	4.35	2	3	39	6	0	0	7	72.1	48	38	35	52	109	8	0	12	320	.188	4	8	1	4	1



LEFT-HANDED PITCHER
ETHAN WALKER 46

CLASS **Redshirt Junior**
HOMETOWN **Ashburn, Va.**
PREVIOUS **Walters State**

BATS
LEFT

THROWS
LEFT

HEIGHT
6'0"

WEIGHT
200

NOTES

- Deceptive and funky left-handed pitcher who will compete to pitch in situational spots
- Nicknamed 'EWalk'
- Notched co-team-high 17 appearances
- Drew first career start in SEC Tournament against Tennessee on May 22, 2025
- Collected first Division I win vs. Lamar on May 6, 2025
- Made Texas debut against UTRGV on April 15, 2025
- Spent two years at Walters State, redshirting 2023 campaign to preserve eligibility

DIVISION 1 CAREER HIGHS

Innings Pitched: 4.1 // vs. Tennessee, 5/22/25
Runs Allowed: 4 // at UTSA, 6/1/25
Earned Runs Allowed: 4 // at UTSA, 6/1/25
Walks: 2 // last at Texas State, 3/10/26
Strikeouts: 3 (3x) // last vs. USC Upstate, 3/7/26
Pitches: 32 (2x) // last vs. Ole Miss, 3/14/26

DIVISION 1 CAREER STATISTICS

YEAR	ERA	W	L	APP	GS	CG	SHO	SV	IP	H	R	ER	BB	SO	2B	3B	HR	BF	BAVG	WP	HBP	BK	SFA	SHA
2025	4.40	1	0	10	2	0	0	0	14.1	10	10	7	2	12	1	0	0	59	.196	0	6	0	0	0
2026	2.19	1	1	17	0	0	0	0	12.1	14	5	3	3	11	4	0	0	54	.292	1	1	0	1	1
Total	3.37	2	1	27	2	0	0	0	26.2	24	15	10	5	23	5	0	0	113	.242	1	7	0	1	1



RIGHT-HANDED PITCHER
HUDSON HAMILTON 48

CLASS **Junior**
HOMETOWN **Spring, Texas**
HIGH SCHOOL **Grand Oaks**

BATS
RIGHT

THROWS
RIGHT

HEIGHT
6'1"

WEIGHT
225

NOTES

- Right-hander with collegiate experience
- Teammates call him 'Hundo P' and 'Huddy'
- Earned first career win vs. Incarnate Word on April 7, 2026
- Drew first start of season against Tarleton State on March 17, 2026
- Logged first career start as opener in NCAA Austin Regional vs. UTSA on June 1, 2025
- Collected first career save in victory over Lamar on May 6, 2025
- Garnered All-District honors at Grand Oaks

CAREER HIGHS

Innings Pitched: 4.1 // at Kansas State, 3/28/24
Runs Allowed: 5 // at Kansas State, 3/28/24
Earned Runs Allowed: 5 // at Kansas State, 3/28/24
Walks: 2 // at Arkansas, 5/2/25
Strikeouts: 4 (2x) // last vs. Texas A&M-Corpus Christi, 4/14/26
Pitches: 75 // at Kansas State, 3/28/24

CAREER STATISTICS

YEAR	ERA	W	L	APP	GS	CG	SHO	SV	IP	H	R	ER	BB	SO	2B	3B	HR	BF	BAVG	WP	HBP	BK	SFA	SHA
2024	5.40	0	0	11	0	0	0	0	16.2	22	12	10	7	14	6	0	5	78	.319	2	0	0	2	0
2025	3.45	0	1	9	1	0	0	2	15.2	9	6	6	7	16	1	0	2	63	.164	2	1	0	0	0
2026	5.84	2	0	9	1	0	0	1	12.1	13	10	8	5	17	4	0	2	54	.271	1	1	0	0	0
Total	4.84	2	1	29	2	0	0	3	44.2	44	28	24	19	47	11	0	9	195	.256	5	2	0	2	0



RIGHT-HANDED PITCHER

JACK PARIS 55

CLASS **Freshman**
 HOMETOWN **Houston, Texas**
 HIGH SCHOOL **The Kinkaid**

BATS
RIGHT

THROWS
RIGHT

HEIGHT
6'2"


WEIGHT
230

NOTES

- Rookie right-handed pitcher who will compete for innings out of bullpen
- Nicknamed 'Big Red'
- Named 2025 Houston Private School Pitcher of the Year
- Posted 8-0 ledger and 0.64 ERA as senior at The Kinkaid
- Guided Falcons to pair of state titles
- Father, David, played baseball at Texas from 1994-95

CAREER HIGHS

Innings Pitched: N/A
 Runs Allowed: N/A
 Earned Runs Allowed: N/A
 Walks: N/A
 Strikeouts: N/A
 Pitches: N/A



RIGHT-HANDED PITCHER

BRODY WALLS 67

CLASS **Freshman**
 HOMETOWN **McKinney, Texas**
 HIGH SCHOOL **McKinney Boyd**

BATS
RIGHT

THROWS
RIGHT

HEIGHT
6'0"

WEIGHT
200

NOTES

- Former two-way player who will be key-inning reliever
- Ranked as No. 27 impact freshman in SEC, according to D1Baseball
- Two-time All-District honoree at McKinney Boyd
- Earned 2024 Perfect Game All-American recognition
- Set school single-game strikeout record with 17 punchouts
- Helped guide Broncos to 2024 Bi-District title
- Father, Chris, played football at Southeastern Oklahoma State

CAREER HIGHS

Innings Pitched: 3.2 // at Texas A&M, 4/11/26
 Runs Allowed: 3 // vs. USC Upstate, 3/7/26
 Earned Runs Allowed: 3 // vs. USC Upstate, 3/7/26
 Walks: 2 // vs. USC Upstate, 3/7/26
 Strikeouts: 4 (2x) // last at South Carolina, 4/2/26
 Pitches: 58 // at South Carolina, 4/2/26

CAREER STATISTICS

YEAR	ERA	W	L	APP	GS	CG	SHO	SV	IP	H	R	ER	BB	SO	2B	3B	HR	BF	BAVG	WP	HBP	BK	SFA	SHA
2026	6.38	1	0	11	0	0	0	0	18.1	15	14	13	6	22	3	1	3	82	.211	0	5	0	0	0
Total	6.38	1	0	11	0	0	0	0	18.1	15	14	13	6	22	3	1	3	82	.211	0	5	0	0	0



RIGHT-HANDED PITCHER

COOPER RUMMEL 80

CLASS **Freshman**
 HOMETOWN **Austin, Texas**
 HIGH SCHOOL **Dripping Springs**

BATS
RIGHT

THROWS
RIGHT

HEIGHT
6'2"

WEIGHT
235

NOTES

- Local standout at nearby Dripping Springs who grew up as diehard Longhorn fan
- Selected to THSCA Super Elite Team on two occasions
- Two-time District Pitcher of the Year
- Garnered All-Central Texas honors twice
- Named 2024 Perfect Game All-American
- Tabbed First Team All-State selection as junior
- Notched 9-1 ledger and 0.87 ERA in 2024

CAREER HIGHS

Innings Pitched: N/A
 Runs Allowed: N/A
 Earned Runs Allowed: N/A
 Walks: N/A
 Strikeouts: N/A
 Pitches: N/A



RIGHT-HANDED PITCHER

BRETT CROSSLAND 88

CLASS **Freshman**
HOMETOWN **Phoenix, Ariz.**
HIGH SCHOOL **Corona del Sol**

BATS
RIGHT

THROWS
RIGHT

HEIGHT
6'5"

WEIGHT
255

NOTES

- Highly-touted rookie right-hander who will be key-inning reliever
- Notched co-team-high 17 appearances
- Earned spot on Baseball America's National Freshman of the Year preseason watch list
- Ranked No. 89 in freshman class, according to Perfect Game
- Selected as 2025 MaxPreps Arizona Pitcher of the Year
- Named to MaxPreps All-America Second Team following final campaign
- Totaled 9-2 mark with 2.09 ERA and tossed three no-hitters as senior

CAREER HIGHS

Innings Pitched: 2.1 // vs. Oklahoma, 3/28/26
Runs Allowed: 1 (3x) // last at Texas A&M, 4/10/26
Earned Runs Allowed: 1 (3x) // last at Texas A&M, 4/10/26
Walks: 2 // at Texas A&M, 4/10/26
Strikeouts: 4 (2x) // last vs. Oklahoma, 3/28/26
Pitches: 38 // vs. Oklahoma, 3/28/26

CAREER STATISTICS

YEAR	ERA	W	L	APP	GS	CG	SHO	SV	IP	H	R	ER	BB	SO	2B	3B	HR	BF	BAVG	WP	HBP	BK	SFA	SHA
2026	2.04	1	1	17	0	0	0	0	17.2	12	4	4	8	26	2	0	2	78	.185	2	4	0	1	0
Total	2.04	1	1	17	0	0	0	0	17.2	12	4	4	8	26	2	0	2	78	.185	2	4	0	1	0



RIGHT-HANDED PITCHER

JAYDN FURGASON 95

CLASS **Freshman**
HOMETOWN **St. Louis, Mo.**
HIGH SCHOOL **St. John Vianney**

BATS
RIGHT

THROWS
RIGHT

HEIGHT
6'1"

WEIGHT
195

NOTES

- Freshman righty who will compete for innings out of bullpen
- Nicknamed 'Furg'
- Three-time All-Conference First Team selection at St. John Vianney
- Sideline during final campaign due to injury
- Mounted 2.24 ERA as junior
- Matched program's single-season record with eight saves in 2023

CAREER HIGHS

Innings Pitched: N/A
Runs Allowed: N/A
Earned Runs Allowed: N/A
Walks: N/A
Strikeouts: N/A
Pitches: N/A

FRIDAY STARTING PITCHER



LEFT-HANDED PITCHER

DYLAN VOLANTIS 99

CLASS Sophomore
HOMETOWN Thousand Oaks, Calif.
HIGH SCHOOL Westlake

BATS LEFT

THROWS LEFT

HEIGHT 6'6"

WEIGHT 220

CAREER HIGHS

Innings Pitched: 7.0 (2x) // last vs. Michigan State, 2/22/26
 Runs Allowed: 4 // vs. Oklahoma, 3/28/26
 Earned Runs Allowed: 4 // vs. Oklahoma, 3/28/26
 Walks: 4 // at Auburn, 3/22/26
 Strikeouts: 12 // vs. Alabama, 4/17/26
 Pitches: 102 // vs. Ole Miss, 3/15/26

BIO

Career Honors & Accolades

- 2025 Baseball America National Freshman of the Year
- 2025 NCBWA Freshman Pitcher of the Year
- 2025 SEC Freshman of the Year
- 2025 ABCA/Rawlings All-America, First Team
- 2025 Baseball America All-America, First Team
- 2025 D1Baseball All-America, First Team
- 2025 NCBWA All-America, First Team
- 2025 ABCA/Rawlings Freshman All-America, First Team
- 2025 Baseball Freshman America All-America, First Team
- 2025 D1Baseball Freshman All-America, First Team
- 2025 NCBWA Freshman All-America, First Team
- 2025 Perfect Game Freshman All-America, First Team
- 2025 ABCA/Rawlings NCAA Div. 1 All-Region, First Team
- 2025 All-SEC, First Team
- 2025 Freshman All-SEC Team
- 2024-25 First-Year SEC Academic Honor Roll

2025 (Freshman)

Made team-high 23 appearances, including one start
 Led rookies nationally in WHIP (0.88) and saves (12)
 Ranked second among freshmen in ERA (1.94) and B/AVG (.185)
 Paced Longhorns ERA, WHIP, saves, strikeouts (74) and B/AVG
 Set SEC record for most saves (11) by freshman in conference play
 Tossed 4.2 scoreless to log first career win against Dartmouth (2/23)
 Recorded final nine outs to earn first career save vs. Texas Tech (3/1)
 Mounted season-long 5.1 innings in first career start against Santa Clara (3/9)
 Struck out season-best eight across four scoreless frames in 4-3 victory over Georgia (4/6)
 Registered four punchouts in six-out save vs. Auburn (4/17)
 Notched record-breaking 11th save in SEC action against Florida (5/10)

High School

Earned three varsity letters at Westlake High School
 Two-time All-Marmonte League selection
 Tabbed 2024 All-Marmonte League Pitcher of the Year
 Garnered All-Ventura County honors as senior
 Set Ventura County record with 0.33 ERA during final campaign
 Became all-time Westlake strikeout leader with 200 punchouts
 Guided Warriors to league, regional and state titles across illustrious career

Personal

Parents are Jim and Sandra Volantis
 Has one older sister, Aleah
 Intends to major in communication & leadership

CAREER GAME-BY-GAME

Date	OPPONENT	GS	IP	H	R	ER	BB	SO	W	L	SV	ERA	NP
2/16/2025	Oklahoma State	2.0	2	2	2	2	2	4	0	0	0	9.00	46
2/23/2025	Dartmouth	4.2	1	0	0	0	0	4	1	0	0	0.00	42
3/1/2025	vs. Texas Tech	3.0	4	2	0	0	0	5	0	0	1	0.00	45
3/9/2025	Santa Clara *	5.1	4	1	1	1	1	3	1	0	0	1.69	66
3/14/2025	@Mississippi State	0.1	1	0	0	0	0	0	0	0	1	0.00	5
3/16/2025	@Mississippi State	1.0	2	0	0	0	0	0	0	0	1	0.00	17
3/22/2025	LSU	1.1	0	0	0	0	0	2	0	0	1	0.00	12
3/23/2025	LSU	3.1	0	0	0	0	1	5	0	0	1	0.00	40
3/29/2025	@Missouri	2.0	2	0	0	0	0	4	0	0	1	0.00	25
4/4/2025	Georgia	1.1	1	0	0	0	0	1	0	0	1	0.00	8
4/6/2025	Georgia	4.0	1	0	0	0	1	8	1	0	0	0.00	65
4/11/2025	@Kentucky	1.0	0	0	0	0	0	1	0	0	1	0.00	11
4/12/2025	@Kentucky	2.0	1	1	1	1	0	3	0	0	0	4.50	29
4/17/2025	Auburn	2.0	0	0	0	0	0	4	0	0	1	0.00	20
4/18/2025	Auburn	1.0	1	0	0	0	0	2	0	0	0	0.00	22
4/25/2025	Texas A&M	1.2	2	0	0	0	1	5	0	0	1	0.00	40
4/26/2025	Texas A&M	0.2	0	0	0	0	0	1	0	0	1	0.00	8
5/3/2025	@Arkansas	2.1	4	3	3	2	4	0	0	0	0	11.57	53
5/10/2025	Florida	2.1	0	0	0	0	1	5	0	0	1	0.00	37
5/15/2025	@Oklahoma	2.0	1	1	1	1	2	3	1	0	0	4.50	47
5/22/2025	Tennessee	2.0	2	2	2	1	4	0	1	0	0	9.00	29
5/31/2025	UTSA	3.0	3	1	1	0	4	0	0	0	0	3.00	35
6/1/2025	UTSA	2.2	1	0	0	0	0	2	0	0	0	0.00	25
2/15/2026	UC Davis	* 7.0	1	1	0	1	8	1	0	0	0	0.00	78
2/22/2026	Michigan State	* 7.0	5	0	0	1	9	1	0	0	0	0.00	91
3/1/2026	Ohio State^	* 4.2	2	1	1	3	8	0	0	0	0	1.93	91
3/8/2026	USC Upstate	* 4.2	6	3	3	2	4	0	0	0	0	5.79	78
3/15/2026	Ole Miss	* 6.0	5	1	1	1	11	1	0	0	0	1.50	102
3/22/2026	@Auburn	* 4.0	3	0	0	4	4	0	0	0	0	0.00	94
3/28/2026	Oklahoma	* 5.2	9	4	4	2	7	0	0	0	0	6.35	100
4/4/2026	@South Carolina	* 5.2	2	1	1	1	6	1	0	0	0	1.59	70
4/17/2026	Alabama	* 6.0	4	2	2	1	12	1	0	0	0	3.00	91
4/24/2026	@Vanderbilt	* 6.0	4	1	1	1	11	1	0	0	0	1.50	87

CAREER STATISTICS

YEAR	ERA	W	L	APP	GS	CG	SHO	SV	IP	H	R	ER	BB	SO	2B	3B	HR	BF	BAVG	WP	HBP	BK	SFA	SHA
2025	1.94	4	1	23	1	0	0	12	51.0	33	13	11	12	74	4	0	3	197	.185	0	4	0	0	3
2026	2.06	6	0	10	10	0	0	0	56.2	41	14	13	17	80	7	0	1	233	.193	3	3	0	0	1
Total	2.01	10	1	33	11	0	0	12	107.2	74	27	24	29	154	11	0	4	430	.190	3	7	0	0	4

SATURDAY STARTING PITCHER



RIGHT-HANDED PITCHER
RUGER
RIOJAS 13

CLASS Senior
HOMETOWN Wimberley, Texas
PREVIOUS UTSA

BATS
RIGHT

THROWS
RIGHT

HEIGHT
6'0"

WEIGHT
195

CAREER HIGHS

Innings Pitched: 7.1 // at Kansas State, 6/1/25
 Runs Allowed: 9 // at Arkansas, 5/1/25
 Earned Runs Allowed: 9 // at Arkansas, 5/1/25
 Walks: 4 (2x) // last vs. Florida, 5/9/25
 Strikeouts: 12 // vs. USC Upstate, 3/6/26
 Pitches: 119 // at Kansas State, 6/1/25

BIO

Career Honors & Accolades

2024 AAC All-Conference, Second Team
 2023 C-USA All-Conference, Freshman Team
 2023 C-USA Academic Honor Roll

2025 (Junior)

Pitched in 18 contests, earning 10 starts
 Logged team-best nine wins
 Posted 5.61 ERA across 69 innings
 Earned first victory as Longhorn against Dartmouth (2/21)
 Collected career-best 10 strikeouts across seven shutout frames at Missouri (3/29)
 Threw 5.2 scoreless in 2-1 win over Texas A&M (4/25)
 Tossed career-long 7.1 innings against Kansas State (6/1)

2024 (Sophomore – UTSA)

Made team-leading 26 games, including one start
 Paced Roadrunners in wins (10), ERA (3.25), saves (7) and strikeouts (75)
 Held opposing hitters to .256 average over 69.1 innings
 Struck out six and tossed season-long 5.2 frames in one start to earn victory vs. UT Arlington (2/17)
 Notched first career save after pitching the final three innings against Houston (2/27)
 Tossed 3.1 scoreless in 5-4 win at Texas A&M-Corpus Christi (3/9)
 Recorded four strikeouts in three-inning save vs. East Carolina (3/22)
 Registered season-best seven punchouts over 4.2 innings at Tulane (3/28)
 Totaled four scoreless innings, striking out four batters in 14-4 victory over Charlotte (4/6)

2023 (Freshman – UTSA)

Appeared in 20 contests and made one start
 Posted 5-0 ledger with 4.11 ERA
 Tallied 11 walks and 57 strikeouts across 46 innings
 Pitched three shutdown innings in collegiate debut vs. Tarleton State (2/19)
 Earned first collegiate victory against Saint Mary's (2/25)
 Punched out six batters in three scoreless vs. Incarnate Word (3/1)
 Racked up 2.2 innings without allowing a run at UTRGV (3/21)
 Collected season-high seven strikeouts over three frames against Texas State (4/18)
 Tossed 3.1 innings in 11-6 win over Rice (5/6)

High School

Two-year letterman at Wimberley High School
 Two-time All-State selection
 Notched 1.28 ERA as senior
 Helped lead Texans to back-to-back bi-district titles

Personal

Son of Brandon and Kimberley Riojas
 Has one sister, Raichle
 Cousin, Christopher, played baseball at Concordia
 Intends to major in physical culture & sports

CAREER GAME-BY-GAME

Date	OPPONENT	GS	IP	H	R	ER	BB	SO	W	L	SV	ERA	NP
2/19/2023	Tarleton State	3.0	2	0	0	0	1	2	0	0	0	0.00	50
2/25/2023	St. Mary's (CA)	2.2	3	3	3	3	0	2	1	0	0	10.13	47
3/1/2023	UIW	3.0	1	0	0	0	1	6	0	0	0	0.00	44
3/7/2023	at Texas State	1.0	0	0	0	1	3	0	0	0	0	0.00	23
3/12/2023	Texas A&M-CC	2.0	1	0	0	0	1	1	1	0	0	0.00	31
3/21/2023	@UTRGV	2.2	2	0	0	1	5	0	0	0	0	0.00	49
3/26/2023	@Rice	3.2	3	2	2	2	0	2	0	0	0	4.91	57
4/1/2023	Western Kentucky	3.0	4	2	2	0	1	1	0	0	0	6.00	55
4/4/2023	@UIW	1.0	1	0	0	0	0	1	0	0	0	0.00	13
4/6/2023	@Charlotte	2.0	3	3	3	3	0	3	0	0	0	13.50	38
4/11/2023	@Texas A&M	2.0	1	0	0	0	1	0	0	0	0	0.00	29
4/18/2023	Texas State	3.0	1	0	0	1	7	0	0	0	0	0.00	55
4/22/2023	@FIU	3.1	6	3	3	3	0	5	1	0	0	8.10	55
4/25/2023	Houston Christian	1.0	4	2	2	2	0	2	0	0	0	18.00	25
4/29/2023	@Auburn	2.2	3	1	1	3	4	0	0	0	0	3.38	56
5/7/2023	Rice	3.1	5	0	0	1	3	1	0	0	0	0.00	70
5/12/2023	Dallas Baptist	2.2	3	3	3	1	4	0	0	0	0	10.13	52
5/16/2023	@Abilene Christian *	2.0	2	2	2	2	0	2	0	0	0	9.00	30
5/20/2023	@Louisiana Tech	1.1	1	0	0	0	1	0	0	0	0	0.00	20
5/25/2023	Charlotte	0.2	0	0	0	0	0	2	0	0	0	0.00	8
2/17/2024	UT Arlington *	5.2	7	2	2	2	0	6	1	0	0	3.18	90
2/23/2024	Stephen F. Austin	2.2	1	0	0	1	3	1	0	0	0	0.00	44
2/27/2024	@Houston	3.0	1	0	0	1	2	0	0	1	0	0.00	45
3/3/2024	Grand Canyon	4.0	3	1	1	0	5	1	0	0	0	2.25	56
3/8/2024	@Texas A&M-CC	2.1	2	0	0	1	2	0	0	0	0	0.00	38
3/9/2024	@Texas A&M-CC	3.1	4	0	0	0	3	1	0	0	0	0.00	52
3/16/2024	Northwestern	3.1	5	3	2	1	3	0	0	0	0	5.40	55
3/22/2024	East Carolina	3.0	1	1	0	1	4	0	0	1	0	0.00	41
3/24/2024	East Carolina	2.0	1	0	0	0	2	0	0	1	0	0.00	24
3/26/2024	@Baylor	1.0	0	0	0	0	2	0	0	1	0	0.00	19
3/28/2024	@Tulane	4.2	3	2	2	0	7	1	0	0	0	3.86	73
4/2/2024	@Incarnate Word	2.0	1	1	1	1	2	2	0	0	1	4.50	37
4/6/2024	Charlotte	4.0	2	0	0	2	4	1	0	0	0	0.00	56
4/9/2024	@Texas A&M	2.0	1	0	0	0	1	0	0	0	0	0.00	20
4/12/2024	@Memphis	2.1	4	3	2	1	3	1	0	0	0	7.71	50
4/16/2024	Texas A&M-CC	1.2	0	0	0	0	2	0	0	1	0	0.00	29
4/19/2024	Auburn	3.2	7	4	4	2	3	0	1	0	0	9.82	71
4/26/2024	@Rice	1.2	3	1	1	0	2	0	1	0	0	5.40	21
4/30/2024	Texas State	3.1	4	3	3	2	5	0	0	0	0	8.10	60
5/3/2024	Wichita State	1.2	4	2	2	1	1	1	0	0	0	10.80	42
5/4/2024	Wichita State	0.0	3	3	3	0	0	0	1	0	0	0.00	10
5/10/2024	South Florida	0.2	0	0	0	0	1	0	0	1	0	0.00	9
5/12/2024	South Florida	3.2	4	1	0	1	4	1	0	0	0	0.00	65
5/17/2024	@Florida Atlantic	3.0	2	0	0	1	3	1	0	0	0	0.00	42
5/21/2024	Charlotte	1.2	2	1	1	0	2	0	0	0	0	5.40	33
5/22/2024	Florida Atlantic	3.0	3	1	1	1	3	0	0	0	0	3.00	40
2/14/2025	vs. Louisville	2.2	3	2	2	0	4	0	0	0	0	6.75	39
2/21/2025	Dartmouth	3.0	4	2	2	0	3	1	0	0	0	6.00	41
2/25/2025	Incarnate Word	2.0	0	0	0	0	2	0	0	0	0	0.00	15
2/28/2025	Washington	0.1	2	1	1	1	0	0	0	0	0	27.00	16
3/4/2025	Texas A&M-CC	1.2	0	0	0	0	2	1	0	0	0	0.00	17
3/8/2025	Santa Clara	4.2	3	2	2	3	3	1	0	0	0	3.86	87
3/16/2025	@Mississippi State	2.0	2	1	1	1	1	1	0	0	0	4.50	25
3/18/2025	UTSA	4.0	3	1	1	0	5	0	1	0	0	2.25	56
3/23/2025	LSU	* 5.2	7	2	2	1	6	1	0	0	0	3.18	87
3/29/2025	@Missouri	* 7.0	2	0	0	0	0	10	1	0	0	0.00	90
4/6/2025	Georgia	* 6.0	3	3	3	4	7	0	0	0	0	4.50	89
4/13/2025	@Kentucky	* 6.2	9	3	3	2	3	1	0	0	0	4.05	114
4/19/2025	Auburn	* 3.0	2	1	1	0	2	0	0	0	0	3.00	38
4/25/2025	Texas A&M	* 5.2	5	0	0	0	3	1	0	0	0	0.00	89
5/1/2025	@Arkansas	* 3.2	7	9	9	1	4	0	1	0	0	22.09	67
5/9/2025	Florida	* 0.1	3	6	6	4	1	0	1	0	0	162.00	35
5/16/2025	@Oklahoma	* 3.1	7	5	3	2	0	0	0	0	0	8.10	65
6/1/2025	vs. Kansas State	* 7.1	6	7	7	2	6	1	0	0	0	8.59	119
2/13/2026	UC Davis	* 5.0	3	1	1	1	9	1	0	0	0	1.80	78
2/20/2026	Michigan State	* 6.0	3	1	1	1	10	1	0	0	0	1.50	83
2/27/2026	Coastal Carolina^	* 5.0	1	0	0	1	11	1	0	0	0	0.00	71
3/6/2026	USC Upstate	* 6.0	4	1	1	0	12	1	0	0	0	1.50	80
3/13/2026	Ole Miss	* 4.1	6	3	3	1	8	0	0	0	0	6.23	85
3/20/2026	@Auburn	* 6.1	5	1	1	1	6	0	0	0	0	1.42	99
3/26/2026	Oklahoma	* 7.0	6	0	0	2	8	1	0	0	0	0.00	105
4/2/2026	@South Carolina	* 3.0	8	6	6	2	4	0	1	0	0	18.00	58
4/10/2026	@Texas A&M	* 5.0	5	5	5	2	4	0	1	0	0	9.00	83
4/18/2026	Alabama	* 5.0	3	1	1	1	11	0	0	0	0	1.80	99
4/25/2026	@Vanderbilt	* 3.0	8	5	5	0	6	0	1	0	0	15.00	64

CAREER STATISTICS

YEAR	ERA	W	L	APP	GS	CG	SHO	SV	IP	H	R	ER	BB	SO	2B	3B	HR	BF	BAVG	WP	HBP	BK	SFA	SHA
2023	4.11	5	0	20	1	0	0	0	46.0	46	21	21	11	57	10	1	7	199	.256	2	4	2	1	2
2024	3.25	10	3	26	1	0	0	7	69.1	68	29	25	18	75	9	1	8	290	.254	0	1	0	3	2
2025	5.61	9	3	18	10	0	0	0	69.0	68	45	43	21	62	11	0	12	300	.257	3	11	0	0	3
2026	3.88	5	2	11	11	1	1	0	55.2	52	24	24	12	89	16	5	3	231	.242	2	2	0	0	2
Total	4.24	29	8	75	23	1	1	7	240.0	234	119	113	62	283	46	7	30	1020	.247	7	18	2	4	9

SUNDAY STARTING PITCHER



LEFT-HANDED PITCHER

LUKE HARRISON 53

CLASS Graduate
HOMETOWN Friendswood, Texas
HIGH SCHOOL Lutheran South Academy

BATS
LEFT

THROWS
LEFT

HEIGHT
6'2"

WEIGHT
220

CAREER HIGHS

Innings Pitched: 7.0 (3x) // last vs. Alabama, 4/19/26
 Runs Allowed: 8 // at Texas A&M, 4/11/26
 Earned Runs Allowed: 8 // at Texas A&M, 4/11/26
 Walks: 5 // vs. Baylor, 2/28/26
 Strikeouts: 10 // vs. Alabama, 4/19/26
 Pitches: 106 // vs. Alabama, 4/19/26

BIO

Career Honors & Accolades

2025 ABCA/Rawlings Central All-Region, Second Team
 2025 Spring SEC Academic Honor Roll

2025 (Redshirt Junior)

Drew team-best 15 starts
 Mounted 5-1 mark with 3.06 ERA
 Totaled 24 walks and 72 strikeouts over team-high 70.2 innings
 Three season-long 6.1 scoreless in season debut vs. Ole Miss (2/15)
 Struck out seven across five innings of one-run baseball against Texas Tech (3/1)
 Collected season-high nine strikeouts in 7-4 victory over Georgia (4/5)
 Tossed six frames and yielded one run on four hits in winning effort vs. Texas A&M (4/26)
 Awarded win after allowing one run in six innings at Oklahoma (5/17)

2024 (Redshirt Sophomore)

Appeared in 13 games, earning one start
 Notched 1-0 ledger with 9.28 ERA across 10.2 innings
 Tallied season-long two frames against San Diego (2/17)
 Earned first career victory with 1.2 scoreless innings vs. St. John's (2/27)
 Posted season-best three strikeouts against Texas A&M (3/5)

2023 (Sophomore)

Redshirted to preserve eligibility

2022 (Freshman)

Made team-high 32 appearances, including one start
 Notched 3.06 ERA and two saves
 Recorded 16 walks and 32 strikeouts over 35.1 innings
 Started career with eight consecutive scoreless outings
 Tossed shutdown frame in collegiate debut against Rice (2/20)
 Recorded first career save with season-best four strikeouts over season-long three innings vs. Alabama (2/26)
 Logged four-out save in 6-1 win over LSU (3/5)
 Retired side in order with pair of punchouts at South Carolina (3/13)
 Registered two scoreless innings against TCU (4/9)
 Pitched two frames in College World Series vs. Texas A&M (6/19)

High School

Four-year letterman at Lutheran South Academy
 Two-time All-District honoree
 Garnered All-State accolades as senior
 Guided Pioneers to three state championships

Personal

Parents are Annette Harrison and Tom Dela Garza
 Earned undergraduate degree in sport management from Texas
 Pursuing master's degree in sport management

CAREER GAME-BY-GAME

Date	OPPONENT	GS	IP	H	R	ER	BB	SO	W	L	SV	ERA	NP
2/20/2022	Rice	1.0	1	0	0	0	0	0	0	0	0	0.00	11
2/23/2022	vs. Texas A&M-CC	2.0	1	0	0	0	1	0	0	0	0	0.00	25
2/26/2022	Alabama	3.0	1	0	0	1	4	0	0	1	0	0.00	43
3/4/2022	Tennessee	0.1	0	0	0	0	1	0	0	0	0	0.00	3
3/5/2022	vs. LSU	1.1	2	0	0	1	0	0	0	1	0	0.00	19
3/8/2022	@Texas State	0.2	0	0	0	1	0	0	0	0	0	0.00	13
3/9/2022	Texas State	1.0	1	0	0	1	1	0	0	0	0	0.00	21
3/13/2022	@South Carolina	1.0	0	0	0	0	2	0	0	0	0	0.00	13
3/15/2022	@Charleston	2.2	4	1	1	0	2	0	0	0	0	3.37	45
3/22/2022	Central Arkansas	0.1	0	1	1	2	1	0	0	0	0	27.00	16
3/26/2022	@Texas Tech	0.1	1	1	1	0	1	0	0	0	0	27.00	11
3/29/2022	Texas A&M	1.0	1	0	0	0	1	0	0	0	0	0.00	13
4/3/2022	@Oklahoma	1.1	2	2	2	1	3	0	0	0	0	13.50	31
4/5/2022	UTRGV	1.0	0	0	0	0	0	0	0	0	0	0.00	8
4/9/2022	TCU	2.0	3	0	0	0	2	0	0	0	0	0.00	23
4/12/2022	Stephen F. Austin	1.0	0	0	0	0	0	2	0	0	0	0.00	12
4/16/2022	@Kansas State	1.1	0	0	0	1	0	0	0	0	0	0.00	25
4/19/2022	Air Force	1.0	2	3	3	1	1	0	0	0	0	27.00	17
4/20/2022	Air Force	0.2	0	0	0	0	0	0	0	0	0	0.00	5
4/23/2022	Baylor	0.1	0	0	0	0	1	0	0	0	0	0.00	5
4/24/2022	Baylor	1.0	2	0	0	0	1	0	0	0	0	0.00	16
4/26/2022	@UTRGV	0.1	1	0	0	0	2	0	0	0	0	0.00	7
5/1/2022	Oklahoma State	1.2	1	0	0	0	2	0	0	0	0	0.00	27
5/8/2022	@West Virginia	0.0	1	1	1	0	0	0	0	0	0	99.00	5
5/10/2022	Texas Southern *	2.2	4	1	1	0	2	0	0	0	0	3.37	39
5/17/2022	Sam Houston	0.2	1	0	0	0	2	0	0	0	0	0.00	9
5/21/2022	Kansas	0.2	0	0	0	1	0	0	0	0	0	0.00	16
5/26/2022	vs. TCU	0.0	1	0	0	1	0	0	0	0	0	0.00	6
5/28/2022	vs. Oklahoma State	2.1	1	1	1	1	0	0	0	0	0	3.86	38
6/10/2022	@East Carolina	0.1	2	1	1	0	0	0	0	0	0	0.00	10
6/11/2022	East Carolina	0.1	2	1	1	0	0	0	0	0	0	27.00	8
6/19/2022	vs. Texas A&M	2.0	1	1	0	2	0	0	0	0	0	0.00	36
2/17/2024	San Diego	2.0	3	1	0	0	2	0	0	0	0	0.00	27
2/20/2024	Houston Christian *	1.2	2	1	1	3	0	0	0	0	0	5.40	38
2/27/2024	St. John's	1.2	1	0	0	0	2	1	0	0	0	0.00	20
3/2/2024	Texas State	1.1	3	3	3	1	0	0	0	0	0	20.25	26
3/5/2024	Texas A&M	1.1	2	1	1	1	3	0	0	0	0	6.75	29
3/9/2024	@Texas Tech	0.0	1	0	0	2	0	0	0	0	0	0.00	18
3/20/2024	Air Force	1.0	1	0	0	0	0	0	0	0	0	0.00	13
3/26/2024	Texas A&M-CC	0.1	0	0	0	1	0	0	0	0	0	0.00	16
4/10/2024	Texas State	0.0	1	2	2	1	0	0	0	0	0	99.00	11
4/16/2024	UTRGV	0.1	1	3	3	1	1	0	0	0	0	81.00	20
4/28/2024	@Oklahoma	0.1	0	1	1	1	1	0	0	0	0	27.00	9
5/5/2024	Oklahoma State	0.1	0	0	0	1	0	0	0	0	0	0.00	5
6/2/2024	Louisiana	0.1	0	0	0	1	1	0	0	0	0	0.00	8
2/15/2025	Ole Miss *	6.1	2	0	0	1	6	1	0	0	0	0.00	71
2/22/2025	Dartmouth *	3.1	3	2	1	1	2	0	0	0	0	2.70	57
3/1/2025	vs. Texas Tech *	5.0	6	1	1	1	7	1	0	0	0	1.80	95
3/8/2025	Santa Clara *	3.0	2	1	1	3	4	0	0	0	0	3.00	68
3/16/2025	@Mississippi State *	4.0	2	2	2	4	5	0	0	0	0	4.50	65
3/22/2025	LSU *	4.0	4	5	2	2	3	0	0	0	0	4.50	67
3/29/2025	@Missouri *	4.0	6	4	0	3	2	0	0	0	0	0.00	79
4/5/2025	Georgia *	5.2	6	4	3	1	9	0	0	0	0	4.76	96
4/12/2025	@Kentucky *	4.2	7	3	3	0	5	0	0	0	0	5.79	81
4/18/2025	Auburn *	5.1	4	2	2	3	6	1	0	0	0	3.38	84
4/26/2025	Texas A&M *	6.0	4	1	1	1	6	1	0	0	0	1.50	84
5/2/2025	@Arkansas *	4.0	6	4	4	2	2	0	1	0	0	9.00	77
5/10/2025	Florida *	5.0	5	2	1	0	8	0	0	0	0	1.80	73
5/17/2025	@Oklahoma *	6.0	2	1	1	1	5	1	0	0	0	1.50	83
5/31/2025	UTSA *	4.1	4	5	2	1	2	0	0	0	0	4.15	72
2/14/2026	UC Davis *	5.1	5	2	2	2	6	1	0	0	0	3.38	90
2/21/2026	Michigan State *	4.1	4	1	0	1	2	0	0	0	0	0.00	53
2/28/2026	Baylor^ *	3.1	1	2	2	5	2	0	0	0	0	5.40	64
3/7/2026	USC Upstate *	4.2	7	3	2	0	7	0	0	0	0	3.86	78
3/14/2026	Ole Miss *	7.0	5	2	0	1	8	1	0	0	0	0.00	102
3/21/2026	@Auburn *	5.2	4	2	2	3	6	1	0	0	0	3.18	92
3/27/2026	Oklahoma *	7.0	5	3	3	2	6	0	0	0	0	3.86	88
4/3/2026	@South Carolina *	5.2	1	2	2	2	5	1	0	0	0	3.18	89
4/11/2026	@Texas A&M *	0.2	6	8	8	3	2	0	1	0	0	108.00	44
4/19/2026	Alabama *	7.0	8	2	2	3	10	0	1	0	0	2.57	106
4/26/2026	@Vanderbilt *	4.1	4	2	1	1	7	0	0	0	0	2.08	82

CAREER STATISTICS

YEAR	ERA	W	L	APP	GS	CG	SHO	SV	IP	H	R	ER	BB	SO	2B	3B	HR	BF	BAVG	WP	HBP	BK	SFA	SHA
2023	3.06	0	0	32	1	0	0	2	35.1	34	13	12	16	32	7	1	2	152	.260	1	2	0	1	2
2024	9.28	1	0	13	1	0	0	2	10.2	15	12	11	13	10	2	0	1	63	.341	2	5	0	1	0
2025	3.05	5	1	15	15	0	0	0	70.2	63	37	24	24	72	16	0	4	315	.237	3	21	1	2	1
2026	3.93	4	2	11	11	0	0	0	55.0	50	29	24	23	61	18	1	2	241	.242	4	8	0	1	2
Total	3.72	10	3	71	28	0	0	2	171.2	162	91	71	76	175	43	2	9	771	.250	10	36	1	5	5



2026 Texas Longhorns Baseball
Overall Statistics for Texas (as of Apr 28, 2026)
(All games Sorted by Batting avg)



Record: 33-9 Home: 23-3 Away: 7-6 Neutral: 3-0 SEC: 13-7

Player	avg	gp-gs	ab	r	h	2b	3b	hr	rbi	tb	slg%	bb	hp	so	gdp	ob%	sf	sh	sb-att	po	a	e	fld%	
6 Anthony Pack Jr.	.362	42-42	149	41	54	15	0	5	37	84	.564	30	6	25	1	.479	3	0	16-17	57	2	3	.952	
43 Aiden Robbins	.357	42-42	171	47	61	7	2	18	46	126	.737	23	1	41	1	.429	3	0	10-11	64	1	4	.942	
8 Carson Tinney	.338	42-41	148	45	50	9	0	16	39	107	.723	36	8	46	1	.487	1	0	5-6	400	28	1	.998	
1 Temo Becerra	.283	42-42	152	36	43	4	1	5	30	64	.421	29	5	32	1	.407	3	1	7-7	13	79	3	.968	
31 Casey Borba	.276	42-41	152	34	42	8	0	11	39	83	.546	25	2	54	6	.381	2	3	3-4	259	25	3	.990	
5 Ethan Mendoza	.272	42-42	169	40	46	10	1	8	39	82	.485	25	5	28	3	.373	5	0	9-9	61	92	2	.987	
24 Adrian Rodriguez	.263	34-34	133	31	35	11	1	1	23	51	.383	23	2	16	3	.377	1	1	11-13	24	70	5	.949	

42 Dariyan Pendergras	.500	8-3	6	1	3	0	0	0	3	3	.500	1	1	0	0	.556	1	1	1-2	3	0	0	1.000	
14 Presley Courville	.357	9-1	14	1	5	1	0	0	1	6	.429	0	0	4	0	.357	0	1	0-0	1	0	0	1.000	
7 Andrew Ermis	.313	12-7	16	3	5	0	0	0	5	5	.313	7	2	7	0	.538	1	0	0-2	69	3	1	.986	
9 Jonah Williams	.304	8-7	23	5	7	2	0	0	4	9	.391	4	1	5	1	.414	1	0	0-0	5	0	0	1.000	
44 Ashton Larson	.284	37-30	74	13	21	5	0	1	10	29	.392	25	3	17	3	.476	1	1	2-2	47	1	0	1.000	
0 Jayden Duplantier	.269	38-19	78	20	21	3	0	1	13	27	.346	15	1	23	1	.389	1	2	9-10	31	2	0	1.000	
15 Josh Livingston	.229	28-20	70	17	16	4	0	4	18	32	.457	12	3	24	1	.365	0	0	2-2	35	4	0	1.000	
32 Maddox Monsour	.219	24-7	32	7	7	0	1	0	8	9	.281	3	0	15	0	.286	0	1	4-4	9	0	0	1.000	
36 Callum Early	.000	5-0	4	0	0	0	0	0	0	0	.000	0	1	2	0	.200	0	0	0-0	0	0	0	.000	
29 Blake Peterson	.000	3-0	1	0	0	0	0	0	0	0	.000	0	0	0	0	.000	0	0	0-0	0	0	0	.000	
Totals	.299	42	1392	341	416	79	6	70	315	717	.515	258	41	339	22	.417	23	11	79-89	1090	355	32	.978	
Opponents	.218	42	1353	169	295	74	7	26	151	461	.341	139	41	474	21	.309	5	8	19-26	1041	342	49	.966	

LOB - Team (343), Opp (287). DPs turned - Team (25), Opp (28). IBB - Team (4), Borba 1, Rodriguez 1, Larson 1, Pack Jr. 1, Opp (2). Picked off - Mendoza 1, Livingston 1, Pack Jr. 1.

(All games Sorted by Earned run avg)

Player	era	w-l	app	gs	cg	sho	sv	ip	h	r	er	bb	so	2b	3b	hr	b/avg	wp	hp	bk	sfa	sha		
99 Dylan Volantis	2.06	6-0	10	10	0	0/2	0	56.2	41	14	13	17	80	7	0	1	.193	3	3	0	0	1		
13 Ruger Riojas	3.88	5-2	11	11	1	1/0	0	55.2	52	24	24	12	89	16	5	3	.242	2	2	0	0	2		
53 Luke Harrison	3.93	4-2	11	11	0	0/0	0	55.0	50	29	24	23	61	18	1	2	.242	4	8	0	1	2		

35 Sam Cozart	1.83	6-0	15	3	0	0/2	6	39.1	16	9	8	9	57	5	0	3	.119	2	3	1	0	0		
88 Brett Crossland	2.04	1-1	17	0	0	0/2	0	17.2	12	4	4	8	26	2	0	2	.185	2	4	0	1	0		
46 Ethan Walker	2.19	1-1	17	0	0	0/2	0	12.1	14	5	3	3	11	4	0	0	.292	1	1	0	1	1		
12 Haiden Leffew	2.45	3-1	12	0	0	0/0	0	14.2	3	4	4	10	23	1	0	0	.070	3	2	0	0	1		
38 Max Grubbs	4.67	2-0	18	1	0	0/1	0	27.0	28	18	14	11	26	6	0	4	.269	4	1	0	1	1		
45 Thomas Burns	4.70	0-0	14	0	0	0/1	3	15.1	8	9	8	12	30	0	0	1	.145	2	2	0	0	0		
4 Jason Flores	5.06	0-0	7	2	0	0/1	0	10.2	12	6	6	4	7	4	0	1	.293	2	4	0	0	0		
48 Hudson Hamilton	5.84	2-0	9	1	0	0/1	1	12.1	13	10	8	5	17	4	0	2	.271	1	1	0	0	0		
11 Kade Bing	6.00	1-1	6	1	0	0/0	0	9.0	7	8	6	5	4	0	0	2	.226	0	1	0	1	0		
41 Cody Howard	6.00	0-0	3	0	0	0/0	0	3.0	1	2	2	1	1	0	0	0	.100	0	0	0	0	0		
67 Brody Walls	6.38	1-0	11	0	0	0/0	0	18.1	15	14	13	6	22	3	1	3	.211	0	5	0	0	0		
27 Cal Higgins	6.48	0-1	9	0	0	0/1	0	8.1	12	6	6	7	11	2	0	2	.333	1	3	0	0	0		
34 Michael Winter	6.75	1-0	8	2	0	0/0	1	8.0	11	7	6	6	9	2	0	0	.333	1	1	2	0	0		
Totals	3.69	33-9	42	42	1	4/3	11	363.1	295	169	149	139	474	74	7	26	.218	28	41	3	5	8		
Opponents	7.99	9-33	42	42	0	1/1	6	347.0	416	341	308	258	339	79	6	70	.299	40	41	9	23	11		

PB - Team (4), Tinney 4, Opp (7). Pickoffs - Team (2), Riojas 1, Harrison 1, Opp (3). SBA/ATT - Tinney (15-19), Grubbs (4-7), Ermis (4-6), Volantis (5-5), Harrison (3-5), Crossland (2-2), Burns (2-2), Hamilton (0-1), Flores Jas (1-1), Cozart (0-1), Walls (1-1), Riojas (1-1).



2026 Texas Longhorns Baseball
Conference statistics for Texas (as of Apr 26, 2026)
(SEC games only Sorted by Batting avg)



Record: 13-7 Home: 7-2 Away: 6-5 SEC: 13-7

Player	avg	gp-gs	ab	r	h	2b	3b	hr	rbi	tb	slg%	bb	hp	so	gdp	ob%	sf	sh	sb-att	po	a	e	fld%	
6 Anthony Pack Jr.	.419	20-20	74	17	31	9	0	2	12	46	.622	14	3	12	1	.522	1	0	8-8	31	1	1	.970	
8 Carson Tinney	.355	20-20	76	16	27	6	0	7	19	54	.711	13	4	25	1	.468	1	0	1-2	239	16	1	.996	
43 Aiden Robbins	.341	20-20	82	21	28	2	1	10	17	62	.756	9	1	19	1	.404	2	0	4-5	32	1	2	.943	
0 Jayden Duplantier	.255	18-14	47	9	12	2	0	1	8	17	.362	5	1	12	1	.333	1	1	4-4	19	0	0	1.000	
31 Casey Borba	.237	20-19	76	11	18	2	0	4	14	32	.421	7	1	27	6	.310	0	2	0-0	118	16	3	.978	
24 Adrian Rodriguez	.217	15-15	60	8	13	2	0	1	10	18	.300	10	0	10	1	.324	1	0	2-3	9	27	3	.923	
5 Ethan Mendoza	.207	20-20	82	11	17	3	1	2	15	28	.341	6	3	15	1	.277	3	0	2-2	25	46	2	.973	
1 Temo Becerra	.189	20-20	74	8	14	2	0	0	5	16	.216	14	1	22	1	.322	1	1	0-0	7	34	1	.976	

42 Dariyan Pendergras	.500	5-2	4	1	2	0	0	0	0	2	.500	0	1	0	0	.600	0	0	1-2	0	0	0	.000	
44 Ashton Larson	.265	18-14	34	5	9	1	0	0	1	10	.294	15	1	8	3	.500	0	1	1-1	23	1	0	1.000	
32 Maddox Monsour	.263	12-5	19	4	5	0	0	0	4	5	.263	1	0	10	0	.300	0	1	1-1	2	0	0	1.000	
15 Josh Livingston	.162	13-11	37	5	6	1	0	2	6	13	.351	3	1	15	1	.244	0	0	0-0	25	1	0	1.000	
14 Presley Courville	.125	6-0	8	0	1	0	0	0	0	1	.125	0	0	4	0	.125	0	1	0-0	0	0	0	.000	
36 Callum Early	.000	3-0	3	0	0	0	0	0	0	0	.000	0	1	1	0	.250	0	0	0-0	0	0	0	.000	
7 Andrew Ermis	.000	2-0	0	0	0	0	0	0	0	0	.000	0	0	0	0	.000	0	0	0-0	1	1	0	1.000	
Totals	.271	20	676	116	183	30	2	29	111	304	.450	97	18	180	17	.372	10	7	24-28	535	171	20	.972	
Opponents	.217	20	668	81	145	37	6	12	74	230	.344	69	20	242	7	.307	4	4	14-17	531	179	15	.979	

LOB - Team (161), Opp (149). DPs turned - Team (8), Opp (20). IBB - Team (4), Pack Jr. 1, Larson 1, Borba 1, Rodriguez 1, Opp (2). Picked off - Pack Jr. 1.

(SEC games only Sorted by Earned run avg)

Player	era	w-l	app	gs	cg	sho	sv	ip	h	r	er	bb	so	2b	3b	hr	b/avg	wp	hp	bks	sfa	sha
35 Sam Cozart	1.31	3-0	10	0	0	0/1	5	20.2	8	4	3	5	34	2	0	1	.111	1	2	1	0	0
99 Dylan Volantis	2.43	4-0	6	6	0	0/1	0	33.1	27	9	9	10	51	3	0	1	.209	2	1	0	0	0
53 Luke Harrison	4.34	3-2	7	7	0	0/0	0	37.1	33	21	18	15	44	12	1	1	.239	3	6	0	1	1
13 Ruger Riojas	5.61	1-2	7	7	1	1/0	0	33.2	41	21	21	9	47	15	5	2	.297	2	0	0	0	2

46 Ethan Walker	0.00	0-1	8	0	0	0/1	0	4.2	5	1	0	1	5	0	0	0	.278	0	1	0	1	0
41 Cody Howard	0.00	0-0	1	0	0	0/0	0	1.0	0	0	0	0	0	0	0	0	.000	0	0	0	0	0
34 Michael Winter	0.00	0-0	1	0	0	0/0	0	1.0	1	0	0	0	1	0	0	0	.250	0	0	2	0	0
88 Brett Crossland	1.74	0-1	9	0	0	0/1	0	10.1	9	2	2	7	18	2	0	0	.231	1	4	0	1	0
12 Haiden Leffew	3.09	2-1	8	0	0	0/0	0	11.2	3	4	4	9	17	1	0	0	.086	3	2	0	0	1
4 Jason Flores	3.38	0-0	2	0	0	0/0	0	2.2	2	1	1	1	1	0	0	1	.200	0	1	0	0	0
45 Thomas Burns	4.91	0-0	6	0	0	0/0	1	7.1	3	4	4	5	15	0	0	0	.115	1	2	0	0	0
67 Brody Walls	5.40	0-0	3	0	0	0/0	0	6.2	4	4	4	1	5	0	0	2	.167	0	1	0	0	0
38 Max Grubbs	8.53	0-0	6	0	0	0/1	0	6.1	7	8	6	4	4	1	0	3	.280	2	0	0	1	0
27 Cal Higgins	10.80	0-0	2	0	0	0/0	0	1.2	2	2	2	2	0	1	0	1	.286	0	0	0	0	0
Totals	3.73	13-7	20	20	1	2/1	6	178.1	145	81	74	69	242	37	6	12	.217	15	20	3	4	4
Opponents	5.49	7-13	20	20	0	1/1	5	177.0	183	116	108	97	180	30	2	29	.271	17	18	3	10	7

PB - Team (1), Tinney 1, Opp (4). Pickoffs - Team (2), Harrison 1, Riojas 1, Opp (1). SBA/ATT - Tinney (14-15), Volantis (5-5), Harrison (2-4), Crossland (2-2), Burns (2-2), Flores Jas (1-1), Cozart (0-1), Riojas (1-1), Grubbs (1-1), Ermis (0-1).

2026 GAME-BY-GAME — HITTING

#	GAME	AB	R	H	RBI	2B	3B	HR	TB	BB	IBB	SB	CS	HBP	SAC	SF	GDP	K	PO	A	E	LOB	Avg	
1	2/13 vs. UC Davis	30	12	11	11	3	0	2	20	7	0	1	0	0	0	0	0	4	21	4	0	7	.367	
2	2/14 vs. UC Davis	28	6	8	5	4	0	1	15	9	0	2	1	0	0	1	0	8	27	10	1	8	.328	
3	2/15 vs. UC Davis	33	9	11	7	1	0	0	12	9	0	3	0	1	1	2	0	7	27	10	3	13	.330	
4	2/17 vs. Lamar	35	14	13	14	1	3	2	26	9	0	1	0	1	0	0	0	7	21	5	0	11	.341	
5	2/20 vs. Michigan State	34	8	11	7	3	0	3	23	3	0	0	0	1	0	1	0	5	27	11	0	7	.338	
6	2/21 vs. Michigan State	29	3	8	2	1	1	1	14	4	0	0	1	1	0	0	2	4	27	10	0	7	.328	
7	2/22 vs. Michigan State	32	4	9	3	2	0	0	11	3	0	2	0	1	0	0	0	5	27	12	0	8	.321	
8	2/24 vs. UTRGV	32	14	15	13	3	0	2	24	6	0	5	1	0	0	0	0	11	21	5	0	6	.340	
9	2/27 vs. No. 9 Coastal Carolina^	34	8	12	8	1	0	4	25	6	0	0	0	2	0	1	0	7	27	8	0	11	.341	
10	2/28 vs. Baylor^	30	5	7	4	3	0	0	10	3	0	1	1	2	2	0	0	3	27	12	1	8	.331	
11	3/1 vs. Ohio State^	38	10	12	9	3	0	1	18	8	0	0	0	0	0	1	0	6	27	7	0	10	.330	
12	3/3 vs. Houston Christian	32	16	14	14	2	0	1	19	9	0	0	0	0	0	1	0	5	21	5	0	8	.339	
13	3/6 vs. USC Upstate	35	14	12	13	2	0	5	29	5	0	5	0	2	0	0	0	9	24	5	0	5	.339	
14	3/7 vs. USC Upstate	36	11	11	11	2	0	1	16	8	0	4	0	1	0	0	0	6	27	4	1	10	.336	
15	3/8 vs. USC Upstate	29	13	10	13	3	0	3	22	5	0	5	1	1	0	1	0	6	24	10	0	1	.337	
16	3/10 at Texas State	40	15	15	15	4	0	4	31	11	0	2	0	3	0	0	1	15	27	11	0	12	.340	
17	3/13 vs. Ole Miss*	42	8	10	8	0	0	3	19	7	0	4	0	1	1	0	0	18	33	11	0	10	.332	
18	3/14 vs. Ole Miss*	34	11	13	9	2	0	0	15	7	0	2	0	2	0	2	1	2	27	5	1	10	.335	
19	3/15 vs. Ole Miss*	33	8	11	7	1	0	2	18	2	0	4	0	0	0	1	0	6	27	3	2	4	.335	
20	3/17 vs. Tarleton State	28	1	2	1	0	0	1	5	9	0	2	1	0	0	0	1	12	27	9	1	9	.324	
21	3/20 at No. 5 Auburn*	29	3	3	3	0	0	2	9	4	0	0	0	0	1	0	1	11	25	13	1	4	.315	
22	3/21 at No. 5 Auburn*	38	7	11	7	2	0	2	19	4	0	1	0	1	0	0	0	10	27	12	0	9	.313	
23	3/22 at No. 5 Auburn*	35	5	9	4	0	0	1	12	8	0	1	0	0	0	0	1	9	27	9	1	11	.311	
24	3/24 at Houston	30	7	3	5	1	0	0	4	11	0	5	0	2	0	1	0	10	24	14	2	10	.303	
25	3/26 vs. No. 8 Oklahoma*	32	14	17	13	6	1	1	28	7	0	1	1	1	0	0	1	5	21	6	1	8	.312	
26	3/27 vs. No. 8 Oklahoma*	31	4	7	4	0	1	0	9	12	1	0	1	0	0	1	2	11	30	16	3	12	.308	
27	3/28 vs. No. 8 Oklahoma*	36	5	8	5	0	0	1	11	7	0	1	0	0	0	0	0	6	30	16	1	9	.305	
28	3/31 vs. Texas State	35	10	11	8	3	0	3	23	5	0	3	0	0	0	0	0	9	27	11	1	6	.305	
29	4/2 at South Carolina*	33	1	6	1	1	0	1	10	3	0	0	0	1	0	0	0	12	24	7	0	9	.301	
30	4/3 at South Carolina*	36	5	13	5	1	0	3	23	4	1	2	0	0	1	0	2	6	27	6	0	9	.303	
31	4/4 at South Carolina*	33	4	6	4	1	0	1	10	5	0	2	0	0	0	1	1	15	27	6	0	8	.299	
32	4/7 vs. Incarnate Word	28	16	11	12	2	0	2	19	10	0	2	0	2	0	0	1	5	21	5	1	6	.302	
33	4/10 at No. 18 Texas A&M*	35	8	10	8	1	0	4	23	3	0	1	0	2	1	1	0	11	24	11	1	7	.301	
34	4/11 at No. 18 Texas A&M*	33	4	7	4	2	0	3	18	2	0	0	0	1	0	0	2	8	24	9	1	5	.299	
35	4/14 vs. Texas A&M-Corpus	34	14	16	14	4	0	1	23	2	0	7	0	1	1	3	0	10	27	9	0	12	.304	
36	4/17 vs. No. 11 Alabama*	35	10	16	9	5	0	1	24	1	0	0	0	3	1	2	2	4	27	5	4	8	.308	
37	4/18 vs. No. 11 Alabama*	29	3	8	3	1	0	0	9	4	1	2	1	0	0	1	1	8	27	7	0	7	.308	
38	4/19 vs. No. 11 Alabama*	31	1	4	1	1	0	0	5	3	0	2	0	0	0	0	1	6	27	8	0	6	.303	
39	4/24 at Vanderbilt*	38	11	14	11	3	0	4	29	5	0	1	1	0	2	0	0	10	27	3	1	7	.305	
40	4/25 at Vanderbilt*	31	0	5	0	1	0	0	6	2	0	0	0	2	0	0	0	14	24	8	2	8	.302	
41	4/26 at Vanderbilt*	32	4	5	4	2	0	0	7	7	1	0	0	4	0	1	2	8	30	10	1	10	.298	
42	4/28 vs. Sam Houston	34	15	11	15	1	0	4	24	10	0	5	0	2	0	1	0	8	27	7	1	7	.299	
43	5/1 vs. No. 10 Mississippi State*																							
44	5/2 vs. No. 10 Mississippi State*																							
45	5/3 vs. No. 10 Mississippi State*																							
46	5/5 vs. UTSA																							
47	5/8 at Tennessee*																							
48	5/9 at Tennessee*																							
49	5/10 at Tennessee*																							
50	5/14 vs. Missouri*																							
51	5/15 vs. Missouri*																							
52	5/16 vs. Missouri*																							

* Southeastern Conference game | ^ Daikin Park

2026 GAME-BY-GAME — PITCHING

#	GAME	IP	H	R	ER	BB	SO	2B	3B	HR	WP	BK	HBP	DP	IBB	Score	W	L	SV	ERA
1	2/13 vs. UC Davis	7.0	6	2	2	2	11	1	0	0	1	0	1	1	0	12-2	1	0	0	2.57
2	2/14 vs. UC Davis	9.0	6	4	3	6	14	2	0	0	1	0	1	0	0	6-4	2	0	1	2.81
3	2/15 vs. UC Davis	9.0	2	1	0	3	10	2	0	0	0	0	1	3	0	9-1	3	0	1	1.80
4	2/17 vs. Lamar	7.0	6	4	4	1	6	4	0	0	1	0	1	1	0	14-4	4	0	1	2.53
5	2/20 vs. Michigan State	9.0	5	1	1	1	14	0	0	0	0	0	2	0	0	8-1	5	0	1	2.20
6	2/21 vs. Michigan State	9.0	5	1	0	2	7	1	0	0	0	0	1	1	0	3-1	6	0	2	1.80
7	2/22 vs. Michigan State	9.0	5	0	0	1	11	0	0	0	0	0	0	0	0	4-0	7	0	2	1.53
8	2/24 vs. UTRGV	7.0	4	0	0	5	10	0	0	0	1	0	1	1	0	14-0	8	0	2	1.36
9	2/27 vs. No. 9 Coastal Carolina^	9.0	3	1	1	3	17	1	0	0	1	0	0	0	0	8-1	9	0	2	1.32
10	2/28 vs. Baylor^	9.0	4	2	2	9	11	0	0	0	1	0	0	0	0	5-2	10	0	3	1.39
11	3/1 vs. Ohio State^	9.0	6	3	3	4	14	1	1	1	1	0	3	0	0	10-3	11	0	3	1.55
12	3/3 vs. Houston Christian	7.0	4	3	3	1	7	2	0	1	1	0	0	0	0	16-3	12	0	3	1.71
13	3/6 vs. USC Upstate	8.0	5	2	2	1	17	1	0	1	1	0	0	0	0	14-2	13	0	3	1.75
14	3/7 vs. USC Upstate	9.0	14	9	8	5	14	3	0	1	1	0	1	0	0	11-9	14	0	4	2.23
15	3/8 vs. USC Upstate	8.0	7	3	3	2	8	2	0	0	0	0	0	2	0	13-3	15	0	4	2.30
16	3/10 at Texas State	9.0	5	4	4	5	9	2	0	1	1	0	2	0	0	15-4	16	0	4	2.42
17	3/13 vs. Ole Miss*	11.0	10	9	9	5	16	1	0	1	3	0	4	2	0	8-9	16	1	4	2.79
18	3/14 vs. Ole Miss*	9.0	7	2	0	1	10	2	0	0	2	0	1	1	0	11-2	17	1	5	2.63
19	3/15 vs. Ole Miss*	9.0	7	2	1	1	16	3	0	0	1	0	0	0	0	8-2	18	1	5	2.54
20	3/17 vs. Tarleton State	9.0	8	6	5	6	10	0	0	0	0	0	2	3	0	1-6	18	2	5	2.67
21	3/20 at No. 5 Auburn*	8.1	9	4	3	3	10	3	0	0	0	0	0	1	0	3-4	18	3	5	2.70
22	3/21 at No. 5 Auburn*	9.0	10	6	6	7	11	1	0	1	1	0	3	0	0	7-6	19	3	6	2.85
23	3/22 at No. 5 Auburn*	9.0	4	0	0	7	11	1	0	0	0	0	0	0	0	5-0	20	3	6	2.72
24	3/24 at Houston	8.0	10	9	7	5	6	2	0	2	0	0	3	2	0	7-9	20	4	6	2.92
25	3/26 vs. No. 8 Oklahoma*	7.0	6	0	0	2	8	3	0	0	0	0	0	1	0	14-0	21	4	6	2.83
26	3/27 vs. No. 8 Oklahoma*	10.0	5	3	3	2	9	3	0	0	0	0	1	1	0	4-3	22	4	6	2.82
27	3/28 vs. No. 8 Oklahoma*	10.0	12	4	4	2	14	0	0	0	0	0	1	0	0	5-4	23	4	6	2.85
28	3/31 vs. Texas State	9.0	11	8	5	0	9	4	0	3	0	0	1	0	0	10-8	24	4	7	2.93
29	4/2 at South Carolina*	8.0	11	9	9	2	9	4	1	2	0	0	0	0	0	1-9	24	5	7	3.16
30	4/3 at South Carolina*	9.0	4	3	3	4	13	1	0	2	2	0	1	0	0	5-3	25	5	8	3.16
31	4/4 at South Carolina*	9.0	2	1	1	1	15	0	0	1	0	0	1	0	0	4-1	26	5	9	3.09
32	4/7 vs. Incarnate Word	7.0	6	4	2	2	6	3	0	0	0	0	0	0	0	16-4	27	5	9	3.07
33	4/10 at No. 18 Texas A&M*	8.0	7	9	8	7	7	1	2	1	2	0	1	0	0	8-9	27	6	9	3.24
34	4/11 at No. 18 Texas A&M*	8.0	9	11	10	6	4	4	1	1	1	2	1	0	0	4-11	27	7	9	3.46
35	4/14 vs. Texas A&M-Corpus	9.0	14	7	7	2	10	1	0	1	1	0	0	2	0	14-7	28	7	9	3.57
36	4/17 vs. No. 11 Alabama*	9.0	4	2	2	2	17	1	0	0	1	0	0	1	0	10-2	29	7	10	3.52
37	4/18 vs. No. 11 Alabama*	9.0	3	1	1	4	19	1	0	0	1	0	0	0	0	3-1	30	7	11	3.45
38	4/19 vs. No. 11 Alabama*	9.0	8	2	2	4	13	1	0	0	1	0	2	1	1	1-2	30	8	11	3.41
39	4/24 at Vanderbilt*	9.0	8	4	4	3	15	1	0	2	0	0	0	0	0	11-4	31	8	11	3.43
40	4/25 at Vanderbilt*	8.0	11	6	6	2	11	3	2	1	0	0	1	0	0	0-6	31	9	11	3.50
41	4/26 at Vanderbilt*	10.0	8	3	2	4	14	3	0	0	0	1	3	0	1	4-3	32	9	11	3.45
42	4/28 vs. Sam Houston	9.0	14	14	13	4	11	5	0	3	1	0	1	1	0	15-14	33	9	11	3.69
43	5/1 vs. No. 10 Mississippi State*																			
44	5/2 vs. No. 10 Mississippi State*																			
45	5/3 vs. No. 10 Mississippi State*																			
46	5/5 vs. UTSA																			
47	5/8 at Tennessee*																			
48	5/9 at Tennessee*																			
49	5/10 at Tennessee*																			
50	5/14 vs. Missouri*																			
51	5/15 vs. Missouri*																			
52	5/16 vs. Missouri*																			

* Southeastern Conference game | ^ Daikin Park


2026 RESULTS

#	GAME	FINAL	WP	LP	SAVE	W-L	SEC W-L	ATT.	HOME TOT.	TIME
1	2/13 vs. UC Davis	W, 12-2 (F/7)	Riojas (1-0)	Valdez (0-1)	-	1-0	0-0	7,649	7,649	2:28
2	2/14 vs. UC Davis	W, 6-4	Harrison (1-0)	Wood (0-1)	Hamilton (1)	2-0	0-0	6,570	14,219	3:22
3	2/15 vs. UC Davis	W, 9-1	Volantis (1-0)	Speights (0-1)	-	3-0	0-0	7,056	21,275	3:00
4	2/17 vs. Lamar	W, 14-4 (F/7)	Cozart (1-0)	Shimmin (0-1)	-	4-0	0-0	6,516	27,791	3:10
5	2/20 vs. Michigan State	W, 8-1	Riojas (2-0)	Donovan (0-1)	-	5-0	0-0	7,808	35,599	2:55
6	2/21 vs. Michigan State	W, 3-1	Grubbs (1-0)	Monke (0-1)	Burns (1)	6-0	0-0	7,397	42,996	2:37
7	2/22 vs. Michigan State	W, 4-0	Volantis (2-0)	Pikur (0-2)	-	7-0	0-0	6,870	49,866	2:34
8	2/24 vs. UTRGV	W, 14-0 (F/7)	Cozart (2-0)	Vercoe (0-2)	-	8-0	0-0	6,790	56,656	2:57
9	2/27 vs. No. 9 Coastal Carolina^	W, 8-1	Riojas (3-0)	Jones (0-1)	-	9-0	0-0	13,427	56,656	3:04
10	2/28 vs. Baylor^	W, 5-2	Grubbs (2-0)	Calder (0-1)	Burns (2)	10-0	0-0	9,531	56,656	3:10
11	3/1 vs. Ohio State^	W, 10-3	Crossland (1-0)	Herrenbruck (1-1)	-	11-0	0-0	6,525	56,656	3:21
12	3/3 vs. Houston Christian	W, 16-3 (F/7)	Cozart (3-0)	Elarton (0-1)	-	12-0	0-0	6,793	63,449	2:32
13	3/6 vs. USC Upstate	W, 14-2 (F/8)	Riojas (4-0)	Torres (0-2)	-	13-0	0-0	7,500	70,949	2:42
14	3/7 vs. USC Upstate	W, 11-9	Leffew (1-0)	Kummer (1-1)	Winter (1)	14-0	0-0	6,671	77,620	3:44
15	3/8 vs. USC Upstate	W, 13-3 (F/8)	Winter (1-0)	Bianchini (1-2)	-	15-0	0-0	6,676	84,296	2:39
16	3/10 at Texas State	W, 15-4	Walker (1-0)	Targac (1-3)	-	16-0	0-0	3,482	84,296	4:04
17	3/13 vs. Ole Miss*	L, 8-9 (F/11)	Rabe (3-0)	Crossland (1-1)	Waters (1)	16-1	0-1	7,789	92,085	4:34
18	3/14 vs. Ole Miss*	W, 11-2	Harrison (2-0)	Gibson (1-1)	-	17-1	1-1	7,830	99,915	3:24
19	3/15 vs. Ole Miss*	W, 8-2	Volantis (3-0)	Libbert (2-2)	Cozart (1)	18-1	2-1	7,579	107,494	3:00
20	3/17 vs. Tarleton State	L, 1-6	Jaques (3-0)	Bing (0-1)	-	18-2	2-1	6,915	114,409	3:23
21	3/20 at No. 5 Auburn*	L, 3-4	Brewer (1-1)	Walker (1-1)	-	18-3	2-2	7,247	114,409	2:44
22	3/21 at No. 5 Auburn*	W, 7-6	Harrison (3-0)	Sanders (2-1)	Burns (3)	19-3	3-2	8,037	114,409	3:37
23	3/22 at No. 5 Auburn*	W, 5-0	Cozart (4-0)	Petrovic (4-1)	-	20-3	4-2	7,011	114,409	3:50
24	3/24 at Houston	L, 7-9	Boushele (1-0)	Higgins (0-1)	Rodriguez (2)	20-4	4-2	2,285	114,409	3:57
25	3/26 vs. No. 8 Oklahoma*	W, 14-0 (F/7)	Riojas (5-0)	Mercurius (5-2)	-	21-4	5-2	7,358	121,767	2:43
26	3/27 vs. No. 8 Oklahoma*	W, 4-3 (F/10)	Cozart (5-0)	Cleveland (2-1)	-	22-4	6-2	7,990	129,757	3:19
27	3/28 vs. No. 8 Oklahoma*	W, 5-4 (F/10)	Leffew (2-0)	Bodin (3-1)	-	23-4	7-2	8,059	137,816	3:32
28	3/31 vs. Texas State	W, 10-8	Walls (1-0)	Timmins (0-1)	Cozart (2)	24-4	7-2	7,765	145,581	3:18
29	4/2 at South Carolina*	L, 1-9	Russell (3-0)	Riojas (5-1)	Philpott (1)	24-5	7-3	6,657	145,581	2:52
30	4/3 at South Carolina*	W, 5-3	Harrison (4-0)	Gunther (2-3)	Cozart (3)	25-5	8-3	6,609	145,581	3:11
31	4/4 at South Carolina*	W, 4-1	Volantis (4-0)	Phillips (2-4)	Cozart (4)	26-5	9-3	7,025	145,581	3:11
32	4/7 vs. Incarnate Word	W, 16-4 (F/7)	Hamilton (1-0)	Foley (0-2)	-	27-5	9-3	6,979	152,560	2:47
33	4/10 at No. 18 Texas A&M*	L, 8-9	Darden (3-0)	Leffew (2-1)	Freshcorn (7)	27-6	9-4	7,664	152,560	3:25
34	4/11 at No.18 Texas A&M*	L, 4-11	Lyons (5-0)	Harrison (4-1)	-	27-7	9-5	7,812	152,560	3:06
35	4/14 vs. Texas A&M-Corpus	W, 14-7	Hamilton (2-0)	Fowler (1-2)	-	28-7	9-5	6,726	159,286	3:44
36	4/17 vs. No. 11 Alabama*	W, 10-2	Volantis (5-0)	Fay (6-3)	Cozart (5)	29-7	10-5	7,547	166,833	2:44
37	4/18 vs. No. 11 Alabama*	W, 3-1	Leffew (3-1)	Heiberger (2-2)	Cozart (6)	30-7	11-5	6,878	173,711	3:05
38	4/19 vs. No. 11 Alabama*	L, 1-2	Upchurch (5-2)	Harrison (4-2)	Crowther (1)	30-8	11-6	7,223	180,934	2:53
39	4/24 at Vanderbilt*	W, 11-4	Volantis (6-0)	Fennell (3-2)	-	31-8	12-6	3,442	180,934	3:10
40	4/25 at Vanderbilt*	L, 0-6	Guth (2-1)	Riojas (5-2)	Baird (5)	31-9	12-7	3,442	180,934	3:00
41	4/26 at Vanderbilt*	W, 4-3 (F/10)	Cozart (6-0)	Baird (0-3)	-	32-9	13-7	3,442	180,934	3:50
42	4/28 vs. Sam Houston	W, 15-14	Bing (1-1)	Kendrick (1-2)	-	33-9	13-7	6,814	187,748	3:58
43	5/1 vs. No. 10 Mississippi State*									
44	5/2 vs. No. 10 Mississippi State*									
45	5/3 vs. No. 10 Mississippi State*									
46	5/5 vs. UTSA									
47	5/8 at Tennessee*									
48	5/9 at Tennessee*									
49	5/10 at Tennessee*									
50	5/14 vs. Missouri*									
51	5/15 vs. Missouri*									
52	5/16 vs. Missouri*									

* Southeastern Conference game | ^Daikin Park



0 JAYDEN DUPLANTIER
INF/OF R/R 6-0 200 Sr.
Humble, TX



1 TEMO BECERRA
INF R/R 6-0 195 R-Sr.
Clovis, CA



4 JASON FLORES
RHP R/R 6-1 240 So.
Wylie, TX




5 ETHAN MENDOZA
INF R/R 5-10 200 Jr.
Bedford, TX



6 ANTHONY PACK JR.
OF L/L 5-10 190 Fr.
Lakewood, CA




7 ANDREW ERMIS
C R/R 6-1 210 Jr.
San Antonio, TX



8 CARSON TINNEY
C R/R 6-4 240 Jr.
Castle Pines, CO



9 JONAH WILLIAMS
OF L/L 6-3 210 So.
Galveston, TX



11 KADE BING
LHP L/L 6-1 195 Jr.
West, TX



12 HAIDEN LEFEW
LHP R/L 6-1 235 Fr.
Kannapolis, NC




13 RUGER RIOJAS
RHP R/R 6-0 195 Sr.
Wimberley, TX



14 PRESLEY GOURVILLE
C R/R 5-11 185 Fr.
Lake Charles, LA



15 JOSH LIVINGSTON
INF L/R 6-0 215 Gr.
Prosper, TX



17 WILL HILL
OF R/R 5-10 210 Fr.
Humble, TX



19 JACK MCKERNAN
LHP L/L 5-11 205 Fr.
Missouri City, TX




24 ADRIAN RODRIGUEZ
INF S/B 6-2 200 So.
Flower Mound, TX




27 CAL HIGGINS
LHP L/L 6-4 240 Gr.
Kearney, NE




28 GRADY WESTPHAL
RHP R/R 6-2 200 Fr.
Leawood, KS




29 BLAKE PETERSON
OF R/R 6-0 210 R-So.
Austin, TX



30 KALEB ROGERS
RHP R/R 5-11 200 Fr.
San Antonio, TX



31 CASEY BORBA
INF L/R 6-1 210 Jr.
Santa Ana, CA



32 MADDOX MONSOUR
OF/INF R/R 5-11 205 Fr.
Carrollton, GA



33 CONNOR MCCREERY
RHP R/R 6-6 235 Sr.
Williston Park, NY




34 MICHAEL WINTER
RHP R/R 6-3 240 Fr.
Prairie Village, KS




35 SAM COZART
RHP R/R 6-6 260 Fr.
High Point, NC




36 CALLUM EARLY
INF L/R 6-0 190 So.
Midlothian, VA




38 MAX GRUBBS
RHP R/R 6-1 220 Gr.
Arlington, TX




41 CODY HOWARD
RHP R/R 6-1 210 R-Sr.
The Woodlands, TX



42 DARIYAN PENDERGRASS
OF L/L 6-10 165 R-Sr.
Hartsville, SC



43 AIDEN ROBBINS
OF R/R 6-2 205 Jr.
Yardley, PA



44 ASHTON LARSON
RHP R/R 6-6 210 Jr.
Overland Park, KS



45 THOMAS BURNS
RHP R/R 6-3 240 Jr.
Hortonville, WI



46 ETHAN WALKER
LHP L/L 6-0 200 R-Jr.
Ashburn, VA




48 HUDSON HAMILTON
RHP R/R 6-1 225 Jr.
Spring, TX




53 LUKE HARRISON
LHP L/L 6-2 220 Gr.
Friendswood, TX




55 JACK PARIS
RHP R/R 6-2 230 Fr.
Houston, TX




67 BRODY WALLS
RHP R/R 6-0 200 Fr.
McKinney, TX




80 COOPER RUMMEL
RHP R/R 6-2 235 Fr.
Austin, TX



88 BRETT CROSSLAND
RHP R/R 6-5 255 Fr.
Phoenix, AZ



95 JADYN FURGASON
RHP R/R 6-1 195 Fr.
St. Louis, MO



99 DYLAN VOLANTIS
LHP L/L 6-6 220 So.
Thousand Oaks, CA




22 JIM SCHLOSSNAGLE
Head Coach



39 NOLAN CAIN
Associate Head Coach



40 MAX WEINER
Assistant Coach



2 TROY TULOWITZKI
Assistant Coach



@TEXASBASEBALL