

MISSISSIPPI STATE

MISSISSIPPI STATE BASEBALL

2021 NATIONAL CHAMPIONS

136 Seasons | 41 NCAA Tournament Appearances | 12 College World Series Appearances | 20 MLB First-Round Draft Picks

MAY 14-16 | BLUE BELL PARK | COLLEGE STATION, TEXAS

2026 SCHEDULE & RESULTS

MISSISSIPPI STATE BY THE NUMBERS

Overall Record	38-14
SEC Record	15-12
at Dudy Noble Field	25-8
Road Games	9-5
Neutral Site Games	4-1
Streak	L2
Last 10 Games	6-4

February (11-0)

	TV	TIME
13	HOFSTRA	SECN+ W, 6-5
14	HOFSTRA (DH-1)	SECN+ W, 6-1
14	HOFSTRA (DH-2)	SECN+ W, 7-5
17	TROY	SECN+ W, 13-7
18	ALCONR STATE	SECN+ W, 19-0 [7]
20	DELAWARE	SECN+ W, 9-2
21	DELAWARE	SECN+ W, 10-0 [8]
22	DELAWARE	SECN+ W, 7-3
24	AUSTIN PEAY	SECN+ W, 16-3 [7]
27	vs. Arizona State (1)	FloCollege W, 8-4
28	vs. Virginia Tech (1)	FloCollege W, 15-8

March (13-4)

1	vs. #1 UCLA (1)	FloCollege L, 8-7 [10]
3	at #10 Southern Miss	ESPN+ L, 7-6
5	LIPSCOMB	SECN+ W, 8-3
6	LIPSCOMB	SECN+ W, 9-4
7	LIPSCOMB	SECN+ W, 26-0 [7]
10	vs. Tulane (2)	SECN+ W, 11-7
13	at #5 Arkansas*	SECN L, 5-4
14	at #5 Arkansas* (DH-1)	SECN+ W, 7-2
14	at Arkansas* (DH-2)	SECN+ L, 7-3
17	JACKSON STATE	SECN W, 17-1 [7]
20	VANDERBILT*	SECN W, 4-2
21	VANDERBILT*	SECN+ W, 7-2
22	VANDERBILT*	SECN+ W, 17-7 [7]
24	#11 SOUTHERN MISS	SECN+ W, 12-0 [7]
27	at #18 Ole Miss*	SECN+ W, 5-4
28	at #18 Ole Miss*	SECN+ W, 6-1
29	at #18 Ole Miss*	SECN W, 7-1
31	GRAMBLING	SECN+ W, 12-0 [7]

April (10-6)

2	#5 GEORGIA*	SECN+ L, 10-9
3	#5 GEORGIA*	SECN+ L, 3-1
4	#5 GEORGIA*	SECN+ L, 8-5 [10]
7	UAB	SECN+ W, 5-3
10	TENNESSEE*	ESPN+ L, 6-5
11	TENNESSEE*	SECN+ L, 6-2
12	TENNESSEE*	SECN+ L, 7-2
14	at Samford	ESPN+ W, 11-1 [7]
17	at South Carolina*	SECN+ W, 5-3
18	at South Carolina*	SECN W, 9-0
19	at South Carolina*	SECN+ W, 4-3 [11]
21	MEMPHIS	SECN+ W, 6-2
24	LSU*	SECN+ W, 10-8 [11]
25	LSU*	ESPN2 W, 9-8
26	LSU*	SECN+ W, 13-8
27	vs. #17 Ole Miss (3)	SECN+ W, 7-3

May (3-4)

1	at #4 Texas*	SECN+ L, 3-1
2	at #4 Texas*	SECN+ W, 7-4
3	at #4 Texas*	ESPN L, 11-6
5	NICHOLLS	SECN W, 21-6 [7]
7	#6 AUBURN*	ESPN2 W, 10-3
8	#6 AUBURN*	SECN L, 5-4
9	#6 AUBURN*	SECN L, 13-2 [7]
14	at #10 Texas A&M*	SECN+ 6 P.M.
15	at #10 Texas A&M*	SECN+ 6 P.M.
16	at #10 Texas A&M*	SECN 11 A.M.

All times central and subject to change

HOME GAMES IN BOLD CAPS | * - Southeastern Conference game
 (1) - Globe Life Field; Arlington, Texas. | (2) - Keesler Federal Park; Biloxi, Miss.
 (3) - Trustmark Park; Pearl, Miss.



MISSISSIPPI STATE BULLDOGS

Record	38-14, 15-12 SEC
Rankings	BA - 12, D1 - 13, NCBWA - 13,Perfect Game - 15, USA Today - 12
Head Coach	Brian O'Connor
Career Record	955-402-2 (23rd season)
Record at MSU	38-14 (1st season)



TEXAS A&M AGGIES

Record	37-12, 16-10 SEC
Rankings	BA - 15, D1 - 10, NCBWA - 11,Perfect Game - 13, USA Today 10
Head Coach	Michael Earley
Career Record	67-38 (2nd season)
Record at TAMU	67-38 (2nd season)

MATCHUPS AT A GLANCE

MSU	OFFENSE	TAMU	MSU	PITCHING/DEF.	TAMU
.313	Batting	.304	4.04	ERA	4.85
.538	Slugging	.574	448	IP	410
.412	On-Base Pct.	.424	0	CGs	1
117	Doubles	98	11	Saves	13
5	Triples	8	581	Strikeouts	417
91	Home Runs	108	178	Walks	132
256	Walks	282	.232	OBA	.265
55-71	SB-SBA	53-62	.977	Fielding Pct.	.980

PROBABLE PITCHERS

THURS: MSU - LHP Tomas Valincius (So., 8-2, 2.52 ERA, 105 K, 16 BB) vs. TAMU - LHP Ethan Darden (Sr., 4-1, 3.33 ERA, 20 K, 12 BB)

FRI: MSU - RHP Duke Stone (So., 6-1, 4.65 ERA, 85 K, 24 BB) vs. TAMU - TBA

SAT: MSU - TBA vs. TAMU - TBA

GAME COVERAGE

Date	TV/Stream	Play-by-Play	Analyst	Radio	PxP/Analyst
MAY 14	SEC NETWORK+	Will Johnson	Boomer White	96.1 FM/MSU App	Neil Price/Ron Polk
MAY 15	SEC NETWORK+	Will Johnson	Jon Scheschuk	96.1 FM/MSU App	Neil Price/Ron Polk
MAY 16	SEC NETWORK	Dave Neal	Gregg Olson	96.1 FM/MSU App	Neil Price/Ron Polk

Live Stats - MSU.STATBROADCAST.COM X-@HailStateBB #HailState

SERIES HISTORY

Series History vs. TAMU	MSU leads 24-23	Last Five Meetings	
MSU Streak	L1	5/21/25 (Hoover, Ala.)	L, 9-0
First Meeting	April 26, 1907	5/22/24 (Hoover, Ala.)	W, 5-3
Last Meeting	May 21, 2025	3/23/24 (College Station, Texas)	L, 6-1
Last MSU Win	May 22, 2024	3/22/24 (College Station, Texas)	W, 5-1
Last TAMU Win	May 21, 2025	3/21/24 (College Station, Texas)	L, 6-3

NUMBERS TO KNOW

3

Mississippi State hit grand slams in three consecutive games last week. Bryce Chance hit two grannys vs. Texas (5/3) and Auburn (5/7). Jacob Parker hit his vs. Nicholls (5/5).

117

The Bulldogs lead the SEC and rank 11th nationally with 117 doubles. Ace Reese (21) and Bryce Chance (18) sit first and second in the league with two-baggers.

11,780

MSU tops the country averaging 11,780 fans per game at Dudy Noble Field this season. The Diamond Dawgs rank No. 1 in total attendance at 388,737.



PROGRAM QUICK FACTS

School Information

Location	Starkville, Mississippi
Founded	1878
Enrollment	23,563
President	Dr. Mark E. Keenum
Faculty Representative	Dr. Brent Fountain
Director of Athletics	Zac Selmon
Twitter	@ZacSelmon
Affiliation	NCAA Division I
Conference	Southeastern
Nickname	Bulldogs
Colors	Maroon and White

Stadium

Name	Dudy Noble Field, Polk-DeMent Stadium
Capacity	15,000+
Field Dimensions	Left-330, Left Center-385, Center-400, Right Center-380, Right-305

Team Information

2025 Overall Record (SEC)	36-23 (15-15)
2025 Home / Away / Neutral	22-8 / 9-11 / 5-4
2025 Postseason	NCAA Regional
Lettermen Returning/Lost	16/17
Position Starters Returning/Lost	5/4
Pitchers Returning/Lost	7/13
2026 Newcomers	26 (8 Freshmen, 18 Transfers)

Program Information

First Year of Baseball	1885 (136th season)
First Year in SEC	1933 (Charter Member)
All-Time Record (Win %)	2,919-1,714-29 (.629)
All-Time SEC Record (Win %)	1,044-914-3 (.533)
SEC Championships (Last)	11 (2016)
SEC Tournament Championships (Last)	7 (2012)
NCAA Tournaments (Last)	41 (2025)
NCAA Super Regionals (Last)	10 (2021)
College World Series (Last)	12 (2021)
National Championship (Last)	1 (2021)

MEDIA INFORMATION

BASEBALL MEDIA PORTAL

Mississippi State has created an online portal for media members covering the Bulldogs' baseball program. To access the portal, visit hailst.at/BBMedia.

The Baseball Press Box Page of HailState.com will include links to media guides, quick facts, game notes, box scores, recaps, pool photography and team and staff headshots.

PRESS BOX SERVICES

A complete NCAA box score and pertinent game facts are available to members of the working media following each game. Seats will be assigned. A pregame meal will be passed out in the press box approximately one hour prior to each game.

The press box is equipped with high-speed internet and telephone access. It is also set up to accommodate television and team radio/video personnel.

RADIO BROADCASTS

Dudy Noble Field houses radio lines to support home and visitor radio broadcasts. For more information on the phone lines, please contact Logan Lowery in the Communications office.

POSTGAME INTERVIEWS

Requested MSU players, along with head coach Brian O'Connor, will be available for a postgame media session in the Omaha Room approximately 20 minutes after home games. The Mississippi State locker room and team spaces are closed to the media.

MSU PLAYER/COACH AVAILABILITY

Players and coaches will be made available to the media upon request. Those wishing to set up an interview must contact Logan Lowery via phone or email at least 48 hours prior to the desired interview time. On gameday, players and coaches are only available postgame.

In most cases, players will be available for a brief time before or after practices which are typically scheduled on weekday afternoons.

Media members are NOT permitted to contact student-athletes on their own at any time. This includes phone, email, text or through social media platforms. Student-athletes' contact information will not be given out.

PHOTOGRAPHERS / VIDEOGRAPHERS

A limited number of photographers and videographers will be permitted to shoot in the photo wells at each end of home and visiting dugouts. Those wishing to shoot a game must request access at least 48 hours before the game.

To access the SEC's media FTP, contact licensing@xosdigital.com.

CONTACT INFORMATION:

LOGAN LOWERY

Baseball

Office	(662)251-2467
Email	LLOWERY@athletics.msstate.edu
X	@loganlowery





2026 ROSTER

NUMERICAL

#	Name	Pos.	B/T	Ht.	Wt.	Cl./Exp.	Hometown/High School (Previous School)
2	Jacob Parker	OF	L/R	6-3	220	Fr./HS	Purvis, Miss. / Purvis HS
3	Ace Reese	INF	L/R	6-4	220	Jr./1L	Canton, Texas / Canton HS (Houston)
4	Tomas Valincius	LHP	L/L	6-2	225	So./TR	Lockport, Ill. / Baylor School [TN] (Virginia)
5	Aidan Teel	OF	L/R	6-0	200	R-Jr./TR	Mahwah, N.J. / Mahwah HS (Virginia)
6	James Nunnallee	OF	L/R	6-1	190	So./TR	San Diego, Calif. / Lightridge [VA] HS (Virginia)
7	Reed Stallman	1B/OF	L/L	6-3	220	Gr./1L	Robins, Iowa / Alburnett HS (Campbell)
8	Charlie Foster	LHP	R/L	6-4	205	So./1L	Snellville, Ga. / Brookwood HS
9	Ryder Woodson	INF	R/R	6-3	190	So./TR	Naples, Fla. / St. John Neumann HS (NC State)
10	Drew Wyers	INF	R/R	6-2	200	Sr./TR	Columbus, N.J. / Northern Burlington County Regional (Bryant)
11	Duke Stone	RHP	R/R	6-5	235	So./1L	Uvalda, Ga. / Jeff Davis HS
12	Chone James	INF/UTL	R/R	6-0	185	So./TR	Myrtle Beach, S.C. / Socastee HS (Virginia)
13	William Kirk	LHP	L/L	6-2	205	R-Fr./TR	Saddle River, N.J. / Ramsey HS (Virginia)
14	Vytas Valincius	OF	R/R	6-4	230	Gr./TR	Lockport, Ill. / Baylor School [TN] (Illinois)
15	Tanner Beliveau	RHP/UTL	R/R	6-3	225	Fr/HS	Petal, Miss. / Petal HS
16	Braden Booth	RHP	R/R	6-2	200	R-Fr./RS	Madison Ala. / Bob Jones HS
17	Parker Rhodes	RHP	R/R	6-1	185	Fr./HS	Greenfield, Ind. / Greenfield-Central HS
18	Noah Sullivan	UTL/RHP	R/R	6-1	215	Gr./1L	Orlando, Fla. / Dr. Phillips HS (USC Upstate)
19	Andrew Raymond	C	L/R	6-1	205	So./TR	Middletown, Md. / Middletown HS (George Mason)
20	Maddox Miller	LHP	L/L	6-4	185	Fr./HS	Hattiesburg, Miss. / Oak Grove HS
21	Kevin Milewski	C	R/R	6-5	235	Jr./TR	Wallington, Conn. / Notre Dame-West Haven HS (Seton Hall)
22	Nick Frontino	INF	R/R	6-3	205	Fr./HS	Bonita Springs, Fla. / St. John Neumann HS
23	Jackson Owen	C	R/R	5-10	200	Gr./1L	Starkville, Miss. / Starkville HS (Northeast Mississippi CC)
24	Jack Bauer	LHP	L/L	6-4	195	Fr./HS	Frankfort, Ill. / Lincoln Way East HS
25	Chris Billingsley Jr.	RHP	R/R	6-4	205	Jr./JC	Brent, Ala. / Bibb County HS (East Central [MS] CC)
27	Peter Mershon	UTL	R/R	6-2	205	Fr./HS	Taylors, S.C. / Eastside HS
28	Ryan McPherson	RHP	R/R	6-3	215	So./1L	Hollywood, Fla. / North Broward Prep
29	Maddox Webb	RHP	R/R	6-2	195	Jr./TR	Summerville, S.C. / Summerville HS (The Citadel)
30	Jackson Logar	RHP	R/R	6-0	215	Jr./TR	Medford, N.J. / Shawnee HS (James Madison)
31	Charlie Wortham	UTL	R/R	6-1	205	Fr./HS	St. Peters, Mo. / De Smet Jesuit HS
32	Peyton Fowler	RHP	R/R	6-3	195	Jr./JC	Gluckstadt, Miss. / Germantown HS (Meridian CC)
33	Blake Bevis	1B/OF	R/R	6-4	230	Sr./TR	Brentwood, Tenn. / Ravenwood HS (Ball State)
34	Gehrig Frei	INF/OF	S/R	6-1	210	Gr./1L	Alpharetta, Ga. / South Forsyth HS (North Alabama)
35	Ben Davis	RHP	R/R	6-4	230	Sr./1L	Booneville, Miss. / Booneville HS (Itawamba CC)
36	Tyler Pitzer	RHP	L/R	6-3	205	Jr./TR	McDonald, Penn. / South Fayette Township HS (South Carolina)
37	Brendan Sweeney	RHP	R/R	6-7	210	Sr./TR	Edmond, Okla. / Edmond North HS (South Carolina)
38	Bryce Chance	OF	R/R	5-10	180	Gr./3L	Ridgeland, Miss. / Madison-Ridgeland Academy
39	Patrick Spencer Jr.	RHP	R/R	6-3	215	R-So./JC	Greenville, Miss. / Washington School (Pearl River CC)
42	Jack Gleason	RHP	R/R	6-1	200	R-Fr./RS	Germantown, Tenn. / Briarcrest Christian HS
45	Dane Burns	LHP	R/L	6-5	215	So./1L	Regina, Saskatchewan, Canada / Prosper [TX] HS
47	JT Schnoor	RHP	R/R	6-4	225	R-Jr./RS	Pascagoula, Miss. / Resurrection Catholic School (Pearl River CC)
49	Gatlin Sanders	INF	L/R	5-11	185	Sr./Sr.	Madison, Miss. / Madison Central HS (Jones CC)

COACHING / SUPPORT STAFF

- 26 Brian O'Connor - Head Coach (First Season; Creighton, 1993)
- 44 Kevin McMullan - Associate Head Coach (First Season; Indiana University of Pennsylvania, 1990)
- 51 Matt Kirby - Assistant Coach (First Season; William & Mary, 2003)
- 24 Justin Parker - Assistant Coach (Third Season; Wright State, 2012)
- Justin Armistead - Associate A.D./Baseball (First Season; Virginia, 2008)
- Mike Roberts - Director of Player Development and Scouting (First Season; VMI, 2012)
- Justin Weiss - Baseball Operations Coordinator (First Season; Lafayette College, 2023)
- Jonathan French - Data/Video Analytics Coordinator (Second Season; South Carolina, 2023)
- Joe Savino - Pitching Coordinator (First Season; Elon, 2023; Virginia 2024)
- Scott Shipman - Strength and Conditioning Coach (Fourth Season; Augusta University, 2013)
- Jason Wire - Associate Athletic Trainer (16th Season; St. Cloud State, 2006)
- Travis Reifsnider - Scouting/Assistant Recruiting Coordinator (First Season; James Madison, 2022; Virginia 2023)

ROSTER BREAKDOWN

BY POSITION

RHP - 16 (Stone, Beliveau, Booth, Rhodes, Sullivan, Billingsley, McPherson, Webb, Logar, Fowler, Davis, Pitzer, Sweeney, Spencer, Gleason, Schnoor)
LHP - 6 (T. Valincius, Foster, Kirk, Miller, Bauer, Burns)
C - 3 (Raymond, Milewski, Owen)
1B - 2 (Stallman, Bevis)
IF - 7 (Reese, Woodson, Wyers, James, Frontino, Frei, Sanders)
OF - 8 (Parker, Teel, Nunnallee, Stallman, V. Valincius, Bevis, Frei, Chance)
UTL - 5 (James, Beliveau, Sullivan, Mershon, Wortham)

BY CLASS

FRESHMEN - 11 (Parker, Kirk (RS), Beliveau, Booth [RS], Rhodes, Miller, Frontino, Bauer, Mershon, Wortham, Gleason [RS])
SOPHOMORES - 10 (T. Valincius, Nunnallee, Foster, Woodson, Stone, James, Raymond, McPherson, Spencer [RS], Burns)
JUNIORS - 9 (Reese, Teel [RS], Milewski, Billingsley, Webb, Logar, Fowler, Pitzer, Schnoor [RS])
SENIORS - 5 (Wyers, Bevis, Davis, Sweeney, Sanders)
GRADUATES - 6 (Stallman, V. Valincius, Sullivan, Owen, Frei, Chance)

BY STATE

MISSISSIPPI - 10 (Parker, Beliveau, Miller, Owen, Fowler, Davis, Chance, Spencer, Schnoor, Sanders)
NEW JERSEY - 4 (Teel, Wyers, Kirk, Logar)
FLORIDA - 4 (Woodson, Sullivan, Frontino, McPherson)
ILLINOIS - 3 (T. Valincius, V. Valincius, Bauer)
GEORGIA - 3 (Foster, Stone, Frei)
SOUTH CAROLINA - 3 (James, Mershon, Webb)
ALABAMA - 2 (Booth, Billingsley)
TENNESSEE - 2 (Bevis, Gleason)
TEXAS - 1 (Reese)
CALIFORNIA - 1 (Nunnallee)
IOWA - 1 (Stallman)
INDIANA - 1 (Rhodes)
MARYLAND - 1 (Raymond)
CONNECTICUT - 1 (Milewski)
MISSOURI - 1 (Wortham)
PENNSYLVANIA - 1 (Pitzer)
OKLAHOMA - 1 (Sweeney)
CANADA - 1 (Burns)

PRONUNCIATION GUIDE

Tomas Valincius	Toe-Mas Vuh-link-cuss
Chone James	Sean or Shaun
Vytas Valincius	Vee-Tuss Vuh-lynn-see-us
Tanner Beliveau	Bell-iv-0
Kevin Milewski	Mill-Eww-Ski
Peter Mershon	Murr-Shawn
Blake Bevis	Beavis
JT Schnoor	S-newer
Jackson Logar	Low-Gar
Gehrig Frei	Fry



PROJECTED STARTERS

2026 statistics listed | Probable starters based on previous games


Pos.	Name	Elg.	B/T	Ht./Wt.	Avg.	H	HR	RBI	Notes
C	Kevin Milewski	Jr.	R/R	6-5/235	.190	19	8	18	MVP of Governor's Cup; Started a team-best 32 games behind the plate; Hit walk-off two-run HR vs. LSU (4/24) in 11th inning.
1B	Reed Stallman	Gr.	L/L	6-3/220	.311	42	11	45	Has starts at 1B, LF, DH this season; Has three two homer games UCLA (3/1), Tennessee (4/10) and Nicholls (5/5) this season.
2B	Gehrig Frei	Sr.	S/R	6-1/210	.326	60	9	37	Has started at five different positions (1B, 2B, 3B, LF, DH) at MSU; Tied for team lead w/18 multi-hit games this season; Hit four leadoff HRs in '25.
SS	Ryder Woodson	So.	R/R	6-3/190	.261	43	4	30	NC State transfer has started 46 of 52 games at shortstop; Hit game-tying RBI single with two outs in bottom of the ninth vs. LSU (4/24).
3B	Ace Reese	Jr.	L/R	6-3/205	.335	68	18	63	First team All-American; Has 39 extra-base hits this year; Leads the SEC with 21 doubles; Hit .632 last week with two doubles, three HRs and nine RBIs.
LF	Bryce Chance	Gr.	R/R	5-10/180	.371	63	2	32	Lone Bulldog to play for MSU prior to 2025; Former walk-on; 188 career starts; 1,000 career fielding %; Grand slams vs. Texas (5/3), Auburn (5/7).
CF	Aidan Teel	R-Jr.	L/R	6-0/200	.296	40	5	22	Went 4-for-4 with a HR vs. Southern Miss (3/24); Homered vs. LSU (4/26); Brother, Kyle, is a catcher for the White Sox.
RF	Jacob Parker	Fr.	L/R	6-3/220	.318	41	11	45	Has made 34 starts; Drafted by the Diamondbacks in 2025 MLB Draft; Batting .303 in SEC play; Has blasted two grand slams in his last 10 games.
DH	Noah Sullivan	Gr.	R/R	6-1/215	.330	58	8	37	First team All-American; Is 10-of-11 on steal attempts (2nd on MSU); Led MSU going 2-for-3 with a pair of singles vs. Texas A&M last year.

TEAM STATISTICAL RANKINGS



NCAA Category	Rank	Rank
Batting		
Base on Balls	62	27
Batting Average	14	35
Doubles	11	80
Hit By Pitch	204	131
Hits	15	86
Home Runs	15	4
On-Base Percentage	33	13
Runs	16	10
Sacrifice Bunts	202	287
Sacrifice Flies	122	166
Scoring	22	6
Slugging Percentage	9	4
Stolen Bases	193	190
Triples	262	174
Pitching		
Earned Run Average	14	63
Hit Batters	266	250
Hits Allowed Per 9 Inn.	20	116
Shutouts	4	39
Strikeout-to-Walk Ratio	7	9
Strikeouts Per 9 Innings	3	64
WHIP	13	34
Walks Allowed Per 9 Inn.	28	2
Miscellaneous		
Double Plays Turned	255	200
Fielding Percentage	48	20
Triple Plays	--	--
RPI	11	10
	(as of 5/12)	(as of 5/12)

National statistical rankings listed above will be updated prior to each weekend series and midweek games.



National Rankings

Baseball America

- UCLA
- North Carolina
- Georgia Tech
- Auburn
- Georgia
- Texas
- Oregon State
- Southern Miss
- Florida
- Arkansas
- Florida State
- Mississippi State
- West Virginia
- USC
- Texas A&M
- Kansas
- Coastal Carolina
- Cincinnati
- Alabama
- Oklahoma
- Oklahoma State
- Ole Miss
- Oregon
- Tennessee
- UC Santa Barbara

D1Baseball

- UCLA
- North Carolina
- Georgia Tech
- Georgia
- Auburn
- Texas
- Oregon State
- Southern Miss
- West Virginia
- Texas A&M
- Florida State
- Arkansas
- Mississippi State
- Kansas
- Ole Miss
- Oregon
- Southern California
- Alabama
- Florida
- Coastal Carolina
- Oklahoma State
- Arizona State
- Boston College
- Nebraska
- Cincinnati

NCBWA

- UCLA
- North Carolina
- Georgia Tech
- Georgia
- Auburn
- Oregon State
- Texas
- Southern Miss
- West Virginia
- Florida State
- Texas A&M
- Arkansas
- Mississippi State
- USC
- Oregon
- Coastal Carolina
- Kansas
- Alabama
- Florida
- Ole Miss
- Nebraska
- Oklahoma State
- Arizona State
- Jacksonville State
- Boston College

Perfect Game

- UCLA
- North Carolina
- Georgia Tech
- Georgia
- Auburn
- Texas
- Oregon State
- Florida State
- Oregon State
- Southern Miss
- Oregon
- Coastal Carolina
- Texas A&M
- Alabama
- Mississippi State
- USC
- Kansas
- Florida
- Nebraska
- Cincinnati
- Arkansas
- Boston College
- Oklahoma State
- Ole Miss
- Arizona State

USA Today Coaches

- UCLA
- North Carolina
- Georgia Tech
- Georgia
- Texas
- Auburn
- Oregon State
- Florida State
- Southern Miss
- Texas A&M
- West Virginia
- Mississippi State
- Southern California
- Arkansas
- Oregon
- Alabama
- Kansas
- Coastal Carolina
- Ole Miss
- Florida
- Nebraska
- Arizona State
- Oklahoma State
- Boston College
- Jacksonville State

PITCHING PROBABLES

GAME 1



#4 TOMAS VALINCIUS LHP Soph.

6-2 | 225 | Lockport, Ill. | Baylor School [TN] | Virginia

2026: 8-2, 2.52 ERA, 13 G/13 GS, 75 IP, 58 H, 21 ER, 16 BB, 105 K
CAREER: 13-3, 3.48 ERA, 26 G/25 GS, 139.2 IP, 122 H, 54 ER, 33 BB, 175 K

2026 SEASON

- Picked up the win in MSU debut vs. Hofstra in the first game of a doubleheader vs. Hofstra (2/14). Struck out six across 5 1/3 shutout innings.
- Named SEC Co-Pitcher of the Week after tossing a career-high seven shutout innings in a start at No. 5 Arkansas (3/14) and matching his season-high with seven strikeouts and only allowing two hits.
- Struck out a career-best 14 batters and matched a career-long seven innings allowing only two hits and no earned runs in a win over Vanderbilt (3/21), earning a spot on Baseball America's National Team of the Week.
- Fanned 13 across 6 2/3 inning and did not walk anyone in a win over No. 6 Auburn on May 7. He also tossed a personal-best 112 pitches.

2026 GAME LOG

DATE	OPP.	DEC.	IP	H	R	ER	HR	BB	K	NP	ERA
2/14	HOFSTRA-1*	W	5.1	4	0	0	0	1	6	68	0.00
2/21	DELAWARE*	W	6.0	5	0	0	0	2	7	89	0.00
2/28	VIRGINIA TECH*	W	5.1	4	2	2	1	1	7	93	1.08
3/6	LIPSCOMB*	--	4.0	4	2	2	0	2	6	78	1.74
3/14	ARKANSAS*	W	7.0	2	0	0	0	2	7	105	1.30
3/21	VANDERBILT*	W	7.0	2	2	0	0	1	14	103	1.04
3/28	OLE MISS*	W	5.0	3	0	0	0	2	9	90	0.91
4/3	GEORGIA*	L	7.1	4	2	2	2	0	10	95	1.15
4/10	TENNESSEE*	--	6.0	8	3	3	2	1	6	80	1.53
4/17	S. CAROLINA*	W	6.2	6	3	3	1	1	11	102	1.81
4/24	LSU	--	3.2	8	7	3	1	1	4	90	2.13
5/1	TEXAS	L	5.0	4	3	3	0	2	5	88	2.37
5/7	AUBURN	W	6.2	4	3	3	1	0	13	112	2.52
TOTALS		8-2	75.0	58	27	21	8	16	105	1,186	2.52

GAME 2



#11 DUKE STONE RHP Soph.

6-5 | 235 | Uvalda, Ga. | Jeff Davis HS

2026: 6-1, 4.65 ERA, 14 G/12 GS, 62 IP, 65 H, 32 ER, 24 BB, 85 K
CAREER: 6-1, 4.73 ERA, 19 G/12 GS, 66.2 IP, 71 H, 35 ER, 27 BB, 92 K

2026 SEASON

- Pitched two innings and earned the win in relief in the season opener vs. Hofstra on Feb. 13.
- Worked four shutout innings of relief with six strikeouts and surrendered only one baserunner in a win vs. Delaware (2/22).
- Logged four perfect innings in a start vs. Lipscomb (3/7) with six strikeouts.
- Collected first-career SEC victory in a start against Vanderbilt (3/22).
- Set new career-highs in strikeouts (12), innings (six) and pitches (101) in a win at South Carolina (4/18), which earned him SEC Co-Pitcher of the Week.

2026 GAME LOG

DATE	OPP.	DEC.	IP	H	R	ER	HR	BB	K	NP	ERA
2/13	HOFSTRA	W	2.0	3	2	2	0	2	4	47	9.00
2/17	TROY*	--	4.0	1	1	1	0	0	6	58	4.50
2/22	DELAWARE	W	4.0	1	0	0	0	0	6	47	2.70
3/1	UCLA*	--	3.2	5	3	3	1	0	2	66	3.95
3/7	LIPSCOMB*	W	4.0	0	0	0	0	0	6	56	3.06
3/14	ARKANSAS*	--	4.2	5	3	3	0	2	9	84	3.63
3/22	VANDERBILT*	W	4.0	6	6	3	4	1	4	78	4.10
3/29	OLE MISS*	W	5.2	4	1	1	0	7	8	98	3.66
4/4	GEORGIA*	--	4.0	5	2	2	0	3	10	99	3.75
4/11	TENNESSEE*	L	5.2	11	5	5	1	0	3	76	4.32
4/18	S. CAROLINA*	W	6.0	5	0	0	0	3	12	101	3.78
4/25	LSU	--	4.2	7	7	7	2	3	3	94	4.64
5/2	TEXAS	--	5.0	5	1	1	1	1	5	86	4.40
5/8	AUBURN	--	4.2	7	4	4	0	2	7	95	4.65
TOTALS		6-1	62.0	65	35	32	9	24	85	1,085	4.65

GAME 3



TBA

2026:
CAREER:

2026 SEASON

DATE	OPP.	DEC.	IP	H	R	ER	HR	BB	K	NP	ERA
------	------	------	----	---	---	----	----	----	---	----	-----

TOTALS





MISC. HITTING STATS

2026 MULTI-HIT GAMES

PLAYER	2	3	4	5+	TOTAL
Bryce Chance	14	3	1	-	18
Gehrig Frei	16	2	-	-	18
Ace Reese	9	5	2	1	17
Noah Sullivan	11	4	1	-	16
Ryder Woodson	8	2	1	-	11
Jacob Parker	7	3	-	-	10
Aidan Teel	7	2	1	-	10
Reed Stallman	4	2	2	-	8
Vytas Valincius	5	3	-	-	8
Blake Bevis	5	2	-	-	7
Drew Wyers	3	1	1	-	5
Andrew Raymond	4	-	-	-	4
Chone James	3	-	-	-	3
Kevin Milewski	1	1	-	-	2
Peter Mershon	1	-	-	-	1
James Nunnallee	1	-	-	-	1
TOTAL	99	30	9	1	139

2026 MULTI-RBI GAMES

PLAYER	2	3	4	5+	TOTAL
Ace Reese	8	4	3	2	17
Reed Stallman	7	3	2	1	13
Jacob Parker	6	3	1	1	11
Gehrig Frei	7	2	-	-	9
Noah Sullivan	5	2	1	1	9
Blake Bevis	3	3	-	1	7
Bryce Chance	4	1	1	1	7
Ryder Woodson	5	2	-	-	7
Aidan Teel	2	1	1	-	4
Drew Wyers	2	2	-	-	4
Chone James	4	-	-	-	4
Andrew Raymond	3	-	-	-	3
Kevin Milewski	2	-	1	-	3
Vytas Valincius	1	-	2	-	3
James Nunnallee	-	1	-	-	1
Peter Mershon	-	-	1	-	1
TOTAL	59	24	13	7	103

HITTING STREAKS

PLAYER	SEASON	CURRENT	CAREER
Gehrig Frei	15	4	15
Bryce Chance	13	9	18
Aidan Teel	10	-	10
Blake Bevis	9	-	10*
Jacob Parker	8	-	8
Kevin Milewski	7	-	12*
Ace Reese	6	4	22
Chone James	6	-	6
Noah Sullivan	6	4	10
Reed Stallman	6	2	6
Ryder Woodson	6	-	6
James Nunnallee	6	-	6
Andrew Raymond	5	1	8*
Vytas Valincius	5	2	10*
Drew Wyers	2	1	9*
Peter Mershon	1	1	1
Gatlin Sanders	-	-	6

* - indicates streaks from previous school

HOME RUNS

PLAYER	TOTAL	'26	'25	'24	'23	'22
Blake Bevis	46	5	18*	12*	11*	--
Ace Reese	46	18	21	7*	--	--
Noah Sullivan	45	8	15	17*	2*	3*
Gehrig Frei	39	9	8	15*	7*	--
Reed Stallman	37	11	11	15*	--	--
Kevin Milewski	25	8	16*	1*	--	--
Drew Wyers	25	4	11*	8*	2*	--
Vytas Valincius	21	2	7*	12*	0*	--
Aidan Teel	15	5	7*	3*	--	--
Bryce Chance	14	2	4	6	2	--
Jacob Parker	11	11	--	--	--	--
Ryder Woodson	7	4	3*	--	--	--
Andrew Raymond	7	2	5*	--	--	--
James Nunnallee	2	1	1*	--	--	--
Chone James	1	1	0*	--	--	--

* - indicates home runs from previous school

O'CONNOR ERA BEGINS

- Moments after Mississippi State was eliminated in the finals of the 2025 Tallahassee Regional, the Bulldogs announced the hiring of hall of famer Brian O'Connor as its 19th head baseball coach.
- O'Connor comes to Starkville following a highly successful 22-year stint at Virginia where he led the Cavaliers to 18 NCAA Tournament appearances (including a stretch 14 straight), seven trips to the College World Series and the 2015 national championship.
- The 54-year old from Council Bluffs, Iowa is a three-time National Coach of the Year and was named ACC Coach of the Year five times. He led the Hoos to two ACC regular season championships, two ACC Tournament titles and was the national runner-up in 2014.
- O'Connor has five 50-win seasons and 13 seasons of at least 40 victories to his credit. He ranks second among active Division I coaches in career winning percentage (.702).
- The Creighton alum is one of eight active Division I coaches to win a national championship and one of only 20 people to play and also coach in the College World Series.
- O'Connor has produced 109 MLB Draft picks, 14 first round picks and 36 MLB players.

SELECTING A STAFF

- Brian O'Connor brought most of his coaching staff with him from Virginia. Associate head coach Kevin McMullan, who serves as hitting and third base coach, was at O'Connor's side for all 22 years in Charlottesville. McMullan has twice been named the National Assistant Coach of the Year in 2009 and 2024.
- Assistant coach Matt Kirby, who works with the catchers and is the first base coach, worked under O'Connor for 14 seasons at Virginia, including 12 as a volunteer assistant before being promoted to a full-time assistant and recruiting coordinator in 2023.
- Five other members of the Bulldogs' staff have spent time working for O'Connor at Virginia in their careers (Associate A.D./Baseball Justin Armistead, Director of Player Development and Scouting Mike Roberts, Director of Player Development Justin Weiss, Pitching Coordinator Joe Savino, Scouting/Assistant Recruiting Coordinator Travis Reifsnider).

RETAINING JUSTIN PARKER

- Brian O'Connor chose to retain one member of MSU's previous coaching staff in pitching coach Justin Parker.
- During his first two seasons in Starkville, Parker's pitching staffs have certainly been strikeout artists. The Bulldogs fanned 486 batters during Parker's first season in 2024, which is the fourth-most all-time in a single season in school history. They followed up with 494 K's last year, which ranks third all-time in MSU's annals.
- Parker was also promoted as Mississippi State's interim head coach last season after parting ways with Chris Lemonis on April 28. The Diamond Dawgs closed out the regular season by winning nine of their final 10 regular season games, including sweeps of Kentucky and Missouri and a series win against archrival Ole Miss. MSU went 11-4 under Parker and reached the finals of the Tallahassee Regional.
- Parker has had 14 pitchers drafted during his two seasons at State, which is tied for the most of any program in the country during that span.
- Although Parker is well respected as a pitching coach, he was not a pitcher himself. The Fort Wayne, Indiana native was a two-time first team All-Horizon League shortstop at Wright State in 2007-08 as well as being tabbed to the Horizon League All-Newcomer Team as a freshman in 2006. He had a .359 career batting

average in college with 17 homers and 121 RBIs. Parker was drafted in the sixth round by Arizona and spent three seasons in the minor leagues playing for the Diamondbacks and Brewers organizations.

TOP FIVE BATS ARE BACK

- Mississippi State hit a program-record 103 home runs last season and finished 2025 with a collective .304 batting average as a team.
- The Bulldogs have the luxury of having their top five hitters back this spring, all of which batted .317 or better.
- First team All-American Ace Reese led the team hitting .352 with 80 hits, 18 doubles, 21 homers, 66 RBIs, 163 total bases and a .718 slugging percentage.
- First team All-American Noah Sullivan was the only player to start all 59 games and was third in the SEC with a .475 on-base percentage. He also hit .345 with 70 hits, 16 doubles, 15 homers and 46 RBIs.
- Switch-hitter Gehrig Frei led off 33 times in 2015 while starting at four different positions (LF, 2B, 3B, 1B). Frei batted .345 with 11 doubles, eight homers and 17 RBIs. Half of his homers were leadoff long balls.
- Bryce Chance appeared in all but one game last season while batting .332 with 69 hits, 14 doubles, a triple, four homers, 43 RBIs and was second on the team with 10 steals in 11 attempts.
- Gatlin Sanders started 42 games at second base and committed only four errors all season. He also hit .317 at the plate with 44 hits, five doubles and drove in 23 runs.

PORTAL POWER

- Mississippi State's roster consists of 26 newcomers - 18 of which were obtained from the transfer portal.
- According to D1Baseball, the Diamond Dawgs brought in the nation's No. 2 portal class, five of which chose to accompany coach Brian O'Connor from Virginia.
- Third team All-ACC outfielder Aidan Teel and ACC All-Freshman Team pitcher Tomas Valincius came to Starkville from the Cavaliers as did outfielder James Nunnallee (40) and infielder/utility man Chone James (15), who combined to start 55 games as true freshmen in 2025. Also making the move from Charlottesville was redshirt freshman lefty hurler William Kirk, who was the 2024 Gatorade Player of the Year in New Jersey.
- The Bulldogs also brought in five other all conference performers in their transfer class, including infielder Drew Wyers who was the 2025 America East Player of the Year at Bryant where he hit .407 with 11 homers and 50 RBIs.
- Valincius' older brother, Vytas, was a second team All-Big Ten outfielder at Illinois where he led the Illini in with a .348 batting average, 71 hits and 14 doubles.
- Catcher Kevin Milewski was a second team All-Big East performer at Seton Hall where he hit .303 with 16 homers and 58 RBIs as a sophomore last season.
- Maddox Webb became the first player from The Citadel to earn first team All-SoCon honors since 2017 after posting a 4-1 record with five saves last spring.
- First baseman/outfielder Blake Bevis is a two-time All-MAC performer at Ball State where he was a career .296 hitter with 41 long balls and 146 runs batted in.
- Other portal additions include pitchers Jackson Logar (James Madison), Tyler Pitzer (South Carolina) and Brendan Sweeney (South Carolina), catcher Andrew Raymond (George Mason) and infielder Ryder Woodson (NC State).
- MSU also added a pair of arms from instate junior colleges in Chris Billingsley Jr. (East Central) and Peyton Fowler (Meridian).



ALL-AMERICAN TRIO

- Three members of MSU's roster were tabbed preseason All-Americans entering the 2026 campaign.
- Third baseman Ace Reese was named a first team selection by Perfect Game and Baseball America and a second teamer by D1Baseball and the National Collegiate Baseball Writers Association. The NCBWA selected Reese as a first team All-American last season and received second team honors from D1Baseball, Baseball America and the American Association of Baseball Coaches. He also garnered third team All-America honors from Perfect Game in 2025.
- Noah Sullivan drew first preseason first team recognition from the NCBWA as a designated hitter/utility player. Sullivan was also a 2025 first team selection by the NCBWA and a third team All-American by Baseball America.
- Virginia transfer Aidan Teel also received preseason praise from the NCBWA after being named a fourth team All-American.
- State has had 85 student-athletes selected as All-Americans, earning a total of 165 honors during its storied history.

COMING UP ACES

- Ace Reese's first season at Mississippi State was one of the finest in school history and walked away with multiple SEC and national honors in 2025.
- Reese led the Diamond Dawgs batting .352 with 80 hits, 18 doubles, 21 homers, 66 RBIs, 163 total bases and a .718 slugging percentage which ranking in the top seven in the SEC in each of those categories.
- Reese's 21 homers in 2025 were the eighth-most in a single season in MSU history.
- The Canton, Texas native also produced 25 multi-hit games, 20 multi-RBI games and five multi-homer games.
- Reese was tabbed as an All-American by the NCBWA (first team), D1Baseball (second team), Baseball America (second team), ABCA (second team) and Perfect Game (third team).
- The third baseman was also named the SEC Newcomer of the Year and a first team All-SEC selection. He currently leads the SEC with 18 doubles.

THE SMARTEST MAN IN COLLEGE BASEBALL

- Mississippi State's Noah Sullivan was selected as the 2025 Division I Baseball Academic All-American of the Year by College Sports Communicators.
- Sullivan is the first player in program history to be named an Academic All-American of the Year and the 20th Diamond Dawg to be named to the CSC Academic All-America Team. MSU players have been tabbed Academic All-America 25 times total.
- Sullivan posted a perfect 4.0 grade point average as a graduate student majoring in workforce education leadership. He was one of only three players from the Southeastern Conference selected to the CSC Academic All-America first team.

THE VALINCIUS BROTHERS

- For the first time in their careers, the Valincius brothers are playing on the same baseball team.
- Older brother, Vytas, was a second team All-Big Ten outfielder at Illinois last season where he batted .348 with 71 hits and 14 doubles to lead the Illini in each of those categories. He played at Illinois (2024-25), John A. Logan Community College (2023) and South Carolina (2022) during his career.
- Younger brother, Tomas, was a member of the ACC All-Freshman team in 2025 after posting a 6-1 record in 12 starts at Virginia. He ranked second on the team with 70 strikeouts through a team-high 64 2/3 innings and made four quality starts.
- Although the Valincius brothers share the

diamond and the same last name, they differ on how each pronounces it. Vytas prefers his last name to be said as "Vuh-lynn-see-us" while Tomas says it as "Vuh-link-cuss". Neither brother pronounces it the way it's supposed to be said in their parent's native Lithuania, which is "Vuh-lynnch-us". Both brothers have nicknames as well. Vytas goes by "Vito" and Tomas answers to "Tico".

THAT'S JACK BAUER!

- Southpaw pitcher Jack Bauer is rated the No. 1 freshman in the nation by D1Baseball and Perfect Game as well as the Preseason Freshman of the Year by Baseball America.
- Bauer is credited with throwing the fastest pitch ever recorded by a prep pitcher at 103 miles per hour.
- Bauer was rated the No. 44 prospect by MLB.com entering the 2025 draft.
- The Frankfort, Illinois native was originally committed to Brian O'Connor at Virginia and flipped his pledge when O'Connor took the MSU job.
- Bauer was named after Kiefer Sutherland's character in the hit TV show '24', which is also why he chose that for his uniform number.
- MLB.com interviewed Sutherland about Bauer and said "To see someone excel at that level at such a young age, and the fact that he has the last name Bauer and his parents chose to call him Jack...it's kind of fun for me. Like I said, I'm not the most avid baseball fan, but now I've got something to root for."
- Despite it being his namesake, Bauer had never seen '24' but began binge watching the series in December during his Christmas break.
- Bauer made his collegiate debut against Troy on Feb. 17 and promptly struck out the side in order in his first inning of work.

MAROON AND WHITE FAITHFUL

- Mississippi State's Dudy Noble Field is the home of all the top 25 all-time on-campus attendance records, including the top mark of 16,423 on April 15, 2023.
- The Bulldogs are the only NCAA baseball program to boast oncampus attendances of 14,000 or more.
- MSU has drawn five of those top 25 crowds this season, including the No. 3 crowd against LSU on April 25 during the Saturday game of Super Bulldog Weekend.
- The five largest NCAA Super Regional crowds have all assembled in Starkville, Mississippi, as well. From April 14-16, 2023, the Bulldog faithful flooded the gates at Dudy Noble Field to the tune of 43,986 fans for a three-game series versus Ole Miss. The nearly 44,000 fans on the weekend set an NCAA on-campus attendance record for a three-game series.
- During the 2025 season, the Diamond Dawg faithful showed up in droves as 330,009 fans appeared for 30 games at The Duce with Mississippi State receiving the second-largest average attendance in the nation, averaging exactly 11,000 fans per game. The Diamond Dawgs had 10,000+ fans at 18 home games in 2025.

TAKE A CHANCE ON ME

- Graduate Bryce Chance is the lone member of Mississippi State's roster that played for the Bulldogs prior to 2025.
- Chance walked onto the team and redshirted in 2022 but has appeared in 207 games and made 191 starts as an outfielder in the four seasons since.
- The lifelong MSU fan has maintained a perfect 1.000 fielding percentage while also hitting .327 with 47 doubles, two triples, 14 homers, 133 RBIs and 35 steals over the course of his career.
- Chance currently currently second in the SEC with 18 doubles, third in batting average (.371) and tops MSU with 12 steals. He has

LAST SEC SWEEPS

MSU at HOME VS.

Alabama	April 12-14, 2019
Arkansas	April 20-21, 2018
Auburn	April 19-21, 2024
Florida	May 17-19, 2018
Georgia	April 26-28, 2019
Kentucky	May 3-4, 2025
LSU	April 24-26, 2026
Ole Miss	May 18-19, 2002
Missouri	May 5-7, 2016
Oklahoma	Never
South Carolina	Never
Tennessee	March 24-26, 2017
Texas	Never
Texas A&M	April 30-May 1, 2021
Vanderbilt	March 20-22, 2026

MSU ON THE ROAD VS.

Alabama	May 20-22, 2021
Arkansas	March 21-23, 2003
Auburn	April 9-11, 2021
Florida	Never
Georgia	March 28-30, 1997
Kentucky	April 1-3, 1994
LSU	April 18-19, 1981
Ole Miss	March 27-29, 2026
Missouri	May 15-17, 2025
Oklahoma	Never
South Carolina	April 17-19, 2026
Tennessee	May 6-8, 2011
Texas A&M	April 12-14, 2013
Texas	Never
Vanderbilt	April 20-21, 1991

TOP 25 CROWDS AT THE DUDE

Rank	Attendance	Opponent	Date
1.	16,423	* Ole Miss	April 15, 2023
2.	15,586	Ole Miss	April 12, 2014
3.	15,289	LSU	April 25, 2026
4.	15,078	Texas A&M	April 16, 2016
5.	14,991	Florida	April 22, 1989
6.	14,834	Vanderbilt	March, 21, 2026
7.	14,814	Tennessee	April 11, 2026
8.	14,739	Ole Miss	April 14, 2023
9.	14,649	Vanderbilt	March 20, 2026
10.	14,562	Auburn	April 20, 2013
11.	14,468	Ole Miss	May 9, 2025
12.	14,385	# Notre Dame	June 12, 2021
13.	14,378	LSU	April 16, 1988
14.	14,348	Georgia	April 3, 2026
15.	14,320	Arizona State	Feb. 25, 2023
16.	14,273	Alabama	May 4, 2024
17.	14,228	LSU	April 9, 2022
18.	14,077	Alabama	March 26, 2022
19.	13,974	LSU	March 16, 2024
20.	13,971	# Notre Dame	June 13, 2021
21.	13,970	Kentucky	May 3, 2025
22.	13,772	Auburn	May 8, 2026
23.	13,761	Arkansas	April 25, 1992
24.	13,715	# Clemson	June 9, 2007
25.	13,691	Kentucky	April 8, 2017

* - NCAA on-campus attendance record

- NCAA Super Regional

NOTE: Mississippi State owns 161 crowds of 10,000-plus in the history of the program. Dudy Noble Field has hosted all 25 of the top 25 on-campus crowds in NCAA history.



only struck out 14 times all season. In SEC play, he's batting .369 with two grand slams and has only fanned 10 times in 117 plate appearances.

- Chance was selected to the Tony Gwynn Community Service Trophy Starting 9 for his charitable efforts with the Challenger and Miracle leagues, which promotes baseball to children and adults with special needs in the Golden Triangle. Chance's brother, Brooks, is autistic and actively participates in those games.
- Chance married his wife Abby during the offseason this past July and his father Chris was a longtime member of MSU's stat crew for football and basketball.
- The Ridgeland native got the nickname "Beans" from former Diamond Dawg catcher Logan Tanner who said he looked like the character Bernard "Beans" Aranguren from the Disney Channel show "Even Stevens".

DRAFT SUCCESS

- MSU saw seven players selected in the 2025 MLB Draft and has had 18 total players taken in the past two drafts.
- Pitchers Pico Kohn (4th Rd/Yankees), Evan Siary (8th Rd/Rangers), Karson Ligon (9th Rd/Blue Jays), Luke Dotson (11th Rd/Diamondbacks), Nate Williams (13th Rd/Cubs) and Jacob Pruitt (15th Rd/Phillies) were all drafted along with the program's all-time home run king in first baseman Hunter Hines (10th/Nationals).
- The Diamond Dawgs have had 14 pitchers drafted over the past two years, which is tied for the most in the nation during that span.
- State has had 248 draft selections (207 student-athletes) during its storied history, including 20 first round picks.

MADE OUT LIKE BANDITS'

- D1 Baseball's Mark Etheridge wrote that "the Bulldogs made out like bandits" in regards to the 2025 MLB Draft getting blue-chip prep signees Jack Bauer and Jacob Parker to campus along with Ben Davis, Gehrig Frei, Noah Sullivan and Bryce Chance also electing to return for their final years.
- Parker was rated the No. 109 draft prospect by MLB.com entering the draft and was selected in the 19th round (573rd overall) by Arizona.
- Bauer went undrafted despite being ranked the No. 44 draft prospect by MLB.com.
- Ultimately, Mississippi State suffered three draft casualties. Parker's twin brother JoJo, a shortstop, was taken eighth overall by Toronto while right-handed pitchers Landon Harmon (East Union Attendance Center) and Davion Hickson (Rice transfer) were selected in the third and fifth rounds by the Nationals and Dodgers, respectively.

DAWGS ON TEAM USA

- Ryan McPherson and Ace Reese represented their home country in The Land of the Rising Sun as members of the United States Collegiate National Team last summer.
- McPherson and Reese were part of a 26-man roster that competed abroad in the 45th USA vs. Japan Collegiate All-Star Series.
- Mississippi State was one of only nine programs to have multiple players on the USA Baseball Collegiate National Team. Brian O'Connor had two of his former Virginia players don the Stars and Stripes as well.
- Virginia transfer and current Bulldog Tomas Valincius also took part in the five-day training camp for the USA Baseball Collegiate National Team.
- Since 1984, 23 Diamond Dawgs (17 players, six coaches) have been selected to Team USA.

THE MUSTACHE MAN

- The origin of Noah Sullivan's now signature

facial hair started innocently enough.

- In the fall of 2024 after transferring in from USC Upstate, Sullivan was suggested to try a Rollie Fingers-esque handlebar mustache by former hitting coach Jake Gautreau. A little mustache wax later and Sullivan had his trademark look.
- Sullivan's mustache became an instant viral sensation with the Maroon and White faithful and it wasn't long before children began wearing fake mustaches throughout Dudy Noble Field.

ALL ABOUT THE THREADS

- Deion Sanders famously said "If you look good, you feel good. If you feel good, you play good." Below is a list of how MSU fared in each of its uniforms over the last three seasons:

Uniform	2024	2025	2026
Black Script State	9-3	8-5	5-2
Gray Script State	3-2	2-4	--
Maroon Script State	4-3	3-0	--
Shades Script State	--	--	2-0
Maroon '85s	12-5	11-7	10-5
White '85s	10-4	5-3	6-3
White Pinstripes	1-4	6-2	10-3
Gray Pinstripes	1-2	1-2	5-1

NEW DAWGS ON DECK

- Mississippi State inked 16 members of its 2026 signing class during the fall.
- Perfect Game rated the Diamond Dawgs with the No. 6 class nationally, including five players in its top 100.
- [Wilson Andersen, RHP, Tampa, Fla. \(Tampa Jesuit\)](#)
- [Will Brick, C, Memphis, Tenn. \(Christian Brothers\)](#)
- [Landon Brown, INF, Rosharon, Texas \(Iowa Colony\)](#)
- [Jake Carbaugh, RHP, Plant City, Fla. \(Plant City\)](#)
- [Noah Danza, INF, Turnersville, N.J. \(Gloucester Catholic\)](#)
- [Beckett Doane, LHP, Noblesville, Ill. \(Noblesville\)](#)
- [Peyton Firgens, INF, Plano, Texas \(McClennan CC\)](#)
- [Zach Geertsma, INF, Berkeley Heights, N.J. \(Livingston\)](#)
- [Michael Hanna, LHP, Oradell, N.J., \(Don Bosco Prep\)](#)
- [Dax Hardcastle, INF, Stockton, Calif. \(St. Mary's\)](#)
- [Harlin Hovater, C, Senatobia, Miss. \(Meridian CC\)](#)
- [Denton Lord, RHP, Santa Rosa Beach, Fla. \(South Walton\)](#)
- [Rocco Maniscalco, INF, Oxford, Ala. \(Oxford\)](#)
- [Daniel Nienaber, RHP, Glen Allen, Va. \(Glen Allen\)](#)
- [Martin Shelar, OF, Atlanta, Ga. \(Marist School\)](#)
- [Hunter Strohm, C, Hummelstown, Penn. \(Lower Dauphin\)](#)

IT'S IN THE GENES

- Many of Mississippi State's squad have parents and/or siblings that also played collegiate sports as well.
- Seven Bulldogs have fathers that played professionally and three also have a brother currently in pro ball.
- [Jacob Parker: JoJo \(twin brother\) Blue Jays MiLB 2025-present](#)
- [Aidan Teel: Gare \(dad\) Dodgers MiLB 1989-1992](#)
- [Aidan Teel: Kyle \(brother\) White Sox MLB 2025-present](#)
- [Ryder Woodson: Kerry \(dad\) Mariners MLB 1992](#)
- [Chone James: Willie \(dad\) Braves MiLB 2002-06](#)
- [Maddox Miller: Matt \(dad\) Rockies, Indians MLB 2003-07](#)
- [Peter Mershon: Brian \(dad\) Reds MiLB 1987](#)
- [Peter Mershon: David \(brother\) Angels MiLB 2024-present](#)
- [Blake Bevis: Bob \(dad\) Blue Jays MiLB 1987](#)
- [Dane Burns: Chris \(dad\) Sharks NHL 1992 Draft Pick \(goalie\)](#)

2026 RON POLK RING OF HONOR

- Two Major League managers and a World Series champion comprise this year's Ron Polk Ring of Honor Class.
- Nat "Buck" Showalter, Alex Grammas and Chris Stratton will be the latest group of Mississippi State Baseball legends to be immortalized onto the pillars of the Adkerson Plaza in right field at Dudy Noble Field/Polk/DeMent Stadium.

- The Diamond Dawg trio becomes the eighth class to be enshrined into the prestigious Ron Polk Ring of Honor, which was established in 2019. Showalter, Grammas and Stratton's induction day was on April 4.

NAT "BUCK" SHOWALTER (1977)

Only spent one year in Starkville but it was a memorable one, establishing a new single-season batting average record hitting an astounding .459 (67-for-146). Was a fifth-round draft pick by the Yankees and spent seven seasons playing in the Minor Leagues, rising to Triple-A. Began his coaching career in the Yankees farm system in 1985 and was named the manager of the big-league Yankees in 1992 and served in that capacity for four years. Also managed the Diamondbacks (1998-2000), Rangers (2003-06, Orioles (2010-18) and Mets (2022-23). Became the third manager in MLB history to be named Manager of the Year four times and the only one to do so in four different decades. Won 1,727 career games and coached six playoff teams. Served as a television analyst for ESPN's Baseball Tonight and appeared as himself on the hit TV show, Seinfeld.

CHRIS STRATTON (2010-12)

As a junior in 2012, became MSU's first consensus first team All-American in 27 years. Closed out his collegiate career ranked third in program history with 279 strikeouts. Named the National and SEC Pitcher of the Year and won the Ferriss Trophy in 2012 after posting an 11-2 record with a 2.38 ERA and 127 strikeouts in 109 2/3 innings. Fanned a career-best 17 batters in an 8 2/3-inning start at LSU on March 17, 2012. Was drafted in the first round (20th overall) by San Francisco in 2012. Pitched for a decade as a starter and reliever in the Major Leagues for the Giants, Angels, Pirates, Cardinals, Rangers, Royals and Dodgers. Won a World Series with Texas in 2023.

ALEX GRAMMAS (1947-49)

Was a two-time first team All-SEC selection at shortstop in 1948-49. Also earned first team All Region honors after leading the team in home runs and RBIs in 1949. Played 10 seasons in the Major Leagues with the St. Louis Cardinals, Cincinnati Reds and Chicago Cubs from 1954-63. Began his coaching career in 1964 as the manager of the Cubs' Double-A affiliate, the Fort Worth Cats. Went on to work as an assistant coach in four World Series and won two championships with Cincinnati (1975) and Detroit (1984). Was the manager for Pittsburgh for the final five games of the 1969 season and served as manager for Milwaukee during the 1976-77 seasons.

OMADAWGS

- Mississippi State is one of four programs in NCAA History to play in the NCAA Men's College World Series in six-straight decades?
- The Bulldogs join Arizona State, Texas and Florida State as the only teams that have been to Omaha in six decades.
- MSU has played in the CWS in the 1970s, 1980s, 1990s, 2000s, 2010s and 2020s.
- MSU has reached Omaha 12 times in program history, including three consecutive trips from 2018-21. The Bulldogs played in the 1971, 1979, 1981, 1985, 1990, 1997, 1998, 2007, 2013, 2018, 2019 and 2021 College World Series.
- The Omadawgs have one national championship (2021), a runner-up finish (2013) and two third-place finishes in program history (1985, 2018).

TICO SHINES IN CONFERENCE PLAY

- Over nine SEC starts, Tomas Valincius has struck out 79 across 54 1/3 innings, surrendering 17 earned runs and holding hitters to a .202 batting average.
- Valincius was named the SEC Co-Pitcher of the Week following his shutout performance at then fifth-ranked Arkansas on March 14. The seven-inning start was a career-high for the sophomore southpaw, who also matched his then season-high with seven strikeouts.
- The Lockport, Illinois native followed up with an even better performance the following week against Vanderbilt, where he struck out a career-best 14 batters while matching his career-high seven innings. Valincius gave up only two hits, one walk and no earned runs.
- Valincius is 8-2 overall this season. He has a miniscule ERA of 2.52 this year with 105 strikeouts in 75 innings of work and has limited opposing teams to a .209 batting



average against him.

- Baseball America tabbed Valincius to its National Team of the Week for Week 6 and also to its Pitcher of the Year Midseason Watch List.
- Perfect Game and D1Baseball also picked Valincius as a Midseason All-American and he was also named to the midyear watch list for the Golden Spikes Award.
- The College Baseball Hall of Fame selected Valincius as a semifinalist for its National Pitcher of the Year Award.

AN IMPRESSIVE AFTERNOON

- The Diamond Dawgs unleashed one of the most explosive offensive performances in program history on March 7 at Dudy Noble Field, overwhelming Lipscomb 26-0 behind a 20-hit barrage and a one-hitter on the mound to end the game in seven innings due to the run rule.
- The 26 runs were the most scored by a Bulldog team since State defeated Alcorn State 27-4 on April 20, 2010 and surpassed the 25 runs MSU had at Missouri on May 15 last season. It was also the largest margin of victory since a 29-0 shutout of Mississippi Valley State on Feb. 24, 1999.
- Against Lipscomb, the Bulldogs erupted for 12 runs during the bottom of the third inning. State sent 16 batters to the plate during that explosive frame turning an already 7-0 lead into a 19-0 rout.
- Noah Sullivan went 3-for-4 in that contest, slugging a pair of home runs and finishing with six RBIs. Kevin Milewski and Gehrig Frei also homered that day while Drew Wyers went 3-for-3 with a pair of RBIs.

A TRIO OF ONE-HITTERS

- Mississippi State's pitching staff has hurled three one-hitters this season.
- The Diamond Dawgs allowed an infield single to Alcorn State in a 19-0 victory on Feb. 18. Tyler Pitzer, Maddox Miller, Parker Rhodes, Jackson Logar, Dane Burns and Tanner Believeau combined for 14 strikeouts in that contest.
- MSU's arms followed up with another one-hitter on March 7 in a 26-0 shutout of Lipscomb. Burns, Duke Stone, Charlie Foster and Parker Rhodes also surrendered a single while fanning 10 and only walking one.
- The Bulldogs' third one-hit performance came on March 17 in a 17-1 victory over Jackson State. Miller surrendered a single to the second batter of the game and combined with Rhodes, Foster, Pitzer and Brendan Sweeney followed up with six more frames without allowing another hit.
- The Bulldogs also tossed a two-hitter in a seven-inning shutout of Grambling on March 31.

SENSATIONAL SOPHOMORE STARTERS

- Mississippi State's weekend pitching rotation from 2025 - Pico Kohn, Evan Siary and Karson Ligon - were all lost to the MLB Draft.
- The Bulldogs are banking on a talented but inexperienced crop of sophomores to round out their rotation this year. Ryan McPherson, Tomas Valincius, Charlie Foster and Duke Stone have all made starts for MSU this spring. McPherson, Foster and Stone combined for 55 1/3 innings during their freshman campaigns in Starkville last season, most of which came against non-conference competition.

McPherson led that trio with 8 1/3 innings during SEC play while Foster was limited to 2 1/3 innings and Stone only faced three hitters in league play.

- Valincius brought the most experience as a starter, having made a dozen starts for Brian O'Connor at Virginia last year. He posted a 6-1 record working in mostly the Sunday starter role with 70 strikeouts and only 17 walks in 64 2/3 innings and earned Freshman All-ACC honors.
- So far this spring, the combination of McPherson, Valincius, Foster and Stone have made every weekend start and started 41 of State's 52 games.

DIAMOND DAWG CLASSIC

- Back in November, Dudy Noble Field hosted the inaugural Diamond Dawg Classic and 10,172 fans bought tickets to the alumni game, which was streamed on SEC Network+.
- Legends Will Clark and Rafael Palmeiro drafted and managed Team Thunder and Team Lightning, respectively.
- A total of 51 current or former professional players were in attendance, 17 of which reached Major League Baseball including seven MLB All-Stars, six first-round draft picks and four World Series champions. Current MLB players Adam Frazier and Jake Mangum were two of the many marquee names to play in the game.
- Also returning for that magical fall evening were 17 All-Americans, 41 former Bulldogs who played in at least one College World Series and nine who were part of the 2021 national championship team.
- After seven innings, Team Thunder and Team Lightning were tied 8-8 and came down to a "swing off" tiebreaker between Hunter Renfroe and Mitch Moreland. Renfroe prevailed giving Team Lightning the win and Palmeiro was presented with a custom championship belt.

PARKER POWER

- Jacob Parker made it back-to-back weeks for the Bulldogs to win an SEC honor when he was selected as the SEC Freshman of the Week on March 23.
- Parker started all four wins over Jackson State and Vanderbilt in right field and hit .545, the second-highest batting average on the team that week. The 6-foot-3, 220-pounder went 6-for-11 with eight runs scored, six walks, two steals, one double and drove in a run while sporting an OPS of 1.342.
- In 43 games (34 starts) this season, Parker is hitting .318 with eight doubles, one triple, 11 homers and 43 RBIs. In SEC play, he is the team's third leading hitter with a .344 batting average with five homers, including a game-tying grand slam in the seventh inning against LSU on Super Bulldog Weekend.
- The Purvis native was the first MSU player to be honored as SEC Freshman of the Week since Nolan Stevens was on March 18, 2024 and the 16th overall (19 awards) since 2007.
- Perfect Game selected Parker to its Midseason Freshman All-America second team.

STONE WAS ROLLING

- Mississippi State's Duke Stone was selected as the SEC Co-Pitcher of the Week following his career-best outing in a series-clinching shutout at South Carolina this past Saturday.
- Stone set new career highs with a dozen

strikeouts across six scoreless innings and finishing with 101 pitches. The sophomore from Uvalde, Georgia scattered five hits and walked three to improve to 6-1 on the season.

- The 6-foot-5, 235-pound right-hander shared the weekly honor with Cade Townsend of Ole Miss. Stone is the second Bulldog to be named SEC Co-Pitcher of the Week joining Tomas Valincius (March 16) and is the third MSU player to win a weekly award from the conference following Jacob Parker's Freshman of the Week honor on March 23.

DAVIS SLAMS THE DOOR

- Ben Davis' contributions at the back end of Mississippi State's bullpen haven't gone unnoticed.
- The National Collegiate Baseball Writers Association (NCBWA) named the Diamond Dawgs' closer to its Stopper of the Year midseason watch list. Davis has appeared in 19 games – all in relief – and is 0-2 with five saves, a 3.86 earned run average, 47 strikeouts and only eight walks in 37 1/3 innings.
- The senior right-hander from Booneville was also on the preseason watch list for the honor. Jonathan Holder (2013), Jacob Lindgren (2013) and Landon Sims (2021) have all been finalists for the Stopper of the Year award.
- Davis is one of 61 pitchers tabbed to the mid-season watch list. Finalists will be announced on June 3 and the winner on June 12 during the College World Series.

TWO-WAY TALENTS

- Noah Sullivan and Tanner Believeau are expected to contribute at the plate and on the mound for the Bulldogs this season.
- Sullivan was the lone player to start all 59 games for State last season, all as a designated hitter where he was second on the team batting .345 with 70 hits, 16 doubles, 15 home runs and 46 RBIs. He also ranked third in the SEC with a .475 on-base percentage and reached base in 33 consecutive games during one stretch last spring.
- Sullivan also made seven midweek starts on the mound where he posted a 1.96 earned run average with 15 strikeouts and just three walks through 18 1/3 innings but did not factor into a decision.
- Believeau will primarily be used as a reliever, possessing a high-90s fastball. He did hit .411 with 10 homers and 43 RBIs during his senior campaign at Petal High School and slugged a homer during State's fall exhibition game against Louisiana Tech.
- Aidan Teel, Braden Booth, Chris Billingsley Jr., Blake Bevis, Maddox Webb and Ben Davis have all been two-way players during their college careers.
- MSU has had success with past two-way players Mitch Moreland, Hunter Renfroe, Jay Powell, Bobby Thigpen, Brandon Woodruff, Jake Mangum and Pete Young all reaching the big leagues.

REESE'S PIECES

- Mississippi State's Ace Reese was selected to Baseball America's Week 13 National Team of the Week.
- Reese hit a sizzling .632 (12-for-19) with two doubles, three home runs, nine RBIs and scored six runs for the Diamond Dawgs from May 5-9.
- The junior third baseman went 4-for-5 with

SERIES HISTORY

Series Record: MSU leads 24-23

Home: TAMU leads 10-9

Road: MSU leads 11-9

Neutral: Tied 4-4

HailState.com

First Meeting: 4/26/1907 (Starkville) W, 3-0

Last Meeting: 5/21/2025 (Hoover, Ala.) L, 9-0

Last 10 Meetings: TAMU leads 7-3

Largest Margin of Victory: 15-4 on 4/14/2013

Smallest Margin of Victory: 3-2 on 5/1/2021

Average Runs vs. TAMU: 5



a pair of homers and a career-high six RBIs during last Tuesday's win over Nicholls. He had another 4-for-5 performance against Auburn on Friday with two doubles and an RBI. The 6-foot-4, 220-pounder from Canton, Texas wrapped up his huge week with a 3-for-4 outing against the Tigers that included a two-run homer.

- In addition to his hot week at the plate, Reese was perfect in the field with seven assists at the hot corner.
- Reese is leading the Southeastern Conference with 21 doubles and is third in total bases (143), fourth in RBIs (63), fifth in runs (61), sixth in home runs (18) and slugging (.704), eighth in OPS (1.134) and ninth in hits (68).
- Reese is the third MSU player to be picked for one of Baseball America's National Team of the Week this season. Pitchers Tomas Valincius (March 24) and Duke Stone (April 21) have also earned the honor.



FERRISS TROPHY FINALISTS

- Mississippi State's Ace Reese and Tomas Valincius have both been selected as finalists for the Ferriss Trophy, which is presented annually to the top collegiate baseball player in the state.
- Reese, who was also a finalist for the award last year, is batting .335 this season. The junior third baseman from Canton, Texas is leading the Southeastern Conference with 21 doubles and is third in total bases (143), fourth in RBIs (63), fifth in runs (61), sixth in home runs (18) and slugging (.704), eighth in OPS (1.134) and ninth in hits (68).
- In 13 starts, Valincius owns an 8-2 record and a 2.52 earned run average with 105 strikeouts and just 16 walks across 75 innings. Opposing hitters are batting just .209 against him. The sophomore left-hander from Lockport, Illinois ranks second in the SEC in strikeouts and wins, third in innings and WHIP (0.99) and fourth in strikeout-to-walk ratio (6.56).
- The Ferriss Trophy winner will be announced on May 18 at 11:30 a.m. at the Mississippi Sports Hall of Fame and Museum in Jackson.
- An MSU player has won the Ferriss Trophy nine times during its 21 years of existence, the most of any program. Former Diamond Dawgs to claim the Ferriss Trophy are Thomas Berkery (2006), Ed Easley (2007), Chris Stratton (2012), Hunter Renfroe (2013), Jake Mangum (2016, 2019), Brent Rooker (2017), Tanner Allen (2021) and Dakota Jordan (2024).
- Mangum is the only two-time winner of the Ferriss Trophy.

CERANTOLA GETS THE CALL

- Eric Cerantola became the 72nd player in Mississippi State history to be called up to the Major Leagues on May 6.
- The Kansas City Royals called up the 26-year-old reliever from Triple-A who made his MLB debut that night against Cleveland. He worked a scoreless ninth inning with a pair of strikeouts.
- Cerantola had been splendid through a dozen appearances with Omaha this season, sporting a 1-0 record, five saves and a 1.42 earned run average with 18 strikeouts across 12 2/3 innings. He also pitched for Team Canada during the World Baseball Classic in March.
- The 6-foot-5, 225-pounder from Oakville, Ontario lettered for the Diamond Dawgs from 2019-21 where he appeared in 25 games and made a dozen starts. He finished his college career with a 4-2 record, 4.41 ERA, 67 strikeouts and 33 walks across 49 total innings.
- Cerantola was a fifth-round draft pick by Kansas City in 2021 coming off the heels of helping MSU claim its first national championship. He is the first Bulldog to make it from #StateToTheShow since Jake Mangum on March 29, 2025.

STATE TO THE SHOW

Diamond Dawgs Playing in Major League Baseball

Name (Yrs. at MSU)	Pos.	Organization
Justin Foscue (2018-20)	IF	Texas Rangers (AAA)
Adam Frazier (2011-13)	2B	Los Angeles Angels
J.T. Ginn (2019-20)	RHP	Athletics
Nathaniel Lowe (2016)	1B	Cincinnati Reds
Jake Mangum (2016-19)	OF	Pittsburgh Pirates
Brent Rooker (2014-17)	OF	Athletics
Jordan Westburg (2018-20)	3B	Baltimore Orioles
Brandon Woodruff (2012-14)	RHP	Milwaukee Brewers

Diamond Dawgs in Minor League Baseball

Name (Yrs. at MSU)	Pos.	Organization (Level)
Brooks Auger (2022-24)	RHP	Los Angeles Dodgers (A+)
Will Bednar (2020-21)	RHP	San Francisco Giants (AA)
Eric Cerantola (2019-21)	RHP	Kansas City Royals (AAA)
Jurrangelo Cijntje (2023-24)	SHP	St. Louis Cardinals (AA)
Nate Dohm (2023-24)	RHP	St. Louis Cardinals (A+)
Luke Dotson (2024-25)	LHP	Arizona Diamondbacks (A)
J.P. France (2018)	RHP	Houston Astros (AAA)
Jackson Fristoe (2021-22)	RHP	New York Yankees (A+)
Tyson Hardin (2023-24)	RHP	Milwaukee Brewers (AA)
Houston Harding (2020-21)	LHP	Los Angeles Angels (AAA)
Hunter Hines (2022-25)	1B	Washington Nationals (A+)
Colby Holcombe (2023-24)	RHP	Toronto Blue Jays (A+)
Connor Huijsak (2023-24)	OF	Tampa Bay Rays (A+)
K.C. Hunt (2021-23)	RHP	Tampa Bay Rays (AAA)
Kamren James (2020-22)	IF	Tampa Bay Rays (AA)
Dakota Jordan (2023-24)	OF	San Francisco Giants (A+)
Pico Kohn (2022-25)	LHP	New York Yankees (A+)
Colton Ledbetter (2023)	OF	St. Louis Cardinals (AAA)
Karson Ligon (2024-25)	RHP	Toronto Blue Jays (A)
David Mershon (2023-24)	IF	Los Angeles Angels (R)
Aaron Nixon (2023)	RHP	New York Yankees (A+)
Konnor Pilkington (2016-18)	LHP	Detroit Tigers (AAA)
Jacob Pruitt (2025)	RHP	Philadelphia Phillies (A)
Cam Schuelke (2024)	RHP	Cleveland Guardians (A+)
Evan Siary (2023-25)	RHP	Texas Rangers (A)
Landon Sims (2020-22)	RHP	Arizona Diamondbacks (AA)
Cade Smith (2021-23)	RHP	New York Yankees (AA)
Khal Stephen (2024)	RHP	Cleveland Guardians (AA)
Logan Tanner (2020-22)	C	Cincinnati Reds (A+)
Andrew Walling (2022)	LHP	Philadelphia Phillies (AAA)
Nate Williams (2023-25)	RHP	Chicago Cubs (A+)

Diamond Dawgs Coaching in Professional Baseball

Name (Yrs. at MSU)	Organization	Team (Level)
Travis Chapman (1997-2000)	Cleveland Guardians	MLB Field Coordinator
Carlisle Koestler (2020-21)	Texas Rangers	Supervisor/Dominican Republic Pitching Dev.

Diamond Dawgs Working in Professional Baseball

Name (Yrs. at MSU)	Organization	Role
Jeff Brantley (1982-85)	Cincinnati Reds	Broadcaster
Will Clark (1983-85)	San Francisco Giants	Special Assistant
Burke Masters (1987-90)	Chicago Cubs	Team Chaplain

Mississippi State has produced 72 MLB players and coaches during its storied history. Among that group are 13 All-Stars (30 selections) and seven World Series Champions.



THE LAST TIME...

- SEC Tournament | % - NCAA Regional | ^ - NCAA Super Regional | \$ - College World Series

A MISSISSIPPI STATE TEAM...

Won 15+ Consecutive Games	17 - Feb. 15-March 8, 2013
Won 10+ Consecutive Games	11 - Feb. 13-28, 2026
Won 10+ Consecutive SEC Games	12 - April 30-May 25, 2016
Won 5+ Consecutive SEC Games	6 - April 17-26, 2026
Lost 5+ Consecutive Games	7 - April 27-May 12, 2023
Lost 5+ Consecutive SEC Games	6 - April 2-12, 2026
Swept a Three-Game Series	LSU; April 24-26, 2026
at Home	LSU; April 24-26, 2026
on The Road	South Carolina; April 17-19, 2026
Swept a Non-Conference Three-Game Series	Lipscomb; March 5-7, 2026
at Home	Lipscomb; March 5-7, 2026
on The Road	at Hawaii-Hilo; 1985
Swept a Three-Game SEC Series	LSU; April 24-26, 2026
at Home	LSU; April 24-26, 2026
on The Road	South Carolina; April 17-19, 2026
Was Swept in a Three-Game Series	Tennessee, April 10-12, 2026
at Home	Tennessee, April 10-12, 2026
on The Road	at LSU, March 27-29, 2025
Was Swept in a Three-Game Non-Conference Series	at Southern Miss; February 16-18, 2018
at Home	Southeastern Louisiana; February 26-28, 2010
on The Road	at Southern Miss; February 16-18, 2018
Was Swept in a Three-Game SEC Series	Tennessee, April 10-12, 2026
at Home	Tennessee, April 10-12, 2026
on The Road	at LSU, March 27-29, 2025
Played An Extra-Inning Game	W, 10-8 (11 innings) LSU; April 24, 2026
Won An Extra-Inning Game	W, 10-8 (11 innings) LSU; April 24, 2026
Lost An Extra-Inning Game	L, 8-5 (10 innings) vs. Georgia; April 4, 2026
Played Consecutive Extra-Inning Games	May 4-5, 2018; at Alabama, W, 14-12 (10 innings) and L, 3-4 (10 innings)
Won Consecutive Games in Extra-Inning	May 10-11, 2014; Tennessee, W, 1-0 (10 innings) and W, 4-3 (12 innings)
Won on a Walk-Off	W, 10-8 (11 innings); LSU; April 24, 2026
Kevin Milewski two-run homer	
Won Consecutive Games Via A Walk-Off	April 12 & 14, 2022; UAB, W, 6-5 and Auburn W, 7-6
Kamren James RBI sac fly in the 10th inning (UAB)	
Luke Hancock RBI walk in the ninth inning (Auburn)	

A MISSISSIPPI STATE OFFENSE...

Scored 30+ Runs	32 - Jackson State; April 29, 1988
Scored 25+ Runs	26 - Lipscomb; March 7, 2026
Scored 20+ Runs	21 - Nicholls; May 5, 2026
Scored 15+ Runs	21 - Nicholls; May 5, 2026
Scored 10+ Runs In An Inning	12 - Nicholls (1st); May 5, 2026
Scored 9+ Runs In An Inning	12 - Nicholls (1st); May 5, 2026
Scored 8+ Runs In An Inning	12 - Nicholls (1st); May 5, 2026
Had 30+ Hits	30 - Kentucky; April 30, 1989
Had 25+ Hits	26 - Little Rock; February 28, 1999
Had 20+ Hits	20 - Lipscomb (3rd); March 7, 2026
Had 20+ Hits in Back-to-Back Games	Auburn (20, 21); March 23-24, 2019
Had 8+ Home Runs	8 - at Missouri; May 15, 2025
Had 5+ Home Runs	6 - Nicholls May 5, 2026
Hit Back-To-Back Home Runs	5th Inning, Reed Stallman (Solo)/Kevin Milewski (Solo) - Tennessee; April 10, 2026
Hit Back-To-Back-To-Back Home Runs	3rd Inning, Kellum Clark(2R HR)/Brad Cumbest (Solo)/RJ Yeager (Solo) - Southern; March 23, 2022
Had 3+ Triples	3 - Southern Cal; March 14, 2004
Had 8+ Doubles	8 - Auburn; March 24, 2019
Had 7+ Doubles	7 - UAB; April 20, 2021
Had 6+ Doubles	6 - LSU; April 26, 2026
Had 10+ Walks	10 - Lipscomb; March 7, 2026
Had 9+ Stolen Bases	10 - Arkansas-Pine Bluff; March 18, 2017
Had 8+ Stolen Bases	10 - Arkansas-Pine Bluff; March 18, 2017
Didn't Strikeout in a Game	Grambling; April 4, 2023
Didn't Walk in a Game	Tennessee, April 12, 2026
Had Two or Fewer Strikeouts	2 - Jackson State; March 17, 2026
Was Shut Out	vs. Texas A&M (0-9); May 21, 2025
at Home	Long Beach State (0-3); February 18, 2022
on The Road	at Southern Miss (0-3); Feb. 18, 2025
Back-To-Back Games	Auburn (0-5, 0-4); March 27-28, 2015
Three-Straight Games	vs. Southern Miss (0-3); March 24, 2015 and Auburn (0-5, 0-4); March 27-28, 2015

A MISSISSIPPI STATE DEFENSE...

Turned 5+ Double Plays	5 - San Diego; March 8, 2015
Turned 4+ Double Plays	5 - San Diego; March 8, 2015
Turned 3+ Double Plays	3 - vs. Ole Miss May 10, 2025
Turned A Triple Play	Auburn-Montgomery; March 9, 1991
Had 5+ Errors	5 - at Oklahoma March 22, 2025
Had 4+ Errors	5 - at Oklahoma March 22, 2025
3+ Caught Stealing	3 - Logan Tanner; Tulane; February 26, 2021



THE LAST TIME...

- SEC Tournament | % - NCAA Regional | ^ - NCAA Super Regional | \$ - College World Series

MISSISSIPPI STATE PITCHING STAFF...

Threw a No-Hitter	Jackson Frostoe (6 IP), Landon Sims (1 IP), Mikey Tepper (1 2/3 IP), Cam Tullar (1/3 IP); Kent State, March 7, 2021
Held Opponent To 1 Hit	Jackson State; March 17, 2026
Held Opponent To 2 Hits	Grambling; March 31, 2026
Struck Out 25+ Batters	26 - at LSU; 1909
Struck Out 20+ Batters	20 - Troy; Feb. 25, 2025
Struck Out 15+ Batters	15 - Auburn; May 7, 2026
Did Not Issue A Walk	Auburn; May 7, 2026
Shut Out An Opponent	at South Carolina (9-0); April 18, 2026
at Home	Grambling (12-0); March 31, 2026
on The Road	at South Carolina (9-0); April 18, 2026
Neutral Site Game	vs. Vanderbilt (9-0); June 30, 2021 \$
Postseason Game	vs. Vanderbilt (9-0); June 30, 2021 \$
Back-To-Back Shutouts	2021 (Kent State, March 7 [13-0]; Grambling, March 9 [10-0] and Louisiana-Lafayette, March 10 [4-0])
Three-Straight Shutouts	2021 (Kent State, March 7 [13-0]; Grambling, March 9 [10-0] and Louisiana-Lafayette, March 10 [4-0]; Eastern Michigan, March 12 [14-0])
Four-Straight Shutouts	2021 (Kent State, March 7 [13-0]; Grambling, March 9 [10-0] and Louisiana-Lafayette, March 10 [4-0]; Eastern Michigan, March 12 [14-0])
Shut Out An SEC Opponent	at South Carolina (9-0); April 18, 2026
At Home	South Carolina (6-0); April 6, 2025
On The Road	at South Carolina (9-0); April 18, 2026
Neutral Site	vs. Vanderbilt (9-0); June 30, 2021 \$

A MISSISSIPPI STATE BATTER HAD...

Hit for the Cycle	Brad Freeman; South Alabama, Feb. 17, 1998
Walk-Off Hit	Kevin Milewski (two-run home run); LSU; April 24, 2026
8+ At-Bats	8 - Jordan Westburg, Tanner Allen & Rowdey Jordan vs. LSU, May 22, 2019 #
6+ Hits	6 - Adam Frazier; at Virginia, June 8, 2013
5+ Hits	5 - Dakota Jordan; vs. St. John's, June 2, 2024 %
4+ Hits	4 - Ace Reese; Auburn, May 8, 2026
2+ Hits In An Inning	Jacob Parker (2-run 1B, grand slam); 1st Inning; Nicholls, May 5, 2026
5+ Runs	5 - Jon Knott; Little Rock, Feb. 28, 1999
4+ Runs	4 - Reed Stallman; Nicholls, May 5, 2026
3+ Doubles	3 - Ryder Woodson; vs. UCLA, March 1, 2026
2+ Triples	2 - C.T. Bradford; at Arizona, March 9, 2014
3+ Home Runs	3 - Joe Powell; vs. North Alabama, May 14, 2024
2+ Home Runs	2 - Ace Reese, Reed Stallman; Nicholls, May 5, 2026
Two Homers In Same Inning	Hunter Hines (9th Inning); at Missouri, May 15, 2025
Consecutive Two-Homer Games	Aaron Downs; Queens, March 8-9, 2025
Inside-The-Park Home Run	Cody Brown; Kentucky, April 7, 2017
Leadoff Home Run (Top or bottom of 1st inning)	Gehrig Frei (Top 1st); at Florida State; June 1, 2025
Walk-Off Home Run	Kevin Milewski (two-run HR); LSU; April 24, 2026
Pinch Hit Home Run	Andrew Raymond; Grambling; March 31, 2026
Hit a Grand Slam	Bryce Chance; Auburn, May 7, 2026
Multiple Grand Slams	Never
A Pinch-Hit Grand Slam	Never
10+ RBIs	11 - Jason Nappi; at UAB, March 18, 2008
9+ RBIs	9 - Ryan Duffy; vs. Jackson State, April 6, 2010
8+ RBIs	8 - Brent Rooker; vs. Indiana State, February 24, 2017
7+ RBIs	7 - Kellum Clark vs. Princeton, March 11, 2022
10+ Total Bases	10 - Ace Reese; Auburn, May 8, 2026
4+ Walks	4 - Drew Wyers; Lipscomb, March 6, 2026
3+ Walks	3 - Ace Reese; Vanderbilt, March 22, 2026
4+ Stolen Bases	4 - David Mershon; LSU, March 17, 2024
3+ Stolen Bases	3 - Bryce Chance; Alcorn State, Feb. 18, 2026
Stole Home	Connor Hujzak; Samford, March 28, 2023
4+ Hit By Pitches	4 - Rowdey Jordan; at Auburn, April 11, 2021
3+ Hit By Pitches	4 - Rowdey Jordan; at Auburn, April 11, 2021

A MISSISSIPPI STATE PITCHER HAD...

A Perfect Game	J.T. Peatross; Mississippi College (1-0), 1918
A Complete Game No-Hitter	Gene Morgan (7 IP); at Hawaii-Hilo (2-0), April 6, 1985
A Complete Game (9 Inn.)	Jacob Billingsley; at Southern Miss (8-1), June 6, 2017 %
A Complete Game (7 Inn.)	J.T. Ginn; at Texas A&M-1 (0-1), May 4, 2019
Complete-Game 1-Hitter	Unknown
Complete-Game 2-Hitter	Ricky Bowen; vs. Ole Miss, March 16, 2008
Consecutive Complete Games	Dakota Hudson; 2016 (at Auburn (4-0), May 13 and Arkansas (7-0), May 19)
A Complete-Game Shutout	Dakota Hudson; vs. Arkansas (7-0), May 19, 2016
at Home	Dakota Hudson; vs. Arkansas (7-0), May 19, 2016
on The Road	Dakota Hudson; at Auburn (4-0), May 13, 2016
SEC Game	Dakota Hudson; vs. Arkansas (7-0), May 19, 2016
as a Freshman	Scott Tanksley; vs. Mississippi College (6-0), April 20, 1993
Postseason Game	B.J. Wallace; vs. Nicholls State (1-0), May 21, 1992 %
17+ Strikeouts	17 - Chris Stratton; at LSU, March 16, 2012
15+ Strikeouts	15 - Evan Siary; Ole Miss, May 9, 2025
10+ Strikeouts	13 - Tomas Valincius; Auburn, May 7, 2026
8-Consecutive Strikeouts	8 - Pico Kohn; at Oklahoma, March 21, 2025
Recorded Two Saves In One Day	Trevor Fitts; vs. Marshall and Alabama A&M, February 22, 2015

2026 HONORS TRACKER

Ace Reese, IF

Preseason All-American First Team (Perfect Game & Baseball America)
 Preseason All-American Second Team (D1Baseball & NCBWA)
 Baseball America Preseason Player of the Year Watch List
 Preseason All-SEC First Team
 Perfect Game Top 100 Juniors (No. 10)
 Golden Spikes Preseason Watch List
 D1Baseball Top 50 Third Basemen (No. 2)
 MLB Pipeline Draft Prospect (No. 18)
 D1Baseball Top 150 MLB Draft College Prospect (No. 12)
 Golden Spikes Award Midseason Watch List
 Baseball America National Team of the Week (Week 13)
 Ferriss Trophy Finalist

Jack Bauer, LHP

Baseball America Preseason Freshman of the Year
 Perfect Game Top 100 Freshman (No. 1)
 D1Baseball Top 100 Freshmen (No. 1)

Noah Sullivan, UTL/RHP

Preseason All-SEC First Team
 Preseason All-American First Team (NCBWA)
 D1Baseball Top 50 First Basemen (No. 32)

Aidan Teel, OF

Preseason All-American Fourth Team (NCBWA)
 Perfect Game Top 100 Juniors (No. 82)
 D1Baseball Top 150 Outfielders (No. 28)
 D1Baseball Top 150 MLB Draft College Prospect (No. 134)

Parker Rhodes, RHP

Perfect Game Top 100 Freshmen (No. 23)
 D1Baseball Top 100 Freshmen (No. 36)

Maddox Miller, LHP

Perfect Game Top 100 Freshmen (No. 25)
 D1Baseball Top 100 Freshmen (No. 44)

Tanner Beliveau, RHP/UTL

Perfect Game Top 100 Freshmen (No. 60)

Jacob Parker, OF

Perfect Game Top 100 Freshmen (No. 75)
 D1Baseball Top 100 Freshmen (No. 9)
 SEC Freshman of the Week (March 23)
 Perfect Game Midseason Freshman All-American Second Team

Peter Mershon, UTL

Perfect Game Top 100 Freshmen (No. 95)

Ryan McPherson, RHP

Perfect Game Top 100 Sophomores (No. 24)
 D1Baseball Top 200 Starting Pitchers (No. 38)

James Nunnallee, OF

Perfect Game Top 100 Sophomores (No. 33)
 D1Baseball Top 150 Outfielders (No. 95)

Tomas Valincius, LHP

D1Baseball Top 50 Transfer Pitchers (No. 2)
 Perfect Game Top 100 Sophomores (No. 34)
 D1Baseball Top 200 Starting Pitchers (No. 42)
 National Pitcher of the Year Watch List
 SEC Co-Pitcher of the Week (March 16)
 Baseball America Team of the Week (Week 6)
 Baseball America Pitcher of the Year Midseason Watch List
 Perfect Game Midseason All-American First Team
 D1Baseball Midseason All-American
 Golden Spikes Award Midseason Watch List
 National Pitcher of the Year Semifinalist
 Ferriss Trophy Finalist

Duke Stone, RHP

Perfect Game Top 100 Sophomores (No. 56)
 SEC Co-Pitcher of the Week (April 20)
 Baseball America National Team of the Week (Week 10)

Charlie Foster, LHP

Perfect Game Top 100 Sophomores (No. 68)
 D1Baseball Top 200 Starting Pitchers (No. 164)

Dane Burns, LHP

Perfect Game Top 100 Juniors (No. 99) [Burns is a sophomore]
 D1Baseball Top 150 Relief Pitchers (No. 89)
 D1Baseball Top 100 MLB Draft Prospect (No. 89)

Ben Davis, RHP

Perfect Game Top 100 Seniors (No. 82)
 D1Baseball Top 150 Relief Pitchers (No. 11)
 NCBWA Stopper of the Year Preseason Watch List
 NCBWA Stopper of the Year Midseason Watch List

Bryce Chance, OF

Perfect Game Top 100 Seniors (No. 93)
 D1Baseball Top 150 Outfielders (No. 94)
 Tony Gwynn Trophy Starting 9

Kevin Milewski, C

D1Baseball Top 50 Catchers (No. 29)

Blake Bevis, 1B/OF

D1Baseball Top 50 First Basemen (No. 42)

Gehrig Frei, IF/OF

D1Baseball Top 50 Second Basemen (No. 48)

Tyler Pitzer, RHP

D1Baseball Top 50 Transfer Pitchers (No. 19)
 D1Baseball Top 150 MLB Draft College Prospect (No. 93)

Jackson Logar, RHP

D1Baseball Top 50 Transfer Pitchers (No. 39)

Maddox Webb, RHP

NCBWA Stopper of the Year Preseason Watch List



BRIAN O'CONNOR

Head Coach

Creighton (1993)

First Season

Brian O'Connor, a 2024 Hall of Fame inductee and the all-time winningest coach at Virginia, was named the 19th head baseball coach in Mississippi State history on June 1, 2025. A proven winner with 917 career victories, seven College World Series appearances and a national title at the helm of the Cavaliers, O'Connor brings a championship résumé and national credibility to Starkville.

O'CONNOR AT A GLANCE

Career record: 955-402-2 (.704)
 2015 College World Series champion
 Seven College World Series appearances
 18 NCAA Tournament appearances
 Nine Super Regional appearances
 Five-time ACC Coach of the Year
 Three-time National Coach of the Year
 109 MLB Draft picks coached
 35 MLB players developed

QUOTABLE: ATHLETICS DIRECTOR ZAC SELMON

"Brian O'Connor is one of the most respected and accomplished coaches in college baseball. He's a national champion, a Hall of Famer, and a proven leader with a track record of building a championship-caliber program. Mississippi State is built to win at the highest level, and Coach O'Connor knows what that takes. From elite player development to consistent success on the national stage, his résumé speaks for itself. He understands the standard here and embraces the opportunity to elevate it even further. This is a defining moment for Mississippi State Baseball and a powerful step forward for our program, our players and our fans."

QUOTABLE: HEAD BASEBALL COACH BRIAN O'CONNOR

"Mississippi State represents everything I love about college baseball — tradition, passion and a relentless pursuit of excellence. I've coached against this program and followed it closely for years. The atmosphere at Dudy Noble Field is nationally recognized as the best in the sport. I'm incredibly honored and grateful for the opportunity to lead a program with this kind of legacy and fan base. Mississippi State has set the standard in college baseball, and I can't wait to get to work, build relationships and compete for championships in Starkville."

QUOTABLE: PRESIDENT DR. MARK E. KEENUM

"At Mississippi State, we have a long tradition of success in baseball. The "M over S," the Maroon and White, and hosting postseason in Starkville is woven into the very fabric of who we are and what we expect of our baseball program. Brian O'Connor is an elite level coach that aligns perfectly with our elite level program. His past certainly speaks for itself, but his clear understanding of the evolution and future of college baseball is clear. We are in the pursuit of championships. I am thrilled for Coach O'Connor, our student-athletes and Bulldogs everywhere as this is a historic day for Mississippi State."

A CHAMPIONSHIP PEDIGREE

O'Connor took over the Virginia program in 2004 and quickly elevated it into a national power. In 22 seasons, he led the Cavaliers to:

- 14 straight NCAA Tournament appearances from 2004 to 2017
- Seven trips to the College World Series, including a national title in 2015 and runner-up finish in 2014
- 66 NCAA Tournament wins, tied for the fourth most in the nation from 2009 to 2024
- Seven College World Series appearances, the second most of any program nationally since 2009
- Two ACC regular-season championships
- Two ACC Tournament titles
- Five 50-win seasons and 13 seasons with at least 40 victories

O'Connor's seven College World Series appearances are also the third most among active NCAA head coaches. Virginia had made just three NCAA appearances before his arrival. He also became the second-fastest coach in ACC history to reach 500 career wins.

TRACK RECORD OF PLAYER DEVELOPMENT

O'Connor has built a steady pipeline of professional talent while developing high-character players prepared to succeed beyond college baseball.

- 109 MLB Draft selections (players), including 14 first-round selections
- 36 players reached the major leagues, including Ryan Zimmerman, Sean Doolittle and Chris Taylor
- At least one first-round pick in five consecutive drafts from 2014 to 2018
- Seven seasons with multiple top-two-round draft picks
- Notable major leaguers coached include Danny Hultzen, Pavin Smith, Adam Haseley, Jake McCarthy, Andrew Abbott and Kyle Teel.

Since 2004 under O'Connor, 97 Virginia players earned All-ACC honors, which is the second most among ACC programs during that span. Cavaliers also received 42 All-America honors and 25 Freshman All-America selections. O'Connor also developed three ACC Players of the Year.

SUSTAINED EXCELLENCE

Second among active Division I coaches in career winning percentage (.702)
 Earned his 900th win on March 29, 2024
 One of eight active Division I coaches with a national championship
 Named ACC Coach of the Decade for 2010 to 2019 by D1Baseball
 Inducted into the American Baseball Coaches Association Hall of Fame in 2024
 One of 20 individuals to both play in and coach at the College World Series

Virginia teams under O'Connor also excelled in the classroom and were regularly honored by the NCAA for academic progress and graduation success.

BY THE NUMBERS: HITTING, PITCHING & FIELDING UNDER O'CONNOR

Hitting Excellence
 Virginia ranked top five nationally in batting average three times since 2022, including No. 3 nationally in 2024 (.333) and co-leading the nation in 2023 (.332)
 UVA finished top five in the country in slugging (.567), runs (581), and hits (752) in 2024, while also setting a program record with 116 home runs
 Led the nation in doubles (172) and hits (766) in 2023
 UVA has posted 700+ hits in a season five times, including back-to-back years in 2023 and 2024

Elite Pitching Development

UVA has ranked top 20 nationally in ERA 12 times under O'Connor, including six top-three finishes
 The 2011 staff led the nation in ERA (2.24); the 2014 team finished No. 2 nationally (2.23)
 From 2021 to 2023, Virginia pitching staffs consistently ranked among the top in the nation: Fourth in ERA (3.81) in 2023; 14th in ERA (3.99) in 2022; 14th in ERA and 4th in strikeouts (687) in 2021
 Multiple Cavalier pitchers have gone on to MLB All-Star status, including Sean Doolittle and Danny Hultzen
 Team USA's pitching staff posted a 2.06 ERA under O'Connor's direction in 2018 international competition

Defensive Fundamentals

O'Connor-built teams are known for their consistency, defensive reliability and precision on the fundamentals
 Entering the 2025 season, UVA owned the best cumulative fielding percentage in the ACC since 2004 (.973)
 The 2014 team set a school record with a .981 fielding percentage (fourth nationally)
 10 of O'Connor's teams have ranked among the top 40 nationally in fielding percentage

A NEW ERA IN STARKVILLE

O'Connor takes over a Mississippi State program with a proud history, a championship standard and the most passionate fan base in college baseball. The Bulldogs have made 12 College World Series appearances and captured the program's first national championship in 2021.

Mississippi State is one of only four programs in NCAA history to reach the College World Series in six consecutive decades. With 40 NCAA Tournament appearances, 12 trips to Omaha, 11 SEC regular-season titles and a national title, the Bulldogs have long stood among the nation's premier programs.





COACHING STAFF



Kevin McMullan
Associate Head Coach
(Third Base Coach)




Matt Kirby
Assistant Coach
(First Base Coach)



Justin Parker
Assistant Coach
(Pitching Coach)



Justin Armistead
Associate A.D./Baseball



Mike Roberts
Director of Player
Development and Scouting



Justin Weiss
Baseball Operations
Coordinator



Jonathan French
Data/Video Analytics
Coordinator



Travis Reifsnider
Scouting/Assistant
Recruiting Coordinator



Joe Savino
Pitching Coordinator

MLB PLAYERS UNDER O'CONNOR

- INF Ryan Zimmerman (UVA 2003-05) - 2005 1st Round (4th overall) Nationals - MLB Career: 2005-21 (WSN)
- INF/DH Mark Reynolds (UVA 2002-04) - 2004 16th Round (476th overall) Diamondbacks - MLB Career: 2007-19 (ARI, BAL, CLE, NYY, MIL, STL, COL, WSN)
- 1B Joe Koshansky (UVA 2001-04) - 2004 6th Round (170th overall) Rockies - MLB Career: 2007-08 (COL)
- OF Brandon Guyer (UVA 2005-07) - 2007 5th Round (157th overall) Cubs - MLB Career: 2011-18 (TB, CLE)
- RHP Mike Ballard (UVA 2003-05) - 2006 14th Round (418th overall) Rangers - MLB Career: 2011 (BAL)
- RHP Michael Schwimer (UVA 2005-08) - 2008 14th Round (436th overall) Phillies - MLB Career: 2011-12 (PHI)
- LHP Sean Doolittle (UVA 2005-07) - 2007 1st Round (41st overall) Athletics - MLB Career: 2012-22 (OAK, WSN, CIN, SEA)
- INF David Adams (UVA 2006-08) - 2008 3rd Round (106th overall) Yankees - MLB Career: 2013 (NYY)
- INF Phil Gosselin (UVA 2008-10) - 2010 5th Round (164th overall) Braves - MLB Career: 2013-22 (ATL, ARI, PIT, TEX, CIN, PHI, LAA)
- LHP Kyle Crockett (UVA 2011-13) - 2013 4th Round (111th overall) Indians - MLB Career: 2014-18 (CLE, CIN)
- INF/OF Chris Taylor (UVA 2010-12) - 2012 5th Round (161st overall) Mariners - MLB Career: 2014-present (SEA, LAD, LAA)
- RHP Tyler Wilson (UVA 2008-11) - 2011 10th Round (305th overall) Orioles - MLB Career: 2015-17 (BAL)
- OF Jarrett Parker (UVA 2008-10) - 2010 2nd Round (74th overall) Giants - MLB Career: 2015-19 (SF, LAA)
- C John Hicks (UVA 2009-11) - 2011 4th Round (123rd overall) Mariners - MLB Career: 2015-21 (SEA, DET, TEX)
- OF Derek Fisher (UVA 2012-14) - 2014 1st Round (37th overall) Astros - MLB Career: 2017-21 (HOU, TOR, MIL)
- RHP Artie Lewicki (UVA 2011-14) - 2014 8th Round (250th overall) Tigers - MLB Career: 2017-20 (DET, ARI)
- RHP Branden Kline (UVA 2010-12) - 2012 2nd Round (65th overall) Orioles - MLB Career: 2019-20 (BAL)
- OF Adam Haseley (UVA 2015-17) - 2017 1st Round (8th overall) Phillies - MLB Career: 2019-23 (PHI, CWS)
- RHP Josh Sborz (UVA 2013-15) - 2015 2nd Round (74th overall) Dodgers - MLB Career: 2019-24 (LAD, TEX)
- INF Matt Thaiss (UVA 2014-16) - 2016 1st Round (16th overall) Angels - MLB Career: 2019-present (LAA, CWS, TB)
- LHP Danny Hultzen (UVA 2009-11) - 2011 1st Round (2nd overall) Mariners - MLB Career: 2019 (CHC)
- OF Jake McCarthy (UVA 2016-18) - 2018 1st Round (39th overall) Diamondbacks - MLB Career: 2021-present (ARI)
- LHP Bennett Sousa (UVA 2015-18) - 2018 10th Round (288th overall) White Sox - MLB Career: 2022-present (CWS, HOU, MIL)
- LHP Andrew Abbott (UVA 2018-21) - 2021 2nd Round (53rd overall) Reds - MLB Career: 2023-present (CIN)
- INF Zack Gelof (UVA 2019-21) - 2021 2nd Round (60th overall) Athletics - MLB Career: (OAK, A's)
- RHP Noah Murdock (UVA 2017-19) - 2019 7th Round (199th overall) Royals - MLB Career: 2025-present (A's)
- RHP Mike Vasil (UVA 2019-21) - 2021 8th Round (232nd overall) Mets - MLB Career: 2025-present (CWS)
- C Kyle Teel (UVA 2021-23) - 2023 1st Round (14th overall) Red Sox - MLB Career: 2025-present (CWS)
- LHP Connelly Early (2023) - 2023 5th Round (151st overall) Red Sox - MLB Career: 2025-present (BOS)

THE O'CONNOR FILE			
Personal			
Hometown:	Council Bluffs, Iowa		
Wife:	Cindy		
Children:	Daughters: Ellie & Maggie; Son: Dillon		
College:	Creighton, 1993		
Coaching Career			
Present	Mississippi State Head Coach		
2004-25	Virginia Head Coach		
2001-03	Notre Dame Associate Head Coach		
1995-2001	Notre Dame Assistant Coach		
1993-95	Creighton Pitching Coach		
O'Connor Year-by-Year			
As a Head Coach			
Yr.	School	Record	Postseason
2026	MSU	38-14	
2025	Virginia	32-18	--
2024	Virginia	46-17	College World Series
2023	Virginia	50-15	College World Series
2022	Virginia	39-19	NCAA Regional
2021	Virginia	36-27	College World Series
2020	Virginia	14-4	**
2019	Virginia	32-24	--
2018	Virginia	29-25	--
2017	Virginia	43-16	NCAA Regional
2016	Virginia	38-22	NCAA Regional
2015	Virginia	44-24	National Champions
2014	Virginia	53-16	College World Series Final
2013	Virginia	50-12	NCAA Super Regional
2012	Virginia	39-19-1	NCAA Regional
2011	Virginia	56-12	NCAA Super Regional
2010	Virginia	51-14	NCAA Super Regional
2009	Virginia	49-15-1	College World Series
2008	Virginia	39-23	NCAA Regional
2007	Virginia	45-16	NCAA Regional
2006	Virginia	47-15	NCAA Regional
2005	Virginia	41-20	NCAA Regional
2004	Virginia	44-15	NCAA Regional
Totals	23 Seasons	954-400-2	2015 National Champions 18 NCAA Regionals Nine NCAA Super Regionals Seven NCAA College World Series ** No postseason due to COVID-19
As an Assistant Coach			
2003	Notre Dame	45-18	NCAA Regional
2002	Notre Dame	50-18	College World Series
2001	Notre Dame	49-13	NCAA Regional
2000	Notre Dame	46-18	NCAA Regional
1999	Notre Dame	43-18	NCAA Regional
1998	Notre Dame	41-17	
1997	Notre Dame	41-19	
1996	Notre Dame	44-18	NCAA Regional
1995	Creighton	35-22	
1994	Creighton	28-29	
Totals	10 Seasons	422-190	Six NCAA Regionals One NCAA Super Regional One College World Series

THE O'CONNOR EFFECT

109 DRAFT PICKS

14 FIRST ROUND DRAFT PICKS

36 MLB PLAYERS

STATE OF THE SHOW



The largest on-campus facility in college baseball, Dudy Noble Field will see the 60th season of Mississippi State baseball at its current site in 2026. With over 1,700 games played at the venue, the Diamond Dawgs have a .726 winning percentage at the facility, which received a \$68-million upgrade prior to the 2019 season.

The field is named in honor of longtime MSU baseball coach, athletics director and ABCA Hall of Famer Clarke Randolph “Dudy” Noble. On April 27, 1998 the facility was renamed Dudy Noble Field, Polk-DeMent Stadium, honoring another ABCA Hall of Famer, former Bulldog skipper Ron Polk, and the late Gordon DeMent, a successful businessman and longtime fan of the Diamond Dawgs from Indianola, Mississippi.

THE ORIGIN

From 1929 until 1964, Mississippi State hosted its baseball games at the original on-campus venue, Hardy Field, which was located several hundred yards to the south of the Bulldogs’ home football venue, Davis Wade Stadium at Scott Field. The baseball field was closed following the 1964 season to make way for the construction of Dorman Hall and for the next two seasons the Diamond Dawgs played their home games at Redbird Park in Columbus, Mississippi, capturing SEC titles both seasons at their temporary home.

The tin-roofed grandstand and 2,000-seat bleachers from the original Dudy Noble Field were transported to the stadium’s present site, which became playable for the 1967 season. Since that time, facility enhancements have followed at a steady pace to make the “Carnegie Hall of College Baseball” one of the finest all-around facilities on the road to Omaha. Among with numerous upgrades, the current site has seen two complete demolitions and reconstructions, the latest occurring during a three-year span from 2017-2019 and opening prior to the start of the 2019 campaign.

LEADING THE ATTENDANCE BOOM

With a laundry list of legendary names on its all-time roster, it comes as no surprise that Mississippi State ranks among the nation’s attendance leader’s year in and year out. The Dudy Noble Field faithful have sold out the reserved seating allotment every season since 1987.

Along with routinely hosting some of the largest crowds in the SEC, the last 12 three-day Super Bulldog Weekend series have drawn more than 25,000 fans, with The Dude seeing 43,986 fans over the three-day Super Bulldog Weekend of 2023, the most in a single Super Bulldog Weekend.

MSU eclipsed the 200,000 mark in paid attendance at Dudy Noble Field for six-straight seasons between 2012-17, marking the first such occurrence in the program’s history. Over the past four seasons, MSU has eclipsed the 300,000 mark in paid attendance, which had never been done before in four-straight seasons. In 2013, the Diamond Dawgs’ five-millionth fan walked through the turnstiles at Dudy Noble Field. Since home attendance figures were charted starting in 1976, the “Carnegie Hall of College Baseball” has seen 8,317,535 fans rush through the gates heading into the 2026 campaign.

In 24 of the last 25 seasons, Mississippi State has averaged 6,000 fans per game, including a record average of 11,094 during the 2023 campaign. Overall, State has eclipsed the 200,000-fan mark 17 times since 2002, with a school-record 373,784 viewing the 2019 home schedule.

Of the top 25 all-time college baseball on-campus attendances, Dudy Noble Field finds itself on the list 24 times, most notably owning the all-time on-campus attendance record of 16,423 on April 15, 2023. The Bulldogs own all of the top 20 marks in NCAA on-campus history and are the only NCAA baseball program to boast on-campus attendances of 14,000 or more. The five largest NCAA Super Regional crowds have all assembled in Starkville, Mississippi, as well.

From April 14-16, 2023, the Bulldog faithful flooded the gates at Dudy Noble Field to the tune of 43,986 fans for a three-game series versus Ole Miss. The nearly 44,000 fans on the weekend set an NCAA on-campus attendance record for a three-game series.

During the 2025 season, the Diamond Dawg faithful showed up in droves as 330,009 fans appeared for 30 games at The Dude with Mississippi State receiving the second-largest average attendance in the nation,

averaging 11,000 fans per game. The Diamond Dawgs had 10,000+ fans at 18 games last season at Dudy Noble Field.

THE LEFT FIELD LOUNGE™

The aura of Mississippi State baseball at Dudy Noble Field is certainly not confined to the loyal legions in the impressive grandstand, pro-style luxury sky suites or luxurious Left Field Lofts.

In fact, some of the more highly-prized seats at Bulldog baseball games are found beyond the outfield fence in the Left Field Lounge™. Waiting lists greet those seeking to purchase one of the 96 outfield lounges in the iconic two-level outfield tailgate.

Once a colorful assortment of pickup trucks, motor homes, and trailers — most equipped with barbecue grills — lined the outfield fence, completing a circle of humanity at Dudy Noble Field. Now, the permanent lounge spaces are connected to the concourse, allowing everyone to stroll through and experience the iconic lounge culture.

What began in the late 1960s as a popular gathering spot for baseball-loving MSU supporters now forms college baseball’s largest tailgate party.

FACILITY EXPANSION

Over the past five decades many projects have commenced at the current site, including a pair of demolitions and countless upgrades to “The Dude.” Of the multiple renovations and advancements, the park was demolished and reconstructed in 1987 and 2018.

Mississippi State hosted its first SEC Baseball Tournament and NCAA Regional in 1979, winning both and advancing to the program’s second College World Series, setting attendance marks while opening eyes along the way.

Crowds mushroomed further in the 1980s, as future Major League stars Jeff Brantley, Will Clark, Rafael Palmeiro and Bobby Thigpen led the 1985 Bulldogs to SEC and regional championships, earning MSU’s highest national finish at the time, a tie for third place at the College World Series.

The first upgrade to the current site came in 1971, thanks to the generosity of the late E.B. “Dutch” McCool, a former MSU baseball student-athlete and one of the founding fathers of Holiday Inn, Inc., as MSU took the lead in the Southeastern Conference with the installation of a lighting system. The advent of night baseball in Starkville helped build a solid fan base.

Drainage and irrigation systems and an expanded scoreboard with an animation-equipped message center, new batting ranges and an infield tarp became the stadium’s next improvements.

It became apparent that support for baseball at State had out-grown the cozy confines of “The Dude” in the mid 1980s. Two years after that magical ‘85 season, Mississippi State unveiled an impressive \$3.5 million project that made Dudy Noble Field the biggest baseball venue in the Southeastern Conference.

In 1986, the stadium was demolished and rebuilt in less than nine months to be ready for the 1987 season opener. The new venue featured an impressive concrete grandstand structure with 3,700 maroon theater-style seats, an elevated press box, restrooms and ticket, souvenir and concession facilities. The team clubhouse featured a spacious 40-locker dressing room and team area. A pair of 1,500-seat bleachers that once overlooked the end zones at Scott Field, the home of MSU’s football Bulldogs, were refurbished and installed along the foul lines, raising seating capacity at Dudy Noble Field to 6,700. The facility was later chosen by Sports Illustrated as the best place to watch college baseball, and it helped ignite a drive to update baseball facilities throughout the SEC and beyond.

The expanded capacity at the stadium also triggered an increase in annual baseball season ticket sales to more than 5,600, virtually assuring Mississippi State’s place among national leaders in college baseball attendance annually.

A second permanent concession stand was added in 1989, and a year later, the cinder warning track at the



DUDY NOBLE FIELD

outfield fence was extended to completely encircle the playing surface. That project, along with the installation of a six-foot high padded outfield fence, was made possible by a donation from former MSU All-American and Major League Baseball standout Will Clark.

Best-selling author, MSU alumnus and avid State baseball fan John Grisham donated funding for the next project. In 1993, Grisham's generosity paved the way for the indoor batting tunnel under the first base grandstand. In August 1998, construction got under way on the ambitious project to add 18 sky suites and more than 600 additional chairback seats in the grandstand. With the project completed prior to the 2000 season, the permanent seating capacity at Dudy Noble Field eclipsed the 7,000 mark.

Prior to the start of the 2003 season, 46-foot Major League foul poles were added. In 2004, the upgrades to the facility included a new state-of-the-art scoreboard, courtesy of the Henry Mize Foundation, was installed along with new fencing and gates surrounding the main grandstand.

The landscape surrounding the nation's largest on-campus facility grew prior to the 2005 campaign with the completion of the impressive Palmeiro Center and the baseball coaches office complex.

A massive 68,000-square foot, climate-controlled turf indoor practice facility, the Palmeiro Center is located adjacent to Dudy Noble Field. The spacious, \$3.8 million facility was made possible by a generous lead gift of former Bulldog great Rafael Palmeiro and his wife, Lynne. The structure features a regulation infield practice area, additional training space and three retractable batting cages.

Nestled between the Palmeiro Center and "The Dude", the baseball coaches complex was made possible by contributions from former Bulldog players Jeff Brantley, Will Clark, Eric DuBose, Paul Maholm, Jay Powell and Bobby Thigpen and former MSU manager James "Bo" McKinnis.

Also part of the Palmeiro Center is the Robinson-Galloway-Tatum Weight Room, which was added to the Palmeiro Center following the 2021 National Championship run for MSU. It is a new 7,100-plus square foot weight room adjacent to the indoor baseball field (the largest of its kind in the country) was made possible from the former players and donors.

From 2009-12, facility upgrades totaling more than \$2 million include an expanded state-of-the-art high definition video board, the addition of a new drainage and irrigation system, a new carpet of natural sod and infield dirt, and expanded dugouts.

Even the grandstand got a bit grander with a resurfacing and repainting project. The endeavor was topped

off with all-new cup holder-equipped maroon chairback seats. Prior to the start of the 2012 campaign, work was completed on the new sound system. The 36,000-watt amplification system evenly distributed sound to a 78-speaker system to amplify the atmosphere at Dudy Noble Field.

The second demolition at the current site occurred following the 2017 season and the \$68 million facility opened its gates for the 2019 campaign. Architect Wier Boerner Allin, along with consultants Populous and famed stadium architect/State alum Janet Marie Smith designed the project, while construction manager ICM and general contractor JESCO Construction, Inc. oversaw the construction.

Covering 12 acres of land on the Mississippi State University campus, the 230,000 square foot facility carries on Dudy Noble Field's legacy as the "Carnegie Hall of College Baseball." Installation of the second largest scoreboard in college baseball, measuring 43 feet wide by 60 feet high, started the project in 2017. The board, which was the largest in college baseball upon installation, is larger than boards owned by three Major League Baseball teams. The addition of 96 permanent Left Field Lounge rigs encircling the outfield followed during the fall of 2018.

The concourse and lower-level grandstands were in place for the 2018 season, with the Diamond Suites, upper-deck reserved seating area and three unique club areas – Farm Bureau Triple Crown Club, Charlie and Dana Stephenson Omaha Club and The Rooftop Club – were completed prior to the 2019 campaign. The newest version of Dudy Noble Field also features increased restroom facilities and concession points of sale.

The player spaces also received an upgrade, expanding to cover 18,000 square feet underneath the facility. The fully-equipped Bruce and Julie Martin Locker Room includes an embedded equipment room, houses 40 wooden lockers and features an oversized, dimensional halo-lit '85 Script Mississippi State sign suspended overhead in the middle of the room.

The more spacious locker room includes an attached training room with whirlpool and fully-functional fueling station. The Mitch Moreland Hitting Tunnel, which is equipped with HitTrax, and Turner & Gloria Wingo Team Lounge are easily accessed from the home dugout, with the eye-popping player entrance and Hassell H. Franklin Omaha Room greeting players as they enter the facility. The Pat McMahon Pitching Lab is also housed under the stadium, featuring arm care and conditioning equipment, one oversized turfed mound with three pitching rubbers and state of the art video equipment.

DUDY NOBLE FIELD FACTS

FIRST GAME: Mississippi State 5, Illinois Wesleyan 3 (4/3/67)

MISSISSIPPI STATE RECORD AT CURRENT SITE: 1,321-498-2 (.726)

MISSISSIPPI STATE GAMES PLAYED AT CURRENT SITE: 1,821

SEC TOURNAMENTS: Five

NCAA TOURNAMENT EVENTS: 22

(Three NCAA District III Playoffs, 15 Regionals and four Super Regionals)

LARGEST CROWD: 16,423 (April 15, 2023 vs. Ole Miss)

NCAA on-campus attendance record

PLAYING SURFACE: Latitude36 Bermuda Grass overseeded with Champion GQ Perennial Ryegrass

SEATING: 15,000+

DIMENSIONS: LF: 330, LC: 385, CF: 400, RC: 380, RF: 305

VIDEO BOARD: 43 feet high by 60 feet wide; second largest video board in college baseball and larger than three Major League Baseball boards (Baltimore, Colorado and Tampa Bay)

BATTER'S EYE: 40 feet high by 90 feet wide

OUTFIELD FENCE: Padded seven-foot chain link fence

WARNING TRACK: 20-foot wide synthetic turf

FOUL POLES: 40 feet tall

LONGEST HOME WINNING STREAK: 25 games (4/25/1978-4/26/1979)





2026 SEASON STATISTICS

Record: 38-14 Home: 25-8 Away: 9-5 Neutral: 4-1 SEC: 15-12

Player	avg	gp-gs	ab	r	h	2b	3b	hr	rbi	tb	slg%	bb	hp	so	gdp	ob%	sf	sh	sb-att	po	a	e	fld%	
38 Bryce Chance	.371	52-51	170	43	63	18	0	2	32	87	.512	22	8	14	1	.460	2	4	12-15	78	0	0	1.000	
3 Ace Reese	.335	52-52	203	61	68	21	0	18	63	143	.704	34	1	51	2	.429	2	0	1-1	20	76	6	.941	
18 Noah Sullivan	.330	47-47	176	41	58	10	0	8	37	92	.523	29	8	51	2	.442	2	0	10-11	15	0	1	.938	
34 Gehrig Frei	.326	49-42	184	38	60	10	2	9	37	101	.549	19	2	37	4	.395	0	1	6-8	41	79	1	.992	
2 Jacob Parker	.318	43-34	129	32	41	8	1	11	43	84	.651	20	3	34	5	.416	2	0	6-6	54	1	2	.965	
7 Reed Stallman	.311	47-34	135	26	42	9	0	11	45	84	.622	19	5	41	1	.407	3	0	3-4	250	11	2	.992	
5 Aidan Teel	.296	40-38	135	38	40	6	0	5	22	61	.452	20	9	37	1	.418	1	2	6-11	74	2	1	.987	
9 Ryder Woodson	.261	48-46	165	28	43	14	0	4	30	69	.418	18	3	52	2	.340	2	3	0-2	53	88	11	.928	

14 Vytas Valincius	.371	28-19	70	15	26	1	1	2	16	35	.500	11	2	18	2	.464	1	0	1-1	19	0	0	1.000	
33 Blake Bevis	.365	27-22	74	28	27	5	0	5	23	47	.635	13	3	17	1	.467	2	0	1-1	96	9	1	.991	
12 Chone James	.349	20-10	43	14	15	2	1	1	12	22	.512	3	1	6	0	.404	0	1	3-3	106	11	0	1.000	
19 Andrew Raymond	.348	22-10	46	7	16	3	0	2	9	25	.543	7	1	11	0	.444	0	0	0-0	131	10	1	.993	
10 Drew Wyers	.333	32-18	60	18	20	2	0	4	16	34	.567	10	4	9	2	.453	1	3	1-1	22	38	3	.952	
27 Peter Mershon	.300	10-1	10	3	3	0	0	0	6	3	.300	2	1	3	1	.400	2	0	1-1	2	0	0	1.000	
6 James Nunnallee	.241	28-10	54	11	13	4	0	1	5	20	.370	7	3	9	1	.359	0	0	2-3	30	0	1	.968	
21 Kevin Milewski	.190	36-32	100	24	19	4	0	8	18	47	.470	15	4	33	3	.314	2	1	1-1	329	23	2	.994	
49 Gatlin Sanders	.000	19-2	13	8	0	0	0	0	0	0	.000	4	0	4	0	.235	0	0	1-1	3	8	0	1.000	
23 Jackson Owen	.000	6-0	5	3	0	0	0	0	0	0	.000	3	1	2	0	.444	0	0	0-1	4	0	0	1.000	
Totals	.313	52	1772	438	554	117	5	91	414	954	.538	256	59	429	28	.412	22	15	55-71	1344	397	41	.977	
Opponents	.232	52	1693	223	393	65	9	49	207	623	.368	178	50	581	22	.321	13	9	47-61	1279	415	59	.966	

LOB - Team (409), Opp (378). DPs turned - Team (26), Opp (31). CI - Team (2), Raymond 1, Milewski 1, Opp (2). IBB - Team (7), Reese 5, Parker 1, Chance 1, Opp (3). Picked off - Woodson 1, Nunnallee 1, Parker 1.

(All games Sorted by Earned run avg)

Player	era	w-l	app	gs	cg	sho	sv	ip	h	r	er	bb	so	2b	3b	hr	b/avg	wp	hp	bk	sfa	sha
4 Tomas Valincius	2.52	8-2	13	13	0	0/1	0	75.0	58	27	21	16	105	10	2	8	.209	3	6	0	2	1
11 Duke Stone	4.65	6-1	14	12	0	0/2	0	62.0	65	35	32	24	85	12	1	9	.269	4	8	0	2	3

30 Jackson Logar	0.00	0-0	1	0	0	0/1	0	1.0	0	0	0	1	3	0	0	0	.000	1	0	0	0	0
20 Maddox Miller	2.28	4-2	17	1	0	0/2	0	23.2	20	6	6	10	39	2	0	3	.233	7	3	0	2	1
45 Dane Burns	2.61	2-0	24	0	0	0/4	1	20.2	19	6	6	8	29	4	1	1	.229	3	4	0	0	0
28 Ryan McPherson	2.62	3-1	7	7	0	0/0	0	34.1	28	13	10	6	40	6	0	2	.217	2	1	0	1	0
32 Peyton Fowler	2.84	1-0	7	0	0	0/1	0	6.1	2	2	2	6	12	0	0	0	.091	0	2	0	0	0
36 Tyler Pitzer	3.10	2-2	17	2	0	0/1	1	20.1	15	7	7	10	26	3	0	0	.205	1	0	0	1	0
17 Parker Rhodes	3.18	1-0	10	0	0	0/4	0	11.1	8	4	4	6	13	0	0	1	.205	3	2	0	0	1
29 Maddox Webb	3.86	1-1	22	0	0	0/1	3	23.1	21	10	10	15	28	4	0	2	.233	1	3	1	0	1
35 Ben Davis	3.86	0-2	19	0	0	0/0	5	37.1	32	17	16	8	47	5	1	3	.230	3	7	0	2	1
13 William Kirk	4.76	1-0	3	1	0	0/0	0	5.2	6	4	3	2	5	0	0	0	.300	0	0	0	1	0
42 Jack Gleason	5.11	4-1	21	0	0	0/2	0	24.2	18	14	14	10	41	3	1	2	.205	1	5	1	1	1
24 Jack Bauer	5.21	4-0	12	0	0	0/2	0	19.0	17	11	11	12	27	0	0	3	.227	5	1	0	0	0
37 Brendan Sweeney	5.85	0-0	13	2	0	0/2	1	20.0	21	14	13	6	22	6	1	4	.269	0	1	0	0	0
25 Chris Billingsley	6.08	1-0	17	5	0	0/3	0	23.2	23	19	16	14	17	3	2	4	.250	1	2	0	0	0
8 Charlie Foster	6.37	0-2	14	9	0	0/1	0	35.1	34	29	25	20	37	7	0	4	.248	0	5	0	1	0
16 Braden Booth	10.12	0-0	4	0	0	0/0	0	2.2	3	3	3	2	1	0	0	3	.273	0	0	0	0	0
15 Tanner Beliveau	10.80	0-0	3	0	0	0/1	0	1.2	3	2	2	2	4	0	0	0	.375	2	0	0	0	0
Totals	4.04	38-14	52	52	0	6/6	11	448.0	393	223	201	178	581	65	9	49	.232	37	50	2	13	9
Opponents	8.32	14-38	52	52	0	0/0	6	426.1	554	438	394	256	429	117	5	91	.313	55	59	5	22	15

PB - Team (13), James 5, Milewski 5, Raymond 3, Opp (7). Pickoffs - Team (9), Valincius, T 2, Milewski 1, Pitzer 1, Bauer 1, McPherson 1, Kirk 1, Foster 1, James 1, Opp (3). SBA/ATT - Milewski (26-33), James (10-12), Raymond (9-12), Foster (9-10), Stone (6-10), Billingsley (4-6), Webb (5-5), Burns (4-4), McPherson (4-4), Sweeney (2-4), Valincius, T (3-4), Pitzer (2-3), Rhodes (2-3), Davis (2-2), Fowler (2-2), Gleason (2-2), Bauer (0-1), Kirk (0-1).



2026 SOUTHEASTERN CONFERENCE STATISTICS

Record: 15-12 Home: 7-8 Away: 8-4 SEC: 15-12

Player	avg	gp-gs	ab	r	h	2b	3b	hr	rbi	tb	slg%	bb	hp	so	gdp	ob%	sf	sh	sb-att	po	a	e	fld%		
38 Bryce Chance	.369	27-27	103	15	38	11	0	2	19	55	.534	9	3	10	0	.431	1	1	4-6	45	0	0	1.000		
18 Noah Sullivan	.315	27-27	111	16	35	6	0	3	13	50	.450	10	4	38	1	.392	0	0	4-5	0	0	0	.000		
2 Jacob Parker	.303	24-21	76	17	23	5	1	5	16	45	.592	15	2	19	5	.426	1	0	2-2	33	1	1	.971		
3 Ace Reese	.268	27-27	112	25	30	9	0	10	26	69	.616	17	0	33	2	.364	0	0	0-0	11	50	4	.938		
34 Gehrig Frei	.265	25-23	102	18	27	3	0	7	14	51	.500	9	2	22	2	.336	0	0	0-0	31	40	1	.986		
5 Aidan Teel	.244	22-22	86	14	21	3	0	2	5	30	.349	10	5	25	1	.356	0	0	1-4	49	0	1	.980		
7 Reed Stallman	.234	25-18	77	10	18	4	0	5	15	37	.481	7	1	24	1	.299	2	0	1-2	155	6	1	.994		
9 Ryder Woodson	.229	25-24	83	15	19	4	0	3	14	32	.386	11	2	32	1	.330	1	3	0-0	22	47	8	.896		
21 Kevin Milewski	.171	24-22	70	13	12	3	0	6	13	33	.471	8	3	25	3	.277	2	1	1-1	237	17	0	1.000		

6 James Nunnallee	.333	7-0	6	0	2	0	0	0	0	2	.333	0	0	0	0	.333	0	0	0-0	4	0	0	1.000		
33 Blake Bevis	.324	11-11	37	10	12	0	0	3	13	21	.568	5	2	9	1	.422	1	0	0-0	51	3	1	.982		
14 Vytas Valincius	.278	13-9	36	2	10	0	0	1	3	13	.361	4	0	10	1	.350	0	0	0-0	8	0	0	1.000		
12 Chone James	.267	7-3	15	2	4	1	1	0	1	7	.467	0	0	2	0	.267	0	0	0-0	30	3	0	1.000		
19 Andrew Raymond	.250	9-2	12	1	3	0	0	1	4	6	.500	1	0	2	0	.308	0	0	0-0	31	3	0	1.000		
10 Drew Wyers	.238	15-7	21	3	5	0	0	1	4	8	.381	2	3	4	1	.385	0	0	0-0	2	15	0	1.000		
49 Gatlin Sanders	.000	7-0	1	3	0	0	0	0	0	0	.000	0	0	1	0	.000	0	0	0-0	0	0	0	.000		
27 Peter Mershon	.000	2-0	1	0	0	0	0	0	0	0	.000	0	0	1	0	.000	0	0	0-0	0	0	0	.000		
Totals	.273	27	949	164	259	49	2	49	160	459	.484	108	27	257	19	.361	8	5	13-20	720	207	22	.977		
Opponents	.244	27	930	140	227	40	4	31	131	368	.396	105	23	309	8	.333	7	6	26-33	715	225	21	.978		

LOB - Team (219), Opp (211). DPs turned - Team (9), Opp (21). CI - Team (0), Opp (1). IBB - Team (3), Reese 2, Parker 1, Opp (2). Picked off - Parker 1.

(SEC games only Sorted by Earned run avg)

Player	era	w-l	app	gs	cg	sho	sv	ip	h	r	er	bb	so	2b	3b	hr	b/avg	wp	hp	bk	sfa	sha	
4 Tomas Valincius	2.82	5-2	9	9	0	0/0	0	54.1	41	23	17	10	79	7	1	7	.202	3	4	0	1	1	
11 Duke Stone	5.28	3-1	9	9	0	0/1	0	44.1	55	29	26	22	61	10	0	8	.301	4	2	0	2	3	

32 Peyton Fowler	0.00	1-0	4	0	0	0/0	0	3.0	0	0	0	4	6	0	0	0	.000	0	0	0	0	0	
16 Braden Booth	0.00	0-0	2	0	0	0/0	0	1.1	0	0	0	2	0	0	0	0	.000	0	0	0	0	0	
15 Tanner Beliveau	0.00	0-0	1	0	0	0/0	0	0.0	1	0	0	0	0	0	0	0	1.000	2	0	0	0	0	
20 Maddox Miller	1.12	0-1	6	0	0	0/0	0	8.0	8	1	1	4	11	0	0	1	.258	2	2	0	0	0	
24 Jack Bauer	3.65	2-0	6	0	0	0/0	0	12.1	10	5	5	8	17	0	0	1	.208	3	1	0	0	0	
35 Ben Davis	3.76	0-1	13	0	0	0/0	2	26.1	26	12	11	7	36	4	1	2	.255	3	1	0	1	1	
28 Ryan McPherson	3.97	0-1	3	3	0	0/0	0	11.1	9	7	5	1	12	2	0	2	.209	2	0	0	1	0	
45 Dane Burns	4.76	1-0	13	0	0	0/1	0	11.1	15	6	6	5	17	3	1	1	.306	3	3	0	0	0	
29 Maddox Webb	4.91	1-1	12	0	0	0/0	1	14.2	12	8	8	13	15	2	0	2	.214	1	1	1	0	0	
25 Chris Billingsley	5.40	0-0	5	0	0	0/1	0	3.1	2	4	2	5	4	0	0	1	.154	0	0	0	0	0	
36 Tyler Pitzer	5.59	1-2	8	0	0	0/0	0	9.2	6	6	6	5	13	2	0	0	.182	1	0	0	1	0	
8 Charlie Foster	6.75	0-2	8	6	0	0/0	0	25.1	23	21	19	10	22	5	0	3	.240	0	5	0	0	0	
42 Jack Gleason	9.72	1-1	8	0	0	0/0	0	8.1	7	9	9	7	10	2	0	0	.233	1	3	1	1	0	
37 Brendan Sweeney	10.12	0-0	5	0	0	0/0	0	5.1	9	6	6	2	5	3	1	2	.375	0	1	0	0	0	
17 Parker Rhodes	27.00	0-0	2	0	0	0/0	0	1.0	3	3	3	0	1	0	0	1	.750	0	0	0	0	1	
Totals	4.65	15-12	27	27	0	1/1	3	240.0	227	140	124	105	309	40	4	31	.244	25	23	2	7	6	
Opponents	5.74	12-15	27	27	0	0/0	5	238.1	259	164	152	108	257	49	2	49	.273	22	27	1	8	5	

PB - Team (7), Milewski 5, James 1, Raymond 1. Pickoffs - Team (5), Milewski 1, Valincius, T 1, Bauer 1, McPherson 1, Foster 1, Opp (1). SBA/ATT - Milewski (19-23), Stone (5-8), Foster (4-4), Valincius, T (3-4), Raymond (4-4), Webb (3-3), Pitzer (1-2), Davis (2-2), Fowler (2-2), James (1-2), Rhodes (1-2), Burns (2-2), Gleason (1-1), Sweeney (1-1), Billingsley (1-1), Bauer (0-1).

2026 DAY-BY-DAY RESULTS

Date	Opponent	Score	Inns	Overall	SEC	Pitcher of record	Attend	Time
Feb 13, 2026	HOFSTRA	w 6-5	9	1-0-0	0-0-0	Stone (W 1-0)	12824	3:00
Feb 14, 2026	HOFSTRA-1	w 6-1	9	2-0-0	0-0-0	Valincius, T (W 1-0)	12667	2:53
Feb 14, 2026	HOFSTRA-2	w 7-5	9	3-0-0	0-0-0	Gleason (W 1-0)	12667	3:09
Feb 17, 2026	TROY	w 13-7	9	4-0-0	0-0-0	Kirk (W 1-0)	9842	3:19
Feb 18, 2026	ALCORN STATE	w 19-0	7	5-0-0	0-0-0	Miller (W 1-0)	9752	2:55
Feb 20, 2026	DELAWARE	w 9-2	9	6-0-0	0-0-0	McPherson (W 1-0)	11632	3:00
Feb 21, 2026	DELAWARE	w 10-0	8	7-0-0	0-0-0	Valincius, T (W 2-0)	13194	2:26
Feb 22, 2026	DELAWARE	w 7-3	9	8-0-0	0-0-0	Stone (W 2-0)	9473	3:16
Feb 24, 2026	AUSTIN PEAY	w 16-3	7	9-0-0	0-0-0	Billingsley (W 1-0)	9337	2:52
Feb 27, 2026	vs Arizona State	w 8-4	9	10-0-0	0-0-0	McPherson (W 2-0)	0	2:49
Feb 28, 2026	vs Virginia Tech	w 15-8	9	11-0-0	0-0-0	Valincius, T (W 3-0)	0	3:57
Mar 01, 2026	vs #1 UCLA	L 7-8	(10)	11-1-0	0-0-0	Davis (L 0-1)	8903	4:03
Mar 03, 2026	at #10 Southern Miss	L 6-7	9	11-2-0	0-0-0	Miller (L 1-1)	5716	3:19
Mar 05, 2026	LIPSCOMB	w 8-3	9	12-2-0	0-0-0	McPherson (W 3-0)	10057	2:50
Mar 06, 2026	LIPSCOMB	w 9-4	9	13-2-0	0-0-0	Pitzer (W 1-0)	11499	3:21
Mar 07, 2026	LIPSCOMB	w 26-0	7	14-2-0	0-0-0	Stone (W 3-0)	10375	2:35
Mar 10, 2026	vs Tulane	w 11-7	9	15-2-0	0-0-0	Burns (W 1-0)	6112	3:45
* Mar 13, 2026	at #5 Arkansas	L 4-5	9	15-3-0	0-1-0	Miller (L 1-2)	10464	2:50
* Mar 14, 2026	at #5 Arkansas-1	w 7-2	9	16-3-0	1-1-0	Valincius, T (W 4-0)	10790	2:38
* Mar 14, 2026	at #5 Arkansas-2	L 3-7	9	16-4-0	1-2-0	Pitzer (L 1-1)	9653	3:26
Mar 17, 2026	JACKSON STATE	w 17-1	7	17-4-0	1-2-0	Rhodes (W 1-0)	7967	2:34
* Mar 20, 2026	VANDERBILT	w 4-2	9	18-4-0	2-2-0	Gleason (W 2-0)	14649	2:57
* Mar 21, 2026	VANDERBILT	w 7-2	9	19-4-0	3-2-0	Valincius, T (W 5-0)	14834	2:40
* Mar 22, 2026	VANDERBILT	w 17-7	7	20-4-0	4-2-0	Stone (W 4-0)	12207	2:50
Mar 24, 2026	#11 SOUTHERN MISS	w 12-0	7	21-4-0	4-2-0	Bauer (W 1-0)	12887	2:46
* Mar 27, 2026	at #18 Ole Miss	w 5-4	9	22-4-0	5-2-0	Pitzer (W 2-1)	11758	3:23
* Mar 28, 2026	at #18 Ole Miss	w 6-1	9	23-4-0	6-2-0	Valincius, T (W 6-0)	11336	3:18
* Mar 29, 2026	at #18 Ole Miss	w 7-1	9	24-4-0	7-2-0	Stone (W 5-0)	9408	2:56
Mar 31, 2026	GRAMBLING STATE	w 12-0	7	25-4-0	7-2-0	Bauer (W 2-0)	9473	2:35
* Apr 02, 2026	#5 GEORGIA	L 9-10	9	25-5-0	7-3-0	Foster (L 0-1)	12828	3:52
* Apr 03, 2026	#5 GEORGIA	L 1-3	9	25-6-0	7-4-0	Valincius, T (L 6-1)	14348	2:51
* Apr 04, 2026	#5 GEORGIA	L 5-8	(10)	25-7-0	7-5-0	Webb (L 0-1)	10256	4:13
Apr 07, 2026	UAB	w 5-3	9	26-7-0	7-5-0	Gleason (W 3-0)	9329	3:08
* Apr 10, 2026	TENNESSEE	L 5-6	9	26-8-0	7-6-0	Pitzer (L 0-2)	13543	3:18
* Apr 11, 2026	TENNESSEE	L 2-6	9	26-9-0	7-7-0	Stone (L 5-1)	14814	2:35
* Apr 12, 2026	TENNESSEE	L 2-7	9	26-10-0	7-8-0	Foster (L 0-2)	10376	2:35
Apr 14, 2026	at Samford	w 11-1	7	27-10-0	7-8-0	Miller (W 2-2)	2113	2:18
* Apr 17, 2026	at South Carolina	w 5-3	9	28-10-0	8-8-0	Valincius, T (W 7-1)	6752	3:00
* Apr 18, 2026	at South Carolina	w 9-0	9	29-10-0	9-8-0	Stone (W 6-1)	6735	3:17
* Apr 19, 2026	at South Carolina	w 4-3	(11)	30-10-0	10-8-0	Webb (W 1-1)	6459	3:33
Apr 21, 2026	MEMPHIS	w 6-2	9	31-10-0	10-8-0	Miller (W 3-2)	8772	2:48
* Apr 24, 2026	LSU	w 10-8	(11)	32-10-0	11-8-0	Burns (W 2-0)	13489	4:53
* Apr 25, 2026	LSU	w 9-8	9	33-10-0	12-8-0	Bauer (W 3-0)	15289	3:41
* Apr 26, 2026	LSU	w 13-8	9	34-10-0	13-8-0	Fowler (W 1-0)	12379	3:47
Apr 28, 2026	vs #17 Ole Miss	w 7-3	9	35-10-0	13-8-0	Miller (W 4-2)	8223	3:45
* May 01, 2026	at #4 Texas	L 1-3	9	35-11-0	13-9-0	Valincius, T (L 7-2)	6747	2:56
* May 02, 2026	at #4 Texas	w 7-4	9	36-11-0	14-9-0	Bauer (W 4-0)	7536	3:46
* May 03, 2026	at #4 Texas	L 6-11	9	36-12-0	14-10-0	Gleason (L 3-1)	7481	3:48
May 05, 2026	NICHOLLS	w 21-6	7	37-12-0	14-10-0	Gleason (W 4-1)	8042	2:50
* May 07, 2026	#6 AUBURN	w 10-3	9	38-12-0	15-10-0	Valincius, T (W 8-2)	12658	2:52
* May 08, 2026	#6 AUBURN	L 4-5	9	38-13-0	15-11-0	Davis (L 0-2)	13772	3:14
* May 09, 2026	#6 AUBURN	L 2-13	7	38-14-0	15-12-0	McPherson (L 3-1)	13506	2:51

* = Conference game

() extra inning game



2026 GAME SUMMARY

Score by innings	1	2	3	4	5	6	7	8	9	EX	Total
Mississippi State	72	62	53	48	60	51	43	32	12	5	438
Opponents	28	15	31	22	36	22	19	21	23	6	223

Record when ...

Overall	38-14	After 6 leading	34-1
Conference	15-12 trailing	2-9
Non-Conference	23-2 tied	2-4
Home games	25-8	After 7 leading	26-1
Away games	9-5 trailing	1-8
Neutral site	4-1 tied	2-4
Day games	22-6	After 8 leading	25-1
Night games	16-8 trailing	1-10
vs Left starter	11-5 tied	2-2
vs Right starter	27-9		
1-Run games	4-6	Hit 0 home runs	7-4
2-Run games	5-2	... 1 home run	8-6
5+Run games	23-3	... 2+ home runs	23-4
Extra innings	2-2		
Shutouts	6-0	Opponent 0 home runs	21-4
	 1 home run	10-3
Scoring 0-2 runs	0-5 2+ HRs	7-7
..... 3-5 runs	5-5		
..... 6-9 runs	17-4	Made 0 errors	16-6
..... 10+ runs	16-0 1 error	18-4
	 2+ errors	4-4
Opponent 0-2 runs	16-0		
..... 3-5 runs	14-4	Opp. made 0 errors	11-8
..... 6-9 runs	8-7 1 error	12-5
..... 10+ runs	0-3 2+ errors	15-1
Scored in 1st inning	21-3	Out-hit opponent	31-5
Opp. scored in 1st	10-5	Out-hit by opponent	4-8
Scores first	25-4	Hits are tied	3-1
Opp. scores first	13-10		

Record when team scores:

Runs	0	1	2	3	4	5	6	7	8	9	10+
W-L	0-0	0-2	0-3	0-1	2-2	3-2	4-2	7-1	2-0	4-1	16-0

Record when opponent scores:

Runs	0	1	2	3	4	5	6	7	8	9	10+
W-L	6-0	5-0	5-0	8-2	4-0	2-2	1-2	3-3	4-2	0-0	0-3

Record when leading after:

Inn.	1	2	3	4	5	6	7	8
W-L	17-3	24-4	26-3	31-3	30-1	34-1	26-1	25-1

Record when trailing after:

Inn.	1	2	3	4	5	6	7	8
W-L	6-5	4-7	4-11	5-10	4-10	2-9	1-8	1-10

Record when tied after:

Inn.	1	2	3	4	5	6	7	8
W-L	15-6	10-3	8-0	2-1	4-3	2-4	2-4	2-2

Current losing streak: 2

Longest winning streak: 11

Longest losing streak: 3

Home attendance : 388737 (33 dates avg = 11779)

Away attendance : 136186 (19 dates avg = 7167)

Total attendance: 524923 (52 dates avg = 10094)



2026 GAME-BY-GAME (HITTING)

Date	Opponent	ab	r	h	rbi	2b	3b	hr	tb	bb	ibb	sb	cs	hbp	sac	sf	qdp	k	po	a	e	lob	avg
Feb 13	HOFSTRA	26	6	3	3	1	0	0	4	8	0	2	1	2	0	0	0	7	27	7	1	6	.115
Feb 14	HOFSTRA	30	6	8	6	4	0	0	12	4	0	2	0	2	0	1	0	8	27	12	0	7	.196
Feb 14	HOFSTRA	33	7	10	7	3	0	1	16	4	0	1	0	0	1	0	0	9	27	8	0	7	.236
Feb 17	TROY	39	13	16	13	5	1	2	29	3	0	4	0	1	0	0	0	10	27	6	0	7	.289
Feb 18	ALCORN STATE	28	19	13	16	3	0	1	19	13	0	3	1	2	0	3	0	1	21	6	0	9	.321
Feb 20	DELAWARE	36	9	16	9	5	0	0	21	6	0	1	1	1	0	1	1	6	27	5	1	11	.344
Feb 21	DELAWARE	33	10	13	10	3	0	4	28	5	1	1	0	1	1	0	1	4	24	13	1	9	.351
Feb 22	DELAWARE	30	7	8	4	2	0	0	10	9	0	1	1	0	0	1	2	6	27	8	1	9	.341
Feb 24	AUSTIN PEAY	34	16	16	16	4	0	3	29	3	0	0	0	2	0	0	0	7	21	5	0	5	.356
Feb 27	vs Arizona State	30	8	7	8	0	0	2	13	7	0	3	0	0	1	0	0	10	27	8	0	6	.345
Feb 28	vs Virginia Tech	39	15	15	15	3	0	2	24	10	0	2	1	4	0	1	0	5	27	7	2	12	.349
Mar 01	vs UCLA	39	7	14	7	5	0	3	28	3	1	0	2	1	0	1	1	12	30	14	1	7	.350
Mar 03	at Southern Miss	35	6	9	6	1	0	0	10	4	0	2	0	2	0	0	0	10	24	8	1	8	.343
Mar 05	LIPSCOMB	36	8	12	6	2	0	3	23	2	0	2	0	0	1	0	0	5	27	5	0	7	.342
Mar 06	LIPSCOMB	33	9	11	8	3	1	2	22	8	0	3	0	0	1	0	1	8	27	5	1	9	.341
Mar 07	LIPSCOMB	36	26	20	24	3	0	4	35	10	0	2	0	1	0	1	1	4	21	7	0	4	.356
Mar 10	vs Tulane	36	11	12	11	3	0	1	18	4	1	3	0	1	0	1	0	14	27	9	1	7	.354
*Mar 13	at Arkansas	36	4	11	4	1	0	1	15	5	0	0	1	1	0	1	1	7	24	9	1	12	.351
*Mar 14	at Arkansas	32	7	8	6	1	0	1	12	6	0	1	1	0	0	0	2	11	27	12	0	4	.346
*Mar 14	at Arkansas	33	3	6	3	0	0	0	6	3	0	0	0	1	0	0	0	11	24	6	2	7	.338
Mar 17	JACKSON STATE	30	17	12	14	5	0	0	17	8	0	4	0	2	0	3	0	2	21	8	1	8	.341
*Mar 20	VANDERBILT	31	4	8	4	1	0	2	15	3	0	0	0	2	0	0	1	5	27	8	0	8	.337
*Mar 21	VANDERBILT	31	7	9	7	4	0	1	16	8	0	0	0	1	0	1	1	4	27	5	1	10	.336
*Mar 22	VANDERBILT	38	17	19	17	4	0	4	35	5	1	2	0	1	0	1	0	8	21	9	1	8	.343
Mar 24	SOUTHERN MISS	32	12	14	12	0	0	2	20	3	0	2	0	2	0	0	0	5	21	6	1	7	.347
*Mar 27	at Ole Miss	34	5	8	5	2	1	0	12	3	0	0	0	1	0	0	1	10	27	8	0	6	.343
*Mar 28	at Ole Miss	34	6	9	5	0	0	3	18	5	0	0	1	0	0	0	2	9	27	9	1	6	.340
*Mar 29	at Ole Miss	35	7	9	7	2	0	4	23	2	0	1	1	0	0	0	1	14	27	4	0	3	.337
Mar 31	GRAMBLING STATE	27	12	9	10	3	0	1	15	7	0	1	0	5	1	0	0	11	21	8	1	10	.336
*Apr 02	GEORGIA	40	9	14	9	4	0	2	24	4	0	0	0	1	0	1	0	9	27	6	2	10	.337
*Apr 03	GEORGIA	31	1	5	1	0	0	0	5	8	0	0	0	2	0	0	1	8	27	4	0	13	.332
*Apr 04	GEORGIA	40	5	9	5	2	0	3	20	3	0	2	0	1	0	0	0	12	30	7	2	9	.328
Apr 07	UAB	29	5	9	5	1	1	2	18	6	0	1	1	0	1	0	1	3	27	9	1	7	.327
*Apr 10	TENNESSEE	35	5	9	5	1	0	3	19	1	0	0	0	0	0	1	0	14	27	8	0	5	.325
*Apr 11	TENNESSEE	35	2	8	2	2	0	1	13	1	0	0	0	0	0	0	1	10	27	6	0	7	.322
*Apr 12	TENNESSEE	33	2	6	2	3	0	0	9	0	0	0	0	1	0	0	0	8	27	14	0	5	.318
Apr 14	at Samford	30	11	10	11	2	0	2	18	9	0	0	1	1	0	0	1	7	21	4	0	8	.319
*Apr 17	at South Carolina	37	5	12	5	1	0	4	25	2	0	0	0	2	1	0	0	8	27	11	1	10	.319
*Apr 18	at South Carolina	41	9	14	9	3	0	2	23	4	1	3	1	0	0	0	0	8	27	3	0	9	.320
*Apr 19	at South Carolina	41	4	10	4	1	0	1	14	3	0	0	1	0	1	1	1	6	33	11	0	9	.317
Apr 21	MEMPHIS	33	6	8	6	3	0	1	14	3	0	0	0	1	0	0	0	6	27	9	1	7	.316
*Apr 24	LSU	43	10	10	10	1	0	4	23	8	1	0	0	2	0	1	0	9	33	6	3	12	.313
*Apr 25	LSU	34	9	9	9	2	0	2	17	7	0	0	0	1	0	0	1	13	27	8	1	9	.312
*Apr 26	LSU	36	13	12	11	6	0	2	24	7	0	0	0	3	1	0	1	4	27	3	0	11	.312
Apr 28	vs Ole Miss	33	7	12	7	2	0	0	14	2	1	0	0	1	3	1	0	6	27	8	3	9	.314
*May 01	at Texas	33	1	6	1	1	0	1	10	3	0	1	1	0	0	0	0	19	24	8	0	8	.311
*May 02	at Texas	35	7	9	7	2	0	2	17	1	0	0	0	2	0	0	1	12	27	10	3	4	.310
*May 03	at Texas	31	6	4	6	1	1	1	10	8	0	1	0	1	0	0	1	11	24	8	1	7	.306
May 05	NICHOLLS	36	21	18	20	2	0	6	38	7	0	2	0	0	0	0	0	6	21	5	1	4	.310
*May 07	AUBURN	37	10	16	10	1	0	3	26	2	0	1	0	1	1	1	1	10	27	8	1	8	.313
*May 08	AUBURN	35	4	10	4	3	0	1	16	4	0	0	0	1	1	0	0	11	27	9	0	10	.312
*May 09	AUBURN	28	2	9	2	0	0	1	12	2	0	1	0	2	0	0	2	6	21	7	2	9	.313
Totals		1772	438	554	414	117	5	91	954	256	7	55	16	59	15	22	28	429	1344	397	41	409	.313



2026 GAME-BY-GAME (PITCHING)

Feb 13	HOFSTRA	9.0	10	5	5	2	13	4	0	0	0	0	1	0	0	6-5	1-0	1	5.00
Feb 14	HOFSTRA	9.0	6	1	1	1	11	0	0	1	0	0	1	1	0	6-1	2-0	2	3.00
Feb 14	HOFSTRA	9.0	7	5	5	5	12	1	0	1	0	0	2	0	0	7-5	3-0	3	3.67
Feb 17	TROY	9.0	10	7	7	4	12	0	1	0	1	0	2	0	0	13-7	4-0	3	4.50
Feb 18	ALCORN STATE	7.0	1	0	0	2	14	0	0	0	2	0	0	0	0	19-0	5-0	3	3.77
Feb 20	DELAWARE	9.0	4	2	1	1	16	1	0	0	0	0	1	1	0	9-2	6-0	3	3.29
Feb 21	DELAWARE	8.0	6	0	0	3	8	1	0	0	0	0	0	2	0	10-0	7-0	3	2.85
Feb 22	DELAWARE	9.0	7	3	1	4	15	0	0	0	1	0	3	1	0	7-3	8-0	4	2.61
Feb 24	AUSTIN PEAY	7.0	4	3	2	6	10	0	0	0	0	0	0	0	0	16-3	9-0	4	2.61
Feb 27	vs Arizona State	9.0	7	4	4	3	8	2	0	2	1	0	0	2	0	8-4	10-0	4	2.75
Feb 28	vs Virginia Tech	9.0	11	8	8	1	13	0	1	5	1	0	1	1	0	15-8	11-0	4	3.26
Mar 01	vs UCLA	10.0	8	8	8	4	4	0	1	2	1	0	6	1	1	7-8	11-1	4	3.63
Mar 03	at Southern Miss	8.0	7	7	6	6	13	3	0	2	2	0	0	0	0	6-7	11-2	4	3.86
Mar 05	LIPSCOMB	9.0	12	3	3	2	13	3	0	0	0	0	0	1	0	8-3	12-2	5	3.79
Mar 06	LIPSCOMB	9.0	9	4	3	2	14	2	0	1	0	0	0	1	0	9-4	13-2	5	3.74
Mar 07	LIPSCOMB	7.0	1	0	0	1	10	0	0	0	0	0	0	0	0	26-0	14-2	5	3.55
Mar 10	vs Tulane	9.0	10	7	7	4	12	2	0	1	1	0	0	0	0	11-7	15-2	5	3.76
*Mar 13	at Arkansas	8.0	7	5	4	1	10	1	0	2	2	1	0	0	0	4-5	15-3	5	3.80
*Mar 14	at Arkansas	9.0	6	2	2	2	11	2	1	0	1	0	0	0	0	7-2	16-3	5	3.70
*Mar 14	at Arkansas	8.0	8	7	5	7	13	1	0	0	1	0	1	0	0	3-7	16-4	5	3.79
Mar 17	JACKSON STATE	7.0	1	1	1	4	5	0	0	0	0	0	1	1	0	17-1	17-4	5	3.69
*Mar 20	VANDERBILT	9.0	4	2	2	7	8	3	0	0	1	0	2	1	0	4-2	18-4	6	3.61
*Mar 21	VANDERBILT	9.0	3	2	0	2	17	1	0	0	0	0	1	0	0	7-2	19-4	6	3.44
*Mar 22	VANDERBILT	7.0	8	7	4	2	6	0	0	4	0	0	1	0	0	17-7	20-4	6	3.50
Mar 24	SOUTHERN MISS	7.0	7	0	0	0	12	2	0	0	0	0	1	1	0	12-0	21-4	6	3.39
*Mar 27	at Ole Miss	9.0	4	4	4	2	11	1	0	2	0	0	0	0	0	5-4	22-4	6	3.41
*Mar 28	at Ole Miss	9.0	6	1	1	5	14	0	0	0	1	0	2	0	0	6-1	23-4	6	3.32
*Mar 29	at Ole Miss	9.0	7	1	1	8	14	1	0	0	2	0	0	0	0	7-1	24-4	6	3.23
Mar 31	GRAMBLING STATE	7.0	2	0	0	3	10	0	0	0	0	0	0	1	0	12-0	25-4	6	3.14
*Apr 02	GEORGIA	9.0	10	10	8	10	13	2	0	1	3	0	1	0	0	9-10	25-5	6	3.31
*Apr 03	GEORGIA	9.0	7	3	2	0	12	2	0	2	0	0	1	0	0	1-3	25-6	6	3.26
*Apr 04	GEORGIA	10.0	16	8	8	4	15	2	0	3	1	0	0	1	1	5-8	25-7	6	3.41
Apr 07	UAB	9.0	8	3	3	3	8	2	0	1	0	0	4	1	0	5-3	26-7	7	3.40
*Apr 10	TENNESSEE	9.0	11	6	6	4	12	2	1	2	1	0	1	1	0	5-6	26-8	7	3.48
*Apr 11	TENNESSEE	9.0	13	6	6	0	8	5	0	1	0	0	0	1	0	2-6	26-9	7	3.55
*Apr 12	TENNESSEE	9.0	9	7	7	1	9	3	0	0	1	0	1	2	0	2-7	26-10	7	3.65
Apr 14	at Samford	7.0	3	1	1	2	4	0	1	0	0	0	0	0	0	11-1	27-10	7	3.60
*Apr 17	at South Carolina	9.0	8	3	3	2	14	0	0	1	0	0	0	1	0	5-3	28-10	8	3.58
*Apr 18	at South Carolina	9.0	7	0	0	4	18	0	0	0	1	0	0	0	0	9-0	29-10	8	3.49
*Apr 19	at South Carolina	11.0	8	3	3	2	12	0	0	0	2	0	1	0	0	4-3	30-10	8	3.45
Apr 21	MEMPHIS	9.0	10	2	2	1	13	1	0	1	1	0	1	0	0	6-2	31-10	9	3.42
*Apr 24	LSU	11.0	13	8	4	4	14	1	0	1	1	0	3	0	0	10-8	32-10	9	3.41
*Apr 25	LSU	9.0	11	8	8	3	11	3	0	3	2	0	0	0	1	9-8	33-10	10	3.52
*Apr 26	LSU	9.0	8	8	8	6	10	1	1	3	1	0	1	0	0	13-8	34-10	10	3.63
Apr 28	vs Ole Miss	9.0	5	3	3	6	13	1	0	0	0	0	3	2	0	7-3	35-10	11	3.61
*May 01	at Texas	8.0	5	3	3	3	8	1	0	0	1	0	1	1	0	1-3	35-11	11	3.61
*May 02	at Texas	9.0	9	4	4	10	10	1	0	2	0	0	2	0	0	7-4	36-11	11	3.62
*May 03	at Texas	8.0	11	11	11	9	7	4	1	0	2	0	1	0	0	6-11	36-12	11	3.79
May 05	NICHOLLS	7.0	10	6	6	3	9	0	1	1	1	0	0	0	0	21-6	37-12	11	3.85
*May 07	AUBURN	9.0	4	3	3	0	15	0	0	1	0	0	0	0	0	10-3	38-12	11	3.83
*May 08	AUBURN	9.0	10	5	5	4	14	1	0	1	1	0	2	0	0	4-5	38-13	11	3.86
*May 09	AUBURN	7.0	14	13	12	3	3	2	0	2	0	1	1	1	0	2-13	38-14	11	4.04
Totals		448.0	393	223	201	178	581	65	9	49	37	2	50	26	3	438-223	38-14	11	4.04



2026 GAME-BY-GAME STARTERS (BATTING ORDER)

DATE	OPPONENT	1	2	3	4	5	6	7	8	9	SP
2/13	Hofstra	Nunnallee	Reese	Teel	Bevis	Stallman	Woodson	Frei	Milewski	Chance	McPherson
2/14	Hofstra	Nunnallee	Reese	Sullivan	Stallman	Teel	Woodson	Chance	Milewski	Sanders	T. Valincius
2/14	Hofstra	Nunnallee	Reese	Sullivan	Stallman	Teel	Chance	Frei	Woodson	James	Foster
2/17	Troy	Nunnallee	Woodson	Reese	Teel	V. Valincius	Frei	Bevis	Parker	James	Stone
2/18	Alcorn State	Chance	Teel	Reese	V. Valincius	Wyers	Bevis	Mershon	Raymond	Sanders	Pitzer
2/20	Delaware	Nunnallee	Reese	V. Valincius	Stallman	Frei	Woodson	Teel	Raymond	Chance	McPherson
2/21	Delaware	Teel	Reese	Sullivan	Stallman	Raymond	Woodson	Frei	Parker	Chance	T. Valincius
2/22	Delaware	Wyers	Reese	Sullivan	V. Valincius	Bevis	Woodson	Nunnallee	James	Chance	Foster
2/24	Austin Peay	Wyers	Reese	Sullivan	V. Valincius	Bevis	James	Woodson	Teel	Chance	Kirk
2/27	vs. Arizona State (1)	Wyers	Reese	Sullivan	V. Valincius	James	Bevis	Woodson	Teel	Chance	McPherson
2/28	vs. Virginia Tech (1)	Teel	Reese	Sullivan	Stallman	Frei	Raymond	Woodson	Nunnallee	Chance	T. Valincius
3/1	vs. UCLA (1)	Teel	Reese	Sullivan	Stallman	Frei	Raymond	Woodson	Parker	Chance	Stone
3/3	at Southern Miss	Frei	Reese	Sullivan	Stallman	Woodson	Raymond	Parker	Nunnallee	Chance	Sweeney
3/6	Lipscomb	Wyers	Reese	Sullivan	Bevis	James	Woodson	V. Valincius	Nunnallee	Chance	McPherson
3/7	Lipscomb	Wyers	Reese	Sullivan	Frei	Raymond	Woodson	Parker	Nunnallee	Chance	T. Valincius
3/8	Lipscomb	Wyers	Reese	Sullivan	V. Valincius	James	Frei	Woodson	Bevis	Chance	Stone
3/10	vs. Tulane (2)	Wyers	Reese	Sullivan	Stallman	Frei	Woodson	Raymond	V. Valincius	Chance	Foster
3/13	at Arkansas*	Teel	Reese	Sullivan	Stallman	Frei	Woodson	Raymond	Parker	Chance	McPherson
3/14	at Arkansas*	Teel	Reese	Sullivan	Stallman	Woodson	V. Valincius	Wyers	Milewski	Chance	T. Valincius
3/14	at Arkansas*	Teel	Reese	Sullivan	Stallman	Woodson	James	Wyers	Bevis	Chance	Stone
3/17	Jackson State	Teel	Chance	Reese	Sullivan	Stallman	Frei	Woodson	Parker	Milewski	Miller
3/20	Vanderbilt*	Teel	Reese	Sullivan	Stallman	Frei	Woodson	Parker	Milewski	Chance	McPherson
3/21	Vanderbilt*	Teel	Reese	Sullivan	Stallman	Frei	Woodson	Parker	Milewski	Chance	T. Valincius
3/22	Vanderbilt*	Teel	Reese	Sullivan	Stallman	Frei	Woodson	Parker	Milewski	Chance	Stone
3/24	Southern Miss	Teel	Reese	Sullivan	Stallman	Frei	Woodson	Parker	Milewski	Chance	Billingsley
3/27	at Ole Miss*	Teel	Reese	Sullivan	Stallman	Woodson	Chance	V. Valincius	Milewski	Wyers	Foster
3/28	at Ole Miss*	Teel	Reese	Sullivan	Stallman	Woodson	Parker	Frei	Milewski	Chance	T. Valincius
3/29	at Ole Miss*	Teel	Reese	Sullivan	Stallman	Woodson	Parker	Frei	Raymond	Chance	Stone
3/31	Grambling	Teel	Reese	Sullivan	Stallman	Parker	Woodson	Frei	Milewski	Chance	Billingsley
4/2	Georgia*	Teel	Reese	Sullivan	Stallman	Frei	Woodson	Parker	Milewski	Chance	Foster
4/3	Georgia*	Teel	Reese	Sullivan	Stallman	Frei	Woodson	Parker	Milewski	Chance	T. Valincius
4/4	Georgia*	Chance	Reese	Sullivan	Stallman	Woodson	Frei	V. Valincius	Parker	Milewski	Stone
4/7	UAB	Chance	Frei	Reese	Parker	Woodson	Stallman	V. Valincius	Milewski	Wyers	Billingsley
4/10	Tennessee*	Teel	Chance	Reese	Sullivan	Parker	Frei	Woodson	Stallman	Milewski	T. Valincius
4/11	Tennessee*	Teel	Chance	Reese	Sullivan	Parker	Frei	Stallman	Woodson	Milewski	Stone
4/12	Tennessee*	Teel	Wyers	Reese	Sullivan	V. Valincius	James	Stallman	Woodson	Chance	Foster
4/14	at Samford	Teel	Reese	Sullivan	Stallman	Frei	Parker	Woodson	Milewski	Chance	Billingsley
4/17	at South Carolina*	Teel	Reese	Sullivan	Stallman	Frei	Parker	Woodson	Milewski	Chance	T. Valincius
4/18	at South Carolina*	Teel	Reese	Sullivan	Frei	Parker	Bevis	Woodson	Milewski	Chance	Stone
4/19	at South Carolina*	Chance	Reese	Sullivan	Frei	V. Valincius	Bevis	Teel	Woodson	James	Foster
4/21	Memphis	Frei	Reese	Sullivan	Stallman	Bevis	Parker	Woodson	Milewski	Chance	Pitzer
4/24	LSU*	Frei	Reese	Sullivan	Bevis	V. Valincius	Teel	Chance	Woodson	Milewski	T. Valincius
4/25	LSU*	Frei	Reese	Sullivan	Bevis	Parker	Chance	Teel	Milewski	Woodson	Stone
4/26	LSU*	Frei	Reese	Sullivan	Bevis	Parker	Wyers	Teel	Milewski	Chance	Foster
4/28	vs. Ole Miss (3)	Frei	Reese	Sullivan	Bevis	Parker	Chance	Teel	Milewski	Wyers	Sweeney
5/1	at Texas*	Frei	Reese	Sullivan	Bevis	Parker	Chance	Teel	Milewski	Woodson	T. Valincius
5/2	at Texas*	Frei	Reese	Sullivan	Bevis	Parker	Chance	Teel	Milewski	Wyers	Stone
5/3	at Texas*	Frei	Reese	Sullivan	Bevis	Parker	V. Valincius	Chance	Milewski	Wyers	Foster
5/5	Nicholls	Frei	Reese	Bevis	Sullivan	Parker	Chance	Stallman	Milewski	Wyers	Billingsley
5/7	Auburn*	Frei	Reese	Bevis	Sullivan	Parker	Chance	V. Valincius	Milewski	Woodson	T. Valincius
5/8	Auburn*	Frei	Reese	Sullivan	Parker	Stallman	Chance	V. Valincius	Milewski	Woodson	Stone
5/9	Auburn*	Frei	Reese	Bevis	Sullivan	Parker	Chance	Stallman	Milewski	Woodson	McPherson
5/14	at Texas A&M*	--	--	--	--	--	--	--	--	--	--
5/15	at Texas A&M*	--	--	--	--	--	--	--	--	--	--
5/16	at Texas A&M*	--	--	--	--	--	--	--	--	--	--

* - Southeastern Conference game | (1) - Globe Life Field; Arlington, Texas | (2) - Kessler Federal Park; Biloxi, Miss. | (3) - Trustmark Park; Pearl, Miss.



2026 GAME-BY-GAME STARTERS (POSITION)

DATE	OPPONENT	C	1B	2B	3B	SS	LF	CF	RF	DH	SP
2/13	Hofstra	Milewski	Bevis	Frei	Reese	Woodson	Chance	Teel	Nunnallee	Stallman	McPherson
2/14	Hofstra	Milewski	Stallman	Sanders	Reese	Woodson	Chance	Teel	Nunnallee	Sullivan	T. Valincius
2/14	Hofstra	James	Stallman	Frei	Reese	Woodson	Chance	Teel	Nunnallee	Sullivan	Foster
2/17	Troy	James	Bevis	Frei	Reese	Woodson	V. Valincius	Teel	Nunnallee	Parker	Stone
2/18	Alcorn State	Raymond	Bevis	Sanders	Reese	Wyers	V. Valincius	Teel	Chance	Mershon	Pitzer
2/20	Delaware	Raymond	Stallman	Frei	Reese	Woodson	Chance	Teel	Nunnallee	V. Valincius	McPherson
2/21	Delaware	Raymond	Stallman	Frei	Reese	Woodson	Chance	Teel	Parker	Sullivan	T. Valincius
2/22	Delaware	James	Bevis	Wyers	Reese	Woodson	V. Valincius	Chance	Nunnallee	Sullivan	Foster
2/24	Austin Peay	James	Bevis	Wyers	Reese	Woodson	V. Valincius	Teel	Chance	Sullivan	Kirk
2/27	vs. Arizona State (1)	James	Bevis	Wyers	Reese	Woodson	V. Valincius	Teel	Chance	Sullivan	McPherson
2/28	vs. Virginia Tech (1)	Raymond	Stallman	Frei	Reese	Woodson	Chance	Teel	Nunnallee	Sullivan	T. Valincius
3/1	vs. UCLA (1)	Raymond	Stallman	Frei	Reese	Woodson	Chance	Teel	Parker	Sullivan	Stone
3/3	at Southern Miss	Raymond	Stallman	Frei	Reese	Woodson	Nunnallee	Chance	Parker	Sullivan	Sweeney
3/6	Lipscomb	James	Bevis	Wyers	Reese	Woodson	V. Valincius	Chance	Nunnallee	Sullivan	McPherson
3/7	Lipscomb	Raymond	Sullivan	Wyers	Reese	Woodson	Nunnallee	Chance	Parker	Frei	T. Valincius
3/8	Lipscomb	James	Sullivan	Frei	Reese	Woodson	Bevis	Chance	V. Valincius	Wyers	Stone
3/10	vs. Tulane (2)	Raymond	Sullivan	Wyers	Reese	Woodson	Stallman	Chance	V. Valincius	Frei	Foster
3/13	at Arkansas*	Raymond	Stallman	Frei	Reese	Woodson	Chance	Teel	Parker	Sullivan	McPherson
3/14	at Arkansas*	Milewski	Stallman	Wyers	Reese	Woodson	Chance	Teel	V. Valincius	Sullivan	T. Valincius
3/14	at Arkansas*	James	Stallman	Wyers	Reese	Woodson	Bevis	Teel	Chance	Sullivan	Stone
3/17	Jackson State	Milewski	Stallman	Frei	Reese	Woodson	Chance	Teel	Parker	Sullivan	Miller
3/20	Vanderbilt*	Milewski	Stallman	Frei	Reese	Woodson	Chance	Teel	Parker	Sullivan	McPherson
3/21	Vanderbilt*	Milewski	Stallman	Frei	Reese	Woodson	Chance	Teel	Parker	Sullivan	T. Valincius
3/22	Vanderbilt*	Milewski	Stallman	Frei	Reese	Woodson	Chance	Teel	Parker	Sullivan	Stone
3/24	Southern Miss	Milewski	Stallman	Frei	Reese	Woodson	Chance	Teel	Parker	Sullivan	Billingsley
3/27	at Ole Miss*	Milewski	Stallman	Wyers	Reese	Woodson	Chance	Teel	V. Valincius	Sullivan	Foster
3/28	at Ole Miss*	Milewski	Stallman	Frei	Reese	Woodson	Chance	Teel	Parker	Sullivan	T. Valincius
3/29	at Ole Miss*	Raymond	Stallman	Frei	Reese	Woodson	Chance	Teel	Parker	Sullivan	Stone
3/31	Grambling	Milewski	Stallman	Frei	Reese	Woodson	Chance	Teel	Parker	Sullivan	Billingsley
4/2	Georgia*	Milewski	Stallman	Frei	Reese	Woodson	Chance	Teel	Parker	Sullivan	Foster
4/3	Georgia*	Milewski	Stallman	Frei	Reese	Woodson	Chance	Teel	Parker	Sullivan	T. Valincius
4/4	Georgia*	Milewski	Stallman	Frei	Reese	Woodson	V. Valincius	Chance	Parker	Sullivan	Stone
4/7	UAB	Milewski	Stallman	Wyers	Reese	Woodson	V. Valincius	Chance	Parker	Frei	Billingsley
4/10	Tennessee*	Milewski	Stallman	Frei	Reese	Woodson	Chance	Teel	Parker	Sullivan	T. Valincius
4/11	Tennessee*	Milewski	Stallman	Frei	Reese	Woodson	Chance	Teel	Parker	Sullivan	Stone
4/12	Tennessee*	James	Stallman	Wyers	Reese	Woodson	Chance	Teel	V. Valincius	Sullivan	Foster
4/14	at Samford	Milewski	Stallman	Frei	Reese	Woodson	Chance	Teel	Parker	Sullivan	Billingsley
4/17	at South Carolina*	Milewski	Stallman	Frei	Reese	Woodson	Chance	Teel	Parker	Sullivan	T. Valincius
4/18	at South Carolina*	Milewski	Bevis	Frei	Reese	Woodson	Chance	Teel	Parker	Sullivan	Stone
4/19	at South Carolina*	James	Bevis	Frei	Reese	Woodson	Chance	Teel	V. Valincius	Sullivan	Foster
4/21	Memphis	Milewski	Stallman	Frei	Reese	Woodson	Bevis	Chance	Parker	Sullivan	Pitzer
4/24	LSU*	Milewski	Bevis	Frei	Reese	Woodson	Chance	Teel	V. Valincius	Sullivan	T. Valincius
4/25	LSU*	Milewski	Bevis	Frei	Reese	Woodson	Chance	Teel	Parker	Sullivan	Stone
4/26	LSU*	Milewski	Bevis	Frei	Reese	Wyers	Chance	Teel	Parker	Sullivan	Foster
4/28	vs. Ole Miss (3)	Milewski	Bevis	Frei	Reese	Wyers	Chance	Teel	Parker	Sullivan	Sweeney
5/1	at Texas*	Milewski	Bevis	Frei	Reese	Woodson	Chance	Teel	Parker	Sullivan	T. Valincius
5/2	at Texas*	Milewski	Bevis	Frei	Reese	Wyers	Chance	Teel	Parker	Sullivan	Stone
5/3	at Texas*	Milewski	Bevis	Frei	Reese	Wyers	V. Valincius	Chance	Parker	Sullivan	Foster
5/5	Nicholls	Milewski	Stallman	Frei	Reese	Wyers	Bevis	Chance	Parker	Sullivan	Billingsley
5/7	Auburn*	Milewski	Bevis	Frei	Reese	Woodson	V. Valincius	Chance	Parker	Sullivan	T. Valincius
5/8	Auburn*	Milewski	Stallman	Frei	Reese	Woodson	V. Valincius	Chance	Parker	Sullivan	Stone
5/9	Auburn*	Milewski	Stallman	Frei	Reese	Woodson	Bevis	Chance	Parker	Sullivan	McPherson
5/14	at Texas A&M*	--	--	--	--	--	--	--	--	--	--
5/15	at Texas A&M*	--	--	--	--	--	--	--	--	--	--
5/16	at Texas A&M*	--	--	--	--	--	--	--	--	--	--

* - Southeastern Conference game | (1) - Globe Life Field; Arlington, Texas | (2) - Kessler Federal Park; Biloxi, Miss. | (3) - Trustmark Park; Pearl, Miss.



2026 SOUTHEASTERN CONFERENCE SCHEDULE & STANDINGS

SOUTHEASTERN CONFERENCE

WEEK 14

2026 BASEBALL

MAY 12

SCHEDULE/RESULTS

All times Eastern; Rankings reflect highest among major polls

May 12 (Tuesday)

Belmont at #24 Tennessee – 5 p.m. [SECN+]
Winthrop at South Carolina – 6:30 p.m. [SECN+]
#4 Auburn at #24 Jacksonville State – 7 p.m. [ESPN+]
UT Martin at #15 Ole Miss – 7 p.m. [SECN]
Northern Kentucky at Kentucky – canceled

May 14 (Thursday)

*#10 Arkansas at Kentucky – 6:30 p.m. [SECN+]
*#15 Ole Miss at #14 Alabama – 7 p.m. [SECN+]
*South Carolina at Vanderbilt – 7 p.m. [SECN+]
*#12 Mississippi State at #10 Texas A&M – 7 p.m. [SECN+]
*#9 Florida at LSU – 7:30 p.m. [SECN+]
*Missouri at #5 Texas – 7:30 p.m. [SECN+]
*#24 Tennessee at #20 Oklahoma – 7:30 p.m. (Oklahoma City, Okla.) [SECN+]
*#4 Georgia at #4 Auburn – 8 p.m. [SECN]

May 15 (Friday)

*#10 Arkansas at Kentucky – 6:30 p.m. [SECN+]
*#15 Ole Miss at #14 Alabama – 7 p.m. [SECN+]
*South Carolina at Vanderbilt – 7 p.m. [SECN+]
*#12 Mississippi State at #10 Texas A&M – 7 p.m. [SECN+]
*#9 Florida at LSU – 7:30 p.m. [SECN+]
*Missouri at #5 Texas – 7:30 p.m. [SECN+]
*#24 Tennessee at #20 Oklahoma – 7:30 p.m. (Oklahoma City, Okla.) [SECN+]
*#4 Georgia at #4 Auburn – 8 p.m. [SECN]

May 16 (Saturday)

*#12 Mississippi State at #10 Texas A&M – 12 p.m. [SECN]
*#10 Arkansas at Kentucky – 2 p.m. [SECN+]
*South Carolina at Vanderbilt – 2 p.m. [SECN+]
*#15 Ole Miss at #14 Alabama – 3 p.m. [SECN]
*#9 Florida at LSU – 3 p.m. [SECN+]
*Missouri at #5 Texas – 3 p.m. [SECN+]
*#24 Tennessee at #20 Oklahoma – 3 p.m. (Oklahoma City, Okla.) [SECN+]
*#4 Georgia at #4 Auburn – 3 p.m. [SECN+]

Tuesday, May 19 - SEC Tournament First Round

Game 1: [9] Seed vs. [16] Seed – 10:30 a.m. [SECN]
Game 2: [12] Seed vs. [13] Seed – TBD [SECN]
Game 3: [10] Seed vs. [15] Seed – 5:30 p.m. [SECN]
Game 4: [11] Seed vs. [14] Seed – TBD [SECN]

Wednesday, May 20 - SEC Tournament Second Round

Game 5: Winner Game 1 vs. [8] Seed – 10:30 a.m. [SECN]
Game 6: Winner Game 2 vs. [5] Seed – TBD [SECN]
Game 7: Winner Game 3 vs. [7] Seed – 5:30 p.m. [SECN]
Game 8: Winner Game 4 vs. [6] Seed – TBD [SECN]

Thursday, May 21 - SEC Tournament Quarterfinals

Game 9: Winner Game 5 vs. [1] Georgia – 4 p.m. [SECN]
Game 10: Winner Game 6 vs. [4] Seed – TBD [SECN]

Friday, May 22 - SEC Tournament Quarterfinals

Game 11: Winner Game 7 vs. [2] Seed – 4 p.m. [SECN]
Game 12: Winner Game 8 vs. [3] Seed – TBD [SECN]

Saturday, May 23 - SEC Tournament Semifinals

Game 13: Winner Game 9 vs. Winner Game 10 – 1 p.m. [SECN]
Game 14: Winner Game 11 vs. Winner Game 12 – TBD [SECN]

Sunday, May 24 - SEC Tournament Championship Game

Game 15: Winner Game 13 vs. Winner Game 14 – 2 p.m. [ABC]

*SEC game

	SEC	Pct.	GB	All	Pct.	H	A	N	T25	T10	L10	Strk
Georgia ^	21-6	.778	-	41-11	.788	31-7	10-3	0-1	12-7	3-1	9-1	W9
Texas	16-10	.615	4.5	37-12	.755	26-4	8-8	3-0	12-6	10-3	6-4	W1
Texas A&M	16-10	.615	4.5	37-12	.755	25-5	10-6	2-1	8-10	5-7	6-4	L1
Alabama	16-11	.593	5.0	35-17	.673	21-5	11-11	3-1	11-10	4-3	7-3	W3
Auburn	16-11	.593	5.0	35-15	.700	20-8	10-7	5-0	14-12	11-7	7-3	W2
Florida	15-12	.556	6.0	34-18	.654	22-13	11-5	1-0	14-6	9-5	6-4	W1
Mississippi State	15-12	.556	6.0	38-14	.731	25-8	9-5	4-1	8-11	3-11	6-4	L2
Arkansas	15-12	.556	6.0	34-18	.654	22-12	8-5	4-1	12-11	6-4	7-3	L1
Ole Miss	14-13	.519	7.0	34-18	.654	26-7	6-8	2-3	13-15	4-11	4-6	W1
Oklahoma	13-14	.481	8.0	31-18	.633	19-7	8-10	4-1	9-13	3-7	4-6	W1
Tennessee	13-14	.481	8.0	34-18	.654	27-10	5-7	2-1	9-7	6-4	7-3	L1
Kentucky	12-15	.444	9.0	30-18	.625	19-6	11-12	0-0	5-7	1-2	4-6	L1
Vanderbilt	11-16	.407	10.0	29-24	.547	23-8	5-11	1-5	8-15	3-7	4-6	L1
LSU	9-18	.333	12.0	29-24	.547	23-11	3-13	3-0	3-15	1-8	5-5	L3
South Carolina	7-20	.259	14.0	22-30	.423	18-17	4-11	0-2	3-19	2-8	2-8	L8
Missouri	6-21	.222	15.0	23-27	.460	14-14	3-12	6-1	5-17	0-6	3-7	W1

^SEC champion

• SEC Player of the Week: Georgia's Daniel Jackson batted a team-best .600 (6-for-10) with two doubles, two home runs, 14 total bases, 1.400 slugging percentage, .750 on-base percentage, seven RBI, one stolen base and drew six walks including one intentional as Georgia swept LSU to clinch the SEC regular season title. Jackson had multiple hits in each game of the LSU series with at least one extra base hit in each contest. He made two starts at catcher, one at DH and posted perfect fielding in 20 total chances.

• SEC Pitcher of the Week: Tennessee's Tegan Kuhns struck out a career-high 15 batters, tying the SEC single-game high this season, in the Vols' 5-1 victory over No. 4 Texas on Friday night. The total also marked the most by a UT pitcher since June 4, 2005, when James Adkins notched 15 strikeouts versus Winthrop in the NCAA Knoxville Regional. Kuhns pitched seven shutout innings and allowed just four hits and one walk against the Longhorns to earn his fourth win of the year.

• SEC Freshmen of the Week: Auburn's Ethin Bingaman had six hits last week and helped the Tigers win a series at No. 10 Mississippi State. He drove in the team's fourth run of the middle game with a two-out single in the fifth inning and hit a two-run home run to extend Auburn's lead to 8-0 in the fifth inning of the finale. Bingaman had multiple hits in two of the three games last weekend. Missouri's Blaize Ward hit .462 (6-for-13) to help the Tigers to a series win over Vanderbilt. He drove in four runs including a key insurance run in the eighth inning of Sunday's series-clinching win. Ward raised his season average to a team-best .353 (30-for-85) in SEC play.

• Georgia clinched its first SEC title since 2008 with a win over LSU last Saturday. The Bulldogs enter the final week of the season riding a nine-game winning streak. The next eight teams below Georgia are separated by just 2.5 games in the standings.










































• Eight SEC teams are ranked in the top-14 of the RPI entering the final week of the regular season: Auburn (3), Texas (4), Alabama (6), Texas A&M (10), Florida (11), Mississippi State (12), Ole Miss (13) and Georgia (14). No other conference has more than three teams in the top-15 of the RPI.

• SEC teams entering the week ranked No. 1 statistically in the NCAA include:
» Georgia with 140 home runs
» Auburn with a 3.95 strikeout-to-walk ratio and fewest walks allowed/nine innings (2.70)
» Tennessee with a .986 fielding percentage.

• The SEC will implement a challenge system for balls and strikes on an experimental basis for each game of the upcoming 2026 SEC Baseball Tournament, similar to the process implemented in Major League Baseball games this season. The system will permit teams to challenge an umpire's strike or ball call via an automated ball tracking system that monitors the exact location of each pitch, relative to the specific batter's zone. For the SEC Tournament, each team will have three challenges to start the game. If a challenge is successful, the team will retain the challenge. If the original call is confirmed, the team will lose the challenge. Upon a challenge, the pitch location will be compared against the electronic strike zone. The result will then be displayed on the stadium videoboard and broadcast.



2026 TV/MEDIA ROSTER

<p>2</p>  <p>Jacob Parker OF 6-3 220 L/R Fr. Purvis, Miss.</p>	<p>3</p>  <p>Ace Reese INF 6-4 220 L/R Jr. Canton, Texas.</p>	<p>4</p>  <p>Tomas Valincius LHP 6-2 225 L/L So. Lockport, Ill.</p>	<p>5</p>  <p>Aidan Teel OH 6-0 200 L/R R-Jr. Mahwah, N.J.</p>	<p>6</p>  <p>James Nunnallee OF 6-1 190 L/R So. San Diego, Calif.</p>	<p>7</p>  <p>Reed Stallman 1B/OF 6-3 220 L/R Gr. Robins, Iowa</p>	<p>8</p>  <p>Charlie Foster LHP 6-4 205 R/L So. Snellville, Ga.</p>
<p>9</p>  <p>Ryder Woodson INF 6-3 190 R/R So. Naples, Fla.</p>	<p>10</p>  <p>Drew Wyers INF 6-2 200 R/R Sr. Columbus, N.J.</p>	<p>11</p>  <p>Duke Stone RHP 6-5 235 R/R So. Uvalda, Ga.</p>	<p>12</p>  <p>Chone James INF/UTL 6-0 185 R/R So. Myrtle Beach, S.C.</p>	<p>13</p>  <p>William Kirk LHP 6-2 205 L/L R-Fr. Saddle River, N.J.</p>	<p>14</p>  <p>Vyatas Valincius OF 6-4 230 L/R Gr. Lockport, Ill.</p>	<p>15</p>  <p>Tanner Beliveau RHP 6-3 225 R/R Fr. Petal, Miss.</p>
<p>16</p>  <p>Braden Booth RHP 6-2 100 R/R R-Fr. Madison, Ala.</p>	<p>17</p>  <p>Parker Rhodes RHP 6-1 185 R/R Fr. Greenfield, Ind.</p>	<p>18</p>  <p>Noah Sullivan UTL/RHP 6-1 215 R/R Gr. Orlando, Fla.</p>	<p>19</p>  <p>Andrew Raymond C 6-1 205 L/R So. Middletown, Md.</p>	<p>20</p>  <p>Maddox Miller LHP 6-4 185 L/L Fr. Hattiesburg, Miss.</p>	<p>21</p>  <p>Kevin Milewski C 6-5 235 R/R Jr. Wallingford, Conn.</p>	<p>22</p>  <p>Nick Frontino INF 6-3 205 L/R Fr. Bonita Springs, Fla.</p>
<p>23</p>  <p>Jackson Owen C 5-10 200 R/R Gr. Starkville, Miss.</p>	<p>24</p>  <p>Jack Bauer LHP 6-4 195 L/L Fr. Frankfort, Ill.</p>	<p>25</p>  <p>Chris Billingsley Jr. RHP 6-4 205 R/R Jr. Brent, Ala.</p>	<p>27</p>  <p>Peter Mershon UTL 6-2 205 R/R Fr. Taylors, S.C.</p>	<p>28</p>  <p>Ryan McPherson RHP 6-2 205 R/R So. Hollywood, Fla.</p>	<p>29</p>  <p>Maddox Webb RHP 6-2 195 R/R Jr. Summerville, S.C.</p>	<p>30</p>  <p>Jackson Logar RHP 6-0 215 R/R Jr. Medford, N.J.</p>
<p>31</p>  <p>Charlie Wortham UTL 6-1 205 R/R Fr. St. Peters, Mo.</p>	<p>32</p>  <p>Peyton Fowler RHP 6-3 195 R/R Jr. Gluckstadt, Miss.</p>	<p>33</p>  <p>Blake Bevis 1B/OF 6-4 210 R/R Sr. Brentwood, Tenn.</p>	<p>34</p>  <p>Gehrig Frei INF/OF 6-1 210 S/R Gr. Alpharetta, Ga.</p>	<p>35</p>  <p>Ben Davis RHP 6-4 230 R/R Sr. Booneville, Miss.</p>	<p>36</p>  <p>Tyler Pitzer RHP 6-3 205 L/R Jr. McDonald, Penn.</p>	<p>37</p>  <p>Brendan Sweeney RHP 6-7 210 R/R Sr. Edmond, Okla.</p>
<p>38</p>  <p>Bryce Chance OF 5-10 180 R/R Gr. Ridgeland, Miss.</p>	<p>39</p>  <p>Patrick Spencer Jr. RHP 6-3 215 R/R R-So. Greenville, Miss.</p>	<p>42</p>  <p>Jack Gleason RHP 6-4 235 R/R R-Fr. Germantown, Tenn.</p>	<p>45</p>  <p>Dane Burns LHP 6-5 215 R/L So. Regina, Saskatchewan, Canada</p>	<p>47</p>  <p>JT Schnoor RHP 6-4 225 R/R R-Jr. Pascagoula, Miss.</p>	<p>49</p>  <p>Gatlin Sanders INF 5-11 185 L/R Sr. Madison, Miss.</p>	

2 JACOB PARKER

OF | L/R | FR. | 6-3 | 220
PURVIS, MISS. / PURVIS HS
QUICK HITS

- Drafted by the Arizona Diamondbacks in the 19th Round of the 2026 MLB Draft
- Twin brother JoJo - also an MSU signee - was drafted 8th overall by the Toronto Blue Jays.
- Perfect Game Top 100 Freshmen (No. 75)
- D1Baseball Top 100 Freshmen (No. 9)
- Perfect Game Midseason Freshman All-American second team

SINGLE GAME CAREER HIGHS

At Bats	5	4x last Auburn (5/8/26)
Hits	3	3x last Nicholls (5/5/26)
Runs Scored	3	2x last Vanderbilt (3/22/26)
Runs Batted In	5	Nicholls(5/5/26)
Doubles	2	LSU (4/26/26)
Triples	1	at Texas (5/3/26)
Home Runs	1	10x last Nicholls (5/5/26)
Walks	3	Vanderbilt (3/21/26)
Stolen Bases	1	6x last Nicholls (5/5/26)

MISCELLANEOUS STATS

	2026	CAREER
2 Hit Game	7	7
3 Hit Game	3	3
4+ Hit Game		
2 RBI Game	5	5
3 RBI Game	3	3
4+ RBI Game	2	2

GAME-BY-GAME HITTING STATS

DATE	OPP	POS	AB	R	H	RBI	2B	3B	HR	BB	K	SB	CS	AVG
2/17	TROY*	DH	4	0	0	1	0	0	0	0	2	1	0	.000
2/18	ALCORN STATE	PH/RF	2	2	1	0	1	0	0	1	0	0	0	.167
2/21	DELAWARE*	RF	4	1	2	2	0	0	1	0	0	0	0	.300
2/24	AUSTIN PEAY	PH/CF	1	1	0	0	0	0	0	0	0	0	0	.273
2/28	vs. Virginia Tech	PH/CF	2	1	1	3	0	0	1	0	0	0	0	.308
3/1	vs. UCLA*	RF	4	0	0	1	0	0	0	0	1	0	0	.235
3/3	at Southern Miss*	RF	3	0	0	0	0	0	0	0	1	1	0	.200
3/5	LIPSCOMB	RF	0	0	0	0	0	0	0	0	0	0	0	.200
3/6	LIPSCOMB*	RF	4	1	1	2	0	0	1	0	1	0	0	.208
3/7	LIPSCOMB	PH/CF	3	0	2	3	1	0	0	0	0	0	0	.259
3/10	vs. Tulane	RF	0	0	0	0	0	0	0	0	0	0	0	.259
3/13	at Arkansas*	RF	3	1	2	0	0	0	0	0	1	0	0	.300
3/17	JACKSON STATE*	RF/CF	4	3	3	1	1	0	0	0	0	1	0	.353
3/20	VANDERBILT*	RF	3	0	1	0	0	0	0	1	0	0	0	.351
3/21	VANDERBILT*	RF	1	2	1	0	0	0	0	3	0	0	0	.368
3/22	VANDERBILT*	RF	3	3	1	0	0	0	0	2	0	1	0	.366
3/24	SOUTHERN MISS*	RF	3	1	1	3	0	0	1	0	1	0	0	.364
3/27	at Ole Miss	PH/RF	2	0	0	1	0	0	0	0	0	0	0	.348
3/28	at Ole Miss*	RF	3	1	1	2	0	0	1	1	0	0	0	.347
3/29	at Ole Miss*	RF	3	1	1	1	0	0	1	1	1	0	0	.346
3/31	GRAMBLING*	RF/CF	2	1	0	1	0	0	0	2	2	0	0	.333
4/2	GEORGIA*	RF	4	1	2	1	1	0	0	1	2	0	0	.345
4/3	GEORGIA*	RF	3	0	1	0	0	0	0	1	0	0	0	.344
4/4	GEORGIA*	RF	4	0	1	0	1	0	0	0	2	0	0	.338
4/7	UAB*	RF	3	1	1	2	0	0	1	1	1	0	0	.338
4/10	TENNESSEE*	RF	3	0	0	1	0	0	0	0	2	0	0	.324
4/11	TENNESSEE*	RF	3	1	1	0	1	0	0	1	1	0	0	.324
4/14	at Samford*	RF	3	0	0	0	0	0	0	1	2	0	0	.312
4/17	at South Carolina*	RF	5	0	3	0	0	0	0	0	1	0	0	.329
4/18	at South Carolina*	RF	4	1	1	1	0	0	0	1	1	1	0	.326
4/19	at South Carolina	PH	1	0	0	0	0	0	0	0	0	0	0	.322
4/21	MEMPHIS*	RF	2	0	1	1	0	0	0	0	1	0	0	.326
4/24	LSU	RF	0	0	0	0	0	0	0	1	0	0	0	.326
4/25	LSU*	RF	5	1	1	4	0	0	1	0	1	0	0	.319
4/26	LSU*	RF	4	0	2	1	2	0	0	1	0	0	0	.347
4/28	vs. Ole Miss*	RF	4	1	1	0	0	0	0	1	1	0	0	.345
5/1	at Texas*	RF	2	0	0	0	0	0	0	0	2	0	0	.327
5/2	at Texas*	RF	4	1	1	2	0	0	1	0	1	0	0	.324
5/3	at Texas*	RF	4	2	2	1	0	1	0	0	0	0	0	.330
5/5	NICHOLLS*	RF	5	2	3	5	0	0	1	0	1	1	0	.342
5/7	AUBURN*	RF	3	2	1	1	0	0	1	1	1	0	0	.342
5/8	AUBURN*	RF	5	0	0	0	0	0	0	0	2	0	0	.328
5/9	AUBURN*	RF	4	0	0	0	0	0	0	0	1	0	0	.318
TOTALS			129	32	41	43	8	1	11	20	34	66	0	.318

CAREER HITTING STATS

YEAR	AVG	GP-GS	AB	R	H	2B	3B	HR	RBI	TB	SLG%	BB	HP	SO	GDP	OB%	SF	SH
2026	.318	43-35	129	32	41	8	1	11	43	84	.651	20	3	34	5	.416	2	0
TOTAL	.318	43-35	129	32	41	8	1	11	43	84	.651	20	3	34	5	.416	2	0



3

ACE REESE

INF | L/R | JR. | 6-4 | 220
CANTON, TEXAS / HOUSTON

QUICK HITS

- 2026 Baseball America National Team of the Week (Week 13)
- 2026 Ferriss Trophy Finalist
- 2026 Golden Spikes Award Midseason Watch List
- 2026 Preseason All-American First Team (Perfect Game & Baseball America)
- 2026 Preseason All-American Second Team (D1Baseball & NCBWA)
- 2026 Baseball America Preseason Player of the Year Watch List
- 2026 Preseason All-SEC First Team
- 2026 Perfect Game Top 100 Juniors (No. 10)
- 2026 Golden Spikes Preseason Watch List
- 2026 D1Baseball Top 50 Third Basemen (No. 2)
- 2026 MLB Pipeline Draft Prospect (No. 18)
- 2026 D1Baseball Top 150 MLB Draft Prospect (No. 12)
- 2025 USA Baseball Collegiate National Team
- 2025 SEC Newcomer of the Year
- 2025 All-SEC First Team
- 2025 Boo Ferriss Trophy Finalist
- 2025 Dick Howser Trophy Semifinalist
- 2025 NCBWA All-America First Team
- 2025 D1 Baseball All-America Second Team
- 2025 Baseball America All-America Second Team
- 2025 ABCA/Rawlings All-America Second Team
- 2025 Perfect Game All-America Third Team
- 2025 ABCA/Rawlings South All-Region First Team
- 2025 SEC Player of the Week (May 19)
- 2025 First Year Academic Honor Roll
- 2024 All-Big 12 Freshman Team

SINGLE GAME CAREER HIGHS

At Bats	6	2x last at Missouri (5/15/25)
Hits	5	Troy (2/17/26)
Runs Scored	4	2x last at Missouri (5/16/25)
Runs Batted In	6	Nicholls(5/5/26)
Doubles	2	6x last Auburn (5/8/26)
Triples	1	5x last vs. Missouri St. (2/22/25)
Home Runs	2	6x last Nicholls (5/5/26)
Walks	3	2x last Vanderbilt (3/22/2026)
Stolen Bases	1	8x last Austin Peay (2/24/26)

*Career highs from Houston

MISCELLANEOUS STATS

	2026	CAREER
2 Hit Game	9	36
3 Hit Game	5	13
4+ Hit Game	3	4
2 RBI Game	7	26
3 RBI Game	5	13
4+ RBI Game	4	7

GAME-BY-GAME HITTING STATS

DATE	OPP	POS	AB	R	H	RBI	2B	3B	HR	BB	K	SB	CS	AVG
2/13	HOFSTRA*	3B	3	1	1	0	0	0	0	0	1	0	0	.333
2/14(G1)	HOFSTRA*	3B	4	2	2	1	2	0	0	0	1	0	0	.429
2/14(G2)	HOFSTRA*	3B	5	2	2	3	1	0	1	0	2	0	0	.417
2/17	TROY*	3B	5	3	5	3	2	0	1	0	0	1	0	.588
2/18	ALCORN STATE*	3B	1	1	0	0	0	0	0	1	0	0	0	.556
2/20	DELAWARE*	3B	5	1	3	2	1	0	0	0	1	0	0	.565
2/21	DELAWARE*	3B	4	1	1	1	1	0	0	1	1	0	0	.519
2/22	DELAWARE*	3B	3	0	1	1	0	0	0	2	1	0	0	.500
2/24	AUSTIN PEAY*	3B	5	2	3	4	1	0	1	0	0	1	0	.514
2/27	vs. Arizona State*	3B	5	0	0	0	0	0	0	0	2	0	0	.450
2/28	vs. Virginia Tech*	3B	5	2	2	3	0	0	1	0	0	0	0	.444
3/1	VS. UCLA*	3B	4	1	0	0	0	0	0	1	1	0	0	.408
3/3	at Southern Miss*	3B	4	2	1	0	0	0	0	1	1	0	0	.396
3/5	LIPSCOMB*	3B	4	1	3	0	1	0	0	1	0	0	0	.421
3/6	LIPSCOMB*	3B	4	2	0	0	0	0	0	1	2	0	0	.393
3/7	LIPSCOMB*	3B	3	2	2	3	1	0	0	0	1	0	0	.406
3/10	vs. Tulane*	3B	4	1	1	4	0	0	1	1	2	0	0	.397
3/13	at Arkansas*	3B	4	0	1	1	0	0	0	1	0	0	0	.389
3/14(G1)	at Arkansas*	3B	5	1	2	5	1	0	1	0	0	0	0	.390
3/14(G2)	at Arkansas*	3B	4	0	0	0	0	0	0	0	3	0	0	.370
3/17	JACKSON STATE*	3B	0	0	0	0	0	0	0	2	0	0	0	.370
3/20	VANDERBILT*	3B	4	0	0	0	0	0	0	0	2	0	0	.353
3/21	VANDERBILT*	3B	5	0	1	2	1	0	0	0	2	0	0	.344
3/22	VANDERBILT*	3B	2	3	1	1	0	0	1	3	1	0	0	.348
3/24	SOUTHERN MISS*	3B	4	1	1	0	0	0	0	0	0	0	0	.344
3/27	at Ole Miss*	3B	4	1	1	1	0	0	0	1	1	0	0	.340
3/28	at Ole Miss*	3B	5	0	1	0	0	0	0	0	3	0	0	.333
3/29	at Ole Miss*	3B	4	1	1	2	0	0	1	0	1	0	0	.330
3/31	GRAMBLING*	3B	1	2	0	1	0	0	0	2	0	0	0	.327
4/2	GEORGIA*	3B	4	2	1	0	0	0	0	1	0	0	0	.325
4/3	GEORGIA*	3B	3	0	0	0	0	0	0	2	0	0	0	.316
4/4	GEORGIA*	3B	5	1	1	2	0	0	1	0	2	0	0	.311
4/7	GEORGIA*	3B	4	1	2	2	0	0	1	0	1	0	0	.317
4/10	TENNESSEE*	3B	4	1	2	0	1	0	0	0	0	0	0	.323
4/11	TENNESSEE*	3B	4	0	0	0	0	0	0	0	0	0	0	.313
4/12	TENNESSEE*	3B	4	0	1	0	1	0	0	0	1	0	0	.312
4/14	at Samford*	3B	3	3	3	2	2	0	0	2	0	0	0	.326
4/17	at South Carolina*	3B	5	1	1	1	0	0	1	0	0	0	0	.322
4/18	at South Carolina*	3B	4	2	1	2	0	0	1	1	1	0	0	.320
4/19	at South Carolina*	3B	4	0	1	0	1	0	0	1	2	0	0	.318
4/21	MEMPHIS*	3B	3	0	0	0	0	0	0	1	1	0	0	.312
4/24	LSU*	3B	4	2	1	1	0	0	1	2	0	0	0	.311
4/25	LSU*	3B	4	2	2	1	0	0	1	1	2	0	0	.315
4/26	LSU*	3B	5	3	2	4	1	0	1	1	1	0	0	.318
4/28	LSU*	3B	3	1	1	1	0	0	0	1	0	0	0	.318
5/1	at Texas*	3B	3	0	0	0	0	0	0	1	2	0	0	.313
5/2	at Texas*	3B	4	1	1	0	1	0	0	1	3	0	0	.311
5/3	at Texas*	3B	4	1	0	0	0	0	0	1	2	0	0	.304
5/5	NICHOLLS*	3B	5	3	4	6	0	0	2	0	0	0	0	.317
5/7	AUBURN*	3B	5	0	1	0	0	0	0	0	3	0	0	.314
5/8	AUBURN*	3B	5	2	4	1	2	0	0	0	1	0	0	.327
5/9	AUBURN*	3B	4	1	3	2	0	0	1	0	0	0	0	.335
TOTALS			203	61	68	63	21	0	18	34	51	2	0	.335

CAREER HITTING STATS

YEAR	AVG	GP-GS	AB	R	H	2B	3B	HR	RBI	TB	SLG%	BB	HP	SO	GDP	OB%	SF	SH
2024*	.278	48-42	162	33	45	8	4	7	34	82	.506	29	3	37	4	.395	1	0
2025	.352	57-57	227	58	80	18	1	21	66	163	.718	26	5	52	4	.422	5	0
2026	.335	52-52	203	61	68	21	0	18	63	143	.704	34	1	51	2	.429	2	0
TOTAL	.326	157-151	592	152	193	47	5	46	163	388	.655	89	9	140	10	.417	8	0

*Statistics from Houston

HITTER PROFILES

5 AIDEN TEEL

OF | L/R | R-JR. | 6-0 | 200
MAHWAH, N.J. / VIRGINIA
QUICK HITS

- Preseason All-American Fourth Team (NCBWA)
- Perfect Game Top 100 Juniors (No. 82)
- D1Baseball Top 150 Outfielders (No. 28)
- D1Baseball Top 100 MLB Draft Prospect (No. 85)
- Pitched in 20 games as a reliever at Virginia as a redshirt freshman with six saves.
- Older brother, Kyle, who played for Brian O'Connor at Virginia from 2021-23 and was drafted in the first round (14th overall) by the Chicago White Sox and is currently catching in the big leagues.
- Father, Garrett, played at William Paterson University and was selected by the Dodgers in the 12th round of the 1989 MLB Draft and spent five seasons playing with organization and two more as a catching coach.

SINGLE GAME CAREER HIGHS

At Bats	6	3x last Georgia (4/2/26)
Hits	4	Southern Miss (3/24/26)
Runs Scored	4	Southern Miss (3/24/26)
Runs Batted In	4	5x last LSU (4/26/26)
Doubles	2	2x last at Virginia Tech (5/17/25)*
Triples	--	--
Home Runs	1	17x last LSU (4/26/26)
Walks	3	2x last vs. Boston College (5/21/25)*
Stolen Bases	2	vs. Virginia Tech (2/28/26)

**Career highs from Virginia*
MISCELLANEOUS STATS

	2026	CAREER
2 Hit Game	8	22
3 Hit Game	2	6
4+ Hit Game	1	1
2 RBI Game	2	7
3 RBI Game	1	4
4+ RBI Game	3	7

GAME-BY-GAME HITTING STATS

DATE	OPP	POS	AB	R	H	RBI	2B	3B	HR	BB	K	SB	CS	AVG
2/13	HOFSTRA*	CF	2	2	0	0	0	0	0	2	1	0	0	.000
2/14(G1)	HOFSTRA*	CF	3	0	0	1	0	0	0	1	0	0	0	.000
2/14(G2)	HOFSTRA*	CF	4	1	2	1	0	0	0	0	2	0	0	.222
2/17	TROY*	CF	4	2	1	1	1	0	0	0	2	0	0	.231
2/18	ALCORN STATE*	CF	1	1	0	0	0	0	0	0	0	0	0	.214
2/20	DELAWARE*	CF	3	2	1	1	0	0	0	1	0	1	0	.235
2/21	DELAWARE*	CF	2	1	0	0	0	0	0	1	0	0	0	.211
2/22	DELAWARE	LF	1	0	0	0	0	0	0	1	0	0	0	.200
2/24	AUSTIN PEAY*	CF	2	1	1	4	0	0	1	0	0	0	0	.227
2/27	vs. Arizona State*	CF	3	1	1	1	0	0	1	1	0	0	0	.240
2/28	vs. Virginia Tech*	CF	5	2	3	3	0	0	0	0	1	2	1	.300
3/1	vs. UCLA*	CF	5	0	1	0	0	0	0	0	4	0	1	.286
3/13	at Arkansas*	CF	4	0	3	0	0	0	0	1	0	0	1	.333
3/14(G1)	at Arkansas*	CF	3	2	1	0	0	0	0	2	2	0	0	.333
3/14(G2)	at Arkansas*	CF	4	0	1	1	0	0	0	1	0	0	0	.326
3/17	JACKSON STATE*	CF	2	3	2	1	1	0	0	2	0	1	0	.354
3/20	VANDERBILT*	CF	4	0	1	0	0	0	0	0	2	0	0	.346
3/21	VANDERBILT*	CF	4	1	1	1	0	0	0	1	0	0	0	.339
3/22	VANDERBILT*	CF	4	1	0	0	0	0	0	0	1	1	0	.317
3/24	SOUTHERN MISS*	CF	4	4	4	2	0	0	1	0	0	0	0	.359
3/27	at Ole Miss*	CF	4	1	0	0	0	0	0	1	3	0	0	.338
3/28	at Ole Miss*	CF	5	0	0	0	0	0	0	0	0	0	0	.315
3/29	at Ole Miss*	CF	5	2	2	0	1	0	0	0	2	0	0	.321
3/31	GRAMBLING*	CF	1	1	0	0	0	0	0	1	1	1	0	.316
4/2	GEORGIA*	CF	6	1	2	1	0	0	1	0	1	0	0	.318
4/3	GEORGIA*	CF	0	1	0	0	0	0	0	2	0	0	0	.318
4/10	TENNESSEE*	CF	5	1	2	0	0	0	0	0	2	0	0	.322
4/11	TENNESSEE*	CF	4	0	0	0	0	0	0	0	2	0	0	.309
4/12	TENNESSEE*	CF	4	1	1	0	0	0	0	0	2	0	0	.306
4/14	at Samford*	CF	4	2	2	2	0	0	0	0	0	0	0	.314
4/17	at South Carolina*	CF	5	0	2	0	1	0	0	0	0	0	0	.318
4/18	at South Carolina*	CF	5	0	1	0	0	0	0	0	2	0	1	.313
4/19	at South Carolina*	CF	5	0	1	0	0	0	0	0	1	0	0	.308
4/21	MEMPHIS	CF	0	0	0	0	0	0	0	0	0	0	0	.308
4/24	LSU*	CF	4	2	1	1	0	0	1	2	0	0	0	.311
4/25	LSU*	CF	5	3	2	4	1	0	1	1	2	0	0	.315
4/26	LSU*	CF	5	3	2	4	1	0	1	1	1	0	0	.318
4/28	vs. Ole Miss*	CF	3	1	1	1	0	0	0	1	0	0	0	.318
5/1	at Texas*	CF	4	0	1	0	0	0	0	0	3	0	1	.303
5/2	at Texas*	CF	3	1	0	0	0	0	0	0	2	0	0	.296
TOTALS			135	38	40	22	6	0	5	20	37	6	5	.296

CAREER HITTING STATS

YEAR	AVG	GP-GS	AB	R	H	2B	3B	HR	RBI	TB	SLG%	BB	HP	SO	GDP	OB%	SF	SH
2024*	.400	30-0	10	4	4	0	0	3	6	13	1.300	1	0	2	0	.455	0	0
2025*	.317	50-50	186	51	59	20	0	7	41	100	.538	31	12	30	0	.442	2	2
2026	.296	40-38	135	38	40	6	0	5	22	61	.452	20	9	37	1	.418	1	2
TOTAL	.311	120-88	331	93	103	26	0	15	69	174	.526	52	20	69	1	.432	3	4

**Statistics from Virginia*



HITTER PROFILES

6

JAMES NUNNALLEE

OF | L/R | So. | 6-1 | 190
SAN DIEGO, CALIF. / VIRGINIA

QUICK HITS

- Perfect Game Top 100 Sophomores (No. 33)
- D1Baseball Top 150 Outfielders (No. 95)
- Brian O'Connor named Nunnallee and Reed Stallman the most consistent hitters during the pre-season.
- 2025 Third Team All-ACC
- 2025 ACC All-Academic Team

SINGLE GAME CAREER HIGHS

At Bats	5	7x last Hofstra (G2) (2/14/26)
Hits	5	vs. Dartmouth (3/2/25)*
Runs Scored	3	last at Georgia Tech (4/25/25)*
Runs Batted In	4	vs. Dartmouth (3/2/25)*
Doubles	2	at Georgia Tech (4/25/25)*
Triples	--	--
Home Runs	1	2x last Austin Peay (2/24/26)
Walks	4	vs. Old Dominion (4/1/25)*
Stolen Bases	1	11x last Delaware (2/22/26)

*Career highs from Virginia

MISCELLANEOUS STATS

	2026	CAREER
2 Hit Game	1	6
3 Hit Game		1
4+ Hit Game		2
2 RBI Game		4
3 RBI Game	1	2
4+ RBI Game		1

GAME-BY-GAME HITTING STATS

DATE	OPP	POS	AB	R	H	RBI	2B	3B	HR	BB	K	SB	CS	AVG
2/13	HOFSTRA*	RF	3	0	0	0	0	0	0	0	1	0	1	.000
2/14(G1)	HOFSTRA*	RF	4	1	1	0	1	0	0	1	1	1	0	.143
2/14(G2)	HOFSTRA*	RF	5	1	1	0	1	0	0	1	0	0	0	.167
2/17	TROY*	RF	4	2	1	0	0	0	0	0	1	0	0	.188
2/20	DELAWARE*	RF	3	0	1	0	0	0	0	2	0	0	0	.211
2/22	DELAWARE*	RF	2	2	1	0	1	0	0	2	0	1	0	.238
2/24	AUSTIN PEAY	PH/RF	1	1	1	3	0	0	1	0	0	0	0	.273
2/27	vs. Arizona State	RF	1	1	0	0	0	0	0	1	1	0	0	.261
2/28	vs. Virginia Tech*	RF	4	1	0	1	0	0	0	1	1	0	0	.222
3/1	vs. UCLA	PH	1	0	0	0	0	0	0	0	0	0	1	.214
3/3	at Southern Miss*	LF	4	1	1	0	0	0	0	0	0	0	0	.219
3/5	LIPSCOMB*	RF/LF	4	0	0	0	0	0	0	0	1	0	0	.194
3/6	LIPSCOMB*	LF	4	0	1	0	0	0	0	0	0	0	0	.200
3/7	LIPSCOMB	PH/RF	1	1	1	0	1	0	0	0	0	0	0	.220
3/10	vs. Tulane	LF	0	0	0	0	0	0	0	0	0	0	0	.220
3/14(G1)	at Arkansas	RF	1	0	1	0	0	0	0	0	0	0	0	.238
3/14(G2)	at Arkansas	RF	1	0	0	0	0	0	0	0	0	0	0	.233
3/17	JACKSON STATE	LF/RF	1	0	0	0	0	0	0	0	0	0	0	.227
3/24	SOUTHERN MISS	PH/CF	1	0	0	0	0	0	0	0	0	0	0	.222
3/31	GRAMBLING	PH/LF	2	0	2	1	0	0	0	0	0	0	0	.255
4/3	GEORGIA	PH/LF	2	0	0	0	0	0	0	0	0	0	0	.245
4/4	GEORGIA	LF	1	0	1	0	0	0	0	0	0	0	0	.260
4/7	UAB	LF	0	0	0	0	0	0	0	0	0	0	0	.260
4/14	at Samford	PH/LF	1	0	0	0	0	0	0	0	0	0	0	.255
4/19	at South Carolina	RF	0	0	0	0	0	0	0	0	0	0	0	.255
4/24	LSU	LF	1	0	0	0	0	0	0	0	0	0	0	.250
5/5	NICHOLLS	PH/CF	2	0	0	0	0	0	0	0	1	0	0	.241
5/7	AUBURN	LF	0	0	0	0	0	0	0	0	0	0	0	.241
TOTALS			54	11	13	5	4	0	1	7	9	2	1	.241

CAREER HITTING STATS

YEAR	AVG	GP-GS	AB	R	H	2B	3B	HR	RBI	TB	SLG%	BB	HP	SO	GDP	OB%	SF	SH
2025*	.296	48-40	142	38	42	12	0	1	26	57	.401	18	10	13	2	.407	2	2
2026	.241	28-10	54	11	13	4	0	1	5	20	.370	7	3	9	1	.359	0	0
TOTAL	.281	75-50	196	49	55	16	0	2	31	77	.393	25	13	22	3	.394	2	2

*Statistics from Virginia



HITTER PROFILES

7 REED STALLMAN

INF | L/R | GR. | 6-3 | 220
ROBBINS, IOWA / CAMPBELL

QUICK HITS

- Made 32 starts last season (17-LF, 14-RF, 1-1B)
- Two multi-homer games in '25
- Brian O'Connor named Stallman and James Nunnallee the most consistent hitters during the preseason.
- 2025 First Year SEC Academic Honor Roll

SINGLE GAME CAREER HIGHS

At Bats	5	15x last Nicholls (5/5/26)
Hits	4	Nicholls (5/5/26)
Runs Scored	4	2x last Nicholls (5/5/26)
Runs Batted In	5	vs Nicholls (5/5/26)
Doubles	2	2x last Vanderbilt (3/22/25)
Triples	--	--
Home Runs	2	6x last Nicholls (5/5/26)
Walks	3	3x last at Hofstra (4/21/2024)*
Stolen Bases	1	11x last Southern Miss (3/24/26)

*Career highs from Campbell

MISCELLANEOUS STATS

	2026	CAREER
2 Hit Game	4	16
3 Hit Game	2	5
4+ Hit Game	2	2
2 RBI Game	8	19
3 RBI Game	3	12
4+ RBI Game	3	6

GAME-BY-GAME HITTING STATS

DATE	OPP	POS	AB	R	H	RBI	2B	3B	HR	BB	K	SB	CS	AVG
2/13	HOFSTRA*	DH	3	1	2	3	1	0	0	1	0	0	0	.667
2/14(G1)	HOFSTRA*	1B	3	1	1	1	1	0	0	0	1	0	0	.500
2/14(G2)	HOFSTRA*	1B	2	0	0	0	0	0	0	0	1	0	0	.375
2/20	DELAWARE*	1B	4	1	1	0	0	0	0	1	3	0	0	.333
2/21	DELAWARE*	1B	4	1	1	0	0	0	1	0	2	0	0	.313
2/22	DELAWARE	PH/1B	2	0	0	0	0	0	0	0	0	0	0	.278
2/24	AUSTIN PEAY	PH/1B	1	0	1	2	1	0	0	1	0	0	0	.316
2/27	vs. Arizona State	PH/1B	1	0	1	2	1	0	0	1	0	0	0	.350
2/28	vs. Virginia Tech*	1B	4	1	1	1	1	0	0	2	0	0	0	.333
3/1	vs. UCLA*	1B	3	2	3	4	0	0	2	1	0	0	0	.407
3/3	at Southern Miss*	1B	4	0	3	3	0	0	0	1	1	0	0	.452
3/5	LIPSCOMB	1B	0	0	0	0	0	0	0	0	0	0	0	.452
3/6	LIPSCOMB	1B	0	0	0	0	0	0	0	0	0	0	0	.452
3/10	vs. Tulane*	LF/1B	4	1	2	2	0	0	0	1	1	1	0	.457
3/13	at Arkansas*	1B	3	0	0	1	0	0	0	1	1	0	0	.421
3/14(G1)	at Arkansas*	1B	4	1	1	0	0	0	0	0	1	1	0	.405
3/14(G2)	at Arkansas*	1B	4	0	0	0	0	0	0	0	2	0	0	.370
3/17	JACKSON STATE*	1B	2	0	1	3	0	0	0	0	0	0	0	.375
3/20	VANDERBILT*	1B	4	0	1	0	0	0	0	0	0	0	0	.365
3/21	VANDERBILT*	1B	4	0	0	1	0	0	0	0	1	0	0	.339
3/22	VANDERBILT*	1B	5	2	4	4	2	0	1	0	0	0	0	.377
3/24	SOUTHERN MISS*	1B	3	1	1	2	0	0	0	0	1	1	0	.375
3/27	at Ole Miss*	1B	3	0	0	0	0	0	0	1	1	0	0	.358
3/28	at Ole Miss*	1B	3	1	1	0	0	0	0	1	1	0	0	.357
3/29	at Ole Miss*	1B	4	0	1	1	0	0	0	0	3	0	1	.351
3/31	GRAMBLING*	1B	3	0	0	0	0	0	0	0	2	0	0	.338
4/2	GEORGIA*	1B	4	2	1	0	1	0	0	1	1	0	0	.333
4/3	GEORGIA*	1B	5	0	1	1	0	0	0	2	0	0	0	.326
4/4	GEORGIA*	1B	5	0	0	0	0	0	0	2	0	0	0	.308
4/7	UAB*	1B	3	0	0	0	0	0	0	1	1	0	0	.298
4/10	TENNESSEE*	1B	4	2	2	2	0	0	2	0	1	0	0	.306
4/11	TENNESSEE*	1B	4	0	1	0	0	0	0	0	1	0	0	.304
4/12	TENNESSEE*	1B	4	0	1	1	0	0	0	0	1	0	0	.302
4/14	at Samford*	1B	4	1	2	2	0	0	1	1	2	0	0	.309
4/17	at South Carolina*	1B	3	1	1	2	0	0	1	1	2	0	0	.310
4/19	at South Carolina	1B	2	0	0	0	0	0	0	0	1	0	0	.304
4/21	MEMPHIS*	1B	2	2	0	0	0	0	0	1	1	0	0	.299
4/24	LSU	1B	2	0	0	0	0	0	0	0	1	0	0	.294
4/25	LSU	PH	1	0	1	0	1	0	0	0	0	0	0	.300
4/26	LSU	PH	1	0	0	0	0	0	0	0	0	0	0	.298
4/28	vs. Ole Miss	1B	1	0	0	0	0	0	0	0	1	0	0	.295
5/1	at Texas	PH	1	0	0	0	0	0	0	0	1	0	0	.293
5/2	at Texas	1B	0	0	0	0	0	0	0	0	0	0	0	.293
5/5	NICHOLLS*	1B	5	4	4	5	1	0	2	0	0	0	0	.313
5/7	AUBURN	1B	1	0	0	0	0	0	0	0	0	0	0	.310
5/8	AUBURN*	1B	4	1	1	2	0	0	1	1	1	0	0	.308
5/9	AUBURN*	1B	2	0	1	0	0	0	0	1	0	0	0	.311
TOTALS			135	26	42	45	9	0	11	19	41	3	1	.311

CAREER HITTING STATS

YEAR	AVG	GP-GS	AB	R	H	2B	3B	HR	RBI	TB	SLG%	BB	HP	SO	GDP	OB%	SF	SH
2024*	.239	47-47	159	48	38	6	0	15	53	89	.560	47	13	43	0	.441	3	1
2025	.265	41-32	117	22	31	8	0	11	34	72	.615	15	7	42	0	.376	2	0
2026	.311	47-35	135	26	42	9	0	11	45	84	.622	19	5	41	2	.407	3	0
TOTAL	.270	138-114	411	96	111	23	0	37	132	245	.596	82	25	126	2	.413	8	1

*Statistics from Campbell



HITTER PROFILES

9 RYDER WOODSON

INF | R/R | SO. | 6-3 | 190
NAPELS, FLA. / NC STATE

QUICK HITS

- Hit three homers in 2025 Auburn Regional, including a grand slam.
- Father, Kerry, pitched in the Major Leagues for the Seattle Mariners in 1992 and finished his pro career with playing in Taiwan in 1999.
- High school teammate of MSU third baseman Nick Frontino at St. John Neumann

SINGLE GAME CAREER HIGHS

At Bats	5	11x last at South Carolina (4/18/26)
Hits	4	vs. UCLA (3/1/26)
Runs Scored	3	2x last Vanderbilt (3/22/25)*
Runs Batted In	5	vs. Stetson (6/1/25)*
Doubles	3	vs. UCLA (3/1/26)
Triples	--	--
Home Runs	2	vs. Stetson (6/1/25)*
Walks	2	2x last LSU (4/24/26)
Stolen Bases	1	Delaware (2/22/26)

*Career highs from NC State

MISCELLANEOUS STATS

	2026	CAREER
2 Hit Game	8	9
3 Hit Game	2	3
4+ Hit Game	1	1
2 RBI Game	5	5
3 RBI Game	2	3
4+ RBI Game		1

GAME-BY-GAME HITTING STATS

DATE	OPP	POS	AB	R	H	RBI	2B	3B	HR	BB	K	SB	CS	AVG
2/13	HOFSTRA*	SS	3	1	0	0	0	0	0	1	1	0	0	.000
2/14(G1)	HOFSTRA*	SS	3	0	0	1	0	0	0	0	1	0	0	.000
2/14(G2)	HOFSTRA*	SS	3	0	1	0	1	0	0	1	1	0	0	.111
2/17	TROY*	SS	5	1	1	1	1	0	0	0	0	0	0	.143
2/20	DELAWARE*	SS	5	1	2	2	1	0	0	0	0	0	0	.211
2/21	DELAWARE*	SS	4	0	2	1	1	0	0	0	0	0	0	.261
2/22	DELAWARE*	SS	3	0	0	0	0	0	0	1	2	1	0	.231
2/24	AUSTIN PEAY*	SS	3	1	1	1	0	0	0	0	1	0	0	.241
2/27	vs. Arizona State*	SS	3	1	0	0	0	0	0	1	2	0	0	.219
2/28	vs. Virginia Tech*	SS	5	2	3	0	0	0	0	0	1	0	0	.270
3/1	vs. UCLA*	SS	5	1	4	1	3	0	0	0	1	0	0	.333
3/3	at Southern Miss*	SS	5	0	1	1	0	0	0	0	2	0	0	.319
3/5	LIPSCOMB*	SS	4	1	2	1	0	0	1	0	1	0	0	.333
3/6	LIPSCOMB*	SS	4	1	1	0	1	0	0	1	0	0	0	.327
3/7	LIPSCOMB*	SS	2	1	1	2	0	0	0	1	0	0	0	.333
3/10	vs. Tulane*	SS	5	0	0	0	0	0	0	0	2	0	0	.306
3/13	at Arkansas*	SS	5	1	1	2	0	0	1	0	1	0	0	.299
3/14(G1)	at Arkansas*	SS	3	1	1	0	0	0	0	1	1	0	0	.300
3/14(G2)	at Arkansas*	SS	3	1	0	0	0	0	0	1	2	0	0	.288
3/17	JACKSON STATE*	SS	3	0	0	0	0	0	0	0	1	0	0	.276
3/20	VANDERBILT*	SS	4	1	1	3	0	0	1	0	0	0	0	.275
3/21	VANDERBILT*	SS	2	2	1	0	1	0	0	2	0	0	0	.280
3/22	VANDERBILT*	SS	5	3	3	1	1	0	1	0	0	0	0	.299
3/24	SOUTHERN MISS*	SS	2	1	2	2	0	0	0	1	0	0	0	.315
3/27	at Ole Miss*	SS	4	1	2	1	0	0	0	0	2	0	0	.323
3/28	at Ole Miss*	SS	3	1	1	0	0	0	0	1	2	0	0	.323
3/29	at Ole Miss*	SS	3	0	0	0	0	0	0	1	3	0	0	.313
3/31	GRAMBLING*	SS	3	1	2	2	2	0	0	0	1	0	0	.324
4/2	GEORGIA*	SS	4	1	1	3	1	0	0	1	2	0	0	.321
4/3	GEORGIA*	SS	3	0	1	0	0	0	0	0	2	0	0	.321
4/4	GEORGIA*	SS	4	1	0	0	0	0	0	1	2	0	0	.310
4/7	UAB*	SS	4	0	1	0	0	0	0	0	0	0	1	.308
4/10	TENNESSEE*	SS	4	0	0	0	0	0	0	0	2	0	0	.298
4/11	TENNESSEE*	SS	4	0	2	1	1	0	0	0	1	0	0	.304
4/12	TENNESSEE*	SS	3	0	0	0	0	0	0	0	1	0	0	.297
4/14	at Samford*	SS	4	0	0	0	0	0	0	0	1	0	0	.288
4/17	at South Carolina*	SS	3	0	0	0	0	0	0	0	1	0	0	.281
4/18	at South Carolina*	SS	5	0	2	1	0	0	0	0	1	0	0	.286
4/19	at South Carolina*	SS	4	0	0	0	0	0	0	0	1	0	0	.278
4/21	MEMPHIS*	SS	4	0	0	1	0	0	0	0	2	0	0	.270
4/24	LSU*	SS	4	1	1	1	0	0	0	2	2	0	0	.270
4/25	LSU*	SS	3	0	0	0	0	0	0	0	2	0	0	.265
4/26	LSU	SS	1	0	0	0	0	0	0	0	0	0	0	.263
5/1	at Texas*	SS	3	0	0	0	0	0	0	0	2	0	0	.258
5/5	NICHOLLS	SS	0	0	0	0	0	0	0	0	0	0	0	.258
5/7	AUBURN*	SS	2	1	1	1	0	0	0	1	1	0	0	.261
5/8	AUBURN*	SS	3	0	1	0	0	0	0	0	1	0	0	.262
5/9	AUBURN*	SS	1	0	0	0	0	0	0	0	0	0	0	.261
TOTALS			165	28	43	30	14	0	4	18	52	1	1	.261

CAREER HITTING STATS

YEAR	AVG	GP-GS	AB	R	H	2B	3B	HR	RBI	TB	SLG%	BB	HP	SO	GDP	OB%	SF	SH
2025	.333	23-5	30	11	10	3	0	3	12	22	.733	2	2	8	0	.412	0	0
2026	.261	48-46	165	28	43	14	0	4	30	69	.418	18	3	52	2	.340	2	3
TOTAL	.272	71-53	195	39	53	17	0	7	42	91	.467	20	5	60	2	.351	2	3

*Statistics from NC State

10 DREW WYERS

INF | R/R | SR. | 6-2 | 200
COLUMBUS, N.J. / BRYANT

QUICK HITS

- 2025 Len Harlow America East Player of the Year
- 2025 Brooks Wallace Award Semifinalist
- 2025 First Team All-America East
- 2025 Second Team ABCA All-Region (Northeast)
- 2025 All-ECAC
- 2024 Second Team All-MAAC

SINGLE GAME CAREER HIGHS

At Bats	6	at UAlbany (5/12/24)^
Hits	4	4x last Alcorn State (2/18/26)
Runs Scored	4	2x last Alcorn State (2/18/26)
Runs Batted In	6	vs. Rider (5/17/24)^
Doubles	2	4x last at UAlbany (5/11/24)^
Triples	1	2x last vs Iona (4/13/24)^
Home Runs	2	Lipscomb (3/5/26)
Walks	4	Lipscomb (3/6/26)
Stolen Bases	2	2x last vs. UAlbany (5/22/25)%

^Career highs from Manhattan
%Career highs from Bryant

MISCELLANEOUS STATS

	2026	CAREER
2 Hit Game	3	34
3 Hit Game	1	7
4+ Hit Game	1	4
2 RBI Game	3	19
3 RBI Game	1	11
4+ RBI Game		3

GAME-BY-GAME HITTING STATS

DATE	OPP	POS	AB	R	H	RBI	2B	3B	HR	BB	K	SB	CS	AVG
2/18	ALCORN STATE*	SS/3B	4	4	4	1	1	0	0	1	0	0	0	1.000
2/21	DELAWARE	PH/2B	1	0	0	0	0	0	0	0	0	0	0	.800
2/22	DELAWARE*	2B	3	0	1	0	0	0	0	0	0	0	0	.625
2/24	AUSTIN PEAY*	2B	3	0	0	0	0	0	0	0	1	0	0	.455
2/27	vs. Arizona State*	2B	2	0	0	0	0	0	0	0	1	0	0	.385
2/28	vs. Virginia Tech	PH/SS	1	0	1	1	0	0	0	0	0	0	0	.429
3/5	LIPSCOMB*	2B/1B	5	2	2	2	0	0	2	0	1	0	0	.421
3/6	LIPSCOMB*	2B	1	1	0	0	0	0	0	4	0	1	0	.400
3/7	LIPSCOMB*	DH	3	3	3	2	0	0	0	0	0	0	0	.478
3/10	vs. Tulane*	2B	3	2	1	1	0	0	0	1	1	0	0	.462
3/13	at Arkansas	PH/2B	0	1	0	0	0	0	0	0	0	0	0	.462
3/14(G1)	at Arkansas*	2B	4	0	0	0	0	0	0	0	1	0	0	.400
3/14(G2)	at Arkansas*	2B	3	0	1	1	0	0	0	1	1	0	0	.394
3/17	JACKSON STATE	PR/3B	2	1	1	2	1	0	0	1	0	0	0	.400
3/20	VANDERBILT	2B	0	0	0	0	0	0	0	0	0	0	0	.400
3/21	VANDERBILT	2B	0	0	0	0	0	0	0	0	0	0	0	.400
3/24	SOUTHERN MISS	PH/2B	2	0	0	0	0	0	0	0	0	0	0	.378
3/27	at Ole Miss*	2B	3	1	1	0	0	0	0	0	0	0	0	.375
3/28	at Ole Miss	2B	0	0	0	0	0	0	0	0	0	0	0	.375
3/29	at Ole Miss	2B	0	0	0	0	0	0	0	0	0	0	0	.375
3/31	GRAMBLING	PH/3B	1	0	0	0	0	0	0	0	0	0	0	.366
4/4	GEORGIA	PH	1	0	1	0	0	0	0	0	0	0	0	.381
4/7	UAB*	2B	3	0	0	0	0	0	0	0	0	0	0	.356
4/12	TENNESSEE*	2B	1	0	0	0	0	0	0	0	0	0	0	.348
4/17	at South Carolina	2B	0	0	0	0	0	0	0	0	0	0	0	.348
4/21	MEMPHIS	2B	0	0	0	0	0	0	0	0	0	0	0	.348
4/25	LSU	SS	0	0	0	0	0	0	0	0	0	0	0	.348
4/26	LSU*	SS	2	0	0	0	0	0	0	1	0	0	0	.333
4/28	vs. Ole Miss*	SS	2	0	0	1	0	0	0	0	0	0	0	.320
5/2	at Texas*	SS	4	1	2	3	0	0	1	0	0	0	0	.333
5/3	at Texas*	SS	3	0	0	0	0	0	0	0	2	0	0	.316
5/5	NICHOLLS*	SS/3B	3	2	2	1	0	0	1	1	1	0	0	.333
TOTALS			60	18	20	16	2	0	4	10	9	1	0	.333

CAREER HITTING STATS

YEAR	AVG	GP-GS	AB	R	H	2B	3B	HR	RBI	TB	SLG%	BB	HP	SO	GDP	OB%	SF	SH
2023*	.260	37-28	96	25	25	5	0	2	16	36	.375	18	9	26	1	.416	2	1
2024^	.286	52-52	189	42	54	14	2	8	46	96	.417	31	18	39	4	.417	9	0
2025%	.407	45-43	145	42	59	11	0	11	50	103	.710	26	16	17	5	.521	7	0
2026	.333	32-18	60	18	20	2	0	4	16	34	.567	10	4	9	2	.453	1	3
TOTAL	.322	166-144	490	127	158	32	2	25	182	269	.549	85	47	91	12	.452	19	4

*Statistics from Stetson
^Statistics from Manhattan



HITTER PROFILES

12 CHONE JAMES

INF/UTL | R/R | SO. | 6-0 | 185
MYRTLE BEACH, S.C. / VIRGINIA

QUICK HITS

- 2025 ACC All-Academic Team
- Father, Willie, played baseball for Purdue then went on to play professionally in the Braves organization from 2002-2006, reaching Double-A Mississippi

SINGLE GAME CAREER HIGHS

At Bats	5	3x last vs. Stanford (3/28/25)*
Hits	3	2x last vs. Stanford (3/28/25)*
Runs Scored	3	vs. James Madison (4/23/25)*
Runs Batted In	3	vs. Dartmouth (3/1/25)*
Doubles	1	6x last vs. Tennessee (4/14/26)
Triples	1	2x last at Ole Miss (3/27/26)
Home Runs	1	Troy (2/17/26)
Walks	2	2x last Lipscomb (3/7/26)
Stolen Bases	1	6x last vs. Tulane (3/10/26)

*Career highs from Virginia

MISCELLANEOUS STATS

	2026	CAREER
2 Hit Game	3	9
3 Hit Game		2
4+ Hit Game		--
2 RBI Game	3	5
3 RBI Game		1
4+ RBI Game		--

GAME-BY-GAME HITTING STATS

DATE	OPP	POS	AB	R	H	RBI	2B	3B	HR	BB	K	SB	CS	AVG
2/14(G2)	HOFSTRA*	C	3	1	1	1	0	0	0	1	0	0	0	.333
2/17	TROY*	C	4	2	2	2	0	0	1	0	1	1	0	.429
2/18	ALCORN STATE	PH/2B	3	1	1	1	0	0	0	0	0	0	0	.400
2/22	DELAWARE*	C	4	2	2	0	1	0	0	0	1	0	0	.429
2/24	AUSTIN PEAY	C	2	2	2	0	0	0	0	0	0	0	0	.500
2/27	vs. Arizona State*	C	4	1	1	2	0	0	0	0	1	1	0	.450
2/28	vs. Virginia Tech	C	0	0	0	1	0	0	0	0	0	0	0	.450
3/1	vs. UCLA	C	0	0	0	0	0	0	0	0	0	0	0	.450
3/5	LIPSCOMB*	C	3	1	0	0	0	0	0	0	0	0	0	.391
3/7	LIPSCOMB*	C/2B	3	1	1	2	0	0	0	2	0	0	0	.385
3/10	vs. Tulane	PR/C	1	1	1	1	0	0	0	0	0	1	0	.407
3/13	at Arkansas	PH/C	2	0	0	0	0	0	0	0	1	0	0	.379
3/14(G2)	at Arkansas*	C	2	1	1	0	0	0	0	0	0	0	0	.387
3/27	at Ole Miss	PH	1	0	1	1	0	1	0	0	0	0	0	.406
3/31	GRAMBLING	PH/2B	1	0	0	0	0	0	0	0	1	0	0	.394
4/11	TENNESSEE	PH/C	2	0	1	0	0	0	0	0	1	0	0	.400
4/14	TENNESSEE*	C	4	1	1	0	1	0	0	0	0	0	0	.385
4/19	at South Carolina*	C	3	0	0	0	0	0	0	0	0	0	0	.357
4/24	LSU	PH	1	0	0	0	0	0	0	0	0	0	0	.349
5/5	NICHOLLS	C	0	0	0	0	0	0	0	0	0	0	0	.349
TOTALS			43	14	15	12	2	1	1	3	6	2	0	.349

CAREER HITTING STATS

YEAR	AVG	GP-GS	AB	R	H	2B	3B	HR	RBI	TB	SLG%	BB	HP	SO	GDP	OB%	SF	SH
2025*	.373	26-15	67	16	25	5	1	0	11	32	.478	9	1	16	2	.455	0	0
2026	.349	20-10	43	14	15	2	1	1	12	22	.512	3	1	6	0	.404	0	1
TOTAL	.364	46-25	110	30	40	7	2	1	23	54	.491	12	2	22	2	.435	0	1

*Statistics from Virginia

14 VYTAS VALINCIUS

OF | R/R | GR. | 6-4 | 230
LOCKPORT, ILL. / ILLINOIS
QUICK HITS

- 2025 All-Big Ten Second Team
- Younger brother, Tomas, is a sophomore pitcher for MSU
- Nickname is "Vito"

SINGLE GAME CAREER HIGHS

At Bats	5	16x last at South Carolina (4/19/26)
Hits	4	vs. UCLA (5/9/25)*
Runs Scored	4	Alcorn State (2/18/26)
Runs Batted In	7	vs. Indiana (4/13/25)*
Doubles	3	vs. Indiana (4/13/25)*
Triples	1	2x last UAB (4/7/26)
Home Runs	2	vs. Western Illinois (4/23/24)*
Walks	3	2x last Alcorn State (2/18/26)
Stolen Bases	3	at Bradley (4/29/25)*

**Career highs from Illinois*
MISCELLANEOUS STATS

	2026	CAREER
2 Hit Game	5	27
3 Hit Game	3	14
4+ Hit Game		1
2 RBI Game	1	16
3 RBI Game		8
4+ RBI Game	1	6

GAME-BY-GAME HITTING STATS

DATE	OPP	POS	AB	R	H	RBI	2B	3B	HR	BB	K	SB	CS	AVG
2/17	TROY*	LF	3	2	3	4	1	0	0	1	0	0	0	1.000
2/18	ALCORN STATE*	LF/RF	1	4	1	2	0	0	0	3	0	0	0	1.000
2/20	DELAWARE*	DH	4	0	1	1	0	0	0	1	2	0	0	.625
2/22	DELAWARE*	LF	3	0	1	0	0	0	0	0	1	0	0	.545
2/24	AUSTIN PEAY*	LF	2	2	1	0	0	0	0	0	1	0	0	.538
2/27	vs. Arizona State*	LF	2	0	0	0	0	0	0	0	2	0	0	.667
2/28	vs. Virginia Tech	LF	0	0	0	0	0	0	0	0	0	0	0	.667
3/5	LIPSCOMB*	LF	3	0	1	1	0	0	0	1	0	0	0	.444
3/7	LIPSCOMB*	RF	3	2	2	1	0	0	0	1	0	1	0	.476
3/10	vs. Tulane*	RF	4	1	2	0	0	0	0	0	2	0	0	.480
3/13	at Arkansas	PH/RF	1	0	0	0	0	0	0	0	0	0	0	.662
3/14(G1)	at Arkansas*	RF	3	0	0	0	0	0	0	0	2	0	0	.414
3/14(G2)	at Arkansas	PH	1	0	1	0	0	0	0	0	0	0	0	.433
3/24	SOUTHERN MISS	PH/RF	1	0	0	0	0	0	0	0	0	0	0	.419
3/27	at Ole Miss*	RF	2	0	0	0	0	0	0	0	0	0	0	.394
3/29	at Ole Miss	PH	1	0	0	0	0	0	0	0	1	0	0	.382
3/31	GRAMBLING	PH/RF	1	1	0	0	0	0	0	0	0	0	0	.371
4/4	GEORGIA*	LF	4	1	2	1	0	0	1	0	0	0	0	.385
4/7	UAB*	LF	4	0	2	0	0	1	0	0	0	0	0	.395
4/12	TENNESSEE*	RF	4	0	0	0	0	0	0	0	2	0	0	.362
4/19	at South Carolina*	RF	5	0	3	0	0	0	0	0	0	0	0	.385
4/21	MEMPHIS	PH/RF	2	1	2	4	0	0	1	0	0	0	0	.407
4/24	LSU*	RF/LF	3	0	0	0	0	0	0	2	1	0	0	.386
5/1	at Texas	PH/RF	2	0	0	0	0	0	0	0	2	0	0	.373
5/3	at Texas*	LF	2	1	0	1	0	0	0	2	0	0	0	.361
5/5	NICHOLLS	PH/LF	1	0	0	0	0	0	0	0	0	0	0	.355
5/7	AUBURN*	LF	4	0	3	1	0	0	0	0	0	0	0	.379
5/8	AUBURN*	LF	4	0	1	0	0	0	0	0	2	0	0	.371
TOTALS			70	15	26	16	1	1	2	11	18	1	0	.371

CAREER HITTING STATS

YEAR	AVG	GP-GS	AB	R	H	2B	3B	HR	RBI	TB	SLG%	BB	HP	SO	GDP	OB%	SF	SH
2022^	.167	0-5	6	1	1	0	0	0	1	1	.167	0	0	3	1	.167	0	0
2024*	.267	54-54	195	43	52	10	1	12	50	100	.513	37	6	51	7	.396	2	0
2025*	.348	53-53	204	42	71	14	0	7	58	106	.520	33	1	28	5	.434	4	0
2026	.371	28-19	70	15	26	1	1	2	16	35	.500	11	2	18	2	.464	1	0
TOTAL	.316	140-125	475	101	150	25	2	21	125	242	.509	81	9	100	15	.420	7	0

^Statistics from South Carolina
**Statistics from Illinois*



HITTER PROFILES

19 ANDREW RAYMOND

C | L/R | SO. | 6-1 | 205
MIDDLETOWN, MD. / GEORGE MASON

QUICK HITS

- 2025 All-Atlantic 10 Rookie Team
- Father, Bill, played baseball at the University of Pittsburgh-Johnstown

SINGLE GAME CAREER HIGHS

At Bats	5	5x last Lipscomb (3/6/26)
Hits	4	vs. Dayton (3/14/25)*
Runs Scored	3	4x last at Mount St. Mary's (4/22/25)*
Runs Batted In	4	vs. Saint Peter's (2/21/25)*
Doubles	1	12x last Lipscomb (3/6/26)
Triples	--	--
Home Runs	2	vs. Saint Peter's (2/21/25)*
Walks	3	2s last vs. Virginia Tech (2/28/26)
Stolen Bases	--	--

*Career highs from George Mason

MISCELLANEOUS STATS

	2026	CAREER
2 Hit Game	4	10
3 Hit Game		4
4+ Hit Game		1
2 RBI Game	1	8
3 RBI Game		--
4+ RBI Game		1

GAME-BY-GAME HITTING STATS

DATE	OPP	POS	AB	R	H	RBI	2B	3B	HR	BB	K	SB	CS	AVG
2/17	TROY	PH	1	0	0	0	0	0	0	0	0	0	0	.000
2/18	ALCORN STATE*	C	4	0	2	2	1	0	0	0	0	0	0	.400
2/20	DELAWARE*	C	4	1	2	1	1	0	0	1	0	0	0	.444
2/21	DELAWARE*	C	2	1	1	0	0	0	0	2	0	0	0	.455
2/24	AUSTIN PEAY	PH/C	2	0	0	0	0	0	0	0	1	0	0	.385
2/28	vs. Virginia Tech*	C	2	2	0	0	0	0	0	3	1	0	0	.333
3/1	vs. UCLA*	C	4	0	2	0	0	0	0	0	1	0	0	.368
3/3	at Southern Miss*	C	4	0	1	0	0	0	0	0	1	0	0	.348
3/6	LIPSCOMB*	C	5	0	2	1	1	0	0	0	2	0	0	.357
3/10	vs. Tulane*	C	3	0	1	0	0	0	0	0	2	0	0	.355
3/13	at Arkansas*	C	3	0	1	0	0	0	0	0	0	0	0	.353
3/14(G1)	at Arkansas	C	0	0	0	0	0	0	0	0	0	0	0	.353
3/14(G2)	at Arkansas	PH/C	1	0	0	0	0	0	0	0	1	0	0	.343
3/24	SOUTHERN MISS	PH/C	1	0	0	0	0	0	0	0	1	0	0	.333
3/27	at Ole Miss	C	0	0	0	0	0	0	0	0	0	0	0	.333
3/29	at Ole Miss*	C	1	2	1	1	2	0	1	0	0	0	0	.342
3/31	GRAMBLING	C	1	1	1	1	0	0	1	0	0	0	0	.359
4/2	GEORGIA	PH/C	0	0	0	0	0	0	0	1	0	0	0	.349
4/3	GEORGIA	PH/C	1	0	0	0	0	0	0	0	0	0	0	.341
4/10	TENNESSEE*	PH	1	0	0	0	0	0	0	0	1	0	0	.333
5/5	NICHOLLS	C	1	1	1	0	0	0	0	0	0	0	0	.348
TOTALS			46	7	16	9	3	0	2	7	11	0	0	.348

CAREER HITTING STATS

YEAR	AVG	GP-GS	AB	R	H	2B	3B	HR	RBI	TB	SLG%	BB	HP	SO	GDP	OB%	SF	SH
2025*	.287	51-50	174	36	50	10	0	5	33	75	.431	30	3	26	1	.393	4	4
2026	.333	22-10	46	6	16	3	0	2	9	25	.543	7	1	11	0	.444	0	0
TOTAL	.300	73-60	220	43	66	13	0	7	42	100	.455	37	4	37	1	.404	4	4

*Statistics from George Mason



HITTER PROFILES

21 KEVIN MILEWSKI

C | R/R | JR. | 6-5 | 235
WALLINGFORD, CONN. / SETON HALL

QUICK HITS

- D1 Baseball Top 50 Catchers (No. 29)
- 2025 All-Big East Second Team
- Big East Player of the Week (3/17/25)
- Big East Weekly Honor Roll (5/12/25)
- 2025 CSC Academic All-District Team

SINGLE GAME CAREER HIGHS

At Bats	5	13x last LSU (4/24/26)
Hits	4	3x last at Xavier (5/2/25)*
Runs Scored	3	5x last Jackson State (3/17/26)
Runs Batted In	5	at Xavier (5/2/25)*
Doubles	2	at South Carolina (4/18/26)
Triples	1	vs. Wagner (2/25/25)*
Home Runs	2	2x last at Xavier (5/2/25)*
Walks	5	vs. Butler (4/25/25)*
Stolen Bases	1	2x last at Texas (5/1/26)

*Career highs from Seton Hall

MISCELLANEOUS STATS

	2026	CAREER
2 Hit Game	1	7
3 Hit Game	1	2
4+ Hit Game		3
2 RBI Game	2	10
3 RBI Game		4
4+ RBI Game	1	5

GAME-BY-GAME HITTING STATS

DATE	OPP	POS	AB	R	H	RBI	2B	3B	HR	BB	K	SB	CS	AVG
2/13	HOFSTRA*	C	4	0	0	0	0	0	0	0	2	0	0	.000
2/14(G1)	HOFSTRA*	C	3	0	0	0	0	0	0	1	2	0	0	.000
2/21	DELAWARE	C	0	0	0	0	0	0	0	0	0	0	0	.000
3/7	LIPSCOMB	PH/C	2	1	1	1	0	0	1	1	0	0	0	.111
3/14(G1)	at Arkansas*	C	3	0	1	1	0	0	0	0	1	0	0	.167
3/17	JACKSON STATE*	C	4	3	1	1	0	0	0	0	0	0	0	.188
3/20	VANDERBILT*	C	3	1	1	1	0	0	1	0	1	0	0	.211
3/21	VANDERBILT*	C	4	1	1	0	0	0	0	0	0	0	0	.217
3/22	VANDERBILT*	C	4	1	1	4	0	0	1	0	2	0	0	.222
3/24	SOUTHERN MISS*	C	3	1	1	0	0	0	0	0	1	0	0	.233
3/27	at Ole Miss*	C	3	0	0	0	0	0	0	0	2	0	0	.212
3/28	at Ole Miss*	C	3	1	1	1	0	0	1	1	1	0	0	.222
3/29	at Ole Miss	C	1	1	1	1	0	0	1	0	0	0	0	.243
3/31	GRAMBLING*	C	1	1	0	0	0	0	0	0	1	0	0	.237
4/2	GEORGIA*	C	1	0	0	0	0	0	0	0	0	0	0	.231
4/3	GEORGIA*	C	3	0	0	0	0	0	0	0	1	0	0	.214
4/4	GEORGIA*	C	3	0	0	0	0	0	0	0	0	0	0	.200
4/7	UAB*	C	2	1	0	0	0	0	0	2	0	0	0	.191
4/10	TENNESSEE*	C	3	1	1	1	0	0	1	0	2	0	0	.200
4/11	TENNESSEE*	C	2	0	0	0	0	0	0	0	1	0	0	.192
4/14	at Samford*	C	3	2	1	1	0	0	1	1	1	0	0	.200
4/17	at South Carolina*	C	3	0	0	0	0	0	0	1	1	0	0	.190
4/18	at South Carolina*	C	5	1	2	0	2	0	0	0	1	0	0	.206
4/19	at South Carolina	C	0	0	0	1	0	0	0	0	0	0	0	.206
4/21	MEMPHIS*	C	3	0	0	0	0	0	0	1	0	0	0	.197
4/24	LSU*	C	5	2	1	2	0	0	1	1	1	0	0	.197
4/25	LSU*	C	2	0	0	0	0	0	0	1	1	0	0	.192
4/26	LSU*	C	4	2	0	0	0	0	0	1	1	0	0	.182
4/28	vs. Ole Miss*	C	4	1	3	2	1	0	0	0	0	0	0	.210
5/1	vs Texas*	C	3	0	1	0	1	0	0	1	2	1	0	.214
5/2	vs. Texas*	C	4	1	1	1	0	0	0	0	2	0	0	.216
5/3	vs. Texas*	C	3	0	0	0	0	0	0	1	1	0	0	.209
5/5	NICHOLLS*	C	1	1	0	0	0	0	0	1	1	0	0	.207
5/7	AUBURN*	C	3	0	0	0	0	0	0	0	2	0	0	.200
5/8	AUBURN*	C	2	1	0	0	0	0	0	1	0	0	0	.196
5/9	AUBURN*	C	3	0	0	0	0	0	0	0	2	0	0	.190
TOTALS			100	24	19	18	4	0	8	15	33	1	0	.190

CAREER HITTING STATS

YEAR	AVG	GP-GS	AB	R	H	2B	3B	HR	RBI	TB	SLG%	BB	HP	SO	GDP	OB%	SF	SH
2024*	.129	18-9	31	6	4	1	0	1	2	8	.258	11	3	15	0	.400	0	0
2025*	.303	52-52	188	41	57	7	1	16	58	114	.606	36	5	46	3	.421	4	0
2026	.190	36-33	100	24	19	4	0	8	18	47	.470	15	4	33	3	.314	2	1
TOTAL	.251	106-94	319	71	80	12	1	25	78	169	.530	62	12	94	6	.386	6	1

*Statistics from Seton Hall



HITTER PROFILES

22

NICK FRONTINO

INF | R/R | FR. | 6-3 | 205
BONITA SPRINGS, FLA. / ST. JOHN NEUMANN HS

QUICK HITS

- Was a teammate of MSU shortstop Ryder Woodson at St. John Neumann
- Older brother, Sam, played baseball at the University of Pittsburgh (2020) and Elon (2022) and professionally for two seasons in Frontier League

SINGLE GAME CAREER HIGHS

At Bats	
Hits	
Runs Scored	
Runs Batted In	
Doubles	
Triples	
Home Runs	
Walks	
Stolen Bases	

MISCELLANEOUS STATS

	2026	CAREER
2 Hit Game		
3 Hit Game		
4+ Hit Game		
2 RBI Game		
3 RBI Game		
4+ RBI Game		

GAME-BY-GAME HITTING STATS

DATE	OPP	POS	AB	R	H	RBI	2B	3B	HR	BB	K	SB	CS	AVG
------	-----	-----	----	---	---	-----	----	----	----	----	---	----	----	-----

TOTALS

CAREER HITTING STATS

YEAR	AVG	GP-GS	AB	R	H	2B	3B	HR	RBI	TB	SLG%	BB	HP	SO	GDP	OB%	SF	SH
2026	.000	0-0	0	0	0	0	0	0	0	0	.000	0	0	0	0	.000	0	0
TOTAL	.000	0-0	0	0	0	0	0	0	0	0	.000	0	0	0	0	.000	0	0



HITTER PROFILES

23 JACKSON OWEN

C | R/R | GR. | 5-10 | 199
STARKVILLE, MISS. / NE MISSISSIPPI CC

QUICK HITS

- 2024 First-Year SEC Academic Honor Roll
- 2025 Spring SEC Academic Honor Roll

SINGLE GAME CAREER HIGHS

At Bats	1	9x last Jackson State (3/17/26)
Hits	--	--
Runs Scored	1	3x last Grambling (3/31/26)
Runs Batted In	--	--
Doubles	--	--
Triples	--	--
Home Runs	--	--
Walks	2	Alcorn State (2/18/26)
Stolen Bases	--	--

MISCELLANEOUS STATS

	2025	CAREER
2 Hit Game	--	--
3 Hit Game	--	--
4+ Hit Game	--	--
2 RBI Game	--	--
3 RBI Game	--	--
4+ RBI Game	--	--

GAME-BY-GAME HITTING STATS

DATE	OPP	POS	AB	R	H	RBI	2B	3B	HR	BB	K	SB	CS	AVG
2/18	ALCORN STATE	PH/1B	1	1	0	0	0	0	0	2	0	1	1	.000
2/24	AUSTIN PEAY	PH/DH	1	0	0	0	0	0	0	0	1	0	0	.000
3/7	LIPSCOMB	PH/1B	1	1	0	0	0	0	0	1	1	0	0	.000
3/17	JACKSON STATE	PH	1	0	0	0	0	0	0	0	0	0	0	.000
3/31	GRAMBLING	PH/C	0	1	0	0	0	0	0	0	0	0	0	.000
5/5	NICHOLLS	PH	1	0	0	0	0	0	0	0	0	0	0	.000
TOTALS			5	3	0	0	0	0	0	3	2	1	1	.000

CAREER HITTING STATS

YEAR	AVG	GP-GS	AB	R	H	2B	3B	HR	RBI	TB	SLG%	BB	HP	SO	GDP	OB%	SF	SH
2024																		
2025	.000	6-1	5	0	0	0	0	0	0	0	.000	1	0	3	0	.167	0	0
2026	.000	6-0	5	3	0	0	0	0	0	0	.000	3	1	2	0	.444	0	0
TOTAL	.000	12-1	9	3	0	0	0	0	0	0	.000	4	1	5	0	.333	0	0



HITTER PROFILES

27 PETER MERSHON

UTL | R/R | FR. | 6-2 | 205
TAYLORS, S.C. / EASTSIDE HS

QUICK HITS

- Perfect Game Top 100 Freshmen (No. 95)
- Father, Brian, played baseball at Illinois and spent the 1987 season in the Cincinnati Reds organization.
- His brother, David, played baseball for Mississippi State for two years before getting drafted by the Los Angeles Angels in 2024
- His brother Nicholas played at Furman, while his brother Joseph played at College of Charleston and finished his fifth year at Ohio State
- No. 1 prep prospect in South Carolina and the No. 6 catcher nationally according to Perfect Game

SINGLE GAME CAREER HIGHS

At Bats	3	Alcorn State (2/18/26)
Hits	2	Alcorn State (2/18/26)
Runs Scored	1	2x last at Arkansas [G2] (3/14/26)
Runs Batted In	4	Alcorn State (2/18/26)
Doubles		
Triples		
Home Runs		
Walks	1	2x last Grambling (3/31/26)
Stolen Bases	1	vs. Tulane (3/10/26)

MISCELLANEOUS STATS

	2026	CAREER
2 Hit Game	1	1
3 Hit Game		
4+ Hit Game		
2 RBI Game		
3 RBI Game		
4+ RBI Game	1	1

GAME-BY-GAME HITTING STATS

DATE	OPP	POS	AB	R	H	RBI	2B	3B	HR	BB	K	SB	CS	AVG
2/18	ALCORN STATE*	DH	3	0	2	4	0	0	0	1	1	0	0	.667
2/21	DELAWARE	PH	1	1	0	0	0	0	0	0	0	0	0	.500
2/24	AUSTIN PEAY	PH/LF	1	0	0	0	0	0	0	0	0	0	0	.400
2/28	vs. Virginia Tech	PH/LF	1	0	0	0	0	0	0	0	0	0	0	.333
3/7	LIPSCOMB	PH/DH	2	0	0	1	0	0	0	0	1	0	0	.250
3/10	vs. Tulane	PR	0	1	0	0	0	0	0	0	0	1	0	.250
3/14(G2)	at Arkansas	PH	1	0	0	0	0	0	0	0	1	0	0	.222
3/17	JACKSON STATE	PH/LF	0	1	0	0	0	0	0	0	0	0	0	.222
3/31	GRAMBLING	PH/DH	1	0	1	1	0	0	0	1	0	0	0	.300
4/4	GEORGIA	PR	0	0	0	0	0	0	0	0	0	0	0	.300
TOTALS			10	3	3	6	0	0	0	2	3	1	0	.300

CAREER HITTING STATS

YEAR	AVG	GP-GS	AB	R	H	2B	3B	HR	RBI	TB	SLG%	BB	HP	SO	GDP	OB%	SF	SH
2026	.300	10-1	10	3	3	0	0	0	6	3	.300	2	1	3	1	.400	2	0
TOTAL	.300	10-1	10	3	3	0	0	0	6	3	.300	2	1	3	1	.400	2	0



31 CHARLIE WORTHAM

UTL | R/R | FR. | 6-1 | 205
ST. PETERS, MO. / DE SMET JESUIT HS

QUICK HITS

- Rated the top catching prospect in Missouri and the No. 4 overall player in the state according to Perfect Game

SINGLE GAME CAREER HIGHS

At Bats	
Hits	
Runs Scored	
Runs Batted In	
Doubles	
Triples	
Home Runs	
Walks	
Stolen Bases	

MISCELLANEOUS STATS

	2026	CAREER
2 Hit Game		
3 Hit Game		
4+ Hit Game		
2 RBI Game		
3 RBI Game		
4+ RBI Game		

GAME-BY-GAME HITTING STATS

DATE	OPP	POS	AB	R	H	RBI	2B	3B	HR	BB	K	SB	CS	AVG
------	-----	-----	----	---	---	-----	----	----	----	----	---	----	----	-----

TOTALS

CAREER HITTING STATS

YEAR	AVG	GP-GS	AB	R	H	2B	3B	HR	RBI	TB	SLG%	BB	HP	SO	GDP	OB%	SF	SH
2026	.000	0-0	0	0	0	0	0	0	0	0	.000	0	0	0	0	.000	0	0
TOTAL	.000	0-0	0	0	0	0	0	0	0	0	.000	0	0	0	0	.000	0	0



33 BLAKE BEVIS

1B/OF | R/R | SR. | 6-4 | 230
BRENTWOOD, TENN. / BALL STATE

QUICK HITS

- D1 Baseball Top 50 First Basemen (No. 42)
- 2025 First Team All-MAC
- 2025 Academic All-MAC
- 2025 CSC Academic All-District
- D1 Baseball's No. 2 MAC Preseason Prospect in the 2025 MLB Draft
- 2024 Second Team All-MAC
- 2024 MAC Co-Player of the Week (May 20)
- Father, Bob, pitched at Western Michigan from 1983-87 and was drafted by the Toronto Blue Jays in 1987
- Pitched in 16 games as a reliever for Ball State from 2023-25 with a perfect 1-0 record.

SINGLE GAME CAREER HIGHS

At Bats	7	2x last at Eastern Michigan (4/4/25)*
Hits	4	2x last at Eastern Michigan (4/4/25)*
Runs Scored	4	2x last Lipscomb (3/7/26)
Runs Batted In	6	Alcorn State (2/18/26)
Doubles	3	vs. Indiana (4/24/24)*
Triples	1	4x last vs. Purdue Fort Wayne (3/11/25)*
Home Runs	2	4x last vs. Miami (OH) (5/16/25)*
Walks	2	4x last Troy (2/17/26)
Stolen Bases	1	5x last Troy (2/17/26)

*Statistics from Ball State

MISCELLANEOUS STATS

	2026	CAREER
2 Hit Game	4	41
3 Hit Game	2	16
4+ Hit Game		2
2 RBI Game		25
3 RBI Game	2	13
4+ RBI Game	1	5

GAME-BY-GAME HITTING STATS

DATE	OPP	POS	AB	R	H	RBI	2B	3B	HR	BB	K	SB	CS	AVG
2/13	HOFSTRA**	1B	2	0	0	0	0	0	0	2	1	0	0	.000
2/14(G2)	HOFSTRA	1B	2	0	0	0	0	0	0	0	1	0	0	.000
2/17	TROY*	1B	3	1	2	0	0	0	0	2	1	1	0	.286
2/18	ALCORN STATE*	1B/LF	3	3	2	6	0	0	1	1	0	0	0	.400
2/21	DELAWARE	PH	1	1	1	2	0	0	1	0	0	0	0	.455
2/22	DELAWARE*	1B	2	1	0	0	0	0	0	0	0	0	0	.385
2/24	AUSTIN PEAY*	1B	1	2	1	0	1	0	0	1	0	0	0	.429
2/27	vs. Arizona State*	1B	2	1	1	0	0	0	0	1	0	0	0	.438
3/5	LIPSCOMB*	1B	2	0	0	0	0	0	0	0	1	0	0	.389
3/7	LIPSCOMB*	LF	3	4	2	1	0	0	0	1	0	0	0	.429
3/14(G2)	at Arkansas*	LF	2	1	0	0	0	0	0	0	1	0	0	.391
3/17	JACKSON STATE	PH/1B	2	1	1	0	1	0	0	0	0	0	0	.400
3/24	SOUTHERN MISS	PH/LF	1	0	0	0	0	0	0	0	0	0	0	.385
3/31	GRAMBLING	PH/1B	2	0	0	0	0	0	0	0	1	0	0	.357
4/18	at South Carolina*	1B	4	2	3	3	0	0	1	1	0	0	0	.406
4/19	at South Carolina*	1B	3	1	1	3	0	0	1	0	0	0	0	.400
4/21	MEMPHIS*	LF	4	2	3	0	2	0	0	0	0	0	0	.436
4/24	LSU*	1B/LF	3	1	2	3	0	0	1	0	1	0	0	.452
4/25	LSU*	1B	4	2	1	2	0	0	0	1	2	0	0	.435
4/26	LSU*	1B	3	0	1	2	0	0	0	1	0	0	0	.429
4/28	vs. Ole Miss*	1B	4	0	1	0	0	0	0	0	1	0	0	.415
5/1	vs Texas*	1B	3	0	1	0	0	0	0	1	2	0	0	.411
5/2	vs. Texas*	1B	3	1	1	0	0	0	0	0	1	0	0	.407
5/3	vs. Texas*	1B	4	1	0	0	0	0	0	1	1	0	0	.381
5/5	NICHOLLS*	LF	3	2	1	1	1	0	0	1	1	0	0	.379
5/7	AUBURN*	1B	4	1	2	0	0	0	0	0	0	0	0	.386
5/9	AUBURN*	LF	4	0	0	0	0	0	0	0	1	0	0	.365
TOTALS			74	28	27	23	5	0	5	13	17	1	0	.365

CAREER HITTING STATS

YEAR	AVG	GP-GS	AB	R	H	2B	3B	HR	RBI	TB	SLG%	BB	HP	SO	GDP	OB%	SF	SH
2023*	.273	59-50	194	34	53	14	2	11	39	104	.536	6	12	47	1	.333	1	1
2024*	.310	59-59	229	48	71	16	0	12	55	123	.537	15	10	61	2	.372	4	0
2025*	.301	57-57	226	49	68	13	2	18	52	139	.615	18	7	52	4	.369	1	0
2026	.365	27-22	74	28	27	5	0	5	23	47	.635	13	3	17	1	.467	2	0
TOTAL	.303	202-188	723	159	219	48	4	46	169	413	.571	52	32	177	8	.372	8	1

*Statistics from Ball State

34 GEHRIG FREI

INF/OF | S/R | GR. | 6-1 | 210
ALPHARETTA, GA. / NORTH ALABAMA
QUICK HITS

- 2026 D1Baseball Top 50 Second Basemen (No. 48)
- 2025 First Year SEC Academic Honor Roll
- 2024 CSC Academic All-District
- 2024 Third Team All-ASUN (3B)
- 2023 ASUN All-Freshman Team

SINGLE GAME CAREER HIGHS

At Bats	6	6x last LSU (4/24/26)
Hits	5	2x last at Bellarmine (4/14/2024)*
Runs Scored	4	2x last vs. Samford (5/1/2024)*
Runs Batted In	6	2x last vs. Samford (5/1/2024)*
Doubles	2	3x last at Auburn (4/26/25)
Triples	1	2x last Lipscomb (3/6/26)
Home Runs	2	2x last vs. Florida (4/20/25)
Walks	3	at Bellarmine (4/13/2024)*
Stolen Bases	2	Hofstra (2/13/26)

**Career highs from North Alabama*
MISCELLANEOUS STATS

	2026	CAREER
2 Hit Game	16	54
3 Hit Game	2	16
4+ Hit Game		1
2 RBI Game	6	14
3 RBI Game	1	7
4+ RBI Game		5

GAME-BY-GAME HITTING STATS

DATE	OPP	POS	AB	R	H	RBI	2B	3B	HR	BB	K	SB	CS	AVG
2/13	HOFSTRA*	2B	2	0	0	0	0	0	0	2	0	2	0	.000
2/14(G1)	HOFSTRA	PH/2B	1	0	1	1	0	0	0	0	0	0	0	.333
2/14(G2)	HOFSTRA*	2B	4	0	1	0	0	0	0	1	0	0	0	.286
2/17	TROY*	2B	5	0	1	1	0	1	0	0	2	0	0	.250
2/20	DELAWARE*	2B	5	1	2	1	1	0	0	0	0	0	1	.294
2/21	DELAWARE*	2B	2	1	2	0	1	0	0	1	0	0	0	.368
2/22	DELAWARE	PH/2B	2	0	1	1	0	0	0	0	0	0	0	.381
2/24	AUSTIN PEAY	PH/2B	2	1	1	0	0	0	0	0	0	0	0	.391
2/27	vs. Arizona State	PH/2B	2	1	1	3	0	0	1	1	0	0	0	.400
2/28	vs. Virginia Tech*	2B	5	2	2	0	1	0	0	1	1	0	0	.400
3/1	vs. UCLA*	2B	5	1	1	0	1	0	0	0	1	0	0	.371
3/3	at Southern Miss*	2B	5	1	1	0	0	0	0	0	2	1	0	.350
3/5	LIPSCOMB	PH/2B	2	1	1	1	0	0	0	0	0	0	0	.357
3/6	LIPSCOMB*	DH	5	0	2	1	0	1	0	0	2	0	0	.362
3/7	LIPSCOMB*	2B/3B	4	3	1	2	0	0	1	1	1	0	0	.353
3/10	vs. Tulane*	DH	5	1	2	2	1	0	0	0	2	0	0	.357
3/13	at Arkansas*	2B	3	0	0	0	0	0	0	1	2	0	0	.339
3/14(G1)	at Arkansas	PH	1	0	0	0	0	0	0	0	1	0	0	.333
3/17	JACKSON STATE*	2B	4	2	2	1	0	0	0	1	0	1	0	.344
3/20	VANDERBILT*	2B	3	1	0	0	0	0	0	1	0	0	0	.328
3/21	VANDERBILT*	2B	4	0	0	0	0	0	0	1	1	0	0	.310
3/22	VANDERBILT*	2B	5	1	2	1	0	0	0	0	3	0	0	.316
3/24	SOUTHERN MISS*	2B	2	1	2	2	0	0	0	0	0	1	0	.333
3/28	at Ole Miss*	2B	4	1	2	2	0	0	1	0	0	0	0	.341
3/29	at Ole Miss*	2B	4	1	1	0	1	0	0	0	0	0	0	.337
3/31	GRAMBLING*	2B	3	0	2	3	1	0	0	0	1	0	0	.348
4/2	GEORGIA*	2B	4	2	3	1	0	0	1	0	1	0	0	.366
4/3	GEORGIA*	2B	5	0	0	0	0	0	0	0	1	0	0	.347
4/4	GEORGIA*	2B	5	1	1	2	0	0	1	0	1	0	0	.340
4/7	UAB*	DH	3	1	2	1	0	0	0	1	0	1	0	.349
4/10	TENNESSEE*	2B	4	0	0	0	0	0	0	0	1	0	0	.336
4/11	TENNESSEE*	2B	4	1	2	1	0	0	1	0	2	0	0	.342
4/12	TENNESSEE	2B	3	0	2	0	1	0	0	0	0	0	0	.350
4/14	at Samford*	2B	3	0	1	2	0	0	0	1	1	0	1	.350
4/17	at South Carolina*	2B	5	1	2	1	0	0	1	0	0	0	0	.352
4/18	at South Carolina*	2B	5	0	0	1	0	0	0	0	2	0	0	.338
4/19	at South Carolina*	2B	4	2	1	0	0	0	0	1	0	0	0	.336
4/21	MEMPHIS*	2B	5	0	1	0	1	0	0	0	0	0	0	.331
4/24	LSU*	2B	6	0	1	1	0	0	0	0	0	0	0	.324
4/25	LSU*	2B	3	2	1	0	0	0	0	2	1	0	0	.324
4/26	LSU*	2B	4	2	1	1	1	0	0	1	1	0	0	.322
4/28	vs. Ole Miss*	2B	4	1	2	0	0	0	0	0	0	0	0	.327
5/1	vs. Texas*	2B	4	1	1	1	0	0	1	0	1	0	0	.325
5/2	vs. Texas*	2B	5	0	1	0	0	0	0	0	1	0	0	.321
5/3	vs. Texas*	2B	4	0	0	0	0	0	0	1	2	0	0	.314
5/5	NICHOLLS*	2B	2	2	1	1	0	0	0	1	1	0	0	.316
5/7	AUBURN*	2B	5	1	2	2	0	0	1	0	1	0	0	.318
5/8	AUBURN*	2B	4	0	1	0	0	0	0	1	0	0	0	.317
5/9	AUBURN*	2B	4	1	3	0	0	0	0	0	0	0	0	.326
TOTALS			184	38	60	37	10	2	9	19	37	6	2	.326

CAREER HITTING STATS

YEAR	AVG	GP-GS	AB	R	H	2B	3B	HR	RBI	TB	SLG%	BB	HP	SO	GDP	OB%	SF	SH
2023*	.293	51-51	198	32	58	13	0	7	31	92	.465	22	4	40	3	.373	1	2
2024*	.320	54-54	206	51	66	12	0	15	49	123	.597	25	11	26	7	.420	1	0
2025	.345	50-33	145	33	50	11	0	8	17	85	.586	25	7	21	4	.404	1	0
2026	.326	49-42	184	38	60	10	2	9	37	101	.549	19	2	37	4	.395	0	1
TOTAL	.319	204-180	733	154	234	46	2	39	134	401	.547	74	24	124	19	.398	3	3

**Statistics from North Alabama*



38 BRYCE CHANCE

OF | R/R | GR. | 5-10 | 180
RIDGELAND, MISS. / MADISON-RIDGELAND ACADEMY

QUICK HITS

- 2026 SEC Community Service Team
- 2026 Tony Gwynn Trophy Starting 9
- 2026 Perfect Game Top 100 Seniors (No. 93)
- 2026 D1Baseball Top 150 Outfielders (No. 94)
- 2025 Tallahassee All-Regional Team
- 2025 Spring SEC Academic Honor Roll
- 2024 SEC Spring Academic Honor Roll
- 2024 Charlottesville All-Regional Team (OF)
- 2023 SEC Spring Academic Honor Roll
- 2023 SEC Freshman of the Week (Feb. 20)
- Hardest player to strike out in the SEC in 2024
- 1.000 career fielding percentage
- Began career as a walk-on
- Only Bulldog to play for MSU prior to the 2025 season
- Nickname is "Beans"

SINGLE GAME CAREER HIGHS

At Bats	6	3x last at South Carolina (4/19/26)
Hits	4	2x last Vanderbilt (3/22/26)
Runs Scored	4	vs Southern Miss (3/5/25)
Runs Batted In	5	last Auburn (5/7/26)
Doubles	2	vs South Carolina (4/6/25)
Triples	1	2x last vs Ole Miss (5/9/25)
Home Runs	1	14x last Auburn (5/7/26)
Walks	3	vs. Austin Peay (2/21/24)
Stolen Bases	3	Alcorn State (2/18/26)

MISCELLANEOUS STATS

	2026	CAREER
2 Hit Game	14	50
3 Hit Game	3	11
4+ Hit Game	1	2
2 RBI Game	3	20
3 RBI Game	1	9
4+ RBI Game	2	4

CHANCE'S GAME-BY-GAME HITTING STATS

DATE	OPP	POS	AB	R	H	RBI	2B	3B	HR	BB	K	SB	CS	AVG
2/13	HOFSTRA*	LF	4	0	0	0	0	0	0	0	0	0	0	.000
2/14(G1)	HOFSTRA*	LF	3	1	2	1	0	0	0	1	0	1	0	.286
2/14(G2)	HOFSTRA*	LF	3	1	1	1	0	0	0	0	1	0	0	.300
2/17	TROY	LF	1	0	0	0	0	0	0	0	1	0	0	.273
2/18	ALCORN STATE*	RF/CF	2	2	0	0	0	0	1	0	3	0	0	.231
2/20	DELAWARE*	LF	3	2	3	1	1	0	0	0	0	0	0	.375
2/21	DELAWARE*	LF	4	1	2	0	0	0	0	0	0	0	0	.400
2/22	DELAWARE*	CF	2	2	1	1	0	0	1	0	0	0	0	.409
2/24	AUSTIN PEAY*	RF/LF	3	1	2	2	1	0	0	0	0	0	0	.440
2/27	vs. Arizona State*	RF/LF	3	1	1	1	0	0	0	0	0	0	0	.429
2/28	vs. Virginia Tech*	LF	3	2	2	2	1	0	0	0	0	0	0	.452
3/1	vs. UCLA*	LF	3	0	1	0	0	0	0	1	1	0	1	.441
3/3	at Southern Miss*	CF	2	1	0	0	0	0	0	1	0	0	0	.417
3/5	LIPSCOMB*	CF	4	0	2	1	1	0	0	0	0	1	0	.425
3/6	LIPSCOMB*	CF	1	2	0	0	0	0	2	0	1	0	0	.415
3/7	LIPSCOMB*	CF	1	2	1	0	0	0	0	1	0	0	0	.429
3/10	vs. Tulane*	CF	3	1	1	0	1	0	0	0	1	0	0	.422
3/13	at Arkansas*	LF	4	1	3	0	1	0	0	0	0	0	0	.449
3/14(G1)	at Arkansas*	LF	2	2	1	0	0	0	2	0	0	1	0	.451
3/14(G2)	at Arkansas*	RF/LF	4	0	1	1	0	0	0	0	0	0	0	.436
3/17	JACKSON STATE*	LF/CF	3	1	1	2	1	0	0	1	0	0	0	.431
3/20	VANDERBILT*	LF	3	0	1	0	1	0	0	0	0	0	0	.426
3/21	VANDERBILT*	LF	4	0	2	2	1	0	0	0	0	0	0	.431
3/22	VANDERBILT*	LF	5	1	4	3	1	0	0	0	0	0	0	.457
3/24	SOUTHERN MISS*	LF	3	1	1	0	0	0	0	0	0	0	0	.452
3/27	at Ole Miss*	LF	4	1	2	0	1	0	0	0	0	0	0	.455
3/28	at Ole Miss*	LF	4	0	1	0	0	0	0	0	0	0	0	.444
3/29	at Ole Miss*	LF	4	0	1	0	0	0	0	0	0	1	0	.435
3/31	GRAMBLING*	LF	1	1	0	0	0	0	0	0	0	0	0	.430
4/2	GEORGIA*	LF	4	0	1	1	0	0	0	1	0	0	0	.422
4/3	GEORGIA*	LF/CF	3	0	0	0	0	0	0	1	2	0	0	.409
4/4	GEORGIA*	CF	4	1	2	0	1	0	0	1	2	0	0	.412
4/7	UAB*	CF	3	1	1	0	1	0	0	1	0	0	0	.410
4/10	TENNESSEE*	LF	3	0	0	0	0	0	0	1	1	0	0	.398
4/11	TENNESSEE*	LF	4	0	0	0	0	0	0	0	0	0	0	.383
4/12	TENNESSEE*	LF	2	0	0	0	0	0	0	0	0	0	0	.376
4/14	at Samford*	LF/CF	2	2	0	0	0	0	2	0	0	0	0	.369
4/17	at South Carolina*	LF	3	0	1	0	0	0	0	0	0	0	0	.368
4/18	at South Carolina*	LF	5	1	2	1	1	0	0	0	0	0	0	.370
4/19	at South Carolina*	LF	6	0	2	0	0	0	0	0	0	0	1	.368
4/21	MEMPHIS*	CF/LF	4	0	1	0	0	0	0	0	1	0	0	.364
4/24	LSU*	LF/CF	6	2	2	0	1	0	0	1	1	0	0	.363
4/25	LSU*	LF	4	0	0	0	0	0	0	1	2	0	0	.353
4/26	LSU*	LF	4	2	2	0	0	0	0	0	0	0	0	.357
4/28	vs. Ole Miss*	LF	4	1	1	1	0	0	0	0	0	0	0	.354
5/1	vs. Texas*	LF	4	0	1	0	0	0	0	0	0	0	0	.351
5/2	vs. Texas*	LF	4	1	2	1	1	0	0	0	0	0	0	.355
5/3	vs. Texas*	CF	2	1	2	4	1	0	1	2	0	1	0	.363
5/5	NICHOLLS*	CF	2	2	1	0	0	0	1	0	1	0	0	.365
5/7	AUBURN*	CF	5	2	3	5	1	0	1	0	1	0	0	.372
5/8	AUBURN*	CF	4	0	1	1	0	0	0	0	1	0	0	.369
5/9	AUBURN*	CF	2	0	1	0	0	0	0	1	0	0	0	.371
TOTALS			170	43	63	32	18	0	2	22	14	12	3	.371

CAREER HITTING STATS

YEAR	AVG	GP-GS	AB	R	H	2B	3B	HR	RBI	TB	SLG%	BB	HP	SO	GDP	OB%	SF	SH
2023	.330	36-27	100	24	33	4	0	2	22	43	.430	20	2	15	3	.444	2	1
2024	.286	61-57	217	36	62	11	1	6	36	93	.429	26	6	18	5	.370	5	0
2025	.332	58-56	208	49	69	14	1	4	43	97	.466	23	3	39	3	.399	4	4
2026	.371	52-51	170	43	63	18	0	2	32	87	.460	22	8	14	1	.460	2	4
TOTAL	.327	207-191	695	152	227	47	2	14	133	320	.460	91	19	86	12	.412	13	9

49 GATLIN SANDERS

INF | L/R | SR. | 5-11 | 175
MADISON, MISS. / JONES CC
QUICK HITS

- 2025 First Year SEC Academic Honor Roll
- Grandfather Russ Gatlin played baseball for Mississippi State

SINGLE GAME CAREER HIGHS

At Bats	5	3x last at Auburn (4/26/25)
Hits	2	11x last at Missouri (5/16/25)
Runs Scored	2	4x last Lipscomb (3/7/26)
Runs Batted In	3	vs. Northeastern (5/30/25)
Doubles	1	5x last vs. Northeastern (5/30/25)
Triples	--	--
Home Runs	--	--
Walks	2	3x last Alcorn State (2/18/26)
Stolen Bases	2	vs Queens (3/8/25)

MISCELLANEOUS STATS

	2026	CAREER
2 Hit Game		12
3 Hit Game		--
4+ Hit Game		--
2 RBI Game		6
3 RBI Game		1
4+ RBI Game		--

GAME-BY-GAME HITTING STATS

DATE	OPP	POS	AB	R	H	RBI	2B	3B	HR	BB	K	SB	CS	AVG
2/14(G1)	HOFSTRA*	2B	3	0	0	0	0	0	0	0	2	0	0	.000
2/18	ALCORN STATE*	2B/SS	3	0	0	0	0	0	0	2	0	0	0	.000
2/24	AUSTIN PEAY	PH/SS	1	0	0	0	0	0	0	0	1	0	0	.000
3/1	vs. UCLA	PR	0	0	0	0	0	0	0	0	0	0	0	.000
3/2	at Southern Miss	PR	0	0	0	0	0	0	0	0	0	0	0	.000
3/5	LIPSCOMB	PR	0	1	0	0	0	0	0	0	0	1	0	.000
3/7	LIPSCOMB	PR/SS	1	2	0	0	0	0	0	0	1	0	0	.000
3/17	JACKSON STATE	SS	1	1	0	0	0	0	0	1	0	0	0	.000
3/31	GRAMBLING	PH/SS	1	0	0	0	0	0	0	0	0	0	0	.000
4/2	GEORGIA	PR	0	0	0	0	0	0	0	0	0	0	0	.000
4/4	GEORGIA	PR	0	0	0	0	0	0	0	0	0	0	0	.000
4/7	UAB	PR	0	0	0	0	0	0	0	0	0	0	0	.000
4/17	at South Carolina	PR	0	0	0	0	0	0	0	0	0	0	0	.000
4/19	at South Carolina	PR	0	1	0	0	0	0	0	0	0	0	0	.000
4/21	MEMPHIS	PR	0	1	0	0	0	0	0	0	0	0	0	.000
4/24	LSU	PR	0	1	0	0	0	0	0	0	0	0	0	.000
4/25	LSU	PR	0	1	0	0	0	0	0	0	0	0	0	.000
5/5	NICHOLLS	PH/2B	2	0	0	0	0	0	0	0	0	0	0	.000
5/9	AUBURN	PH/SS	1	0	0	0	0	0	0	0	1	0	0	.000
TOTALS			13	8	0	0	0	0	0	4	4	1	0	.000

CAREER HITTING STATS

YEAR	AVG	GP-GS	AB	R	H	2B	3B	HR	RBI	TB	SLG%	BB	HP	SO	GDP	OB%	SF	SH
2025	.317	47-42	139	26	44	5	0	0	23	49	.353	12	9	39	4	.401	2	1
2026	.000	19-2	13	6	0	0	0	0	0	0	.000	4	0	4	0	.235	0	0
TOTAL	.289	66-44	152	32	44	5	0	0	23	49	.322	16	9	43	4	.385	2	1



TWO-WAY PLAYER PROFILES

15 TANNER BELIVEAU

UTL/RHP | R/R | FR. | 6-3 | 225
PETAL, MISS. / PETAL HS

QUICK HITS

- Perfect Game Top 100 Freshmen (No. 60)
- Rated the top prep catcher in Mississippi by Perfect Game and the No. 6 overall prospect
- Named to the Dandy Dozen by The Clarion Ledger as a high school senior
- Was listed No.1 on the Prep Baseball MS Heat Sheet throwing 98 MPH

SINGLE GAME CAREER HIGHS

At Bats	
Hits	
Runs Scored	
Runs Batted In	
Doubles	
Triples	
Home Runs	
Walks	
Stolen Bases	

MISCELLANEOUS STATS

	2026	CAREER
2 Hit Game		
3 Hit Game		
4+ Hit Game		
2 RBI Game		
3 RBI Game		
4+ RBI Game		

GAME-BY-GAME HITTING STATS

DATE	OPP	POS	AB	R	H	RBI	2B	3B	HR	BB	K	SB	CS	AVG
------	-----	-----	----	---	---	-----	----	----	----	----	---	----	----	-----

TOTALS

CAREER HITTING STATS

YEAR	AVG	GP-GS	AB	R	H	2B	3B	HR	RBI	TB	SLG%	BB	HP	SO	GDP	OB%	SF	SH
2026	.000	0-0	0	0	0	0	0	0	0	0	.000	0	0	0	0	.000	0	0
TOTAL	.000	0-0	0	0	0	0	0	0	0	0	.000	0	0	0	0	.000	0	0

SINGLE GAME CAREER HIGHS

Innings		
Strikeouts	2	2x last Austin Peay (2/24/26)
Walks (Low)	0	Alcorn State (2/18/26)

MISCELLANEOUS STATS

	2026	CAREER GAMES
5+ Strikeouts		
10+ Strikeouts		
2 or Fewer Hits Allowed	2	2
Longest Scoreless Innings Stretch	1.1	1.0
Wins in a Row*		

*no decisions do not break a streak
**designates as current

GAME-BY-GAME PITCHING STATS

DATE	OPP	GS	IP	H	R	ER	BB	SO	2B	3B	HR	WP	BK	HBP	W/L	SV	ERA
2/18	ALCORN STATE	-	1.0	0	0	0	0	2	0	0	0	0	0	0	0/0	0	0.00
2/24	AUSTIN PEAY	-	0.2	2	2	2	2	0	0	0	0	0	0	0	0/0	0	0.00
TOTAL			1.2	2	2	2	4	0	0	0	0	0	0	0	0/0	0	0.00

CAREER PITCHING STATS

YEAR	ERA	W-L	APP	GS	CG	SHO	SV	IP	H	R	ER	BB	SO	BF	B/AVG	WP	HBP
2026	10.80	0-0	2	0	0	0	0	1.2	2	2	2	4	9	.286	0	0	
TOTAL	10.80	0-0	2	0	0	0	0	1.2	2	2	2	4	9	.286	0	0	



18 NOAH SULLIVAN

DH/RHP | R/R | SR. | 6-1 | 225
ORLANDO, FLA. / USC UPSTATE

QUICK HITS

- 2026 Preseason All-SEC First Team
- 2026 Preseason All-American First Team (NCBWA)
- 2026 D1Baseball Top 50 First Basemen (No. 32)
- 2025 NCBWA All-America First Team
- 2025 Baseball America All-America Third Team
- 2025 ABCA/Rawlings South All-Region Second Team
- 2025 NCBWA Preseason All-America First Team
- 2025 Dick Howser Trophy Semifinalist
- 2025 John Olerud Two-Way Player of the Year Award Semifinalist
- 2025 John Olerud Two-Way Player of the Week (May 7)
- 2025 CSC Academic All-American of the Year
- 2025 CSC Academic All-America First Team
- 2025 First Year SEC Academic Honor Roll
- 2025 Tallahassee All-Regional Team
- 2024 Big South All-Tournament Team (DH)
- 2024 First Team All-Big South (UTL)
- 2022 Collegiate Baseball Freshman All-American
- 2022 Big South Freshman of the Year
- 2022 Second Team All-Big South
- 2022 Big South All-Tournament Team

SINGLE GAME CAREER HIGHS

At Bats	6	5x last LSU (4/25/26)
Hits	4	5x last Lipscomb (3/6/25)
Runs Scored	3	15x last Auburn (5/7/26)
Runs Batted In	6	3x last Lipscomb (3/7/26)
Doubles	2	4x last LSU (4/26/26)
Triples	1	vs. Ohio (2/18/22)*
Home Runs	2	6x last Lipscomb (3/7/26)
Walks	3	3x last vs. Virginia Tech (2/28/26)
Stolen Bases	2	3x last vs. South Carolina (4/18/26)

*Career-highs from USC Upstate

MISCELLANEOUS STATS

	2026	CAREER
2 Hit Game	11	55
3 Hit Game	4	17
4+ Hit Game	1	5
2 RBI Game	4	33
3 RBI Game	3	13
4+ RBI Game	2	6

GAME-BY-GAME HITTING STATS

DATE	OPP	POS	AB	R	H	RBI	2B	3B	HR	BB	K	SB	CS	AVG
2/14(G1)	HOFSTRA*	DH	3	1	1	0	0	0	0	0	0	0	0	.333
2/14(G2)	HOFSTRA*	DH	2	1	1	0	0	0	0	2	0	0	0	.400
2/21	DELAWARE*	DH	4	1	1	3	0	0	1	0	1	1	0	.333
2/22	DELAWARE*	DH	3	0	0	1	0	0	2	1	0	0	0	.250
2/24	AUSTIN PEAY*	DH	3	2	2	0	0	0	1	1	0	0	0	.333
2/27	vs. Arizona State*	DH	2	1	1	0	0	0	0	2	0	2	0	.353
2/28	vs. Virginia Tech*	DH	2	0	0	0	0	0	0	3	0	0	0	.316
3/1	vs. UCLA*	DH	5	2	2	1	1	0	1	1	0	0	0	.333
3/3	at Southern Miss*	DH	4	1	1	3	1	0	0	1	2	0	0	.321
3/5	LIPSCOMB*	DH	5	1	1	0	0	0	0	1	0	0	0	.303
3/6	LIPSCOMB*	1B	5	2	4	4	1	0	1	0	1	1	0	.368
3/7	LIPSCOMB*	1B	4	3	3	6	0	0	2	0	0	1	0	.405
3/10	vs. Tulane*	1B	4	2	1	1	1	0	0	1	1	0	0	.391
3/13	at Arkansas*	DH	4	0	0	0	0	0	0	1	1	0	0	.360
3/14(G1)	at Arkansas*	DH	3	0	0	0	0	0	0	1	2	0	0	.340
3/14(G2)	at Arkansas*	DH	3	0	1	0	0	0	0	0	0	0	0	.339
3/17	JACKSON STATE*	DH	1	1	0	2	0	0	0	0	1	1	0	.333
3/20	VANDERBILT*	DH	3	1	2	0	0	0	0	1	0	0	0	.350
3/21	VANDERBILT*	DH	3	1	2	1	1	0	1	1	0	0	0	.365
3/22	VANDERBILT*	DH	5	2	3	3	0	0	0	0	1	0	0	.382
3/24	SOUTHERN MISS*	DH	2	1	1	1	0	0	0	2	1	0	0	.386
3/27	at Ole Miss*	DH	4	0	1	1	1	0	0	0	1	0	0	.378
3/28	at Ole Miss*	DH	4	1	1	0	0	0	0	1	2	0	1	.373
3/29	at Ole Miss*	DH	4	0	0	0	0	0	0	0	3	0	0	.354
3/31	GRAMBLING*	DH	2	2	1	0	0	0	0	1	1	0	0	.357
4/2	GEORGIA*	DH	5	0	2	0	1	0	0	0	1	0	0	.360
4/3	GEORGIA*	DH	4	0	2	0	0	0	0	1	0	0	0	.366
4/4	GEORGIA*	DH	3	0	0	0	0	0	0	1	2	0	0	.354
4/10	TENNESSEE*	DH	4	0	2	1	0	0	0	0	2	0	0	.360
4/11	TENNESSEE*	DH	4	0	1	0	0	0	0	0	1	0	0	.356
4/12	TENNESSEE*	DH	4	0	0	1	0	0	0	0	1	0	0	.343
4/14	at Samford*	DH	3	1	1	2	0	0	0	1	0	0	0	.342
4/17	at South Carolina*	DH	5	2	2	1	0	0	1	0	3	0	0	.345
4/18	at South Carolina*	DH	4	2	2	0	0	0	0	1	0	2	0	.350
4/19	at South Carolina*	DH	4	0	1	0	0	0	0	1	1	0	0	.347
4/21	MEMPHIS*	DH	4	0	0	0	0	0	0	0	0	0	0	.336
4/24	LSU*	DH	5	1	2	2	0	0	1	0	2	0	0	.338
4/25	LSU*	DH	5	1	2	1	0	0	0	0	2	0	0	.341
4/26	LSU*	DH	6	2	3	2	2	0	0	0	1	0	0	.347
4/28	vs. Ole Miss*	DH	4	1	1	0	0	0	0	1	1	0	0	.345
5/1	at Texas*	DH	4	0	1	0	0	0	0	0	2	0	0	.342
5/2	at Texas*	DH	4	0	0	0	0	0	0	0	2	0	0	.333
5/3	at Texas*	DH	5	0	0	0	0	0	0	0	3	0	0	.323
5/5	NICHOLLS*	DH	3	2	1	1	0	0	0	2	0	0	0	.323
5/7	AUBURN*	DH	5	3	3	0	0	0	0	0	0	1	0	.331
5/8	AUBURN*	DH	4	0	1	0	1	0	0	1	3	0	0	.329
5/9	AUBURN*	DH	3	0	1	0	0	0	0	0	1	1	0	.330
TOTALS			176	41	58	37	10	0	8	29	51	10	1	.330

CAREER HITTING STATS

YEAR	AVG	GP-GS	AB	R	H	2B	3B	HR	RBI	TB	SLG%	BB	HP	SO	GDP	OB%	SF	SH
2022*	.303	58-57	221	43	67	9	1	3	42	87	.394	23	20	35	3	.410	4	0
2023*	.311	18-17	61	12	19	3	0	2	15	28	.459	8	5	12	2	.421	2	0
2024*	.324	57-55	204	52	66	8	0	17	56	125	.613	37	13	31	7	.453	2	0
2025	.345	59-59	203	63	70	16	0	15	46	131	.645	35	16	42	6	.475	1	0
2026	.330	47-47	176	41	58	10	0	8	37	92	.523	29	8	51	2	.442	2	0
TOTAL	.324	239-235	865	211	280	46	1	45	196	463	.535	132	62	171	20	.443	11	0

*Statistics from USC Upstate



18 NOAH SULLIVAN

DH/RHP | R/R | SR. | 6-1 | 225
ORLANDO, FLA. / USC UPSTATE

SINGLE GAME CAREER HIGHS

Innings	8.0	at The Citadel (4/12/24)*
Strikeouts	7	2x last vs Gardner-Webb (3/15/24)*
Walks (Low)	0	13x last vs Memphis (4/29/25)

**Career-highs from USC Upstate*

MISCELLANEOUS STATS

	2025	CAREER GAMES
5+ Strikeouts	1	8
10+ Strikeouts	--	--
2 or Fewer Hits Allowed	5	18
Longest Scoreless Innings Stretch	3.0	7.0
Wins in a Row*	--	8

*no decisions do not break a streak

**designates as current

GAME-BY-GAME PITCHING STATS

DATE	OPP	GS	IP	H	R	ER	BB	SO	2B	3B	HR	WP	BK	HBP	W/L	SV	ERA
------	-----	----	----	---	---	----	----	----	----	----	----	----	----	-----	-----	----	-----

TOTALS

CAREER PITCHING STATS

YEAR	ERA	W-L	APP	GS	CG	SHO	SV	IP	H	R	ER	BB	SO	BF	B/AVG	WP	HBP
2022*	3.31	6-0	9	5	0	0	0	32.2	22	13	12	11	26	132	.188	4	2
2023*	0.00	1-0	6	0	0	0	1	12.1	4	0	0	7	16	48	.100	1	0
2024*	4.88	8-1	14	12	0	0	1	75.2	76	42	41	22	51	321	.262	3	3
2025	1.96	0-0	7	7	0	0	0	18.1	17	4	4	3	15	73	.246	0	0
2026	0.00	0-0	0	0	0	0	0	0.0	0	0	0	0	0	.000	0	0	
TOTAL	2.54	15-1	36	24	0	0	2	137.6	119	59	57	43	108	574	.199	8	5

*Statistics from USC Upstate

PITCHING STAFF PROFILES

4 TOMAS VALINGIUS

LHP | L/L | SO. | 6-2 | 225
LOCKPORT, ILL. / VIRGINIA

QUICK HITS

- 2026 National Pitcher of the Year Semifinalist
- 2026 Baseball America Pitcher of the Year Midseason Watch List
- 2026 Perfect Game Midseason All-American First Team
- 2026 D1Baseball Midseason All-American
- 2026 Golden Spikes Award Midseason Watch List
- SEC Co-Pitcher of the Week (3/16/26)
- 2026 National Pitcher of the Year watch list
- 2026 D1Baseball Top 50 Transfer Pitchers (No. 2)
- 2026 Perfect Game Top 100 Sophomores (No. 34)
- 2026 D1Baseball Top 200 Starting Pitchers (No. 42)
- 2025 ACC All-Freshman Team
- 2025 ACC All-Academic Team
- Older brother, Vytas, is an outfielder for MSU.
- Nickname is "Tico"

SINGLE GAME CAREER HIGHS

Innings	7.1	Georgia (4/3/36)
Strikeouts	14	Vanderbilt (3/21/26)
Walks (Low)	0	6x Last: Auburn (5/7/26)

MISCELLANEOUS STATS

	2026	CAREER GAMES
5+ Strikeout Games	12	18
10+ Strikeout Games	4	5
2 or Fewer Hits Allowed	2	6
Longest Scoreless Innings Stretch	14.0	14.0
Wins in a Row*	6	6

*no decisions do not break a streak **designates as current

GAME-BY-GAME PITCHING STATS

DATE	OPP	GS	IP	H	R	ER	BB	SO	2B	3B	HR	WP	BK	HBP	W/L	SV	ERA
2/14	Hofstra*	1	5.1	4	0	0	1	6	0	0	0	0	0	1	1/0	0	0.00
2/21	Delaware*	1	6.0	5	0	0	2	7	1	0	0	0	0	0	1/0	0	0.00
2/28	vs. Virginia Tech*	1	5.1	4	2	2	1	7	0	1	1	0	0	1	1/0	0	1.08
3/6	Lipscomb*	1	4.0	4	2	2	2	6	2	0	0	0	0	0	0/0	0	1.74
3/14	at Arkansas*	1	7.0	2	0	0	2	7	1	0	0	1	0	0	1/0	0	1.30
3/21	Vanderbilt*	1	7.0	2	2	0	1	14	0	0	0	0	0	1	1/0	0	1.04
3/28	at Ole Miss*	1	5.0	3	0	0	2	9	0	0	0	1	0	1	1/0	0	0.91
4/3	Georgia*	1	7.1	4	2	2	0	10	2	0	2	0	0	1	0/1	0	1.15
4/10	Tennessee*	1	6.0	8	3	3	1	6	2	1	2	0	0	0	0/0	0	1.53
4/17	at South Carolina*	1	6.2	6	3	3	1	11	0	0	1	0	0	0	1/0	0	1.81
4/24	LSU*	1	3.2	8	7	3	1	4	1	0	1	1	0	0	0/0	0	2.13
5/1	at Texas*	1	5.0	4	3	3	2	5	1	0	0	0	0	1	0/1	0	2.37
5/7	Auburn*	1	6.2	4	3	3	0	13	0	0	1	0	0	0	1/0	0	2.52
TOTALS		13	75.0	58	27	21	16	105	10	2	8	3	0	6	8/2	0	2.52

CAREER PITCHING STATS

YEAR	ERA	W-L	APP	GS	CG	SHO	SV	IP	H	R	ER	BB	SO	BF	B/AVG	WP	HBP
2025*	4.59	5-1	13	12	0	0	0	64.2	64	36	33	17	70	275	.256	4	5
2026	2.51	8-2	13	13	0	0	0	75.0	58	27	21	16	105	303	.209	3	6
TOTAL	3.48	13-3	26	25	0	0	0	139.2	122	63	54	33	175	578	.233	7	11

*Statistics from Virginia

8 CHARLIE FOSTER

LHP | R/L | SO. | 6-4 | 205
SNELLVILLE, GA. / BROOKWOOD HS

QUICK HITS

- 2026 Perfect Game Top 100 Sophomores (No. 68)
- 2026 D1Baseball Top 200 Pitchers (No. 164)
- 2025 First Year SEC Academic Honor Roll

SINGLE GAME CAREER HIGHS

Innings	7.0	at South Carolina (4/19/26)
Strikeouts	8	at South Carolina (4/19/26)
Walks (Low)	0	4x Last: at Ole Miss (3/27/26)

MISCELLANEOUS STATS

	2026	CAREER GAMES
5+ Strikeouts	4	4
10+ Strikeouts	--	--
2 or Fewer Hits Allowed	7	14
Longest Scoreless Innings Stretch	5.2	5.2
Wins in a Row*	--	1

*no decisions do not break a streak

**designates as current

GAME-BY-GAME PITCHING STATS

DATE	OPP	GS	IP	H	R	ER	BB	SO	2B	3B	HR	WP	BK	HBP	W/L	SV	ERA
2/14	Hofstra*	1	3.0	3	3	3	1	5	1	0	1	0	0	0	0/0	0	9.00
2/22	Delaware*	1	2.0	4	2	0	2	5	0	0	0	0	0	0	0/0	0	5.40
3/3	at Southern Miss	0	0.2	0	0	0	1	1	0	0	0	0	0	0	0/0	0	4.76
3/7	Lipscomb	0	1.0	1	0	0	1	1	0	0	0	0	0	0	0/0	0	4.05
3/10	vs. Tulane*	1	2.1	3	2	2	2	3	1	0	0	0	0	0	0/0	0	5.00
3/14	at Arkansas	0	0.2	1	0	0	1	0	0	0	0	0	0	0	0/0	0	4.66
3/17	Jackson State	0	1.0	0	1	1	3	0	0	0	0	0	0	0	0/0	0	5.06
3/22	Vanderbilt	0	1.2	1	1	1	1	1	0	0	0	0	0	1	0/0	0	5.11
3/27	at Ole Miss*	1	4.2	2	1	1	0	3	1	0	1	0	0	0	0/0	0	4.24
4/3	Georgia*	1	2.0	4	5	3	2	2	1	0	1	0	0	0	0/1	0	5.21
4/12	Tennessee*	1	5.1	4	4	4	1	5	2	0	0	0	0	1	0/1	0	5.55
4/19	at South Carolina*	1	7.0	6	3	3	1	8	0	0	0	0	0	1	0/0	0	5.17
4/26	LSU*	1	2.0	4	3	3	1	2	1	0	1	0	0	1	0/0	0	5.67
5/3	at Texas*	1	2.0	1	4	4	3	1	0	0	0	0	0	1	0/0	0	6.37
TOTALS		9	35.1	34	29	25	17	37	7	0	4	0	0	5	0/2	0	6.37

CAREER PITCHING STATS

YEAR	ERA	W-L	APP	GS	CG	SHO	SV	IP	H	R	ER	BB	SO	BF	B/AVG	WP	HBP
2025	1.59	0-1	7	1	0	0	0	11.1	3	4	2	8	17	46	.081	0	1
2026	6.37	0-2	14	9	0	0	0	35.1	34	29	25	20	37	163	.248	0	5
TOTAL	5.21	0-3	21	10	0	0	0	46.2	37	33	27	28	54	209	.213	0	6



PITCHING STAFF PROFILES

11 DUKE STONE

RHP | R/R | SO. | 6-5 | 235
UVALDA, GA. / JEFF DAVIS HS

QUICK HITS

- SEC Co-Pitcher of the Week (April 20)
- Baseball America National Team of the Week (Week 10)
- 2026 Perfect Game Top 100 Sophomores (No. 56)
- 2025 First Year SEC Academic Honor Roll
- Won 17 state titles as a swimmer growing up

SINGLE GAME CAREER HIGHS

Innings	6.0	at South Carolina (4/18/26)
Strikeouts	12	at South Carolina (4/18/26)
Walks (Low)	0	8x Last: Tennessee (4/11/26)

MISCELLANEOUS STATS

	2026	CAREER GAMES
5+ Strikeout Games	9	9
10+ Strikeout Games	2	2
2 or Fewer Hits Allowed	3	3
Longest Scoreless Innings Stretch	6.1	6.1
Wins in a Row*	5	5

*no decisions do not break a streak

**designates as current

GAME-BY-GAME PITCHING STATS

DATE	OPP	GS	IP	H	R	ER	BB	SO	2B	3B	HR	WP	BK	HBP	W/L	SV	ERA
2/13	Hofstra	0	2.0	3	2	2	2	4	2	0	0	0	0	0	1/0	0	9.00
2/17	Troy*	1	4.0	1	1	1	0	6	0	1	0	0	0	2	0/0	0	4.50
2/22	Delaware	0	4.0	1	0	0	0	6	0	0	0	0	0	2	1/0	0	2.70
3/1	UCLA*	1	3.2	5	3	3	0	2	0	0	1	0	0	2	0/0	0	3.95
3/7	Lipscomb*	1	4.0	0	0	0	0	6	0	0	0	0	0	0	1/0	0	3.06
3/14	at Arkansas*	1	4.2	5	3	3	2	9	1	0	0	1	0	0	0/0	0	3.63
3/22	Vanderbilt*	1	4.0	6	6	3	1	4	0	0	4	0	0	0	1/0	0	4.10
3/29	Ole Miss*	1	5.2	4	1	1	7	8	0	0	0	2	0	0	1/0	0	3.66
4/4	Georgia*	1	4.0	5	2	2	3	10	1	0	0	0	0	0	0/0	0	3.75
4/11	Tennessee*	1	5.2	11	5	5	0	3	3	0	1	0	0	0	0/1	0	4.32
4/18	at South Carolina*	1	6.0	5	0	0	3	12	0	0	0	0	0	0	1/0	0	3.78
2/25	LSU*	1	4.2	7	7	7	3	3	3	0	2	1	0	0	0/0	0	4.64
5/2	at Texas*	1	5.0	5	1	1	1	5	1	0	1	0	0	1	0/0	0	4.40
5/8	Auburn*	1	4.2	7	4	4	2	7	1	0	0	0	0	1	0/0	0	4.65
TOTALS		12	62.0	65	35	32	24	85	12	1	9	4	0	8	6/1	0	4.65

CAREER PITCHING STATS

YEAR	ERA	W-L	APP	GS	CG	SHO	SV	IP	H	R	ER	BB	SO	BF	B/AVG	WP	HBP
2025	5.79	0-0	5	0	0	0	0	4.2	6	3	3	3	7	24	.316	3	1
2026	4.65	6-1	14	12	0	0	0	62.0	65	35	32	24	85	279	.269	4	8
TOTAL	4.73	6-1	19	12	0	0	0	66.2	71	38	35	27	92	303	.272	7	9

13 WILLIAM KIRK

LHP | L/L | R-FR. | 6-2 | 205
SADDLE RIVER, N.J. / VIRGINIA

QUICK HITS

- Underwent successful knee surgery on March 9 and will miss the remainder of the 2026 season.
- 2024 Gatorade New Jersey Baseball Player of the Year
- Tore his ACL and missed the entire 2025 season at Virginia

SINGLE GAME CAREER HIGHS

Innings	2.0	2x Last: Troy (2/17/26)
Strikeouts	3	Troy (2/17/26)
Walks (Low)	0	Hofstra (2/14/26)

MISCELLANEOUS STATS

	2026	CAREER GAMES
5+ Strikeouts	--	--
10+ Strikeouts	--	--
2 or Fewer Hits Allowed	2	2
Longest Scoreless Innings Stretch	3.1	3.1
Wins in a Row*	1**	1**

*no decisions do not break a streak

**designates as current

GAME-BY-GAME PITCHING STATS

DATE	OPP	GS	IP	H	R	ER	BB	SO	2B	3B	HR	WP	BK	HBP	W/L	SV	ERA
2/14	Hofstra	0	2.0	1	0	0	0	1	0	0	0	0	0	0	0/0	0	0.00
2/17	Troy	0	2.0	5	3	3	0	3	0	0	0	0	0	0	1/0	0	6.75
2/24	Austin Peay*	1	1.2	0	1	0	2	1	0	0	0	0	0	0	0/0	0	4.76
TOTALS		1	5.2	6	4	3	2	5	0	0	0	0	0	0	1/0	0	4.76

CAREER PITCHING STATS

YEAR	ERA	W-L	APP	GS	CG	SHO	SV	IP	H	R	ER	BB	SO	BF	B/AVG	WP	HBP
2025	--	--	--	--	--	--	--	--	--	--	--	--	--	--	--	--	--
2026	4.76	1-0	3	1	0	0	0	5.2	6	4	3	2	5	23	.300	0	0
TOTAL	4.76	1-0	3	1	0	0	0	5.2	6	4	3	2	5	23	.300	0	0

PITCHING STAFF PROFILES

16 BRADEN BOOTH

RHP | R/R | R-FR. | 6-2 | 200
MADISON, ALA. / BOB JONES HS

QUICK HITS

- 2025 First Year SEC Academic Honor Roll
- 2024 Alabama Gatorade Player of the Year
- Helped guide Bob Jones HS to a 7A state title and a 44-9 record in 2024
- 2024 Alabama Mr. Baseball
- 2024 Alabama High School Pitcher and Player of the Year
- 2023 7A First Team All-State infielder

SINGLE GAME CAREER HIGHS

Innings	1.0	2x Last: at Texas (5/3/26)
Strikeouts	1	Austin Peay (2/24/26)
Walks (Low)	0	3x Last: at Arkansas (3/13/26)

MISCELLANEOUS STATS

	2026	CAREER GAMES
5+ Strikeouts	--	--
10+ Strikeouts	--	--
2 or Fewer Hits Allowed	3	3
Longest Scoreless Innings Stretch	1.1**	1.1**
Wins in a Row*	--	--

*no decisions do not break a streak

**designates as current

GAME-BY-GAME PITCHING STATS

DATE	OPP	GS	IP	H	R	ER	BB	SO	2B	3B	HR	WP	BK	HBP	W/L	SV	ERA
2/24	Austin Peay	0	0.1	0	0	0	0	1	0	0	0	0	0	0	0/0	0	0.00
2/28	vs. Virginia Tech	0	1.0	3	3	3	0	0	0	0	3	0	0	0	0/0	0	20.25
3/13	at Arkansas	0	0.1	0	0	0	0	0	0	0	0	0	0	0	0/0	0	16.20
5/3	at Texas	0	1.0	0	0	0	2	0	0	0	0	0	0	0	0/0	0	10.13
TOTALS		0	2.2	3	3	3	2	1	0	0	3	0	0	0	0/0	0	10.13

CAREER PITCHING STATS

YEAR	ERA	W-L	APP	GS	CG	SHO	SV	IP	H	R	ER	BB	SO	BF	B/AVG	WP	HBP
2025																	
2026	10.13	0-0	4	0	0	0	0	2.2	3	3	3	2	1	13	.273	0	0
TOTAL	10.13	0-0	4	0	0	0	0	2.2	3	3	3	2	1	13	.273	0	0

17 PARKER RHODES

RHP | R/R | FR. | 6-1 | 185
GREENFIELD, IND. / GREENFIELD-CENTRAL HS

QUICK HITS

- Perfect Game Top 100 Freshmen (No. 23)
- D1Baseball Top 100 Freshmen (No. 36)
- Ranked as the No. 4 right-handed pitcher and eighth overall prospect in Indiana by Perfect Game
- Rated as the No. 110 prospect in the 2025 MLB Draft by ESPN

SINGLE GAME CAREER HIGHS

Innings	2.0	3x Last: Nicholls (5/5/26)
Strikeouts	5	Nicholls (5/5/26)
Walks (Low)	0	5x Last: Auburn (5/9/26)

MISCELLANEOUS STATS

	2026	CAREER GAMES
5+ Strikeouts	1	1
10+ Strikeouts	--	--
2 or Fewer Hits Allowed	9	9
Longest Scoreless Innings Stretch	9.2	9.2
Wins in a Row*	1**	1**

*no decisions do not break a streak

**designates as current

GAME-BY-GAME PITCHING STATS

DATE	OPP	GS	IP	H	R	ER	BB	SO	2B	3B	HR	WP	BK	HBP	W/L	SV	ERA
2/18	Alcorn State	0	1.0	0	0	0	1	2	0	0	0	1	0	0	0/0	0	0.00
2/22	Delaware	0	0.1	1	1	1	1	0	0	0	0	1	0	1	0/0	0	6.75
3/3	at Southern Miss	0	2.0	0	0	0	2	0	0	0	0	0	0	0	0/0	0	2.70
3/7	Lipscomb	0	1.0	0	0	0	0	1	0	0	0	0	0	0	0/0	0	2.08
3/17	Jackson State	0	2.0	0	0	0	0	1	0	0	0	0	0	1	1/0	0	1.42
3/24	Southern Miss	0	1.0	1	0	0	0	3	0	0	0	0	0	0	0/0	0	1.23
3/31	Grambling	0	1.0	1	0	0	1	0	0	0	0	0	0	0	0/0	0	1.08
5/3	at Texas	0	0.2	0	0	0	0	1	0	0	0	0	0	0	0/0	0	1.00
5/5	Nicholls	0	2.0	2	0	0	1	5	0	0	0	1	0	0	0/0	0	0.82
5/9	Auburn	0	0.1	3	3	3	0	0	0	0	1	0	0	0	0/0	0	3.18
TOTALS		0	11.1	8	4	4	6	13	0	0	1	3	0	2	1/0	0	3.18

CAREER PITCHING STATS

YEAR	ERA	W-L	APP	GS	CG	SHO	SV	IP	H	R	ER	BB	SO	BF	B/AVG	WP	HBP
2026	3.18	1-0	10	0	0	0	0	11.1	8	4	4	6	13	48	.205	3	2
TOTAL	3.18	1-0	10	0	0	0	0	11.1	8	4	4	6	13	48	.205	3	2



20 MADDOX MILLER

LHP | L/L | FR. | 6-4 | 185
HATTIESBURG, MISS. / OAK GROVE HS

QUICK HITS

- 2026 Perfect Game Top 100 Freshmen (No. 25)
- 2026 D1Baseball Top 100 Freshmen (No. 44)
- No. 2 left-handed pitcher and the No. 9 overall prospect in Mississippi by Perfect Game ...
- Was named to the Dandy Dozen by The Clarion Ledger
- Father, Matt, was a sidearm at Mississippi Delta Community College and Delta State pitched in relief in 100 MLB games with the Colorado Rockies and Cleveland Indians from 2003-07

SINGLE GAME CAREER HIGHS

Innings	2.0	7x Last: at Texas (5/1/26)
Strikeouts	4	2x Last: Memphis (4/21/26)
Walks (Low)	0	9x Last: LSU (4/24/26)

MISCELLANEOUS STATS

	2026	CAREER GAMES
5+ Strikeouts	--	--
10+ Strikeouts	--	--
2 or Fewer Hits Allowed	15	15
Longest Scoreless Innings Stretch	13.2**	11.2**
Wins in a Row*	3**	3**

*no decisions do not break a streak

**designates as current

GAME-BY-GAME PITCHING STATS

DATE	OPP	GS	IP	H	R	ER	BB	SO	2B	3B	HR	WP	BK	HBP	W/L	SV	ERA
2/18	Alcorn State	0	1.0	0	0	0	0	3	0	0	0	0	0	0	1/0	0	0.00
2/22	Delaware	0	1.0	0	0	0	0	2	0	0	0	0	0	0	0/0	0	0.00
2/27	vs. Arizona State	0	2.0	3	3	3	0	3	1	0	2	1	0	0	0/0	0	6.75
3/3	at Southern Miss	0	0.2	2	2	2	0	2	1	0	0	2	0	0	0/1	0	9.64
3/10	Tulane	0	2.0	1	0	0	1	4	0	0	0	1	0	0	0/0	0	6.75
3/13	at Arkansas	0	0	1	1	1	0	0	0	0	1	0	0	0	0/1	0	8.10
3/17	Jackson State*	1	2.0	1	0	0	1	3	0	0	0	0	0	0	0/0	0	6.23
3/24	Southern Miss	0	1.0	3	0	0	0	3	0	0	0	0	0	0	0/0	0	5.59
3/28	at Ole Miss	0	2.0	2	0	0	1	3	0	0	0	0	0	0	0/0	0	4.63
4/4	Georgia	0	1.0	1	0	0	0	1	0	0	0	0	0	0	0/0	0	4.26
4/7	UAB	0	0.2	0	0	0	0	1	0	0	0	0	0	1	0/0	0	4.05
4/14	Samford	0	2.0	0	0	0	1	1	0	0	0	0	0	0	1/0	0	3.52
4/21	Memphis	0	2.0	1	0	0	1	4	0	0	0	1	0	0	1/0	0	3.12
4/24	LSU	0	1.2	2	0	0	0	2	0	0	0	0	0	2	0/0	0	2.84
4/28	vs Ole Miss	0	1.1	1	0	0	2	2	0	0	0	0	0	0	1/0	0	2.66
5/1	at Texas	0	2.0	1	0	0	1	3	0	0	0	1	0	0	0/0	0	2.42
5/8	Auburn	0	1.1	1	0	0	2	2	0	0	0	1	0	0	0/0	0	2.28
TOTALS		1	23.2	20	6	6	10	39	2	0	3	7	0	3	4/2	0	2.28

CAREER PITCHING STATS

YEAR	ERA	W-L	APP	GS	CG	SHO	SV	IP	H	R	ER	BB	SO	BF	B/AVG	WP	HBP
2026	2.42	4-2	17	1	0	0	0	23.2	20	6	6	10	39	102	.233	7	3
TOTAL	2.28	4-2	17	1	0	0	0	23.2	20	6	6	10	39	102	.233	7	3

PITCHING STAFF PROFILES

24 JACK BAUER

LHP | L/L | FR. | 6-4 | 195
FRANKFORT, ILL. / LINCOLN WAY EAST HS

QUICK HITS

- 2026 Baseball America Preseason Freshman of the Year
- 2026 Perfect Game Top 100 Freshman (No. 1)
- 2026 D1Baseball Top 100 Freshmen (No. 1)
- Threw the fastest recorded pitch in history by a prep pitcher at 103 MPH
- Ranked as the No. 2 left-handed pitcher and the No. 21 overall recruit in the nation by Perfect Game
- Rated as the No. 44 prospect in the 2025 draft by MLB.com.
- Father, Steve, played football at the University of Illinois
- Named after Kiefer Sutherland's character in the popular TV show "24"

SINGLE GAME CAREER HIGHS

Innings	3.2	LSU (4/25/26)
Strikeouts	8	LSU (4/25/26)
Walks (Low)	0	6x Last: LSU (4/25/26)

MISCELLANEOUS STATS

	2026	CAREER GAMES
5+ Strikeouts	1	1
10+ Strikeouts	--	--
2 or Fewer Hits Allowed	9	9
Longest Scoreless Innings Stretch	5.1	5.1
Wins in a Row*	4**	4**

*no decisions do not break a streak

**designates as current

GAME-BY-GAME PITCHING STATS

DATE	OPP	GS	IP	H	R	ER	BB	SO	2B	3B	HR	WP	BK	HBP	W/L	SV	ERA
2/17	Troy	0	1.1	1	2	2	3	3	0	0	0	1	0	0	0/0	0	13.50
2/24	Austin Peay	0	0.2	2	0	0	1	2	0	0	0	0	0	0	0/0	0	9.00
2/28	vs. Virginia Tech	0	0.0	3	3	3	0	0	0	0	1	1	0	0	0/0	0	22.50
3/24	Southern Miss	0	1.1	0	0	0	0	1	0	0	0	0	0	0	1/0	0	13.50
3/31	Grambling	0	1.1	0	0	0	0	3	0	0	0	0	0	0	1/0	0	9.64
4/2	Georgia	0	2.1	2	0	0	2	2	0	0	0	1	0	0	0/0	0	6.43
4/10	Tennessee	0	1.0	2	1	1	0	2	0	0	0	1	0	1	0/0	0	6.75
4/21	Memphis	0	2.0	1	1	1	0	1	0	0	1	0	0	0	0/0	0	6.30
4/25	LSU	0	3.2	3	1	1	0	8	0	0	1	1	0	0	1/0	0	5.27
5/2	at Texas	0	2.1	1	0	0	4	3	0	0	0	0	0	0	1/0	0	4.50
5/7	Auburn	0	2.1	0	0	0	0	2	0	0	0	0	0	0	0/0	0	3.93
5/9	Auburn	0	0.2	2	3	3	2	0	0	0	0	0	0	0	0/0	0	5.21
TOTALS		0	19.0	17	11	11	12	27	0	3	5	0	1	4/0	0	5.21	

CAREER PITCHING STATS

YEAR	ERA	W-L	APP	GS	CG	SHO	SV	IP	H	R	ER	BB	SO	BF	B/AVG	WP	HBP
2026	5.21	4-0	12	0	0	0	0	19.0	17	11	11	12	27	88	.227	5	1
TOTAL	5.21	4-0	12	0	0	0	0	19.0	17	11	11	12	27	88	.227	5	1

25 CHRIS BILLINGSLEY JR.

RHP | R/R | JR. | 6-4 | 205
BRENT, ALA. / EAST CENTRAL (MISS.) CC

QUICK HITS

- Was a pitcher and outfielder during his two seasons at East Central Community College

SINGLE GAME CAREER HIGHS

Innings	3.2	UAB (4/7/26)
Strikeouts	2	6x Last: Nicholls (5/5/26)
Walks (Low)	0	8x Last: vs Ole Miss (4/28/26)

	2026	CAREER GAMES
5+ Strikeouts	--	--
10+ Strikeouts	--	--
2 or Fewer Hits Allowed	15	15
Longest Scoreless Innings Stretch	6.2	6.2
Wins in a Row*	1**	1**

*no decisions do not break a streak

**designates as current

GAME-BY-GAME PITCHING STATS

DATE	OPP	GS	IP	H	R	ER	BB	SO	2B	3B	HR	WP	BK	HBP	W/L	SV	ERA
2/14	Hofstra	0	1.1	1	2	2	3	0	0	0	0	0	0	0	0/0	0	13.50
2/17	Troy	0	0.0	2	1	1	0	0	0	0	0	0	0	0	0/0	0	20.25
2/24	Austin Peay	0	1.1	0	0	0	0	1	0	0	0	0	0	0	1/0	0	10.13
3/1	vs. UCLA	0	0.2	1	1	1	0	0	1	0	1	0	0	0	0/0	0	10.80
3/6	Lipscomb	0	2.0	3	2	1	0	2	0	0	1	0	0	0	0/0	0	8.44
3/10	vs. Tulane	0	1.0	0	0	0	0	0	0	0	0	0	0	0	0/0	0	7.11
3/14	at Arkansas	0	0.1	1	2	0	3	1	0	0	0	0	0	0	0/0	0	6.75
3/24	Southern Miss*	1	2.0	2	0	0	0	2	1	0	0	0	0	0	0/0	0	5.19
3/31	Grambling*	1	2.0	0	0	0	1	2	0	0	0	0	0	0	0/0	0	4.22
4/2	Georgia	0	0.1	0	0	0	0	1	0	0	0	0	0	0	0/0	0	4.09
4/7	UAB*	1	3.2	2	2	2	0	2	1	0	1	0	0	1	0/0	0	4.30
4/14	at Samford*	1	3.0	2	1	1	1	2	0	1	0	0	0	0	0/0	0	4.08
4/18	at South Carolina	0	1.0	0	0	0	1	1	0	0	0	0	0	0	0/0	0	3.86
4/24	LSU	0	0.2	0	0	0	0	0	0	0	0	0	0	0	0/0	0	3.72
4/26	LSU	0	1.0	1	2	2	1	1	0	0	1	0	0	0	0/0	0	4.43
4/28	vs Ole Miss	0	0	2	1	1	0	0	1	0	0	0	0	1	0/0	0	4.87
5/5	Nicholls*	1	3.1	6	5	5	2	2	0	0	1	0	0	0	0/0	0	6.08
TOTALS		5	23.2	23	19	16	14	17	3	2	4	1	0	2	1/0	0	6.08

CAREER PITCHING STATS

YEAR	ERA	W-L	APP	GS	CG	SHO	SV	IP	H	R	ER	BB	SO	BF	B/AVG	WP	HBP
2026	6.08	1-0	17	5	0	0	0	23.2	23	19	16	14	17	109	.250	1	2
TOTAL	6.08	1-0	17	5	0	0	0	23.2	23	19	16	14	17	109	.250	1	2



PITCHING STAFF PROFILES

28 RYAN MCPHERSON

RHP | R/R | SO. | 6-3 | 205
HOLLYWOOD, FLA / NORTH BROWARD PREP

QUICK HITS

- 2026 Perfect Game Top 100 Sophomores (No. 24)
- 2026 D1Baseball Top 200 Starting Pitchers (No. 38)
- 2025 USA Baseball Collegiate National Team
- 2025 First Year SEC Academic Honor Roll

SINGLE GAME CAREER HIGHS

Innings	7.0	vs Arizona State (2/27/26)
Strikeouts	11	Delaware (2/20/26)
Walks (Low)	0	14x Last: Auburn (5/9/26)

MISCELLANEOUS STATS

	2026	CAREER GAMES
5+ Strikeouts	4	4
10+ Strikeouts	1	1
2 or Fewer Hits Allowed	2	19
Longest Scoreless Innings Stretch	6.2	6.2
Wins in a Row*	3	3

*no decisions do not break a streak

**designates as current

GAME-BY-GAME PITCHING STATS

DATE	OPP	GS	IP	H	R	ER	BB	SO	2B	3B	HR	WP	BK	HBP	W/L	SV	ERA
2/13	Hofstra*	1	4.0	6	2	2	0	4	1	0	0	0	0	0	0/0	0	4.50
2/22	Delaware*	1	6.0	4	2	1	1	11	1	0	0	0	0	1	1/0	0	2.70
2/27	vs Arizona State*	1	7.0	4	1	1	3	5	1	0	0	0	0	0	1/0	0	2.12
3/5	Lipscomb*	1	6.0	5	1	1	1	8	1	0	0	0	0	0	1/0	0	1.96
3/13	at Arkansas*	1	6.0	5	4	3	0	8	1	0	1	1	0	0	0/0	0	2.48
3/20	Vanderbilt*	1	4.0	2	1	1	1	4	1	0	0	1	0	0	0/0	0	2.45
5/9	Auburn*	1	1.1	2	2	1	0	0	0	0	1	0	0	0	0/1	0	2.62
TOTALS		7	34.1	28	13	19	6	40	6	0	2	2	0	1	3/1	0	2.62

CAREER PITCHING STATS

YEAR	ERA	W-L	APP	GS	CG	SHO	SV	IP	H	R	ER	BB	SO	BF	B/AVG	WP	HBP
2025	4.12	4-1	20	2	0	0	3	39.1	28	22	18	15	56	170	.190	3	5
2026	2.62	3-1	7	7	0	0	0	34.1	28	13	10	6	40	137	.217	2	1
TOTAL	3.42	7-2	27	9	0	0	3	73.2	56	35	28	21	96	307	.203	5	6



29 MADDOX WEBB

RHP | R/R | JR. | 6-2 | 195
SUMMERVILLE, S.C. / THE CITADEL

QUICK HITS

- 2026 NCBWA Stopper of the Year Presason Watch List
- 2025 All-SoCon First Team
- Father, Colt, played football and competed in track and field at Indiana State

SINGLE GAME CAREER HIGHS

Innings	5.0	at Samford (4/11/25)*
Strikeouts	8	at Samford (4/11/25)*
Walks (Low)	0	17x Last: LSU (4/25/26)

*Career Highs from The Citadel

MISCELLANEOUS STATS

	2026	CAREER GAMES
5+ Strikeouts	--	2
10+ Strikeouts	--	--
2 or Fewer Hits Allowed	18	53
Longest Scoreless Innings Stretch	9.0	11.0*
Wins in a Row*	1**	1**

*no decisions do not break a streak

**designates as current

*Statistics from The Citadel

GAME-BY-GAME PITCHING STATS

DATE	OPP	GS	IP	H	R	ER	BB	SO	2B	3B	HR	WP	BK	HBP	W/L	SV	ERA
2/14	Hofstra	0	1.0	1	0	0	0	3	0	0	0	0	0	1	0/0	1	0.00
2/17	Troy	0	0.2	1	0	0	0	0	0	0	0	0	0	0	0/0	0	0.00
2/22	Delaware	0	1.0	1	0	0	0	1	0	0	0	0	0	0	0/0	0	0.00
3/1	vs UCLA	0	1.1	0	0	0	0	0	0	0	0	0	0	0	0/0	0	0.00
3/3	at Southern Miss	0	1.0	0	0	0	0	2	0	0	0	0	0	0	0/0	0	0.00
3/5	Lipscomb	0	1.1	5	2	2	1	3	2	0	0	0	0	0	0/0	0	2.84
3/10	vs. Tulane	0	0.0	1	0	0	0	0	0	0	0	0	0	0	0/0	0	2.84
3/14	at Arkansas	0	1.1	0	0	0	0	2	0	0	0	0	0	0	0/0	0	2.35
3/20	Vanderbilt	0	1.0	0	0	0	3	1	0	0	0	0	0	0	0/0	0	2.08
3/24	Southern Miss	0	0.2	0	0	0	0	1	0	0	0	0	0	0	0/0	0	1.93
3/27	at Ole Miss	0	1.0	0	0	0	0	2	0	0	0	0	0	0	0/0	0	1.74
3/28	at Ole Miss	0	1.0	0	0	0	1	1	0	0	0	0	0	0	0/0	0	1.59
4/4	Georgia	0	2.0	4	3	3	1	2	1	0	1	1	0	0	0/1	0	3.38
4/7	UAB	0	1.0	0	0	0	1	2	0	0	0	0	0	1	0/0	0	3.14
4/10	Tennessee	0	0.2	0	0	0	1	1	0	0	0	0	0	0	0/0	0	3.00
4/19	at South Carolina	0	2.2	0	0	0	1	3	0	0	0	0	0	0	1/0	0	2.55
4/21	Memphis	0	0.2	0	0	0	0	1	0	0	0	0	0	0	0/0	1	2.45
4/24	LSU	0	1.1	1	0	0	1	1	0	0	0	0	0	1	0/0	0	2.29
4/25	LSU	0	0.2	1	0	0	0	0	0	0	0	0	0	0	0/0	1	2.21
4/26	LSU	0	1.0	0	0	0	1	0	0	0	0	0	0	0	0/0	0	2.11
5/2	at Texas	0	0.2	2	3	3	3	0	0	0	1	0	0	0	0/0	0	3.27
5/9	Auburn	0	1.1	4	2	2	1	2	1	0	0	0	1	0	0/0	0	3.86
TOTALS		0	23.1	21	10	10	15	28	4	0	2	1	1	3	1/1	3	3.86

CAREER PITCHING STATS

YEAR	ERA	W-L	APP	GS	CG	SHO	SV	IP	H	R	ER	BB	SO	BF	B/AVG	WP	HBP
2024*	5.18	0-1	22	0	0	0	2	24.1	20	16	14	21	22	116	.233	3	5
2025*	4.04	4-1	24	1	0	0	5	55.2	54	30	25	34	61	259	.256	8	7
2026	3.86	1-1	22	0	0	0	3	23.1	21	10	10	15	28	109	.233	1	3
TOTAL	4.27	5-3	68	1	0	0	10	103.1	95	56	49	70	111	484	.241	12	15

*Statistics from The Citadel



PITCHING STAFF PROFILES

30 JACKSON LOGAR

RHP | R/R | JR. | 6-0 | 215
MEDFORD, N.J. / JAMES MADISON

QUICK HITS

- D1Baseball Top 50 Transfer Pitchers (No. 39)

SINGLE GAME CAREER HIGHS

Innings	7.0	Troy (4/1/25)*
Strikeouts	12	Georgia Southern (5/22/24)*
Walks (Low)	0	8x Last: Marshall (5/11/24)*

*Statistics from James Madison

MISCELLANEOUS STATS

	2026	CAREER GAMES
5+ Strikeouts	--	9
10+ Strikeouts	--	1
2 or Fewer Hits Allowed	1	21
Longest Scoreless Innings Stretch	1.0**	10.1*
Wins in a Row*	--	2

*no decisions do not break a streak

**designates as current

*Statistics from James Madison

GAME-BY-GAME PITCHING STATS

DATE	OPP	GS	IP	H	R	ER	BB	SO	2B	3B	HR	WP	BK	HBP	W/L	SV	ERA
2/18	Alcorn State	0	1.0	0	0	0	1	3	0	0	0	1	0	0	0/0	0	0.00
TOTALS		0	1.0	0	0	0	1	3	0	0	0	1	0	0	0/0	0	0.00

CAREER PITCHING STATS

YEAR	ERA	W-L	APP	GS	CG	SHO	SV	IP	H	R	ER	BB	SO	BF	B/AVG	WP	HBP
2024*	5.19	0-0	22	2	0	0	2	43.1	42	31	25	24	43	199	.255	4	8
2025*	3.53	4-5	15	14	0	0	0	74.0	50	38	29	41	72	336	.197	4	30
2026	0.00	0-0	1	0	0	0	0	1.0	0	0	0	1	3	4	.000	1	0
TOTAL	4.11	4-5	38	16	0	0	2	118.1	92	69	54	66	118	539	.150	9	38

*Statistics from James Madison

32 PEYTON FOWLER

RHP | R/R | JR. | 6-3 | 195
GLUCKSTADT, MISS. / MERIDIAN CC

QUICK HITS

- Father, Brad, played basketball at Belhaven
- Mother, Julie, played basketball and cheered at Hinds Community College
- Cousin, Bryce Fowler, plays outfield at Alabama

SINGLE GAME CAREER HIGHS

Innings	1.1	Georgia (4/2/26)
Strikeouts	4	vs Ole Miss (4/28/26)
Walks (Low)	0	2x Last: LSU (4/26/26)

MISCELLANEOUS STATS

	2026	CAREER GAMES
5+ Strikeouts	--	--
10+ Strikeouts	--	--
2 or Fewer Hits Allowed	7	7
Longest Scoreless Innings Stretch	6.0	6.0
Wins in a Row*	1**	1**

*no decisions do not break a streak

**designates as current

GAME-BY-GAME PITCHING STATS

DATE	OPP	GS	IP	H	R	ER	BB	SO	2B	3B	HR	WP	BK	HBP	W/L	SV	ERA
3/31	Grambling	0	1.0	1	0	0	1	2	0	0	0	0	0	0	0/0	0	0.00
4/2	Georgia	0	1.1	0	0	0	3	2	0	0	0	0	0	0	0/0	0	0.00
4/10	Tennessee	0	1.0	0	0	0	3	0	0	0	0	0	0	0	0/0	0	0.00
4/14	at Samford	0	1.0	1	0	0	0	0	0	0	0	0	0	0	0/0	0	0.00
4/26	LSU	0	0.1	0	0	0	0	0	0	0	0	0	0	0	1/0	0	0.00
4/28	vs Ole Miss	0	1.1	0	2	2	1	4	0	0	0	0	0	2	0/0	0	3.00
5/3	at Texas	0	0.1	0	0	0	1	1	0	0	0	0	0	0	0/0	0	2.84
TOTALS		0	6.1	2	2	2	6	12	0	0	0	0	0	2	1/0	0	2.84

CAREER PITCHING STATS

YEAR	ERA	W-L	APP	GS	CG	SHO	SV	IP	H	R	ER	BB	SO	BF	B/AVG	WP	HBP
2026	2.84	1-0	7	0	0	0	0	6.1	2	2	2	6	12	30	.091	0	2
TOTAL	2.84	1-0	7	0	0	0	0	6.1	2	2	2	6	12	30	.091	0	2

35 BEN DAVIS

RHP | R/R | SR. | 6-4 | 230
BOONEVILLE, MISS. / ITAWAMBA CC

QUICK HITS

- 2026 NCBWA Stopper of the Year Midseason Watch List
- 2026 Perfect Game Top 100 Seniors (No. 82)
- 2026 D1Baseball Top 150 Relief Pitchers (No. 11)
- 2026 NCBWA Stopper of the Year Preseason Watch List

SINGLE GAME CAREER HIGHS

Innings	6.0	Queens (3/8/25)
Strikeouts	6	South Carolina (4/4/25)
Walks (Low)	0	19x Last: Auburn (5/8/26)

MISCELLANEOUS STATS

	2026	CAREER GAMES
5+ Strikeouts	3	7
10+ Strikeouts	--	14
2 or Fewer Hits Allowed	13	23
Longest Scoreless Innings Stretch	6.0	6.0
Wins in a Row*	--	3

*no decisions do not break a streak

**designates as current

GAME-BY-GAME PITCHING STATS

DATE	OPP	GS	IP	H	R	ER	BB	SO	2B	3B	HR	WP	BK	HBP	W/L	SV	ERA
2/13	Hofstra	0	3.0	1	1	1	0	5	1	0	0	0	0	1	0/0	1	3.00
2/22	Delaware	0	1.0	0	0	0	0	2	0	0	0	0	0	0	0/0	0	2.25
3/1	vs UCLA	0	3.1	2	4	4	1	2	0	0	1	0	0	4	0/1	0	6.14
3/5	Lipscomb	0	1.2	2	0	0	0	2	0	0	0	0	0	0	0/0	1	5.00
3/10	vs. Tulane	0	0	0	0	0	0	0	0	0	0	0	0	0	0/0	0	4.50
3/14	at Arkansas	0	2.0	4	2	2	0	4	1	1	0	0	0	0	0/0	0	5.25
3/20	Vanderbilt	0	2.2	1	1	1	1	3	1	0	0	0	0	0	0/0	1	4.91
3/27	at Ole Miss	0	0.1	1	3	3	2	1	0	0	1	0	0	0	0/0	0	6.60
3/29	at Ole Miss	0	2.1	2	0	0	1	4	1	0	0	0	0	0	0/0	0	5.71
4/3	Georgia	0	1.2	3	1	0	0	2	0	0	0	0	0	0	0/0	0	5.21
4/4	Georgia	0	2.0	1	0	0	0	2	0	0	0	0	0	0	0/0	0	4.71
4/7	UAB	0	1.0	1	0	0	0	0	0	0	0	0	0	1	0/0	1	4.50
4/12	Tennessee	0	3.2	5	3	3	0	4	1	0	0	1	0	0	0/0	0	4.91
4/17	at South Carolina	0	2.1	2	0	0	1	3	0	0	0	0	0	0	0/0	1	4.50
4/19	at South Carolina	0	1.1	2	0	0	0	1	0	0	0	2	0	0	0/0	0	4.30
4/24	LSU	0	2.2	2	1	1	1	5	0	0	0	0	0	0	0/0	0	4.22
4/26	LSU	0	2.0	1	0	0	0	2	0	0	0	0	0	0	0/0	0	3.97
5/2	at Texas	0	0.1	0	0	0	1	0	0	0	0	0	0	0	0/0	0	3.93
5/8	Auburn	0	3.0	2	1	1	0	5	0	0	1	0	0	1	0/1	0	3.86
TOTALS		0	37.1	32	17	16	8	47	5	1	3	3	0	7	0/2	5	3.86

CAREER PITCHING STATS

YEAR	ERA	W-L	APP	GS	CG	SHO	SV	IP	H	R	ER	BB	SO	BF	B/AVG	WP	HBP
2025	3.77	4-2	23	4	0	0	1	57.1	52	33	24	24	61	254	.236	5	3
2026	3.86	0-2	19	0	0	0	5	37.1	32	17	16	8	47	157	.230	3	7
TOTAL	3.80	4-4	42	4	0	0	6	94.2	84	50	40	32	108	411	.234	8	10



36 TYLER PITZER

RHP | L/R | JR. | 6-3 | 205
MCDONALD, PENN. / SOUTH CAROLINA

QUICK HITS

- 2026 D1Baseball Top 50 Transfer Pitchers (No. 19)
- 2026 D1Baseball Top 150 MLB Draft Prospect (No. 93)
- 2025 SEC Spring Academic Honor Roll
- 2025 Cape Cod League Pitcher of the Year
- SEC Freshman of the Week (March 25, 2024)
- 2024 First-Year SEC Academic Honor Roll

SINGLE GAME CAREER HIGHS

Innings	6.1	vs. Vanderbilt (3/24/24)*
Strikeouts	9	vs. Vanderbilt (3/24/24)*
Walks (Low)	0	17x Last: Memphis (4/21/26)

*Career-highs from South Carolina

MISCELLANEOUS STATS

	2026	CAREER GAMES
5+ Strikeouts	--	7
10+ Strikeouts	--	--
2 or Fewer Hits Allowed	12	39
Longest Scoreless Innings Stretch	5.2	13.2*
Wins in a Row*	1	2*

*no decisions do not break a streak

**designates as current

*Statistics from South Carolina

GAME-BY-GAME PITCHING STATS

DATE	OPP	GS	IP	H	R	ER	BB	SO	2B	3B	HR	WP	BK	HBP	W/L	SV	ERA
2/18	Alcorn State*	1	2.0	1	0	0	0	3	0	0	0	0	0	0	0/0	0	0.00
2/22	Delaware	0	0.2	0	0	0	1	1	0	0	0	0	0	0	0/0	1	0.00
3/1	vs UCLA	0	0.1	0	0	0	1	0	0	0	0	0	0	0	0/0	0	0.00
3/6	Lipscomb	0	2.0	1	0	0	0	4	0	0	0	0	0	0	1/0	0	0.00
3/14	at Arkansas	0	0.2	1	2	2	1	1	0	0	0	0	0	0	0/1	0	3.18
3/17	Jackson State	0	1.0	0	0	0	0	0	0	0	0	0	0	0	0/0	0	2.70
3/22	Vanderbilt	0	1.1	1	0	0	0	1	0	0	0	0	0	0	0/0	0	2.25
3/27	at Ole Miss	0	2.0	0	0	0	0	4	0	0	0	0	0	0	1/0	0	1.80
4/2	Georgia	0	2.0	1	1	1	1	4	1	0	0	1	0	0	0/0	0	2.25
4/4	Georgia	0	0.1	0	0	0	0	0	0	0	0	0	0	0	0/0	0	2.19
4/7	UAB	0	1.0	2	0	0	1	2	0	0	0	0	0	0	0/0	0	2.03
4/10	Tennessee	0	0.1	1	2	2	1	0	0	0	0	0	0	0	0/1	0	3.29
4/14	at Samford	0	1.0	0	0	0	0	1	0	0	0	0	0	0	0/0	0	3.07
4/21	Memphis*	1	1.1	5	1	1	0	1	1	0	0	0	0	0	0/0	0	3.38
4/28	vs Ole Miss	0	1.1	0	0	0	2	1	0	0	0	0	0	0	0/0	0	3.12
5/3	at Texas	0	2.1	2	1	2	3	1	0	0	0	0	0	0	0/0	0	3.20
5/9	Auburn	0	0.2	0	0	0	0	0	0	0	0	0	0	0	0/0	0	3.10
TOTALS		2	20.1	15	7	7	10	26	3	0	0	1	0	0	2/2	1	3.10

CAREER PITCHING STATS

YEAR	ERA	W-L	APP	GS	CG	SHO	SV	IP	H	R	ER	BB	SO	BF	B/AVG	WP	HBP
2024*	4.74	4-1	19	6	0	0	1	43.2	42	26	23	21	57	195	.249	4	4
2025*	6.99	4-0	19	2	0	0	1	28.1	31	25	22	28	32	146	.292	2	6
2026	3.10	2-2	17	2	0	0	1	20.1	15	7	7	10	26	84	.205	1	0
TOTAL	5.07	10-3	55	10	0	0	3	92.1	88	58	52	59	115	425	.249	7	10

*Statistics from South Carolina

37 BRENDAN SWEENEY

RHP | R/R | SR. | 6-7 | 210
EDMOND, OKLA. / SOUTH CAROLINA

QUICK HITS

- 2025 SEC First-Year Academic Honor Roll
- Father, Steve, played baseball for Northeastern Oklahoma A&M
- Brother, Connor, played at Cowley Community College and Central Oklahoma

SINGLE GAME CAREER HIGHS

Innings	3.2	Hofstra (2/14/26)
Strikeouts	5	Hofstra (2/14/26)
Walks (Low)	0	22x Last: at Texas (5/3/26)

*Career-highs from South Carolina

MISCELLANEOUS STATS

	2026	CAREER GAMES
5+ Strikeouts	1	1
10+ Strikeouts	--	--
2 or Fewer Hits Allowed	9	27
Longest Scoreless Innings Stretch	4.1	8.2*
Wins in a Row*	--	1*

*no decisions do not break a streak

**designates as current

*Career-highs from South Carolina

GAME-BY-GAME PITCHING STATS

DATE	OPP	GS	IP	H	R	ER	BB	SO	2B	3B	HR	WP	BK	HBP	W/L	SV	ERA
2/14	Hofstra	0	3.2	2	1	1	0	5	0	0	1	0	0	0	0/0	1	2.45
2/22	Delaware	0	2.0	1	0	0	1	1	0	0	0	0	0	0	0/0	0	1.59
2/28	at Virginia Tech	0	1.2	1	0	0	0	3	0	0	0	0	0	0	0/0	0	1.23
3/3	at Southern Miss*	1	1.2	3	4	3	2	2	2	0	1	0	0	0	0/0	0	4.00
3/10	vs. Tulane	0	0.2	3	3	3	0	0	1	0	0	0	0	0	0/0	0	6.52
3/14	at Arkansas	0	0.1	0	0	0	0	0	0	0	0	0	0	0	0/0	0	6.30
3/17	Jackson State	0	1.0	0	0	0	0	1	0	0	0	0	0	0	0/0	0	5.73
3/21	Vanderbilt	0	2.0	1	0	0	1	3	1	0	0	0	0	0	0/0	0	4.85
3/28	at Ole Miss	0	1.0	1	1	1	1	1	0	0	0	0	0	0	1	0/0	5.14
3/31	Grambling	0	1.0	0	0	0	0	1	0	0	0	0	0	0	0/0	0	4.80
4/4	Georgia	0	0.1	3	3	3	0	0	0	0	2	0	0	0	0/0	0	6.46
4/28	vs Ole Miss*	1	3.0	2	0	0	1	4	0	0	0	0	0	0	0/0	0	5.40
5/3	at Texas	0	1.2	4	2	2	0	1	2	1	0	0	0	0	0/0	0	5.85
TOTALS		2	20.0	21	14	13	6	22	6	1	4	0	0	1	0/0	1	5.85

CAREER PITCHING STATS

YEAR	ERA	W-L	APP	GS	CG	SHO	SV	IP	H	R	ER	BB	SO	BF	B/AVG	WP	HBP
2025*	8.53	1-3	23	1	0	0	6	25.1	32	26	24	13	34	126	.291	3	2
2026	5.85	1-0	13	2	0	0	1	20.0	21	14	13	6	22	85	.269	0	1
TOTAL	7.35	2-3	36	3	0	0	7	45.1	53	40	37	19	56	211	.280	3	3

*Statistics from South Carolina

39 PATRICK SPENCER JR.

RHP | R/R | R-SO. | 6-3 | 215
GREENVILLE, MISS. / PEARL RIVER CC

QUICK HITS

-Ranked as Prep Baseball Report's No. 3 JUCO prospect and Perfect Game's No. 6 JUCO prospect

SINGLE GAME CAREER HIGHS

Innings	--	--
Strikeouts	--	--
Walks (Low)	--	--

MISCELLANEOUS STATS

	2026	CAREER GAMES
5+ Strikeouts	--	--
10+ Strikeouts	--	--
2 or Fewer Hits Allowed	--	--
Longest Scoreless Innings Stretch	--	--
Wins in a Row*	--	--

*no decisions do not break a streak

**designates as current

GAME-BY-GAME PITCHING STATS

DATE	OPP	GS	IP	H	R	ER	BB	SO	2B	3B	HR	WP	BK	HBP	W/L	SV	ERA
TOTALS			0.0	0	0	0	0	0	0	0	0	0	0	0	-/-	0	0.00

CAREER PITCHING STATS

YEAR	ERA	W-L	APP	GS	CG	SHO	SV	IP	H	R	ER	BB	SO	BF	B/AVG	WP	HBP
2026																	
TOTAL	0.00	0-0	0	0	0	0	0	0.0	0	0	0	0	0	0	.000	0	0

42 JACK GLEASON

RHP | R/R | R-FR. | 6-1 | 180
GERMANTOWN, TENN. / BRIARCREST CHRISTIAN HS

QUICK HITS

- All-State punter and All-Region wide receiver in high school
- Father, Gary, played football at Mississippi State
- Grandmother, Bettye, was the first woman honored with the Miss MSU title and was the runner-up in the 1960 Miss Mississippi pageant

SINGLE GAME CAREER HIGHS

Innings	2.1	LSU (4/26/26)
Strikeouts	5	at Southern Miss (3/3/26)
Walks (Low)	0	13x Last: Nicholls (5/5/26)

MISCELLANEOUS STATS

	2026	CAREER GAMES
5+ Strikeouts	1	1
10+ Strikeouts	--	--
2 or Fewer Hits Allowed	21	21
Longest Scoreless Innings Stretch	8.0	8.0
Wins in a Row*	3	3

*no decisions do not break a streak

**designates as current

GAME-BY-GAME PITCHING STATS

DATE	OPP	GS	IP	H	R	ER	BB	SO	2B	3B	HR	WP	BK	HBP	W/L	SV	ERA
2/14	Hofstra	0	1.1	1	0	0	0	2	0	0	0	0	0	1	1/0	0	0.00
2/17	Troy	0	1.0	0	0	0	0	0	0	0	0	0	0	0	0/0	0	0.00
2/20	Delaware	0	2.0	0	0	0	0	3	0	0	0	0	0	0	0/0	0	0.00
2/24	Austin Peay	0	1.1	0	0	0	1	2	0	0	0	0	0	0	0/0	0	0.00
2/28	at Virginia Tech	0	1.0	0	0	0	0	3	0	0	0	0	0	0	0/0	0	0.00
3/3	at Southern Miss	0	1.2	2	1	1	0	5	0	0	1	0	0	0	0/0	0	1.08
3/6	Lipscomb	0	1.0	1	0	0	0	2	0	0	0	0	0	0	0/0	0	0.96
3/10	vs. Tulane	0	1.2	2	2	2	1	4	0	0	1	0	0	0	0/0	0	2.45
3/13	at Arkansas	0	1.0	1	0	0	0	2	0	0	0	0	1	0	0/0	0	2.25
3/20	Vanderbilt	0	1.1	1	0	0	2	0	1	0	0	0	0	2	1/0	0	2.03
3/24	Southern Miss	0	0.2	1	0	0	0	2	1	0	0	0	0	1	0/0	0	1.93
3/27	at Ole Miss	0	0.2	1	0	0	0	0	0	0	0	0	0	0	0/0	0	1.84
3/31	Grambling	0	0.2	0	0	0	0	2	0	0	0	0	0	0	0/0	0	1.76
4/2	Georgia	0	0.2	1	4	4	2	1	0	0	0	1	0	1	0/0	0	3.94
4/7	UAB	0	0.2	1	1	1	1	0	0	0	0	0	0	0	1/0	0	4.32
4/11	Tennessee	0	1.1	0	0	0	0	3	0	0	0	0	0	0	0/0	0	4.00
4/21	Memphis	0	1.2	1	0	0	0	4	0	0	0	0	0	0	0/0	0	3.66
4/26	LSU	0	2.1	0	1	1	2	4	0	0	0	0	0	0	0/0	0	3.68
5/1	at Texas	0	1.0	0	0	0	0	0	0	0	0	0	0	0	0/0	0	3.52
5/3	at Texas	0	0	3	4	4	1	0	1	0	0	0	0	0	0/1	0	5.09
5/5	Nicholls	0	1.2	2	1	1	0	2	0	1	0	0	0	0	1/0	0	5.11
TOTALS		0	24.2	18	14	14	10	41	3	1	2	1	1	5	4/1	0	5.11

CAREER PITCHING STATS

YEAR	ERA	W-L	APP	GS	CG	SHO	SV	IP	H	R	ER	BB	SO	BF	B/AVG	WP	HBP
2025																	
2026	5.11	4-1	21	0	0	0	0	24.2	18	14	14	10	41	106	.205	1	5
TOTAL	5.11	4-1	21	0	0	0	0	24.2	18	14	14	10	41	106	.205	1	5



45 DANE BURNS

LHP | R/L | SO. | 6-5 | 215
REGINA, SASKATCHEWAN, CANADA / PROSPER [TX] HS

QUICK HITS

- 2026 Top 100 Juniors (No. 99) [Burns is a sophomore]
- 2026 D1Baseball Top 150 Relief Pitchers (No. 89)
- 2026 D1Baseball Top 100 MLB Draft Prospect (No. 89)
- 2025 First Year SEC Academic Honor Roll
- Drafted by the Kansas City Royals in the 17th round of the 2024 MLB Draft
- His father, Chris, was drafted in the 1992 NHL Draft by the San Jose Sharks (9th Round) as a goalie

SINGLE GAME CAREER HIGHS

Innings	2.2	at Auburn (4/27/25)
Strikeouts	5	at South Carolina (4/18/26)
Walks (Low)	0	20x Last: Auburn (5/9/26)

MISCELLANEOUS STATS

	2026	CAREER GAMES
5+ Strikeouts	1	1
10+ Strikeouts	--	--
2 or Fewer Hits Allowed	22	31
Longest Scoreless Innings Stretch	10.2	10.2
Wins in a Row*	2**	2**

*no decisions do not break a streak

**designates as current

GAME-BY-GAME PITCHING STATS

DATE	OPP	GS	IP	H	R	ER	BB	SO	2B	3B	HR	WP	BK	HBP	W/L	SV	ERA
2/14	Hofstra	0	0.1	0	0	0	1	1	0	0	0	0	0	0	0/0	0	0.00
2/18	Alcorn State	0	1.0	0	0	0	0	1	0	0	0	0	0	0	0/0	0	0.00
2/24	Austin Peay	0	1.0	0	0	0	0	1	0	0	0	0	0	0	0/0	0	0.00
3/1	vs UCLA	0	0.2	0	0	0	1	0	0	0	0	0	0	0	0/0	0	0.00
3/3	at Southern Miss	0	0.1	0	0	0	1	1	0	0	0	0	0	0	0/0	0	0.00
3/7	Lipscomb	0	1.0	0	0	0	0	2	0	0	0	0	0	0	0/0	0	0.00
3/10	vs. Tulane	0	0.1	0	0	0	0	1	0	0	0	0	0	0	1/0	0	0.00
3/13	at Arkansas	0	0.2	0	0	0	1	0	0	0	0	1	0	0	0/0	0	0.00
3/14	at Arkansas	0	0	0	0	0	0	0	0	0	0	0	0	1	0/0	0	0.00
3/24	Southern Miss	0	0.1	0	0	0	0	0	0	0	0	0	0	0	0/0	0	0.00
3/27	at Ole Miss	0	0.1	0	0	0	0	1	0	0	0	0	0	0	0/0	0	0.00
4/2	Georgia	0	0.1	2	0	0	0	1	0	0	0	0	0	0	0/0	0	0.00
4/4	Georgia	0	0.1	2	0	0	0	0	0	0	0	0	0	0	0/0	0	0.00
4/7	UAB	0	1.0	2	0	0	0	1	1	0	0	0	0	0	0/0	0	0.00
4/10	Tennessee	0	0	0	0	0	1	0	0	0	0	0	0	0	0/0	0	0.00
4/11	Tennessee	0	2.0	2	1	1	0	2	2	0	0	0	0	0	0/0	0	0.84
4/18	at South Carolina	0	2.0	2	0	0	0	5	0	0	0	1	0	0	0/0	0	0.71
4/21	Memphis	0	1.1	2	0	0	0	2	0	0	0	0	0	1	0/0	0	0.64
4/25	LSU	0	1.0	0	0	0	1	2	0	0	0	0	0	0	1/0	0	0.60
4/26	LSU	0	0.1	2	2	2	1	1	0	1	1	1	0	0	0/0	0	1.76
4/28	vs Ole Miss	0	2.0	0	0	0	0	2	0	0	0	0	0	0	0/0	1	1.56
5/2	at Texas	0	0.2	1	0	0	1	2	0	0	0	0	0	1	0/0	0	1.50
5/9	Auburn	0	2.2	3	3	3	0	1	1	0	0	0	0	1	0/0	0	2.61
TOTALS		0	20.2	19	6	6	8	29	4	1	1	3	0	4	2/0	1	2.61

CAREER PITCHING STATS

YEAR	ERA	W-L	APP	GS	CG	SHO	SV	IP	H	R	ER	BB	SO	BF	B/AVG	WP	HBP
2025	4.02	1-1	14	0	0	0	0	15.2	11	7	7	12	19	71	.196	2	2
2026	2.61	2-0	24	0	0	0	0	20.2	19	6	6	8	29	95	.229	3	4
TOTAL	3.22	3-1	38	0	0	0	0	36.1	30	13	13	20	48	166	.213	5	6



47 JT SCHNOOR

RHP | R/R | R-JR. | 6-4 | 215
PASCAGOULA, MISS. / PEARL RIVER CC

QUICK HITS

- 2025 First Year SEC Academic Honor Roll
- 2024 CSC Academic All-District

SINGLE GAME CAREER HIGHS

Innings	0.1	Troy (2/25/25)
Strikeouts	1	Troy (2/25/25)
Walks (Low)	1	Troy (2/25/25)

MISCELLANEOUS STATS

	2026	CAREER GAMES
5+ Strikeouts	--	--
10+ Strikeouts	--	--
2 or Fewer Hits Allowed	--	--
Longest Scoreless Innings Stretch	--	--
Wins in a Row*	--	--

*no decisions do not break a streak

**designates as current

GAME-BY-GAME PITCHING STATS

DATE	OPP	GS	IP	H	R	ER	BB	SO	2B	3B	HR	WP	BK	HBP	W/L	SV	ERA
TOTALS		0.0	0	0	0	0	0	0	0	0	0	0	0	0	-/-	0	0.00

CAREER PITCHING STATS

YEAR	ERA	W-L	APP	GS	CG	SHO	SV	IP	H	R	ER	BB	SO	BF	B/AVG	WP	HBP
2025	81.00	0-0	1	0	0	0	0	0.1	4	4	3	1	1	6	0.666	0	0
2026																	
TOTAL	81.00	0-0	1	0	0	0	0	0.1	4	4	3	1	1	6	0.666	0	0