

MISSISSIPPI STATE

MISSISSIPPI STATE BASEBALL

2021 NATIONAL CHAMPIONS

136 Seasons | 42 NCAA Tournament Appearances | 12 College World Series Appearances | 20 MLB First-Round Draft Picks

2026 SCHEDULE & RESULTS

MISSISSIPPI STATE BY THE NUMBERS

| | |
|---------------------|-------|
| Overall Record | 40-17 |
| SEC Record | 16-14 |
| at Dudy Noble Field | 25-8 |
| Road Games | 10-7 |
| Neutral Site Games | 5-2 |
| Streak | L1 |
| Last 10 Games | 4-6 |

February (11-0)

| | TV | TIME |
|--------------------------|------------|-------------|
| 13 HOFSTRA | SECN+ | W, 6-5 |
| 14 HOFSTRA (DH-1) | SECN+ | W, 6-1 |
| 14 HOFSTRA (DH-2) | SECN+ | W, 7-5 |
| 17 TROY | SECN+ | W, 13-7 |
| 18 ALCORN STATE | SECN+ | W, 19-0 [7] |
| 20 DELAWARE | SECN+ | W, 9-2 |
| 21 DELAWARE | SECN+ | W, 10-0 [8] |
| 22 DELAWARE | SECN+ | W, 7-3 |
| 24 AUSTIN PEAY | SECN+ | W, 16-3 [7] |
| 27 vs. Arizona State (1) | FloCollege | W, 8-4 |
| 28 vs. Virginia Tech (1) | FloCollege | W, 15-8 |

March (13-4)

| | | |
|---------------------------|------------|-------------|
| 1 vs. #1 UCLA (1) | FloCollege | L, 8-7 [10] |
| 3 at #10 Southern Miss | ESPN+ | L, 7-6 |
| 5 LIPSCOMB | SECN+ | W, 8-3 |
| 6 LIPSCOMB | SECN+ | W, 9-4 |
| 7 LIPSCOMB | SECN+ | W, 26-0 [7] |
| 10 vs. Tulane (2) | SECN+ | W, 11-7 |
| 13 at #5 Arkansas* | SECN | L, 5-4 |
| 14 at #5 Arkansas* (DH-1) | SECN+ | W, 7-2 |
| 14 at Arkansas* (DH-2) | SECN+ | L, 7-3 |
| 17 JACKSON STATE | SECN | W, 17-1 [7] |
| 20 VANDERBILT* | SECN | W, 4-2 |
| 21 VANDERBILT* | SECN+ | W, 7-2 |
| 22 VANDERBILT* | SECN+ | W, 17-7 [7] |
| 24 #11 SOUTHERN MISS | SECN+ | W, 12-0 [7] |
| 27 at #18 Ole Miss* | SECN+ | W, 5-4 |
| 28 at #18 Ole Miss* | SECN+ | W, 6-1 |
| 29 at #18 Ole Miss* | SECN | W, 7-1 |
| 31 GRAMBLING | SECN+ | W, 12-0 [7] |

April (10-6)

| | | |
|-------------------------|-------|--------------|
| 2 #5 GEORGIA* | SECN+ | L, 10-9 |
| 3 #5 GEORGIA* | SECN+ | L, 3-1 |
| 4 #5 GEORGIA* | SECN+ | L, 8-5 [10] |
| 7 UAB | SECN+ | W, 5-3 |
| 10 TENNESSEE* | ESPN+ | L, 6-5 |
| 11 TENNESSEE* | SECN+ | L, 6-2 |
| 12 TENNESSEE* | SECN+ | L, 7-2 |
| 14 at Samford | ESPN+ | W, 11-1 [7] |
| 17 at South Carolina* | SECN+ | W, 5-3 |
| 18 at South Carolina* | SECN | W, 9-0 |
| 19 at South Carolina* | SECN+ | W, 4-3 [11] |
| 21 MEMPHIS | SECN+ | W, 6-2 |
| 24 LSU* | SECN+ | W, 10-8 [11] |
| 25 LSU* | ESPN2 | W, 9-8 |
| 26 LSU* | SECN+ | W, 13-8 |
| 27 vs. #17 Ole Miss (3) | SECN+ | W, 7-3 |

May (4-6)

| | | |
|--------------------------------------|-------|------------------|
| 1 at #4 Texas* | SECN+ | L, 3-1 |
| 2 at #4 Texas* | SECN+ | W, 7-4 |
| 3 at #4 Texas* | ESPN | L, 11-6 |
| 5 NICHOLLS | SECN | W, 21-6 [7] |
| 7 #6 AUBURN* | ESPN2 | W, 10-3 |
| 8 #6 AUBURN* | SECN | L, 5-4 |
| 9 #6 AUBURN* | SECN | L, 13-2 [7] |
| 14 at #10 Texas A&M* | SECN+ | W, 18-11 |
| 15 at #10 Texas A&M* | SECN+ | L, 11-9 |
| 16 at #10 Texas A&M* | SECN | L, 7-6 |
| 20 vs. Missouri(4) | SECN | W, 12-2 [7] |
| 21 vs. #4 Georgia(4) | SECN | L, 5-3 |
| 29 Lipscomb | ESPN+ | 1 P.M. |
| 30 Cincinnati or Louisiana | TBA | 3 P.M. or 8 P.M. |
| 31 Cincinnati, Louisiana or Lipscomb | TBA | 2 P.M. or 7 P.M. |

All times central and subject to change
 HOME GAMES IN BOLD CAPS | * - Southeastern Conference game
 (1) - Globe Life Field; Arlington, Texas. | (2) - Keeler Federal Park; Biloxi, Miss.
 (3) - Trustmark Park; Pearl, Miss. | (4) Hoover Met; Hoover, Ala.

MAY 29-JUNE 1 | DUDY NOBLE FIELD | STARKVILLE

MISSISSIPPI STATE BULLDOGS

| | |
|---------------|--|
| Record | 40-17, 16-14 SEC |
| Rankings | BA - 16, D1 - 17, NCBWA - 16, |
| |Perfect Game - 18, USA Today - 17 |
| Head Coach | Brian O'Connor |
| Career Record | 957-405-2 (23rd season) |
| Record at MSU | 40-17 (1st season) |

LOUISIANA RAGIN' CAJUNS

| | |
|---------------|--------------------------------------|
| Record | 39-23, 16-14 SBC |
| Rankings | BA - NR, D1 - NR, NCBWA - NR, |
| |Perfect Game - NR, USA Today RV |
| Head Coach | Matt Deggs |
| Career Record | 413-271 (12th season) |
| Record at UL | 226-153 (7th season) |

CINCINNATI BEARCATS

| | |
|---------------|--------------------------------------|
| Record | 37-20, 17-13 Big 12 |
| Rankings | BA - 17, D1 - 22, NCBWA - RV, |
| |Perfect Game - 20, USA Today 24 |
| Head Coach | Jordan Bischel |
| Career Record | 416-227 (12th season) |
| Record at UC | 102-71 (3rd season) |

LIPSCOMB BISONS

| | |
|---------------|--------------------------------------|
| Record | 29-24, 19-11 ASUN |
| Rankings | BA - NR, D1 - NR, NCBWA - NR, |
| |Perfect Game - NR, USA Today NR |
| Head Coach | Jeff Forehand |
| Career Record | 745-699-1 (26th season) |
| Record at LU | 534-557 (20th season) |

MATCHUPS AT A GLANCE

| MSU UC | OFFENSE | UL LU | MSU UC | PITCHING/DEF. | UL LU |
|---------------|--------------|---------------|-----------|---------------|-----------|
| .313 .300 | Batting | .267 .292 | 4.32 4.96 | ERA | 4.88 6.22 |
| .544 .492 | Slugging | .405 .418 | 488 497 | IP | 551.2 466 |
| .410 .403 | On-Base Pct. | .376 .380 | 0 0 | CGs | 4 0 |
| 122 97 | Doubles | 111 99 | 11 17 | Saves | 17 16 |
| 5 14 | Triples | 14 16 | 627 524 | Strikeouts | 534 412 |
| 106 84 | Home Runs | 47 32 | 202 211 | Walks | 231 283 |
| 274 270 | Walks | 262 216 | .238 .260 | OBA | .246 .281 |
| 57-75 115-133 | SB-SBA | 110-149 73-98 | .977 .972 | Fielding Pct. | .980 .978 |

PROBABLE PITCHERS

FRIDAY: MSU - RHP Duke Stone (So., 6-3, 5.69 ERA, 92 K, 26 BB) vs. LU - LHP Alexander Llinas (Sr., 6-4, 5.40 ERA, 61 K, 31 BB)

SATURDAY: MSU - TBA vs. UC/UL - TBA

SUNDAY: MSU - TBA vs. UC/UL/LU - TBA

GAME COVERAGE

| Date | TV/Stream | Play-by-Play | Analyst | Radio | PxP/Analyst |
|--------|-----------|--------------|-------------------|-----------------|-----------------------|
| MAY 29 | ESPN+ | Jack Kizer | Jack Delongchamps | 96.1 FM/MSU App | Neil Price/Ron Polk |
| MAY 30 | TBA | Jack Kizer | Jack Delongchamps | 96.1 FM/MSU App | Neil Price/Ron Polk |
| MAY 31 | TBA | Jack Kizer | Jack Delongchamps | 96.1 FM/MSU App | Neil Price/Jay Powell |

Live Stats - MSU.STATBROADCAST.COM X - @HailStateBB #HailState

SERIES HISTORY

| | |
|---|----------------------------|
| Series History vs. UC UL LUMSU leads 3-0 4-3 12-0 | |
| MSU Streak | W3 W3 W12 |
| First Meeting | 2/13/15 3/13/91 3/7/03 |
| Last Meeting | 2/15/15 3/15/23 3/7/26 |
| Last MSU Win | 2/15/15 3/15/23 3/7/26 |
| Last Opp. Win | Never 6/2/14 Never |

Last Three Meetings

| | Cincinnati | Lipscomb |
|-----------------------|------------|-------------------------------|
| 2/13/15 Starkville | W, 16-7 | 3/7/26 Starkville W, 26-0 [7] |
| 2/14/15 Starkville | W, 19-5 | 3/6/26 Starkville W, 9-4 |
| 2/13/15 Starkville | W, 6-2 | 3/5/26 Starkville W, 8-3 |
| | Louisiana | |
| 3/15/23 Biloxi | W, 4-2 | |
| 3/10/21 Starkville | W, 4-0 | |
| 3/2/18 Houston, Texas | W, 3-1 | |

NUMBERS TO KNOW

2

Vytas Valincius homered twice in the sixth inning of MSU's 12-2 win over Missouri. Valincius became the first player in SEC Tournament history to homer twice in the same inning.

106

The Bulldogs have hit 106 home runs this year, which is a new single-season school record. It broke the previous record of 103 set in 2025.

11,780

Mississippi State tops the country averaging 11,780 fans per game at Dudy Noble Field this season.



PROGRAM QUICK FACTS

School Information

| | |
|------------------------|-------------------------|
| Location | Starkville, Mississippi |
| Founded | 1878 |
| Enrollment | 23,563 |
| President | Dr. Mark E. Keenum |
| Faculty Representative | Dr. Brent Fountain |
| Director of Athletics | Zac Selmon |
| Twitter | @ZacSelmon |
| Affiliation | NCAA Division I |
| Conference | Southeastern |
| Nickname | Bulldogs |
| Colors | Maroon and White |

Stadium

| | |
|------------------|---|
| Name | Dudy Noble Field, Polk-DeMent Stadium |
| Capacity | 15,000+ |
| Field Dimensions | Left-330, Left Center-385, Center-400, Right Center-380, Right-305 |

Team Information

| | |
|----------------------------------|-------------------------------|
| 2025 Overall Record (SEC) | 36-23 (15-15) |
| 2025 Home / Away / Neutral | 22-8 / 9-11 / 5-4 |
| 2025 Postseason | NCAA Regional |
| Lettermen Returning/Lost | 16/17 |
| Position Starters Returning/Lost | 5/4 |
| Pitchers Returning/Lost | 7/13 |
| 2026 Newcomers | 26 (8 Freshmen, 18 Transfers) |

Program Information

| | |
|-------------------------------------|-----------------------|
| First Year of Baseball | 1885 (136th season) |
| First Year in SEC | 1933 (Charter Member) |
| All-Time Record (Win %) | 2,921-1,717-29 (.629) |
| All-Time SEC Record (Win %) | 1,045-916-3 (.533) |
| SEC Championships (Last) | 11 (2016) |
| SEC Tournament Championships (Last) | 7 (2012) |
| NCAA Tournaments (Last) | 42 (2026) |
| NCAA Super Regionals (Last) | 10 (2021) |
| College World Series (Last) | 12 (2021) |
| National Championship (Last) | 1 (2021) |

MEDIA INFORMATION

BASEBALL MEDIA PORTAL

Mississippi State has created an online portal for media members covering the Bulldogs' baseball program. To access the portal, visit hailst.at/BBMedia.

The Baseball Press Box Page of HailState.com will include links to media guides, quick facts, game notes, box scores, recaps, pool photography and team and staff headshots.

PRESS BOX SERVICES

A complete NCAA box score and pertinent game facts are available to members of the working media following each game. Seats will be assigned. A pregame meal will be passed out in the press box approximately one hour prior to each game.

The press box is equipped with high-speed internet and telephone access. It is also set up to accommodate television and team radio/video personnel.

RADIO BROADCASTS

Dudy Noble Field houses radio lines to support home and visitor radio broadcasts. For more information on the phone lines, please contact Logan Lowery in the Communications office.

POSTGAME INTERVIEWS

Requested MSU players, along with head coach Brian O'Connor, will be available for a postgame media session in the Omaha Room approximately 20 minutes after home games. The Mississippi State locker room and team spaces are closed to the media.

MSU PLAYER/COACH AVAILABILITY

Players and coaches will be made available to the media upon request. Those wishing to set up an interview must contact Logan Lowery via phone or email at least 48 hours prior to the desired interview time. On gameday, players and coaches are only available postgame.

In most cases, players will be available for a brief time before or after practices which are typically scheduled on weekday afternoons.

Media members are NOT permitted to contact student-athletes on their own at any time. This includes phone, email, text or through social media platforms. Student-athletes' contact information will not be given out.

PHOTOGRAPHERS / VIDEOGRAPHERS

A limited number of photographers and videographers will be permitted to shoot in the photo wells at each end of home and visiting dugouts. Those wishing to shoot a game must request access at least 48 hours before the game.

To access the SEC's media FTP, contact licensing@xosdigital.com.

CONTACT INFORMATION:

LOGAN LOWERY

Baseball

Office

(662)251-2467

Email

LLOWERY@athletics.msstate.edu

X

@loganlowery





2026 ROSTER

NUMERICAL

| # | Name | Pos. | B/T | Ht. | Wt. | Cl./Exp. | Hometown/High School (Previous School) |
|----|-----------------------|---------|-----|------|-----|----------|---|
| 2 | Jacob Parker | OF | L/R | 6-3 | 220 | Fr./HS | Purvis, Miss. / Purvis HS |
| 3 | Ace Reese | INF | L/R | 6-4 | 220 | Jr./1L | Canton, Texas / Canton HS (Houston) |
| 4 | Tomas Valincius | LHP | L/L | 6-2 | 225 | So./TR | Lockport, Ill. / Baylor School [TN] (Virginia) |
| 5 | Aidan Teel | OF | L/R | 6-0 | 200 | R-Jr./TR | Mahwah, N.J. / Mahwah HS (Virginia) |
| 6 | James Nunnallee | OF | L/R | 6-1 | 190 | So./TR | San Diego, Calif. / Lightridge [VA] HS (Virginia) |
| 7 | Reed Stallman | 1B/OF | L/L | 6-3 | 220 | Gr./1L | Robins, Iowa / Alburnett HS (Campbell) |
| 8 | Charlie Foster | LHP | R/L | 6-4 | 205 | So./1L | Snellville, Ga. / Brookwood HS |
| 9 | Ryder Woodson | INF | R/R | 6-3 | 190 | So./TR | Naples, Fla. / St. John Neumann HS (NC State) |
| 10 | Drew Wyers | INF | R/R | 6-2 | 200 | Sr./TR | Columbus, N.J. / Northern Burlington County Regional (Bryant) |
| 11 | Duke Stone | RHP | R/R | 6-5 | 235 | So./1L | Uvalda, Ga. / Jeff Davis HS |
| 12 | Chone James | INF/UTL | R/R | 6-0 | 185 | So./TR | Myrtle Beach, S.C. / Socastee HS (Virginia) |
| 13 | William Kirk | LHP | L/L | 6-2 | 205 | R-Fr./TR | Saddle River, N.J. / Ramsey HS (Virginia) |
| 14 | Vytas Valincius | OF | R/R | 6-4 | 230 | Gr./TR | Lockport, Ill. / Baylor School [TN] (Illinois) |
| 15 | Tanner Beliveau | RHP/UTL | R/R | 6-3 | 225 | Fr/HS | Petal, Miss. / Petal HS |
| 16 | Braden Booth | RHP | R/R | 6-2 | 200 | R-Fr./RS | Madison Ala. / Bob Jones HS |
| 17 | Parker Rhodes | RHP | R/R | 6-1 | 185 | Fr./HS | Greenfield, Ind. / Greenfield-Central HS |
| 18 | Noah Sullivan | UTL/RHP | R/R | 6-1 | 215 | Gr./1L | Orlando, Fla. / Dr. Phillips HS (USC Upstate) |
| 19 | Andrew Raymond | C | L/R | 6-1 | 205 | So./TR | Middletown, Md. / Middletown HS (George Mason) |
| 20 | Maddox Miller | LHP | L/L | 6-4 | 185 | Fr./HS | Hattiesburg, Miss. / Oak Grove HS |
| 21 | Kevin Milewski | C | R/R | 6-5 | 235 | Jr./TR | Wallingford, Conn. / Notre Dame-West Haven HS (Seton Hall) |
| 22 | Nick Frontino | INF | R/R | 6-3 | 205 | Fr./HS | Bonita Springs, Fla. / St. John Neumann HS |
| 23 | Jackson Owen | C | R/R | 5-10 | 200 | Gr./1L | Starkville, Miss. / Starkville HS (Northeast Mississippi CC) |
| 24 | Jack Bauer | LHP | L/L | 6-4 | 195 | Fr./HS | Frankfort, Ill. / Lincoln Way East HS |
| 25 | Chris Billingsley Jr. | RHP | R/R | 6-4 | 205 | Jr./JC | Brent, Ala. / Bibb County HS (East Central [MS] CC) |
| 27 | Peter Mershon | UTL | R/R | 6-2 | 205 | Fr./HS | Taylors, S.C. / Eastside HS |
| 28 | Ryan McPherson | RHP | R/R | 6-3 | 215 | So./1L | Hollywood, Fla. / North Broward Prep |
| 29 | Maddox Webb | RHP | R/R | 6-2 | 195 | Jr./TR | Summerville, S.C. / Summerville HS (The Citadel) |
| 30 | Jackson Logar | RHP | R/R | 6-0 | 215 | Jr./TR | Medford, N.J. / Shawnee HS (James Madison) |
| 31 | Charlie Wortham | UTL | R/R | 6-1 | 205 | Fr./HS | St. Peters, Mo. / De Smet Jesuit HS |
| 32 | Peyton Fowler | RHP | R/R | 6-3 | 195 | Jr./JC | Gluckstadt, Miss. / Germantown HS (Meridian CC) |
| 33 | Blake Bevis | 1B/OF | R/R | 6-4 | 230 | Sr./TR | Brentwood, Tenn. / Ravenwood HS (Ball State) |
| 34 | Gehrig Frei | INF/OF | S/R | 6-1 | 210 | Gr./1L | Alpharetta, Ga. / South Forsyth HS (North Alabama) |
| 35 | Ben Davis | RHP | R/R | 6-4 | 230 | Sr./1L | Booneville, Miss. / Booneville HS (Itawamba CC) |
| 36 | Tyler Pitzer | RHP | L/R | 6-3 | 205 | Jr./TR | McDonald, Penn. / South Fayette Township HS (South Carolina) |
| 37 | Brendan Sweeney | RHP | R/R | 6-7 | 210 | Sr./TR | Edmond, Okla. / Edmond North HS (South Carolina) |
| 38 | Bryce Chance | OF | R/R | 5-10 | 180 | Gr./3L | Ridgeland, Miss. / Madison-Ridgeland Academy |
| 39 | Patrick Spencer Jr. | RHP | R/R | 6-3 | 215 | R-So./JC | Greenville, Miss. / Washington School (Pearl River CC) |
| 42 | Jack Gleason | RHP | R/R | 6-1 | 200 | R-Fr./RS | Germantown, Tenn. / Briarcrest Christian HS |
| 45 | Dane Burns | LHP | R/L | 6-5 | 215 | So./1L | Regina, Saskatchewan, Canada / Prosper [TX] HS |
| 47 | JT Schnoor | RHP | R/R | 6-4 | 225 | R-Jr./RS | Pascagoula, Miss. / Resurrection Catholic School (Pearl River CC) |
| 49 | Gatlin Sanders | INF | L/R | 5-11 | 185 | Sr./Sr. | Madison, Miss. / Madison Central HS (Jones CC) |

COACHING / SUPPORT STAFF

- 26 Brian O'Connor - Head Coach (First Season; Creighton, 1993)
- 44 Kevin McMullan - Associate Head Coach (First Season; Indiana University of Pennsylvania, 1990)
- 51 Matt Kirby - Assistant Coach (First Season; William & Mary, 2003)
- 24 Justin Parker - Assistant Coach (Third Season; Wright State, 2012)
- Justin Armistead - Associate A.D./Baseball (First Season; Virginia, 2008)
- Mike Roberts - Director of Player Development and Scouting (First Season; VMI, 2012)
- Justin Weiss - Baseball Operations Coordinator (First Season; Lafayette College, 2023)
- Jonathan French - Data/Video Analytics Coordinator (Second Season; South Carolina, 2023)
- Joe Savino - Pitching Coordinator (First Season; Elon, 2023; Virginia 2024)
- Scott Shipman - Strength and Conditioning Coach (Fourth Season; Augusta University, 2013)
- Jason Wire - Associate Athletic Trainer (16th Season; St. Cloud State, 2006)
- Travis Reifsnider - Scouting/Assistant Recruiting Coordinator (First Season; James Madison, 2022; Virginia 2023)

ROSTER BREAKDOWN

BY POSITION

RHP - 16 (Stone, Beliveau, Booth, Rhodes, Sullivan, Billingsley, McPherson, Webb, Logar, Fowler, Davis, Pitzer, Sweeney, Spencer, Gleason, Schnoor)
LHP - 6 (T. Valincius, Foster, Kirk, Miller, Bauer, Burns)
C - 3 (Raymond, Milewski, Owen)
1B - 2 (Stallman, Bevis)
IF - 7 (Reese, Woodson, Wyers, James, Frontino, Frei, Sanders)
OF - 8 (Parker, Teel, Nunnallee, Stallman, V. Valincius, Bevis, Frei, Chance)
UTL - 5 (James, Beliveau, Sullivan, Mershon, Wortham)

BY CLASS

FRESHMEN - 11 (Parker, Kirk (RS), Beliveau, Booth [RS], Rhodes, Miller, Frontino, Bauer, Mershon, Wortham, Gleason [RS])
SOPHOMORES - 10 (T. Valincius, Nunnallee, Foster, Woodson, Stone, James, Raymond, McPherson, Spencer [RS], Burns)
JUNIORS - 9 (Reese, Teel [RS], Milewski, Billingsley, Webb, Logar, Fowler, Pitzer, Schnoor [RS])
SENIORS - 5 (Wyers, Bevis, Davis, Sweeney, Sanders)
GRADUATES - 6 (Stallman, V. Valincius, Sullivan, Owen, Frei, Chance)

BY STATE

MISSISSIPPI - 10 (Parker, Beliveau, Miller, Owen, Fowler, Davis, Chance, Spencer, Schnoor, Sanders)
NEW JERSEY - 4 (Teel, Wyers, Kirk, Logar)
FLORIDA - 4 (Woodson, Sullivan, Frontino, McPherson)
ILLINOIS - 3 (T. Valincius, V. Valincius, Bauer)
GEORGIA - 3 (Foster, Stone, Frei)
SOUTH CAROLINA - 3 (James, Mershon, Webb)
ALABAMA - 2 (Booth, Billingsley)
TENNESSEE - 2 (Bevis, Gleason)
TEXAS - 1 (Reese)
CALIFORNIA - 1 (Nunnallee)
IOWA - 1 (Stallman)
INDIANA - 1 (Rhodes)
MARYLAND - 1 (Raymond)
CONNECTICUT - 1 (Milewski)
MISSOURI - 1 (Wortham)
PENNSYLVANIA - 1 (Pitzer)
OKLAHOMA - 1 (Sweeney)
CANADA - 1 (Burns)

PRONUNCIATION GUIDE

| | |
|-----------------|--------------------------|
| Tomas Valincius | Toe-Mas Vuh-link-cuss |
| Chone James | Sean or Shaun |
| Vytas Valincius | Vee-Tuss Vuh-lynn-see-us |
| Tanner Beliveau | Bell-iv-0 |
| Kevin Milewski | Mill-Eww-Ski |
| Peter Mershon | Murr-Shawn |
| Blake Bevis | Beavis |
| JT Schnoor | S-newer |
| Jackson Logar | Low-Gar |
| Gehrig Frei | Fry |



PROJECTED STARTERS

2026 statistics listed | Probable starters based on previous games

| Pos. | Name | Elg. | B/T | Ht./Wt. | Avg. | H | HR | RBI | Notes |
|------|-----------------------|-------|-----|----------|------|----|----|-----|--|
| C | Kevin Milewski | Jr. | R/R | 6-5/235 | .215 | 23 | 9 | 21 | MVP of Governor's Cup; Started a team-best 34 games behind the plate; Went 2-for-2 with a homer and double at Texas A&M (5/15). |
| 1B | Reed Stallman | Gr. | L/L | 6-3/220 | .309 | 46 | 12 | 46 | Has starts at 1B, LF, DH this season; Has three two homer games vs. UCLA (3/1), Tennessee (4/10) and Nicholls (5/5) this season. |
| 2B | Gehrig Frei | Sr. | S/R | 6-1/210 | .329 | 68 | 9 | 41 | Has started at five different positions (1B, 2B, 3B, LF, DH) at MSU; Tied for team lead w/20 multi-hit games this season; Hit four leadoff HRs in '25. |
| SS | Ryder Woodson | So. | R/R | 6-3/190 | .278 | 50 | 6 | 36 | NC State transfer has started 51 of 57 games at shortstop; Batting .467 (7-for-15) with a double, two homers and six RBIs over his last five games. |
| 3B | Ace Reese | Jr. | L/R | 6-3/205 | .327 | 73 | 20 | 69 | First team All-American; First team All-SEC; Back-to-back 20 HR seasons; Has 41 extra-base hits this year; Leads the SEC with 21 doubles. |
| LF | Bryce Chance | Gr. | R/R | 5-10/180 | .346 | 65 | 2 | 33 | Lone Bulldog to play for MSU prior to 2025; Former walk-on; 196 career starts; 1,000 career fielding %; 2nd team All-SEC; Hit two grand slams. |
| CF | Aidan Teel | R-Jr. | L/R | 6-0/200 | .294 | 40 | 5 | 22 | Went 4-for-4 with a HR vs. Southern Miss (3/24); Homered vs. LSU (4/26); Brother, Kyle, is a catcher for the White Sox. |
| RF | Jacob Parker | Fr. | L/R | 6-3/220 | .315 | 47 | 13 | 51 | Freshman All-SEC; Has made 39 starts; Drafted by the Diamondbacks in 2025 MLB Draft; Batting .318 with seven home runs in SEC play. |
| DH | Noah Sullivan | Gr. | R/R | 6-1/215 | .348 | 69 | 12 | 45 | First team All-American; First team All-SEC; SEC All-Tournament Team; 10-of-12 on steal attempts; Team-best .344 batting average in SEC play. |

TEAM STATISTICAL RANKINGS



| NCAA Category | Rank |
|--------------------------|------|
| Batting | |
| Base on Balls | 68 |
| Batting Average | 10 |
| Doubles | 20 |
| Hit By Pitch | 214 |
| Hits | 13 |
| Home Runs | 13 |
| On-Base Percentage | 33 |
| Runs | 10 |
| Sacrifice Bunts | 205 |
| Sacrifice Flies | 153 |
| Scoring | 15 |
| Slugging Percentage | 8 |
| Stolen Bases | 199 |
| Triples | 273 |
| Pitching | |
| Earned Run Average | 22 |
| Hit Batters | 257 |
| Hits Allowed Per 9 Inn. | 25 |
| Shutouts | 10 |
| Strikeout-to-Walk Ratio | 9 |
| Strikeouts Per 9 Innings | 6 |
| WHIP | 20 |
| Walks Allowed Per 9 Inn. | 36 |
| Miscellaneous | |
| Double Plays Turned | 261 |
| Fielding Percentage | 48 |
| Triple Plays | -- |
| RPI | 13 |

(as of 5/24)

National statistical rankings listed above will be updated prior to each weekend series and midweek games.



National Rankings

Baseball America

- UCLA
- Georgia Tech
- North Carolina
- Georgia**
- Texas
- Auburn**
- Oregon State
- Southern Miss
- Florida**
- Arkansas**
- Florida State
- West Virginia
- Texas A&M**
- Kansas
- Alabama**
- Mississippi State**
- Cincinnati
- Oregon
- Oklahoma State
- Tennessee**
- Nebraska
- USC
- UC Santa Barbara
- Arizona State
- Ole Miss**

D1Baseball

- UCLA
- North Carolina
- Georgia Tech
- Georgia**
- Texas
- Auburn**
- Oregon State
- Southern Miss
- West Virginia
- Texas A&M**
- Florida State
- Arkansas**
- Kansas
- Oregon
- Alabama**
- Mississippi State**
- Ole Miss**
- Florida**
- Oklahoma State
- Nebraska
- Arizona State
- Cincinnati
- Tennessee**
- Coastal Carolina
- Southern California

NCBWA

- UCLA
- Georgia Tech
- North Carolina
- Georgia**
- Texas
- Oregon State
- Auburn**
- Southern Miss
- West Virginia
- Florida State
- Texas A&M**
- Oregon
- Arkansas**
- Kansas
- Alabama**
- Mississippi State**
- Florida**
- USC
- Nebraska
- Oklahoma State
- Ole Miss**
- Coastal Carolina
- Arizona State
- Tennessee**
- Jacksonville State

Perfect Game

- UCLA
- North Carolina
- Georgia Tech
- Georgia**
- Texas
- West Virginia
- Florida State
- Auburn**
- Oregon State
- Southern Miss
- Oregon
- Texas A&M**
- Alabama**
- Florida**
- Nebraska
- Kansas
- Arkansas**
- Mississippi State**
- USC
- Cincinnati
- Oklahoma State
- Coastal Carolina
- Mercer
- Arizona State
- Tennessee**

USA Today Coaches

- UCLA
- North Carolina
- Georgia Tech
- Georgia**
- Texas
- Auburn**
- Oregon State
- Florida State
- Texas A&M**
- Southern Miss
- West Virginia
- Oregon
- Arkansas**
- Mississippi State**
- Alabama**
- Kansas
- Florida**
- Nebraska
- Southern California
- Ole Miss**
- Oklahoma State
- Arizona State
- Cincinnati
- Coastal Carolina
- Tennessee**

PITCHING PROBABLES



#28 RYAN MCPHERSON RHP Soph.

6-3 | 205 | Hollywood, Fla. | North Broward Prep

2026: 3-1, 2.70 ERA, 8 G/8 GS, 36.2 IP, 29 H, 11 ER, 10 BB, 43 K

CAREER: 7-2, 3.43 ERA, 28 G/10 GS, 3 SV, 76 IP, 52 H, 29 ER, 25 BB, 99 K

2026 SEASON

- Started State's season opener vs. Hofstra, fanning four and walking none in four innings of work.
- Fanned a career-high 11 batters across a six-inning start to pick up the win vs. Delaware (2/20).
- Logged a career-best seven innings and picked up the win vs. Arizona State (2/27).
- Earned third-straight win vs. Lipscomb (3/5).
- Missed six-straight SEC weekends with a strained right forearm.

| 2026 GAME LOG | | | | | | | | | | | | |
|---------------|-----------------|------------|-------------|-----------|-----------|-----------|----------|-----------|-----------|------------|-------------|--|
| DATE | OPP. | DEC. | IP | H | R | ER | HR | BB | K | NP | ERA | |
| 2/13 | HOFSTRA* | -- | 4.0 | 6 | 2 | 2 | 0 | 0 | 4 | 73 | 4.50 | |
| 2/20 | DELAWARE* | W | 6.0 | 4 | 2 | 1 | 0 | 1 | 11 | 92 | 2.70 | |
| 2/27 | ARIZONA STATE*W | | 7.0 | 4 | 1 | 1 | 0 | 3 | 5 | 90 | 2.12 | |
| 3/5 | LIPSCOMB* | W | 6.0 | 5 | 1 | 1 | 0 | 1 | 8 | 81 | 1.96 | |
| 3/13 | ARKANSAS* | -- | 6.0 | 5 | 4 | 3 | 1 | 0 | 8 | 104 | 2.48 | |
| 3/20 | VANDERBILT* | -- | 4.0 | 2 | 1 | 1 | 0 | 1 | 4 | 65 | 2.45 | |
| 5/9 | AUBURN* | L | 1.1 | 2 | 2 | 1 | 1 | 0 | 0 | 34 | 2.62 | |
| 5/16 | TEXAS A&M* | -- | 2.1 | 1 | 1 | 1 | 0 | 4 | 3 | 44 | 2.70 | |
| TOTALS | | 3-1 | 36.2 | 29 | 14 | 11 | 2 | 10 | 43 | 583 | 2.70 | |



#11 DUKE STONE RHP Soph.

6-5 | 235 | Uvalda, Ga. | Jeff Davis HS

2026: 6-3, 5.69 ERA, 16 G/14 GS, 68 IP, 80 H, 43 ER, 26 BB, 92 K

CAREER: 6-3, 5.70 ERA, 21 G/14 GS, 72.2 IP, 86 H, 46 ER, 29 BB, 99 K

2026 SEASON

- Pitched two innings and earned the win in relief in the season opener vs. Hofstra on Feb. 13.
- Worked four shutout innings of relief with six strikeouts and surrendered only one baserunner in a win vs. Delaware (2/22).
- Logged four perfect innings in a start vs. Lipscomb (3/7) with six strikeouts.
- Collected first-career SEC victory in a start against Vanderbilt (3/22).
- Set new career-highs in strikeouts (12), innings (six) and pitches (101) in a win at South Carolina (4/18), which earned him SEC Co-Pitcher of the Week.

| 2026 GAME LOG | | | | | | | | | | | | |
|---------------|--------------|------------|-------------|-----------|-----------|-----------|-----------|-----------|-----------|--------------|-------------|--|
| DATE | OPP. | DEC. | IP | H | R | ER | HR | BB | K | NP | ERA | |
| 2/13 | HOFSTRA | W | 2.0 | 3 | 2 | 2 | 0 | 2 | 4 | 47 | 9.00 | |
| 2/17 | TROY* | -- | 4.0 | 1 | 1 | 1 | 0 | 0 | 6 | 58 | 4.50 | |
| 2/22 | DELAWARE | W | 4.0 | 1 | 0 | 0 | 0 | 0 | 6 | 47 | 2.70 | |
| 3/1 | UCLA* | -- | 3.2 | 5 | 3 | 3 | 1 | 0 | 2 | 66 | 3.95 | |
| 3/7 | LIPSCOMB* | W | 4.0 | 0 | 0 | 0 | 0 | 0 | 6 | 56 | 3.06 | |
| 3/14 | ARKANSAS* | -- | 4.2 | 5 | 3 | 3 | 0 | 2 | 9 | 84 | 3.63 | |
| 3/22 | VANDERBILT* | W | 4.0 | 6 | 6 | 3 | 4 | 1 | 4 | 78 | 4.10 | |
| 3/29 | OLE MISS* | W | 5.2 | 4 | 1 | 1 | 0 | 7 | 8 | 98 | 3.66 | |
| 4/4 | GEORGIA* | -- | 4.0 | 5 | 2 | 2 | 0 | 3 | 10 | 99 | 3.75 | |
| 4/11 | TENNESSEE* | L | 5.2 | 11 | 5 | 5 | 1 | 0 | 3 | 76 | 4.32 | |
| 4/18 | S. CAROLINA* | W | 6.0 | 5 | 0 | 0 | 0 | 3 | 12 | 101 | 3.78 | |
| 4/25 | LSU* | -- | 4.2 | 7 | 7 | 7 | 2 | 3 | 3 | 94 | 4.64 | |
| 5/2 | TEXAS* | -- | 5.0 | 5 | 1 | 1 | 1 | 1 | 5 | 86 | 4.40 | |
| 5/8 | AUBURN* | -- | 4.2 | 7 | 4 | 4 | 0 | 2 | 7 | 95 | 4.65 | |
| 5/15 | TEXAS A&M* | L | 2.2 | 9 | 7 | 7 | 2 | 1 | 3 | 75 | 5.43 | |
| 5/21 | GEORGIA* | L | 3.1 | 6 | 4 | 4 | 1 | 1 | 4 | 55 | 5.69 | |
| TOTALS | | 6-3 | 68.0 | 80 | 46 | 43 | 12 | 26 | 92 | 1,215 | 5.69 | |



#4 TOMAS VALINCIUS LHP Soph.

6-2 | 225 | Lockport, Ill. | Baylor School [TN] | Virginia

2026: 10-2, 2.93 ERA, 15 G/15 GS, 86 IP, 72 H, 28 ER, 17 BB, 120 K

CAREER: 15-3, 3.64 ERA, 28 G/27 GS, 150.2 IP, 136 H, 61 ER, 34 BB, 190 K

2026 SEASON

- Picked up the win in MSU debut vs. Hofstra in the first game of a doubleheader vs. Hofstra (2/14). Struck out six across 5 1/3 shutout innings.
- Named SEC Co-Pitcher of the Week after tossing a career-high seven shutout innings in a start at No. 5 Arkansas (3/14) and matching his season-high with seven strikeouts and only allowing two hits.
- Struck out a career-best 14 batters and matched a career-long seven innings allowing only two hits and no earned runs in a win over Vanderbilt (3/21), earning a spot on Baseball America's National Team of the Week.
- Fanned 13 across 6 2/3 inning and did not walk anyone in a win over No. 6 Auburn on May 7. He also tossed a personal-best 112 pitches.

| 2026 GAME LOG | | | | | | | | | | | | |
|---------------|-----------------|-------------|-------------|-----------|-----------|-----------|-----------|-----------|------------|--------------|-------------|--|
| DATE | OPP. | DEC. | IP | H | R | ER | HR | BB | K | NP | ERA | |
| 2/14 | HOFSTRA-1* | W | 5.1 | 4 | 0 | 0 | 0 | 1 | 6 | 68 | 0.00 | |
| 2/21 | DELAWARE* | W | 6.0 | 5 | 0 | 0 | 0 | 2 | 7 | 89 | 0.00 | |
| 2/28 | VIRGINIA TECH*W | | 5.1 | 4 | 2 | 2 | 1 | 1 | 7 | 93 | 1.08 | |
| 3/6 | LIPSCOMB* | -- | 4.0 | 4 | 2 | 2 | 0 | 2 | 6 | 78 | 1.74 | |
| 3/14 | ARKANSAS* | W | 7.0 | 2 | 0 | 0 | 0 | 2 | 7 | 105 | 1.30 | |
| 3/21 | VANDERBILT* | W | 7.0 | 2 | 2 | 0 | 0 | 1 | 14 | 103 | 1.04 | |
| 3/28 | OLE MISS* | W | 5.0 | 3 | 0 | 0 | 0 | 2 | 9 | 90 | 0.91 | |
| 4/3 | GEORGIA* | L | 7.1 | 4 | 2 | 2 | 2 | 0 | 10 | 95 | 1.15 | |
| 4/10 | TENNESSEE* | -- | 6.0 | 8 | 3 | 3 | 2 | 1 | 6 | 80 | 1.53 | |
| 4/17 | S. CAROLINA* | W | 6.2 | 6 | 3 | 3 | 1 | 1 | 11 | 102 | 1.81 | |
| 4/24 | LSU* | -- | 3.2 | 8 | 7 | 3 | 1 | 1 | 4 | 90 | 2.13 | |
| 5/1 | TEXAS* | L | 5.0 | 4 | 3 | 3 | 0 | 2 | 5 | 88 | 2.37 | |
| 5/7 | AUBURN* | W | 6.2 | 4 | 3 | 3 | 1 | 0 | 13 | 112 | 2.52 | |
| 5/14 | TEXAS A&M* | W | 5.0 | 9 | 7 | 6 | 3 | 1 | 7 | 102 | 3.04 | |
| 5/20 | MISSOURI* | W | 6.0 | 5 | 2 | 1 | 1 | 0 | 8 | 78 | 2.93 | |
| TOTALS | | 10-2 | 86.0 | 72 | 36 | 28 | 12 | 17 | 120 | 1,366 | 2.93 | |





MISC. HITTING STATS

2026 MULTI-HIT GAMES

| PLAYER | 2 | 3 | 4 | 5+ | TOTAL |
|-----------------|------------|-----------|----------|----------|------------|
| Gehrig Frei | 17 | 3 | - | - | 20 |
| Noah Sullivan | 13 | 6 | 1 | - | 20 |
| Ace Reese | 10 | 5 | 2 | 1 | 18 |
| Bryce Chance | 14 | 3 | 1 | - | 18 |
| Ryder Woodson | 10 | 2 | 1 | - | 13 |
| Jacob Parker | 9 | 3 | - | - | 12 |
| Vytas Valincius | 6 | 4 | - | - | 10 |
| Reed Stallman | 6 | 2 | 2 | - | 10 |
| Aidan Teel | 7 | 2 | 1 | - | 10 |
| Blake Bevis | 5 | 2 | - | - | 7 |
| Drew Wyers | 3 | 1 | 1 | - | 5 |
| Andrew Raymond | 4 | - | - | - | 4 |
| Kevin Milewski | 3 | 1 | - | - | 4 |
| Chone James | 3 | - | - | - | 3 |
| Peter Mershon | 1 | - | - | - | 1 |
| James Nunnallee | 1 | - | - | - | 1 |
| TOTAL | 112 | 34 | 9 | 1 | 156 |

2026 MULTI-RBI GAMES

| PLAYER | 2 | 3 | 4 | 5+ | TOTAL |
|-----------------|-----------|-----------|-----------|----------|------------|
| Ace Reese | 10 | 4 | 3 | 2 | 19 |
| Reed Stallman | 7 | 3 | 2 | 1 | 13 |
| Jacob Parker | 7 | 3 | 1 | 2 | 13 |
| Noah Sullivan | 6 | 3 | 1 | 1 | 11 |
| Gehrig Frei | 9 | 2 | - | - | 11 |
| Ryder Woodson | 5 | 4 | - | - | 9 |
| Bryce Chance | 4 | 1 | 1 | 1 | 7 |
| Blake Bevis | 3 | 3 | - | 1 | 7 |
| Vytas Valincius | 2 | - | 3 | - | 5 |
| Chone James | 4 | - | - | - | 4 |
| Drew Wyers | 2 | 2 | - | - | 4 |
| Aidan Teel | 2 | 1 | 1 | - | 4 |
| Kevin Milewski | 3 | - | 1 | - | 4 |
| Andrew Raymond | 3 | - | - | - | 3 |
| James Nunnallee | - | 1 | - | - | 1 |
| Peter Mershon | - | - | 1 | - | 1 |
| TOTAL | 67 | 27 | 14 | 8 | 116 |

HITTING STREAKS

| PLAYER | SEASON | CURRENT | CAREER |
|-----------------|--------|---------|--------|
| Gehrig Frei | 15 | 9 | 15 |
| Bryce Chance | 13 | - | 18 |
| Aidan Teel | 10 | - | 10 |
| Blake Bevis | 9 | - | 10* |
| Noah Sullivan | 9 | 9 | 10 |
| Jacob Parker | 8 | - | 8 |
| Kevin Milewski | 7 | 2 | 12* |
| Ace Reese | 7 | 1 | 22 |
| Ryder Woodson | 6 | 5 | 6 |
| James Nunnallee | 6 | - | 6 |
| Chone James | 6 | 2 | 6 |
| Reed Stallman | 6 | 1 | 6 |
| Vytas Valincius | 5 | 3 | 10* |
| Andrew Raymond | 5 | 1 | 8* |
| Drew Wyers | 2 | 1 | 9* |
| Peter Mershon | 1 | 1 | 1 |
| Gatlin Sanders | - | - | 6 |

* - indicates streaks from previous school

HOME RUNS

| PLAYER | TOTAL | '26 | '25 | '24 | '23 | '22 |
|-----------------|-------|-----|-----|-----|-----|-----|
| Noah Sullivan | 49 | 12 | 15 | 17* | 2* | 3* |
| Ace Reese | 48 | 20 | 21 | 7* | -- | -- |
| Blake Bevis | 46 | 5 | 18* | 12* | 11* | -- |
| Gehrig Frei | 39 | 9 | 8 | 15* | 7* | -- |
| Reed Stallman | 38 | 12 | 11 | 15* | -- | -- |
| Kevin Milewski | 26 | 9 | 16* | 1* | -- | -- |
| Drew Wyers | 25 | 4 | 11* | 8* | 2* | -- |
| Vytas Valincius | 24 | 5 | 7* | 12* | 0* | -- |
| Aidan Teel | 15 | 5 | 7* | 3* | -- | -- |
| Bryce Chance | 14 | 2 | 4 | 6 | 2 | -- |
| Jacob Parker | 13 | 13 | -- | -- | -- | -- |
| Ryder Woodson | 9 | 6 | 3* | -- | -- | -- |
| Andrew Raymond | 7 | 2 | 5* | -- | -- | -- |
| James Nunnallee | 2 | 1 | 1* | -- | -- | -- |
| Chone James | 1 | 1 | 0* | -- | -- | -- |

* - indicates home runs from previous school

O'CONNOR ERA BEGINS

- Moments after Mississippi State was eliminated in the finals of the 2025 Tallahassee Regional, the Bulldogs announced the hiring of hall of famer Brian O'Connor as its 19th head baseball coach.
- O'Connor comes to Starkville following a highly successful 22-year stint at Virginia where he led the Cavaliers to 18 NCAA Tournament appearances (including a stretch 14 straight), seven trips to the College World Series and the 2015 national championship.
- The 54-year old from Council Bluffs, Iowa is a three-time National Coach of the Year and was named ACC Coach of the Year five times. He led the Hoos to two ACC regular season championships, two ACC Tournament titles and was the national runner-up in 2014.
- O'Connor has five 50-win seasons and 13 seasons of at least 40 victories to his credit. He ranks second among active Division I coaches in career winning percentage (.702).
- The Creighton alum is one of eight active Division I coaches to win a national championship and one of only 20 people to play and also coach in the College World Series.
- O'Connor has produced 109 MLB Draft picks, 14 first round picks and 36 MLB players.

SELECTING A STAFF

- Brian O'Connor brought most of his coaching staff with him from Virginia. Associate head coach Kevin McMullan, who serves as hitting and third base coach, was at O'Connor's side for all 22 years in Charlottesville. McMullan has twice been named the National Assistant Coach of the Year in 2009 and 2024.
- Assistant coach Matt Kirby, who works with the catchers and is the first base coach, worked under O'Connor for 14 seasons at Virginia, including 12 as a volunteer assistant before being promoted to a full-time assistant and recruiting coordinator in 2023.
- Five other members of the Bulldogs' staff have spent time working for O'Connor at Virginia in their careers (Associate A.D./Baseball Justin Armistead, Director of Player Development and Scouting Mike Roberts, Director of Player Development Justin Weiss, Pitching Coordinator Joe Savino, Scouting/Assistant Recruiting Coordinator Travis Reifsnider).

RETAINING JUSTIN PARKER

- Brian O'Connor chose to retain one member of MSU's previous coaching staff in pitching coach Justin Parker.
- During his first two seasons in Starkville, Parker's pitching staffs have certainly been strikeout artists. The Bulldogs fanned 486 batters during Parker's first season in 2024, which is the fourth-most all-time in a single season in school history. They followed up with 494 K's last year, which ranks third all-time in MSU's annals.
- Parker was also promoted as Mississippi State's interim head coach last season after parting ways with Chris Lemonis on April 28. The Diamond Dawgs closed out the regular season by winning nine of their final 10 regular season games, including sweeps of Kentucky and Missouri and a series win against archrival Ole Miss. MSU went 11-4 under Parker and reached the finals of the Tallahassee Regional.
- Parker has had 14 pitchers drafted during his two seasons at State, which is tied for the most of any program in the country during that span.
- Although Parker is well respected as a pitching coach, he was not a pitcher himself. The Fort Wayne, Indiana native was a two-time first team All-Horizon League shortstop at Wright State in 2007-08 as well as being tabbed to the Horizon League All-Newcomer Team as a freshman in 2006. He had a .359 career batting

average in college with 17 homers and 121 RBIs. Parker was drafted in the sixth round by Arizona and spent three seasons in the minor leagues playing for the Diamondbacks and Brewers organizations.

TOP FIVE BATS ARE BACK

- Mississippi State hit a program-record 103 home runs last season and finished 2025 with a collective .304 batting average as a team.
- The Bulldogs have the luxury of having their top five hitters back this spring, all of which batted .317 or better.
- First team All-American Ace Reese led the team hitting .352 with 80 hits, 18 doubles, 21 homers, 66 RBIs, 163 total bases and a .718 slugging percentage.
- First team All-American Noah Sullivan was the only player to start all 59 games and was third in the SEC with a .475 on-base percentage. He also hit .345 with 70 hits, 16 doubles, 15 homers and 46 RBIs.
- Switch-hitter Gehrig Frei led off 33 times in 2015 while starting at four different positions (LF, 2B, 3B, 1B). Frei batted .345 with 11 doubles, eight homers and 17 RBIs. Half of his homers were leadoff long balls.
- Bryce Chance appeared in all but one game last season while batting .332 with 69 hits, 14 doubles, a triple, four homers, 43 RBIs and was second on the team with 10 steals in 11 attempts.
- Gatlin Sanders started 42 games at second base and committed only four errors all season. He also hit .317 at the plate with 44 hits, five doubles and drove in 23 runs.

PORTAL POWER

- Mississippi State's roster consists of 26 newcomers - 18 of which were obtained from the transfer portal.
- According to D1Baseball, the Diamond Dawgs brought in the nation's No. 2 portal class, five of which chose to accompany coach Brian O'Connor from Virginia.
- Third team All-ACC outfielder Aidan Teel and ACC All-Freshman Team pitcher Tomas Valincius came to Starkville from the Cavaliers as did outfielder James Nunnallee (40) and infielder/utility man Chone James (15), who combined to start 55 games as true freshmen in 2025. Also making the move from Charlottesville was redshirt freshman lefty hurler William Kirk, who was the 2024 Gatorade Player of the Year in New Jersey.
- The Bulldogs also brought in five other all conference performers in their transfer class, including infielder Drew Wyers who was the 2025 America East Player of the Year at Bryant where he hit .407 with 11 homers and 50 RBIs.
- Valincius' older brother, Vytas, was a second team All-Big Ten outfielder at Illinois where he led the Illini in with a .348 batting average, 71 hits and 14 doubles.
- Catcher Kevin Milewski was a second team All-Big East performer at Seton Hall where he hit .303 with 16 homers and 58 RBIs as a sophomore last season.
- Maddox Webb became the first player from The Citadel to earn first team All-SoCon honors since 2017 after posting a 4-1 record with five saves last spring.
- First baseman/outfielder Blake Bevis is a two-time All-MAC performer at Ball State where he was a career .296 hitter with 41 long balls and 146 runs batted in.
- Other portal additions include pitchers Jackson Logar (James Madison), Tyler Pitzer (South Carolina) and Brendan Sweeney (South Carolina), catcher Andrew Raymond (George Mason) and infielder Ryder Woodson (NC State).
- MSU also added a pair of arms from instate junior colleges in Chris Billingsley Jr. (East Central) and Peyton Fowler (Meridian).



ALL-AMERICAN TRIO

- Three members of MSU's roster were tabbed preseason All-Americans entering the 2026 campaign.
- Third baseman Ace Reese was named a first team selection by Perfect Game and Baseball America and a second teamer by D1Baseball and the National Collegiate Baseball Writers Association. The NCBWA selected Reese as a first team All-American last season and received second team honors from D1Baseball, Baseball America and the American Association of Baseball Coaches. He also garnered third team All-America honors from Perfect Game in 2025.
- Noah Sullivan drew first preseason first team recognition from the NCBWA as a designated hitter/utility player. Sullivan was also a 2025 first team selection by the NCBWA and a third team All-American by Baseball America.
- Virginia transfer Aidan Teel also received preseason praise from the NCBWA after being named a fourth team All-American.
- State has had 85 student-athletes selected as postseason All-Americans, earning a total of 165 honors during its storied history.

COMING UP ACES

- Ace Reese's first season at Mississippi State was one of the finest in school history and walked away with multiple SEC and national honors in 2025.
- Reese led the Diamond Dawgs batting .352 with 80 hits, 18 doubles, 21 homers, 66 RBIs, 163 total bases and a .718 slugging percentage which ranking in the top seven in the SEC in each of those categories.
- Reese's 21 homers in 2025 were the eighth-most in a single season in MSU history.
- The Canton, Texas native also produced 25 multi-hit games, 20 multi-RBI games and five multi-homer games.
- Reese was tabbed as an All-American by the NCBWA (first team), D1Baseball (second team), Baseball America (second team), ABCA (second team) and Perfect Game (third team).
- The third baseman was also named the 2025 SEC Newcomer of the Year and a first team All-SEC selection.

THE SMARTEST MAN IN COLLEGE BASEBALL

- Mississippi State's Noah Sullivan was selected as the 2025 Division I Baseball Academic All-American of the Year by College Sports Communicators.
- Sullivan is the first player in program history to be named an Academic All-American of the Year and the 20th Diamond Dawg to be named to the CSC Academic All-America Team. MSU players have been tabbed Academic All-America 25 times total.
- Sullivan posted a perfect 4.0 grade point average as a graduate student majoring in workforce education leadership. He was one of only three players from the Southeastern Conference selected to the CSC Academic All-America first team.

THE VALINCIUS BROTHERS

- For the first time in their careers, the Valincius brothers are playing on the same baseball team.
- Older brother, Vytas, was a second team All-Big Ten outfielder at Illinois last season where he batted .348 with 71 hits and 14 doubles to lead the Illini in each of those categories. He played at Illinois (2024-25), John A. Logan Community College (2023) and South Carolina (2022) during his career.
- Younger brother, Tomas, was a member of the ACC All-Freshman team in 2025 after posting a 6-1 record in 12 starts at Virginia. He ranked second on the team with 70 strikeouts through a team-high 64 2/3 innings and made four quality starts.
- Although the Valincius brothers share the diamond and the same last name, they differ

on how each pronounces it. Vytas prefers his last name to be said as "Vuh-lynn-see-us" while Tomas says it as "Vuh-link-cuss". Neither brother pronounces it the way it's supposed to be said in their parent's native Lithuania, which is "Vuh-lynnch-us". Both brothers have nicknames as well. Vytas goes by "Vito" and Tomas answers to "Tico".

THAT'S JACK BAUER!

- Southpaw pitcher Jack Bauer is rated the No. 1 freshman in the nation by D1Baseball and Perfect Game as well as the Preseason Freshman of the Year by Baseball America.
- Bauer is credited with throwing the fastest pitch ever recorded by a prep pitcher at 103 miles per hour.
- Bauer was rated the No. 44 prospect by MLB.com entering the 2025 draft.
- The Frankfort, Illinois native was originally committed to Brian O'Connor at Virginia and flipped his pledge when O'Connor took the MSU job.
- Bauer was named after Kiefer Sutherland's character in the hit TV show '24', which is also why he chose that for his uniform number.
- MLB.com interviewed Sutherland about Bauer and said "To see someone excel at that level at such a young age, and the fact that he has the last name Bauer and his parents chose to call him Jack...it's kind of fun for me. Like I said, I'm not the most avid baseball fan, but now I've got something to root for."
- Despite it being his namesake, Bauer had never seen '24' but began binge watching the series in December during his Christmas break.
- Bauer made his collegiate debut against Troy on Feb. 17 and promptly struck out the side in order in his first inning of work.
- Bauer was selected to the SEC All-Freshman team and invited to training camp with USA Baseball this summer.

MAROON AND WHITE FAITHFUL

- Mississippi State's Dudy Noble Field is the home of all the top 25 all-time on-campus attendance records, including the top mark of 16,423 on April 15, 2023.
- The Bulldogs are the only NCAA baseball program to boast oncampus attendances of 14,000 or more.
- MSU has drawn five of those top 25 crowds this season, including the No. 3 crowd against LSU on April 25 during the Saturday game of Super Bulldog Weekend.
- The five largest NCAA Super Regional crowds have all assembled in Starkville, Mississippi, as well. From April 14-16, 2023, the Bulldog faithful flooded the gates at Dudy Noble Field to the tune of 43,986 fans for a three-game series versus Ole Miss. The nearly 44,000 fans on the weekend set an NCAA on-campus attendance record for a three-game series.
- During the 2025 season, the Diamond Dawg faithful showed up in droves as 330,009 fans appeared for 30 games at The Dude with Mississippi State receiving the second-largest average attendance in the nation, averaging exactly 11,000 fans per game. The Diamond Dawgs had 10,000+ fans at 18 home games in 2025 and currently lead the country averaging 11,780 per game this year.

TAKE A CHANCE ON ME

- Graduate Bryce Chance is the lone member of Mississippi State's roster that played for the Bulldogs prior to 2025.
- Chance walked onto the team and redshirted in 2022 but has appeared in 212 games and made 196 starts as an outfielder in the four seasons since.
- The lifelong MSU fan has maintained a perfect 1.000 fielding percentage while also hitting .321 with 47 doubles, two triples, 14 homers, 134 RBIs and 36 steals over the course of his career.

LAST SEC SWEEPS

MSU at HOME VS.

| | |
|----------------|----------------------|
| Alabama | April 12-14, 2019 |
| Arkansas | April 20-21, 2018 |
| Auburn | April 19-21, 2024 |
| Florida | May 17-19, 2018 |
| Georgia | April 26-28, 2019 |
| Kentucky | May 3-4, 2025 |
| LSU | April 24-26, 2026 |
| Ole Miss | May 18-19, 2002 |
| Missouri | May 5-7, 2016 |
| Oklahoma | Never |
| South Carolina | Never |
| Tennessee | March 24-26, 2017 |
| Texas | Never |
| Texas A&M | April 30-May 1, 2021 |
| Vanderbilt | March 20-22, 2026 |

MSU ON THE ROAD VS.

| | |
|----------------|-------------------|
| Alabama | May 20-22, 2021 |
| Arkansas | March 21-23, 2003 |
| Auburn | April 9-11, 2021 |
| Florida | Never |
| Georgia | March 28-30, 1997 |
| Kentucky | April 1-3, 1994 |
| LSU | April 18-19, 1981 |
| Ole Miss | March 27-29, 2026 |
| Missouri | May 15-17, 2025 |
| Oklahoma | Never |
| South Carolina | April 17-19, 2026 |
| Tennessee | May 6-8, 2011 |
| Texas A&M | April 12-14, 2013 |
| Texas | Never |
| Vanderbilt | April 20-21, 1991 |

TOP 25 CROWDS AT THE DUDE

| Rank | Attendance | Opponent | Date |
|------|------------|---------------|-----------------|
| 1. | 16,423 | * Ole Miss | April 15, 2023 |
| 2. | 15,586 | Ole Miss | April 12, 2014 |
| 3. | 15,289 | LSU | April 25, 2026 |
| 4. | 15,078 | Texas A&M | April 16, 2016 |
| 5. | 14,991 | Florida | April 22, 1989 |
| 6. | 14,834 | Vanderbilt | March, 21, 2026 |
| 7. | 14,814 | Tennessee | April 11, 2026 |
| 8. | 14,739 | Ole Miss | April 14, 2023 |
| 9. | 14,649 | Vanderbilt | March 20, 2026 |
| 10. | 14,562 | Auburn | April 20, 2013 |
| 11. | 14,468 | Ole Miss | May 9, 2025 |
| 12. | 14,385 | # Notre Dame | June 12, 2021 |
| 13. | 14,378 | LSU | April 16, 1988 |
| 14. | 14,348 | Georgia | April 3, 2026 |
| 15. | 14,320 | Arizona State | Feb. 25, 2023 |
| 16. | 14,273 | Alabama | May 4, 2024 |
| 17. | 14,228 | LSU | April 9, 2022 |
| 18. | 14,077 | Alabama | March 26, 2022 |
| 19. | 13,974 | LSU | March 16, 2024 |
| 20. | 13,971 | # Notre Dame | June 13, 2021 |
| 21. | 13,970 | Kentucky | May 3, 2025 |
| 22. | 13,772 | Auburn | May 8, 2026 |
| 23. | 13,761 | Arkansas | April 25, 1992 |
| 24. | 13,715 | # Clemson | June 9, 2007 |
| 25. | 13,691 | Kentucky | April 8, 2017 |

* - NCAA on-campus attendance record

- NCAA Super Regional

NOTE: Mississippi State owns 161 crowds of 10,000-plus in the history of the program. Dudy Noble Field has hosted all 25 of the top 25 on-campus crowds in NCAA history.



- Chance is currently tied for fourth in the SEC with 18 doubles, 10th in batting average (.346) and tops MSU with 13 steals. He has only struck out 16 times all season. In conference play, he's batting .336 with two grand slams and has only fanned 12 times in 132 plate appearances and was a second team All-SEC selection.
- Chance was selected to the Tony Gwynn Community Service Trophy Starting 9 and SEC Community Service Team for his charitable efforts with the Challenger and Miracle leagues, which promotes baseball to children and adults with special needs in the Golden Triangle. Chance's brother, Brooks, is autistic and actively participates in those games.
- Chance married his wife Abby during the offseason this past July and his father Chris was a longtime member of MSU's stat crew for football and basketball.
- The Ridgeland native got the nickname "Beans" from former Diamond Dawg catcher Logan Tanner who said he looked like the character Bernard "Beans" Aranguren from the Disney Channel show "Even Stevens".

DRAFT SUCCESS

- MSU saw seven players selected in the 2025 MLB Draft and has had 18 total players taken in the past two drafts.
- Pitchers Pico Kohn (4th Rd/Yankees), Evan Siary (8th Rd/Rangers), Karson Ligon (9th Rd/Blue Jays), Luke Dotson (11th Rd/Diamondbacks), Nate Williams (13th Rd/Cubs) and Jacob Pruitt (15th Rd/Phillies) were all drafted along with the program's all-time home run king in first baseman Hunter Hines (10th/ Nationals).
- The Diamond Dawgs have had 14 pitchers drafted over the past two years, which is tied for the most in the nation during that span.
- State has had 248 draft selections (207 student-athletes) during its storied history, including 20 first round picks.

'MADE OUT LIKE BANDITS'

- D1Baseball's Mark Etheridge wrote that "the Bulldogs made out like bandits" in regards to the 2025 MLB Draft getting blue-chip prep signees Jack Bauer and Jacob Parker to campus along with Ben Davis, Gehrig Frei, Noah Sullivan and Bryce Chance also electing to return for their final years.
- Parker was rated the No. 109 draft prospect by MLB.com entering the draft and was selected in the 19th round (573rd overall) by Arizona.
- Bauer went undrafted despite being ranked the No. 44 draft prospect by MLB.com.
- Ultimately, Mississippi State suffered three draft casualties. Parker's twin brother JoJo, a shortstop, was taken eighth overall by Toronto while right-handed pitchers Landon Harmon (East Union Attendance Center) and Davion Hickson (Rice transfer) were selected in the third and fifth rounds by the Nationals and Dodgers, respectively.

USA BASEBALL INVITES

- Four members of Mississippi State's roster will have the opportunity to don the Stars and Stripes this summer.
- Pitchers Jack Bauer, Ryan McPherson and Tomas Valincius along with outfielder Jacob Parker were all invited to USA Baseball Collegiate National Team Training Camp in Cary, North Carolina next month. The Diamond Dawg quartet will be competing for a roster spot on the USA Baseball Collegiate National Team.
- McPherson - along with current MSU teammate Ace Reese - were members of the Collegiate National Team last year that traveled to Japan. Valincius also took part in training camp last summer. Bauer has also pitched for USA Baseball's 16/17U National Team Development Program and 18U team trials.

- Since 1984, 23 Diamond Dawgs (17 players, six coaches) have been selected to the USA Baseball Collegiate National Team.
- National Team Training Camp participants will be divided into two teams - Stars and Stripes - to play three doubleheaders against various opponents from the Appalachian League in North Carolina and Virginia from June 27-29. The annual Stars vs. Stripes five-game series will be held at the USA Baseball National Training Complex in Cary from June 30-July 4.
- The USA Baseball Collegiate National Team will be announced on July 5. Those selected will take part in the inaugural World Collegiate Baseball Championship in Taichung City, Taiwan from July 11-15 against collegiate players representing China, Japan and Taiwan.

THE MUSTACHE MAN

- The origin of Noah Sullivan's now signature facial hair started innocently enough.
- In the fall of 2024 after transferring in from USC Upstate, Sullivan was suggested to try a Rollie Fingers-esque handlebar mustache by former hitting coach Jake Gautreau. A little mustache wax later and Sullivan had his trademark look.
- Sullivan's mustache became an instant viral sensation with the Maroon and White faithful and it wasn't long before children began wearing fake mustaches throughout Dudy Noble Field.

ALL ABOUT THE THREADS

- Deion Sanders famously said "If you look good, you feel good. If you feel good, you play good." Below is a list of how MSU fared in each of its uniforms over the last three seasons:

| Uniform | 2024 | 2025 | 2026 |
|---------------------|------|------|------|
| Black Script State | 9-3 | 8-5 | 5-3 |
| Gray Script State | 3-2 | 2-4 | -- |
| Maroon Script State | 4-3 | 3-0 | -- |
| Shades Script State | -- | -- | 2-0 |
| Maroon '85s | 12-5 | 11-7 | 11-6 |
| White '85s | 10-4 | 5-3 | 7-3 |
| White Pinstripes | 1-4 | 6-2 | 10-3 |
| Gray Pinstripes | 1-2 | 1-2 | 5-2 |

NEW DAWGS ON DECK

- Mississippi State inked 16 members of its 2026 signing class during the fall.
- Perfect Game rated the Diamond Dawgs with the No. 6 class nationally, including five players in its top 100.
- [Wilson Andersen, RHP, Tampa, Fla. \(Tampa Jesuit\)](#)
- [Will Brick, C, Memphis, Tenn. \(Christian Brothers\)](#)
- [Landon Brown, INF, Rosharon, Texas \(Iowa Colony\)](#)
- [Jake Carbaugh, RHP, Plant City, Fla. \(Plant City\)](#)
- [Noah Danza, INF, Turnersville, N.J. \(Gloucester Catholic\)](#)
- [Beckett Doane, LHP, Noblesville, Ill. \(Noblesville\)](#)
- [Peyton Firgens, INF, Plano, Texas \(McClennan CC\)](#)
- [Zach Geertsma, INF, Berkeley Heights, N.J. \(Livingston\)](#)
- [Michael Hanna, LHP, Oradell, N.J. \(Don Bosco Prep\)](#)
- [Dax Hardcastle, INF, Stockton, Calif. \(St. Mary's\)](#)
- [Harlin Hovater, C, Senatobia, Miss. \(Meridian CC\)](#)
- [Denton Lord, RHP, Santa Rosa Beach, Fla. \(South Walton\)](#)
- [Rocco Maniscalco, INF, Oxford, Ala. \(Oxford\)](#)
- [Daniel Nienaber, RHP, Glen Allen, Va. \(Glen Allen\)](#)
- [Martin Shelar, OF, Atlanta, Ga. \(Marist School\)](#)
- [Hunter Strohm, C, Hummelstown, Penn. \(Lower Dauphin\)](#)

IT'S IN THE GENES

- Many of Mississippi State's squad have parents and/or siblings that also played collegiate sports as well.
- Seven Bulldogs have fathers that played professionally and three also have a brother currently in pro ball.
- [Jacob Parker: JoJo \(twin brother\) Blue Jays MiLB 2025-present](#)
- [Aidan Teel: Garet \(dad\) Dodgers MiLB 1989-1992](#)

- [Aidan Teel: Kyle \(brother\) White Sox MLB 2025-present](#)
- [Ryder Woodson: Kerry \(dad\) Mariners MLB 1992](#)
- [Chone James: Willie \(dad\) Braves MiLB 2002-06](#)
- [Maddox Miller: Matt \(dad\) Rockies, Indians MiLB 2003-07](#)
- [Peter Mershon: Brian \(dad\) Reds MiLB 1987](#)
- [Peter Mershon: David \(brother\) Angels MiLB 2024-present](#)
- [Blake Bevis: Bob \(dad\) Blue Jays MiLB 1987](#)
- [Dane Burns: Chris \(dad\) Sharks NHL 1992 Draft Pick \(goalie\)](#)

2026 RON POLK RING OF HONOR

- Two Major League managers and a World Series champion comprise this year's Ron Polk Ring of Honor Class.
- Nat "Buck" Showalter, Alex Grammas and Chris Stratton will be the latest group of Mississippi State Baseball legends to be immortalized onto the pillars of the Adkerson Plaza in right field at Dudy Noble Field/Polk/DeMent Stadium.
- The Diamond Dawg trio becomes the eighth class to be enshrined into the prestigious Ron Polk Ring of Honor, which was established in 2019. Showalter, Grammas and Stratton's induction day was on April 4.

NAT "BUCK" SHOWALTER (1977)

Only spent one year in Starkville but it was a memorable one, establishing a new single-season batting average record hitting an astounding .459 (67-for-146). Was a fifth-round draft pick by the Yankees and spent seven seasons playing in the Minor Leagues, rising to Triple-A. Began his coaching career in the Yankees farm system in 1985 and was named the manager of the big-league Yankees in 1992 and served in that capacity for four years. Also managed the Diamondbacks (1998-2000), Rangers (2003-06, Orioles (2010-18) and Mets (2022-23). Became the third manager in MLB history to be named Manager of the Year four times and the only one to do so in four different decades. Won 1,727 career games and coached six playoff teams. Served as a television analyst for ESPN's Baseball Tonight and appeared as himself on the hit TV show, Seinfeld.

CHRIS STRATTON (2010-12)

As a junior in 2012, became MSU's first consensus first team All-American in 27 years. Closed out his collegiate career ranked third in program history with 279 strikeouts. Named the National and SEC Pitcher of the Year and won the Ferriss Trophy in 2012 after posting an 11-2 record with a 2.38 ERA and 127 strikeouts in 109 2/3 innings. Fanned a career-best 17 batters in an 8 2/3-inning start at LSU on March 17, 2012. Was drafted in the first round (20th overall) by San Francisco in 2012. Pitched for a decade as a starter and reliever in the Major Leagues for the Giants, Angels, Pirates, Cardinals, Rangers, Royals and Dodgers. Won a World Series with Texas in 2023.

ALEX GRAMMAS (1947-49)

Was a two-time first team All-SEC selection at shortstop in 1948-49. Also earned first team All Region honors after leading the team in home runs and RBIs in 1949. Played 10 seasons in the Major Leagues with the St. Louis Cardinals, Cincinnati Reds and Chicago Cubs from 1954-63. Began his coaching career in 1964 as the manager of the Cubs' Double-A affiliate, the Fort Worth Cats. Went on to work as an assistant coach in four World Series and won two championships with Cincinnati (1975) and Detroit (1984). Was the manager for Pittsburgh for the final five games of the 1969 season and served as manager for Milwaukee during the 1976-77 seasons.

OMADAWGS

- Mississippi State is one of four programs in NCAA History to play in the NCAA Men's College World Series in six-straight decades?
- The Bulldogs join Arizona State, Texas and Florida State as the only teams that have been to Omaha in six decades.
- MSU has played in the CWS in the 1970s, 1980s, 1990s, 2000s, 2010s and 2020s.
- MSU has reached Omaha 12 times in program history, including three consecutive trips from 2018-21. The Bulldogs played in the 1971, 1979, 1981, 1985, 1990, 1997, 1998, 2007, 2013, 2018, 2019 and 2021 College World Series.
- The Omadawgs have one national championship (2021), a runner-up finish (2013) and two third-place finishes in program history (1985, 2018).



TICO SHINES IN CONFERENCE PLAY

- Over 10 SEC starts, Tomas Valincius struck out a league-best 86 across 59 1/3 innings, and held hitters to a .220 batting average.
- Valincius was named the SEC Co-Pitcher of the Week following his shutout performance at the then fifth-ranked Arkansas on March 14. The seven-inning start was a career-long for the sophomore southpaw, who also matched his then season-high with seven strikeouts.
- The Lockport, Illinois native followed up with an even better performance the following week against Vanderbilt, where he struck out a career-best 14 batters while matching his career-high seven innings. Valincius gave up only two hits, one walk and no earned runs.
- Valincius is 10-2 overall this season. He has a miniscule ERA of 2.93 this year with 120 strikeouts in 86 innings of work and has limited opposing teams to a .223 batting average against him.
- Baseball America tabbed Valincius to its National Team of the Week for Week 6 and also to its Pitcher of the Year Midseason Watch List.
- Perfect Game and D1Baseball also picked Valincius as a Midseason All-American and he was also named to the midyear watch list for the Golden Spikes Award.
- The College Baseball Hall of Fame selected Valincius as a semifinalist for its National Pitcher of the Year Award. The first team All-SEC performer also won the Ferriss Trophy, presented annually to the top collegiate player in Mississippi.

AN IMPRESSIVE AFTERNOON

- The Diamond Dawgs unleashed one of the most explosive offensive performances in program history on March 7 at Dudy Noble Field, overwhelming Lipscomb 26-0 behind a 20-hit barrage and a one-hitter on the mound to end the game in seven innings due to the run rule.
- The 26 runs were the most scored by a Bulldog team since State defeated Alcorn State 27-4 on April 20, 2010 and surpassed the 25 runs MSU had at Missouri on May 15 last season. It was also the largest margin of victory since a 29-0 shutout of Mississippi Valley State on Feb. 24, 1999.
- Against Lipscomb, the Bulldogs erupted for 12 runs during the bottom of the third inning. State sent 16 batters to the plate during that explosive frame turning an already 7-0 lead into a 19-0 rout.
- Noah Sullivan went 3-for-4 in that contest, slugging a pair of home runs and finishing with six RBIs. Kevin Milewski and Gehrig Frei also homered that day while Drew Wyers went 3-for-3 with a pair of RBIs.

A TRIO OF ONE-HITTERS

- Mississippi State's pitching staff has hurled three one-hitters this season.
- The Diamond Dawgs allowed an infield single to Alcorn State in a 19-0 victory on Feb. 18. Tyler Pitzer, Maddox Miller, Parker Rhodes, Jackson Logar, Dane Burns and Tanner Believeau combined for 14 strikeouts in that contest.
- MSU's arms followed up with another one-hitter on March 7 in a 26-0 shutout of Lipscomb. Burns, Duke Stone, Charlie Foster and Parker Rhodes also surrendered a single while fanning 10 and only walking one.
- The Bulldogs' third one-hit performance came

on March 17 in a 17-1 victory over Jackson State. Miller surrendered a single to the second batter of the game and combined with Rhodes, Foster, Pitzer and Brendan Sweeney followed up with six more frames without allowing another hit.

- The Bulldogs also tossed a two-hitter in a seven-inning shutout of Grambling on March 31.

SENSATIONAL SOPHOMORE STARTERS

- Mississippi State's weekend pitching rotation from 2025 - Pico Kohn, Evan Siary and Karson Ligon - were all lost to the MLB Draft.
- The Bulldogs are banking on a talented but inexperienced crop of sophomores to round out their rotation this year. Ryan McPherson, Tomas Valincius, Charlie Foster and Duke Stone have all made starts for MSU this spring.
- McPherson, Foster and Stone combined for 55 1/3 innings during their freshman campaigns in Starkville last season, most of which came against non-conference competition. McPherson led that trio with 8 1/3 innings during SEC play while Foster was limited to 2 1/3 innings and Stone only faced three hitters in league play.
- Valincius brought the most experience as a starter, having made a dozen starts for Brian O'Connor at Virginia last year. He posted a 6-1 record working in mostly the Sunday starter role with 70 strikeouts and only 17 walks in 64 2/3 innings and earned Freshman All-ACC honors.
- So far this spring, the combination of McPherson, Valincius, Foster and Stone have made every weekend start and started 46 of State's 57 games.

DIAMOND DAWG CLASSIC

- Back in November, Dudy Noble Field hosted the inaugural Diamond Dawg Classic and 10,172 fans bought tickets to the alumni game, which was streamed on SEC Network+.
- Legends Will Clark and Rafael Palmeiro drafted and managed Team Thunder and Team Lightning, respectively.
- A total of 51 current or former professional players were in attendance, 17 of which reached Major League Baseball including seven MLB All-Stars, six first-round draft picks and four World Series champions. Current MLB players Adam Frazier and Jake Mangum were two of the many marquee names to play in the game.
- Also returning for that magical fall evening were 17 All-Americans, 41 former Bulldogs who played in at least one College World Series and nine who were part of the 2021 national championship team.
- After seven innings, Team Thunder and Team Lightning were tied 8-8 and came down to a "swing off" tiebreaker between Hunter Renfroe and Mitch Moreland. Renfroe prevailed giving Team Lightning the win and Palmeiro was presented with a custom championship belt.

PARKER POWER

- Mississippi State outfielder Jacob Parker has been selected as one of five finalists to be Baseball America's Freshman of the Year.
- Parker has had a phenomenal rookie season for the Diamond Dawgs and was selected to the SEC's All-Freshman Team last week. The Purvis native has appeared in 48 games and drawn 39 starts where he's hit .315 with nine

doubles, a triple, 13 home runs, 51 RBIs and seven steals.

- Parker's numbers were just as impressive during SEC play where he was MSU's third-leading hitter with a .318 average to go along with six doubles, a triple, seven homers, 23 RBIs and a pair of stolen bases. He earned SEC Freshman of the Week on March 23 and was also selected as a Midseason Second Team Freshman All-American by Perfect Game.
- The 6-foot-3, 220-pounder is joined by Texas' Sam Cozart and Anthony Pack, North Carolina's Caden Glauber and Stanford's Teddy Tokheim as finalists for the award. Baseball America will name its Freshman of the Year on June 11.
- Rafael Palmeiro is the only Bulldog to be named Freshman of the Year by Baseball America in 1983. J.T. Ginn (Collegiate Baseball, Perfect Game) and Christian MacLeod (Collegiate Baseball) were also tabbed National Freshman of the Year by other outlets.

STONE WAS ROLLING

- Mississippi State's Duke Stone was selected as the SEC Co-Pitcher of the Week following his career-best outing in a series-clinching shutout at South Carolina on April 18.
- Stone set new career highs with a dozen strikeouts across six scoreless innings and finishing with 101 pitches. The sophomore from Uvalda, Georgia scattered five hits and walked three to improve to 6-1 on the season.
- The 6-foot-5, 235-pound right-hander shared the weekly honor with Cade Townsend of Ole Miss. Stone is the second Bulldog to be named SEC Co-Pitcher of the Week joining Tomas Valincius (March 16) and is the third MSU player to win a weekly award from the conference following Jacob Parker's Freshman of the Week honor on March 23.

DAVIS SLAMS THE DOOR

- Ben Davis' contributions at the back end of Mississippi State's bullpen haven't gone unnoticed.
- The National Collegiate Baseball Writers Association (NCBWA) named the Diamond Dawgs' closer to its Stopper of the Year midseason watch list. Davis has appeared in 19 games – all in relief – and is 0-2 with five saves, a 3.35 earned run average, 50 strikeouts and only 12 walks in 43 innings.
- The senior right-hander from Booneville was also on the preseason watch list for the honor. Jonathan Holder (2013), Jacob Lindgren (2013) and Landon Sims (2021) have all been finalists for the Stopper of the Year award.
- Davis was a second team All-SEC selection and is one of 61 pitchers tabbed to the mid-season watch list. Finalists will be announced on June 3 and the winner on June 12 during the College World Series.
- The former JUCO catcher was also a second team All-SEC selection by the league's coaches.

TWO-WAY TALENTS

- Noah Sullivan and Tanner Believeau are expected to contribute at the plate and on the mound for the Bulldogs this season.
- Sullivan was the lone player to start all 59 games for State last season, all as a designated hitter where he was second on the team batting .345 with 70 hits, 16 doubles, 15

SERIES HISTORY

Series Record: Cincinnati 3-0; Louisiana 4-3; Lipscomb 12-0

Home: UC 3-0; UL 2-1; LU 11-0

Road: UC N/A; UL 0-2; LU 1-0

Neutral: UC N/A; UL 2-0; LU N/A

First Meeting: UC - 2/13/15 (Starkville) W, 6-2; UL - 3/13/91 (Starkville) L, 8-1; LU - 3/7/03 (Starkville) W, 8-1

Last Meeting: UC - 2/15/15 (Starkville) W, 16-7; UL - 3/15/23 (Biloxi) W, 4-2; LU - 3/7/26 (Starkville) W, 26-0 [7]

Last 10 Meetings: UC 3-0; UL 4-3; LU 10-0

Largest Margin of Victory: UC -19-5 (2/14/15); UL - 4-0 (3/10/21); LU - 26-0 [7] (3/7/26)

Smallest Margin of Victory: UC - 6-2 on 2/13/15; UL - 4-2 (3/15/23); LU - 4-3 (3/11/23)

Average Runs vs. Opponents: UC 14, UL 4; LU 11



home runs and 46 RBIs. He also ranked third in the SEC with a .475 on-base percentage and reached base in 33 consecutive games during one stretch last spring.

- Sullivan also made seven midweek starts on the mound where he posted a 1.96 earned run average with 15 strikeouts and just three walks through 18 1/3 innings but did not factor into a decision.
- Beliveau will primarily be used as a reliever, possessing a high-90s fastball. He did hit .411 with 10 homers and 43 RBIs during his senior campaign at Petal High School and slugged a homer during State's fall exhibition game against Louisiana Tech.
- Aidan Teel, Braden Booth, Chris Billingsley Jr., Blake Bevis, Maddox Webb and Ben Davis have all been two-way players during their college careers.
- MSU has had success with past two-way players Mitch Moreland, Hunter Renfroe, Jay Powell, Bobby Thigpen, Brandon Woodruff, Jake Mangum and Pete Young all reaching the big leagues.

REESE'S PIECES

- Ace Reese hit his 20th home run on May 16 to become just the third player in program history to have back-to-back 20-plus homer seasons joining Will Clark and Rafael Palmeiro (1984-85).
- Reese was also selected to Baseball America's National Team of the Week for Week 13.
- Reese hit a sizzling .632 (12-for-19) with two doubles, three home runs, nine RBIs and scored six runs for the Diamond Dawgs from May 5-9.
- The junior third baseman went 4-for-5 with a pair of homers and a career-high six RBIs during the midweek win over Nicholls. He had another 4-for-5 performance against Auburn on Friday with two doubles and an RBI. The 6-foot-4, 220-pounder from Canton, Texas wrapped up his huge week with a 3-for-4 outing against the Tigers that included a two-run homer.
- Reese was the third MSU player to be picked for one of Baseball America's National Team of the Week this season. Pitchers Tomas Valincius (March 24) and Duke Stone (April 21) have also earned the honor.

CERANTOLA GETS THE CALL

- Eric Cerantola became the 72nd player in Mississippi State history to be called up to the Major Leagues on May 6.
- The Kansas City Royals called up the 26-year-old reliever from Triple-A who made his MLB debut that night against Cleveland. He worked a scoreless ninth inning with a pair of strikeouts.
- Cerantola had been splendid through a dozen appearances with Omaha this season, sporting a 1-0 record, five saves and a 1.42 earned run average with 18 strikeouts across 12 2/3 innings. He also pitched for Team Canada during the World Baseball Classic in March.
- The 6-foot-5, 225-pounder from Oakville, Ontario lettered for the Diamond Dawgs from 2019-21 where he appeared in 25 games and made a dozen starts. He finished his college career with a 4-2 record, 4.41 ERA, 67 strikeouts and 33 walks across 49 total innings.
- Cerantola was a fifth-round draft pick by Kansas City in 2021 coming off the heels of helping MSU claim its first national championship. He is the first Bulldog to make it from #StateToTheShow since Jake Mangum on March 29, 2025.

VALINCIUS CLAIMS FERRISS TROPHY

- Tomas Valincius has made his first season in Maroon and White a memorable one.
- The Mississippi State sophomore pitcher has already picked up numerous honors for his mound prowess this year. On Monday, Valin-

cius added another to his collection by being named the Ferriss Trophy winner for 2026.

The Ferriss Trophy is presented annually to the top collegiate player in the Magnolia State at the Mississippi Sports Hall of Fame and Museum. He claimed the honor over finalists Grayden Harris (Southern Miss), Ace Reese (MSU), Cade Townsend (Ole Miss) and Judd Utermark (Ole Miss).

Valincius has made 14 starts this season going 9-2 with a 3.04 earned run average, 112 strikeouts and only 17 walks in 80 innings of work. The Lockport, Illinois, native is tied for the SEC lead in wins, is second in strikeouts, fourth in innings, and fifth in ERA. He has struck out 86 batters in SEC play, more than any other pitcher in the conference.

An MSU player has won the Ferriss Trophy 10 times during its 22 years of existence, the most of any program. Former Bulldogs to claim the Ferriss Trophy are Thomas Berkery (2006), Ed Easley (2007), Chris Stratton (2012), Hunter Renfroe (2013), Jake Mangum (2016, 2019), Brent Rooker (2017), Tanner Allen (2021) and Dakota Jordan (2024).

Mangum is the only two-time winner of the Ferriss Trophy. The award is named in honor of former Diamond Dawg legend Dave "Boo" Ferriss.

SEVEN DAWGS SELECTED ALL-SEC

Seven members of Mississippi State's baseball team were selected as All-Conference performers by the league's coaches on Monday. Sophomore starting pitcher Tomas Valincius, junior third baseman Ace Reese and graduate designated hitter Noah Sullivan were all received first team All-SEC honors. Graduate outfielder Bryce Chance and senior reliever Ben Davis were both selected to the second team while outfielder Jacob Parker and pitcher Jack Bauer were picked as Freshman All-SEC performers.

Since 1941, a total of 135 Diamond Dawgs have earned 172 All-SEC honors. Bauer and Parker became the 14th and 15th MSU players to receive a spot on the SEC All-Freshman team and the first since Dakota Jordan in 2023. It's just the second time two Bulldog rookies have been recognized, joining CT Bradford and Adam Frazier in 2011.

It is the second-straight year Reese has received first team All-SEC honors. The Canton, Texas product is the only player to start all 57 games for State this season. He heads into the NCAA Tournament leading the conference with 21 doubles while also ranking third in home runs (20), fourth in slugging (.691) and total bases (154), fifth in runs (65) and RBIs (69) and 10th in hits (73) and walks (38). His 12 home runs in SEC play tied for the second-most in the league.

Valincius ended the regular season tied for the SEC lead with nine wins, is second with 112 strikeouts, fourth with 80 innings pitched and is fifth in ERA at 3.04. The left-hander from Lockport, Illinois struck out 86 batters in SEC play, more than any other pitcher in the league. Sullivan started 47 games as State's designated hitter and three more at first base in the regular season. The Orlando, Florida native hit a team-best .344 during conference play, which was tied for the eighth-highest batting average in the SEC. His 43 hits during league action tied for the fifth-most and his overall on-base percentage of .452 ranked No. 10 in the conference.

Chance also appeared in all 55 regular season games (54 starts) in the outfield and posted a perfect fielding percentage. The Ridgeland product led the Diamond Dawg regulars with a .350 batting average and also topped the team with 12 steals. His average was good enough for ninth in the league while his 18 doubles were tied for third.

Davis made 22 appearances in the regular season— all out of the bullpen — and collected five saves. The right-hander from Booneville logged 42 innings, struck out 50 and only walked 11 while holding hitters to a .229 average. His save total is tied for ninth among SEC

closers.

Parker played in 46 games and made 37 starts during the regular season hitting .326 with nine doubles, a triple, 13 homers and 50 RBIs. The Purvis native's .681 slugging percentage ranks eighth among SEC hitters. He batted .318 with seven bombs and 23 RBIs during conference play.

Bauer pitched in 13 games during the regular season and was a perfect 4-0 on the mound. The flamethrowing southpaw from Frankfort, Illinois fanned 30 batters in 21 frames. Twenty of Bauer's strikeouts came during SEC action.

TONY GWYNN TROPHY STARTING 9

Bryce Chance has certainly made an impact in Mississippi State's lineup, outfield and on the base paths throughout his career.

But the graduate was recently recognized for his contributions off the field as well. Chance was selected to the Tony Gwynn Community Service Trophy Starting 9. The award is in its second year and recognizes student-athletes who are active in service and volunteerism in their communities.

Chance has regularly volunteered his time with both the Miracle and Challenger Baseball Leagues in the greater Golden Triangle area for the past four years. The Miracle and Challenger Leagues provide avenues for children and adults with special needs with an avenue to play baseball and Chance has been instrumental in assisting with camps and games.

This cause is near and dear to Chance. His older brother, Brooks, is autistic and is an active participant in the games that Chance volunteers at along with his Mississippi State teammates.

In addition to the Miracle and Challenger Leagues, Chance has also volunteered his time with the local Salvation Army and makes annual visits to Batson's Children's Hospital in Jackson. National Collegiate Baseball Writers Association (NCBWA) board members along with select college baseball coaches and national media members will choose the Tony Gwynn Trophy winner from the nine finalists. The winner will be announced during the College World Series in June.

HOSTING AGAIN AT THE DUDE

Mississippi State will make its 42nd NCAA Tournament appearance this weekend when it welcomes Cincinnati, Louisiana and Lipscomb to Dudy Noble Field for the Starkville Regional. State is making its third consecutive appearance in the NCAA Tournament. The Bulldogs are hosting for the 16th time in program history and first time since 2021 when they went on to host a Super Regional and eventually won the school's first national championship.

It is Mississippi State's 36th NCAA Regional selection and boasts 16 regional titles on its resume. The Diamond Dawgs are 91-47 all-time in regional action and reached the finals of the Tallahassee Regional last season.

Mississippi State is 19-3 all-time against the Starkville Regional field. The Bulldogs are a perfect 12-0 against Lipscomb and swept the Bison at home earlier this season on March 5-7 by scores of 8-3, 9-4 and a 26-0 one-hitter in seven innings.

The Starkville Regional will be paired with the Athens Regional in the NCAA Tournament bracket.



STATE TO THE SHOW

Diamond Dawgs Playing in Major League Baseball

| Name (Yrs. at MSU) | Pos. | Organization |
|----------------------------|------|--------------------|
| Justin Foscoe (2018-20) | 2B | Texas Rangers |
| Adam Frazier (2011-13) | 2B | Los Angeles Angels |
| J.T. Ginn (2019-20) | RHP | Athletics |
| Nathaniel Lowe (2016) | 1B | Cincinnati Reds |
| Jake Mangum (2016-19) | OF | Pittsburgh Pirates |
| Brent Rooker (2014-17) | OF | Athletics |
| Jordan Westburg (2018-20) | 3B | Baltimore Orioles |
| Brandon Woodruff (2012-14) | RHP | Milwaukee Brewers |

Diamond Dawgs in Minor League Baseball

| Name (Yrs. at MSU) | Pos. | Organization (Level) |
|------------------------------|------|-----------------------------|
| Brooks Auger (2022-24) | RHP | Los Angeles Dodgers (A+) |
| Will Bednar (2020-21) | RHP | San Francisco Giants (AA) |
| Eric Cerantola (2019-21) | RHP | Kansas City Royals (AAA) |
| Jurrangelo Cijntje (2023-24) | SHP | St. Louis Cardinals (AA) |
| Nate Dohm (2023-24) | RHP | St. Louis Cardinals (A+) |
| Luke Dotson (2024-25) | LHP | Arizona Diamondbacks (A) |
| J.P. France (2018) | RHP | Houston Astros (AAA) |
| Jackson Fristoe (2021-22) | RHP | New York Yankees (A+) |
| Tyson Hardin (2023-24) | RHP | Milwaukee Brewers (AAA) |
| Houston Harding (2020-21) | LHP | Los Angeles Angels (AAA) |
| Hunter Hines (2022-25) | 1B | Washington Nationals (A+) |
| Colby Holcombe (2023-24) | RHP | Toronto Blue Jays (A+) |
| Connor Hujak (2023-24) | OF | Tampa Bay Rays (A+) |
| K.C. Hunt (2021-23) | RHP | Tampa Bay Rays (AAA) |
| Kamren James (2020-22) | IF | Tampa Bay Rays (AA) |
| Preston Johnson (2021-22) | RHP | Minnesota Twins (AA) |
| Dakota Jordan (2023-24) | OF | San Francisco Giants (A+) |
| Pico Kohn (2022-25) | LHP | New York Yankees (A+) |
| Colton Ledbetter (2023) | OF | St. Louis Cardinals (AAA) |
| Karson Ligon (2024-25) | RHP | Toronto Blue Jays (A) |
| Christian MacLeod (2020-21) | LHP | Miami Marlins (AA) |
| David Mershon (2023-24) | IF | Los Angeles Angels (A+) |
| Aaron Nixon (2023) | RHP | New York Yankees (A+) |
| Konnor Pilkington (2016-18) | LHP | Detroit Tigers (AAA) |
| Jacob Pruitt (2025) | RHP | Philadelphia Phillies (A) |
| Cam Schuelke (2024) | RHP | Cleveland Guardians (A+) |
| Evan Siary (2023-25) | RHP | Texas Rangers (A) |
| Landon Sims (2020-22) | RHP | Arizona Diamondbacks (AA) |
| Cade Smith (2021-23) | RHP | New York Yankees (AA) |
| Khal Stephen (2024) | RHP | Cleveland Guardians (AA) |
| Logan Tanner (2020-22) | C | Cincinnati Reds (A+) |
| Andrew Walling (2022) | LHP | Philadelphia Phillies (AAA) |
| Nate Williams (2023-25) | RHP | Chicago Cubs (A+) |

Diamond Dawgs Coaching in Professional Baseball

| Name (Yrs. at MSU) | Organization | Team (Level) |
|-----------------------------|---------------------|---|
| Travis Chapman (1997-2000) | Cleveland Guardians | MiLB Field Coordinator |
| Carlisle Koestler (2020-21) | Texas Rangers | Supervisor/Dominican Republic Pitching Dev. |

Diamond Dawgs Working in Professional Baseball

| Name (Yrs. at MSU) | Organization | Role |
|-------------------------|----------------------|-------------------|
| Jeff Brantley (1982-85) | Cincinnati Reds | Broadcaster |
| Will Clark (1983-85) | San Francisco Giants | Special Assistant |
| Burke Masters (1987-90) | Chicago Cubs | Team Chaplain |

Mississippi State has produced 72 MLB players and coaches during its storied history. Among that group are 13 All-Stars (30 selections) and seven World Series Champions.



THE LAST TIME...

- SEC Tournament | % - NCAA Regional | ^ - NCAA Super Regional | \$ - College World Series

A MISSISSIPPI STATE TEAM...

| | |
|--|--|
| Won 15+ Consecutive Games | 17 - Feb. 15-March 8, 2013 |
| Won 10+ Consecutive Games | 11 - Feb. 13-28, 2026 |
| Won 10+ Consecutive SEC Games | 12 - April 30-May 25, 2016 |
| Won 5+ Consecutive SEC Games | 6 - April 17-26, 2026 |
| Lost 5+ Consecutive Games | 7 - April 27-May 12, 2023 |
| Lost 5+ Consecutive SEC Games | 6 - April 2-12, 2026 |
| Swept a Three-Game Series | LSU; April 24-26, 2026 |
| at Home | LSU; April 24-26, 2026 |
| on The Road | South Carolina; April 17-19, 2026 |
| Swept a Non-Conference Three-Game Series | Lipscomb; March 5-7, 2026 |
| at Home | Lipscomb; March 5-7, 2026 |
| on The Road | at Hawaii-Hilo; 1985 |
| Swept a Three-Game SEC Series | LSU; April 24-26, 2026 |
| at Home | LSU; April 24-26, 2026 |
| on The Road | South Carolina; April 17-19, 2026 |
| Was Swept in a Three-Game Series | Tennessee; April 10-12, 2026 |
| at Home | Tennessee; April 10-12, 2026 |
| on The Road | at LSU; March 27-29, 2025 |
| Was Swept in a Three-Game Non-Conference Series | at Southern Miss; February 16-18, 2018 |
| at Home | Southeastern Louisiana; February 26-28, 2010 |
| on The Road | at Southern Miss; February 16-18, 2018 |
| Was Swept in a Three-Game SEC Series | Tennessee; April 10-12, 2026 |
| at Home | Tennessee; April 10-12, 2026 |
| on The Road | at LSU; March 27-29, 2025 |
| Played An Extra-Inning Game | W, 10-8 (11 innings) LSU; April 24, 2026 |
| Won An Extra-Inning Game | W, 10-8 (11 innings) LSU; April 24, 2026 |
| Lost An Extra-Inning Game | L, 8-5 (10 innings) vs. Georgia; April 4, 2026 |
| Played Consecutive Extra-Inning Games | May 4-5, 2018; at Alabama, W, 14-12 (10 innings) and L, 3-4 (10 innings) |
| Won Consecutive Games in Extra-Inning | May 10-11, 2014; Tennessee, W, 1-0 (10 innings) and W, 4-3 (12 innings) |
| Won on a Walk-Off | W, 10-8 (11 innings); LSU; April 24, 2026 |
| Kevin Milewski two-run homer | |
| Won Consecutive Games Via A Walk-Off | April 12 & 14, 2022; UAB, W, 6-5 and Auburn W, 7-6 |
| Kamren James RBI sac fly in the 10th inning (UAB) | |
| Luke Hancock RBI walk in the ninth inning (Auburn) | |

A MISSISSIPPI STATE OFFENSE...

| | |
|------------------------------------|--|
| Scored 30+ Runs | 32 - Jackson State; April 29, 1988 |
| Scored 25+ Runs | 26 - Lipscomb; March 7, 2026 |
| Scored 20+ Runs | 21 - Nicholls; May 5, 2026 |
| Scored 15+ Runs | 18 - at Texas A&M; May 14, 2026 |
| Scored 10+ Runs In An Inning | 13 - at Texas A&M (3rd); May 14, 2026 |
| Scored 9+ Runs In An Inning | 13 - at Texas A&M (3rd); May 14, 2026 |
| Scored 8+ Runs In An Inning | 8 - vs. Missouri (6th); May 20, 2026 |
| Had 30+ Hits | 30 - Kentucky; April 30, 1989 |
| Had 25+ Hits | 26 - Little Rock; February 28, 1999 |
| Had 20+ Hits | 20 - Lipscomb (3rd); March 7, 2026 |
| Had 20+ Hits in Back-to-Back Games | Auburn (20, 21); March 23-24, 2019 |
| Had 8+ Home Runs | 8 - at Missouri; May 15, 2025 |
| Had 5+ Home Runs | 6 - Nicholls May 5, 2026 |
| Hit Back-To-Back Home Runs | 5th Inning, Ace Reese (3-run)/Noah Sullivan (Solo) - at Texas A&M; May 16, 2026 |
| Hit Back-To-Back-To-Back Home Runs | 3rd Inning, Kellum Clark (2R HR)/Brad Cumbest (Solo)/RJ Yeager (Solo) - Southern; March 23, 2022 |
| Had 3+ Triples | 3 - Southern Cal; March 14, 2004 |
| Had 8+ Doubles | 8 - Auburn; March 24, 2019 |
| Had 7+ Doubles | 7 - UAB; April 20, 2021 |
| Had 6+ Doubles | 6 - LSU; April 26, 2026 |
| Had 10+ Walks | 10 - Lipscomb; March 7, 2026 |
| Had 9+ Stolen Bases | 10 - Arkansas-Pine Bluff; March 18, 2017 |
| Had 8+ Stolen Bases | 10 - Arkansas-Pine Bluff; March 18, 2017 |
| Didn't Strikeout in a Game | Grambling; April 4, 2023 |
| Didn't Walk in a Game | Tennessee; April 12, 2026 |
| Had Two or Fewer Strikeouts | 2 - Jackson State; March 17, 2026 |
| Was Shut Out | vs. Texas A&M (0-9); May 21, 2025 |
| at Home | Long Beach State (0-3); February 18, 2022 |
| on The Road | at Southern Miss (0-3); Feb. 18, 2025 |
| Back-To-Back Games | Auburn (0-5, 0-4); March 27-28, 2015 |
| Three-Straight Games | vs. Southern Miss (0-3); March 24, 2015 and Auburn (0-5, 0-4); March 27-28, 2015 |

A MISSISSIPPI STATE DEFENSE...

| | |
|------------------------|---|
| Turned 5+ Double Plays | 5 - San Diego; March 8, 2015 |
| Turned 4+ Double Plays | 5 - San Diego; March 8, 2015 |
| Turned 3+ Double Plays | 3 - vs. Ole Miss May 10, 2025 |
| Turned A Triple Play | Auburn-Montgomery; March 9, 1991 |
| Had 5+ Errors | 5 - at Oklahoma March 22, 2025 |
| Had 4+ Errors | 5 - at Oklahoma March 22, 2025 |
| 3+ Caught Stealing | 3 - Logan Tanner; Tulane; February 26, 2021 |



THE LAST TIME...

- SEC Tournament | % - NCAA Regional | ^ - NCAA Super Regional | \$ - College World Series

MISSISSIPPI STATE PITCHING STAFF...

| | |
|--------------------------|---|
| Threw a No-Hitter | Jackson Frostoe (6 IP), Landon Sims (1 IP), Mikey Tepper (1 2/3 IP), Cam Tullar (1/3 IP); Kent State, March 7, 2021 |
| Held Opponent To 1 Hit | Jackson State; March 17, 2026 |
| Held Opponent To 2 Hits | Grambling; March 31, 2026 |
| Struck Out 25+ Batters | 26 - at LSU; 1909 |
| Struck Out 20+ Batters | 20 - Troy; Feb. 25, 2025 |
| Struck Out 15+ Batters | 15 - Auburn; May 7, 2026 |
| Did Not Issue A Walk | Auburn; May 7, 2026 |
| Shut Out An Opponent | at South Carolina (9-0); April 18, 2026 |
| at Home | Grambling (12-0); March 31, 2026 |
| on The Road | at South Carolina (9-0); April 18, 2026 |
| Neutral Site Game | vs. Vanderbilt (9-0); June 30, 2021 \$ |
| Postseason Game | vs. Vanderbilt (9-0); June 30, 2021 \$ |
| Back-To-Back Shutouts | 2021 (Kent State, March 7 [13-0]; Grambling, March 9 [10-0] and Louisiana-Lafayette, March 10 [4-0]) |
| Three-Straight Shutouts | 2021 (Kent State, March 7 [13-0]; Grambling, March 9 [10-0] and Louisiana-Lafayette, March 10 [4-0]) |
| Four-Straight Shutouts | 2021 (Kent State, March 7 [13-0]; Grambling, March 9 [10-0] and Louisiana-Lafayette, March 10 [4-0]; Eastern Michigan, March 12 [14-0]) |
| Shut Out An SEC Opponent | at South Carolina (9-0); April 18, 2026 |
| At Home | South Carolina (6-0); April 6, 2025 |
| On The Road | at South Carolina (9-0); April 18, 2026 |
| Neutral Site | vs. Vanderbilt (9-0); June 30, 2021 \$ |

A MISSISSIPPI STATE BATTER HAD...

| | |
|--|---|
| Hit for the Cycle | Brad Freeman; South Alabama, Feb. 17, 1998 |
| Walk-Off Hit | Kevin Milewski (two-run home run); LSU; April 24, 2026 |
| 8+ At-Bats | 8 - Jordan Westburg, Tanner Allen & Rowdey Jordan vs. LSU, May 22, 2019 # |
| 6+ Hits | 6 - Adam Frazier; at Virginia, June 8, 2013 |
| 5+ Hits | 5 - Dakota Jordan; vs. St. John's, June 2, 2024 % |
| 4+ Hits | 4 - Ace Reese; Auburn, May 8, 2026 |
| 2+ Hits In An Inning | Vytas Valincius (HR,HR); vs. Missouri, May 20, 2026 |
| 5+ Runs | 5 - Jon Knott; Little Rock, Feb. 28, 1999 |
| 4+ Runs | 4 - Reed Stallman; Nicholls, May 5, 2026 |
| 3+ Doubles | 3 - Ryder Woodson; vs. UCLA, March 1, 2026 |
| 2+ Triples | 2 - C.T. Bradford; at Arizona, March 9, 2014 |
| 3+ Home Runs | 3 - Joe Powell; vs. North Alabama, May 14, 2024 |
| 2+ Home Runs | 2 - Vytas Valincius; vs. Missouri, May 20, 2026 |
| Two Homers In Same Inning | Vytas Valincius (6th Inning); vs. Missouri, May 20, 2026 |
| Consecutive Two-Homer Games | Aaron Downs; Queens, March 8-9, 2025 |
| Inside-The-Park Home Run | Cody Brown; Kentucky, April 7, 2017 |
| Leadoff Home Run (Top or bottom of 1st inning) | Gehrig Frei (Top 1st); at Florida State; June 1, 2025 |
| Walk-Off Home Run | Kevin Milewski (two-run HR); LSU; April 24, 2026 |
| Pinch Hit Home Run | Andrew Raymond; Grambling; March 31, 2026 |
| Hit a Grand Slam | Bryce Chance; Auburn, May 7, 2026 |
| Multiple Grand Slams | Never |
| A Pinch-Hit Grand Slam | Never |
| 10+ RBIs | 11 - Jason Nappi; at UAB, March 18, 2008 |
| 9+ RBIs | 9 - Ryan Duffy; vs. Jackson State, April 6, 2010 |
| 8+ RBIs | 8 - Brent Rooker; vs. Indiana State, February 24, 2017 |
| 7+ RBIs | 7 - Kellum Clark vs. Princeton, March 11, 2022 |
| 10+ Total Bases | 12 - Noah Sullivan; at Texas A&M, May 16, 2026 |
| 4+ Walks | 4 - Drew Wyers; Lipscomb, March 6, 2026 |
| 3+ Walks | 3 - Ace Reese; Vanderbilt, March 22, 2026 |
| 4+ Stolen Bases | 4 - David Mershon; LSU, March 17, 2024 |
| 3+ Stolen Bases | 3 - Bryce Chance; Alcorn State, Feb. 18, 2026 |
| Stole Home | Connor Hujak; Samford, March 28, 2023 |
| 4+ Hit By Pitches | 4 - Rowdey Jordan; at Auburn, April 11, 2021 |
| 3+ Hit By Pitches | 4 - Rowdey Jordan; at Auburn, April 11, 2021 |

A MISSISSIPPI STATE PITCHER HAD...

| | |
|-------------------------------|--|
| A Perfect Game | J.T. Peatross; Mississippi College (1-0), 1918 |
| A Complete Game No-Hitter | Gene Morgan (7 IP); at Hawaii-Hilo (2-0), April 6, 1985 |
| A Complete Game (9 Inn.) | Jacob Billingsley; at Southern Miss (8-1), June 6, 2017 % |
| A Complete Game (7 Inn.) | J.T. Ginn; at Texas A&M-1 (0-1), May 4, 2019 |
| Complete-Game 1-Hitter | Unknown |
| Complete-Game 2-Hitter | Ricky Bowen; vs. Ole Miss, March 16, 2008 |
| Consecutive Complete Games | Dakota Hudson; 2016 (at Auburn (4-0), May 13 and Arkansas (7-0), May 19) |
| A Complete-Game Shutout | Dakota Hudson; vs. Arkansas (7-0), May 19, 2016 |
| at Home | Dakota Hudson; vs. Arkansas (7-0), May 19, 2016 |
| on The Road | Dakota Hudson; at Auburn (4-0), May 13, 2016 |
| SEC Game | Dakota Hudson; vs. Arkansas (7-0), May 19, 2016 |
| as a Freshman | Scott Tanksley; vs. Mississippi College (6-0), April 20, 1993 |
| Postseason Game | B.J. Wallace; vs. Nicholls State (1-0), May 21, 1992 % |
| 17+ Strikeouts | 17 - Chris Stratton; at LSU, March 16, 2012 |
| 15+ Strikeouts | 15 - Evan Siary; Ole Miss, May 9, 2025 |
| 10+ Strikeouts | 13 - Tomas Valincius; Auburn, May 7, 2026 |
| 8-Consecutive Strikeouts | 8 - Pico Kohn; at Oklahoma, March 21, 2025 |
| Recorded Two Saves In One Day | Trevor Fitts; vs. Marshall and Alabama A&M, February 22, 2015 |

2026 HONORS TRACKER

Ace Reese, IF

Preseason All-American First Team (Perfect Game & Baseball America)
 Preseason All-American Second Team (DTBaseball & NCBAWA)
 Baseball America Preseason Player of the Year Watch List
 Preseason All-SEC First Team
 Perfect Game Top 100 Juniors (No. 10)
 Golden Spikes Preseason Watch List
 DTBaseball Top 50 Third Basemen (No. 2)
 MLB Pipeline Draft Prospect (No. 18)
 DTBaseball Top 150 MLB Draft College Prospect (No. 12)
 Golden Spikes Award Midseason Watch List
 Baseball America National Team of the Week (Week 13)
 Ferriss Trophy Finalist
 All-SEC first team
 Dick Howser Trophy Semifinalist

Jack Bauer, LHP

Baseball America Preseason Freshman of the Year
 Perfect Game Top 100 Freshman (No. 1)
 DTBaseball Top 100 Freshmen (No. 1)
 Freshman All-SEC

Noah Sullivan, UT/LHP

Preseason All-SEC First Team
 Preseason All-American First Team (NCBWA)
 DTBaseball Top 50 First Basemen (No. 32)
 All-SEC first team

Aidan Teel, OF

Preseason All-American Fourth Team (NCBWA)
 Perfect Game Top 100 Juniors (No. 82)
 DTBaseball Top 150 Outfielders (No. 28)
 DTBaseball Top 150 MLB Draft College Prospect (No. 134)

Parker Rhodes, RHP

Perfect Game Top 100 Freshmen (No. 23)
 DTBaseball Top 100 Freshmen (No. 36)

Maddox Miller, LHP

Perfect Game Top 100 Freshmen (No. 25)
 DTBaseball Top 100 Freshmen (No. 44)

Tanner Beliveau, RHP/UTL

Perfect Game Top 100 Freshmen (No. 60)

Jacob Parker, OF

Perfect Game Top 100 Freshmen (No. 25)
 DTBaseball Top 100 Freshmen (No. 9)
 SEC Freshman of the Week (March 23)
 Perfect Game Midseason Freshman All-American Second Team
 Freshman All-SEC
 Baseball American Freshman of the Year Finalist

Peter Mershon, UTL

Perfect Game Top 100 Freshmen (No. 95)

Ryan McPherson, RHP

Perfect Game Top 100 Sophomores (No. 24)
 DTBaseball Top 200 Starting Pitchers (No. 38)

James Nunnallee, OF

Perfect Game Top 100 Sophomores (No. 33)
 DTBaseball Top 150 Outfielders (No. 95)

Tomas Valincius, LHP

DTBaseball Top 50 Transfer Pitchers (No. 2)
 Perfect Game Top 100 Sophomores (No. 34)
 DTBaseball Top 200 Starting Pitchers (No. 42)
 National Pitcher of the Year Watch List
 SEC Co-Pitcher of the Week (March 16)
 Baseball America Team of the Week (Week 6)
 Baseball America Pitcher of the Year Midseason Watch List
 Perfect Game Midseason All-American First Team
 DTBaseball Midseason All-American
 Golden Spikes Award Midseason Watch List
 National Pitcher of the Year Semifinalist
 Ferriss Trophy Winner
 Golden Spikes Award Semifinalist
 Dick Howser Trophy Semifinalist
 All-SEC first team

Duke Stone, RHP

Perfect Game Top 100 Sophomores (No. 56)
 SEC Co-Pitcher of the Week (April 20)
 Baseball America National Team of the Week (Week 10)

Charlie Foster, LHP

Perfect Game Top 100 Sophomores (No. 68)
 DTBaseball Top 200 Starting Pitchers (No. 164)

Dane Burns, LHP

Perfect Game Top 100 Juniors (No. 99) [Burns is a sophomore]
 DTBaseball Top 150 Relief Pitchers (No. 89)
 DTBaseball Top 100 MLB Draft Prospect (No. 89)

Ben Davis, RHP

Perfect Game Top 100 Seniors (No. 82)
 DTBaseball Top 150 Relief Pitchers (No. 11)
 NCBAWA Stopper of the Year Preseason Watch List
 NCBAWA Stopper of the Year Midseason Watch List
 All-SEC second team

Bryce Chance, OF

Perfect Game Top 100 Seniors (No. 93)
 DTBaseball Top 150 Outfielders (No. 94)
 Tony Gwynn Trophy Starting 9
 SEC Community Service Team
 All-SEC second team

Kevin Milewski, C

DTBaseball Top 50 Catchers (No. 29)

Blake Bevis, 1B/OF

DTBaseball Top 50 First Basemen (No. 42)

Gehrig Frei, IF/OF

DTBaseball Top 50 Second Basemen (No. 48)

Tyler Pitzer, RHP

DTBaseball Top 50 Transfer Pitchers (No. 19)
 DTBaseball Top 150 MLB Draft College Prospect (No. 93)

Jackson Logar, RHP

DTBaseball Top 50 Transfer Pitchers (No. 39)

Maddox Webb, RHP

NCBWA Stopper of the Year Preseason Watch List



BRIAN O'CONNOR

Head Coach

Creighton (1993)

First Season

Brian O'Connor, a 2024 Hall of Fame inductee and the all-time winningest coach at Virginia, was named the 19th head baseball coach in Mississippi State history on June 1, 2025. A proven winner with 917 career victories, seven College World Series appearances and a national title at the helm of the Cavaliers, O'Connor brings a championship résumé and national credibility to Starkville.

O'CONNOR AT A GLANCE

Career record: 957-405-2 (.702)
 2015 College World Series champion
 Seven College World Series appearances
 19 NCAA Tournament appearances
 Nine Super Regional appearances
 Five-time ACC Coach of the Year
 Three-time National Coach of the Year
 109 MLB Draft picks coached
 36 MLB players developed

QUOTABLE: ATHLETICS DIRECTOR ZAC SELMON

"Brian O'Connor is one of the most respected and accomplished coaches in college baseball. He's a national champion, a Hall of Famer, and a proven leader with a track record of building a championship-caliber program. Mississippi State is built to win at the highest level, and Coach O'Connor knows what that takes. From elite player development to consistent success on the national stage, his résumé speaks for itself. He understands the standard here and embraces the opportunity to elevate it even further. This is a defining moment for Mississippi State Baseball and a powerful step forward for our program, our players and our fans."

QUOTABLE: HEAD BASEBALL COACH BRIAN O'CONNOR

"Mississippi State represents everything I love about college baseball — tradition, passion and a relentless pursuit of excellence. I've coached against this program and followed it closely for years. The atmosphere at Dudy Noble Field is nationally recognized as the best in the sport. I'm incredibly honored and grateful for the opportunity to lead a program with this kind of legacy and fan base. Mississippi State has set the standard in college baseball, and I can't wait to get to work, build relationships and compete for championships in Starkville."

QUOTABLE: PRESIDENT DR. MARK E. KEENUM

"At Mississippi State, we have a long tradition of success in baseball. The "M over S," the Maroon and White, and hosting postseason in Starkville is woven into the very fabric of who we are and what we expect of our baseball program. Brian O'Connor is an elite level coach that aligns perfectly with our elite level program. His past certainly speaks for itself, but his clear understanding of the evolution and future of college baseball is clear. We are in the pursuit of championships. I am thrilled for Coach O'Connor, our student-athletes and Bulldogs everywhere as this is a historic day for Mississippi State."

A CHAMPIONSHIP PEDIGREE

O'Connor took over the Virginia program in 2004 and quickly elevated it into a national power. In 22 seasons, he led the Cavaliers to:

- 14 straight NCAA Tournament appearances from 2004 to 2017
- Seven trips to the College World Series, including a national title in 2015 and runner-up finish in 2014
- 66 NCAA Tournament wins, tied for the fourth most in the nation from 2009 to 2024
- Seven College World Series appearances, the second most of any program nationally since 2009
- Two ACC regular-season championships
- Two ACC Tournament titles
- Five 50-win seasons and 13 seasons with at least 40 victories

O'Connor's seven College World Series appearances are also the third most among active NCAA head coaches. Virginia had made just three NCAA appearances before his arrival. He also became the second-fastest coach in ACC history to reach 500 career wins.

TRACK RECORD OF PLAYER DEVELOPMENT

O'Connor has built a steady pipeline of professional talent while developing high-character players prepared to succeed beyond college baseball.

- 109 MLB Draft selections (players), including 14 first-round selections
- 36 players reached the major leagues, including Ryan Zimmerman, Sean Doolittle and Chris Taylor
- At least one first-round pick in five consecutive drafts from 2014 to 2018
- Seven seasons with multiple top-two-round draft picks
- Notable major leaguers coached include Danny Hultzen, Pavin Smith, Adam Haseley, Jake McCarthy, Andrew Abbott and Kyle Teel.

Since 2004 under O'Connor, 97 Virginia players earned All-ACC honors, which is the second most among ACC programs during that span. Cavaliers also received 42 All-America honors and 25 Freshman All-America selections. O'Connor also developed three ACC Players of the Year.

SUSTAINED EXCELLENCE

Second among active Division I coaches in career winning percentage (.702)
 Earned his 900th win on March 29, 2024
 One of eight active Division I coaches with a national championship
 Named ACC Coach of the Decade for 2010 to 2019 by D1Baseball
 Inducted into the American Baseball Coaches Association Hall of Fame in 2024
 One of 20 individuals to both play in and coach at the College World Series

Virginia teams under O'Connor also excelled in the classroom and were regularly honored by the NCAA for academic progress and graduation success.

BY THE NUMBERS: HITTING, PITCHING & FIELDING UNDER O'CONNOR

Hitting Excellence
 Virginia ranked top five nationally in batting average three times since 2022, including No. 3 nationally in 2024 (.333) and co-leading the nation in 2023 (.332)
 UVA finished top five in the country in slugging (.567), runs (581), and hits (752) in 2024, while also setting a program record with 116 home runs
 Led the nation in doubles (172) and hits (766) in 2023
 UVA has posted 700+ hits in a season five times, including back-to-back years in 2023 and 2024

Elite Pitching Development

UVA has ranked top 20 nationally in ERA 12 times under O'Connor, including six top-three finishes
 The 2011 staff led the nation in ERA (2.24); the 2014 team finished No. 2 nationally (2.23)
 From 2021 to 2023, Virginia pitching staffs consistently ranked among the top in the nation: Fourth in ERA (3.81) in 2023; 14th in ERA (3.99) in 2022; 14th in ERA and 4th in strikeouts (687) in 2021
 Multiple Cavalier pitchers have gone on to MLB All-Star status, including Sean Doolittle and Danny Hultzen
 Team USA's pitching staff posted a 2.06 ERA under O'Connor's direction in 2018 international competition

Defensive Fundamentals

O'Connor-built teams are known for their consistency, defensive reliability and precision on the fundamentals
 Entering the 2025 season, UVA owned the best cumulative fielding percentage in the ACC since 2004 (.973)
 The 2014 team set a school record with a .981 fielding percentage (fourth nationally)
 10 of O'Connor's teams have ranked among the top 40 nationally in fielding percentage

A NEW ERA IN STARKVILLE

O'Connor takes over a Mississippi State program with a proud history, a championship standard and the most passionate fan base in college baseball. The Bulldogs have made 12 College World Series appearances and captured the program's first national championship in 2021.

Mississippi State is one of only four programs in NCAA history to reach the College World Series in six consecutive decades. With 40 NCAA Tournament appearances, 12 trips to Omaha, 11 SEC regular-season titles and a national title, the Bulldogs have long stood among the nation's premier programs.





COACHING STAFF



Kevin McMullan
Associate Head Coach
(Third Base Coach)




Matt Kirby
Assistant Coach
(First Base Coach)



Justin Parker
Assistant Coach
(Pitching Coach)



Justin Armistead
Associate A.D./Baseball




Mike Roberts
Director of Player
Development and Scouting



Justin Weiss
Baseball Operations
Coordinator



Jonathan French
Data/Video Analytics
Coordinator



Travis Reifsnider
Scouting/Assistant
Recruiting Coordinator



Joe Savino
Pitching Coordinator

MLB PLAYERS UNDER O'CONNOR

- INF Ryan Zimmerman (UVA 2003-05) - 2005 1st Round (4th overall) Nationals - MLB Career: 2005-21 (WSN)
- INF/DH Mark Reynolds (UVA 2002-04) - 2004 16th Round (476th overall) Diamondbacks - MLB Career: 2007-19 (ARI, BAL, CLE, NYY, MIL, STL, COL, WSN)
- 1B Joe Koshansky (UVA 2001-04) - 2004 6th Round (170th overall) Rockies - MLB Career: 2007-08 (COL)
- OF Brandon Guyer (UVA 2005-07) - 2007 5th Round (157th overall) Cubs - MLB Career: 2011-18 (TB, CLE)
- RHP Mike Ballard (UVA 2003-05) - 2006 14th Round (418th overall) Rangers - MLB Career: 2011 (BAL)
- RHP Michael Schwimer (UVA 2005-08) - 2008 14th Round (436th overall) Phillies - MLB Career: 2011-12 (PHI)
- LHP Sean Doolittle (UVA 2005-07) - 2007 1st Round (41st overall) Athletics - MLB Career: 2012-22 (OAK, WSN, CIN, SEA)
- INF David Adams (UVA 2006-08) - 2008 3rd Round (106th overall) Yankees - MLB Career: 2013 (NYY)
- INF Phil Gosselin (UVA 2008-10) - 2010 5th Round (164th overall) Braves - MLB Career: 2013-22 (ATL, ARI, PIT, TEX, CIN, PHI, LAA)
- LHP Kyle Crockett (UVA 2011-13) - 2013 4th Round (111th overall) Indians - MLB Career: 2014-18 (CLE, CIN)
- INF/OF Chris Taylor (UVA 2010-12) - 2012 5th Round (161st overall) Mariners - MLB Career: 2014-present (SEA, LAD, LAA)
- RHP Tyler Wilson (UVA 2008-11) - 2011 10th Round (305th overall) Orioles - MLB Career: 2015-17 (BAL)
- OF Jarrett Parker (UVA 2008-10) - 2010 2nd Round (74th overall) Giants - MLB Career: 2015-19 (SF, LAA)
- C John Hicks (UVA 2009-11) - 2011 4th Round (123rd overall) Mariners - MLB Career: 2015-21 (SEA, DET, TEX)
- OF Derek Fisher (UVA 2012-14) - 2014 1st Round (37th overall) Astros - MLB Career: 2017-21 (HOU, TOR, MIL)
- RHP Artie Lewicki (UVA 2011-14) - 2014 8th Round (250th overall) Tigers - MLB Career: 2017-20 (DET, ARI)
- RHP Branden Kline (UVA 2010-12) - 2012 2nd Round (65th overall) Orioles - MLB Career: 2019-20 (BAL)
- OF Adam Haseley (UVA 2015-17) - 2017 1st Round (8th overall) Phillies - MLB Career: 2019-23 (PHI, CWS)
- RHP Josh Sborz (UVA 2013-15) - 2015 2nd Round (74th overall) Dodgers - MLB Career: 2019-24 (LAD, TEX)
- INF Matt Thaiss (UVA 2014-16) - 2016 1st Round (16th overall) Angels - MLB Career: 2019-present (LAA, CWS, TB)
- LHP Danny Hultzen (UVA 2009-11) - 2011 1st Round (2nd overall) Mariners - MLB Career: 2019 (CHC)
- OF Jake McCarthy (UVA 2016-18) - 2018 1st Round (39th overall) Diamondbacks - MLB Career: 2021-present (ARI)
- LHP Bennett Sousa (UVA 2015-18) - 2018 10th Round (288th overall) White Sox - MLB Career: 2022-present (CWS, HOU, MIL)
- LHP Andrew Abbott (UVA 2018-21) - 2021 2nd Round (53rd overall) Reds - MLB Career: 2023-present (CIN)
- INF Zack Gelof (UVA 2019-21) - 2021 2nd Round (60th overall) Athletics - MLB Career: (OAK, A's)
- RHP Noah Murdock (UVA 2017-19) - 2019 7th Round (199th overall) Royals - MLB Career: 2025-present (A's)
- RHP Mike Vasil (UVA 2019-21) - 2021 8th Round (232nd overall) Mets - MLB Career: 2025-present (CWS)
- C Kyle Teel (UVA 2021-23) - 2023 1st Round (14th overall) Red Sox - MLB Career: 2025-present (CWS)
- LHP Connelly Early (2023) - 2023 5th Round (151st overall) Red Sox - MLB Career: 2025-present (BOS)

| THE O'CONNOR FILE | | | |
|------------------------------|--|------------------|---|
| Personal | | | |
| Hometown: | Council Bluffs, Iowa | | |
| Wife: | Cindy | | |
| Children: | Daughters: Ellie & Maggie; Son: Dillon | | |
| College: | Creighton, 1993 | | |
| Coaching Career | | | |
| Present | Mississippi State Head Coach | | |
| 2004-25 | Virginia Head Coach | | |
| 2001-03 | Notre Dame Associate Head Coach | | |
| 1995-2001 | Notre Dame Assistant Coach | | |
| 1993-95 | Creighton Pitching Coach | | |
| O'Connor Year-by-Year | | | |
| As a Head Coach | | | |
| Yr. | School | Record | Postseason |
| 2026 | MSU | 40-17 | NCAA Regional |
| 2025 | Virginia | 32-18 | -- |
| 2024 | Virginia | 46-17 | College World Series |
| 2023 | Virginia | 50-15 | College World Series |
| 2022 | Virginia | 39-19 | NCAA Regional |
| 2021 | Virginia | 36-27 | College World Series |
| 2020 | Virginia | 14-4 | ** |
| 2019 | Virginia | 32-24 | -- |
| 2018 | Virginia | 29-25 | -- |
| 2017 | Virginia | 43-16 | NCAA Regional |
| 2016 | Virginia | 38-22 | NCAA Regional |
| 2015 | Virginia | 44-24 | National Champions |
| 2014 | Virginia | 53-16 | College World Series Final |
| 2013 | Virginia | 50-12 | NCAA Super Regional |
| 2012 | Virginia | 39-19-1 | NCAA Regional |
| 2011 | Virginia | 56-12 | NCAA Super Regional |
| 2010 | Virginia | 51-14 | NCAA Super Regional |
| 2009 | Virginia | 49-15-1 | College World Series |
| 2008 | Virginia | 39-23 | NCAA Regional |
| 2007 | Virginia | 45-16 | NCAA Regional |
| 2006 | Virginia | 47-15 | NCAA Regional |
| 2005 | Virginia | 41-20 | NCAA Regional |
| 2004 | Virginia | 44-15 | NCAA Regional |
| Totals | 23 Seasons | 954-400-2 | 2015 National Champions 18 NCAA Regionals Nine NCAA Super Regionals Seven NCAA College World Series ** No postseason due to COVID-19 |
| As an Assistant Coach | | | |
| 2003 | Notre Dame | 45-18 | NCAA Regional |
| 2002 | Notre Dame | 50-18 | College World Series |
| 2001 | Notre Dame | 49-13 | NCAA Regional |
| 2000 | Notre Dame | 46-18 | NCAA Regional |
| 1999 | Notre Dame | 43-18 | NCAA Regional |
| 1998 | Notre Dame | 41-17 | |
| 1997 | Notre Dame | 41-19 | |
| 1996 | Notre Dame | 44-18 | NCAA Regional |
| 1995 | Creighton | 35-22 | |
| 1994 | Creighton | 28-29 | |
| Totals | 10 Seasons | 422-190 | Six NCAA Regionals One NCAA Super Regional One College World Series |

THE O'CONNOR EFFECT

109 DRAFT PICKS

14 FIRST ROUND DRAFT PICKS

36 MLB PLAYERS

STATE OF THE SHOW



The largest on-campus facility in college baseball, Dudy Noble Field will see the 60th season of Mississippi State baseball at its current site in 2026. With over 1,700 games played at the venue, the Diamond Dawgs have a .726 winning percentage at the facility, which received a \$68-million upgrade prior to the 2019 season.

The field is named in honor of longtime MSU baseball coach, athletics director and ABCA Hall of Famer Clarke Randolph “Dudy” Noble. On April 27, 1998 the facility was renamed Dudy Noble Field, Polk-DeMent Stadium, honoring another ABCA Hall of Famer, former Bulldog skipper Ron Polk, and the late Gordon DeMent, a successful businessman and longtime fan of the Diamond Dawgs from Indianola, Mississippi.

THE ORIGIN

From 1929 until 1964, Mississippi State hosted its baseball games at the original on-campus venue, Hardy Field, which was located several hundred yards to the south of the Bulldogs’ home football venue, Davis Wade Stadium at Scott Field. The baseball field was closed following the 1964 season to make way for the construction of Dorman Hall and for the next two seasons the Diamond Dawgs played their home games at Redbird Park in Columbus, Mississippi, capturing SEC titles both seasons at their temporary home.

The tin-roofed grandstand and 2,000-seat bleachers from the original Dudy Noble Field were transported to the stadium’s present site, which became playable for the 1967 season. Since that time, facility enhancements have followed at a steady pace to make the “Carnegie Hall of College Baseball” one of the finest all-around facilities on the road to Omaha. Among with numerous upgrades, the current site has seen two complete demolitions and reconstructions, the latest occurring during a three-year span from 2017-2019 and opening prior to the start of the 2019 campaign.

LEADING THE ATTENDANCE BOOM

With a laundry list of legendary names on its all-time roster, it comes as no surprise that Mississippi State ranks among the nation’s attendance leader’s year in and year out. The Dudy Noble Field faithful have sold out the reserved seating allotment every season since 1987.

Along with routinely hosting some of the largest crowds in the SEC, the last 12 three-day Super Bulldog Weekend series have drawn more than 25,000 fans, with The Dude seeing 43,986 fans over the three-day Super Bulldog Weekend of 2023, the most in a single Super Bulldog Weekend.

MSU eclipsed the 200,000 mark in paid attendance at Dudy Noble Field for six-straight seasons between 2012-17, marking the first such occurrence in the program’s history. Over the past four seasons, MSU has eclipsed the 300,000 mark in paid attendance, which had never been done before in four-straight seasons. In 2013, the Diamond Dawgs’ five-millionth fan walked through the turnstiles at Dudy Noble Field. Since home attendance figures were charted starting in 1976, the “Carnegie Hall of College Baseball” has seen 8,317,535 fans rush through the gates heading into the 2026 campaign.

In 24 of the last 25 seasons, Mississippi State has averaged 6,000 fans per game, including a record average of 11,094 during the 2023 campaign. Overall, State has eclipsed the 200,000-fan mark 17 times since 2002, with a school-record 373,784 viewing the 2019 home schedule.

Of the top 25 all-time college baseball on-campus attendances, Dudy Noble Field finds itself on the list 24 times, most notably owning the all-time on-campus attendance record of 16,423 on April 15, 2023. The Bulldogs own all of the top 20 marks in NCAA on-campus history and are the only NCAA baseball program to boast on-campus attendances of 14,000 or more. The five largest NCAA Super Regional crowds have all assembled in Starkville, Mississippi, as well.

From April 14-16, 2023, the Bulldog faithful flooded the gates at Dudy Noble Field to the tune of 43,986 fans for a three-game series versus Ole Miss. The nearly 44,000 fans on the weekend set an NCAA on-campus attendance record for a three-game series.

During the 2025 season, the Diamond Dawg faithful showed up in droves as 330,009 fans appeared for 30 games at The Dude with Mississippi State receiving the second-largest average attendance in the nation,

averaging 11,000 fans per game. The Diamond Dawgs had 10,000+ fans at 18 games last season at Dudy Noble Field.

THE LEFT FIELD LOUNGE™

The aura of Mississippi State baseball at Dudy Noble Field is certainly not confined to the loyal legions in the impressive grandstand, pro-style luxury sky suites or luxurious Left Field Lofts.

In fact, some of the more highly-prized seats at Bulldog baseball games are found beyond the outfield fence in the Left Field Lounge™. Waiting lists greet those seeking to purchase one of the 96 outfield lounges in the iconic two-level outfield tailgate.

Once a colorful assortment of pickup trucks, motor homes, and trailers — most equipped with barbecue grills — lined the outfield fence, completing a circle of humanity at Dudy Noble Field. Now, the permanent lounge spaces are connected to the concourse, allowing everyone to stroll through and experience the iconic lounge culture.

What began in the late 1960s as a popular gathering spot for baseball-loving MSU supporters now forms college baseball’s largest tailgate party.

FACILITY EXPANSION

Over the past five decades many projects have commenced at the current site, including a pair of demolitions and countless upgrades to “The Dude.” Of the multiple renovations and advancements, the park was demolished and reconstructed in 1987 and 2018.

Mississippi State hosted its first SEC Baseball Tournament and NCAA Regional in 1979, winning both and advancing to the program’s second College World Series, setting attendance marks while opening eyes along the way.

Crowds mushroomed further in the 1980s, as future Major League stars Jeff Brantley, Will Clark, Rafael Palmeiro and Bobby Thigpen led the 1985 Bulldogs to SEC and regional championships, earning MSU’s highest national finish at the time, a tie for third place at the College World Series.

The first upgrade to the current site came in 1971, thanks to the generosity of the late E.B. “Dutch” McCool, a former MSU baseball student-athlete and one of the founding fathers of Holiday Inn, Inc., as MSU took the lead in the Southeastern Conference with the installation of a lighting system. The advent of night baseball in Starkville helped build a solid fan base.

Drainage and irrigation systems and an expanded scoreboard with an animation-equipped message center, new batting ranges and an infield tarp became the stadium’s next improvements.

It became apparent that support for baseball at State had out-grown the cozy confines of “The Dude” in the mid 1980s. Two years after that magical ‘85 season, Mississippi State unveiled an impressive \$3.5 million project that made Dudy Noble Field the biggest baseball venue in the Southeastern Conference.

In 1986, the stadium was demolished and rebuilt in less than nine months to be ready for the 1987 season opener. The new venue featured an impressive concrete grandstand structure with 3,700 maroon theater-style seats, an elevated press box, restrooms and ticket, souvenir and concession facilities. The team clubhouse featured a spacious 40-locker dressing room and team area. A pair of 1,500-seat bleachers that once overlooked the end zones at Scott Field, the home of MSU’s football Bulldogs, were refurbished and installed along the foul lines, raising seating capacity at Dudy Noble Field to 6,700. The facility was later chosen by Sports Illustrated as the best place to watch college baseball, and it helped ignite a drive to update baseball facilities throughout the SEC and beyond.

The expanded capacity at the stadium also triggered an increase in annual baseball season ticket sales to more than 5,600, virtually assuring Mississippi State’s place among national leaders in college baseball attendance annually.

A second permanent concession stand was added in 1989, and a year later, the cinder warning track at the



DUDY NOBLE FIELD

outfield fence was extended to completely encircle the playing surface. That project, along with the installation of a six-foot high padded outfield fence, was made possible by a donation from former MSU All-American and Major League Baseball standout Will Clark.

Best-selling author, MSU alumnus and avid State baseball fan John Grisham donated funding for the next project. In 1993, Grisham's generosity paved the way for the indoor batting tunnel under the first base grandstand. In August 1998, construction got under way on the ambitious project to add 18 sky suites and more than 600 additional chairback seats in the grandstand. With the project completed prior to the 2000 season, the permanent seating capacity at Dudy Noble Field eclipsed the 7,000 mark.

Prior to the start of the 2003 season, 46-foot Major League foul poles were added. In 2004, the upgrades to the facility included a new state-of-the-art scoreboard, courtesy of the Henry Mize Foundation, was installed along with new fencing and gates surrounding the main grandstand.

The landscape surrounding the nation's largest on-campus facility grew prior to the 2005 campaign with the completion of the impressive Palmeiro Center and the baseball coaches office complex.

A massive 68,000-square foot, climate-controlled turf indoor practice facility, the Palmeiro Center is located adjacent to Dudy Noble Field. The spacious, \$3.8 million facility was made possible by a generous lead gift of former Bulldog great Rafael Palmeiro and his wife, Lynne. The structure features a regulation infield practice area, additional training space and three retractable batting cages.

Nestled between the Palmeiro Center and "The Dude", the baseball coaches complex was made possible by contributions from former Bulldog players Jeff Brantley, Will Clark, Eric DuBose, Paul Maholm, Jay Powell and Bobby Thigpen and former MSU manager James "Bo" McKinnis.

Also part of the Palmeiro Center is the Robinson-Galloway-Tatum Weight Room, which was added to the Palmeiro Center following the 2021 National Championship run for MSU. It is a new 7,100-plus square foot weight room adjacent to the indoor baseball field (the largest of its kind in the country) was made possible from the former players and donors.

From 2009-12, facility upgrades totaling more than \$2 million include an expanded state-of-the-art high definition video board, the addition of a new drainage and irrigation system, a new carpet of natural sod and infield dirt, and expanded dugouts.

Even the grandstand got a bit grander with a resurfacing and repainting project. The endeavor was topped

off with all-new cup holder-equipped maroon chairback seats. Prior to the start of the 2012 campaign, work was completed on the new sound system. The 36,000-watt amplification system evenly distributed sound to a 78-speaker system to amplify the atmosphere at Dudy Noble Field.

The second demolition at the current site occurred following the 2017 season and the \$68 million facility opened its gates for the 2019 campaign. Architect Wier Boerner Allin, along with consultants Populous and famed stadium architect/State alum Janet Marie Smith designed the project, while construction manager ICM and general contractor JESCO Construction, Inc. oversaw the construction.

Covering 12 acres of land on the Mississippi State University campus, the 230,000 square foot facility carries on Dudy Noble Field's legacy as the "Carnegie Hall of College Baseball." Installation of the second largest scoreboard in college baseball, measuring 43 feet wide by 60 feet high, started the project in 2017. The board, which was the largest in college baseball upon installation, is larger than boards owned by three Major League Baseball teams. The addition of 96 permanent Left Field Lounge rigs encircling the outfield followed during the fall of 2018.

The concourse and lower-level grandstands were in place for the 2018 season, with the Diamond Suites, upper-deck reserved seating area and three unique club areas – Farm Bureau Triple Crown Club, Charlie and Dana Stephenson Omaha Club and The Rooftop Club – were completed prior to the 2019 campaign. The newest version of Dudy Noble Field also features increased restroom facilities and concession points of sale.

The player spaces also received an upgrade, expanding to cover 18,000 square feet underneath the facility. The fully-equipped Bruce and Julie Martin Locker Room includes an embedded equipment room, houses 40 wooden lockers and features an oversized, dimensional halo-lit '85 Script Mississippi State sign suspended overhead in the middle of the room.

The more spacious locker room includes an attached training room with whirlpool and fully-functional fueling station. The Mitch Moreland Hitting Tunnel, which is equipped with HitTrax, and Turner & Gloria Wingo Team Lounge are easily accessed from the home dugout, with the eye-popping player entrance and Hassell H. Franklin Omaha Room greeting players as they enter the facility. The Pat McMahon Pitching Lab is also housed under the stadium, featuring arm care and conditioning equipment, one oversized turfed mound with three pitching rubbers and state of the art video equipment.

DUDY NOBLE FIELD FACTS

FIRST GAME: Mississippi State 5, Illinois Wesleyan 3 (4/3/67)

MISSISSIPPI STATE RECORD AT CURRENT SITE: 1,321-498-2 (.726)

MISSISSIPPI STATE GAMES PLAYED AT CURRENT SITE: 1,821

SEC TOURNAMENTS: Five

NCAA TOURNAMENT EVENTS: 22

(Three NCAA District III Playoffs, 15 Regionals and four Super Regionals)

LARGEST CROWD: 16,423 (April 15, 2023 vs. Ole Miss)

NCAA on-campus attendance record

PLAYING SURFACE: Latitude36 Bermuda Grass overseeded with Champion GQ Perennial Ryegrass

SEATING: 15,000+

DIMENSIONS: LF: 330, LC: 385, CF: 400, RC: 380, RF: 305

VIDEO BOARD: 43 feet high by 60 feet wide; second largest video board in college baseball and larger than three Major League Baseball boards (Baltimore, Colorado and Tampa Bay)

BATTER'S EYE: 40 feet high by 90 feet wide

OUTFIELD FENCE: Padded seven-foot chain link fence

WARNING TRACK: 20-foot wide synthetic turf

FOUL POLES: 40 feet tall

LONGEST HOME WINNING STREAK: 25 games (4/25/1978-4/26/1979)





2026 SEASON STATISTICS

Record: 40-17 Home: 25-8 Away: 10-7 Neutral: 5-2 SEC: 16-14

| Player | avg | gp-gs | ab | r | h | 2b | 3b | hr | rbi | tb | slg% | bb | hp | so | gdp | ob% | sf | sh | sb-att | po | a | e | fld% | |
|---------------------|------|-------|------|-----|-----|-----|----|-----|-----|------|------|-----|----|-----|-----|------|----|----|--------|------|-----|----|-------|--|
| 18 Noah Sullivan | .348 | 52-52 | 198 | 51 | 69 | 10 | 0 | 12 | 45 | 115 | .581 | 30 | 8 | 57 | 2 | .450 | 2 | 0 | 10-12 | 15 | 0 | 1 | .938 | |
| 38 Bryce Chance | .346 | 57-56 | 188 | 48 | 65 | 18 | 0 | 2 | 33 | 89 | .473 | 24 | 8 | 16 | 5 | .437 | 2 | 5 | 13-16 | 83 | 0 | 0 | 1.000 | |
| 34 Gehrig Frei | .329 | 54-47 | 207 | 43 | 68 | 12 | 2 | 9 | 41 | 111 | .536 | 19 | 3 | 43 | 4 | .393 | 0 | 1 | 6-8 | 49 | 87 | 2 | .986 | |
| 3 Ace Reese | .327 | 57-57 | 223 | 65 | 73 | 21 | 0 | 20 | 69 | 154 | .691 | 38 | 1 | 57 | 2 | .424 | 2 | 0 | 1-1 | 22 | 83 | 6 | .946 | |
| 2 Jacob Parker | .315 | 48-39 | 149 | 36 | 47 | 9 | 1 | 13 | 51 | 97 | .651 | 23 | 3 | 39 | 5 | .412 | 2 | 0 | 7-8 | 67 | 1 | 2 | .971 | |
| 7 Reed Stallman | .309 | 52-38 | 149 | 28 | 46 | 9 | 0 | 12 | 46 | 91 | .611 | 23 | 6 | 44 | 1 | .414 | 3 | 0 | 3-4 | 275 | 16 | 2 | .993 | |
| 9 Ryder Woodson | .278 | 53-51 | 180 | 35 | 50 | 15 | 0 | 6 | 36 | 83 | .461 | 20 | 3 | 56 | 2 | .356 | 2 | 4 | 0-2 | 58 | 98 | 12 | .929 | |
| ----- | | | | | | | | | | | | | | | | | | | | | | | | |
| 14 Vyatas Valincius | .363 | 33-24 | 91 | 20 | 33 | 1 | 1 | 5 | 22 | 51 | .560 | 11 | 3 | 23 | 2 | .443 | 1 | 0 | 1-1 | 23 | 0 | 0 | 1.000 | |
| 19 Andrew Raymond | .348 | 22-10 | 46 | 7 | 16 | 3 | 0 | 2 | 9 | 25 | .543 | 7 | 1 | 11 | 0 | .444 | 0 | 0 | 0-0 | 131 | 10 | 1 | .993 | |
| 33 Blake Bevis | .346 | 30-23 | 78 | 30 | 27 | 5 | 0 | 5 | 23 | 47 | .603 | 14 | 4 | 17 | 1 | .459 | 2 | 0 | 1-1 | 103 | 9 | 1 | .991 | |
| 10 Drew Wyers | .333 | 33-18 | 60 | 18 | 20 | 2 | 0 | 4 | 16 | 34 | .567 | 10 | 4 | 9 | 2 | .453 | 1 | 3 | 1-1 | 22 | 39 | 3 | .953 | |
| 12 Chone James | .315 | 25-13 | 54 | 15 | 17 | 2 | 1 | 1 | 14 | 24 | .444 | 3 | 1 | 11 | 1 | .356 | 1 | 1 | 3-3 | 136 | 14 | 0 | 1.000 | |
| 27 Peter Mershon | .300 | 10-1 | 10 | 3 | 3 | 0 | 0 | 0 | 6 | 3 | .300 | 2 | 1 | 3 | 1 | .400 | 2 | 0 | 1-1 | 2 | 0 | 0 | 1.000 | |
| 5 Aidan Teel | .294 | 42-38 | 136 | 38 | 40 | 6 | 0 | 5 | 22 | 61 | .449 | 20 | 9 | 38 | 1 | .416 | 1 | 2 | 6-11 | 74 | 2 | 2 | .974 | |
| 6 James Nunnallee | .241 | 29-10 | 54 | 11 | 13 | 4 | 0 | 1 | 5 | 20 | .370 | 7 | 3 | 9 | 1 | .359 | 0 | 0 | 2-3 | 30 | 0 | 1 | .968 | |
| 21 Kevin Milewski | .215 | 38-34 | 107 | 27 | 23 | 5 | 0 | 9 | 21 | 55 | .514 | 16 | 4 | 35 | 3 | .333 | 2 | 1 | 1-1 | 345 | 24 | 2 | .995 | |
| 49 Gatlin Sanders | .000 | 20-2 | 13 | 8 | 0 | 0 | 0 | 0 | 0 | 0 | .000 | 4 | 0 | 4 | 0 | .235 | 0 | 0 | 1-1 | 3 | 8 | 0 | 1.000 | |
| 23 Jackson Owen | .000 | 6-0 | 5 | 3 | 0 | 0 | 0 | 0 | 0 | 0 | .000 | 3 | 1 | 2 | 0 | .444 | 0 | 0 | 0-1 | 4 | 0 | 0 | 1.000 | |
| Totals | .313 | 57 | 1948 | 486 | 610 | 122 | 5 | 106 | 459 | 1060 | .544 | 274 | 63 | 474 | 33 | .410 | 23 | 17 | 57-75 | 1464 | 435 | 45 | .977 | |
| Opponents | .238 | 57 | 1857 | 259 | 442 | 73 | 10 | 57 | 243 | 706 | .380 | 202 | 56 | 627 | 23 | .328 | 16 | 10 | 48-64 | 1405 | 452 | 66 | .966 | |

LOB - Team (436), Opp (420). DPs turned - Team (27), Opp (37). CI - Team (2), Raymond 1, Milewski 1, Opp (2). IBB - Team (7), Reese 5, Parker 1, Chance 1, Opp (4). Picked off - Parker 2, Nunnallee 1, Sullivan 1, Woodson 1.

(All games Sorted by Earned run avg)

| Player | era | w-l | app | gs | cg | sho | sv | ip | h | r | er | bb | so | 2b | 3b | hr | b/avg | wp | hp | bk | sfa | sha |
|----------------------|-------|-------|-----|----|----|-----|----|-------|-----|-----|-----|-----|-----|-----|----|-----|-------|----|----|----|-----|-----|
| 4 Tomas Valincius | 2.93 | 10-2 | 15 | 15 | 0 | 0/1 | 0 | 86.0 | 72 | 36 | 28 | 17 | 120 | 11 | 2 | 12 | .223 | 3 | 6 | 0 | 3 | 1 |
| 11 Duke Stone | 5.69 | 6-3 | 16 | 14 | 0 | 0/2 | 0 | 68.0 | 80 | 46 | 43 | 26 | 92 | 14 | 2 | 12 | .293 | 4 | 9 | 0 | 3 | 3 |
| ----- | | | | | | | | | | | | | | | | | | | | | | |
| 30 Jackson Logar | 0.00 | 0-0 | 1 | 0 | 0 | 0/1 | 0 | 1.0 | 0 | 0 | 0 | 1 | 3 | 0 | 0 | 0 | .000 | 1 | 0 | 0 | 0 | 0 |
| 20 Maddox Miller | 2.55 | 4-2 | 18 | 1 | 0 | 0/2 | 0 | 24.2 | 21 | 7 | 7 | 11 | 40 | 2 | 0 | 3 | .233 | 7 | 5 | 0 | 2 | 1 |
| 28 Ryan McPherson | 2.70 | 3-1 | 8 | 8 | 0 | 0/0 | 0 | 36.2 | 29 | 14 | 11 | 10 | 43 | 6 | 0 | 2 | .212 | 2 | 1 | 0 | 1 | 0 |
| 32 Peyton Fowler | 2.84 | 1-0 | 7 | 0 | 0 | 0/1 | 0 | 6.1 | 2 | 2 | 2 | 6 | 12 | 0 | 0 | 0 | .091 | 0 | 2 | 0 | 0 | 0 |
| 17 Parker Rhodes | 3.18 | 1-0 | 10 | 0 | 0 | 0/4 | 0 | 11.1 | 8 | 4 | 4 | 6 | 13 | 0 | 0 | 1 | .205 | 3 | 2 | 0 | 0 | 1 |
| 45 Dane Burns | 3.32 | 2-0 | 26 | 0 | 0 | 0/4 | 1 | 21.2 | 19 | 8 | 8 | 11 | 31 | 4 | 1 | 1 | .218 | 4 | 4 | 0 | 0 | 0 |
| 35 Ben Davis | 3.35 | 0-2 | 23 | 0 | 0 | 0/0 | 5 | 43.0 | 36 | 17 | 16 | 12 | 50 | 5 | 1 | 3 | .226 | 4 | 8 | 0 | 2 | 1 |
| 36 Tyler Pitzer | 3.86 | 2-2 | 20 | 2 | 0 | 0/1 | 1 | 25.2 | 18 | 12 | 11 | 13 | 34 | 4 | 0 | 0 | .194 | 1 | 0 | 0 | 1 | 0 |
| 29 Maddox Webb | 4.01 | 1-1 | 25 | 0 | 0 | 0/1 | 3 | 24.2 | 23 | 11 | 11 | 17 | 29 | 6 | 0 | 2 | .242 | 2 | 3 | 1 | 1 | 1 |
| 13 William Kirk | 4.76 | 1-0 | 3 | 1 | 0 | 0/0 | 0 | 5.2 | 6 | 4 | 3 | 2 | 5 | 0 | 0 | 0 | .300 | 0 | 0 | 0 | 1 | 0 |
| 42 Jack Gleason | 4.97 | 4-1 | 22 | 0 | 0 | 0/2 | 0 | 25.1 | 18 | 14 | 14 | 11 | 42 | 3 | 1 | 2 | .200 | 1 | 5 | 1 | 1 | 1 |
| 24 Jack Bauer | 5.70 | 4-0 | 14 | 0 | 0 | 0/2 | 0 | 23.2 | 22 | 15 | 15 | 13 | 32 | 1 | 0 | 4 | .234 | 6 | 3 | 0 | 0 | 0 |
| 37 Brendan Sweeney | 5.85 | 0-0 | 13 | 2 | 0 | 0/2 | 1 | 20.0 | 21 | 14 | 13 | 6 | 22 | 6 | 1 | 4 | .269 | 0 | 1 | 0 | 0 | 0 |
| 25 Chris Billingsley | 6.08 | 1-0 | 17 | 5 | 0 | 0/3 | 0 | 23.2 | 23 | 19 | 16 | 14 | 17 | 3 | 2 | 4 | .250 | 1 | 2 | 0 | 0 | 0 |
| 8 Charlie Foster | 6.69 | 0-3 | 15 | 9 | 0 | 0/1 | 0 | 36.1 | 38 | 31 | 27 | 22 | 37 | 8 | 0 | 4 | .266 | 0 | 5 | 0 | 1 | 1 |
| 16 Braden Booth | 10.12 | 0-0 | 4 | 0 | 0 | 0/0 | 0 | 2.2 | 3 | 3 | 3 | 2 | 1 | 0 | 0 | 3 | .273 | 0 | 0 | 0 | 0 | 0 |
| 15 Tanner Beliveau | 10.80 | 0-0 | 3 | 0 | 0 | 0/1 | 0 | 1.2 | 3 | 2 | 2 | 2 | 4 | 0 | 0 | 0 | .375 | 2 | 0 | 0 | 0 | 0 |
| Totals | 4.32 | 40-17 | 57 | 57 | 0 | 6/6 | 11 | 488.0 | 442 | 259 | 234 | 202 | 627 | 73 | 10 | 57 | .238 | 41 | 56 | 2 | 16 | 10 |
| Opponents | 8.21 | 17-40 | 57 | 57 | 0 | 0/0 | 8 | 468.1 | 610 | 486 | 427 | 274 | 474 | 122 | 5 | 106 | .313 | 57 | 63 | 5 | 23 | 17 |

PB - Team (14), Milewski 6, James 5, Raymond 3, Opp (8). Pickoffs - Team (10), James 2, Valincius, T 2, Bauer 1, McPherson 1, Kirk 1, Foster 1, Pitzer 1, Milewski 1, Opp (5). SBA/ATT - Milewski (26-33), James (11-15), Raymond (9-12), Stone (6-11), Foster (9-10), Billingsley (4-6), Valincius, T (3-5), Webb (5-5), McPherson (4-4), Burns (4-4), Sweeney (2-4), Pitzer (2-3), Rhodes (2-3), Fowler (2-2), Bauer (1-2), Davis (2-2), Gleason (2-2), Kirk (0-1).



2026 SOUTHEASTERN CONFERENCE STATISTICS

Record: 16-14 Home: 7-8 Away: 9-6 SEC: 16-14

| Player | avg | gp-gs | ab | r | h | 2b | 3b | hr | rbi | tb | slg% | bb | hp | so | gdp | ob% | sf | sh | sb-att | po | a | e | fld% | |
|--------------------|------|-------|------|-----|-----|----|----|----|-----|-----|------|-----|----|-----|-----|------|----|----|--------|-----|-----|----|-------|--|
| 18 Noah Sullivan | .344 | 30-30 | 125 | 24 | 43 | 6 | 0 | 6 | 19 | 67 | .536 | 11 | 4 | 41 | 1 | .414 | 0 | 0 | 4-5 | 0 | 0 | 0 | .000 | |
| 38 Bryce Chance | .336 | 30-30 | 116 | 17 | 39 | 11 | 0 | 2 | 20 | 56 | .483 | 10 | 3 | 12 | 2 | .400 | 1 | 2 | 4-6 | 50 | 0 | 0 | 1.000 | |
| 2 Jacob Parker | .318 | 27-24 | 88 | 20 | 28 | 6 | 1 | 7 | 23 | 57 | .648 | 18 | 2 | 23 | 5 | .440 | 1 | 0 | 2-3 | 38 | 1 | 1 | .975 | |
| 34 Gehrig Frei | .280 | 28-26 | 118 | 21 | 33 | 4 | 0 | 7 | 16 | 58 | .492 | 9 | 2 | 28 | 2 | .341 | 0 | 0 | 0-0 | 36 | 42 | 2 | .975 | |
| 3 Ace Reese | .270 | 30-30 | 126 | 28 | 34 | 9 | 0 | 12 | 30 | 79 | .627 | 19 | 0 | 36 | 2 | .366 | 0 | 0 | 0-0 | 13 | 54 | 4 | .944 | |
| 9 Ryder Woodson | .255 | 28-27 | 94 | 19 | 24 | 4 | 0 | 4 | 17 | 40 | .426 | 11 | 2 | 36 | 1 | .343 | 1 | 4 | 0-0 | 25 | 54 | 9 | .898 | |
| 5 Aidan Teel | .241 | 24-22 | 87 | 14 | 21 | 3 | 0 | 2 | 5 | 30 | .345 | 10 | 5 | 26 | 1 | .353 | 0 | 0 | 1-4 | 49 | 0 | 2 | .961 | |
| 7 Reed Stallman | .238 | 28-20 | 84 | 12 | 20 | 4 | 0 | 6 | 16 | 42 | .500 | 10 | 2 | 26 | 1 | .327 | 2 | 0 | 1-2 | 169 | 9 | 1 | .994 | |
| 21 Kevin Milewski | .208 | 26-24 | 77 | 16 | 16 | 4 | 0 | 7 | 16 | 41 | .532 | 9 | 3 | 27 | 3 | .308 | 2 | 1 | 1-1 | 253 | 18 | 0 | 1.000 | |
| ----- | | | | | | | | | | | | | | | | | | | | | | | | |
| 6 James Nunnallee | .333 | 8-0 | 6 | 0 | 2 | 0 | 0 | 0 | 0 | 2 | .333 | 0 | 0 | 0 | 0 | .333 | 0 | 0 | 0-0 | 4 | 0 | 0 | 1.000 | |
| 33 Blake Bevis | .300 | 13-12 | 40 | 12 | 12 | 0 | 0 | 3 | 13 | 21 | .525 | 6 | 3 | 9 | 1 | .420 | 1 | 0 | 0-0 | 58 | 3 | 1 | .984 | |
| 14 Vytas Valincius | .280 | 16-12 | 50 | 5 | 14 | 0 | 0 | 2 | 5 | 20 | .400 | 4 | 0 | 12 | 1 | .333 | 0 | 0 | 0-0 | 11 | 0 | 0 | 1.000 | |
| 19 Andrew Raymond | .250 | 9-2 | 12 | 1 | 3 | 0 | 0 | 1 | 4 | 6 | .500 | 1 | 0 | 2 | 0 | .308 | 0 | 0 | 0-0 | 31 | 3 | 0 | 1.000 | |
| 10 Drew Wyers | .238 | 16-7 | 21 | 3 | 5 | 0 | 0 | 1 | 4 | 8 | .381 | 2 | 3 | 4 | 1 | .385 | 0 | 0 | 0-0 | 2 | 16 | 0 | 1.000 | |
| 12 Chone James | .200 | 10-4 | 20 | 2 | 4 | 1 | 1 | 0 | 2 | 7 | .350 | 0 | 0 | 4 | 0 | .190 | 1 | 0 | 0-0 | 42 | 4 | 0 | 1.000 | |
| 49 Gatlin Sanders | .000 | 8-0 | 1 | 3 | 0 | 0 | 0 | 0 | 0 | 0 | .000 | 0 | 0 | 1 | 0 | .000 | 0 | 0 | 0-0 | 0 | 0 | 0 | .000 | |
| 27 Peter Mershon | .000 | 2-0 | 1 | 0 | 0 | 0 | 0 | 0 | 0 | 0 | .000 | 0 | 0 | 1 | 0 | .000 | 0 | 0 | 0-0 | 0 | 0 | 0 | .000 | |
| Totals | .280 | 30 | 1066 | 197 | 298 | 52 | 2 | 60 | 190 | 534 | .501 | 120 | 29 | 288 | 21 | .365 | 9 | 7 | 13-21 | 795 | 228 | 25 | .976 | |
| Opponents | .253 | 30 | 1041 | 169 | 263 | 48 | 5 | 37 | 160 | 432 | .415 | 123 | 27 | 338 | 8 | .344 | 8 | 7 | 26-33 | 796 | 245 | 26 | .976 | |

LOB - Team (239), Opp (242). DPs turned - Team (9), Opp (23). CI - Team (0), Opp (1). IBB - Team (3), Reese 2, Parker 1, Opp (2). Picked off - Parker 2.

(SEC games only Sorted by Earned run avg)

| Player | era | w-l | app | gs | cg | sho | sv | ip | h | r | er | bb | so | 2b | 3b | hr | b/avg | wp | hp | bk | sfa | sha | | |
|----------------------|-------|-------|-----|----|----|-----|----|-------|-----|-----|-----|-----|-----|----|----|-------|-------|----|----|----|-----|-----|--|--|
| 35 Ben Davis | 3.19 | 0-1 | 16 | 0 | 0 | 0/0 | 2 | 31.0 | 30 | 12 | 11 | 10 | 39 | 4 | 1 | 2 | .250 | 4 | 2 | 0 | 1 | 1 | | |
| 4 Tomas Valincius | 3.49 | 6-2 | 10 | 10 | 0 | 0/0 | 0 | 59.1 | 50 | 30 | 23 | 11 | 86 | 8 | 1 | 10 | .220 | 3 | 4 | 0 | 1 | 1 | | |
| 11 Duke Stone | 6.32 | 3-2 | 10 | 10 | 0 | 0/1 | 0 | 47.0 | 64 | 36 | 33 | 23 | 64 | 12 | 1 | 10 | .320 | 4 | 2 | 0 | 2 | 3 | | |
| ----- | | | | | | | | | | | | | | | | | | | | | | | | |
| 32 Peyton Fowler | 0.00 | 1-0 | 4 | 0 | 0 | 0/0 | 0 | 3.0 | 0 | 0 | 0 | 4 | 6 | 0 | 0 | 0 | .000 | 0 | 0 | 0 | 0 | 0 | | |
| 16 Braden Booth | 0.00 | 0-0 | 2 | 0 | 0 | 0/0 | 0 | 1.1 | 0 | 0 | 0 | 2 | 0 | 0 | 0 | 0 | .000 | 0 | 0 | 0 | 0 | 0 | | |
| 15 Tanner Beliveau | 0.00 | 0-0 | 1 | 0 | 0 | 0/0 | 0 | 0.0 | 1 | 0 | 0 | 0 | 0 | 0 | 0 | 1.000 | 2 | 0 | 0 | 0 | 0 | | | |
| 20 Maddox Miller | 2.00 | 0-1 | 7 | 0 | 0 | 0/0 | 0 | 9.0 | 9 | 2 | 2 | 5 | 12 | 0 | 0 | 1 | .257 | 2 | 4 | 0 | 0 | 0 | | |
| 28 Ryan McPherson | 3.95 | 0-1 | 4 | 4 | 0 | 0/0 | 0 | 13.2 | 10 | 8 | 6 | 5 | 15 | 2 | 0 | 2 | .196 | 2 | 0 | 0 | 1 | 0 | | |
| 24 Jack Bauer | 5.02 | 2-0 | 7 | 0 | 0 | 0/0 | 0 | 14.1 | 14 | 8 | 8 | 8 | 20 | 1 | 0 | 2 | .241 | 4 | 2 | 0 | 0 | 0 | | |
| 29 Maddox Webb | 5.28 | 1-1 | 14 | 0 | 0 | 0/0 | 1 | 15.1 | 14 | 9 | 9 | 14 | 15 | 4 | 0 | 2 | .237 | 1 | 1 | 1 | 1 | 0 | | |
| 25 Chris Billingsley | 5.40 | 0-0 | 5 | 0 | 0 | 0/1 | 0 | 3.1 | 2 | 4 | 2 | 5 | 4 | 0 | 0 | 1 | .154 | 0 | 0 | 0 | 0 | 0 | | |
| 45 Dane Burns | 5.84 | 1-0 | 14 | 0 | 0 | 0/1 | 0 | 12.1 | 15 | 8 | 8 | 7 | 19 | 3 | 1 | 1 | .283 | 4 | 3 | 0 | 0 | 0 | | |
| 36 Tyler Pitzer | 6.59 | 1-2 | 10 | 0 | 0 | 0/0 | 0 | 13.2 | 8 | 11 | 10 | 7 | 19 | 3 | 0 | 0 | .167 | 1 | 0 | 0 | 1 | 0 | | |
| 8 Charlie Foster | 7.18 | 0-3 | 9 | 6 | 0 | 0/0 | 0 | 26.1 | 27 | 23 | 21 | 12 | 22 | 6 | 0 | 3 | .265 | 0 | 5 | 0 | 0 | 1 | | |
| 42 Jack Gleason | 9.00 | 1-1 | 9 | 0 | 0 | 0/0 | 0 | 9.0 | 7 | 9 | 9 | 8 | 11 | 2 | 0 | 0 | .219 | 1 | 3 | 1 | 1 | 0 | | |
| 37 Brendan Sweeney | 10.12 | 0-0 | 5 | 0 | 0 | 0/0 | 0 | 5.1 | 9 | 6 | 6 | 2 | 5 | 3 | 1 | 2 | .375 | 0 | 1 | 0 | 0 | 0 | | |
| 17 Parker Rhodes | 27.00 | 0-0 | 2 | 0 | 0 | 0/0 | 0 | 1.0 | 3 | 3 | 3 | 0 | 1 | 0 | 0 | 1 | .750 | 0 | 0 | 0 | 0 | 1 | | |
| Totals | 5.13 | 16-14 | 30 | 30 | 0 | 1/1 | 3 | 265.0 | 263 | 169 | 151 | 123 | 338 | 48 | 5 | 37 | .253 | 28 | 27 | 2 | 8 | 7 | | |
| Opponents | 6.04 | 14-16 | 30 | 30 | 0 | 0/0 | 6 | 265.1 | 298 | 197 | 178 | 120 | 288 | 52 | 2 | 60 | .280 | 24 | 29 | 1 | 9 | 7 | | |

PB - Team (8), Milewski 6, James 1, Raymond 1, Opp (1). Pickoffs - Team (5), Milewski 1, Valincius, T 1, Bauer 1, McPherson 1, Foster 1, Opp (2). SBA/ATT - Milewski (19-23), Stone (5-8), Foster (4-4), Valincius, T (3-4), Raymond (4-4), Webb (3-3), Pitzer (1-2), Davis (2-2), Fowler (2-2), James (1-2), Rhodes (1-2), Burns (2-2), Gleason (1-1), Sweeney (1-1), Billingsley (1-1), Bauer (0-1).

2026 DAY-BY-DAY RESULTS

| Date | Opponent | | Score | Inns | Overall | SEC | Pitcher of record | Attend | Time |
|----------------|----------------------|---|-------|------|---------|---------|-----------------------|--------|------|
| Feb 13, 2026 | HOFSTRA | w | 6-5 | 9 | 1-0-0 | 0-0-0 | Stone (W 1-0) | 12824 | 3:00 |
| Feb 14, 2026 | HOFSTRA-1 | w | 6-1 | 9 | 2-0-0 | 0-0-0 | Valincius, T (W 1-0) | 12667 | 2:53 |
| Feb 14, 2026 | HOFSTRA-2 | w | 7-5 | 9 | 3-0-0 | 0-0-0 | Gleason (W 1-0) | 12667 | 3:09 |
| Feb 17, 2026 | TROY | w | 13-7 | 9 | 4-0-0 | 0-0-0 | Kirk (W 1-0) | 9842 | 3:19 |
| Feb 18, 2026 | ALCORN STATE | w | 19-0 | 7 | 5-0-0 | 0-0-0 | Miller (W 1-0) | 9752 | 2:55 |
| Feb 20, 2026 | DELAWARE | w | 9-2 | 9 | 6-0-0 | 0-0-0 | McPherson (W 1-0) | 11632 | 3:00 |
| Feb 21, 2026 | DELAWARE | w | 10-0 | 8 | 7-0-0 | 0-0-0 | Valincius, T (W 2-0) | 13194 | 2:26 |
| Feb 22, 2026 | DELAWARE | w | 7-3 | 9 | 8-0-0 | 0-0-0 | Stone (W 2-0) | 9473 | 3:16 |
| Feb 24, 2026 | AUSTIN PEAY | w | 16-3 | 7 | 9-0-0 | 0-0-0 | Billingsley (W 1-0) | 9337 | 2:52 |
| Feb 27, 2026 | vs Arizona State | w | 8-4 | 9 | 10-0-0 | 0-0-0 | McPherson (W 2-0) | 0 | 2:49 |
| Feb 28, 2026 | vs Virginia Tech | w | 15-8 | 9 | 11-0-0 | 0-0-0 | Valincius, T (W 3-0) | 0 | 3:57 |
| Mar 01, 2026 | vs #1 UCLA | L | 7-8 | (10) | 11-1-0 | 0-0-0 | Davis (L 0-1) | 8903 | 4:03 |
| Mar 03, 2026 | at #10 Southern Miss | L | 6-7 | 9 | 11-2-0 | 0-0-0 | Miller (L 1-1) | 5716 | 3:19 |
| Mar 05, 2026 | LIPSCOMB | w | 8-3 | 9 | 12-2-0 | 0-0-0 | McPherson (W 3-0) | 10057 | 2:50 |
| Mar 06, 2026 | LIPSCOMB | w | 9-4 | 9 | 13-2-0 | 0-0-0 | Pitzer (W 1-0) | 11499 | 3:21 |
| Mar 07, 2026 | LIPSCOMB | w | 26-0 | 7 | 14-2-0 | 0-0-0 | Stone (W 3-0) | 10375 | 2:35 |
| Mar 10, 2026 | vs Tulane | w | 11-7 | 9 | 15-2-0 | 0-0-0 | Burns (W 1-0) | 6112 | 3:45 |
| * Mar 13, 2026 | at #5 Arkansas | L | 4-5 | 9 | 15-3-0 | 0-1-0 | Miller (L 1-2) | 10464 | 2:50 |
| * Mar 14, 2026 | at #5 Arkansas-1 | w | 7-2 | 9 | 16-3-0 | 1-1-0 | Valincius, T (W 4-0) | 10790 | 2:38 |
| * Mar 14, 2026 | at #5 Arkansas-2 | L | 3-7 | 9 | 16-4-0 | 1-2-0 | Pitzer (L 1-1) | 9653 | 3:26 |
| Mar 17, 2026 | JACKSON STATE | w | 17-1 | 7 | 17-4-0 | 1-2-0 | Rhodes (W 1-0) | 7967 | 2:34 |
| * Mar 20, 2026 | VANDERBILT | w | 4-2 | 9 | 18-4-0 | 2-2-0 | Gleason (W 2-0) | 14649 | 2:57 |
| * Mar 21, 2026 | VANDERBILT | w | 7-2 | 9 | 19-4-0 | 3-2-0 | Valincius, T (W 5-0) | 14834 | 2:40 |
| * Mar 22, 2026 | VANDERBILT | w | 17-7 | 7 | 20-4-0 | 4-2-0 | Stone (W 4-0) | 12207 | 2:50 |
| Mar 24, 2026 | #11 SOUTHERN MISS | w | 12-0 | 7 | 21-4-0 | 4-2-0 | Bauer (W 1-0) | 12887 | 2:46 |
| * Mar 27, 2026 | at #18 Ole Miss | w | 5-4 | 9 | 22-4-0 | 5-2-0 | Pitzer (W 2-1) | 11758 | 3:23 |
| * Mar 28, 2026 | at #18 Ole Miss | w | 6-1 | 9 | 23-4-0 | 6-2-0 | Valincius, T (W 6-0) | 11336 | 3:18 |
| * Mar 29, 2026 | at #18 Ole Miss | w | 7-1 | 9 | 24-4-0 | 7-2-0 | Stone (W 5-0) | 9408 | 2:56 |
| Mar 31, 2026 | GRAMBLING STATE | w | 12-0 | 7 | 25-4-0 | 7-2-0 | Bauer (W 2-0) | 9473 | 2:35 |
| * Apr 02, 2026 | #5 GEORGIA | L | 9-10 | 9 | 25-5-0 | 7-3-0 | Foster (L 0-1) | 12828 | 3:52 |
| * Apr 03, 2026 | #5 GEORGIA | L | 1-3 | 9 | 25-6-0 | 7-4-0 | Valincius, T (L 6-1) | 14348 | 2:51 |
| * Apr 04, 2026 | #5 GEORGIA | L | 5-8 | (10) | 25-7-0 | 7-5-0 | Webb (L 0-1) | 10256 | 4:13 |
| Apr 07, 2026 | UAB | w | 5-3 | 9 | 26-7-0 | 7-5-0 | Gleason (W 3-0) | 9329 | 3:08 |
| * Apr 10, 2026 | TENNESSEE | L | 5-6 | 9 | 26-8-0 | 7-6-0 | Pitzer (L 0-2) | 13543 | 3:18 |
| * Apr 11, 2026 | TENNESSEE | L | 2-6 | 9 | 26-9-0 | 7-7-0 | Stone (L 5-1) | 14814 | 2:35 |
| * Apr 12, 2026 | TENNESSEE | L | 2-7 | 9 | 26-10-0 | 7-8-0 | Foster (L 0-2) | 10376 | 2:35 |
| Apr 14, 2026 | at Samford | w | 11-1 | 7 | 27-10-0 | 7-8-0 | Miller (W 2-2) | 2113 | 2:18 |
| * Apr 17, 2026 | at South Carolina | w | 5-3 | 9 | 28-10-0 | 8-8-0 | Valincius, T (W 7-1) | 6752 | 3:00 |
| * Apr 18, 2026 | at South Carolina | w | 9-0 | 9 | 29-10-0 | 9-8-0 | Stone (W 6-1) | 6735 | 3:17 |
| * Apr 19, 2026 | at South Carolina | w | 4-3 | (11) | 30-10-0 | 10-8-0 | Webb (W 1-1) | 6459 | 3:33 |
| Apr 21, 2026 | MEMPHIS | w | 6-2 | 9 | 31-10-0 | 10-8-0 | Miller (W 3-2) | 8772 | 2:48 |
| * Apr 24, 2026 | LSU | w | 10-8 | (11) | 32-10-0 | 11-8-0 | Burns (W 2-0) | 13489 | 4:53 |
| * Apr 25, 2026 | LSU | w | 9-8 | 9 | 33-10-0 | 12-8-0 | Bauer (W 3-0) | 15289 | 3:41 |
| * Apr 26, 2026 | LSU | w | 13-8 | 9 | 34-10-0 | 13-8-0 | Fowler (W 1-0) | 12379 | 3:47 |
| Apr 28, 2026 | vs #17 Ole Miss | w | 7-3 | 9 | 35-10-0 | 13-8-0 | Miller (W 4-2) | 8223 | 3:45 |
| * May 01, 2026 | at #4 Texas | L | 1-3 | 9 | 35-11-0 | 13-9-0 | Valincius, T (L 7-2) | 6747 | 2:56 |
| * May 02, 2026 | at #4 Texas | w | 7-4 | 9 | 36-11-0 | 14-9-0 | Bauer (W 4-0) | 7536 | 3:46 |
| * May 03, 2026 | at #4 Texas | L | 6-11 | 9 | 36-12-0 | 14-10-0 | Gleason (L 3-1) | 7481 | 3:48 |
| May 05, 2026 | NICHOLLS | w | 21-6 | 7 | 37-12-0 | 14-10-0 | Gleason (W 4-1) | 8042 | 2:50 |
| * May 07, 2026 | #6 AUBURN | w | 10-3 | 9 | 38-12-0 | 15-10-0 | Valincius, T (W 8-2) | 12658 | 2:52 |
| * May 08, 2026 | #6 AUBURN | L | 4-5 | 9 | 38-13-0 | 15-11-0 | Davis (L 0-2) | 13772 | 3:14 |
| * May 09, 2026 | #6 AUBURN | L | 2-13 | 7 | 38-14-0 | 15-12-0 | McPherson (L 3-1) | 13506 | 2:51 |
| * May 14, 2026 | at #10 Texas A&M | w | 18-11 | 9 | 39-14-0 | 16-12-0 | Valincius, T (W 9-2) | 5862 | 3:45 |
| * May 15, 2026 | at #10 Texas A&M | L | 9-11 | 9 | 39-15-0 | 16-13-0 | Stone (L 6-2) | 6776 | 3:22 |
| * May 16, 2026 | at #10 Texas A&M | L | 6-7 | 9 | 39-16-0 | 16-14-0 | Foster (L 0-3) | 6600 | 3:33 |
| May 20, 2026 | vs Missouri | w | 12-2 | 7 | 40-16-0 | 16-14-0 | Valincius, T (W 10-2) | 0 | 2:19 |
| May 21, 2026 | vs Georgia | L | 3-5 | 9 | 40-17-0 | 16-14-0 | Stone (L 6-3) | 0 | 2:50 |

* = Conference game

() extra inning game



2026 GAME SUMMARY

| Score by innings | 1 | 2 | 3 | 4 | 5 | 6 | 7 | 8 | 9 | EX | Total |
|-------------------|----|----|----|----|----|----|----|----|----|----|-------|
| Mississippi State | 72 | 68 | 69 | 52 | 67 | 62 | 43 | 34 | 14 | 5 | 486 |
| Opponents | 33 | 18 | 36 | 29 | 42 | 23 | 23 | 26 | 23 | 6 | 259 |

Record when ...

| | | | |
|----------------------|-------|----------------------|------|
| Overall | 40-17 | After 6 leading | 36-2 |
| Conference | 16-14 | trailing | 2-11 |
| Non-Conference | 24-3 | tied | 2-4 |
| Home games | 25-8 | After 7 leading | 27-1 |
| Away games | 10-7 | trailing | 1-11 |
| Neutral site | 5-2 | tied | 2-4 |
| Day games | 23-8 | After 8 leading | 26-1 |
| Night games | 17-9 | trailing | 1-13 |
| vs Left starter | 13-6 | tied | 2-2 |
| vs Right starter | 27-11 | | |
| 1-Run games | 4-7 | Hit 0 home runs | 7-4 |
| 2-Run games | 5-4 | ... 1 home run | 8-7 |
| 5+Run games | 25-3 | ... 2+ home runs | 25-6 |
| Extra innings | 2-2 | | |
| Shutouts | 6-0 | Opponent 0 home runs | 21-5 |
| | | 1 home run | 11-4 |
| | | 2+ HRs | 8-8 |
| Scoring 0-2 runs | 0-5 | Made 0 errors | 16-7 |
| 3-5 runs | 5-6 | 1 error | 20-6 |
| 6-9 runs | 17-6 | 2+ errors | 4-4 |
| 10+ runs | 18-0 | | |
| Opponent 0-2 runs | 17-0 | Opp. made 0 errors | 11-9 |
| 3-5 runs | 14-5 | 1 error | 12-6 |
| 6-9 runs | 8-8 | 2+ errors | 17-2 |
| 10+ runs | 1-4 | | |
| Scored in 1st inning | 21-3 | Out-hit opponent | 33-7 |
| Opp. scored in 1st | 12-6 | Out-hit by opponent | 4-9 |
| Scores first | 25-4 | Hits are tied | 3-1 |
| Opp. scores first | 15-13 | | |

Record when team scores:

| Runs | 0 | 1 | 2 | 3 | 4 | 5 | 6 | 7 | 8 | 9 | 10+ |
|------|-----|-----|-----|-----|-----|-----|-----|-----|-----|-----|------|
| W-L | 0-0 | 0-2 | 0-3 | 0-2 | 2-2 | 3-2 | 4-3 | 7-1 | 2-0 | 4-2 | 18-0 |

Record when opponent scores:

| Runs | 0 | 1 | 2 | 3 | 4 | 5 | 6 | 7 | 8 | 9 | 10+ |
|------|-----|-----|-----|-----|-----|-----|-----|-----|-----|-----|-----|
| W-L | 6-0 | 5-0 | 6-0 | 8-2 | 4-0 | 2-3 | 1-2 | 3-4 | 4-2 | 0-0 | 1-4 |

Record when leading after:

| Inn. | 1 | 2 | 3 | 4 | 5 | 6 | 7 | 8 |
|------|------|------|------|------|------|------|------|------|
| W-L | 17-3 | 25-4 | 28-3 | 33-3 | 32-2 | 36-2 | 27-1 | 26-1 |

Record when trailing after:

| Inn. | 1 | 2 | 3 | 4 | 5 | 6 | 7 | 8 |
|------|-----|-----|------|------|------|------|------|------|
| W-L | 8-6 | 5-9 | 4-13 | 5-13 | 4-12 | 2-11 | 1-11 | 1-13 |

Record when tied after:

| Inn. | 1 | 2 | 3 | 4 | 5 | 6 | 7 | 8 |
|------|------|------|-----|-----|-----|-----|-----|-----|
| W-L | 15-8 | 10-4 | 8-1 | 2-1 | 4-3 | 2-4 | 2-4 | 2-2 |

Current losing streak: 1
 Longest winning streak: 11
 Longest losing streak: 3

Home attendance : 388737 (33 dates avg = 11779)
 Away attendance : 155424 (24 dates avg = 6476)
 Total attendance: 544161 (57 dates avg = 9546)

2026 GAME-BY-GAME (HITTING)

| Date | Opponent | ab | r | h | rbi | 2b | 3b | hr | tb | bb | ibb | sb | cs | hbp | sac | sf | qdp | k | po | a | e | lob | avg |
|---------|-------------------|------|-----|-----|-----|-----|----|-----|------|-----|-----|----|----|-----|-----|----|-----|-----|------|-----|----|-----|------|
| Feb 13 | HOFSTRA | 26 | 6 | 3 | 3 | 1 | 0 | 0 | 4 | 8 | 0 | 2 | 1 | 2 | 0 | 0 | 0 | 7 | 27 | 7 | 1 | 6 | .115 |
| Feb 14 | HOFSTRA | 30 | 6 | 8 | 6 | 4 | 0 | 0 | 12 | 4 | 0 | 2 | 0 | 2 | 0 | 1 | 0 | 8 | 27 | 12 | 0 | 7 | .196 |
| Feb 14 | HOFSTRA | 33 | 7 | 10 | 7 | 3 | 0 | 1 | 16 | 4 | 0 | 1 | 0 | 0 | 1 | 0 | 0 | 9 | 27 | 8 | 0 | 7 | .236 |
| Feb 17 | TROY | 39 | 13 | 16 | 13 | 5 | 1 | 2 | 29 | 3 | 0 | 4 | 0 | 1 | 0 | 0 | 0 | 10 | 27 | 6 | 0 | 7 | .289 |
| Feb 18 | ALCORN STATE | 28 | 19 | 13 | 16 | 3 | 0 | 1 | 19 | 13 | 0 | 3 | 1 | 2 | 0 | 3 | 0 | 1 | 21 | 6 | 0 | 9 | .321 |
| Feb 20 | DELAWARE | 36 | 9 | 16 | 9 | 5 | 0 | 0 | 21 | 6 | 0 | 1 | 1 | 1 | 0 | 1 | 1 | 6 | 27 | 5 | 1 | 11 | .344 |
| Feb 21 | DELAWARE | 33 | 10 | 13 | 10 | 3 | 0 | 4 | 28 | 5 | 1 | 1 | 0 | 1 | 1 | 0 | 1 | 4 | 24 | 13 | 1 | 9 | .351 |
| Feb 22 | DELAWARE | 30 | 7 | 8 | 4 | 2 | 0 | 0 | 10 | 9 | 0 | 1 | 1 | 0 | 0 | 1 | 2 | 6 | 27 | 8 | 1 | 9 | .341 |
| Feb 24 | AUSTIN PEAY | 34 | 16 | 16 | 16 | 4 | 0 | 3 | 29 | 3 | 0 | 0 | 0 | 2 | 0 | 0 | 0 | 7 | 21 | 5 | 0 | 5 | .356 |
| Feb 27 | vs Arizona State | 30 | 8 | 7 | 8 | 0 | 0 | 2 | 13 | 7 | 0 | 3 | 0 | 0 | 1 | 0 | 0 | 10 | 27 | 8 | 0 | 6 | .345 |
| Feb 28 | vs Virginia Tech | 39 | 15 | 15 | 15 | 3 | 0 | 2 | 24 | 10 | 0 | 2 | 1 | 4 | 0 | 1 | 0 | 5 | 27 | 7 | 2 | 12 | .349 |
| Mar 01 | vs UCLA | 39 | 7 | 14 | 7 | 5 | 0 | 3 | 28 | 3 | 1 | 0 | 2 | 1 | 0 | 1 | 1 | 12 | 30 | 14 | 1 | 7 | .350 |
| Mar 03 | at Southern Miss | 35 | 6 | 9 | 6 | 1 | 0 | 0 | 10 | 4 | 0 | 2 | 0 | 2 | 0 | 0 | 0 | 10 | 24 | 8 | 1 | 8 | .343 |
| Mar 05 | LIPSCOMB | 36 | 8 | 12 | 6 | 2 | 0 | 3 | 23 | 2 | 0 | 2 | 0 | 0 | 1 | 0 | 0 | 5 | 27 | 5 | 0 | 7 | .342 |
| Mar 06 | LIPSCOMB | 33 | 9 | 11 | 8 | 3 | 1 | 2 | 22 | 8 | 0 | 3 | 0 | 0 | 1 | 0 | 1 | 8 | 27 | 5 | 1 | 9 | .341 |
| Mar 07 | LIPSCOMB | 36 | 26 | 20 | 24 | 3 | 0 | 4 | 35 | 10 | 0 | 2 | 0 | 1 | 0 | 1 | 1 | 4 | 21 | 7 | 0 | 4 | .356 |
| Mar 10 | vs Tulane | 36 | 11 | 12 | 11 | 3 | 0 | 1 | 18 | 4 | 1 | 3 | 0 | 1 | 0 | 1 | 0 | 14 | 27 | 9 | 1 | 7 | .354 |
| *Mar 13 | at Arkansas | 36 | 4 | 11 | 4 | 1 | 0 | 1 | 15 | 5 | 0 | 0 | 1 | 1 | 0 | 1 | 1 | 7 | 24 | 9 | 1 | 12 | .351 |
| *Mar 14 | at Arkansas | 32 | 7 | 8 | 6 | 1 | 0 | 1 | 12 | 6 | 0 | 1 | 1 | 0 | 0 | 0 | 2 | 11 | 27 | 12 | 0 | 4 | .346 |
| *Mar 14 | at Arkansas | 33 | 3 | 6 | 3 | 0 | 0 | 0 | 6 | 3 | 0 | 0 | 0 | 1 | 0 | 0 | 0 | 11 | 24 | 6 | 2 | 7 | .338 |
| Mar 17 | JACKSON STATE | 30 | 17 | 12 | 14 | 5 | 0 | 0 | 17 | 8 | 0 | 4 | 0 | 2 | 0 | 3 | 0 | 2 | 21 | 8 | 1 | 8 | .341 |
| *Mar 20 | VANDERBILT | 31 | 4 | 8 | 4 | 1 | 0 | 2 | 15 | 3 | 0 | 0 | 0 | 2 | 0 | 0 | 1 | 5 | 27 | 8 | 0 | 8 | .337 |
| *Mar 21 | VANDERBILT | 31 | 7 | 9 | 7 | 4 | 0 | 1 | 16 | 8 | 0 | 0 | 0 | 1 | 0 | 1 | 1 | 4 | 27 | 5 | 1 | 10 | .336 |
| *Mar 22 | VANDERBILT | 38 | 17 | 19 | 17 | 4 | 0 | 4 | 35 | 5 | 1 | 2 | 0 | 1 | 0 | 1 | 0 | 8 | 21 | 9 | 1 | 8 | .343 |
| Mar 24 | SOUTHERN MISS | 32 | 12 | 14 | 12 | 0 | 0 | 2 | 20 | 3 | 0 | 2 | 0 | 2 | 0 | 0 | 0 | 5 | 21 | 6 | 1 | 7 | .347 |
| *Mar 27 | at Ole Miss | 34 | 5 | 8 | 5 | 2 | 1 | 0 | 12 | 3 | 0 | 0 | 0 | 1 | 0 | 0 | 1 | 10 | 27 | 8 | 0 | 6 | .343 |
| *Mar 28 | at Ole Miss | 34 | 6 | 9 | 5 | 0 | 0 | 3 | 18 | 5 | 0 | 0 | 1 | 0 | 0 | 0 | 2 | 9 | 27 | 9 | 1 | 6 | .340 |
| *Mar 29 | at Ole Miss | 35 | 7 | 9 | 7 | 2 | 0 | 4 | 23 | 2 | 0 | 1 | 1 | 0 | 0 | 0 | 1 | 14 | 27 | 4 | 0 | 3 | .337 |
| Mar 31 | GRAMBLING STATE | 27 | 12 | 9 | 10 | 3 | 0 | 1 | 15 | 7 | 0 | 1 | 0 | 5 | 1 | 0 | 0 | 11 | 21 | 8 | 1 | 10 | .336 |
| *Apr 02 | GEORGIA | 40 | 9 | 14 | 9 | 4 | 0 | 2 | 24 | 4 | 0 | 0 | 0 | 1 | 0 | 1 | 0 | 9 | 27 | 6 | 2 | 10 | .337 |
| *Apr 03 | GEORGIA | 31 | 1 | 5 | 1 | 0 | 0 | 0 | 5 | 8 | 0 | 0 | 0 | 2 | 0 | 0 | 1 | 8 | 27 | 4 | 0 | 13 | .332 |
| *Apr 04 | GEORGIA | 40 | 5 | 9 | 5 | 2 | 0 | 3 | 20 | 3 | 0 | 2 | 0 | 1 | 0 | 0 | 0 | 12 | 30 | 7 | 2 | 9 | .328 |
| Apr 07 | UAB | 29 | 5 | 9 | 5 | 1 | 1 | 2 | 18 | 6 | 0 | 1 | 1 | 0 | 1 | 0 | 1 | 3 | 27 | 9 | 1 | 7 | .327 |
| *Apr 10 | TENNESSEE | 35 | 5 | 9 | 5 | 1 | 0 | 3 | 19 | 1 | 0 | 0 | 0 | 0 | 0 | 1 | 0 | 14 | 27 | 8 | 0 | 5 | .325 |
| *Apr 11 | TENNESSEE | 35 | 2 | 8 | 2 | 2 | 0 | 1 | 13 | 1 | 0 | 0 | 0 | 0 | 0 | 0 | 1 | 10 | 27 | 6 | 0 | 7 | .322 |
| *Apr 12 | TENNESSEE | 33 | 2 | 6 | 2 | 3 | 0 | 0 | 9 | 0 | 0 | 0 | 0 | 1 | 0 | 0 | 0 | 8 | 27 | 14 | 0 | 5 | .318 |
| Apr 14 | at Samford | 30 | 11 | 10 | 11 | 2 | 0 | 2 | 18 | 9 | 0 | 0 | 1 | 1 | 0 | 0 | 1 | 7 | 21 | 4 | 0 | 8 | .319 |
| *Apr 17 | at South Carolina | 37 | 5 | 12 | 5 | 1 | 0 | 4 | 25 | 2 | 0 | 0 | 0 | 2 | 1 | 0 | 0 | 8 | 27 | 11 | 1 | 10 | .319 |
| *Apr 18 | at South Carolina | 41 | 9 | 14 | 9 | 3 | 0 | 2 | 23 | 4 | 1 | 3 | 1 | 0 | 0 | 0 | 0 | 8 | 27 | 3 | 0 | 9 | .320 |
| *Apr 19 | at South Carolina | 41 | 4 | 10 | 4 | 1 | 0 | 1 | 14 | 3 | 0 | 0 | 1 | 0 | 1 | 1 | 1 | 6 | 33 | 11 | 0 | 9 | .317 |
| Apr 21 | MEMPHIS | 33 | 6 | 8 | 6 | 3 | 0 | 1 | 14 | 3 | 0 | 0 | 0 | 1 | 0 | 0 | 0 | 6 | 27 | 9 | 1 | 7 | .316 |
| *Apr 24 | LSU | 43 | 10 | 10 | 10 | 1 | 0 | 4 | 23 | 8 | 1 | 0 | 0 | 2 | 0 | 1 | 0 | 9 | 33 | 6 | 3 | 12 | .313 |
| *Apr 25 | LSU | 34 | 9 | 9 | 9 | 2 | 0 | 2 | 17 | 7 | 0 | 0 | 0 | 1 | 0 | 0 | 1 | 13 | 27 | 8 | 1 | 9 | .312 |
| *Apr 26 | LSU | 36 | 13 | 12 | 11 | 6 | 0 | 2 | 24 | 7 | 0 | 0 | 0 | 3 | 1 | 0 | 1 | 4 | 27 | 3 | 0 | 11 | .312 |
| Apr 28 | vs Ole Miss | 33 | 7 | 12 | 7 | 2 | 0 | 0 | 14 | 2 | 1 | 0 | 0 | 1 | 3 | 1 | 0 | 6 | 27 | 8 | 3 | 9 | .314 |
| *May 01 | at Texas | 33 | 1 | 6 | 1 | 1 | 0 | 1 | 10 | 3 | 0 | 1 | 1 | 0 | 0 | 0 | 0 | 19 | 24 | 8 | 0 | 8 | .311 |
| *May 02 | at Texas | 35 | 7 | 9 | 7 | 2 | 0 | 2 | 17 | 1 | 0 | 0 | 0 | 2 | 0 | 0 | 1 | 12 | 27 | 10 | 3 | 4 | .310 |
| *May 03 | at Texas | 31 | 6 | 4 | 6 | 1 | 1 | 1 | 10 | 8 | 0 | 1 | 0 | 1 | 0 | 0 | 1 | 11 | 24 | 8 | 1 | 7 | .306 |
| May 05 | NICHOLLS | 36 | 21 | 18 | 20 | 2 | 0 | 6 | 38 | 7 | 0 | 2 | 0 | 0 | 0 | 0 | 0 | 6 | 21 | 5 | 1 | 4 | .310 |
| *May 07 | AUBURN | 37 | 10 | 16 | 10 | 1 | 0 | 3 | 26 | 2 | 0 | 1 | 0 | 1 | 1 | 1 | 1 | 10 | 27 | 8 | 1 | 8 | .313 |
| *May 08 | AUBURN | 35 | 4 | 10 | 4 | 3 | 0 | 1 | 16 | 4 | 0 | 0 | 0 | 1 | 1 | 0 | 0 | 11 | 27 | 9 | 0 | 10 | .312 |
| *May 09 | AUBURN | 28 | 2 | 9 | 2 | 0 | 0 | 1 | 12 | 2 | 0 | 1 | 0 | 2 | 0 | 0 | 2 | 6 | 21 | 7 | 2 | 9 | .313 |
| *May 14 | at Texas A&M | 42 | 18 | 16 | 16 | 1 | 0 | 4 | 29 | 8 | 0 | 0 | 0 | 1 | 1 | 1 | 1 | 12 | 27 | 8 | 1 | 8 | .314 |
| *May 15 | at Texas A&M | 39 | 9 | 12 | 8 | 2 | 0 | 4 | 26 | 3 | 0 | 0 | 0 | 0 | 1 | 0 | 0 | 12 | 24 | 6 | 1 | 7 | .314 |
| *May 16 | at Texas A&M | 36 | 6 | 11 | 6 | 0 | 0 | 3 | 20 | 1 | 0 | 0 | 1 | 1 | 0 | 0 | 1 | 7 | 24 | 7 | 1 | 5 | .314 |
| May 20 | vs Missouri | 28 | 12 | 8 | 12 | 0 | 0 | 3 | 17 | 4 | 0 | 2 | 0 | 1 | 0 | 0 | 0 | 10 | 21 | 9 | 1 | 3 | .314 |
| May 21 | vs Georgia | 31 | 3 | 9 | 3 | 2 | 0 | 1 | 14 | 2 | 0 | 0 | 1 | 1 | 0 | 0 | 3 | 4 | 24 | 8 | 0 | 4 | .313 |
| Totals | | 1948 | 486 | 610 | 459 | 122 | 5 | 106 | 1060 | 274 | 7 | 57 | 18 | 63 | 17 | 23 | 33 | 474 | 1464 | 435 | 45 | 436 | .313 |



2026 GAME-BY-GAME (PITCHING)

| | | | | | | | | | | | | | | | | | | | |
|---------|-------------------|-------|-----|-----|-----|-----|-----|----|----|----|----|---|----|----|---|---------|-------|----|------|
| Feb 13 | HOFSTRA | 9.0 | 10 | 5 | 5 | 2 | 13 | 4 | 0 | 0 | 0 | 0 | 1 | 0 | 0 | 6-5 | 1-0 | 1 | 5.00 |
| Feb 14 | HOFSTRA | 9.0 | 6 | 1 | 1 | 1 | 11 | 0 | 0 | 1 | 0 | 0 | 1 | 1 | 0 | 6-1 | 2-0 | 2 | 3.00 |
| Feb 14 | HOFSTRA | 9.0 | 7 | 5 | 5 | 5 | 12 | 1 | 0 | 1 | 0 | 0 | 2 | 0 | 0 | 7-5 | 3-0 | 3 | 3.67 |
| Feb 17 | TROY | 9.0 | 10 | 7 | 7 | 4 | 12 | 0 | 1 | 0 | 1 | 0 | 2 | 0 | 0 | 13-7 | 4-0 | 3 | 4.50 |
| Feb 18 | ALCORN STATE | 7.0 | 1 | 0 | 0 | 2 | 14 | 0 | 0 | 0 | 2 | 0 | 0 | 0 | 0 | 19-0 | 5-0 | 3 | 3.77 |
| Feb 20 | DELAWARE | 9.0 | 4 | 2 | 1 | 1 | 16 | 1 | 0 | 0 | 0 | 0 | 1 | 1 | 0 | 9-2 | 6-0 | 3 | 3.29 |
| Feb 21 | DELAWARE | 8.0 | 6 | 0 | 0 | 3 | 8 | 1 | 0 | 0 | 0 | 0 | 0 | 2 | 0 | 10-0 | 7-0 | 3 | 2.85 |
| Feb 22 | DELAWARE | 9.0 | 7 | 3 | 1 | 4 | 15 | 0 | 0 | 0 | 1 | 0 | 3 | 1 | 0 | 7-3 | 8-0 | 4 | 2.61 |
| Feb 24 | AUSTIN PEAY | 7.0 | 4 | 3 | 2 | 6 | 10 | 0 | 0 | 0 | 0 | 0 | 0 | 0 | 0 | 16-3 | 9-0 | 4 | 2.61 |
| Feb 27 | vs Arizona State | 9.0 | 7 | 4 | 4 | 3 | 8 | 2 | 0 | 2 | 1 | 0 | 0 | 2 | 0 | 8-4 | 10-0 | 4 | 2.75 |
| Feb 28 | vs Virginia Tech | 9.0 | 11 | 8 | 8 | 1 | 13 | 0 | 1 | 5 | 1 | 0 | 1 | 1 | 0 | 15-8 | 11-0 | 4 | 3.26 |
| Mar 01 | vs UCLA | 10.0 | 8 | 8 | 8 | 4 | 4 | 0 | 1 | 2 | 1 | 0 | 6 | 1 | 1 | 7-8 | 11-1 | 4 | 3.63 |
| Mar 03 | at Southern Miss | 8.0 | 7 | 7 | 6 | 6 | 13 | 3 | 0 | 2 | 2 | 0 | 0 | 0 | 0 | 6-7 | 11-2 | 4 | 3.86 |
| Mar 05 | LIPSCOMB | 9.0 | 12 | 3 | 3 | 2 | 13 | 3 | 0 | 0 | 0 | 0 | 0 | 1 | 0 | 8-3 | 12-2 | 5 | 3.79 |
| Mar 06 | LIPSCOMB | 9.0 | 9 | 4 | 3 | 2 | 14 | 2 | 0 | 1 | 0 | 0 | 0 | 1 | 0 | 9-4 | 13-2 | 5 | 3.74 |
| Mar 07 | LIPSCOMB | 7.0 | 1 | 0 | 0 | 1 | 10 | 0 | 0 | 0 | 0 | 0 | 0 | 0 | 0 | 26-0 | 14-2 | 5 | 3.55 |
| Mar 10 | vs Tulane | 9.0 | 10 | 7 | 7 | 4 | 12 | 2 | 0 | 1 | 1 | 0 | 0 | 0 | 0 | 11-7 | 15-2 | 5 | 3.76 |
| *Mar 13 | at Arkansas | 8.0 | 7 | 5 | 4 | 1 | 10 | 1 | 0 | 2 | 2 | 1 | 0 | 0 | 0 | 4-5 | 15-3 | 5 | 3.80 |
| *Mar 14 | at Arkansas | 9.0 | 6 | 2 | 2 | 2 | 11 | 2 | 1 | 0 | 1 | 0 | 0 | 0 | 0 | 7-2 | 16-3 | 5 | 3.70 |
| *Mar 14 | at Arkansas | 8.0 | 8 | 7 | 5 | 7 | 13 | 1 | 0 | 0 | 1 | 0 | 1 | 0 | 0 | 3-7 | 16-4 | 5 | 3.79 |
| Mar 17 | JACKSON STATE | 7.0 | 1 | 1 | 1 | 4 | 5 | 0 | 0 | 0 | 0 | 0 | 1 | 1 | 0 | 17-1 | 17-4 | 5 | 3.69 |
| *Mar 20 | VANDERBILT | 9.0 | 4 | 2 | 2 | 7 | 8 | 3 | 0 | 0 | 1 | 0 | 2 | 1 | 0 | 4-2 | 18-4 | 6 | 3.61 |
| *Mar 21 | VANDERBILT | 9.0 | 3 | 2 | 0 | 2 | 17 | 1 | 0 | 0 | 0 | 0 | 1 | 0 | 0 | 7-2 | 19-4 | 6 | 3.44 |
| *Mar 22 | VANDERBILT | 7.0 | 8 | 7 | 4 | 2 | 6 | 0 | 0 | 4 | 0 | 0 | 1 | 0 | 0 | 17-7 | 20-4 | 6 | 3.50 |
| Mar 24 | SOUTHERN MISS | 7.0 | 7 | 0 | 0 | 0 | 12 | 2 | 0 | 0 | 0 | 0 | 1 | 1 | 0 | 12-0 | 21-4 | 6 | 3.39 |
| *Mar 27 | at Ole Miss | 9.0 | 4 | 4 | 4 | 2 | 11 | 1 | 0 | 2 | 0 | 0 | 0 | 0 | 0 | 5-4 | 22-4 | 6 | 3.41 |
| *Mar 28 | at Ole Miss | 9.0 | 6 | 1 | 1 | 5 | 14 | 0 | 0 | 0 | 1 | 0 | 2 | 0 | 0 | 6-1 | 23-4 | 6 | 3.32 |
| *Mar 29 | at Ole Miss | 9.0 | 7 | 1 | 1 | 8 | 14 | 1 | 0 | 0 | 2 | 0 | 0 | 0 | 0 | 7-1 | 24-4 | 6 | 3.23 |
| Mar 31 | GRAMBLING STATE | 7.0 | 2 | 0 | 0 | 3 | 10 | 0 | 0 | 0 | 0 | 0 | 0 | 1 | 0 | 12-0 | 25-4 | 6 | 3.14 |
| *Apr 02 | GEORGIA | 9.0 | 10 | 10 | 8 | 10 | 13 | 2 | 0 | 1 | 3 | 0 | 1 | 0 | 0 | 9-10 | 25-5 | 6 | 3.31 |
| *Apr 03 | GEORGIA | 9.0 | 7 | 3 | 2 | 0 | 12 | 2 | 0 | 2 | 0 | 0 | 1 | 0 | 0 | 1-3 | 25-6 | 6 | 3.26 |
| *Apr 04 | GEORGIA | 10.0 | 16 | 8 | 8 | 4 | 15 | 2 | 0 | 3 | 1 | 0 | 0 | 1 | 1 | 5-8 | 25-7 | 6 | 3.41 |
| Apr 07 | UAB | 9.0 | 8 | 3 | 3 | 3 | 8 | 2 | 0 | 1 | 0 | 0 | 4 | 1 | 0 | 5-3 | 26-7 | 7 | 3.40 |
| *Apr 10 | TENNESSEE | 9.0 | 11 | 6 | 6 | 4 | 12 | 2 | 1 | 2 | 1 | 0 | 1 | 1 | 0 | 5-6 | 26-8 | 7 | 3.48 |
| *Apr 11 | TENNESSEE | 9.0 | 13 | 6 | 6 | 0 | 8 | 5 | 0 | 1 | 0 | 0 | 0 | 1 | 0 | 2-6 | 26-9 | 7 | 3.55 |
| *Apr 12 | TENNESSEE | 9.0 | 9 | 7 | 7 | 1 | 9 | 3 | 0 | 0 | 1 | 0 | 1 | 2 | 0 | 2-7 | 26-10 | 7 | 3.65 |
| Apr 14 | at Samford | 7.0 | 3 | 1 | 1 | 2 | 4 | 0 | 1 | 0 | 0 | 0 | 0 | 0 | 0 | 11-1 | 27-10 | 7 | 3.60 |
| *Apr 17 | at South Carolina | 9.0 | 8 | 3 | 3 | 2 | 14 | 0 | 0 | 1 | 0 | 0 | 0 | 1 | 0 | 5-3 | 28-10 | 8 | 3.58 |
| *Apr 18 | at South Carolina | 9.0 | 7 | 0 | 0 | 4 | 18 | 0 | 0 | 0 | 1 | 0 | 0 | 0 | 0 | 9-0 | 29-10 | 8 | 3.49 |
| *Apr 19 | at South Carolina | 11.0 | 8 | 3 | 3 | 2 | 12 | 0 | 0 | 0 | 2 | 0 | 1 | 0 | 0 | 4-3 | 30-10 | 8 | 3.45 |
| Apr 21 | MEMPHIS | 9.0 | 10 | 2 | 2 | 1 | 13 | 1 | 0 | 1 | 1 | 0 | 1 | 0 | 0 | 6-2 | 31-10 | 9 | 3.42 |
| *Apr 24 | LSU | 11.0 | 13 | 8 | 4 | 4 | 14 | 1 | 0 | 1 | 1 | 0 | 3 | 0 | 0 | 10-8 | 32-10 | 9 | 3.41 |
| *Apr 25 | LSU | 9.0 | 11 | 8 | 8 | 3 | 11 | 3 | 0 | 3 | 2 | 0 | 0 | 0 | 1 | 9-8 | 33-10 | 10 | 3.52 |
| *Apr 26 | LSU | 9.0 | 8 | 8 | 8 | 6 | 10 | 1 | 1 | 3 | 1 | 0 | 1 | 0 | 0 | 13-8 | 34-10 | 10 | 3.63 |
| Apr 28 | vs Ole Miss | 9.0 | 5 | 3 | 3 | 6 | 13 | 1 | 0 | 0 | 0 | 0 | 3 | 2 | 0 | 7-3 | 35-10 | 11 | 3.61 |
| *May 01 | at Texas | 8.0 | 5 | 3 | 3 | 3 | 8 | 1 | 0 | 0 | 1 | 0 | 1 | 1 | 0 | 1-3 | 35-11 | 11 | 3.61 |
| *May 02 | at Texas | 9.0 | 9 | 4 | 4 | 10 | 10 | 1 | 0 | 2 | 0 | 0 | 2 | 0 | 0 | 7-4 | 36-11 | 11 | 3.62 |
| *May 03 | at Texas | 8.0 | 11 | 11 | 11 | 9 | 7 | 4 | 1 | 0 | 2 | 0 | 1 | 0 | 0 | 6-11 | 36-12 | 11 | 3.79 |
| May 05 | NICHOLLS | 7.0 | 10 | 6 | 6 | 3 | 9 | 0 | 1 | 1 | 1 | 0 | 0 | 0 | 0 | 21-6 | 37-12 | 11 | 3.85 |
| *May 07 | AUBURN | 9.0 | 4 | 3 | 3 | 0 | 15 | 0 | 0 | 1 | 0 | 0 | 0 | 0 | 0 | 10-3 | 38-12 | 11 | 3.83 |
| *May 08 | AUBURN | 9.0 | 10 | 5 | 5 | 4 | 14 | 1 | 0 | 1 | 1 | 0 | 2 | 0 | 0 | 4-5 | 38-13 | 11 | 3.86 |
| *May 09 | AUBURN | 7.0 | 14 | 13 | 12 | 3 | 3 | 2 | 0 | 2 | 2 | 0 | 1 | 1 | 0 | 2-13 | 38-14 | 11 | 4.04 |
| *May 14 | at Texas A&M | 9.0 | 13 | 11 | 9 | 3 | 14 | 3 | 0 | 3 | 0 | 0 | 1 | 0 | 0 | 18-11 | 39-14 | 11 | 4.14 |
| *May 15 | at Texas A&M | 8.0 | 16 | 11 | 11 | 2 | 9 | 3 | 1 | 3 | 1 | 0 | 3 | 0 | 0 | 9-11 | 39-15 | 11 | 4.28 |
| *May 16 | at Texas A&M | 8.0 | 7 | 7 | 7 | 13 | 6 | 2 | 0 | 0 | 2 | 0 | 0 | 0 | 0 | 6-7 | 39-16 | 11 | 4.34 |
| May 20 | vs Missouri | 7.0 | 5 | 2 | 1 | 1 | 8 | 0 | 0 | 1 | 0 | 0 | 0 | 1 | 0 | 12-2 | 40-16 | 11 | 4.29 |
| May 21 | vs Georgia | 8.0 | 8 | 5 | 5 | 5 | 9 | 0 | 0 | 1 | 1 | 0 | 2 | 0 | 1 | 3-5 | 40-17 | 11 | 4.32 |
| Totals | | 488.0 | 442 | 259 | 234 | 202 | 627 | 73 | 10 | 57 | 41 | 2 | 56 | 27 | 4 | 486-259 | 40-17 | 11 | 4.32 |

2026 GAME-BY-GAME STARTERS (BATTING ORDER)

| DATE | OPPONENT | 1 | 2 | 3 | 4 | 5 | 6 | 7 | 8 | 9 | SP |
|------|-----------------------|-----------|---------|--------------|--------------|--------------|--------------|--------------|--------------|----------|--------------|
| 2/13 | Hofstra | Nunnallee | Reese | Teel | Bevis | Stallman | Woodson | Frei | Milewski | Chance | McPherson |
| 2/14 | Hofstra | Nunnallee | Reese | Sullivan | Stallman | Teel | Woodson | Chance | Milewski | Sanders | T. Valincius |
| 2/14 | Hofstra | Nunnallee | Reese | Sullivan | Stallman | Teel | Chance | Frei | Woodson | James | Foster |
| 2/17 | Troy | Nunnallee | Woodson | Reese | Teel | V. Valincius | Frei | Bevis | Parker | James | Stone |
| 2/18 | Alcorn State | Chance | Teel | Reese | V. Valincius | Wyers | Bevis | Mershon | Raymond | Sanders | Pitzer |
| 2/20 | Delaware | Nunnallee | Reese | V. Valincius | Stallman | Frei | Woodson | Teel | Raymond | Chance | McPherson |
| 2/21 | Delaware | Teel | Reese | Sullivan | Stallman | Raymond | Woodson | Frei | Parker | Chance | T. Valincius |
| 2/22 | Delaware | Wyers | Reese | Sullivan | V. Valincius | Bevis | Woodson | Nunnallee | James | Chance | Foster |
| 2/24 | Austin Peay | Wyers | Reese | Sullivan | V. Valincius | Bevis | James | Woodson | Teel | Chance | Kirk |
| 2/27 | vs. Arizona State (1) | Wyers | Reese | Sullivan | V. Valincius | James | Bevis | Woodson | Teel | Chance | McPherson |
| 2/28 | vs. Virginia Tech (1) | Teel | Reese | Sullivan | Stallman | Frei | Raymond | Woodson | Nunnallee | Chance | T. Valincius |
| 3/1 | vs. UCLA (1) | Teel | Reese | Sullivan | Stallman | Frei | Raymond | Woodson | Parker | Chance | Stone |
| 3/3 | at Southern Miss | Frei | Reese | Sullivan | Stallman | Woodson | Raymond | Parker | Nunnallee | Chance | Sweeney |
| 3/6 | Lipscomb | Wyers | Reese | Sullivan | Bevis | James | Woodson | V. Valincius | Nunnallee | Chance | McPherson |
| 3/7 | Lipscomb | Wyers | Reese | Sullivan | Frei | Raymond | Woodson | Parker | Nunnallee | Chance | T. Valincius |
| 3/8 | Lipscomb | Wyers | Reese | Sullivan | V. Valincius | James | Frei | Woodson | Bevis | Chance | Stone |
| 3/10 | vs. Tulane (2) | Wyers | Reese | Sullivan | Stallman | Frei | Woodson | Raymond | V. Valincius | Chance | Foster |
| 3/13 | at Arkansas* | Teel | Reese | Sullivan | Stallman | Frei | Woodson | Raymond | Parker | Chance | McPherson |
| 3/14 | at Arkansas* | Teel | Reese | Sullivan | Stallman | Woodson | V. Valincius | Wyers | Milewski | Chance | T. Valincius |
| 3/14 | at Arkansas* | Teel | Reese | Sullivan | Stallman | Woodson | James | Wyers | Bevis | Chance | Stone |
| 3/17 | Jackson State | Teel | Chance | Reese | Sullivan | Stallman | Frei | Woodson | Parker | Milewski | Miller |
| 3/20 | Vanderbilt* | Teel | Reese | Sullivan | Stallman | Frei | Woodson | Parker | Milewski | Chance | McPherson |
| 3/21 | Vanderbilt* | Teel | Reese | Sullivan | Stallman | Frei | Woodson | Parker | Milewski | Chance | T. Valincius |
| 3/22 | Vanderbilt* | Teel | Reese | Sullivan | Stallman | Frei | Woodson | Parker | Milewski | Chance | Stone |
| 3/24 | Southern Miss | Teel | Reese | Sullivan | Stallman | Frei | Woodson | Parker | Milewski | Chance | Billingsley |
| 3/27 | at Ole Miss* | Teel | Reese | Sullivan | Stallman | Woodson | Chance | V. Valincius | Milewski | Wyers | Foster |
| 3/28 | at Ole Miss* | Teel | Reese | Sullivan | Stallman | Woodson | Parker | Frei | Milewski | Chance | T. Valincius |
| 3/29 | at Ole Miss* | Teel | Reese | Sullivan | Stallman | Woodson | Parker | Frei | Raymond | Chance | Stone |
| 3/31 | Grambling | Teel | Reese | Sullivan | Stallman | Parker | Woodson | Frei | Milewski | Chance | Billingsley |
| 4/2 | Georgia* | Teel | Reese | Sullivan | Stallman | Frei | Woodson | Parker | Milewski | Chance | Foster |
| 4/3 | Georgia* | Teel | Reese | Sullivan | Stallman | Frei | Woodson | Parker | Milewski | Chance | T. Valincius |
| 4/4 | Georgia* | Chance | Reese | Sullivan | Stallman | Woodson | Frei | V. Valincius | Parker | Milewski | Stone |
| 4/7 | UAB | Chance | Frei | Reese | Parker | Woodson | Stallman | V. Valincius | Milewski | Wyers | Billingsley |
| 4/10 | Tennessee* | Teel | Chance | Reese | Sullivan | Parker | Frei | Woodson | Stallman | Milewski | T. Valincius |
| 4/11 | Tennessee* | Teel | Chance | Reese | Sullivan | Parker | Frei | Stallman | Woodson | Milewski | Stone |
| 4/12 | Tennessee* | Teel | Wyers | Reese | Sullivan | V. Valincius | James | Stallman | Woodson | Chance | Foster |
| 4/14 | at Samford | Teel | Reese | Sullivan | Stallman | Frei | Parker | Woodson | Milewski | Chance | Billingsley |
| 4/17 | at South Carolina* | Teel | Reese | Sullivan | Stallman | Frei | Parker | Woodson | Milewski | Chance | T. Valincius |
| 4/18 | at South Carolina* | Teel | Reese | Sullivan | Frei | Parker | Bevis | Woodson | Milewski | Chance | Stone |
| 4/19 | at South Carolina* | Chance | Reese | Sullivan | Frei | V. Valincius | Bevis | Teel | Woodson | James | Foster |
| 4/21 | Memphis | Frei | Reese | Sullivan | Stallman | Bevis | Parker | Woodson | Milewski | Chance | Pitzer |
| 4/24 | LSU* | Frei | Reese | Sullivan | Bevis | V. Valincius | Teel | Chance | Woodson | Milewski | T. Valincius |
| 4/25 | LSU* | Frei | Reese | Sullivan | Bevis | Parker | Chance | Teel | Milewski | Woodson | Stone |
| 4/26 | LSU* | Frei | Reese | Sullivan | Bevis | Parker | Wyers | Teel | Milewski | Chance | Foster |
| 4/28 | vs. Ole Miss (3) | Frei | Reese | Sullivan | Bevis | Parker | Chance | Teel | Milewski | Wyers | Sweeney |
| 5/1 | at Texas* | Frei | Reese | Sullivan | Bevis | Parker | Chance | Teel | Milewski | Woodson | T. Valincius |
| 5/2 | at Texas* | Frei | Reese | Sullivan | Bevis | Parker | Chance | Teel | Milewski | Wyers | Stone |
| 5/3 | at Texas* | Frei | Reese | Sullivan | Bevis | Parker | V. Valincius | Chance | Milewski | Wyers | Foster |
| 5/5 | Nicholls | Frei | Reese | Bevis | Sullivan | Parker | Chance | Stallman | Milewski | Wyers | Billingsley |
| 5/7 | Auburn* | Frei | Reese | Bevis | Sullivan | Parker | Chance | V. Valincius | Milewski | Woodson | T. Valincius |
| 5/8 | Auburn* | Frei | Reese | Sullivan | Parker | Stallman | Chance | V. Valincius | Milewski | Woodson | Stone |
| 5/9 | Auburn* | Frei | Reese | Bevis | Sullivan | Parker | Chance | Stallman | Milewski | Woodson | McPherson |
| 5/14 | at Texas A&M* | Frei | Reese | Sullivan | Parker | Bevis | Chance | V. Valincius | Milewski | Woodson | T. Valincius |
| 5/15 | at Texas A&M* | Frei | Reese | Sullivan | Parker | Stallman | Chance | V. Valincius | Milewski | Woodson | Stone |
| 5/16 | at Texas A&M* | Frei | Reese | Sullivan | Parker | V. Valincius | Stallman | Chance | James | Woodson | McPherson |
| 5/20 | vs. Missouri (4) | Frei | Reese | Sullivan | Parker | V. Valincius | Stallman | Chance | Woodson | James | T. Valincius |
| 5/21 | vs. Georgia (4) | Frei | Reese | Sullivan | Parker | V. Valincius | Stallman | Chance | Woodson | James | Stone |

* - Southeastern Conference game | (1) - Globe Life Field; Arlington, Texas | (2) - Kessler Federal Park; Biloxi, Miss. | (3) - Trustmark Park; Pearl, Miss. | (4) - Hoover Metropolitan Stadium; Hoover, Ala.



2026 GAME-BY-GAME STARTERS (POSITION)

| DATE | OPPONENT | C | 1B | 2B | 3B | SS | LF | CF | RF | DH | SP |
|------|-----------------------|----------|----------|---------|-------|---------|--------------|--------|--------------|--------------|--------------|
| 2/13 | Hofstra | Milewski | Bevis | Frei | Reese | Woodson | Chance | Teel | Nunnallee | Stallman | McPherson |
| 2/14 | Hofstra | Milewski | Stallman | Sanders | Reese | Woodson | Chance | Teel | Nunnallee | Sullivan | T. Valincius |
| 2/14 | Hofstra | James | Stallman | Frei | Reese | Woodson | Chance | Teel | Nunnallee | Sullivan | Foster |
| 2/17 | Troy | James | Bevis | Frei | Reese | Woodson | V. Valincius | Teel | Nunnallee | Parker | Stone |
| 2/18 | Alcorn State | Raymond | Bevis | Sanders | Reese | Wyers | V. Valincius | Teel | Chance | Mershon | Pitzer |
| 2/20 | Delaware | Raymond | Stallman | Frei | Reese | Woodson | Chance | Teel | Nunnallee | V. Valincius | McPherson |
| 2/21 | Delaware | Raymond | Stallman | Frei | Reese | Woodson | Chance | Teel | Parker | Sullivan | T. Valincius |
| 2/22 | Delaware | James | Bevis | Wyers | Reese | Woodson | V. Valincius | Chance | Nunnallee | Sullivan | Foster |
| 2/24 | Austin Peay | James | Bevis | Wyers | Reese | Woodson | V. Valincius | Teel | Chance | Sullivan | Kirk |
| 2/27 | vs. Arizona State (1) | James | Bevis | Wyers | Reese | Woodson | V. Valincius | Teel | Chance | Sullivan | McPherson |
| 2/28 | vs. Virginia Tech (1) | Raymond | Stallman | Frei | Reese | Woodson | Chance | Teel | Nunnallee | Sullivan | T. Valincius |
| 3/1 | vs. UCLA (1) | Raymond | Stallman | Frei | Reese | Woodson | Chance | Teel | Parker | Sullivan | Stone |
| 3/3 | at Southern Miss | Raymond | Stallman | Frei | Reese | Woodson | Nunnallee | Chance | Parker | Sullivan | Sweeney |
| 3/6 | Lipscomb | James | Bevis | Wyers | Reese | Woodson | V. Valincius | Chance | Nunnallee | Sullivan | McPherson |
| 3/7 | Lipscomb | Raymond | Sullivan | Wyers | Reese | Woodson | Nunnallee | Chance | Parker | Frei | T. Valincius |
| 3/8 | Lipscomb | James | Sullivan | Frei | Reese | Woodson | Bevis | Chance | V. Valincius | Wyers | Stone |
| 3/10 | vs. Tulane (2) | Raymond | Sullivan | Wyers | Reese | Woodson | Stallman | Chance | V. Valincius | Frei | Foster |
| 3/13 | at Arkansas* | Raymond | Stallman | Frei | Reese | Woodson | Chance | Teel | Parker | Sullivan | McPherson |
| 3/14 | at Arkansas* | Milewski | Stallman | Wyers | Reese | Woodson | Chance | Teel | V. Valincius | Sullivan | T. Valincius |
| 3/14 | at Arkansas* | James | Stallman | Wyers | Reese | Woodson | Bevis | Teel | Chance | Sullivan | Stone |
| 3/17 | Jackson State | Milewski | Stallman | Frei | Reese | Woodson | Chance | Teel | Parker | Sullivan | Miller |
| 3/20 | Vanderbilt* | Milewski | Stallman | Frei | Reese | Woodson | Chance | Teel | Parker | Sullivan | McPherson |
| 3/21 | Vanderbilt* | Milewski | Stallman | Frei | Reese | Woodson | Chance | Teel | Parker | Sullivan | T. Valincius |
| 3/22 | Vanderbilt* | Milewski | Stallman | Frei | Reese | Woodson | Chance | Teel | Parker | Sullivan | Stone |
| 3/24 | Southern Miss | Milewski | Stallman | Frei | Reese | Woodson | Chance | Teel | Parker | Sullivan | Billingsley |
| 3/27 | at Ole Miss* | Milewski | Stallman | Wyers | Reese | Woodson | Chance | Teel | V. Valincius | Sullivan | Foster |
| 3/28 | at Ole Miss* | Milewski | Stallman | Frei | Reese | Woodson | Chance | Teel | Parker | Sullivan | T. Valincius |
| 3/29 | at Ole Miss* | Raymond | Stallman | Frei | Reese | Woodson | Chance | Teel | Parker | Sullivan | Stone |
| 3/31 | Grambling | Milewski | Stallman | Frei | Reese | Woodson | Chance | Teel | Parker | Sullivan | Billingsley |
| 4/2 | Georgia* | Milewski | Stallman | Frei | Reese | Woodson | Chance | Teel | Parker | Sullivan | Foster |
| 4/3 | Georgia* | Milewski | Stallman | Frei | Reese | Woodson | Chance | Teel | Parker | Sullivan | T. Valincius |
| 4/4 | Georgia* | Milewski | Stallman | Frei | Reese | Woodson | V. Valincius | Chance | Parker | Sullivan | Stone |
| 4/7 | UAB | Milewski | Stallman | Wyers | Reese | Woodson | V. Valincius | Chance | Parker | Frei | Billingsley |
| 4/10 | Tennessee* | Milewski | Stallman | Frei | Reese | Woodson | Chance | Teel | Parker | Sullivan | T. Valincius |
| 4/11 | Tennessee* | Milewski | Stallman | Frei | Reese | Woodson | Chance | Teel | Parker | Sullivan | Stone |
| 4/12 | Tennessee* | James | Stallman | Wyers | Reese | Woodson | Chance | Teel | V. Valincius | Sullivan | Foster |
| 4/14 | at Samford | Milewski | Stallman | Frei | Reese | Woodson | Chance | Teel | Parker | Sullivan | Billingsley |
| 4/17 | at South Carolina* | Milewski | Stallman | Frei | Reese | Woodson | Chance | Teel | Parker | Sullivan | T. Valincius |
| 4/18 | at South Carolina* | Milewski | Bevis | Frei | Reese | Woodson | Chance | Teel | Parker | Sullivan | Stone |
| 4/19 | at South Carolina* | James | Bevis | Frei | Reese | Woodson | Chance | Teel | V. Valincius | Sullivan | Foster |
| 4/21 | Memphis | Milewski | Stallman | Frei | Reese | Woodson | Bevis | Chance | Parker | Sullivan | Pitzer |
| 4/24 | LSU* | Milewski | Bevis | Frei | Reese | Woodson | Chance | Teel | V. Valincius | Sullivan | T. Valincius |
| 4/25 | LSU* | Milewski | Bevis | Frei | Reese | Woodson | Chance | Teel | Parker | Sullivan | Stone |
| 4/26 | LSU* | Milewski | Bevis | Frei | Reese | Wyers | Chance | Teel | Parker | Sullivan | Foster |
| 4/28 | vs. Ole Miss (3) | Milewski | Bevis | Frei | Reese | Wyers | Chance | Teel | Parker | Sullivan | Sweeney |
| 5/1 | at Texas* | Milewski | Bevis | Frei | Reese | Woodson | Chance | Teel | Parker | Sullivan | T. Valincius |
| 5/2 | at Texas* | Milewski | Bevis | Frei | Reese | Wyers | Chance | Teel | Parker | Sullivan | Stone |
| 5/3 | at Texas* | Milewski | Bevis | Frei | Reese | Wyers | V. Valincius | Chance | Parker | Sullivan | Foster |
| 5/5 | Nicholls | Milewski | Stallman | Frei | Reese | Wyers | Bevis | Chance | Parker | Sullivan | Billingsley |
| 5/7 | Auburn* | Milewski | Bevis | Frei | Reese | Woodson | V. Valincius | Chance | Parker | Sullivan | T. Valincius |
| 5/8 | Auburn* | Milewski | Stallman | Frei | Reese | Woodson | V. Valincius | Chance | Parker | Sullivan | Stone |
| 5/9 | Auburn* | Milewski | Stallman | Frei | Reese | Woodson | Bevis | Chance | Parker | Sullivan | McPherson |
| 5/14 | at Texas A&M* | Milewski | Bevis | Frei | Reese | Woodson | V. Valincius | Chance | Parker | Sullivan | T. Valincius |
| 5/15 | at Texas A&M* | Milewski | Stallman | Frei | Reese | Woodson | V. Valincius | Chance | Parker | Sullivan | Stone |
| 5/16 | at Texas A&M* | James | Stallman | Frei | Reese | Woodson | V. Valincius | Chance | Parker | Sullivan | McPherson |
| 5/20 | vs. Missouri (4) | James | Stallman | Frei | Reese | Woodson | V. Valincius | Chance | Parker | Sullivan | T. Valincius |
| 5/21 | vs. Georgia (4) | James | Stallman | Frei | Reese | Woodson | V. Valincius | Chance | Parker | Sullivan | Stone |

* - Southeastern Conference game | (1) - Globe Life Field; Arlington, Texas | (2) - Kessler Federal Park; Biloxi, Miss. | (3) - Trustmark Park; Pearl, Miss. | (4) - Hoover Metropolitan Stadium; Hoover, Ala.



2026 SOUTHEASTERN CONFERENCE SCHEDULE & STANDINGS

SOUTHEASTERN CONFERENCE

NCAA REGIONALS

2026 BASEBALL

MAY 27

SCHEDULE/RESULTS

All times Eastern; Rankings reflect highest among major polls

Friday, May 29 - NCAA Regionals

Morgantown Regional

[3] Kentucky vs. [2] Wake Forest - 12 p.m. [ESPN2]

Chapel Hill Regional

[2] Tennessee vs. [3] East Carolina - 12 p.m. [ESPNU]

Auburn Regional

[1] Auburn vs. [4] Milwaukee - 1 p.m. [ESPN+]

Gainesville Regional

[1] Florida vs. [4] Rider - 1 p.m. [ESPN+]

Austin Regional

[1] Texas vs. [4] Holy Cross - 1 p.m. [SECN]

Starkville Regional

[1] Mississippi State vs. [4] Lipscomb - 2 p.m. [ESPN+]

Bryan-College Station Regional

[1] Texas A&M vs. [4] Lamar - 4 p.m. [SECN]

Atlanta Regional

[2] Oklahoma vs. [3] The Citadel - 5 p.m. [ESPN+]

Lawrence Regional

[2] Arkansas vs. [3] Missouri State - 6 p.m. [ESPN+]

Tuscaloosa Regional

[1] Alabama vs. [4] Alabama State - 7 p.m. [ESPN+]

Athens Regional

[1] Georgia vs. [4] LIU - 7 p.m. [SECN]

Lincoln Regional

[2] Ole Miss vs. [3] Arizona State - 9 p.m. [ESPNU]


NCAA Baseball Tournament Schedule

Regionals: Friday, May 29 through Monday, June 1

Super Regionals: Friday, June 5 through Monday, June 8

First day of MCWS games - Friday, June 12

MCWS Finals - Start Saturday, June 20 (best out of 3)



| | SEC | Pct. | GB | All | Pct. | H | A | N | T25 | T10 | L10 | Strk |
|-------------------|-------|------|------|-------|------|-------|-------|-----|-------|-------|------|------|
| Georgia ^ | 23-7 | .767 | - | 46-12 | .793 | 31-7 | 12-4 | 3-1 | 17-8 | 7-2 | 9-1 | W3 |
| Texas | 19-10 | .655 | 3.5 | 40-13 | .755 | 29-4 | 8-8 | 3-1 | 12-7 | 10-4 | 6-4 | L1 |
| Texas A&M | 18-11 | .621 | 4.5 | 39-14 | .736 | 27-6 | 10-6 | 2-2 | 10-12 | 5-8 | 5-5 | L1 |
| Alabama | 18-12 | .600 | 5.0 | 37-19 | .661 | 23-6 | 11-11 | 3-2 | 13-12 | 4-4 | 7-3 | L1 |
| Florida | 18-12 | .600 | 5.0 | 39-19 | .672 | 22-13 | 14-5 | 3-1 | 15-7 | 9-6 | 8-2 | L1 |
| Auburn | 17-13 | .567 | 6.0 | 38-19 | .667 | 21-10 | 10-8 | 7-1 | 16-16 | 13-10 | 5-5 | L1 |
| Arkansas | 17-13 | .567 | 6.0 | 39-20 | .661 | 22-12 | 10-6 | 7-2 | 15-12 | 8-5 | 7-3 | L1 |
| Mississippi State | 16-14 | .533 | 7.0 | 40-17 | .702 | 25-8 | 10-7 | 5-2 | 9-14 | 4-14 | 4-6 | L1 |
| Ole Miss | 15-15 | .500 | 8.0 | 36-21 | .632 | 27-7 | 7-10 | 2-4 | 14-17 | 4-11 | 5-5 | L2 |
| Tennessee | 15-15 | .500 | 8.0 | 38-20 | .655 | 28-10 | 7-8 | 3-2 | 11-9 | 6-5 | 7-3 | L1 |
| Oklahoma | 14-16 | .467 | 9.0 | 32-21 | .604 | 20-9 | 8-10 | 4-2 | 10-15 | 3-7 | 3-7 | L1 |
| Vanderbilt | 14-16 | .467 | 9.0 | 33-25 | .569 | 26-8 | 5-11 | 2-6 | 8-16 | 3-8 | 6-4 | L1 |
| Kentucky | 13-17 | .433 | 10.0 | 31-21 | .596 | 20-8 | 11-12 | 0-1 | 6-9 | 2-4 | 4-6 | L3 |
| LSU | 9-21 | .300 | 14.0 | 30-28 | .517 | 23-14 | 3-13 | 4-1 | 3-19 | 1-12 | 3-7 | L1 |
| South Carolina | 7-23 | .233 | 16.0 | 22-35 | .386 | 18-18 | 4-14 | 0-3 | 3-20 | 2-8 | 0-10 | L13 |
| Missouri | 6-24 | .200 | 17.0 | 24-31 | .436 | 14-14 | 3-15 | 7-2 | 6-21 | 0-9 | 3-7 | L1 |

^SEC champion and SEC Tournament champion

• A nation-leading 12 SEC baseball teams were selected to compete for the 2026 NCAA Division I Baseball Championship. This is the second time 12 or more teams from any conference have earned NCAA Tournament bids. The record is 13 by the SEC a year ago.

• SEC squads earned five of the top eight seeds in the 64-team field. SEC champion Georgia was selected as the No. 3 overall seed, followed by No. 4 Auburn, No. 6 Texas, No. 7 Alabama and No. 8 Florida. Texas A&M is seeded No. 12, while Mississippi State is No. 14 to round out SEC teams in the top-16. Other SEC schools that earned bids include Arkansas, Kentucky, Ole Miss, Oklahoma and Tennessee.

• A nation-leading seven SEC programs were selected among 16 regional hosts for the NCAA Baseball Championship. The seven SEC schools named as NCAA Regional hosts were Alabama, Auburn, Florida, Georgia, Mississippi State, Texas and Texas A&M.

• Georgia's Daniel Jackson was named SEC Player of the Year, Florida's Aidan King is the SEC Pitcher of the Year, Texas' Anthony Pack Jr. is the SEC Freshman of the Year, Texas' Aiden Robbins is the SEC Newcomer of the Year, Texas A&M's Gavin Grahovac is the SEC Scholar-Athlete of the Year, and Georgia's Wes Johnson is the SEC Coach of the Year.

• Georgia clinched the SEC title in week 9 of the conference slate and finished with a 23-7 league mark. It is the Bulldogs' first SEC crown since 2008. The Bulldogs went on to win their first SEC Tournament title. Daniel Jackson was named the tournament's Most Valuable Player.

• SEC teams entering the week ranked No. 1 statistically in the NCAA include:

- » Georgia with 149 home runs
- » Auburn with a 3.74 strikeout-to-walk ratio and 2.82 walks allowed per nine innings.

• The SEC leads all conferences with a cumulative winning percentage of .794 (309-80) in non-conference games.

• A total of 89 players formerly from the SEC's 16 universities were named to Major League Baseball opening day rosters. That is 17 more than any other conference.

• The SEC implemented the ABS Challenge System for balls and strikes on an experimental basis for each game of the 2026 SEC Baseball Tournament, similar to the process implemented in Major League Baseball games this season. The system, the first of its kind in college baseball, permitted teams to challenge an umpire's strike or ball call via an automated ball tracking system that monitors the exact location of each pitch, relative to the specific batter's zone.

• Total attendance at baseball games on SEC campuses exceeded 3.25 million in the regular season.

• The SEC has won six consecutive national championships by five different programs. Vanderbilt won in 2019, Mississippi State in 2021, Ole Miss in 2022, LSU in 2023 and Tennessee is 2024 and LSU again in 2025.

• Of the current SEC membership, 12 different programs have made a College World Series appearance since 2021.



2026 NCAA TOURNAMENT BRACKET



2026 NCAA Division I Baseball Championship

Regionals
May 29 - June 1
Campus or Neutral Sites
Double Elimination
First-Round Pairings


Super Regionals
June 5-7 or June 6-8
*Campus or Neutral Sites
Best-of-Three Games

Men's College World Series (MCWS)
June 12-21/22
Omaha, Nebraska
Double Elimination
First-Round Pairings
Best-of-Three MCWS Finals

Men's College World Series (MCWS)
June 12-21/22
Omaha, Nebraska
Double Elimination
First-Round Pairings
Best-of-Three MCWS Finals

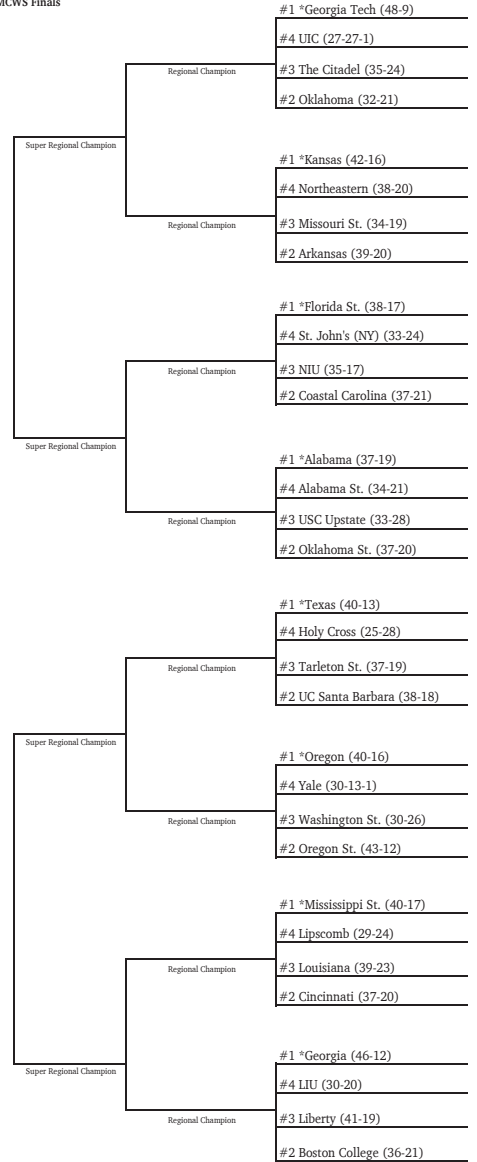
Super Regionals
June 5-7 or June 6-8
*Campus or Neutral Sites
Best-of-Three Games

Regionals
May 29 - June 1
*Campus or Neutral Sites
Double Elimination
First-Round Pairings



National Top 16 Seeds

1. UCLA (51-6)
2. Georgia Tech (48-9)
3. Georgia (46-12)
4. Auburn (38-19)
5. North Carolina (45-11-1)
6. Texas (40-13)
7. Alabama (37-19)
8. Florida (39-19)
9. Southern Miss. (44-15)
10. Florida St. (38-17)
11. Oregon (40-16)
12. Texas A&M (39-14)
13. Nebraska (42-15)
14. Mississippi St. (40-17)
15. Kansas (42-16)
16. West Virginia (39-14)



© 2026 National Collegiate Athletic Association. No commercial use without the NCAA's written permission.

* Host Institution



2026 STARKVILLE REGIONAL BRACKET



2026 NCAA Division I Baseball Championship Starkville Regional May 29 - June 1, 2026

1 Mississippi St. (40-17)

Game 1

Friday, May 29

1 p.m.

ESPN+

4 Lipscomb (29-24)

Game 4

Saturday, May 30

8 p.m.

TBD

3 Louisiana (39-23)

Game 2

Friday, May 29

6 p.m.

ESPN+

2 Cincinnati (37-20)

Game 6

Sunday, May 31

7 p.m.

TBD

Game 5

Sunday, May 31

2 p.m.

TBD

Game 7

(if necessary)

Monday, June 1

TBD

TBD

Regional Champion

Game 3

Saturday, May 30

3 p.m.

TBD

*Home team

All times are local and subject to change.

© 2026 National Collegiate Athletic Association. No commercial use without the NCAA's written permission.



2026 TV/MEDIA ROSTER



Jacob Parker
OF | 6-3 | 220
L/R | Fr.
Purvis, Miss.




Ace Reese
INF | 6-4 | 220
L/R | Jr.
Canton, Texas.



Tomas Valincius
LHP | 6-2 | 225
L/L | So.
Lockport, Ill.



Aidan Teel
OH | 6-0 | 200
L/R | R-Jr.
Mahwah, N.J.



James Nunnallee
OF | 6-1 | 190
L/R | So.
San Diego, Calif.



Reed Stallman
1B/OF | 6-3 | 220
L/R | Gr.
Robins, Iowa



Charlie Foster
LHP | 6-4 | 205
R/L | So.
Snellville, Ga.



Ryder Woodson
INF | 6-3 | 190
R/R | So.
Naples, Fla.



Drew Wyers
INF | 6-2 | 200
R/R | Sr.
Columbus, N.J.



Duke Stone
RHP | 6-5 | 235
R/R | So.
Uvalda, Ga.




Chone James
INF/UTL | 6-0 | 185
R/R | So.
Myrtle Beach, S.C.




William Kirk
LHP | 6-2 | 205
L/L | R-Fr.
Saddle River, N.J.




Vyatas Valincius
OF | 6-4 | 230
L/R | Gr.
Lockport, Ill.



Tanner Beliveau
RHP | 6-3 | 225
R/R | Fr.
Petal, Miss.



Braden Booth
RHP | 6-2 | 100
R/R | R-Fr.
Madison, Ala.



Parker Rhodes
RHP | 6-1 | 185
R/R | Fr.
Greenfield, Ind.



Noah Sullivan
UTL/RHP | 6-1 | 215
R/R | Gr.
Orlando, Fla.



Andrew Raymond
C | 6-1 | 205
L/R | So.
Middletown, Md.



Maddox Miller
LHP | 6-4 | 185
L/L | Fr.
Hattiesburg, Miss.



Kevin Milewski
C | 6-5 | 235
R/R | Jr.
Wallingford, Conn.



Nick Frontino
INF | 6-3 | 205
L/R | Fr.
Bonita Springs, Fla.



Jackson Owen
C | 5-10 | 200
R/R | Gr.
Starkville, Miss.




Jack Bauer
LHP | 6-4 | 195
L/L | Fr.
Frankfort, Ill.



Chris Billingsley Jr.
RHP | 6-4 | 205
R/R | Jr.
Brent, Ala.



Peter Mershon
UTL | 6-2 | 205
R/R | Fr.
Taylors, S.C.



Ryan McPherson
RHP | 6-2 | 205
R/R | So.
Hollywood, Fla.



Maddox Webb
RHP | 6-2 | 195
R/R | Jr.
Summerville, S.C.



Jackson Logar
RHP | 6-0 | 215
R/R | Jr.
Medford, N.J.



Charlie Wortham
UTL | 6-1 | 205
R/R | Fr.
St. Peters, Mo.



Peyton Fowler
RHP | 6-3 | 195
R/R | Jr.
Gluckstadt, Miss.



Blake Bevis
1B/OF | 6-4 | 230
R/R | Sr.
Brentwood, Tenn.



Gehrig Frei
INF/OF | 6-1 | 210
S/R | Gr.
Alpharetta, Ga.



Ben Davis
RHP | 6-4 | 230
R/R | Sr.
Booneville, Miss.



Tyler Pitzer
RHP | 6-3 | 205
L/R | Jr.
McDonald, Penn.



Brendan Sweeney
RHP | 6-7 | 210
R/R | Sr.
Edmond, Okla.



Bryce Chance
OF | 5-10 | 180
R/R | Gr.
Ridgeland, Miss.




Patrick Spencer Jr.
RHP | 6-3 | 215
R/R | R-So.
Greenville, Miss.



Jack Gleason
RHP | 6-4 | 235
R/R | R-Fr.
Germantown, Tenn.



Dane Burns
LHP | 6-5 | 215
R/L | So.
Regina, Saskatchewan, Canada



JT Schnoor
RHP | 6-4 | 225
R/R | R-Jr.
Pascagoula, Miss.



Gatlin Sanders
INF | 5-11 | 185
L/R | Sr.
Madison, Miss.

2 JACOB PARKER

OF | L/R | FR. | 6-3 | 220
PURVIS, MISS. / PURVIS HS
QUICK HITS

- Baseball America Freshman of the Year Finalist
- 2026 Freshman All-SEC
- 2026 Perfect Game Midseason Freshman All-American second team
- 2026 SEC Freshman of the Week (3/23)
- 2026 Perfect Game Top 100 Freshmen (No. 75)
- 2026 D1Baseball Top 100 Freshmen (No. 9)
- Drafted by the Arizona Diamondbacks in the 19th Round of the 2026 MLB Draft
- Twin brother JoJo - also an MSU signee - was drafted 8th overall by the Toronto Blue Jays.

SINGLE GAME CAREER HIGHS

| | | |
|----------------|---|--------------------------------|
| At Bats | 5 | 5x last at Texas A&M (5/14/26) |
| Hits | 3 | 3x last Nicholls (5/5/26) |
| Runs Scored | 3 | 2x last Vanderbilt (3/22/26) |
| Runs Batted In | 5 | 2x last at Texas A&M (5/14/26) |
| Doubles | 2 | LSU (4/26/26) |
| Triples | 1 | at Texas (5/3/26) |
| Home Runs | 1 | 10x last Nicholls (5/5/26) |
| Walks | 3 | Vanderbilt (3/21/26) |
| Stolen Bases | 1 | 7x last vs. Missouri (5/20/26) |

MISCELLANEOUS STATS

| | 2026 | CAREER |
|-------------|------|--------|
| 2 Hit Game | 9 | 9 |
| 3 Hit Game | 3 | 3 |
| 4+ Hit Game | | |
| 2 RBI Game | 6 | 6 |

GAME-BY-GAME HITTING STATS

| DATE | OPP | POS | AB | R | H | RBI | 2B | 3B | HR | BB | K | SB | CS | AVG |
|---------------|--------------------|-------|------------|-----------|-----------|-----------|----------|----------|-----------|-----------|-----------|----------|----------|-------------|
| 2/17 | TROY* | DH | 4 | 0 | 0 | 1 | 0 | 0 | 0 | 2 | 1 | 0 | 0 | .000 |
| 2/18 | ALCORN STATE | PH/RF | 2 | 2 | 1 | 0 | 1 | 0 | 1 | 0 | 0 | 0 | 0 | .167 |
| 2/21 | DELAWARE* | RF | 4 | 1 | 2 | 2 | 0 | 0 | 1 | 0 | 0 | 0 | 0 | .300 |
| 2/24 | AUSTIN PEAY | PH/CF | 1 | 1 | 0 | 0 | 0 | 0 | 0 | 0 | 0 | 0 | 0 | .273 |
| 2/28 | vs. Virginia Tech | PH/CF | 2 | 1 | 1 | 3 | 0 | 0 | 1 | 0 | 0 | 0 | 0 | .308 |
| 3/1 | vs. UCLA* | RF | 4 | 0 | 0 | 1 | 0 | 0 | 0 | 1 | 0 | 0 | 0 | .235 |
| 3/3 | at Southern Miss* | RF | 3 | 0 | 0 | 0 | 0 | 0 | 0 | 1 | 1 | 0 | 0 | .200 |
| 3/5 | LIPSCOMB | RF | 0 | 0 | 0 | 0 | 0 | 0 | 0 | 0 | 0 | 0 | 0 | .200 |
| 3/6 | LIPSCOMB* | RF | 4 | 1 | 1 | 2 | 0 | 0 | 1 | 0 | 1 | 0 | 0 | .208 |
| 3/7 | LIPSCOMB | PH/CF | 3 | 0 | 2 | 3 | 1 | 0 | 0 | 0 | 0 | 0 | 0 | .259 |
| 3/10 | vs. Tulane | RF | 0 | 0 | 0 | 0 | 0 | 0 | 0 | 0 | 0 | 0 | 0 | .259 |
| 3/13 | at Arkansas* | RF | 3 | 1 | 2 | 0 | 0 | 0 | 0 | 1 | 0 | 0 | 0 | .300 |
| 3/17 | JACKSON STATE* | RF/CF | 4 | 3 | 3 | 1 | 1 | 0 | 0 | 0 | 1 | 0 | 0 | .353 |
| 3/20 | VANDERBILT* | RF | 3 | 0 | 1 | 0 | 0 | 0 | 1 | 0 | 0 | 0 | 0 | .351 |
| 3/21 | VANDERBILT* | RF | 1 | 2 | 1 | 0 | 0 | 0 | 3 | 0 | 0 | 0 | 0 | .368 |
| 3/22 | VANDERBILT* | RF | 3 | 3 | 1 | 0 | 0 | 0 | 2 | 0 | 1 | 0 | 0 | .366 |
| 3/24 | SOUTHERN MISS* | RF | 3 | 1 | 1 | 3 | 0 | 0 | 1 | 0 | 1 | 0 | 0 | .364 |
| 3/27 | at Ole Miss | PH/RF | 2 | 0 | 0 | 1 | 0 | 0 | 0 | 0 | 0 | 0 | 0 | .348 |
| 3/28 | at Ole Miss* | RF | 3 | 1 | 1 | 2 | 0 | 0 | 1 | 1 | 0 | 0 | 0 | .347 |
| 3/29 | at Ole Miss* | RF | 3 | 1 | 1 | 1 | 0 | 0 | 1 | 1 | 1 | 0 | 0 | .346 |
| 3/31 | GRAMBLING* | RF/CF | 2 | 1 | 0 | 1 | 0 | 0 | 0 | 2 | 2 | 0 | 0 | .333 |
| 4/2 | GEORGIA* | RF | 4 | 1 | 2 | 1 | 1 | 0 | 1 | 2 | 0 | 0 | 0 | .345 |
| 4/3 | GEORGIA* | RF | 3 | 0 | 1 | 0 | 0 | 0 | 1 | 0 | 0 | 0 | 0 | .344 |
| 4/4 | GEORGIA* | RF | 4 | 0 | 1 | 0 | 1 | 0 | 0 | 0 | 2 | 0 | 0 | .338 |
| 4/7 | UAB* | RF | 3 | 1 | 1 | 2 | 0 | 0 | 1 | 1 | 1 | 0 | 0 | .338 |
| 4/10 | TENNESSEE* | RF | 3 | 0 | 0 | 1 | 0 | 0 | 0 | 2 | 0 | 0 | 0 | .324 |
| 4/11 | TENNESSEE* | RF | 3 | 1 | 1 | 0 | 1 | 0 | 0 | 1 | 1 | 0 | 0 | .324 |
| 4/14 | at Samford* | RF | 3 | 0 | 0 | 0 | 0 | 0 | 1 | 2 | 0 | 0 | 0 | .312 |
| 4/17 | at South Carolina* | RF | 5 | 0 | 3 | 0 | 0 | 0 | 0 | 1 | 0 | 0 | 0 | .329 |
| 4/18 | at South Carolina* | RF | 4 | 1 | 1 | 1 | 0 | 0 | 1 | 1 | 1 | 0 | 0 | .326 |
| 4/19 | at South Carolina | PH | 1 | 0 | 0 | 0 | 0 | 0 | 0 | 0 | 0 | 0 | 0 | .322 |
| 4/21 | MEMPHIS* | RF | 2 | 0 | 1 | 1 | 0 | 0 | 0 | 0 | 1 | 0 | 0 | .326 |
| 4/24 | LSU | RF | 0 | 0 | 0 | 0 | 0 | 0 | 0 | 1 | 0 | 0 | 0 | .326 |
| 4/25 | LSU* | RF | 5 | 1 | 1 | 4 | 0 | 0 | 1 | 0 | 1 | 0 | 0 | .319 |
| 4/26 | LSU* | RF | 4 | 0 | 2 | 1 | 2 | 0 | 0 | 1 | 0 | 0 | 0 | .347 |
| 4/28 | vs. Ole Miss* | RF | 4 | 1 | 1 | 0 | 0 | 0 | 1 | 1 | 0 | 0 | 0 | .345 |
| 5/1 | at Texas* | RF | 2 | 0 | 0 | 0 | 0 | 0 | 0 | 2 | 0 | 0 | 0 | .327 |
| 5/2 | at Texas* | RF | 4 | 1 | 1 | 2 | 0 | 0 | 1 | 0 | 1 | 0 | 0 | .324 |
| 5/3 | at Texas* | RF | 4 | 2 | 2 | 1 | 0 | 1 | 0 | 0 | 0 | 0 | 0 | .330 |
| 5/5 | NICHOLLS* | RF | 5 | 2 | 3 | 5 | 0 | 0 | 1 | 0 | 1 | 1 | 0 | .342 |
| 5/7 | AUBURN* | RF | 3 | 2 | 1 | 1 | 0 | 0 | 1 | 1 | 1 | 0 | 0 | .342 |
| 5/8 | AUBURN* | RF | 5 | 0 | 0 | 0 | 0 | 0 | 0 | 2 | 0 | 0 | 0 | .328 |
| 5/9 | AUBURN* | RF | 4 | 0 | 0 | 0 | 0 | 0 | 0 | 1 | 0 | 0 | 0 | .318 |
| 5/14 | at Texas A&M* | RF | 5 | 1 | 2 | 5 | 1 | 0 | 1 | 1 | 2 | 0 | 0 | .321 |
| 5/15 | at Texas A&M* | RF | 3 | 1 | 1 | 0 | 0 | 0 | 0 | 2 | 2 | 0 | 0 | .321 |
| 5/16 | at Texas A&M* | RF | 4 | 1 | 2 | 2 | 0 | 0 | 1 | 0 | 0 | 0 | 1 | .326 |
| 5/20 | vs. Missouri* | RF | 4 | 1 | 1 | 1 | 0 | 0 | 0 | 1 | 1 | 0 | 0 | .324 |
| 5/21 | vs. Georgia* | RF | 4 | 0 | 0 | 0 | 0 | 0 | 0 | 0 | 0 | 0 | 0 | .315 |
| TOTALS | | | 149 | 36 | 47 | 51 | 9 | 1 | 13 | 23 | 39 | 7 | 1 | .315 |

CAREER HITTING STATS

| YEAR | AVG | GP-GS | AB | R | H | 2B | 3B | HR | RBI | TB | SLG% | BB | HP | SO | GDP | OB% | SF | SH |
|--------------|-------------|--------------|------------|-----------|-----------|----------|----------|-----------|-----------|-----------|-------------|-----------|----------|-----------|----------|-------------|----------|----------|
| 2026 | .315 | 48-40 | 149 | 36 | 47 | 9 | 1 | 13 | 51 | 97 | .651 | 23 | 3 | 39 | 5 | .412 | 2 | 0 |
| TOTAL | .315 | 48-40 | 149 | 36 | 47 | 9 | 1 | 13 | 51 | 97 | .651 | 23 | 3 | 39 | 5 | .412 | 2 | 0 |



HITTER PROFILES

3 ACE REESE

INF | L/R | JR. | 6-4 | 220
CANTON, TEXAS / HOUSTON

QUICK HITS

- 2026 All-SEC First Team
- 2026 Baseball America National Team of the Week (Week 13)
- 2026 Ferriss Trophy Finalist
- 2026 Dick Howser Trophy Semifinalist
- 2026 Golden Spikes Award Midseason Watch List
- 2026 Preseason All-American First Team (Perfect Game & Baseball America)
- 2026 Preseason All-American Second Team (D1Baseball & NCBWA)
- 2026 Baseball America Preseason Player of the Year Watch List
- 2026 Preseason All-SEC First Team
- 2026 Perfect Game Top 100 Juniors (No. 10)
- 2026 Golden Spikes Preseason Watch List
- 2026 D1Baseball Top 50 Third Basemen (No. 2)
- 2026 MLB Pipeline Draft Prospect (No. 18)
- 2026 D1Baseball Top 150 MLB Draft Prospect (No. 12)
- 2025 USA Baseball Collegiate National Team
- 2025 SEC Newcomer of the Year
- 2025 All-SEC First Team
- 2025 Boo Ferriss Trophy Finalist
- 2025 Dick Howser Trophy Semifinalist
- 2025 NCBWA All-America First Team
- 2025 D1 Baseball All-America Second Team
- 2025 Baseball America All-America Second Team
- 2025 ABCA/Rawlings All-America Second Team
- 2025 Perfect Game All-America Third Team
- 2025 ABCA/Rawlings South All-Region First Team
- 2025 SEC Player of the Week (May 19)
- 2025 First Year Academic Honor Roll
- 2024 All-Big 12 Freshman Team

SINGLE GAME CAREER HIGHS

| | | |
|----------------|---|------------------------------------|
| At Bats | 6 | 2x last at Missouri (5/15/25) |
| Hits | 5 | Troy (2/17/26) |
| Runs Scored | 4 | 2x last at Missouri (5/16/25) |
| Runs Batted In | 6 | Nicholls(5/5/26) |
| Doubles | 2 | 6x last Auburn (5/8/26) |
| Triples | 1 | 5x last vs. Missouri St. (2/22/25) |
| Home Runs | 2 | 6x last Nicholls (5/5/26) |
| Walks | 3 | 2x last Vanderbilt (3/22/2026) |
| Stolen Bases | 1 | 8x last Austin Peay (2/24/26) |

*Career highs from Houston

MISCELLANEOUS STATS

| | 2026 | CAREER |
|-------------|------|--------|
| 2 Hit Game | 10 | 37 |
| 3 Hit Game | 5 | 13 |
| 4+ Hit Game | 3 | 4 |
| 2 RBI Game | 9 | 28 |
| 3 RBI Game | 5 | 13 |
| 4+ RBI Game | 4 | 7 |

GAME-BY-GAME HITTING STATS

| DATE | OPP | POS | AB | R | H | RBI | 2B | 3B | HR | BB | K | SB | CS | AVG |
|---------------|--------------------|-----|------------|-----------|-----------|-----------|-----------|----------|-----------|-----------|-----------|----------|----------|-------------|
| 2/13 | HOFSTRA* | 3B | 3 | 1 | 1 | 0 | 0 | 0 | 0 | 0 | 1 | 0 | 0 | .333 |
| 2/14(G1) | HOFSTRA* | 3B | 4 | 2 | 2 | 1 | 2 | 0 | 0 | 0 | 1 | 0 | 0 | .429 |
| 2/14(G2) | HOFSTRA* | 3B | 5 | 2 | 2 | 3 | 1 | 0 | 1 | 0 | 2 | 0 | 0 | .417 |
| 2/17 | TROY* | 3B | 5 | 3 | 5 | 3 | 2 | 0 | 1 | 0 | 0 | 1 | 0 | .588 |
| 2/18 | ALCORN STATE* | 3B | 1 | 1 | 0 | 0 | 0 | 0 | 0 | 1 | 0 | 0 | 0 | .556 |
| 2/20 | DELAWARE* | 3B | 5 | 1 | 3 | 2 | 1 | 0 | 0 | 1 | 0 | 0 | 0 | .565 |
| 2/21 | DELAWARE* | 3B | 4 | 1 | 1 | 1 | 0 | 0 | 1 | 1 | 0 | 0 | 0 | .519 |
| 2/22 | DELAWARE* | 3B | 3 | 0 | 1 | 1 | 0 | 0 | 0 | 2 | 1 | 0 | 0 | .500 |
| 2/24 | AUSTIN PEAY* | 3B | 5 | 2 | 3 | 4 | 1 | 0 | 1 | 0 | 0 | 1 | 0 | .514 |
| 2/27 | vs. Arizona State* | 3B | 5 | 0 | 0 | 0 | 0 | 0 | 0 | 0 | 2 | 0 | 0 | .450 |
| 2/28 | vs. Virginia Tech* | 3B | 5 | 2 | 2 | 3 | 0 | 0 | 1 | 0 | 0 | 0 | 0 | .444 |
| 3/1 | VS. UCLA* | 3B | 4 | 1 | 0 | 0 | 0 | 0 | 0 | 1 | 1 | 0 | 0 | .408 |
| 3/3 | at Southern Miss* | 3B | 4 | 2 | 1 | 0 | 0 | 0 | 0 | 1 | 1 | 0 | 0 | .396 |
| 3/5 | LIPSCOMB* | 3B | 4 | 1 | 3 | 0 | 1 | 0 | 0 | 1 | 0 | 0 | 0 | .421 |
| 3/6 | LIPSCOMB* | 3B | 4 | 2 | 0 | 0 | 0 | 0 | 0 | 1 | 2 | 0 | 0 | .393 |
| 3/7 | LIPSCOMB* | 3B | 3 | 2 | 2 | 3 | 1 | 0 | 0 | 0 | 1 | 0 | 0 | .406 |
| 3/10 | vs. Tulane* | 3B | 4 | 1 | 1 | 4 | 0 | 0 | 1 | 1 | 2 | 0 | 0 | .397 |
| 3/13 | at Arkansas* | 3B | 4 | 0 | 1 | 1 | 0 | 0 | 0 | 1 | 0 | 0 | 0 | .389 |
| 3/14(G1) | at Arkansas* | 3B | 5 | 1 | 2 | 5 | 1 | 0 | 1 | 0 | 0 | 0 | 0 | .390 |
| 3/14(G2) | at Arkansas* | 3B | 4 | 0 | 0 | 0 | 0 | 0 | 0 | 0 | 3 | 0 | 0 | .370 |
| 3/17 | JACKSON STATE* | 3B | 0 | 0 | 0 | 0 | 0 | 0 | 0 | 2 | 0 | 0 | 0 | .370 |
| 3/20 | VANDERBILT* | 3B | 4 | 0 | 0 | 0 | 0 | 0 | 0 | 0 | 2 | 0 | 0 | .353 |
| 3/21 | VANDERBILT* | 3B | 5 | 0 | 1 | 2 | 1 | 0 | 0 | 0 | 2 | 0 | 0 | .344 |
| 3/22 | VANDERBILT* | 3B | 2 | 3 | 1 | 1 | 0 | 0 | 1 | 3 | 1 | 0 | 0 | .348 |
| 3/24 | SOUTHERN MISS* | 3B | 4 | 1 | 1 | 0 | 0 | 0 | 0 | 0 | 0 | 0 | 0 | .344 |
| 3/27 | at Ole Miss* | 3B | 4 | 1 | 1 | 1 | 0 | 0 | 0 | 1 | 1 | 0 | 0 | .340 |
| 3/28 | at Ole Miss* | 3B | 5 | 0 | 1 | 0 | 0 | 0 | 0 | 0 | 3 | 0 | 0 | .333 |
| 3/29 | at Ole Miss* | 3B | 4 | 1 | 1 | 2 | 0 | 0 | 1 | 0 | 1 | 0 | 0 | .330 |
| 3/31 | GRAMBLING* | 3B | 1 | 2 | 0 | 1 | 0 | 0 | 0 | 2 | 0 | 0 | 0 | .327 |
| 4/2 | GEORGIA* | 3B | 4 | 2 | 1 | 0 | 0 | 0 | 0 | 1 | 0 | 0 | 0 | .325 |
| 4/3 | GEORGIA* | 3B | 3 | 0 | 0 | 0 | 0 | 0 | 0 | 2 | 0 | 0 | 0 | .316 |
| 4/4 | GEORGIA* | 3B | 5 | 1 | 1 | 2 | 0 | 0 | 1 | 0 | 2 | 0 | 0 | .311 |
| 4/7 | GEORGIA* | 3B | 4 | 1 | 2 | 2 | 0 | 0 | 1 | 0 | 1 | 0 | 0 | .317 |
| 4/10 | TENNESSEE* | 3B | 4 | 1 | 2 | 0 | 1 | 0 | 0 | 0 | 0 | 0 | 0 | .323 |
| 4/11 | TENNESSEE* | 3B | 4 | 0 | 0 | 0 | 0 | 0 | 0 | 0 | 0 | 0 | 0 | .313 |
| 4/12 | TENNESSEE* | 3B | 4 | 0 | 1 | 0 | 1 | 0 | 0 | 0 | 1 | 0 | 0 | .312 |
| 4/14 | at Samford* | 3B | 3 | 3 | 3 | 2 | 2 | 0 | 0 | 2 | 0 | 0 | 0 | .326 |
| 4/17 | at South Carolina* | 3B | 5 | 1 | 1 | 1 | 0 | 0 | 1 | 0 | 0 | 0 | 0 | .322 |
| 4/18 | at South Carolina* | 3B | 4 | 2 | 1 | 2 | 0 | 0 | 1 | 1 | 1 | 0 | 0 | .320 |
| 4/19 | at South Carolina* | 3B | 4 | 0 | 1 | 0 | 1 | 0 | 0 | 1 | 2 | 0 | 0 | .318 |
| 4/21 | MEMPHIS* | 3B | 3 | 0 | 0 | 0 | 0 | 0 | 0 | 1 | 1 | 0 | 0 | .312 |
| 4/24 | LSU* | 3B | 4 | 2 | 1 | 1 | 0 | 0 | 1 | 2 | 0 | 0 | 0 | .311 |
| 4/25 | LSU* | 3B | 4 | 2 | 2 | 1 | 0 | 0 | 1 | 1 | 2 | 0 | 0 | .315 |
| 4/26 | LSU* | 3B | 5 | 3 | 2 | 4 | 1 | 0 | 1 | 1 | 1 | 0 | 0 | .318 |
| 4/28 | LSU* | 3B | 3 | 1 | 1 | 1 | 0 | 0 | 0 | 1 | 0 | 0 | 0 | .318 |
| 5/1 | at Texas* | 3B | 3 | 0 | 0 | 0 | 0 | 0 | 0 | 1 | 2 | 0 | 0 | .313 |
| 5/2 | at Texas* | 3B | 4 | 1 | 1 | 0 | 1 | 0 | 0 | 1 | 3 | 0 | 0 | .311 |
| 5/3 | at Texas* | 3B | 4 | 1 | 0 | 0 | 0 | 0 | 0 | 1 | 2 | 0 | 0 | .304 |
| 5/5 | NICHOLLS* | 3B | 5 | 3 | 4 | 6 | 0 | 0 | 2 | 0 | 0 | 0 | 0 | .317 |
| 5/7 | AUBURN* | 3B | 5 | 0 | 1 | 0 | 0 | 0 | 0 | 0 | 3 | 0 | 0 | .314 |
| 5/8 | AUBURN* | 3B | 5 | 2 | 4 | 1 | 2 | 0 | 0 | 0 | 1 | 0 | 0 | .327 |
| 5/9 | AUBURN* | 3B | 4 | 1 | 3 | 2 | 0 | 0 | 1 | 0 | 0 | 0 | 0 | .335 |
| 5/14 | at Texas A&M* | 3B | 5 | 2 | 2 | 2 | 0 | 0 | 1 | 1 | 1 | 0 | 0 | .337 |
| 5/15 | at Texas A&M* | 3B | 4 | 0 | 1 | 0 | 0 | 0 | 0 | 1 | 2 | 0 | 0 | .335 |
| 5/16 | at Texas A&M* | 3B | 5 | 1 | 1 | 2 | 0 | 0 | 1 | 0 | 0 | 0 | 0 | .332 |
| 5/20 | vs. Missouri* | 3B | 2 | 1 | 0 | 1 | 0 | 0 | 0 | 2 | 1 | 0 | 0 | .329 |
| 5/21 | vs. Georgia* | 3B | 4 | 0 | 1 | 1 | 0 | 0 | 0 | 0 | 2 | 0 | 0 | .327 |
| TOTALS | | | 223 | 65 | 73 | 69 | 21 | 0 | 20 | 38 | 57 | 2 | 0 | .327 |

CAREER HITTING STATS

| YEAR | AVG | GP-GS | AB | R | H | 2B | 3B | HR | RBI | TB | SLG% | BB | HP | SO | GDP | OB% | SF | SH |
|--------------|-------------|----------------|------------|------------|------------|-----------|----------|-----------|------------|------------|-------------|-----------|----------|------------|-----------|-------------|----------|----------|
| 2024* | .278 | 48-42 | 162 | 33 | 45 | 8 | 4 | 7 | 34 | 82 | .506 | 29 | 3 | 37 | 4 | .395 | 1 | 0 |
| 2025 | .352 | 57-57 | 227 | 58 | 80 | 18 | 1 | 21 | 66 | 163 | .718 | 26 | 5 | 52 | 4 | .422 | 5 | 0 |
| 2026 | .327 | 57-57 | 223 | 65 | 73 | 21 | 0 | 20 | 69 | 154 | .691 | 38 | 1 | 57 | 2 | .424 | 2 | 0 |
| TOTAL | .324 | 162-156 | 612 | 156 | 198 | 47 | 5 | 48 | 169 | 399 | .652 | 93 | 9 | 146 | 10 | .416 | 8 | 0 |

*Statistics from Houston

5 AIDEN TEEL

OF | L/R | R-JR. | 6-0 | 200
MAHWAH, N.J. / VIRGINIA

QUICK HITS

- Preseason All-American Fourth Team (NCBWA)
- Perfect Game Top 100 Juniors (No. 82)
- D1Baseball Top 150 Outfielders (No. 28)
- D1Baseball Top 100 MLB Draft Prospect (No. 85)
- Pitched in 20 games as a reliever at Virginia as a redshirt freshman with six saves.
- Older brother, Kyle, who played for Brian O'Connor at Virginia from 2021-23 and was drafted in the first round (14th overall) by the Chicago White Sox and is currently catching in the big leagues.
- Father, Garrett, played at William Paterson University and was selected by the Dodgers in the 12th round of the 1989 MLB Draft and spent five seasons playing with organization and two more as a catching coach.

SINGLE GAME CAREER HIGHS

| | | |
|----------------|----|---------------------------------------|
| At Bats | 6 | 3x last Georgia (4/2/26) |
| Hits | 4 | Southern Miss (3/24/26) |
| Runs Scored | 4 | Southern Miss (3/24/26) |
| Runs Batted In | 4 | 5x last LSU (4/26/26) |
| Doubles | 2 | 2x last at Virginia Tech (5/17/25)* |
| Triples | -- | -- |
| Home Runs | 1 | 17x last LSU (4/26/26) |
| Walks | 3 | 2x last vs. Boston College (5/21/25)* |
| Stolen Bases | 2 | vs. Virginia Tech (2/28/26) |

*Career highs from Virginia

MISCELLANEOUS STATS

| | 2026 | CAREER |
|-------------|------|--------|
| 2 Hit Game | 8 | 22 |
| 3 Hit Game | 2 | 6 |
| 4+ Hit Game | 1 | 1 |
| 2 RBI Game | 2 | 7 |
| 3 RBI Game | 1 | 4 |
| 4+ RBI Game | 3 | 7 |

GAME-BY-GAME HITTING STATS

| DATE | OPP | POS | AB | R | H | RBI | 2B | 3B | HR | BB | K | SB | CS | AVG |
|---------------|--------------------|-----|------------|-----------|-----------|-----------|----------|----------|----------|-----------|-----------|----------|----------|-------------|
| 2/13 | HOFSTRA* | CF | 2 | 2 | 0 | 0 | 0 | 0 | 0 | 2 | 1 | 0 | 0 | .000 |
| 2/14(G1) | HOFSTRA* | CF | 3 | 0 | 0 | 1 | 0 | 0 | 0 | 1 | 0 | 0 | 0 | .000 |
| 2/14(G2) | HOFSTRA* | CF | 4 | 1 | 2 | 1 | 0 | 0 | 0 | 0 | 2 | 0 | 0 | .222 |
| 2/17 | TROY* | CF | 4 | 2 | 1 | 1 | 1 | 0 | 0 | 0 | 2 | 0 | 0 | .231 |
| 2/18 | ALCORN STATE* | CF | 1 | 1 | 0 | 0 | 0 | 0 | 0 | 0 | 0 | 0 | 0 | .214 |
| 2/20 | DELAWARE* | CF | 3 | 2 | 1 | 1 | 0 | 0 | 0 | 1 | 0 | 1 | 0 | .235 |
| 2/21 | DELAWARE* | CF | 2 | 1 | 0 | 0 | 0 | 0 | 0 | 1 | 0 | 0 | 0 | .211 |
| 2/22 | DELAWARE | LF | 1 | 0 | 0 | 0 | 0 | 0 | 0 | 1 | 0 | 0 | 0 | .200 |
| 2/24 | AUSTIN PEAY* | CF | 2 | 1 | 1 | 4 | 0 | 0 | 1 | 0 | 0 | 0 | 0 | .227 |
| 2/27 | vs. Arizona State* | CF | 3 | 1 | 1 | 1 | 0 | 0 | 1 | 1 | 0 | 0 | 0 | .240 |
| 2/28 | vs. Virginia Tech* | CF | 5 | 2 | 3 | 3 | 0 | 0 | 0 | 0 | 1 | 2 | 1 | .300 |
| 3/1 | vs. UCLA* | CF | 5 | 0 | 1 | 0 | 0 | 0 | 0 | 0 | 4 | 0 | 1 | .286 |
| 3/13 | at Arkansas* | CF | 4 | 0 | 3 | 0 | 0 | 0 | 0 | 1 | 0 | 0 | 1 | .333 |
| 3/14(G1) | at Arkansas* | CF | 3 | 2 | 1 | 0 | 0 | 0 | 0 | 2 | 2 | 0 | 0 | .333 |
| 3/14(G2) | at Arkansas* | CF | 4 | 0 | 1 | 1 | 0 | 0 | 0 | 1 | 0 | 0 | 0 | .326 |
| 3/17 | JACKSON STATE* | CF | 2 | 3 | 2 | 1 | 1 | 0 | 0 | 2 | 0 | 1 | 0 | .354 |
| 3/20 | VANDERBILT* | CF | 4 | 0 | 1 | 0 | 0 | 0 | 0 | 0 | 2 | 0 | 0 | .346 |
| 3/21 | VANDERBILT* | CF | 4 | 1 | 1 | 1 | 0 | 0 | 0 | 1 | 0 | 0 | 0 | .339 |
| 3/22 | VANDERBILT* | CF | 4 | 1 | 0 | 0 | 0 | 0 | 0 | 0 | 1 | 1 | 0 | .317 |
| 3/24 | SOUTHERN MISS* | CF | 4 | 4 | 4 | 2 | 0 | 0 | 1 | 0 | 0 | 0 | 0 | .359 |
| 3/27 | at Ole Miss* | CF | 4 | 1 | 0 | 0 | 0 | 0 | 0 | 1 | 3 | 0 | 0 | .338 |
| 3/28 | at Ole Miss* | CF | 5 | 0 | 0 | 0 | 0 | 0 | 0 | 0 | 0 | 0 | 0 | .315 |
| 3/29 | at Ole Miss* | CF | 5 | 2 | 2 | 0 | 1 | 0 | 0 | 0 | 2 | 0 | 0 | .321 |
| 3/31 | GRAMBLING* | CF | 1 | 1 | 0 | 0 | 0 | 0 | 0 | 1 | 1 | 1 | 0 | .316 |
| 4/2 | GEORGIA* | CF | 6 | 1 | 2 | 1 | 0 | 0 | 1 | 0 | 1 | 0 | 0 | .318 |
| 4/3 | GEORGIA* | CF | 0 | 1 | 0 | 0 | 0 | 0 | 0 | 2 | 0 | 0 | 0 | .318 |
| 4/10 | TENNESSEE* | CF | 5 | 1 | 2 | 0 | 0 | 0 | 0 | 0 | 2 | 0 | 0 | .322 |
| 4/11 | TENNESSEE* | CF | 4 | 0 | 0 | 0 | 0 | 0 | 0 | 0 | 2 | 0 | 0 | .309 |
| 4/12 | TENNESSEE* | CF | 4 | 1 | 1 | 0 | 0 | 0 | 0 | 0 | 2 | 0 | 0 | .306 |
| 4/14 | at Samford* | CF | 4 | 2 | 2 | 2 | 0 | 0 | 0 | 0 | 0 | 0 | 0 | .314 |
| 4/17 | at South Carolina* | CF | 5 | 0 | 2 | 0 | 1 | 0 | 0 | 0 | 0 | 0 | 0 | .318 |
| 4/18 | at South Carolina* | CF | 5 | 0 | 1 | 0 | 0 | 0 | 0 | 0 | 2 | 0 | 1 | .313 |
| 4/19 | at South Carolina* | CF | 5 | 0 | 1 | 0 | 0 | 0 | 0 | 0 | 1 | 0 | 0 | .308 |
| 4/21 | MEMPHIS | CF | 0 | 0 | 0 | 0 | 0 | 0 | 0 | 0 | 0 | 0 | 0 | .308 |
| 4/24 | LSU* | CF | 4 | 2 | 1 | 1 | 0 | 0 | 1 | 2 | 0 | 0 | 0 | .311 |
| 4/25 | LSU* | CF | 5 | 3 | 2 | 4 | 1 | 0 | 1 | 1 | 2 | 0 | 0 | .315 |
| 4/26 | LSU* | CF | 5 | 3 | 2 | 4 | 1 | 0 | 1 | 1 | 1 | 0 | 0 | .318 |
| 4/28 | vs. Ole Miss* | CF | 3 | 1 | 1 | 1 | 0 | 0 | 0 | 1 | 0 | 0 | 0 | .318 |
| 5/1 | at Texas* | CF | 4 | 0 | 1 | 0 | 0 | 0 | 0 | 0 | 3 | 0 | 1 | .303 |
| 5/2 | at Texas* | CF | 3 | 1 | 0 | 0 | 0 | 0 | 0 | 0 | 2 | 0 | 0 | .296 |
| 5/14 | at Texas A&M | CF | 0 | 0 | 0 | 0 | 0 | 0 | 0 | 0 | 0 | 0 | 0 | .296 |
| 5/15 | at Texas A&M | PH | 1 | 0 | 0 | 0 | 0 | 0 | 0 | 0 | 1 | 0 | 0 | .294 |
| TOTALS | | | 136 | 38 | 40 | 22 | 6 | 0 | 5 | 20 | 38 | 6 | 5 | .296 |

CAREER HITTING STATS

| YEAR | AVG | GP-GS | AB | R | H | 2B | 3B | HR | RBI | TB | SLG% | BB | HP | SO | GDP | OB% | SF | SH |
|--------------|-------------|---------------|------------|-----------|------------|-----------|----------|-----------|-----------|------------|-------------|-----------|-----------|-----------|----------|-------------|----------|----------|
| 2024* | .400 | 30-0 | 10 | 4 | 4 | 0 | 0 | 3 | 6 | 13 | 1.300 | 1 | 0 | 2 | 0 | .455 | 0 | 0 |
| 2025* | .317 | 50-50 | 186 | 51 | 59 | 20 | 0 | 7 | 41 | 100 | .538 | 31 | 12 | 30 | 0 | .442 | 2 | 2 |
| 2026 | .294 | 42-38 | 136 | 38 | 40 | 6 | 0 | 5 | 22 | 61 | .449 | 20 | 9 | 38 | 1 | .416 | 1 | 2 |
| TOTAL | .310 | 122-88 | 332 | 93 | 103 | 26 | 0 | 15 | 69 | 174 | .524 | 52 | 20 | 70 | 1 | .431 | 3 | 4 |

*Statistics from Virginia



HITTER PROFILES

6 JAMES NUNNALLEE

OF | L/R | So. | 6-1 | 190
SAN DIEGO, CALIF. / VIRGINIA

QUICK HITS

- Perfect Game Top 100 Sophomores (No. 33)
- D1Baseball Top 150 Outfielders (No. 95)
- Brian O'Connor named Nunnallee and Reed Stallman the most consistent hitters during the pre-season.
- 2025 Third Team All-ACC
- 2025 ACC All-Academic Team

SINGLE GAME CAREER HIGHS

| | | |
|----------------|----|---------------------------------|
| At Bats | 5 | 7x last Hofstra (G2) (2/14/26) |
| Hits | 5 | vs. Dartmouth (3/2/25)* |
| Runs Scored | 3 | last at Georgia Tech (4/25/25)* |
| Runs Batted In | 4 | vs. Dartmouth (3/2/25)* |
| Doubles | 2 | at Georgia Tech (4/25/25)* |
| Triples | -- | -- |
| Home Runs | 1 | 2x last Austin Peay (2/24/26) |
| Walks | 4 | vs. Old Dominion (4/1/25)* |
| Stolen Bases | 1 | 11x last Delaware (2/22/26) |

*Career highs from Virginia

MISCELLANEOUS STATS

| | 2026 | CAREER |
|-------------|------|--------|
| 2 Hit Game | 1 | 6 |
| 3 Hit Game | | 1 |
| 4+ Hit Game | | 2 |
| 2 RBI Game | | 4 |
| 3 RBI Game | 1 | 2 |
| 4+ RBI Game | | 1 |

GAME-BY-GAME HITTING STATS

| DATE | OPP | POS | AB | R | H | RBI | 2B | 3B | HR | BB | K | SB | CS | AVG |
|---------------|--------------------|-------|-----------|-----------|-----------|----------|----------|----------|----------|----------|----------|----------|----------|-------------|
| 2/13 | HOFSTRA* | RF | 3 | 0 | 0 | 0 | 0 | 0 | 0 | 0 | 1 | 0 | 1 | .000 |
| 2/14(G1) | HOFSTRA* | RF | 4 | 1 | 1 | 0 | 1 | 0 | 0 | 1 | 1 | 1 | 0 | .143 |
| 2/14(G2) | HOFSTRA* | RF | 5 | 1 | 1 | 0 | 1 | 0 | 0 | 1 | 0 | 0 | 0 | .167 |
| 2/17 | TROY* | RF | 4 | 2 | 1 | 0 | 0 | 0 | 0 | 0 | 1 | 0 | 0 | .188 |
| 2/20 | DELAWARE* | RF | 3 | 0 | 1 | 0 | 0 | 0 | 0 | 2 | 0 | 0 | 0 | .211 |
| 2/22 | DELAWARE* | RF | 2 | 2 | 1 | 0 | 1 | 0 | 0 | 2 | 0 | 1 | 0 | .238 |
| 2/24 | AUSTIN PEAY | PH/RF | 1 | 1 | 1 | 3 | 0 | 0 | 1 | 0 | 0 | 0 | 0 | .273 |
| 2/27 | vs. Arizona State | RF | 1 | 1 | 0 | 0 | 0 | 0 | 0 | 1 | 1 | 0 | 0 | .261 |
| 2/28 | vs. Virginia Tech* | RF | 4 | 1 | 0 | 1 | 0 | 0 | 0 | 1 | 1 | 0 | 0 | .222 |
| 3/1 | vs. UCLA | PH | 1 | 0 | 0 | 0 | 0 | 0 | 0 | 0 | 0 | 0 | 1 | .214 |
| 3/3 | at Southern Miss* | LF | 4 | 1 | 1 | 0 | 0 | 0 | 0 | 0 | 0 | 0 | 0 | .219 |
| 3/5 | LIPSCOMB* | RF/LF | 4 | 0 | 0 | 0 | 0 | 0 | 0 | 0 | 1 | 0 | 0 | .194 |
| 3/6 | LIPSCOMB* | LF | 4 | 0 | 1 | 0 | 0 | 0 | 0 | 0 | 0 | 0 | 0 | .200 |
| 3/7 | LIPSCOMB | PH/RF | 1 | 1 | 1 | 0 | 1 | 0 | 0 | 0 | 0 | 0 | 0 | .220 |
| 3/10 | vs. Tulane | LF | 0 | 0 | 0 | 0 | 0 | 0 | 0 | 0 | 0 | 0 | 0 | .220 |
| 3/14(G1) | at Arkansas | RF | 1 | 0 | 1 | 0 | 0 | 0 | 0 | 0 | 0 | 0 | 0 | .238 |
| 3/14(G2) | at Arkansas | RF | 1 | 0 | 0 | 0 | 0 | 0 | 0 | 0 | 0 | 0 | 0 | .233 |
| 3/17 | JACKSON STATE | LF/RF | 1 | 0 | 0 | 0 | 0 | 0 | 0 | 0 | 0 | 0 | 0 | .227 |
| 3/24 | SOUTHERN MISS | PH/CF | 1 | 0 | 0 | 0 | 0 | 0 | 0 | 0 | 0 | 0 | 0 | .222 |
| 3/31 | GRAMBLING | PH/LF | 2 | 0 | 2 | 1 | 0 | 0 | 0 | 0 | 0 | 0 | 0 | .255 |
| 4/3 | GEORGIA | PH/LF | 2 | 0 | 0 | 0 | 0 | 0 | 0 | 0 | 0 | 0 | 0 | .245 |
| 4/4 | GEORGIA | LF | 1 | 0 | 1 | 0 | 0 | 0 | 0 | 0 | 0 | 0 | 0 | .260 |
| 4/7 | UAB | LF | 0 | 0 | 0 | 0 | 0 | 0 | 0 | 0 | 0 | 0 | 0 | .260 |
| 4/14 | at Samford | PH/LF | 1 | 0 | 0 | 0 | 0 | 0 | 0 | 0 | 0 | 0 | 0 | .255 |
| 4/19 | at South Carolina | RF | 0 | 0 | 0 | 0 | 0 | 0 | 0 | 0 | 0 | 0 | 0 | .255 |
| 4/24 | LSU | LF | 1 | 0 | 0 | 0 | 0 | 0 | 0 | 0 | 0 | 0 | 0 | .250 |
| 5/5 | NICHOLLS | PH/CF | 2 | 0 | 0 | 0 | 0 | 0 | 0 | 0 | 1 | 0 | 0 | .241 |
| 5/7 | AUBURN | LF | 0 | 0 | 0 | 0 | 0 | 0 | 0 | 0 | 0 | 0 | 0 | .241 |
| 5/14 | at Texas A&M | LF | 0 | 0 | 0 | 0 | 0 | 0 | 0 | 0 | 0 | 0 | 0 | .241 |
| TOTALS | | | 54 | 11 | 13 | 5 | 4 | 0 | 1 | 7 | 9 | 2 | 1 | .241 |

CAREER HITTING STATS

| YEAR | AVG | GP-GS | AB | R | H | 2B | 3B | HR | RBI | TB | SLG% | BB | HP | SO | GDP | OB% | SF | SH |
|--------------|-------------|--------------|------------|-----------|-----------|-----------|----------|----------|-----------|-----------|-------------|-----------|-----------|-----------|----------|-------------|----------|----------|
| 2025* | .296 | 48-40 | 142 | 38 | 42 | 12 | 0 | 1 | 26 | 57 | .401 | 18 | 10 | 13 | 2 | .407 | 2 | 2 |
| 2026 | .241 | 28-10 | 54 | 11 | 13 | 4 | 0 | 1 | 5 | 20 | .370 | 7 | 3 | 9 | 1 | .359 | 0 | 0 |
| TOTAL | .281 | 75-50 | 196 | 49 | 55 | 16 | 0 | 2 | 31 | 77 | .393 | 25 | 13 | 22 | 3 | .394 | 2 | 2 |

*Statistics from Virginia

7

REED STALLMAN

INF | L/R | GR. | 6-3 | 220
ROBBINS, IOWA / CAMPBELL
QUICK HITS

- Made 32 starts last season (17-LF, 14-RF, 1-1B)
- Two multi-homer games in '25
- Brian O'Connor named Stallman and James Nunnallee the most consistent hitters during the preseason.
- 2025 First Year SEC Academic Honor Roll

SINGLE GAME CAREER HIGHS

| | | |
|----------------|----|----------------------------------|
| At Bats | 5 | 16x last at Texas A&M (5/15/26) |
| Hits | 4 | Nicholls (5/5/26) |
| Runs Scored | 4 | 2x last Nicholls (5/5/26) |
| Runs Batted In | 5 | vs Nicholls (5/5/26) |
| Doubles | 2 | 2x last Vanderbilt (3/22/25) |
| Triples | -- | -- |
| Home Runs | 2 | 6x last Nicholls (5/5/26) |
| Walks | 3 | 3x last at Hofstra (4/21/2024)* |
| Stolen Bases | 1 | 11x last Southern Miss (3/24/26) |

**Career highs from Campbell*
MISCELLANEOUS STATS

| | 2026 | CAREER |
|-------------|------|--------|
| 2 Hit Game | 6 | 18 |
| 3 Hit Game | 2 | 5 |
| 4+ Hit Game | 2 | 2 |
| 2 RBI Game | 8 | 19 |
| 3 RBI Game | 3 | 12 |
| 4+ RBI Game | 3 | 6 |

GAME-BY-GAME HITTING STATS

| DATE | OPP | POS | AB | R | H | RBI | 2B | 3B | HR | BB | K | SB | CS | AVG |
|---------------|--------------------|-------|------------|-----------|-----------|-----------|----------|----------|-----------|-----------|-----------|----------|----------|-------------|
| 2/13 | HOFSTRA* | DH | 3 | 1 | 2 | 3 | 1 | 0 | 0 | 1 | 0 | 0 | 0 | .667 |
| 2/14(G1) | HOFSTRA* | 1B | 3 | 1 | 1 | 1 | 1 | 0 | 0 | 0 | 1 | 0 | 0 | .500 |
| 2/14(G2) | HOFSTRA* | 1B | 2 | 0 | 0 | 0 | 0 | 0 | 0 | 1 | 0 | 0 | 0 | .375 |
| 2/20 | DELAWARE* | 1B | 4 | 1 | 1 | 0 | 0 | 0 | 1 | 3 | 0 | 0 | 0 | .333 |
| 2/21 | DELAWARE* | 1B | 4 | 1 | 1 | 0 | 0 | 1 | 0 | 2 | 0 | 0 | 0 | .313 |
| 2/22 | DELAWARE | PH/1B | 2 | 0 | 0 | 0 | 0 | 0 | 0 | 0 | 0 | 0 | 0 | .278 |
| 2/24 | AUSTIN PEAY | PH/1B | 1 | 0 | 1 | 2 | 1 | 0 | 0 | 1 | 0 | 0 | 0 | .316 |
| 2/27 | vs. Arizona State | PH/1B | 1 | 0 | 1 | 2 | 1 | 0 | 0 | 1 | 0 | 0 | 0 | .350 |
| 2/28 | vs. Virginia Tech* | 1B | 4 | 1 | 1 | 1 | 1 | 0 | 0 | 2 | 0 | 0 | 0 | .333 |
| 3/1 | vs. UCLA* | 1B | 3 | 2 | 3 | 4 | 0 | 0 | 2 | 1 | 0 | 0 | 0 | .407 |
| 3/3 | at Southern Miss* | 1B | 4 | 0 | 3 | 3 | 0 | 0 | 0 | 1 | 1 | 0 | 0 | .452 |
| 3/5 | LIPSCOMB | 1B | 0 | 0 | 0 | 0 | 0 | 0 | 0 | 0 | 0 | 0 | 0 | .452 |
| 3/6 | LIPSCOMB | 1B | 0 | 0 | 0 | 0 | 0 | 0 | 0 | 0 | 0 | 0 | 0 | .452 |
| 3/10 | vs. Tulane* | LF/1B | 4 | 1 | 2 | 2 | 0 | 0 | 0 | 1 | 1 | 1 | 0 | .457 |
| 3/13 | at Arkansas* | 1B | 3 | 0 | 0 | 1 | 0 | 0 | 0 | 1 | 1 | 0 | 0 | .421 |
| 3/14(G1) | at Arkansas* | 1B | 4 | 1 | 1 | 0 | 0 | 0 | 0 | 1 | 1 | 0 | 0 | .405 |
| 3/14(G2) | at Arkansas* | 1B | 4 | 0 | 0 | 0 | 0 | 0 | 0 | 2 | 0 | 0 | 0 | .370 |
| 3/17 | JACKSON STATE* | 1B | 2 | 0 | 1 | 3 | 0 | 0 | 0 | 0 | 0 | 0 | 0 | .375 |
| 3/20 | VANDERBILT* | 1B | 4 | 0 | 1 | 0 | 0 | 0 | 0 | 0 | 0 | 0 | 0 | .365 |
| 3/21 | VANDERBILT* | 1B | 4 | 0 | 0 | 1 | 0 | 0 | 0 | 1 | 0 | 0 | 0 | .339 |
| 3/22 | VANDERBILT* | 1B | 5 | 2 | 4 | 4 | 2 | 0 | 1 | 0 | 0 | 0 | 0 | .377 |
| 3/24 | SOUTHERN MISS* | 1B | 3 | 1 | 1 | 2 | 0 | 0 | 0 | 1 | 1 | 0 | 0 | .375 |
| 3/27 | at Ole Miss* | 1B | 3 | 0 | 0 | 0 | 0 | 0 | 0 | 1 | 1 | 0 | 0 | .358 |
| 3/28 | at Ole Miss* | 1B | 3 | 1 | 1 | 0 | 0 | 0 | 0 | 1 | 1 | 0 | 0 | .357 |
| 3/29 | at Ole Miss* | 1B | 4 | 0 | 1 | 1 | 0 | 0 | 0 | 3 | 0 | 1 | 0 | .351 |
| 3/31 | GRAMBLING* | 1B | 3 | 0 | 0 | 0 | 0 | 0 | 0 | 2 | 0 | 0 | 0 | .338 |
| 4/2 | GEORGIA* | 1B | 4 | 2 | 1 | 0 | 1 | 0 | 0 | 1 | 1 | 0 | 0 | .333 |
| 4/3 | GEORGIA* | 1B | 5 | 0 | 1 | 1 | 0 | 0 | 0 | 2 | 0 | 0 | 0 | .326 |
| 4/4 | GEORGIA* | 1B | 5 | 0 | 0 | 0 | 0 | 0 | 0 | 2 | 0 | 0 | 0 | .308 |
| 4/7 | UAB* | 1B | 3 | 0 | 0 | 0 | 0 | 0 | 0 | 1 | 1 | 0 | 0 | .298 |
| 4/10 | TENNESSEE* | 1B | 4 | 2 | 2 | 2 | 0 | 0 | 2 | 0 | 1 | 0 | 0 | .306 |
| 4/11 | TENNESSEE* | 1B | 4 | 0 | 1 | 0 | 0 | 0 | 0 | 1 | 0 | 0 | 0 | .304 |
| 4/12 | TENNESSEE* | 1B | 4 | 0 | 1 | 1 | 0 | 0 | 0 | 1 | 0 | 0 | 0 | .302 |
| 4/14 | at Samford* | 1B | 4 | 1 | 2 | 2 | 0 | 0 | 1 | 1 | 2 | 0 | 0 | .309 |
| 4/17 | at South Carolina* | 1B | 3 | 1 | 1 | 2 | 0 | 0 | 1 | 1 | 2 | 0 | 0 | .310 |
| 4/19 | at South Carolina | 1B | 2 | 0 | 0 | 0 | 0 | 0 | 0 | 1 | 0 | 0 | 0 | .304 |
| 4/21 | MEMPHIS* | 1B | 2 | 2 | 0 | 0 | 0 | 0 | 0 | 1 | 1 | 0 | 0 | .299 |
| 4/24 | LSU | 1B | 2 | 0 | 0 | 0 | 0 | 0 | 0 | 1 | 0 | 0 | 0 | .294 |
| 4/25 | LSU | PH | 1 | 0 | 1 | 0 | 1 | 0 | 0 | 0 | 0 | 0 | 0 | .300 |
| 4/26 | LSU | PH | 1 | 0 | 0 | 0 | 0 | 0 | 0 | 0 | 0 | 0 | 0 | .298 |
| 4/28 | vs. Ole Miss | 1B | 1 | 0 | 0 | 0 | 0 | 0 | 0 | 1 | 0 | 0 | 0 | .295 |
| 5/1 | at Texas | PH | 1 | 0 | 0 | 0 | 0 | 0 | 0 | 1 | 0 | 0 | 0 | .293 |
| 5/2 | at Texas | 1B | 0 | 0 | 0 | 0 | 0 | 0 | 0 | 0 | 0 | 0 | 0 | .293 |
| 5/5 | NICHOLLS* | 1B | 5 | 4 | 4 | 5 | 1 | 0 | 2 | 0 | 0 | 0 | 0 | .313 |
| 5/7 | AUBURN | 1B | 1 | 0 | 0 | 0 | 0 | 0 | 0 | 0 | 0 | 0 | 0 | .310 |
| 5/8 | AUBURN* | 1B | 4 | 1 | 1 | 2 | 0 | 0 | 1 | 1 | 1 | 0 | 0 | .308 |
| 5/9 | AUBURN* | 1B | 2 | 0 | 1 | 0 | 0 | 0 | 0 | 1 | 0 | 0 | 0 | .311 |
| 5/14 | at Texas A&M | 1B | 0 | 0 | 0 | 0 | 0 | 0 | 0 | 2 | 0 | 0 | 0 | .311 |
| 5/15 | at Texas A&M* | 1B | 5 | 2 | 2 | 1 | 0 | 0 | 1 | 0 | 1 | 0 | 0 | .314 |
| 5/16 | at Texas A&M* | 1B | 2 | 0 | 0 | 0 | 0 | 0 | 0 | 1 | 1 | 0 | 0 | .310 |
| 5/20 | vs. Missouri* | 1B | 4 | 0 | 0 | 0 | 0 | 0 | 0 | 1 | 0 | 0 | 0 | .301 |
| 5/21 | vs. Georgia* | 1B | 3 | 0 | 2 | 0 | 0 | 0 | 0 | 1 | 0 | 0 | 0 | .309 |
| TOTALS | | | 149 | 28 | 46 | 46 | 9 | 0 | 12 | 23 | 44 | 3 | 1 | .309 |

CAREER HITTING STATS

| YEAR | AVG | GP-GS | AB | R | H | 2B | 3B | HR | RBI | TB | SLG% | BB | HP | SO | GDP | OB% | SF | SH |
|--------------|-------------|----------------|------------|-----------|------------|-----------|----------|-----------|------------|------------|-------------|-----------|-----------|------------|----------|-------------|----------|----------|
| 2024* | .239 | 47-47 | 159 | 48 | 38 | 6 | 0 | 15 | 53 | 89 | .560 | 47 | 13 | 43 | 0 | .441 | 3 | 1 |
| 2025 | .265 | 41-32 | 117 | 22 | 31 | 8 | 0 | 11 | 34 | 72 | .615 | 15 | 7 | 42 | 0 | .376 | 2 | 0 |
| 2026 | .309 | 52-39 | 149 | 28 | 46 | 9 | 0 | 12 | 46 | 91 | .611 | 23 | 6 | 44 | 2 | .414 | 3 | 0 |
| TOTAL | .271 | 143-118 | 425 | 98 | 115 | 23 | 0 | 38 | 133 | 252 | .593 | 85 | 26 | 129 | 2 | .415 | 8 | 1 |

**Statistics from Campbell*



HITTER PROFILES

9 RYDER WOODSON

INF | R/R | SO. | 6-3 | 190
NAPELS, FLA. / NC STATE

QUICK HITS

- Hit three homers in 2025 Auburn Regional, including a grand slam.
- Father, Kerry, pitched in the Major Leagues for the Seattle Mariners in 1992 and finished his pro career with playing in Taiwan in 1999.
- High school teammate of MSU third baseman Nick Frontino at St. John Neumann

SINGLE GAME CAREER HIGHS

| | | |
|----------------|----|--------------------------------------|
| At Bats | 5 | 11x last at South Carolina (4/18/26) |
| Hits | 4 | vs. UCLA (3/1/26) |
| Runs Scored | 3 | 2x last Vanderbilt (3/22/25)* |
| Runs Batted In | 5 | vs. Stetson (6/1/25)* |
| Doubles | 3 | vs. UCLA (3/1/26) |
| Triples | -- | -- |
| Home Runs | 2 | vs. Stetson (6/1/25)* |
| Walks | 2 | 2x last LSU (4/24/26) |
| Stolen Bases | 1 | Delaware (2/22/26) |

*Career highs from NC State

MISCELLANEOUS STATS

| | 2026 | CAREER |
|-------------|------|--------|
| 2 Hit Game | 10 | 11 |
| 3 Hit Game | 2 | 3 |
| 4+ Hit Game | 1 | 1 |
| 2 RBI Game | 5 | 5 |
| 3 RBI Game | 4 | 5 |
| 4+ RBI Game | | 1 |

GAME-BY-GAME HITTING STATS

| DATE | OPP | POS | AB | R | H | RBI | 2B | 3B | HR | BB | K | SB | CS | AVG |
|---------------|--------------------|-----|------------|-----------|-----------|-----------|-----------|----------|----------|-----------|-----------|----------|----------|-------------|
| 2/13 | HOFSTRA* | SS | 3 | 1 | 0 | 0 | 0 | 0 | 0 | 1 | 1 | 0 | 0 | .000 |
| 2/14(G1) | HOFSTRA* | SS | 3 | 0 | 0 | 1 | 0 | 0 | 0 | 0 | 1 | 0 | 0 | .000 |
| 2/14(G2) | HOFSTRA* | SS | 3 | 0 | 1 | 0 | 1 | 0 | 0 | 1 | 1 | 0 | 0 | .111 |
| 2/17 | TROY* | SS | 5 | 1 | 1 | 1 | 1 | 0 | 0 | 0 | 0 | 0 | 0 | .143 |
| 2/20 | DELAWARE* | SS | 5 | 1 | 2 | 2 | 1 | 0 | 0 | 0 | 0 | 0 | 0 | .211 |
| 2/21 | DELAWARE* | SS | 4 | 0 | 2 | 1 | 1 | 0 | 0 | 0 | 0 | 0 | 0 | .261 |
| 2/22 | DELAWARE* | SS | 3 | 0 | 0 | 0 | 0 | 0 | 0 | 1 | 2 | 1 | 0 | .231 |
| 2/24 | AUSTIN PEAY* | SS | 3 | 1 | 1 | 1 | 0 | 0 | 0 | 0 | 1 | 0 | 0 | .241 |
| 2/27 | vs. Arizona State* | SS | 3 | 1 | 0 | 0 | 0 | 0 | 0 | 1 | 2 | 0 | 0 | .219 |
| 2/28 | vs. Virginia Tech* | SS | 5 | 2 | 3 | 0 | 0 | 0 | 0 | 0 | 1 | 0 | 0 | .270 |
| 3/1 | vs. UCLA* | SS | 5 | 1 | 4 | 1 | 3 | 0 | 0 | 0 | 1 | 0 | 0 | .333 |
| 3/3 | at Southern Miss* | SS | 5 | 0 | 1 | 1 | 0 | 0 | 0 | 0 | 2 | 0 | 0 | .319 |
| 3/5 | LIPSCOMB* | SS | 4 | 1 | 2 | 1 | 0 | 0 | 1 | 0 | 1 | 0 | 0 | .333 |
| 3/6 | LIPSCOMB* | SS | 4 | 1 | 1 | 0 | 1 | 0 | 0 | 1 | 0 | 0 | 0 | .327 |
| 3/7 | LIPSCOMB* | SS | 2 | 1 | 1 | 2 | 0 | 0 | 0 | 1 | 0 | 0 | 0 | .333 |
| 3/10 | vs. Tulane* | SS | 5 | 0 | 0 | 0 | 0 | 0 | 0 | 0 | 2 | 0 | 0 | .306 |
| 3/13 | at Arkansas* | SS | 5 | 1 | 1 | 2 | 0 | 0 | 1 | 0 | 1 | 0 | 0 | .299 |
| 3/14(G1) | at Arkansas* | SS | 3 | 1 | 1 | 0 | 0 | 0 | 0 | 1 | 1 | 0 | 0 | .300 |
| 3/14(G2) | at Arkansas* | SS | 3 | 1 | 0 | 0 | 0 | 0 | 0 | 1 | 2 | 0 | 0 | .288 |
| 3/17 | JACKSON STATE* | SS | 3 | 0 | 0 | 0 | 0 | 0 | 0 | 0 | 1 | 0 | 0 | .276 |
| 3/20 | VANDERBILT* | SS | 4 | 1 | 1 | 3 | 0 | 0 | 1 | 0 | 0 | 0 | 0 | .275 |
| 3/21 | VANDERBILT* | SS | 2 | 2 | 1 | 0 | 1 | 0 | 0 | 2 | 0 | 0 | 0 | .280 |
| 3/22 | VANDERBILT* | SS | 5 | 3 | 3 | 1 | 1 | 0 | 1 | 0 | 0 | 0 | 0 | .299 |
| 3/24 | SOUTHERN MISS* | SS | 2 | 1 | 2 | 2 | 0 | 0 | 0 | 1 | 0 | 0 | 0 | .315 |
| 3/27 | at Ole Miss* | SS | 4 | 1 | 2 | 1 | 0 | 0 | 0 | 0 | 2 | 0 | 0 | .323 |
| 3/28 | at Ole Miss* | SS | 3 | 1 | 1 | 0 | 0 | 0 | 0 | 1 | 2 | 0 | 0 | .323 |
| 3/29 | at Ole Miss* | SS | 3 | 0 | 0 | 0 | 0 | 0 | 0 | 1 | 3 | 0 | 0 | .313 |
| 3/31 | GRAMBLING* | SS | 3 | 1 | 2 | 2 | 2 | 0 | 0 | 0 | 1 | 0 | 0 | .324 |
| 4/2 | GEORGIA* | SS | 4 | 1 | 1 | 3 | 1 | 0 | 0 | 1 | 2 | 0 | 0 | .321 |
| 4/3 | GEORGIA* | SS | 3 | 0 | 1 | 0 | 0 | 0 | 0 | 0 | 2 | 0 | 0 | .321 |
| 4/4 | GEORGIA* | SS | 4 | 1 | 0 | 0 | 0 | 0 | 0 | 1 | 2 | 0 | 0 | .310 |
| 4/7 | UAB* | SS | 4 | 0 | 1 | 0 | 0 | 0 | 0 | 0 | 0 | 0 | 1 | .308 |
| 4/10 | TENNESSEE* | SS | 4 | 0 | 0 | 0 | 0 | 0 | 0 | 0 | 2 | 0 | 0 | .298 |
| 4/11 | TENNESSEE* | SS | 4 | 0 | 2 | 1 | 1 | 0 | 0 | 0 | 1 | 0 | 0 | .304 |
| 4/12 | TENNESSEE* | SS | 3 | 0 | 0 | 0 | 0 | 0 | 0 | 0 | 1 | 0 | 0 | .297 |
| 4/14 | at Samford* | SS | 4 | 0 | 0 | 0 | 0 | 0 | 0 | 0 | 1 | 0 | 0 | .288 |
| 4/17 | at South Carolina* | SS | 3 | 0 | 0 | 0 | 0 | 0 | 0 | 0 | 1 | 0 | 0 | .281 |
| 4/18 | at South Carolina* | SS | 5 | 0 | 2 | 1 | 0 | 0 | 0 | 0 | 1 | 0 | 0 | .286 |
| 4/19 | at South Carolina* | SS | 4 | 0 | 0 | 0 | 0 | 0 | 0 | 0 | 1 | 0 | 0 | .278 |
| 4/21 | MEMPHIS* | SS | 4 | 0 | 0 | 1 | 0 | 0 | 0 | 0 | 2 | 0 | 0 | .270 |
| 4/24 | LSU* | SS | 4 | 1 | 1 | 1 | 0 | 0 | 0 | 2 | 2 | 0 | 0 | .270 |
| 4/25 | LSU* | SS | 3 | 0 | 0 | 0 | 0 | 0 | 0 | 0 | 2 | 0 | 0 | .265 |
| 4/26 | LSU | SS | 1 | 0 | 0 | 0 | 0 | 0 | 0 | 0 | 0 | 0 | 0 | .263 |
| 5/1 | at Texas* | SS | 3 | 0 | 0 | 0 | 0 | 0 | 0 | 0 | 2 | 0 | 0 | .258 |
| 5/5 | NICHOLLS | SS | 0 | 0 | 0 | 0 | 0 | 0 | 0 | 0 | 0 | 0 | 0 | .258 |
| 5/7 | AUBURN* | SS | 2 | 1 | 1 | 1 | 0 | 0 | 0 | 1 | 1 | 0 | 0 | .261 |
| 5/8 | AUBURN* | SS | 3 | 0 | 1 | 0 | 0 | 0 | 0 | 0 | 1 | 0 | 0 | .262 |
| 5/9 | AUBURN* | SS | 1 | 0 | 0 | 0 | 0 | 0 | 0 | 0 | 0 | 0 | 0 | .261 |
| 5/14 | at Texas A&M* | SS | 4 | 2 | 1 | 0 | 0 | 0 | 0 | 0 | 3 | 0 | 0 | .260 |
| 5/15 | at Texas A&M* | SS | 3 | 1 | 2 | 3 | 0 | 0 | 1 | 0 | 0 | 0 | 0 | .267 |
| 5/16 | at Texas A&M* | SS | 4 | 1 | 2 | 0 | 0 | 0 | 0 | 0 | 1 | 0 | 0 | .273 |
| 5/20 | at Missouri* | SS | 2 | 2 | 1 | 3 | 0 | 0 | 1 | 1 | 0 | 0 | 0 | .275 |
| 5/21 | at Georgia* | SS | 2 | 1 | 1 | 0 | 1 | 0 | 0 | 1 | 0 | 0 | 0 | .278 |
| TOTALS | | | 180 | 35 | 50 | 36 | 15 | 0 | 6 | 20 | 56 | 1 | 1 | .278 |

CAREER HITTING STATS

| YEAR | AVG | GP-GS | AB | R | H | 2B | 3B | HR | RBI | TB | SLG% | BB | HP | SO | GDP | OB% | SF | SH |
|--------------|-------------|--------------|------------|-----------|-----------|-----------|----------|----------|-----------|------------|-------------|-----------|----------|-----------|----------|-------------|----------|----------|
| 2025 | .333 | 23-5 | 30 | 11 | 10 | 3 | 0 | 3 | 12 | 22 | .733 | 2 | 2 | 8 | 0 | .412 | 0 | 0 |
| 2026 | .278 | 53-51 | 180 | 35 | 50 | 15 | 0 | 6 | 36 | 83 | .500 | 20 | 3 | 56 | 2 | .356 | 2 | 4 |
| TOTAL | .286 | 76-58 | 210 | 46 | 60 | 18 | 0 | 9 | 48 | 105 | .500 | 22 | 5 | 64 | 2 | .364 | 2 | 4 |

*Statistics from NC State

10 DREW WYERS

INF | R/R | SR. | 6-2 | 200
COLUMBUS, N.J. / BRYANT
QUICK HITS

- 2025 Len Harlow America East Player of the Year
- 2025 Brooks Wallace Award Semifinalist
- 2025 First Team All-America East
- 2025 Second Team ABCA All-Region (Northeast)
- 2025 All-ECAC
- 2024 Second Team All-MAAC

SINGLE GAME CAREER HIGHS

| | | |
|----------------|---|--------------------------------|
| At Bats | 6 | at UAlbany (5/12/24)^ |
| Hits | 4 | 4x last Alcorn State (2/18/26) |
| Runs Scored | 4 | 2x last Alcorn State (2/18/26) |
| Runs Batted In | 6 | vs. Rider (5/17/24)^ |
| Doubles | 2 | 4x last at UAlbany (5/11/24)^ |
| Triples | 1 | 2x last vs Iona (4/13/24)^ |
| Home Runs | 2 | Lipscomb (3/5/26) |
| Walks | 4 | Lipscomb (3/6/26) |
| Stolen Bases | 2 | 2x last vs. UAlbany (5/22/25)% |

^Career highs from Manhattan
%Career highs from Bryant
MISCELLANEOUS STATS

| | 2026 | CAREER |
|-------------|------|--------|
| 2 Hit Game | 3 | 34 |
| 3 Hit Game | 1 | 7 |
| 4+ Hit Game | 1 | 4 |
| 2 RBI Game | 3 | 19 |
| 3 RBI Game | 1 | 11 |
| 4+ RBI Game | | 3 |

GAME-BY-GAME HITTING STATS

| DATE | OPP | POS | AB | R | H | RBI | 2B | 3B | HR | BB | K | SB | CS | AVG |
|---------------|--------------------|-------|-----------|-----------|-----------|-----------|----------|----------|----------|-----------|----------|----------|----------|-------------|
| 2/18 | ALCORN STATE* | SS/3B | 4 | 4 | 4 | 1 | 1 | 0 | 0 | 1 | 0 | 0 | 0 | 1.000 |
| 2/21 | DELAWARE | PH/2B | 1 | 0 | 0 | 0 | 0 | 0 | 0 | 0 | 0 | 0 | 0 | .800 |
| 2/22 | DELAWARE* | 2B | 3 | 0 | 1 | 0 | 0 | 0 | 0 | 0 | 0 | 0 | 0 | .625 |
| 2/24 | AUSTIN PEAY* | 2B | 3 | 0 | 0 | 0 | 0 | 0 | 0 | 0 | 1 | 0 | 0 | .455 |
| 2/27 | vs. Arizona State* | 2B | 2 | 0 | 0 | 0 | 0 | 0 | 0 | 0 | 1 | 0 | 0 | .385 |
| 2/28 | vs. Virginia Tech | PH/SS | 1 | 0 | 1 | 1 | 0 | 0 | 0 | 0 | 0 | 0 | 0 | .429 |
| 3/5 | LIPSCOMB* | 2B/1B | 5 | 2 | 2 | 2 | 0 | 0 | 2 | 0 | 1 | 0 | 0 | .421 |
| 3/6 | LIPSCOMB* | 2B | 1 | 1 | 0 | 0 | 0 | 0 | 0 | 4 | 0 | 1 | 0 | .400 |
| 3/7 | LIPSCOMB* | DH | 3 | 3 | 3 | 2 | 0 | 0 | 0 | 0 | 0 | 0 | 0 | .478 |
| 3/10 | vs. Tulane* | 2B | 3 | 2 | 1 | 1 | 0 | 0 | 0 | 1 | 1 | 0 | 0 | .462 |
| 3/13 | at Arkansas | PH/2B | 0 | 1 | 0 | 0 | 0 | 0 | 0 | 0 | 0 | 0 | 0 | .462 |
| 3/14(G1) | at Arkansas* | 2B | 4 | 0 | 0 | 0 | 0 | 0 | 0 | 0 | 1 | 0 | 0 | .400 |
| 3/14(G2) | at Arkansas* | 2B | 3 | 0 | 1 | 1 | 0 | 0 | 0 | 1 | 1 | 0 | 0 | .394 |
| 3/17 | JACKSON STATE | PR/3B | 2 | 1 | 1 | 2 | 1 | 0 | 0 | 1 | 0 | 0 | 0 | .400 |
| 3/20 | VANDERBILT | 2B | 0 | 0 | 0 | 0 | 0 | 0 | 0 | 0 | 0 | 0 | 0 | .400 |
| 3/21 | VANDERBILT | 2B | 0 | 0 | 0 | 0 | 0 | 0 | 0 | 0 | 0 | 0 | 0 | .400 |
| 3/24 | SOUTHERN MISS | PH/2B | 2 | 0 | 0 | 0 | 0 | 0 | 0 | 0 | 0 | 0 | 0 | .378 |
| 3/27 | at Ole Miss* | 2B | 3 | 1 | 1 | 0 | 0 | 0 | 0 | 0 | 0 | 0 | 0 | .375 |
| 3/28 | at Ole Miss | 2B | 0 | 0 | 0 | 0 | 0 | 0 | 0 | 0 | 0 | 0 | 0 | .375 |
| 3/29 | at Ole Miss | 2B | 0 | 0 | 0 | 0 | 0 | 0 | 0 | 0 | 0 | 0 | 0 | .375 |
| 3/31 | GRAMBLING | PH/3B | 1 | 0 | 0 | 0 | 0 | 0 | 0 | 0 | 0 | 0 | 0 | .366 |
| 4/4 | GEORGIA | PH | 1 | 0 | 1 | 0 | 0 | 0 | 0 | 0 | 0 | 0 | 0 | .381 |
| 4/7 | UAB* | 2B | 3 | 0 | 0 | 0 | 0 | 0 | 0 | 0 | 0 | 0 | 0 | .356 |
| 4/12 | TENNESSEE* | 2B | 1 | 0 | 0 | 0 | 0 | 0 | 0 | 0 | 0 | 0 | 0 | .348 |
| 4/17 | at South Carolina | 2B | 0 | 0 | 0 | 0 | 0 | 0 | 0 | 0 | 0 | 0 | 0 | .348 |
| 4/21 | MEMPHIS | 2B | 0 | 0 | 0 | 0 | 0 | 0 | 0 | 0 | 0 | 0 | 0 | .348 |
| 4/25 | LSU | SS | 0 | 0 | 0 | 0 | 0 | 0 | 0 | 0 | 0 | 0 | 0 | .348 |
| 4/26 | LSU* | SS | 2 | 0 | 0 | 0 | 0 | 0 | 0 | 1 | 0 | 0 | 0 | .333 |
| 4/28 | vs. Ole Miss* | SS | 2 | 0 | 0 | 1 | 0 | 0 | 0 | 0 | 0 | 0 | 0 | .320 |
| 5/2 | at Texas* | SS | 4 | 1 | 2 | 3 | 0 | 0 | 1 | 0 | 0 | 0 | 0 | .333 |
| 5/3 | at Texas* | SS | 3 | 0 | 0 | 0 | 0 | 0 | 0 | 0 | 2 | 0 | 0 | .316 |
| 5/5 | NICHOLLS* | SS/3B | 3 | 2 | 2 | 1 | 0 | 0 | 1 | 1 | 1 | 0 | 0 | .333 |
| 5/15 | at Texas A&M | SS | 0 | 0 | 0 | 0 | 0 | 0 | 0 | 0 | 0 | 0 | 0 | .333 |
| TOTALS | | | 60 | 18 | 20 | 16 | 2 | 0 | 4 | 10 | 9 | 1 | 0 | .333 |

CAREER HITTING STATS

| YEAR | AVG | GP-GS | AB | R | H | 2B | 3B | HR | RBI | TB | SLG% | BB | HP | SO | GDP | OB% | SF | SH |
|--------------|-------------|----------------|------------|------------|------------|-----------|----------|-----------|------------|------------|-------------|-----------|-----------|-----------|-----------|-------------|-----------|----------|
| 2023* | .260 | 37-28 | 96 | 25 | 25 | 5 | 0 | 2 | 16 | 36 | .375 | 18 | 9 | 26 | 1 | .416 | 2 | 1 |
| 2024^ | .286 | 52-52 | 189 | 42 | 54 | 14 | 2 | 8 | 46 | 96 | .417 | 31 | 18 | 39 | 4 | .417 | 9 | 0 |
| 2025% | .407 | 45-43 | 145 | 42 | 59 | 11 | 0 | 11 | 50 | 103 | .710 | 26 | 16 | 17 | 5 | .521 | 7 | 0 |
| 2026 | .333 | 33-18 | 60 | 18 | 20 | 2 | 0 | 4 | 16 | 34 | .567 | 10 | 4 | 9 | 2 | .453 | 1 | 3 |
| TOTAL | .322 | 166-144 | 490 | 127 | 158 | 32 | 2 | 25 | 182 | 269 | .549 | 85 | 47 | 91 | 12 | .452 | 19 | 4 |

**Statistics from Stetson*
^Statistics from Manhattan
%Statistics from Bryant



HITTER PROFILES

12 CHONE JAMES

INF/UTL | R/R | SO. | 6-0 | 185
MYRTLE BEACH, S.C. / VIRGINIA

QUICK HITS

- 2025 ACC All-Academic Team
- Father, Willie, played baseball for Purdue then went on to play professionally in the Braves organization from 2002-2006, reaching Double-A Mississippi

SINGLE GAME CAREER HIGHS

| | | |
|----------------|---|---------------------------------|
| At Bats | 5 | 3x last vs. Stanford (3/28/25)* |
| Hits | 3 | 2x last vs. Stanford (3/28/25)* |
| Runs Scored | 3 | vs. James Madison (4/23/25)* |
| Runs Batted In | 3 | vs. Dartmouth (3/1/25)* |
| Doubles | 1 | 6x last vs. Tennessee (4/14/26) |
| Triples | 1 | 2x last at Ole Miss (3/27/26) |
| Home Runs | 1 | Troy (2/17/26) |
| Walks | 2 | 2x last Lipscomb (3/7/26) |
| Stolen Bases | 1 | 6x last vs. Tulane (3/10/26) |

*Career highs from Virginia

MISCELLANEOUS STATS

| | 2026 | CAREER |
|-------------|------|--------|
| 2 Hit Game | 3 | 9 |
| 3 Hit Game | | 2 |
| 4+ Hit Game | | -- |
| 2 RBI Game | 3 | 5 |
| 3 RBI Game | | 1 |
| 4+ RBI Game | | -- |

GAME-BY-GAME HITTING STATS

| DATE | OPP | POS | AB | R | H | RBI | 2B | 3B | HR | BB | K | SB | CS | AVG |
|---------------|--------------------|-------|-----------|-----------|-----------|-----------|----------|----------|----------|----------|-----------|----------|----------|-------------|
| 2/14(G2) | HOFSTRA* | C | 3 | 1 | 1 | 1 | 0 | 0 | 0 | 1 | 0 | 0 | 0 | .333 |
| 2/17 | TROY* | C | 4 | 2 | 2 | 2 | 0 | 0 | 1 | 0 | 1 | 1 | 0 | .429 |
| 2/18 | ALCONR STATE | PH/2B | 3 | 1 | 1 | 1 | 0 | 0 | 0 | 0 | 0 | 0 | 0 | .400 |
| 2/22 | DELDWARE* | C | 4 | 2 | 2 | 0 | 1 | 0 | 0 | 0 | 1 | 0 | 0 | .429 |
| 2/24 | AUSTIN PEAY | C | 2 | 2 | 2 | 0 | 0 | 0 | 0 | 0 | 0 | 0 | 0 | .500 |
| 2/27 | vs. Arizona State* | C | 4 | 1 | 1 | 2 | 0 | 0 | 0 | 0 | 1 | 1 | 0 | .450 |
| 2/28 | vs. Virginia Tech | C | 0 | 0 | 0 | 1 | 0 | 0 | 0 | 0 | 0 | 0 | 0 | .450 |
| 3/1 | vs. UCLA | C | 0 | 0 | 0 | 0 | 0 | 0 | 0 | 0 | 0 | 0 | 0 | .450 |
| 3/5 | LIPSCOMB* | C | 3 | 1 | 0 | 0 | 0 | 0 | 0 | 0 | 0 | 0 | 0 | .391 |
| 3/7 | LIPSCOMB* | C/2B | 3 | 1 | 1 | 2 | 0 | 0 | 0 | 2 | 0 | 0 | 0 | .385 |
| 3/10 | vs. Tulane | PR/C | 1 | 1 | 1 | 1 | 0 | 0 | 0 | 0 | 0 | 1 | 0 | .407 |
| 3/13 | at Arkansas | PH/C | 2 | 0 | 0 | 0 | 0 | 0 | 0 | 0 | 1 | 0 | 0 | .379 |
| 3/14(G2) | at Arkansas* | C | 2 | 1 | 1 | 0 | 0 | 0 | 0 | 0 | 0 | 0 | 0 | .387 |
| 3/27 | at Ole Miss | PH | 1 | 0 | 1 | 1 | 0 | 1 | 0 | 0 | 0 | 0 | 0 | .406 |
| 3/31 | GRAMBLING | PH/2B | 1 | 0 | 0 | 0 | 0 | 0 | 0 | 0 | 1 | 0 | 0 | .394 |
| 4/11 | TENNESSEE | PH/C | 2 | 0 | 1 | 0 | 0 | 0 | 0 | 0 | 1 | 0 | 0 | .400 |
| 4/14 | TENNESSEE* | C | 4 | 1 | 1 | 0 | 1 | 0 | 0 | 0 | 0 | 0 | 0 | .385 |
| 4/19 | at South Carolina* | C | 3 | 0 | 0 | 0 | 0 | 0 | 0 | 0 | 0 | 0 | 0 | .357 |
| 4/24 | LSU | PH | 1 | 0 | 0 | 0 | 0 | 0 | 0 | 0 | 0 | 0 | 0 | .349 |
| 5/5 | NICHOLLS | C | 0 | 0 | 0 | 0 | 0 | 0 | 0 | 0 | 0 | 0 | 0 | .349 |
| 5/14 | at Texas A&M | PH | 0 | 0 | 0 | 1 | 0 | 0 | 0 | 0 | 0 | 0 | 0 | .349 |
| 5/15 | at Texas A&M* | C | 2 | 0 | 0 | 0 | 0 | 0 | 0 | 0 | 0 | 0 | 0 | .333 |
| 5/16 | at Texas A&M* | C | 3 | 0 | 0 | 0 | 0 | 0 | 0 | 0 | 2 | 0 | 0 | .313 |
| 5/20 | vs. Missouri* | C | 3 | 1 | 1 | 0 | 0 | 0 | 0 | 0 | 2 | 0 | 0 | .314 |
| 5/21 | vs. Georgia* | C | 3 | 0 | 1 | 1 | 0 | 0 | 0 | 0 | 1 | 0 | 0 | .315 |
| TOTALS | | | 54 | 15 | 17 | 14 | 2 | 1 | 1 | 3 | 11 | 2 | 0 | .315 |

CAREER HITTING STATS

| YEAR | AVG | GP-GS | AB | R | H | 2B | 3B | HR | RBI | TB | SLG% | BB | HP | SO | GDP | OB% | SF | SH |
|--------------|-------------|--------------|------------|-----------|-----------|----------|----------|----------|-----------|-----------|-------------|-----------|----------|-----------|----------|-------------|----------|----------|
| 2025* | .373 | 26-15 | 67 | 16 | 25 | 5 | 1 | 0 | 11 | 32 | .478 | 9 | 1 | 16 | 2 | .455 | 0 | 0 |
| 2026 | .315 | 25-14 | 54 | 15 | 17 | 2 | 1 | 1 | 14 | 24 | .444 | 3 | 1 | 11 | 1 | .356 | 1 | 1 |
| TOTAL | .347 | 51-29 | 121 | 31 | 42 | 7 | 2 | 1 | 25 | 56 | .463 | 12 | 2 | 27 | 3 | .412 | 1 | 1 |

*Statistics from Virginia



HITTER PROFILES

14 VYTAS VALINCIUS

OF | R/R | GR. | 6-4 | 230
LOCKPORT, ILL. / ILLINOIS

QUICK HITS

- 2025 All-Big Ten Second Team
- Younger brother, Tomas, is a sophomore pitcher for MSU
- Nickname is "Vito"

SINGLE GAME CAREER HIGHS

| | | |
|----------------|---|---------------------------------|
| At Bats | 5 | 18x last at Texas A&M (5/15/26) |
| Hits | 4 | vs. UCLA (5/9/25)* |
| Runs Scored | 4 | 2x last vs. Missouri (5/20/26) |
| Runs Batted In | 7 | vs. Indiana (4/13/25)* |
| Doubles | 3 | vs. Indiana (4/13/25)* |
| Triples | 1 | 2x last UAB (4/7/26) |
| Home Runs | 2 | 2x last vs. Missouri (5/20/26) |
| Walks | 3 | 2x last Alcorn State (2/18/26) |
| Stolen Bases | 3 | at Bradley (4/29/25)* |

*Career highs from Illinois

MISCELLANEOUS STATS

| | 2026 | CAREER |
|-------------|------|--------|
| 2 Hit Game | 6 | 28 |
| 3 Hit Game | 4 | 15 |
| 4+ Hit Game | | 1 |
| 2 RBI Game | 2 | 17 |
| 3 RBI Game | | 8 |
| 4+ RBI Game | 2 | 7 |

GAME-BY-GAME HITTING STATS

| DATE | OPP | POS | AB | R | H | RBI | 2B | 3B | HR | BB | K | SB | CS | AVG |
|---------------|--------------------|-------|-----------|-----------|-----------|-----------|----------|----------|----------|-----------|-----------|----------|----------|-------------|
| 2/17 | TROY* | LF | 3 | 2 | 3 | 4 | 1 | 0 | 0 | 1 | 0 | 0 | 0 | 1.000 |
| 2/18 | ALCORN STATE* | LF/RF | 1 | 4 | 1 | 2 | 0 | 0 | 0 | 3 | 0 | 0 | 0 | 1.000 |
| 2/20 | DELAWARE* | DH | 4 | 0 | 1 | 1 | 0 | 0 | 0 | 1 | 2 | 0 | 0 | .625 |
| 2/22 | DELAWARE* | LF | 3 | 0 | 1 | 0 | 0 | 0 | 0 | 0 | 1 | 0 | 0 | .545 |
| 2/24 | AUSTIN PEAY* | LF | 2 | 2 | 1 | 0 | 0 | 0 | 0 | 0 | 1 | 0 | 0 | .538 |
| 2/27 | vs. Arizona State* | LF | 2 | 0 | 0 | 0 | 0 | 0 | 0 | 0 | 2 | 0 | 0 | .667 |
| 2/28 | vs. Virginia Tech | LF | 0 | 0 | 0 | 0 | 0 | 0 | 0 | 0 | 0 | 0 | 0 | .667 |
| 3/5 | LIPSCOMB* | LF | 3 | 0 | 1 | 1 | 0 | 0 | 0 | 1 | 0 | 0 | 0 | .444 |
| 3/7 | LIPSCOMB* | RF | 3 | 2 | 2 | 1 | 0 | 0 | 0 | 1 | 0 | 1 | 0 | .676 |
| 3/10 | vs. Tulane* | RF | 4 | 1 | 2 | 0 | 0 | 0 | 0 | 0 | 2 | 0 | 0 | .480 |
| 3/13 | at Arkansas | PH/RF | 1 | 0 | 0 | 0 | 0 | 0 | 0 | 0 | 0 | 0 | 0 | .662 |
| 3/14(G1) | at Arkansas* | RF | 3 | 0 | 0 | 0 | 0 | 0 | 0 | 0 | 2 | 0 | 0 | .414 |
| 3/14(G2) | at Arkansas | PH | 1 | 0 | 1 | 0 | 0 | 0 | 0 | 0 | 0 | 0 | 0 | .433 |
| 3/24 | SOUTHERN MISS | PH/RF | 1 | 0 | 0 | 0 | 0 | 0 | 0 | 0 | 0 | 0 | 0 | .419 |
| 3/27 | at Ole Miss* | RF | 2 | 0 | 0 | 0 | 0 | 0 | 0 | 0 | 0 | 0 | 0 | .394 |
| 3/29 | at Ole Miss | PH | 1 | 0 | 0 | 0 | 0 | 0 | 0 | 0 | 1 | 0 | 0 | .382 |
| 3/31 | GRAMBLING | PH/RF | 1 | 1 | 0 | 0 | 0 | 0 | 0 | 0 | 0 | 0 | 0 | .371 |
| 4/4 | GEORGIA* | LF | 4 | 1 | 2 | 1 | 0 | 0 | 1 | 0 | 0 | 0 | 0 | .385 |
| 4/7 | UAB* | LF | 4 | 0 | 2 | 0 | 0 | 1 | 0 | 0 | 0 | 0 | 0 | .395 |
| 4/12 | TENNESSEE* | RF | 4 | 0 | 0 | 0 | 0 | 0 | 0 | 0 | 2 | 0 | 0 | .362 |
| 4/19 | at South Carolina* | RF | 5 | 0 | 3 | 0 | 0 | 0 | 0 | 0 | 0 | 0 | 0 | .385 |
| 4/21 | MEMPHIS | PH/RF | 2 | 1 | 2 | 4 | 0 | 0 | 1 | 0 | 0 | 0 | 0 | .407 |
| 4/24 | LSU* | RF/LF | 3 | 0 | 0 | 0 | 0 | 0 | 0 | 2 | 1 | 0 | 0 | .386 |
| 5/1 | at Texas | PH/RF | 2 | 0 | 0 | 0 | 0 | 0 | 0 | 0 | 2 | 0 | 0 | .373 |
| 5/3 | at Texas* | LF | 2 | 1 | 0 | 1 | 0 | 0 | 0 | 2 | 0 | 0 | 0 | .361 |
| 5/5 | NICHOLLS | PH/LF | 1 | 0 | 0 | 0 | 0 | 0 | 0 | 0 | 0 | 0 | 0 | .355 |
| 5/7 | AUBURN* | LF | 4 | 0 | 3 | 1 | 0 | 0 | 0 | 0 | 0 | 0 | 0 | .379 |
| 5/8 | AUBURN* | LF | 4 | 0 | 1 | 0 | 0 | 0 | 0 | 0 | 2 | 0 | 0 | .371 |
| 5/14 | at Texas A&M* | LF | 5 | 3 | 3 | 2 | 0 | 0 | 1 | 0 | 0 | 0 | 0 | .387 |
| 5/15 | at Texas A&M* | LF | 5 | 0 | 0 | 0 | 0 | 0 | 0 | 0 | 2 | 0 | 0 | .363 |
| 5/16 | at Texas A&M* | LF | 4 | 0 | 1 | 0 | 0 | 0 | 0 | 0 | 0 | 0 | 0 | .357 |
| 5/20 | vs. Missouri* | LF | 4 | 2 | 2 | 4 | 0 | 0 | 2 | 0 | 2 | 0 | 0 | .364 |
| 5/21 | vs. Georgia* | LF | 3 | 0 | 1 | 0 | 0 | 0 | 0 | 0 | 1 | 0 | 0 | .363 |
| TOTALS | | | 91 | 20 | 33 | 22 | 1 | 1 | 5 | 11 | 23 | 1 | 0 | .363 |

CAREER HITTING STATS

| YEAR | AVG | GP-GS | AB | R | H | 2B | 3B | HR | RBI | TB | SLG% | BB | HP | SO | GDP | OB% | SF | SH |
|--------------|-------------|----------------|------------|------------|------------|-----------|----------|-----------|------------|------------|-------------|-----------|-----------|------------|-----------|-------------|----------|----------|
| 2022* | .167 | 0-5 | 6 | 1 | 1 | 0 | 0 | 0 | 1 | 1 | .167 | 0 | 0 | 3 | 1 | .167 | 0 | 0 |
| 2024* | .267 | 54-54 | 195 | 43 | 52 | 10 | 1 | 12 | 50 | 100 | .513 | 37 | 6 | 51 | 7 | .396 | 2 | 0 |
| 2025* | .348 | 53-53 | 204 | 42 | 71 | 14 | 0 | 7 | 58 | 106 | .520 | 33 | 1 | 28 | 5 | .434 | 4 | 0 |
| 2026 | .363 | 33-24 | 91 | 20 | 33 | 1 | 1 | 5 | 22 | 51 | .560 | 11 | 3 | 23 | 2 | .443 | 1 | 0 |
| TOTAL | .317 | 145-130 | 496 | 106 | 157 | 25 | 2 | 24 | 131 | 258 | .520 | 81 | 10 | 105 | 15 | .418 | 7 | 0 |

*Statistics from South Carolina

*Statistics from Illinois



HITTER PROFILES

19 ANDREW RAYMOND

C | L/R | SO. | 6-1 | 205
MIDDLETOWN, MD. / GEORGE MASON

QUICK HITS

-2025 All-Atlantic 10 Rookie Team
- Father, Bill, played baseball at the University of Pittsburgh-Johnstown

SINGLE GAME CAREER HIGHS

| | | |
|----------------|----|--|
| At Bats | 5 | 5x last Lipscomb (3/6/26) |
| Hits | 4 | vs. Dayton (3/14/25)* |
| Runs Scored | 3 | 4x last at Mount St. Mary's (4/22/25)* |
| Runs Batted In | 4 | vs. Saint Peter's (2/21/25)* |
| Doubles | 1 | 12x last Lipscomb (3/6/26) |
| Triples | -- | -- |
| Home Runs | 2 | vs. Saint Peter's (2/21/25)* |
| Walks | 3 | 2s last vs. Virginia Tech (2/28/26) |
| Stolen Bases | -- | -- |

*Career highs from George Mason

MISCELLANEOUS STATS

| | 2026 | CAREER |
|-------------|------|--------|
| 2 Hit Game | 4 | 10 |
| 3 Hit Game | | 4 |
| 4+ Hit Game | | 1 |
| 2 RBI Game | 1 | 8 |
| 3 RBI Game | | -- |
| 4+ RBI Game | | 1 |

GAME-BY-GAME HITTING STATS

| DATE | OPP | POS | AB | R | H | RBI | 2B | 3B | HR | BB | K | SB | CS | AVG |
|---------------|--------------------|------|-----------|----------|-----------|----------|----------|----------|----------|----------|-----------|----------|----------|-------------|
| 2/17 | TROY | PH | 1 | 0 | 0 | 0 | 0 | 0 | 0 | 0 | 0 | 0 | 0 | .000 |
| 2/18 | ALCORN STATE* | C | 4 | 0 | 2 | 2 | 1 | 0 | 0 | 0 | 0 | 0 | 0 | .400 |
| 2/20 | DELAWARE* | C | 4 | 1 | 2 | 1 | 1 | 0 | 0 | 1 | 0 | 0 | 0 | .444 |
| 2/21 | DELAWARE* | C | 2 | 1 | 1 | 0 | 0 | 0 | 0 | 2 | 0 | 0 | 0 | .455 |
| 2/24 | AUSTIN PEAY | PH/C | 2 | 0 | 0 | 0 | 0 | 0 | 0 | 0 | 1 | 0 | 0 | .385 |
| 2/28 | vs. Virginia Tech* | C | 2 | 2 | 0 | 0 | 0 | 0 | 0 | 3 | 1 | 0 | 0 | .333 |
| 3/1 | vs. UCLA* | C | 4 | 0 | 2 | 0 | 0 | 0 | 0 | 0 | 1 | 0 | 0 | .368 |
| 3/3 | at Southern Miss* | C | 4 | 0 | 1 | 0 | 0 | 0 | 0 | 0 | 1 | 0 | 0 | .348 |
| 3/6 | LIPSCOMB* | C | 5 | 0 | 2 | 1 | 1 | 0 | 0 | 0 | 2 | 0 | 0 | .357 |
| 3/10 | vs. Tulane* | C | 3 | 0 | 1 | 0 | 0 | 0 | 0 | 0 | 2 | 0 | 0 | .355 |
| 3/13 | at Arkansas* | C | 3 | 0 | 1 | 0 | 0 | 0 | 0 | 0 | 0 | 0 | 0 | .353 |
| 3/14(G1) | at Arkansas | C | 0 | 0 | 0 | 0 | 0 | 0 | 0 | 0 | 0 | 0 | 0 | .353 |
| 3/14(G2) | at Arkansas | PH/C | 1 | 0 | 0 | 0 | 0 | 0 | 0 | 0 | 1 | 0 | 0 | .343 |
| 3/24 | SOUTHERN MISS | PH/C | 1 | 0 | 0 | 0 | 0 | 0 | 0 | 0 | 1 | 0 | 0 | .333 |
| 3/27 | at Ole Miss | C | 0 | 0 | 0 | 0 | 0 | 0 | 0 | 0 | 0 | 0 | 0 | .333 |
| 3/29 | at Ole Miss* | C | 1 | 2 | 1 | 1 | 2 | 0 | 1 | 0 | 0 | 0 | 0 | .342 |
| 3/31 | GRAMBLING | C | 1 | 1 | 1 | 1 | 0 | 0 | 1 | 0 | 0 | 0 | 0 | .359 |
| 4/2 | GEORGIA | PH/C | 0 | 0 | 0 | 0 | 0 | 0 | 0 | 1 | 0 | 0 | 0 | .349 |
| 4/3 | GEORGIA | PH/C | 1 | 0 | 0 | 0 | 0 | 0 | 0 | 0 | 0 | 0 | 0 | .341 |
| 4/10 | TENNESSEE* | PH | 1 | 0 | 0 | 0 | 0 | 0 | 0 | 0 | 1 | 0 | 0 | .333 |
| 5/5 | NICHOLLS | C | 1 | 1 | 1 | 0 | 0 | 0 | 0 | 0 | 0 | 0 | 0 | .348 |
| TOTALS | | | 46 | 7 | 16 | 9 | 3 | 0 | 2 | 7 | 11 | 0 | 0 | .348 |

CAREER HITTING STATS

| YEAR | AVG | GP-GS | AB | R | H | 2B | 3B | HR | RBI | TB | SLG% | BB | HP | SO | GDP | OB% | SF | SH |
|--------------|-------------|--------------|------------|-----------|-----------|-----------|----------|----------|-----------|------------|-------------|-----------|----------|-----------|----------|-------------|----------|----------|
| 2025* | .287 | 51-50 | 174 | 36 | 50 | 10 | 0 | 5 | 33 | 75 | .431 | 30 | 3 | 26 | 1 | .393 | 4 | 4 |
| 2026 | .333 | 22-10 | 46 | 6 | 16 | 3 | 0 | 2 | 9 | 25 | .543 | 7 | 1 | 11 | 0 | .444 | 0 | 0 |
| TOTAL | .300 | 73-60 | 220 | 43 | 66 | 13 | 0 | 7 | 42 | 100 | .455 | 37 | 4 | 37 | 1 | .404 | 4 | 4 |

*Statistics from George Mason

21 KEVIN MILEWSKI

C | R/R | JR. | 6-5 | 235
WALLINGFORD, CONN. / SETON HALL

QUICK HITS

- D1 Baseball Top 50 Catchers (No. 29)
- 2025 All-Big East Second Team
- Big East Player of the Week (3/17/25)
- Big East Weekly Honor Roll (5/12/25)
- 2025 CSC Academic All-District Team

SINGLE GAME CAREER HIGHS

| | | |
|----------------|---|---------------------------------|
| At Bats | 5 | 14x last at Texas A&M (5/14/26) |
| Hits | 4 | 3x last at Xavier (5/2/25)* |
| Runs Scored | 3 | 5x last Jackson State (3/17/26) |
| Runs Batted In | 5 | at Xavier (5/2/25)* |
| Doubles | 2 | at South Carolina (4/18/26) |
| Triples | 1 | vs. Wagner (2/25/25)* |
| Home Runs | 2 | 2x last at Xavier (5/2/25)* |
| Walks | 5 | vs. Butler (4/25/25)* |
| Stolen Bases | 1 | 2x last at Texas (5/1/26) |

*Career highs from Seton Hall

MISCELLANEOUS STATS

| | 2026 | CAREER |
|-------------|------|--------|
| 2 Hit Game | 3 | 9 |
| 3 Hit Game | 1 | 2 |
| 4+ Hit Game | | 3 |
| 2 RBI Game | 3 | 11 |
| 3 RBI Game | | 4 |
| 4+ RBI Game | 1 | 5 |

GAME-BY-GAME HITTING STATS

| DATE | OPP | POS | AB | R | H | RBI | 2B | 3B | HR | BB | K | SB | CS | AVG |
|---------------|--------------------|------|------------|-----------|-----------|-----------|----------|----------|----------|-----------|-----------|----------|----------|-------------|
| 2/13 | HOFSTRA* | C | 4 | 0 | 0 | 0 | 0 | 0 | 0 | 0 | 2 | 0 | 0 | .000 |
| 2/14(G1) | HOFSTRA* | C | 3 | 0 | 0 | 0 | 0 | 0 | 0 | 1 | 2 | 0 | 0 | .000 |
| 2/21 | DELAWARE | C | 0 | 0 | 0 | 0 | 0 | 0 | 0 | 0 | 0 | 0 | 0 | .000 |
| 3/7 | LIPSCOMB | PH/C | 2 | 1 | 1 | 1 | 0 | 0 | 1 | 1 | 0 | 0 | 0 | .111 |
| 3/14(G1) | at Arkansas* | C | 3 | 0 | 1 | 1 | 0 | 0 | 0 | 0 | 1 | 0 | 0 | .167 |
| 3/17 | JACKSON STATE* | C | 4 | 3 | 1 | 1 | 0 | 0 | 0 | 0 | 0 | 0 | 0 | .188 |
| 3/20 | VANDERBILT* | C | 3 | 1 | 1 | 1 | 0 | 0 | 1 | 0 | 1 | 0 | 0 | .211 |
| 3/21 | VANDERBILT* | C | 4 | 1 | 1 | 0 | 0 | 0 | 0 | 0 | 0 | 0 | 0 | .217 |
| 3/22 | VANDERBILT* | C | 4 | 1 | 1 | 4 | 0 | 0 | 1 | 0 | 2 | 0 | 0 | .222 |
| 3/24 | SOUTHERN MISS* | C | 3 | 1 | 1 | 0 | 0 | 0 | 0 | 0 | 1 | 0 | 0 | .233 |
| 3/27 | at Ole Miss* | C | 3 | 0 | 0 | 0 | 0 | 0 | 0 | 0 | 2 | 0 | 0 | .212 |
| 3/28 | at Ole Miss* | C | 3 | 1 | 1 | 1 | 0 | 0 | 1 | 1 | 1 | 0 | 0 | .222 |
| 3/29 | at Ole Miss | C | 1 | 1 | 1 | 1 | 0 | 0 | 1 | 0 | 0 | 0 | 0 | .243 |
| 3/31 | GRAMBLING* | C | 1 | 1 | 0 | 0 | 0 | 0 | 0 | 0 | 1 | 0 | 0 | .237 |
| 4/2 | GEORGIA* | C | 1 | 0 | 0 | 0 | 0 | 0 | 0 | 0 | 0 | 0 | 0 | .231 |
| 4/3 | GEORGIA* | C | 3 | 0 | 0 | 0 | 0 | 0 | 0 | 0 | 1 | 0 | 0 | .214 |
| 4/4 | GEORGIA* | C | 3 | 0 | 0 | 0 | 0 | 0 | 0 | 0 | 0 | 0 | 0 | .200 |
| 4/7 | UAB* | C | 2 | 1 | 0 | 0 | 0 | 0 | 0 | 2 | 0 | 0 | 0 | .191 |
| 4/10 | TENNESSEE* | C | 3 | 1 | 1 | 1 | 0 | 0 | 1 | 0 | 2 | 0 | 0 | .200 |
| 4/11 | TENNESSEE* | C | 2 | 0 | 0 | 0 | 0 | 0 | 0 | 0 | 1 | 0 | 0 | .192 |
| 4/14 | at Samford* | C | 3 | 2 | 1 | 1 | 0 | 0 | 1 | 1 | 1 | 0 | 0 | .200 |
| 4/17 | at South Carolina* | C | 3 | 0 | 0 | 0 | 0 | 0 | 0 | 1 | 1 | 0 | 0 | .190 |
| 4/18 | at South Carolina* | C | 5 | 1 | 2 | 0 | 2 | 0 | 0 | 0 | 1 | 0 | 0 | .206 |
| 4/19 | at South Carolina | C | 0 | 0 | 0 | 1 | 0 | 0 | 0 | 0 | 0 | 0 | 0 | .206 |
| 4/21 | MEMPHIS* | C | 3 | 0 | 0 | 0 | 0 | 0 | 0 | 1 | 0 | 0 | 0 | .197 |
| 4/24 | LSU* | C | 5 | 2 | 1 | 2 | 0 | 0 | 1 | 1 | 1 | 0 | 0 | .197 |
| 4/25 | LSU* | C | 2 | 0 | 0 | 0 | 0 | 0 | 0 | 1 | 1 | 0 | 0 | .192 |
| 4/26 | LSU* | C | 4 | 2 | 0 | 0 | 0 | 0 | 0 | 1 | 1 | 0 | 0 | .182 |
| 4/28 | vs. Ole Miss* | C | 4 | 1 | 3 | 2 | 1 | 0 | 0 | 0 | 0 | 0 | 0 | .210 |
| 5/1 | vs Texas* | C | 3 | 0 | 1 | 0 | 1 | 0 | 0 | 1 | 2 | 1 | 0 | .214 |
| 5/2 | vs. Texas* | C | 4 | 1 | 1 | 1 | 0 | 0 | 0 | 0 | 2 | 0 | 0 | .216 |
| 5/3 | vs. Texas* | C | 3 | 0 | 0 | 0 | 0 | 0 | 0 | 1 | 1 | 0 | 0 | .209 |
| 5/5 | NICHOLLS* | C | 1 | 1 | 0 | 0 | 0 | 0 | 0 | 1 | 1 | 0 | 0 | .207 |
| 5/7 | AUBURN* | C | 3 | 0 | 0 | 0 | 0 | 0 | 0 | 0 | 2 | 0 | 0 | .200 |
| 5/8 | AUBURN* | C | 2 | 1 | 0 | 0 | 0 | 0 | 0 | 1 | 0 | 0 | 0 | .196 |
| 5/9 | AUBURN* | C | 3 | 0 | 0 | 0 | 0 | 0 | 0 | 0 | 2 | 0 | 0 | .190 |
| 5/14 | at Texas A&M* | C | 5 | 2 | 2 | 2 | 0 | 0 | 1 | 1 | 2 | 0 | 0 | .200 |
| 5/15 | at Texas A&M* | C | 2 | 1 | 2 | 1 | 1 | 0 | 0 | 0 | 0 | 0 | 0 | .215 |
| TOTALS | | | 107 | 27 | 23 | 21 | 5 | 0 | 9 | 16 | 35 | 1 | 0 | .215 |

CAREER HITTING STATS

| YEAR | AVG | GP-GS | AB | R | H | 2B | 3B | HR | RBI | TB | SLG% | BB | HP | SO | GDP | OB% | SF | SH |
|--------------|-------------|---------------|------------|-----------|-----------|-----------|----------|-----------|-----------|------------|-------------|-----------|-----------|-----------|----------|-------------|----------|----------|
| 2024* | .129 | 18-9 | 31 | 6 | 4 | 1 | 0 | 1 | 2 | 8 | .258 | 11 | 3 | 15 | 0 | .400 | 0 | 0 |
| 2025* | .303 | 52-52 | 188 | 41 | 57 | 7 | 1 | 16 | 58 | 114 | .606 | 36 | 5 | 46 | 3 | .421 | 4 | 0 |
| 2026 | .215 | 38-35 | 107 | 27 | 23 | 5 | 0 | 9 | 21 | 55 | .514 | 16 | 4 | 35 | 3 | .333 | 2 | 1 |
| TOTAL | .258 | 108-96 | 326 | 74 | 84 | 13 | 1 | 26 | 81 | 177 | .543 | 63 | 12 | 96 | 6 | .391 | 6 | 1 |

*Statistics from Seton Hall



HITTER PROFILES

22

NICK FRONTINO

INF | R/R | FR. | 6-3 | 205
BONITA SPRINGS, FLA. / ST. JOHN NEUMANN HS

QUICK HITS

- Was a teammate of MSU shortstop Ryder Woodson at St. John Neumann
- Older brother, Sam, played baseball at the University of Pittsburgh (2020) and Elon (2022) and professionally for two seasons in Frontier League

SINGLE GAME CAREER HIGHS

| | |
|----------------|--|
| At Bats | |
| Hits | |
| Runs Scored | |
| Runs Batted In | |
| Doubles | |
| Triples | |
| Home Runs | |
| Walks | |
| Stolen Bases | |

MISCELLANEOUS STATS

| | 2026 | CAREER |
|-------------|------|--------|
| 2 Hit Game | | |
| 3 Hit Game | | |
| 4+ Hit Game | | |
| 2 RBI Game | | |
| 3 RBI Game | | |
| 4+ RBI Game | | |

GAME-BY-GAME HITTING STATS

| DATE | OPP | POS | AB | R | H | RBI | 2B | 3B | HR | BB | K | SB | CS | AVG |
|------|-----|-----|----|---|---|-----|----|----|----|----|---|----|----|-----|
|------|-----|-----|----|---|---|-----|----|----|----|----|---|----|----|-----|

TOTALS

CAREER HITTING STATS

| YEAR | AVG | GP-GS | AB | R | H | 2B | 3B | HR | RBI | TB | SLG% | BB | HP | SO | GDP | OB% | SF | SH |
|--------------|-------------|------------|----------|----------|----------|----------|----------|----------|----------|----------|-------------|----------|----------|----------|----------|-------------|----------|----------|
| 2026 | .000 | 0-0 | 0 | 0 | 0 | 0 | 0 | 0 | 0 | 0 | .000 | 0 | 0 | 0 | 0 | .000 | 0 | 0 |
| TOTAL | .000 | 0-0 | 0 | 0 | 0 | 0 | 0 | 0 | 0 | 0 | .000 | 0 | 0 | 0 | 0 | .000 | 0 | 0 |



HITTER PROFILES

23 JACKSON OWEN

C | R/R | GR. | 5-10 | 199
STARKVILLE, MISS. / NE MISSISSIPPI CC

QUICK HITS

- 2024 First-Year SEC Academic Honor Roll
- 2025 Spring SEC Academic Honor Roll

SINGLE GAME CAREER HIGHS

| | | |
|----------------|----|---------------------------------|
| At Bats | 1 | 9x last Jackson State (3/17/26) |
| Hits | -- | -- |
| Runs Scored | 1 | 3x last Grambling (3/31/26) |
| Runs Batted In | -- | -- |
| Doubles | -- | -- |
| Triples | -- | -- |
| Home Runs | -- | -- |
| Walks | 2 | Alcorn State (2/18/26) |
| Stolen Bases | -- | -- |

MISCELLANEOUS STATS

| | 2025 | CAREER |
|-------------|------|--------|
| 2 Hit Game | -- | -- |
| 3 Hit Game | -- | -- |
| 4+ Hit Game | -- | -- |
| 2 RBI Game | -- | -- |
| 3 RBI Game | -- | -- |
| 4+ RBI Game | -- | -- |

GAME-BY-GAME HITTING STATS

| DATE | OPP | POS | AB | R | H | RBI | 2B | 3B | HR | BB | K | SB | CS | AVG |
|---------------|---------------|-------|----------|----------|----------|----------|----------|----------|----------|----------|----------|----------|----------|-------------|
| 2/18 | ALCORN STATE | PH/1B | 1 | 1 | 0 | 0 | 0 | 0 | 0 | 2 | 0 | 1 | 1 | .000 |
| 2/24 | AUSTIN PEAY | PH/DH | 1 | 0 | 0 | 0 | 0 | 0 | 0 | 0 | 1 | 0 | 0 | .000 |
| 3/7 | LIPSCOMB | PH/1B | 1 | 1 | 0 | 0 | 0 | 0 | 0 | 1 | 1 | 0 | 0 | .000 |
| 3/17 | JACKSON STATE | PH | 1 | 0 | 0 | 0 | 0 | 0 | 0 | 0 | 0 | 0 | 0 | .000 |
| 3/31 | GRAMBLING | PH/C | 0 | 1 | 0 | 0 | 0 | 0 | 0 | 0 | 0 | 0 | 0 | .000 |
| 5/5 | NICHOLLS | PH | 1 | 0 | 0 | 0 | 0 | 0 | 0 | 0 | 0 | 0 | 0 | .000 |
| TOTALS | | | 5 | 3 | 0 | 0 | 0 | 0 | 0 | 3 | 2 | 1 | 1 | .000 |

CAREER HITTING STATS

| YEAR | AVG | GP-GS | AB | R | H | 2B | 3B | HR | RBI | TB | SLG% | BB | HP | SO | GDP | OB% | SF | SH |
|--------------|-------------|-------------|----------|----------|----------|----------|----------|----------|----------|----------|-------------|----------|----------|----------|----------|-------------|----------|----------|
| 2024 | | | | | | | | | | | | | | | | | | |
| | | | | | | | | | | | | | | | | | | |
| 2025 | .000 | 6-1 | 5 | 0 | 0 | 0 | 0 | 0 | 0 | 0 | .000 | 1 | 0 | 3 | 0 | .167 | 0 | 0 |
| 2026 | .000 | 6-0 | 5 | 3 | 0 | 0 | 0 | 0 | 0 | 0 | .000 | 3 | 1 | 2 | 0 | .444 | 0 | 0 |
| TOTAL | .000 | 12-1 | 9 | 3 | 0 | 0 | 0 | 0 | 0 | 0 | .000 | 4 | 1 | 5 | 0 | .333 | 0 | 0 |



HITTER PROFILES

27 PETER MERSHON

UTL | R/R | FR. | 6-2 | 205
TAYLORS, S.C. / EASTSIDE HS

QUICK HITS

- Perfect Game Top 100 Freshmen (No. 95)
- Father, Brian, played baseball at Illinois and spent the 1987 season in the Cincinnati Reds organization.
- His brother, David, played baseball for Mississippi State for two years before getting drafted by the Los Angeles Angels in 2024
- His brother Nicholas played at Furman, while his brother Joseph played at College of Charleston and finished his fifth year at Ohio State
- No. 1 prep prospect in South Carolina and the No. 6 catcher nationally according to Perfect Game

SINGLE GAME CAREER HIGHS

| | | |
|----------------|---|------------------------------------|
| At Bats | 3 | Alcorn State (2/18/26) |
| Hits | 2 | Alcorn State (2/18/26) |
| Runs Scored | 1 | 2x last at Arkansas [G2] (3/14/26) |
| Runs Batted In | 4 | Alcorn State (2/18/26) |
| Doubles | | |
| Triples | | |
| Home Runs | | |
| Walks | 1 | 2x last Grambling (3/31/26) |
| Stolen Bases | 1 | vs. Tulane (3/10/26) |

MISCELLANEOUS STATS

| | 2026 | CAREER |
|-------------|------|--------|
| 2 Hit Game | 1 | 1 |
| 3 Hit Game | | |
| 4+ Hit Game | | |
| 2 RBI Game | | |
| 3 RBI Game | | |
| 4+ RBI Game | 1 | 1 |

GAME-BY-GAME HITTING STATS

| DATE | OPP | POS | AB | R | H | RBI | 2B | 3B | HR | BB | K | SB | CS | AVG |
|---------------|-------------------|-------|-----------|----------|----------|----------|----------|----------|----------|----------|----------|----------|----------|-------------|
| 2/18 | ALCORN STATE* | DH | 3 | 0 | 2 | 4 | 0 | 0 | 0 | 1 | 1 | 0 | 0 | .667 |
| 2/21 | DELAWARE | PH | 1 | 1 | 0 | 0 | 0 | 0 | 0 | 0 | 0 | 0 | 0 | .500 |
| 2/24 | AUSTIN PEAY | PH/LF | 1 | 0 | 0 | 0 | 0 | 0 | 0 | 0 | 0 | 0 | 0 | .400 |
| 2/28 | vs. Virginia Tech | PH/LF | 1 | 0 | 0 | 0 | 0 | 0 | 0 | 0 | 0 | 0 | 0 | .333 |
| 3/7 | LIPSCOMB | PH/DH | 2 | 0 | 0 | 1 | 0 | 0 | 0 | 0 | 1 | 0 | 0 | .250 |
| 3/10 | vs. Tulane | PR | 0 | 1 | 0 | 0 | 0 | 0 | 0 | 0 | 0 | 1 | 0 | .250 |
| 3/14(G2) | at Arkansas | PH | 1 | 0 | 0 | 0 | 0 | 0 | 0 | 0 | 1 | 0 | 0 | .222 |
| 3/17 | JACKSON STATE | PH/LF | 0 | 1 | 0 | 0 | 0 | 0 | 0 | 0 | 0 | 0 | 0 | .222 |
| 3/31 | GRAMBLING | PH/DH | 1 | 0 | 1 | 1 | 0 | 0 | 0 | 1 | 0 | 0 | 0 | .300 |
| 4/4 | GEORGIA | PR | 0 | 0 | 0 | 0 | 0 | 0 | 0 | 0 | 0 | 0 | 0 | .300 |
| TOTALS | | | 10 | 3 | 3 | 6 | 0 | 0 | 0 | 2 | 3 | 1 | 0 | .300 |

CAREER HITTING STATS

| YEAR | AVG | GP-GS | AB | R | H | 2B | 3B | HR | RBI | TB | SLG% | BB | HP | SO | GDP | OB% | SF | SH |
|--------------|-------------|-------------|-----------|----------|----------|----------|----------|----------|----------|----------|-------------|----------|----------|----------|----------|-------------|----------|----------|
| 2026 | .300 | 10-1 | 10 | 3 | 3 | 0 | 0 | 0 | 6 | 3 | .300 | 2 | 1 | 3 | 1 | .400 | 2 | 0 |
| TOTAL | .300 | 10-1 | 10 | 3 | 3 | 0 | 0 | 0 | 6 | 3 | .300 | 2 | 1 | 3 | 1 | .400 | 2 | 0 |



31 CHARLIE WORTHAM

UTL | R/R | FR. | 6-1 | 205
ST. PETERS, MO. / DE SMET JESUIT HS

QUICK HITS

- Rated the top catching prospect in Missouri and the No. 4 overall player in the state according to Perfect Game

SINGLE GAME CAREER HIGHS

| | |
|----------------|--|
| At Bats | |
| Hits | |
| Runs Scored | |
| Runs Batted In | |
| Doubles | |
| Triples | |
| Home Runs | |
| Walks | |
| Stolen Bases | |

MISCELLANEOUS STATS

| | 2026 | CAREER |
|-------------|------|--------|
| 2 Hit Game | | |
| 3 Hit Game | | |
| 4+ Hit Game | | |
| 2 RBI Game | | |
| 3 RBI Game | | |
| 4+ RBI Game | | |

GAME-BY-GAME HITTING STATS

| DATE | OPP | POS | AB | R | H | RBI | 2B | 3B | HR | BB | K | SB | CS | AVG |
|------|-----|-----|----|---|---|-----|----|----|----|----|---|----|----|-----|
|------|-----|-----|----|---|---|-----|----|----|----|----|---|----|----|-----|

TOTALS

CAREER HITTING STATS

| YEAR | AVG | GP-GS | AB | R | H | 2B | 3B | HR | RBI | TB | SLG% | BB | HP | SO | GDP | OB% | SF | SH |
|--------------|-------------|------------|----------|----------|----------|----------|----------|----------|----------|----------|-------------|----------|----------|----------|----------|-------------|----------|----------|
| 2026 | .000 | 0-0 | 0 | 0 | 0 | 0 | 0 | 0 | 0 | 0 | .000 | 0 | 0 | 0 | 0 | .000 | 0 | 0 |
| TOTAL | .000 | 0-0 | 0 | 0 | 0 | 0 | 0 | 0 | 0 | 0 | .000 | 0 | 0 | 0 | 0 | .000 | 0 | 0 |



HITTER PROFILES

33 BLAKE BEVIS

1B/OF | R/R | SR. | 6-4 | 230
BRENTWOOD, TENN. / BALL STATE

QUICK HITS

- D1 Baseball Top 50 First Basemen (No. 42)
- 2025 First Team All-MAC
- 2025 Academic All-MAC
- 2025 CSC Academic All-District
- D1 Baseball's No. 2 MAC Preseason Prospect in the 2025 MLB Draft
- 2024 Second Team All-MAC
- 2024 MAC Co-Player of the Week (May 20)
- Father, Bob, pitched at Western Michigan from 1983-87 and was drafted by the Toronto Blue Jays in 1987
- Pitched in 16 games as a reliever for Ball State from 2023-25 with a perfect 1-0 record.

SINGLE GAME CAREER HIGHS

| | | |
|----------------|---|--|
| At Bats | 7 | 2x last at Eastern Michigan (4/4/25)* |
| Hits | 4 | 2x last at Eastern Michigan (4/4/25)* |
| Runs Scored | 4 | 2x last Lipscomb (3/7/26) |
| Runs Batted In | 6 | Alcorn State (2/18/26) |
| Doubles | 3 | vs. Indiana (4/24/24)* |
| Triples | 1 | 4x last vs. Purdue Fort Wayne (3/11/25)* |
| Home Runs | 2 | 4x last vs. Miami (OH) (5/16/25)* |
| Walks | 2 | 4x last Troy (2/17/26) |
| Stolen Bases | 1 | 5x last Troy (2/17/26) |

*Statistics from Ball State

MISCELLANEOUS STATS

| | 2026 | CAREER |
|-------------|------|--------|
| 2 Hit Game | 4 | 41 |
| 3 Hit Game | 2 | 16 |
| 4+ Hit Game | | 2 |
| 2 RBI Game | | 25 |
| 3 RBI Game | 2 | 13 |
| 4+ RBI Game | 1 | 5 |

GAME-BY-GAME HITTING STATS

| DATE | OPP | POS | AB | R | H | RBI | 2B | 3B | HR | BB | K | SB | CS | AVG |
|---------------|--------------------|-------|-----------|-----------|-----------|-----------|----------|----------|----------|-----------|-----------|----------|----------|-------------|
| 2/13 | HOFSTRA** | 1B | 2 | 0 | 0 | 0 | 0 | 0 | 0 | 2 | 1 | 0 | 0 | .000 |
| 2/14(G2) | HOFSTRA | 1B | 2 | 0 | 0 | 0 | 0 | 0 | 0 | 0 | 1 | 0 | 0 | .000 |
| 2/17 | TROY* | 1B | 3 | 1 | 2 | 0 | 0 | 0 | 0 | 2 | 1 | 1 | 0 | .286 |
| 2/18 | ALCORN STATE* | 1B/LF | 3 | 3 | 2 | 6 | 0 | 0 | 1 | 1 | 0 | 0 | 0 | .400 |
| 2/21 | DELAWARE | PH | 1 | 1 | 1 | 2 | 0 | 0 | 1 | 0 | 0 | 0 | 0 | .455 |
| 2/22 | DELAWARE* | 1B | 2 | 1 | 0 | 0 | 0 | 0 | 0 | 0 | 0 | 0 | 0 | .385 |
| 2/24 | AUSTIN PEAY* | 1B | 1 | 2 | 1 | 0 | 1 | 0 | 0 | 1 | 0 | 0 | 0 | .429 |
| 2/27 | vs. Arizona State* | 1B | 2 | 1 | 1 | 0 | 0 | 0 | 0 | 1 | 0 | 0 | 0 | .438 |
| 3/5 | LIPSCOMB* | 1B | 2 | 0 | 0 | 0 | 0 | 0 | 0 | 0 | 1 | 0 | 0 | .389 |
| 3/7 | LIPSCOMB* | LF | 3 | 4 | 2 | 1 | 0 | 0 | 0 | 1 | 0 | 0 | 0 | .429 |
| 3/14(G2) | at Arkansas* | LF | 2 | 1 | 0 | 0 | 0 | 0 | 0 | 0 | 1 | 0 | 0 | .391 |
| 3/17 | JACKSON STATE | PH/1B | 2 | 1 | 1 | 0 | 1 | 0 | 0 | 0 | 0 | 0 | 0 | .400 |
| 3/24 | SOUTHERN MISS | PH/LF | 1 | 0 | 0 | 0 | 0 | 0 | 0 | 0 | 0 | 0 | 0 | .385 |
| 3/31 | GRAMBLING | PH/1B | 2 | 0 | 0 | 0 | 0 | 0 | 0 | 0 | 1 | 0 | 0 | .357 |
| 4/18 | at South Carolina* | 1B | 4 | 2 | 3 | 3 | 0 | 0 | 1 | 1 | 0 | 0 | 0 | .406 |
| 4/19 | at South Carolina* | 1B | 3 | 1 | 1 | 3 | 0 | 0 | 1 | 0 | 0 | 0 | 0 | .400 |
| 4/21 | MEMPHIS* | LF | 4 | 2 | 3 | 0 | 2 | 0 | 0 | 0 | 0 | 0 | 0 | .436 |
| 4/24 | LSU* | 1B/LF | 3 | 1 | 2 | 3 | 0 | 0 | 1 | 0 | 1 | 0 | 0 | .452 |
| 4/25 | LSU* | 1B | 4 | 2 | 1 | 2 | 0 | 0 | 0 | 1 | 2 | 0 | 0 | .435 |
| 4/26 | LSU* | 1B | 3 | 0 | 1 | 2 | 0 | 0 | 0 | 1 | 0 | 0 | 0 | .429 |
| 4/28 | vs. Ole Miss* | 1B | 4 | 0 | 1 | 0 | 0 | 0 | 0 | 0 | 1 | 0 | 0 | .415 |
| 5/1 | vs Texas* | 1B | 3 | 0 | 1 | 0 | 0 | 0 | 0 | 1 | 2 | 0 | 0 | .411 |
| 5/2 | vs. Texas* | 1B | 3 | 1 | 1 | 0 | 0 | 0 | 0 | 0 | 1 | 0 | 0 | .407 |
| 5/3 | vs. Texas* | 1B | 4 | 1 | 0 | 0 | 0 | 0 | 0 | 1 | 1 | 0 | 0 | .381 |
| 5/5 | NICHOLLS* | LF | 3 | 2 | 1 | 1 | 1 | 0 | 0 | 1 | 1 | 0 | 0 | .379 |
| 5/7 | AUBURN* | 1B | 4 | 1 | 2 | 0 | 0 | 0 | 0 | 0 | 0 | 0 | 0 | .386 |
| 5/9 | AUBURN* | LF | 4 | 0 | 0 | 0 | 0 | 0 | 0 | 0 | 1 | 0 | 0 | .365 |
| 5/14 | at Texas A&M* | 1B | 2 | 2 | 0 | 0 | 0 | 0 | 0 | 1 | 0 | 0 | 0 | .355 |
| 5/16 | at Texas A&M | PH | 1 | 0 | 0 | 0 | 0 | 0 | 0 | 0 | 0 | 0 | 0 | .351 |
| 5/21 | vs. Georgia | PH | 1 | 0 | 0 | 0 | 0 | 0 | 0 | 0 | 0 | 0 | 0 | .346 |
| TOTALS | | | 78 | 30 | 27 | 23 | 5 | 0 | 5 | 14 | 17 | 1 | 0 | .346 |

CAREER HITTING STATS

| YEAR | AVG | GP-GS | AB | R | H | 2B | 3B | HR | RBI | TB | SLG% | BB | HP | SO | GDP | OB% | SF | SH |
|--------------|-------------|----------------|------------|------------|------------|-----------|----------|-----------|------------|------------|-------------|-----------|-----------|------------|----------|-------------|----------|----------|
| 2023* | .273 | 59-50 | 194 | 34 | 53 | 14 | 2 | 11 | 39 | 104 | .536 | 6 | 12 | 47 | 1 | .333 | 1 | 1 |
| 2024* | .310 | 59-59 | 229 | 48 | 71 | 16 | 0 | 12 | 55 | 123 | .537 | 15 | 10 | 61 | 2 | .372 | 4 | 0 |
| 2025* | .301 | 57-57 | 226 | 49 | 68 | 13 | 2 | 18 | 52 | 139 | .615 | 18 | 7 | 52 | 4 | .369 | 1 | 0 |
| 2026 | .346 | 29-24 | 78 | 30 | 27 | 5 | 0 | 5 | 23 | 47 | .603 | 14 | 4 | 17 | 1 | .459 | 2 | 0 |
| TOTAL | .301 | 204-190 | 727 | 161 | 219 | 48 | 4 | 46 | 169 | 413 | .568 | 53 | 33 | 177 | 8 | .371 | 8 | 1 |

*Statistics from Ball State

34 GEHRIG FREI

INF/OF | S/R | GR. | 6-1 | 210
ALPHARETTA, GA. / NORTH ALABAMA

QUICK HITS

- 2026 D1Baseball Top 50 Second Basemen (No. 48)
- 2025 First Year SEC Academic Honor Roll
- 2024 CSC Academic All-District
- 2024 Third Team All-ASUN (3B)
- 2023 ASUN All-Freshman Team

SINGLE GAME CAREER HIGHS

| | | |
|----------------|---|------------------------------------|
| At Bats | 6 | 7x last at Texas A&M (5/14/26) |
| Hits | 5 | 2x last at Bellarmine (4/14/2024)* |
| Runs Scored | 4 | 2x last vs. Samford (5/1/2024)* |
| Runs Batted In | 6 | 2x last vs. Samford (5/1/2024)* |
| Doubles | 2 | 3x last at Auburn (4/26/25) |
| Triples | 1 | 2x last Lipscomb (3/6/26) |
| Home Runs | 2 | 2x last vs. Florida (4/20/25) |
| Walks | 3 | at Bellarmine (4/13/2024)* |
| Stolen Bases | 2 | Hofstra (2/13/26) |

*Career highs from North Alabama

MISCELLANEOUS STATS

| | 2026 | CAREER |
|-------------|------|--------|
| 2 Hit Game | 17 | 55 |
| 3 Hit Game | 3 | 17 |
| 4+ Hit Game | | 1 |
| 2 RBI Game | 8 | 16 |
| 3 RBI Game | 1 | 7 |
| 4+ RBI Game | | 5 |

GAME-BY-GAME HITTING STATS

| DATE | OPP | POS | AB | R | H | RBI | 2B | 3B | HR | BB | K | SB | CS | AVG |
|---------------|--------------------|-------|------------|-----------|-----------|-----------|-----------|----------|----------|-----------|-----------|----------|----------|-------------|
| 2/13 | HOFSTRA* | 2B | 2 | 0 | 0 | 0 | 0 | 0 | 0 | 2 | 0 | 2 | 0 | .000 |
| 2/14(G1) | HOFSTRA | PH/2B | 1 | 0 | 1 | 1 | 0 | 0 | 0 | 0 | 0 | 0 | 0 | .333 |
| 2/14(G2) | HOFSTRA* | 2B | 4 | 0 | 1 | 0 | 0 | 0 | 0 | 1 | 0 | 0 | 0 | .286 |
| 2/17 | TROY* | 2B | 5 | 0 | 1 | 1 | 0 | 1 | 0 | 0 | 2 | 0 | 0 | .250 |
| 2/20 | DELAWARE* | 2B | 5 | 1 | 2 | 1 | 1 | 0 | 0 | 0 | 0 | 0 | 1 | .294 |
| 2/21 | DELAWARE* | 2B | 2 | 1 | 2 | 0 | 1 | 0 | 0 | 1 | 0 | 0 | 0 | .368 |
| 2/22 | DELAWARE | PH/2B | 2 | 0 | 1 | 1 | 0 | 0 | 0 | 0 | 0 | 0 | 0 | .381 |
| 2/24 | AUSTIN PEAY | PH/2B | 2 | 1 | 1 | 0 | 0 | 0 | 0 | 0 | 0 | 0 | 0 | .391 |
| 2/27 | vs. Arizona State | PH/2B | 2 | 1 | 1 | 3 | 0 | 0 | 1 | 1 | 0 | 0 | 0 | .400 |
| 2/28 | vs. Virginia Tech* | 2B | 5 | 2 | 2 | 0 | 1 | 0 | 0 | 1 | 1 | 0 | 0 | .400 |
| 3/1 | vs. UCLA* | 2B | 5 | 1 | 1 | 0 | 1 | 0 | 0 | 0 | 1 | 0 | 0 | .371 |
| 3/3 | at Southern Miss* | 2B | 5 | 1 | 1 | 0 | 0 | 0 | 0 | 0 | 2 | 1 | 0 | .350 |
| 3/5 | LIPSCOMB | PH/2B | 2 | 1 | 1 | 1 | 0 | 0 | 0 | 0 | 0 | 0 | 0 | .357 |
| 3/6 | LIPSCOMB* | DH | 5 | 0 | 2 | 1 | 0 | 1 | 0 | 0 | 2 | 0 | 0 | .362 |
| 3/7 | LIPSCOMB* | 2B/3B | 4 | 3 | 1 | 2 | 0 | 0 | 1 | 1 | 1 | 0 | 0 | .353 |
| 3/10 | vs. Tulane* | DH | 5 | 1 | 2 | 2 | 1 | 0 | 0 | 0 | 2 | 0 | 0 | .357 |
| 3/13 | at Arkansas* | 2B | 3 | 0 | 0 | 0 | 0 | 0 | 0 | 1 | 2 | 0 | 0 | .339 |
| 3/14(G1) | at Arkansas | PH | 1 | 0 | 0 | 0 | 0 | 0 | 0 | 0 | 1 | 0 | 0 | .333 |
| 3/17 | JACKSON STATE* | 2B | 4 | 2 | 2 | 1 | 0 | 0 | 0 | 1 | 0 | 1 | 0 | .344 |
| 3/20 | VANDERBILT* | 2B | 3 | 1 | 0 | 0 | 0 | 0 | 0 | 1 | 0 | 0 | 0 | .328 |
| 3/21 | VANDERBILT* | 2B | 4 | 0 | 0 | 0 | 0 | 0 | 0 | 1 | 1 | 0 | 0 | .310 |
| 3/22 | VANDERBILT* | 2B | 5 | 1 | 2 | 1 | 0 | 0 | 0 | 0 | 3 | 0 | 0 | .316 |
| 3/24 | SOUTHERN MISS* | 2B | 2 | 1 | 2 | 2 | 0 | 0 | 0 | 0 | 0 | 1 | 0 | .333 |
| 3/28 | at Ole Miss* | 2B | 4 | 1 | 2 | 2 | 0 | 0 | 1 | 0 | 0 | 0 | 0 | .341 |
| 3/29 | at Ole Miss* | 2B | 4 | 1 | 1 | 0 | 1 | 0 | 0 | 0 | 0 | 0 | 0 | .337 |
| 3/31 | GRAMBLING* | 2B | 3 | 0 | 2 | 3 | 1 | 0 | 0 | 0 | 1 | 0 | 0 | .348 |
| 4/2 | GEORGIA* | 2B | 4 | 2 | 3 | 1 | 0 | 0 | 1 | 0 | 1 | 0 | 0 | .366 |
| 4/3 | GEORGIA* | 2B | 5 | 0 | 0 | 0 | 0 | 0 | 0 | 0 | 1 | 0 | 0 | .347 |
| 4/4 | GEORGIA* | 2B | 5 | 1 | 1 | 2 | 0 | 0 | 1 | 0 | 1 | 0 | 0 | .340 |
| 4/7 | UAB* | DH | 3 | 1 | 2 | 1 | 0 | 0 | 0 | 1 | 0 | 1 | 0 | .349 |
| 4/10 | TENNESSEE* | 2B | 4 | 0 | 0 | 0 | 0 | 0 | 0 | 0 | 1 | 0 | 0 | .336 |
| 4/11 | TENNESSEE* | 2B | 4 | 1 | 2 | 1 | 0 | 0 | 1 | 0 | 2 | 0 | 0 | .342 |
| 4/12 | TENNESSEE | 2B | 3 | 0 | 2 | 0 | 1 | 0 | 0 | 0 | 0 | 0 | 0 | .350 |
| 4/14 | at Samford* | 2B | 3 | 0 | 1 | 2 | 0 | 0 | 0 | 1 | 1 | 0 | 1 | .350 |
| 4/17 | at South Carolina* | 2B | 5 | 1 | 2 | 1 | 0 | 0 | 1 | 0 | 0 | 0 | 0 | .352 |
| 4/18 | at South Carolina* | 2B | 5 | 0 | 0 | 1 | 0 | 0 | 0 | 0 | 2 | 0 | 0 | .338 |
| 4/19 | at South Carolina* | 2B | 4 | 2 | 1 | 0 | 0 | 0 | 0 | 1 | 0 | 0 | 0 | .336 |
| 4/21 | MEMPHIS* | 2B | 5 | 0 | 1 | 0 | 1 | 0 | 0 | 0 | 0 | 0 | 0 | .331 |
| 4/24 | LSU* | 2B | 6 | 0 | 1 | 1 | 0 | 0 | 0 | 0 | 0 | 0 | 0 | .324 |
| 4/25 | LSU* | 2B | 3 | 2 | 1 | 0 | 0 | 0 | 0 | 2 | 1 | 0 | 0 | .324 |
| 4/26 | LSU* | 2B | 4 | 2 | 1 | 1 | 1 | 0 | 0 | 1 | 1 | 0 | 0 | .322 |
| 4/28 | vs. Ole Miss* | 2B | 4 | 1 | 2 | 0 | 0 | 0 | 0 | 0 | 0 | 0 | 0 | .327 |
| 5/1 | vs. Texas* | 2B | 4 | 1 | 1 | 1 | 0 | 0 | 1 | 0 | 1 | 0 | 0 | .325 |
| 5/2 | vs. Texas* | 2B | 5 | 0 | 1 | 0 | 0 | 0 | 0 | 0 | 1 | 0 | 0 | .321 |
| 5/3 | vs. Texas* | 2B | 4 | 0 | 0 | 0 | 0 | 0 | 0 | 1 | 2 | 0 | 0 | .314 |
| 5/5 | NICHOLLS* | 2B | 2 | 2 | 1 | 1 | 0 | 0 | 0 | 1 | 1 | 0 | 0 | .316 |
| 5/7 | AUBURN* | 2B | 5 | 1 | 2 | 2 | 0 | 0 | 1 | 0 | 1 | 0 | 0 | .318 |
| 5/8 | AUBURN* | 2B | 4 | 0 | 1 | 0 | 0 | 0 | 0 | 1 | 0 | 0 | 0 | .317 |
| 5/9 | AUBURN* | 2B | 4 | 1 | 3 | 0 | 0 | 0 | 0 | 0 | 0 | 0 | 0 | .326 |
| 5/14 | at Texas A&M* | 2B | 6 | 2 | 3 | 2 | 0 | 0 | 0 | 0 | 2 | 0 | 0 | .332 |
| 5/15 | at Texas A&M* | 2B | 5 | 1 | 1 | 0 | 1 | 0 | 0 | 0 | 2 | 0 | 0 | .328 |
| 5/16 | at Texas A&M* | 2B | 5 | 0 | 2 | 0 | 0 | 0 | 0 | 0 | 2 | 0 | 0 | .330 |
| 5/20 | vs. Missouri* | 2B | 3 | 1 | 1 | 2 | 0 | 0 | 0 | 0 | 0 | 0 | 0 | .330 |
| 5/21 | vs. Georgia* | 2B | 4 | 1 | 1 | 0 | 1 | 0 | 0 | 0 | 0 | 0 | 0 | .329 |
| TOTALS | | | 207 | 43 | 68 | 41 | 12 | 2 | 9 | 19 | 43 | 6 | 2 | .329 |

CAREER HITTING STATS

| YEAR | AVG | GP-GS | AB | R | H | 2B | 3B | HR | RBI | TB | SLG% | BB | HP | SO | GDP | OB% | SF | SH |
|--------------|-------------|----------------|------------|------------|------------|-----------|----------|-----------|------------|------------|-------------|-----------|-----------|------------|-----------|-------------|----------|----------|
| 2023* | .293 | 51-51 | 198 | 32 | 58 | 13 | 0 | 7 | 31 | 92 | .465 | 22 | 4 | 40 | 3 | .373 | 1 | 2 |
| 2024* | .320 | 54-54 | 206 | 51 | 66 | 12 | 0 | 15 | 49 | 123 | .597 | 25 | 11 | 26 | 7 | .420 | 1 | 0 |
| 2025 | .345 | 50-33 | 145 | 33 | 50 | 11 | 0 | 8 | 17 | 85 | .586 | 25 | 7 | 21 | 4 | .404 | 1 | 0 |
| 2026 | .329 | 54-47 | 207 | 43 | 68 | 12 | 2 | 9 | 41 | 111 | .536 | 19 | 3 | 43 | 4 | .393 | 0 | 1 |
| TOTAL | .320 | 209-185 | 756 | 159 | 242 | 48 | 2 | 39 | 138 | 411 | .544 | 74 | 25 | 130 | 18 | .397 | 3 | 3 |

*Statistics from North Alabama



38 BRYCE CHANCE

OF | R/R | GR. | 5-10 | 180
RIDGELAND, MISS. / MADISON-RIDGELAND ACADEMY

QUICK HITS

- 2026 All-SEC second team
- 2026 SEC Community Service Team
- 2026 Tony Gwynn Trophy Starting 9
- 2026 Perfect Game Top 100 Seniors (No. 93)
- 2026 D1Baseball Top 150 Outfielders (No. 94)
- 2025 Tallahassee All-Regional Team
- 2025 Spring SEC Academic Honor Roll
- 2024 SEC Spring Academic Honor Roll
- 2024 Charlottesville All-Regional Team (OF)
- 2023 SEC Spring Academic Honor Roll
- 2023 SEC Freshman of the Week (Feb. 20)
- Hardest player to strike out in the SEC in 2024
- 1,000 career fielding percentage
- Began career as a walk-on
- Only Bulldog to play for MSU prior to the 2025 season
- Nickname is "Beans"

SINGLE GAME CAREER HIGHS

| | | |
|----------------|---|-------------------------------------|
| At Bats | 6 | 3x last at South Carolina (4/19/26) |
| Hits | 4 | 2x last Vanderbilt (3/22/26) |
| Runs Scored | 4 | vs Southern Miss (3/5/25) |
| Runs Batted In | 5 | last Auburn (5/7/26) |
| Doubles | 2 | vs South Carolina (4/6/25) |
| Triples | 1 | 2x last vs Ole Miss (5/9/25) |
| Home Runs | 1 | 14x last Auburn (5/7/26) |
| Walks | 3 | vs. Austin Peay (2/21/24) |
| Stolen Bases | 3 | Alcorn State (2/18/26) |

MISCELLANEOUS STATS

| | 2026 | CAREER |
|-------------|------|--------|
| 2 Hit Game | 14 | 50 |
| 3 Hit Game | 3 | 11 |
| 4+ Hit Game | 1 | 2 |
| 2 RBI Game | 3 | 20 |
| 3 RBI Game | 1 | 9 |
| 4+ RBI Game | 2 | 4 |

CHANCE'S GAME-BY-GAME HITTING STATS

| DATE | OPP | POS | AB | R | H | RBI | 2B | 3B | HR | BB | K | SB | CS | AVG |
|---------------|--------------------|-------|------------|-----------|-----------|-----------|-----------|----------|----------|-----------|-----------|-----------|----------|-------------|
| 2/13 | HOFSTRA* | LF | 4 | 0 | 0 | 0 | 0 | 0 | 0 | 0 | 0 | 0 | 0 | .000 |
| 2/14(G1) | HOFSTRA* | LF | 3 | 1 | 2 | 1 | 0 | 0 | 0 | 1 | 0 | 1 | 0 | .286 |
| 2/14(G2) | HOFSTRA* | LF | 3 | 1 | 1 | 1 | 0 | 0 | 0 | 0 | 1 | 0 | 0 | .300 |
| 2/17 | TROY | LF | 1 | 0 | 0 | 0 | 0 | 0 | 0 | 0 | 1 | 0 | 0 | .273 |
| 2/18 | ALCORN STATE* | RF/CF | 2 | 2 | 0 | 0 | 0 | 0 | 1 | 0 | 3 | 0 | 0 | .231 |
| 2/20 | DELAWARE* | LF | 3 | 2 | 3 | 1 | 1 | 0 | 0 | 0 | 0 | 0 | 0 | .375 |
| 2/21 | DELAWARE* | LF | 4 | 1 | 2 | 0 | 0 | 0 | 0 | 0 | 0 | 0 | 0 | .400 |
| 2/22 | DELAWARE* | CF | 2 | 2 | 1 | 1 | 0 | 0 | 1 | 0 | 0 | 0 | 0 | .409 |
| 2/24 | AUSTIN PEAY* | RF/LF | 3 | 1 | 2 | 2 | 1 | 0 | 0 | 0 | 0 | 0 | 0 | .440 |
| 2/27 | vs. Arizona State* | RF/LF | 3 | 1 | 1 | 1 | 0 | 0 | 0 | 0 | 0 | 0 | 0 | .429 |
| 2/28 | vs. Virginia Tech* | LF | 3 | 2 | 2 | 2 | 1 | 0 | 0 | 0 | 0 | 0 | 0 | .452 |
| 3/1 | vs. UCLA* | LF | 3 | 0 | 1 | 0 | 0 | 0 | 0 | 1 | 1 | 0 | 1 | .441 |
| 3/3 | at Southern Miss* | CF | 2 | 1 | 0 | 0 | 0 | 0 | 0 | 1 | 0 | 0 | 0 | .417 |
| 3/5 | LIPSCOMB* | CF | 4 | 0 | 2 | 1 | 1 | 0 | 0 | 0 | 0 | 1 | 0 | .425 |
| 3/6 | LIPSCOMB* | CF | 1 | 2 | 0 | 0 | 0 | 0 | 2 | 0 | 1 | 0 | 0 | .415 |
| 3/7 | LIPSCOMB* | CF | 1 | 2 | 1 | 0 | 0 | 0 | 0 | 1 | 0 | 0 | 0 | .429 |
| 3/10 | vs. Tulane* | CF | 3 | 1 | 1 | 0 | 1 | 0 | 0 | 0 | 1 | 0 | 0 | .422 |
| 3/13 | at Arkansas* | LF | 4 | 1 | 3 | 0 | 1 | 0 | 0 | 0 | 0 | 0 | 0 | .449 |
| 3/14(G1) | at Arkansas* | LF | 2 | 2 | 1 | 0 | 0 | 0 | 2 | 0 | 0 | 1 | 0 | .451 |
| 3/14(G2) | at Arkansas* | RF/LF | 4 | 0 | 1 | 1 | 0 | 0 | 0 | 0 | 0 | 0 | 0 | .436 |
| 3/17 | JACKSON STATE* | LF/CF | 3 | 1 | 1 | 2 | 1 | 0 | 0 | 1 | 0 | 0 | 0 | .431 |
| 3/20 | VANDERBILT* | LF | 3 | 0 | 1 | 0 | 1 | 0 | 0 | 0 | 0 | 0 | 0 | .426 |
| 3/21 | VANDERBILT* | LF | 4 | 0 | 2 | 2 | 1 | 0 | 0 | 0 | 0 | 0 | 0 | .431 |
| 3/22 | VANDERBILT* | LF | 5 | 1 | 4 | 3 | 1 | 0 | 0 | 0 | 0 | 0 | 0 | .457 |
| 3/24 | SOUTHERN MISS* | LF | 3 | 1 | 1 | 0 | 0 | 0 | 0 | 0 | 0 | 0 | 0 | .452 |
| 3/27 | at Ole Miss* | LF | 4 | 1 | 2 | 0 | 1 | 0 | 0 | 0 | 0 | 0 | 0 | .455 |
| 3/28 | at Ole Miss* | LF | 4 | 0 | 1 | 0 | 0 | 0 | 0 | 0 | 0 | 0 | 0 | .444 |
| 3/29 | at Ole Miss* | LF | 4 | 0 | 1 | 0 | 0 | 0 | 0 | 0 | 0 | 1 | 0 | .435 |
| 3/31 | GRAMBLING* | LF | 1 | 1 | 0 | 0 | 0 | 0 | 0 | 0 | 0 | 0 | 0 | .430 |
| 4/2 | GEORGIA* | LF | 4 | 0 | 1 | 1 | 0 | 0 | 0 | 0 | 1 | 0 | 0 | .422 |
| 4/3 | GEORGIA* | LF/CF | 3 | 0 | 0 | 0 | 0 | 0 | 1 | 2 | 0 | 0 | 0 | .409 |
| 4/4 | GEORGIA* | CF | 4 | 1 | 2 | 0 | 1 | 0 | 0 | 1 | 2 | 0 | 0 | .412 |
| 4/7 | UAB* | CF | 3 | 1 | 1 | 0 | 1 | 0 | 0 | 1 | 0 | 0 | 0 | .410 |
| 4/10 | TENNESSEE* | LF | 3 | 0 | 0 | 0 | 0 | 0 | 0 | 1 | 1 | 0 | 0 | .398 |
| 4/11 | TENNESSEE* | LF | 4 | 0 | 0 | 0 | 0 | 0 | 0 | 0 | 0 | 0 | 0 | .383 |
| 4/12 | TENNESSEE* | LF | 2 | 0 | 0 | 0 | 0 | 0 | 0 | 0 | 0 | 0 | 0 | .376 |
| 4/14 | at Samford* | LF/CF | 2 | 2 | 0 | 0 | 0 | 0 | 0 | 2 | 0 | 0 | 0 | .369 |
| 4/17 | at South Carolina* | LF | 3 | 0 | 1 | 0 | 0 | 0 | 0 | 0 | 0 | 0 | 0 | .368 |
| 4/18 | at South Carolina* | LF | 5 | 1 | 2 | 1 | 1 | 0 | 0 | 0 | 0 | 0 | 0 | .370 |
| 4/19 | at South Carolina* | LF | 6 | 0 | 2 | 0 | 0 | 0 | 0 | 0 | 0 | 0 | 1 | .368 |
| 4/21 | MEMPHIS* | CF/LF | 4 | 0 | 1 | 0 | 0 | 0 | 0 | 0 | 1 | 0 | 0 | .364 |
| 4/24 | LSU* | LF/CF | 6 | 2 | 2 | 0 | 1 | 0 | 0 | 0 | 1 | 0 | 0 | .363 |
| 4/25 | LSU* | LF | 4 | 0 | 0 | 0 | 0 | 0 | 0 | 1 | 2 | 0 | 0 | .353 |
| 4/26 | LSU* | LF | 4 | 2 | 2 | 0 | 0 | 0 | 0 | 0 | 0 | 0 | 0 | .357 |
| 4/28 | vs. Ole Miss* | LF | 4 | 1 | 1 | 1 | 0 | 0 | 0 | 0 | 0 | 0 | 0 | .354 |
| 5/1 | vs. Texas* | LF | 4 | 0 | 1 | 0 | 0 | 0 | 0 | 0 | 0 | 0 | 0 | .351 |
| 5/2 | vs. Texas* | LF | 4 | 1 | 2 | 1 | 1 | 0 | 0 | 0 | 0 | 0 | 0 | .355 |
| 5/3 | vs. Texas* | CF | 2 | 1 | 2 | 4 | 1 | 0 | 1 | 2 | 0 | 1 | 0 | .363 |
| 5/5 | NICHOLLS* | CF | 2 | 2 | 1 | 0 | 0 | 0 | 0 | 1 | 0 | 1 | 0 | .365 |
| 5/7 | AUBURN* | CF | 5 | 2 | 3 | 5 | 1 | 0 | 1 | 0 | 1 | 0 | 0 | .372 |
| 5/8 | AUBURN* | CF | 4 | 0 | 1 | 1 | 0 | 0 | 0 | 0 | 1 | 0 | 0 | .369 |
| 5/9 | AUBURN* | CF | 2 | 0 | 1 | 0 | 0 | 0 | 0 | 1 | 0 | 0 | 0 | .371 |
| 5/14 | at Texas A&M* | CF/LF | 5 | 1 | 1 | 0 | 0 | 0 | 0 | 1 | 1 | 0 | 0 | .366 |
| 5/15 | at Texas A&M* | CF | 4 | 1 | 0 | 0 | 0 | 0 | 0 | 0 | 0 | 0 | 0 | .358 |
| 5/16 | at Texas A&M* | CF | 4 | 0 | 0 | 1 | 0 | 0 | 0 | 0 | 1 | 0 | 0 | .350 |
| 5/20 | vs. Missouri* | CF | 2 | 3 | 1 | 0 | 0 | 0 | 0 | 1 | 0 | 1 | 0 | .351 |
| 5/21 | vs. Georgia* | CF | 3 | 0 | 0 | 0 | 0 | 0 | 0 | 0 | 0 | 0 | 0 | .346 |
| TOTALS | | | 188 | 48 | 65 | 33 | 18 | 0 | 2 | 24 | 16 | 13 | 3 | .346 |

CAREER HITTING STATS

| YEAR | AVG | GP-GS | AB | R | H | 2B | 3B | HR | RBI | TB | SLG% | BB | HP | SO | GDP | OB% | SF | SH |
|--------------|-------------|----------------|------------|------------|------------|-----------|----------|-----------|------------|------------|-------------|-----------|-----------|-----------|-----------|-------------|-----------|-----------|
| 2023 | .330 | 36-27 | 100 | 24 | 33 | 4 | 0 | 2 | 22 | 43 | .430 | 20 | 2 | 15 | 3 | .444 | 2 | 1 |
| 2024 | .286 | 61-57 | 217 | 36 | 62 | 11 | 1 | 6 | 36 | 93 | .429 | 26 | 6 | 18 | 5 | .370 | 5 | 0 |
| 2025 | .332 | 58-56 | 208 | 49 | 69 | 14 | 1 | 4 | 43 | 97 | .466 | 23 | 3 | 39 | 3 | .399 | 4 | 4 |
| 2026 | .346 | 57-56 | 188 | 48 | 65 | 18 | 0 | 2 | 33 | 89 | .473 | 24 | 8 | 16 | 5 | .437 | 2 | 5 |
| TOTAL | .321 | 212-196 | 713 | 157 | 229 | 47 | 2 | 14 | 134 | 322 | .452 | 93 | 19 | 88 | 16 | .407 | 13 | 10 |

49 GATLIN SANDERS

INF | L/R | SR. | 5-11 | 175
MADISON, MISS. / JONES CC
QUICK HITS

- 2025 First Year SEC Academic Honor Roll
- Grandfather Russ Gatlin played baseball for Mississippi State

SINGLE GAME CAREER HIGHS

| | | |
|----------------|----|------------------------------------|
| At Bats | 5 | 3x last at Auburn (4/26/25) |
| Hits | 2 | 11x last at Missouri (5/16/25) |
| Runs Scored | 2 | 4x last Lipscomb (3/7/26) |
| Runs Batted In | 3 | vs. Northeastern (5/30/25) |
| Doubles | 1 | 5x last vs. Northeastern (5/30/25) |
| Triples | -- | -- |
| Home Runs | -- | -- |
| Walks | 2 | 3x last Alcorn State (2/18/26) |
| Stolen Bases | 2 | vs Queens (3/8/25) |

MISCELLANEOUS STATS

| | 2026 | CAREER |
|-------------|------|--------|
| 2 Hit Game | | 12 |
| 3 Hit Game | | -- |
| 4+ Hit Game | | -- |
| 2 RBI Game | | 6 |
| 3 RBI Game | | 1 |
| 4+ RBI Game | | -- |

GAME-BY-GAME HITTING STATS

| DATE | OPP | POS | AB | R | H | RBI | 2B | 3B | HR | BB | K | SB | CS | AVG |
|---------------|-------------------|-------|-----------|----------|----------|----------|----------|----------|----------|----------|----------|----------|----------|-------------|
| 2/14(G1) | HOFSTRA* | 2B | 3 | 0 | 0 | 0 | 0 | 0 | 0 | 0 | 2 | 0 | 0 | .000 |
| 2/18 | ALCORN STATE* | 2B/SS | 3 | 0 | 0 | 0 | 0 | 0 | 0 | 2 | 0 | 0 | 0 | .000 |
| 2/24 | AUSTIN PEAY | PH/SS | 1 | 0 | 0 | 0 | 0 | 0 | 0 | 0 | 1 | 0 | 0 | .000 |
| 3/1 | vs. UCLA | PR | 0 | 0 | 0 | 0 | 0 | 0 | 0 | 0 | 0 | 0 | 0 | .000 |
| 3/2 | at Southern Miss | PR | 0 | 0 | 0 | 0 | 0 | 0 | 0 | 0 | 0 | 0 | 0 | .000 |
| 3/5 | LIPSCOMB | PR | 0 | 1 | 0 | 0 | 0 | 0 | 0 | 0 | 0 | 1 | 0 | .000 |
| 3/7 | LIPSCOMB | PR/SS | 1 | 2 | 0 | 0 | 0 | 0 | 0 | 1 | 0 | 0 | 0 | .000 |
| 3/17 | JACKSON STATE | SS | 1 | 1 | 0 | 0 | 0 | 0 | 0 | 1 | 0 | 0 | 0 | .000 |
| 3/31 | GRAMBLING | PH/SS | 1 | 0 | 0 | 0 | 0 | 0 | 0 | 0 | 0 | 0 | 0 | .000 |
| 4/2 | GEORGIA | PR | 0 | 0 | 0 | 0 | 0 | 0 | 0 | 0 | 0 | 0 | 0 | .000 |
| 4/4 | GEORGIA | PR | 0 | 0 | 0 | 0 | 0 | 0 | 0 | 0 | 0 | 0 | 0 | .000 |
| 4/7 | UAB | PR | 0 | 0 | 0 | 0 | 0 | 0 | 0 | 0 | 0 | 0 | 0 | .000 |
| 4/17 | at South Carolina | PR | 0 | 0 | 0 | 0 | 0 | 0 | 0 | 0 | 0 | 0 | 0 | .000 |
| 4/19 | at South Carolina | PR | 0 | 1 | 0 | 0 | 0 | 0 | 0 | 0 | 0 | 0 | 0 | .000 |
| 4/21 | MEMPHIS | PR | 0 | 1 | 0 | 0 | 0 | 0 | 0 | 0 | 0 | 0 | 0 | .000 |
| 4/24 | LSU | PR | 0 | 1 | 0 | 0 | 0 | 0 | 0 | 0 | 0 | 0 | 0 | .000 |
| 4/25 | LSU | PR | 0 | 1 | 0 | 0 | 0 | 0 | 0 | 0 | 0 | 0 | 0 | .000 |
| 5/5 | NICHOLLS | PH/2B | 2 | 0 | 0 | 0 | 0 | 0 | 0 | 0 | 0 | 0 | 0 | .000 |
| 5/9 | AUBURN | PH/SS | 1 | 0 | 0 | 0 | 0 | 0 | 0 | 0 | 1 | 0 | 0 | .000 |
| 5/16 | at Texas A&M | PR | 0 | 0 | 0 | 0 | 0 | 0 | 0 | 0 | 0 | 0 | 0 | .000 |
| TOTALS | | | 13 | 8 | 0 | 0 | 0 | 0 | 0 | 4 | 4 | 1 | 0 | .000 |

CAREER HITTING STATS

| YEAR | AVG | GP-GS | AB | R | H | 2B | 3B | HR | RBI | TB | SLG% | BB | HP | SO | GDP | OB% | SF | SH |
|--------------|-------------|--------------|------------|-----------|-----------|----------|----------|----------|-----------|-----------|-------------|-----------|----------|-----------|----------|-------------|----------|----------|
| 2025 | .317 | 47-42 | 139 | 26 | 44 | 5 | 0 | 0 | 23 | 49 | .353 | 12 | 9 | 39 | 4 | .401 | 2 | 1 |
| 2026 | .000 | 20-2 | 13 | 6 | 0 | 0 | 0 | 0 | 0 | 0 | .000 | 4 | 0 | 4 | 0 | .235 | 0 | 0 |
| TOTAL | .289 | 66-44 | 152 | 32 | 44 | 5 | 0 | 0 | 23 | 49 | .322 | 16 | 9 | 43 | 4 | .385 | 2 | 1 |



15 TANNER BELIVEAU

UTL/RHP | R/R | FR. | 6-3 | 225
PETAL, MISS. / PETAL HS

QUICK HITS

- Perfect Game Top 100 Freshmen (No. 60)
- Rated the top prep catcher in Mississippi by Perfect Game and the No. 6 overall prospect
- Named to the Dandy Dozen by The Clarion Ledger as a high school senior
- Was listed No.1 on the Prep Baseball MS Heat Sheet throwing 98 MPH

SINGLE GAME CAREER HIGHS

| | |
|----------------|--|
| At Bats | |
| Hits | |
| Runs Scored | |
| Runs Batted In | |
| Doubles | |
| Triples | |
| Home Runs | |
| Walks | |
| Stolen Bases | |

MISCELLANEOUS STATS

| | 2026 | CAREER |
|-------------|------|--------|
| 2 Hit Game | | |
| 3 Hit Game | | |
| 4+ Hit Game | | |
| 2 RBI Game | | |
| 3 RBI Game | | |
| 4+ RBI Game | | |

GAME-BY-GAME HITTING STATS

| DATE | OPP | POS | AB | R | H | RBI | 2B | 3B | HR | BB | K | SB | CS | AVG |
|------|-----|-----|----|---|---|-----|----|----|----|----|---|----|----|-----|
|------|-----|-----|----|---|---|-----|----|----|----|----|---|----|----|-----|

TOTALS

CAREER HITTING STATS

| YEAR | AVG | GP-GS | AB | R | H | 2B | 3B | HR | RBI | TB | SLG% | BB | HP | SO | GDP | OB% | SF | SH |
|--------------|-------------|------------|----------|----------|----------|----------|----------|----------|----------|----------|-------------|----------|----------|----------|----------|-------------|----------|----------|
| 2026 | .000 | 0-0 | 0 | 0 | 0 | 0 | 0 | 0 | 0 | 0 | .000 | 0 | 0 | 0 | 0 | .000 | 0 | 0 |
| TOTAL | .000 | 0-0 | 0 | 0 | 0 | 0 | 0 | 0 | 0 | 0 | .000 | 0 | 0 | 0 | 0 | .000 | 0 | 0 |

SINGLE GAME CAREER HIGHS

| | | |
|-------------|---|-------------------------------|
| Innings | | |
| Strikeouts | 2 | 2x last Austin Peay (2/24/26) |
| Walks (Low) | 0 | Alcorn State (2/18/26) |

MISCELLANEOUS STATS

| | 2026 | CAREER GAMES |
|-----------------------------------|------|--------------|
| 5+ Strikeouts | | |
| 10+ Strikeouts | | |
| 2 or Fewer Hits Allowed | 2 | 2 |
| Longest Scoreless Innings Stretch | 1.1 | 1.0 |
| Wins in a Row* | | |

*no decisions do not break a streak
**designates as current

GAME-BY-GAME PITCHING STATS

| DATE | OPP | GS | IP | H | R | ER | BB | SO | 2B | 3B | HR | WP | BK | HBP | W/L | SV | ERA |
|--------------|--------------|----|------------|----------|----------|----------|----------|----------|----------|----------|----------|----------|----------|----------|------------|----------|-------------|
| 2/18 | ALCORN STATE | - | 1.0 | 0 | 0 | 0 | 0 | 2 | 0 | 0 | 0 | 0 | 0 | 0 | 0/0 | 0 | 0.00 |
| 2/24 | AUSTIN PEAY | - | 0.2 | 2 | 2 | 2 | 2 | 0 | 0 | 0 | 0 | 0 | 0 | 0 | 0/0 | 0 | 0.00 |
| TOTAL | | | 1.2 | 2 | 2 | 2 | 2 | 4 | 0 | 0 | 0 | 0 | 0 | 0 | 0/0 | 0 | 0.00 |

CAREER PITCHING STATS

| YEAR | ERA | W-L | APP | GS | CG | SHO | SV | IP | H | R | ER | BB | SO | BF | B/AVG | WP | HBP |
|--------------|--------------|------------|----------|----------|----------|----------|----------|------------|----------|----------|----------|----------|----------|----------|-------------|----------|----------|
| 2026 | 10.80 | 0-0 | 2 | 0 | 0 | 0 | 0 | 1.2 | 2 | 2 | 2 | 2 | 4 | 9 | .286 | 0 | 0 |
| TOTAL | 10.80 | 0-0 | 2 | 0 | 0 | 0 | 0 | 1.2 | 2 | 2 | 2 | 2 | 4 | 9 | .286 | 0 | 0 |

18 NOAH SULLIVAN

DH/RHP | R/R | SR. | 6-1 | 225
ORLANDO, FLA. / USC UPSTATE

QUICK HITS

- 2026 SEC All-Tournament Team (DH)
- 2026 All-SEC First Team
- 2026 Preseason All-SEC First Team
- 2026 Preseason All-American First Team (NCBWA)
- 2026 D1Baseball Top 50 First Basemen (No. 32)
- 2025 NCBWA All-America First Team
- 2025 Baseball America All-America Third Team
- 2025 ABCA/Rawlings South All-Region Second Team
- 2025 NCBWA Preseason All-America First Team
- 2025 Dick Howser Trophy Semifinalist
- 2025 John Olerud Two-Way Player of the Year Award Semifinalist
- 2025 John Olerud Two-Way Player of the Week (May 7)
- 2025 CSC Academic All-American of the Year
- 2025 CSC Academic All-America First Team
- 2025 First Year SEC Academic Honor Roll
- 2025 Tallahassee All-Regional Team
- 2024 Big South All-Tournament Team (DH)
- 2024 First Team All-Big South (UTL)
- 2022 Collegiate Baseball Freshman All-American
- 2022 Big South Freshman of the Year
- 2022 Second Team All-Big South
- 2022 Big South All-Tournament Team

SINGLE GAME CAREER HIGHS

| | | |
|----------------|---|--------------------------------------|
| At Bats | 6 | 5x last LSU (4/25/26) |
| Hits | 4 | 5x last Lipscomb (3/6/25) |
| Runs Scored | 3 | 16x last at Texas A&M (5/14/26) |
| Runs Batted In | 6 | 3x last Lipscomb (3/7/26) |
| Doubles | 2 | 4x last LSU (4/26/26) |
| Triples | 1 | vs. Ohio (2/18/22)* |
| Home Runs | 2 | 7x last at Texas A&M (5/15/26) |
| Walks | 3 | 3x last vs. Virginia Tech (2/28/26) |
| Stolen Bases | 2 | 3x last vs. South Carolina (4/18/26) |

*Career-highs from USC Upstate

MISCELLANEOUS STATS

| | 2026 | CAREER |
|-------------|------|--------|
| 2 Hit Game | 13 | 57 |
| 3 Hit Game | 6 | 19 |
| 4+ Hit Game | 1 | 5 |
| 2 RBI Game | 5 | 34 |
| 3 RBI Game | 4 | 14 |
| 4+ RBI Game | 2 | 6 |

GAME-BY-GAME HITTING STATS

| DATE | OPP | POS | AB | R | H | RBI | 2B | 3B | HR | BB | K | SB | CS | AVG |
|---------------|--------------------|-----|------------|-----------|-----------|-----------|-----------|----------|-----------|-----------|-----------|-----------|----------|-------------|
| 2/14(G1) | HOFSTRA* | DH | 3 | 1 | 1 | 0 | 0 | 0 | 0 | 0 | 0 | 0 | 0 | .333 |
| 2/14(G2) | HOFSTRA* | DH | 2 | 1 | 1 | 0 | 0 | 0 | 0 | 2 | 0 | 0 | 0 | .400 |
| 2/21 | DELAWARE* | DH | 4 | 1 | 1 | 3 | 0 | 0 | 1 | 0 | 1 | 1 | 0 | .333 |
| 2/22 | DELAWARE* | DH | 3 | 0 | 0 | 1 | 0 | 0 | 0 | 2 | 1 | 0 | 0 | .250 |
| 2/24 | AUSTIN PEAY* | DH | 3 | 2 | 2 | 0 | 0 | 0 | 0 | 1 | 1 | 0 | 0 | .333 |
| 2/27 | vs. Arizona State* | DH | 2 | 1 | 1 | 0 | 0 | 0 | 0 | 2 | 0 | 2 | 0 | .353 |
| 2/28 | vs. Virginia Tech* | DH | 2 | 0 | 0 | 0 | 0 | 0 | 0 | 3 | 0 | 0 | 0 | .316 |
| 3/1 | vs. UCLA* | DH | 5 | 2 | 2 | 1 | 1 | 0 | 1 | 1 | 0 | 0 | 0 | .333 |
| 3/3 | at Southern Miss* | DH | 4 | 1 | 1 | 3 | 1 | 0 | 0 | 1 | 2 | 0 | 0 | .321 |
| 3/5 | LIPSCOMB* | DH | 5 | 1 | 1 | 0 | 0 | 0 | 0 | 0 | 1 | 0 | 0 | .303 |
| 3/6 | LIPSCOMB* | 1B | 5 | 2 | 4 | 4 | 1 | 0 | 1 | 0 | 1 | 1 | 0 | .368 |
| 3/7 | LIPSCOMB* | 1B | 4 | 3 | 3 | 6 | 0 | 0 | 2 | 0 | 0 | 1 | 0 | .405 |
| 3/10 | vs. Tulane* | 1B | 4 | 2 | 1 | 1 | 1 | 0 | 0 | 1 | 1 | 0 | 0 | .391 |
| 3/13 | at Arkansas* | DH | 4 | 0 | 0 | 0 | 0 | 0 | 0 | 1 | 1 | 0 | 0 | .360 |
| 3/14(G1) | at Arkansas* | DH | 3 | 0 | 0 | 0 | 0 | 0 | 0 | 1 | 2 | 0 | 0 | .340 |
| 3/14(G2) | at Arkansas* | DH | 3 | 0 | 1 | 0 | 0 | 0 | 0 | 0 | 0 | 0 | 0 | .339 |
| 3/17 | JACKSON STATE* | DH | 1 | 1 | 0 | 2 | 0 | 0 | 0 | 0 | 1 | 1 | 0 | .333 |
| 3/20 | VANDERBILT* | DH | 3 | 1 | 2 | 0 | 0 | 0 | 0 | 1 | 0 | 0 | 0 | .350 |
| 3/21 | VANDERBILT* | DH | 3 | 1 | 2 | 1 | 1 | 0 | 1 | 1 | 0 | 0 | 0 | .365 |
| 3/22 | VANDERBILT* | DH | 5 | 2 | 3 | 3 | 0 | 0 | 0 | 0 | 1 | 0 | 0 | .382 |
| 3/24 | SOUTHERN MISS* | DH | 2 | 1 | 1 | 1 | 0 | 0 | 0 | 2 | 1 | 0 | 0 | .386 |
| 3/27 | at Ole Miss* | DH | 4 | 0 | 1 | 1 | 1 | 0 | 0 | 0 | 1 | 0 | 0 | .378 |
| 3/28 | at Ole Miss* | DH | 4 | 1 | 1 | 0 | 0 | 0 | 0 | 1 | 2 | 0 | 1 | .373 |
| 3/29 | at Ole Miss* | DH | 4 | 0 | 0 | 0 | 0 | 0 | 0 | 0 | 3 | 0 | 0 | .354 |
| 3/31 | GRAMBLING* | DH | 2 | 2 | 1 | 0 | 0 | 0 | 0 | 1 | 1 | 0 | 0 | .357 |
| 4/2 | GEORGIA* | DH | 5 | 0 | 2 | 0 | 1 | 0 | 0 | 0 | 1 | 0 | 0 | .360 |
| 4/3 | GEORGIA* | DH | 4 | 0 | 2 | 0 | 0 | 0 | 0 | 1 | 0 | 0 | 0 | .366 |
| 4/4 | GEORGIA* | DH | 3 | 0 | 0 | 0 | 0 | 0 | 0 | 1 | 2 | 0 | 0 | .354 |
| 4/10 | TENNESSEE* | DH | 4 | 0 | 2 | 1 | 0 | 0 | 0 | 0 | 2 | 0 | 0 | .360 |
| 4/11 | TENNESSEE* | DH | 4 | 0 | 1 | 0 | 0 | 0 | 0 | 0 | 1 | 0 | 0 | .356 |
| 4/12 | TENNESSEE* | DH | 4 | 0 | 0 | 1 | 0 | 0 | 0 | 0 | 1 | 0 | 0 | .343 |
| 4/14 | at Samford* | DH | 3 | 1 | 1 | 2 | 0 | 0 | 0 | 1 | 0 | 0 | 0 | .342 |
| 4/17 | at South Carolina* | DH | 5 | 2 | 2 | 1 | 0 | 0 | 1 | 0 | 3 | 0 | 0 | .345 |
| 4/18 | at South Carolina* | DH | 4 | 2 | 2 | 0 | 0 | 0 | 0 | 1 | 0 | 2 | 0 | .350 |
| 4/19 | at South Carolina* | DH | 4 | 0 | 1 | 0 | 0 | 0 | 0 | 1 | 1 | 0 | 0 | .347 |
| 4/21 | MEMPHIS* | DH | 4 | 0 | 0 | 0 | 0 | 0 | 0 | 0 | 0 | 0 | 0 | .336 |
| 4/24 | LSU* | DH | 5 | 1 | 2 | 2 | 0 | 0 | 1 | 0 | 2 | 0 | 0 | .338 |
| 4/25 | LSU* | DH | 5 | 1 | 2 | 1 | 0 | 0 | 0 | 0 | 2 | 0 | 0 | .341 |
| 4/26 | LSU* | DH | 6 | 2 | 3 | 2 | 2 | 0 | 0 | 0 | 1 | 0 | 0 | .347 |
| 4/28 | vs. Ole Miss* | DH | 4 | 1 | 1 | 0 | 0 | 0 | 0 | 1 | 1 | 0 | 0 | .345 |
| 5/1 | at Texas* | DH | 4 | 0 | 1 | 0 | 0 | 0 | 0 | 0 | 2 | 0 | 0 | .342 |
| 5/2 | at Texas* | DH | 4 | 0 | 0 | 0 | 0 | 0 | 0 | 0 | 2 | 0 | 0 | .333 |
| 5/3 | at Texas* | DH | 5 | 0 | 0 | 0 | 0 | 0 | 0 | 0 | 3 | 0 | 0 | .323 |
| 5/5 | NICHOLLS* | DH | 3 | 2 | 1 | 1 | 0 | 0 | 0 | 2 | 0 | 0 | 0 | .323 |
| 5/7 | AUBURN* | DH | 5 | 3 | 3 | 0 | 0 | 0 | 0 | 0 | 1 | 0 | 0 | .331 |
| 5/8 | AUBURN* | DH | 4 | 0 | 1 | 0 | 1 | 0 | 0 | 1 | 3 | 0 | 0 | .329 |
| 5/9 | AUBURN* | DH | 3 | 0 | 1 | 0 | 0 | 0 | 0 | 0 | 1 | 1 | 0 | .330 |
| 5/14 | at Texas A&M* | DH | 5 | 3 | 2 | 2 | 0 | 0 | 0 | 1 | 1 | 0 | 0 | .331 |
| 5/15 | at Texas A&M* | DH | 5 | 2 | 3 | 3 | 0 | 0 | 2 | 0 | 2 | 0 | 0 | .339 |
| 5/16 | at Texas A&M* | DH | 4 | 3 | 3 | 1 | 0 | 0 | 1 | 0 | 0 | 0 | 0 | .347 |
| 5/20 | vs. Missouri* | DH | 4 | 1 | 1 | 1 | 0 | 0 | 0 | 0 | 3 | 0 | 0 | .345 |
| 5/21 | vs. Georgia* | DH | 4 | 1 | 2 | 1 | 0 | 0 | 1 | 0 | 0 | 0 | 1 | .348 |
| TOTALS | | | 198 | 51 | 69 | 45 | 10 | 0 | 12 | 30 | 57 | 10 | 2 | .348 |

CAREER HITTING STATS

| YEAR | AVG | GP-GS | AB | R | H | 2B | 3B | HR | RBI | TB | SLG% | BB | HP | SO | GDP | OB% | SF | SH |
|--------------|-------------|----------------|------------|------------|------------|-----------|----------|-----------|------------|------------|-------------|------------|-----------|------------|-----------|-------------|-----------|----------|
| 2022* | .303 | 58-57 | 221 | 43 | 67 | 9 | 1 | 3 | 42 | 87 | .394 | 23 | 20 | 35 | 3 | .410 | 4 | 0 |
| 2023* | .311 | 18-17 | 61 | 12 | 19 | 3 | 0 | 2 | 15 | 28 | .459 | 8 | 5 | 12 | 2 | .421 | 2 | 0 |
| 2024* | .324 | 57-55 | 204 | 52 | 66 | 8 | 0 | 17 | 56 | 125 | .613 | 37 | 13 | 31 | 7 | .453 | 2 | 0 |
| 2025 | .345 | 59-59 | 203 | 63 | 70 | 16 | 0 | 15 | 46 | 131 | .645 | 35 | 16 | 42 | 6 | .475 | 1 | 0 |
| 2026 | .348 | 52-52 | 198 | 51 | 69 | 10 | 0 | 12 | 45 | 115 | .581 | 30 | 8 | 57 | 2 | .450 | 2 | 0 |
| TOTAL | .328 | 244-240 | 887 | 221 | 291 | 46 | 1 | 49 | 204 | 486 | .548 | 133 | 62 | 177 | 20 | .445 | 11 | 0 |

*Statistics from USC Upstate



18 NOAH SULLIVAN

DH/RHP | R/R | SR. | 6-1 | 225
ORLANDO, FLA. / USC UPSTATE

SINGLE GAME CAREER HIGHS

| | | |
|-------------|-----|------------------------------------|
| Innings | 8.0 | at The Citadel (4/12/24)* |
| Strikeouts | 7 | 2x last vs Gardner-Webb (3/15/24)* |
| Walks (Low) | 0 | 13x last vs Memphis (4/29/25) |

**Career-highs from USC Upstate*

MISCELLANEOUS STATS

| | 2025 | CAREER GAMES |
|-----------------------------------|------|--------------|
| 5+ Strikeouts | 1 | 8 |
| 10+ Strikeouts | -- | -- |
| 2 or Fewer Hits Allowed | 5 | 18 |
| Longest Scoreless Innings Stretch | 3.0 | 7.0 |
| Wins in a Row* | -- | 8 |

*no decisions do not break a streak

**designates as current

GAME-BY-GAME PITCHING STATS

| DATE | OPP | GS | IP | H | R | ER | BB | SO | 2B | 3B | HR | WP | BK | HBP | W/L | SV | ERA |
|------|-----|----|----|---|---|----|----|----|----|----|----|----|----|-----|-----|----|-----|
|------|-----|----|----|---|---|----|----|----|----|----|----|----|----|-----|-----|----|-----|

TOTALS

CAREER PITCHING STATS

| YEAR | ERA | W-L | APP | GS | CG | SHO | SV | IP | H | R | ER | BB | SO | BF | B/AVG | WP | HBP |
|--------------|-------------|-------------|-----------|-----------|----------|----------|----------|--------------|------------|-----------|-----------|-----------|------------|------------|-------------|----------|----------|
| 2022* | 3.31 | 6-0 | 9 | 5 | 0 | 0 | 0 | 32.2 | 22 | 13 | 12 | 11 | 26 | 132 | .188 | 4 | 2 |
| 2023* | 0.00 | 1-0 | 6 | 0 | 0 | 0 | 1 | 12.1 | 4 | 0 | 0 | 7 | 16 | 48 | .100 | 1 | 0 |
| 2024* | 4.88 | 8-1 | 14 | 12 | 0 | 0 | 1 | 75.2 | 76 | 42 | 41 | 22 | 51 | 321 | .262 | 3 | 3 |
| 2025 | 1.96 | 0-0 | 7 | 7 | 0 | 0 | 0 | 18.1 | 17 | 4 | 4 | 3 | 15 | 73 | .246 | 0 | 0 |
| 2026 | 0.00 | 0-0 | 0 | 0 | 0 | 0 | 0 | 0.0 | 0 | 0 | 0 | 0 | 0 | .000 | 0 | 0 | |
| TOTAL | 2.54 | 15-1 | 36 | 24 | 0 | 0 | 2 | 137.6 | 119 | 59 | 57 | 43 | 108 | 574 | .199 | 8 | 5 |

*Statistics from USC Upstate

4

TOMAS VALINGIUS

LHP | L/L | SO. | 6-2 | 225
LOCKPORT, ILL. / VIRGINIA

QUICK HITS

- 2026 All-SEC First Team
- 2026 Ferriss Trophy winner
- 2026 National Pitcher of the Year Semifinalist
- 2026 Baseball America Pitcher of the Year Midseason Watch List
- 2026 Perfect Game Midseason All-American First Team
- 2026 D1Baseball Midseason All-American
- 2026 Golden Spikes Award Midseason Watch List
- SEC Co-Pitcher of the Week (3/16/26)
- 2026 National Pitcher of the Year watch list
- 2026 D1Baseball Top 50 Transfer Pitchers (No. 2)
- 2026 Perfect Game Top 100 Sophomores (No. 34)
- 2026 D1Baseball Top 200 Starting Pitchers (No. 42)
- 2025 ACC All-Freshman Team
- 2025 ACC All-Academic Team
- Older brother, Vytas, is an outfielder for MSU.
- Nickname is "Tico"

SINGLE GAME CAREER HIGHS

| | | |
|-------------|-----|--------------------------------|
| Innings | 7.1 | Georgia (4/3/36) |
| Strikeouts | 14 | Vanderbilt (3/21/26) |
| Walks (Low) | 0 | 7x Last: vs Missouri (5/20/26) |

MISCELLANEOUS STATS

| | 2026 | CAREER GAMES |
|-----------------------------------|------|--------------|
| 5+ Strikeout Games | 14 | 20 |
| 10+ Strikeout Games | 4 | 5 |
| 2 or Fewer Hits Allowed | 2 | 6 |
| Longest Scoreless Innings Stretch | 14.0 | 14.0 |
| Wins in a Row* | 6 | 6 |

*no decisions do not break a streak **designates as current

GAME-BY-GAME PITCHING STATS

| DATE | OPP | GS | IP | H | R | ER | BB | SO | 2B | 3B | HR | WP | BK | HBP | W/L | SV | ERA |
|---------------|--------------------|-----------|-------------|-----------|-----------|-----------|-----------|------------|-----------|----------|-----------|----------|----------|----------|-------------|----------|-------------|
| 2/14 | Hofstra* | 1 | 5.1 | 4 | 0 | 0 | 1 | 6 | 0 | 0 | 0 | 0 | 0 | 1 | 1/0 | 0 | 0.00 |
| 2/21 | Delaware* | 1 | 6.0 | 5 | 0 | 0 | 2 | 7 | 1 | 0 | 0 | 0 | 0 | 0 | 1/0 | 0 | 0.00 |
| 2/28 | vs. Virginia Tech* | 1 | 5.1 | 4 | 2 | 2 | 1 | 7 | 0 | 1 | 1 | 0 | 0 | 1 | 1/0 | 0 | 1.08 |
| 3/6 | Lipscomb* | 1 | 4.0 | 4 | 2 | 2 | 2 | 6 | 2 | 0 | 0 | 0 | 0 | 0 | 0/0 | 0 | 1.74 |
| 3/14 | at Arkansas* | 1 | 7.0 | 2 | 0 | 0 | 2 | 7 | 1 | 0 | 0 | 1 | 0 | 0 | 1/0 | 0 | 1.30 |
| 3/21 | Vanderbilt* | 1 | 7.0 | 2 | 2 | 0 | 1 | 14 | 0 | 0 | 0 | 0 | 0 | 1 | 1/0 | 0 | 1.04 |
| 3/28 | at Ole Miss* | 1 | 5.0 | 3 | 0 | 0 | 2 | 9 | 0 | 0 | 0 | 1 | 0 | 1 | 1/0 | 0 | 0.91 |
| 4/3 | Georgia* | 1 | 7.1 | 4 | 2 | 2 | 0 | 10 | 2 | 0 | 2 | 0 | 0 | 1 | 0/1 | 0 | 1.15 |
| 4/10 | Tennessee* | 1 | 6.0 | 8 | 3 | 3 | 1 | 6 | 2 | 1 | 2 | 0 | 0 | 0 | 0/0 | 0 | 1.53 |
| 4/17 | at South Carolina* | 1 | 6.2 | 6 | 3 | 3 | 1 | 11 | 0 | 0 | 1 | 0 | 0 | 0 | 1/0 | 0 | 1.81 |
| 4/24 | LSU* | 1 | 3.2 | 8 | 7 | 3 | 1 | 4 | 1 | 0 | 1 | 1 | 0 | 0 | 0/0 | 0 | 2.13 |
| 5/1 | at Texas* | 1 | 5.0 | 4 | 3 | 3 | 2 | 5 | 1 | 0 | 0 | 0 | 0 | 1 | 0/1 | 0 | 2.37 |
| 5/7 | Auburn* | 1 | 6.2 | 4 | 3 | 3 | 0 | 13 | 0 | 0 | 1 | 0 | 0 | 0 | 1/0 | 0 | 2.52 |
| 5/14 | at Texas A&M* | 1 | 5.0 | 9 | 7 | 8 | 1 | 7 | 1 | 0 | 3 | 0 | 0 | 0 | 1/0 | 0 | 3.04 |
| 5/20 | vs Missouri* | 1 | 6.0 | 5 | 2 | 1 | 0 | 8 | 0 | 0 | 1 | 0 | 0 | 0 | 1/0 | 0 | 2.93 |
| TOTALS | | 15 | 86.0 | 72 | 36 | 28 | 17 | 120 | 11 | 2 | 11 | 3 | 0 | 6 | 10/2 | 0 | 2.93 |

CAREER PITCHING STATS

| YEAR | ERA | W-L | APP | GS | CG | SHO | SV | IP | H | R | ER | BB | SO | BF | B/AVG | WP | HBP |
|--------------|-------------|-------------|-----------|-----------|----------|----------|----------|--------------|------------|-----------|-----------|-----------|------------|------------|-------------|----------|-----------|
| 2025* | 4.59 | 5-1 | 13 | 12 | 0 | 0 | 0 | 64.2 | 64 | 36 | 33 | 17 | 70 | 275 | .256 | 4 | 5 |
| 2026 | 2.93 | 10-2 | 15 | 15 | 0 | 0 | 0 | 86.0 | 72 | 36 | 28 | 17 | 120 | 350 | .223 | 3 | 6 |
| TOTAL | 3.64 | 15-3 | 28 | 27 | 0 | 0 | 0 | 150.2 | 136 | 72 | 61 | 34 | 190 | 625 | .240 | 7 | 11 |

*Statistics from Virginia



PITCHING STAFF PROFILES

8

CHARLIE FOSTER

LHP | R/L | SO. | 6-4 | 205
SNELLVILLE, GA. / BROOKWOOD HS

QUICK HITS

- 2026 Perfect Game Top 100 Sophomores (No. 68)
- 2026 D1Baseball Top 200 Pitchers (No. 164)
- 2025 First Year SEC Academic Honor Roll

SINGLE GAME CAREER HIGHS

| | | |
|-------------|-----|--------------------------------|
| Innings | 7.0 | at South Carolina (4/19/26) |
| Strikeouts | 8 | at South Carolina (4/19/26) |
| Walks (Low) | 0 | 4x Last: at Ole Miss (3/27/26) |

MISCELLANEOUS STATS

| | 2026 | CAREER GAMES |
|-----------------------------------|------|--------------|
| 5+ Strikeouts | 4 | 4 |
| 10+ Strikeouts | -- | -- |
| 2 or Fewer Hits Allowed | 7 | 14 |
| Longest Scoreless Innings Stretch | 5.2 | 5.2 |
| Wins in a Row* | -- | 1 |

*no decisions do not break a streak

**designates as current

GAME-BY-GAME PITCHING STATS

| DATE | OPP | GS | IP | H | R | ER | BB | SO | 2B | 3B | HR | WP | BK | HBP | W/L | SV | ERA |
|---------------|--------------------|----------|-------------|-----------|-----------|-----------|-----------|-----------|----------|----------|----------|----------|----------|----------|------------|----------|-------------|
| 2/14 | Hofstra* | 1 | 3.0 | 3 | 3 | 3 | 1 | 5 | 1 | 0 | 1 | 0 | 0 | 0 | 0/0 | 0 | 9.00 |
| 2/22 | Delaware* | 1 | 2.0 | 4 | 2 | 0 | 2 | 5 | 0 | 0 | 0 | 0 | 0 | 0 | 0/0 | 0 | 5.40 |
| 3/3 | at Southern Miss | 0 | 0.2 | 0 | 0 | 0 | 1 | 1 | 0 | 0 | 0 | 0 | 0 | 0 | 0/0 | 0 | 4.76 |
| 3/7 | Lipscomb | 0 | 1.0 | 1 | 0 | 0 | 1 | 1 | 0 | 0 | 0 | 0 | 0 | 0 | 0/0 | 0 | 4.05 |
| 3/10 | vs. Tulane* | 1 | 2.1 | 3 | 2 | 2 | 2 | 3 | 1 | 0 | 0 | 0 | 0 | 0 | 0/0 | 0 | 5.00 |
| 3/14 | at Arkansas | 0 | 0.2 | 1 | 0 | 0 | 1 | 0 | 0 | 0 | 0 | 0 | 0 | 0 | 0/0 | 0 | 4.66 |
| 3/17 | Jackson State | 0 | 1.0 | 0 | 1 | 1 | 3 | 0 | 0 | 0 | 0 | 0 | 0 | 0 | 0/0 | 0 | 5.06 |
| 3/22 | Vanderbilt | 0 | 1.2 | 1 | 1 | 1 | 1 | 1 | 0 | 0 | 0 | 0 | 0 | 1 | 0/0 | 0 | 5.11 |
| 3/27 | at Ole Miss* | 1 | 4.2 | 2 | 1 | 1 | 0 | 3 | 1 | 0 | 1 | 0 | 0 | 0 | 0/0 | 0 | 4.24 |
| 4/3 | Georgia* | 1 | 2.0 | 4 | 5 | 3 | 2 | 2 | 1 | 0 | 1 | 0 | 0 | 0 | 0/1 | 0 | 5.21 |
| 4/12 | Tennessee* | 1 | 5.1 | 4 | 4 | 4 | 1 | 5 | 2 | 0 | 0 | 0 | 0 | 1 | 0/1 | 0 | 5.55 |
| 4/19 | at South Carolina* | 1 | 7.0 | 6 | 3 | 3 | 1 | 8 | 0 | 0 | 0 | 0 | 0 | 1 | 0/0 | 0 | 5.17 |
| 4/26 | LSU* | 1 | 2.0 | 4 | 3 | 3 | 1 | 2 | 1 | 0 | 1 | 0 | 0 | 1 | 0/0 | 0 | 5.67 |
| 5/3 | at Texas* | 1 | 2.0 | 1 | 4 | 4 | 3 | 1 | 0 | 0 | 0 | 0 | 0 | 1 | 0/0 | 0 | 6.37 |
| 5/16 | at Texas A&M | 0 | 1.0 | 4 | 2 | 2 | 2 | 0 | 1 | 0 | 0 | 0 | 0 | 0 | 0/1 | 0 | 6.69 |
| TOTALS | | 9 | 36.1 | 38 | 31 | 27 | 22 | 37 | 8 | 0 | 4 | 0 | 0 | 5 | 0/3 | 0 | 6.69 |

CAREER PITCHING STATS

| YEAR | ERA | W-L | APP | GS | CG | SHO | SV | IP | H | R | ER | BB | SO | BF | B/AVG | WP | HBP |
|--------------|-------------|------------|-----------|-----------|----------|----------|----------|-------------|-----------|-----------|-----------|-----------|-----------|------------|-------------|----------|----------|
| 2025 | 1.59 | 0-1 | 7 | 1 | 0 | 0 | 0 | 11.1 | 3 | 4 | 2 | 8 | 17 | 46 | .081 | 0 | 1 |
| 2026 | 6.69 | 0-3 | 15 | 9 | 0 | 0 | 0 | 36.1 | 38 | 31 | 27 | 22 | 37 | 172 | .266 | 0 | 5 |
| TOTAL | 5.48 | 0-4 | 22 | 10 | 0 | 0 | 0 | 47.2 | 41 | 35 | 29 | 30 | 54 | 218 | .213 | 0 | 6 |

PITCHING STAFF PROFILES

11 DUKE STONE

RHP | R/R | SO. | 6-5 | 235
UVALDA, GA. / JEFF DAVIS HS
QUICK HITS

- SEC Co-Pitcher of the Week (April 20)
- Baseball America National Team of the Week (Week 10)
- 2026 Perfect Game Top 100 Sophomores (No. 56)
- 2025 First Year SEC Academic Honor Roll
- Won 17 state titles as a swimmer growing up

SINGLE GAME CAREER HIGHS

| | | |
|-------------|-----|------------------------------|
| Innings | 6.0 | at South Carolina (4/18/26) |
| Strikeouts | 12 | at South Carolina (4/18/26) |
| Walks (Low) | 0 | 8x Last: Tennessee (4/11/26) |

MISCELLANEOUS STATS

| | 2026 | CAREER GAMES |
|-----------------------------------|------|--------------|
| 5+ Strikeout Games | 9 | 9 |
| 10+ Strikeout Games | 2 | 2 |
| 2 or Fewer Hits Allowed | 3 | 3 |
| Longest Scoreless Innings Stretch | 6.1 | 6.1 |
| Wins in a Row* | 5 | 5 |

*no decisions do not break a streak

**designates as current

GAME-BY-GAME PITCHING STATS

| DATE | OPP | GS | IP | H | R | ER | BB | SO | 2B | 3B | HR | WP | BK | HBP | W/L | SV | ERA |
|---------------|--------------------|-----------|-------------|-----------|-----------|-----------|-----------|-----------|-----------|----------|-----------|----------|----------|----------|------------|----------|-------------|
| 2/13 | Hofstra | 0 | 2.0 | 3 | 2 | 2 | 2 | 4 | 2 | 0 | 0 | 0 | 0 | 0 | 1/0 | 0 | 9.00 |
| 2/17 | Troy* | 1 | 4.0 | 1 | 1 | 1 | 0 | 6 | 0 | 1 | 0 | 0 | 0 | 2 | 0/0 | 0 | 4.50 |
| 2/22 | Delware | 0 | 4.0 | 1 | 0 | 0 | 0 | 6 | 0 | 0 | 0 | 0 | 0 | 2 | 1/0 | 0 | 2.70 |
| 3/1 | UCLA* | 1 | 3.2 | 5 | 3 | 3 | 0 | 2 | 0 | 0 | 1 | 0 | 0 | 2 | 0/0 | 0 | 3.95 |
| 3/7 | Lipscomb* | 1 | 4.0 | 0 | 0 | 0 | 0 | 6 | 0 | 0 | 0 | 0 | 0 | 0 | 1/0 | 0 | 3.06 |
| 3/14 | at Arkansas* | 1 | 4.2 | 5 | 3 | 3 | 2 | 9 | 1 | 0 | 0 | 1 | 0 | 0 | 0/0 | 0 | 3.63 |
| 3/22 | Vanderbilt* | 1 | 4.0 | 6 | 6 | 3 | 1 | 4 | 0 | 0 | 4 | 0 | 0 | 0 | 1/0 | 0 | 4.10 |
| 3/29 | Ole Miss* | 1 | 5.2 | 4 | 1 | 1 | 7 | 8 | 0 | 0 | 0 | 2 | 0 | 0 | 1/0 | 0 | 3.66 |
| 4/4 | Georgia* | 1 | 4.0 | 5 | 2 | 2 | 3 | 10 | 1 | 0 | 0 | 0 | 0 | 0 | 0/0 | 0 | 3.75 |
| 4/11 | Tennessee* | 1 | 5.2 | 11 | 5 | 5 | 0 | 3 | 3 | 0 | 1 | 0 | 0 | 0 | 0/1 | 0 | 4.32 |
| 4/18 | at South Carolina* | 1 | 6.0 | 5 | 0 | 0 | 3 | 12 | 0 | 0 | 0 | 0 | 0 | 0 | 1/0 | 0 | 3.78 |
| 2/25 | LSU* | 1 | 4.2 | 7 | 7 | 7 | 3 | 3 | 3 | 0 | 2 | 1 | 0 | 0 | 0/0 | 0 | 4.64 |
| 5/2 | at Texas* | 1 | 5.0 | 5 | 1 | 1 | 1 | 5 | 1 | 0 | 1 | 0 | 0 | 1 | 0/0 | 0 | 4.40 |
| 5/8 | Auburn* | 1 | 4.2 | 7 | 4 | 4 | 2 | 7 | 1 | 0 | 0 | 0 | 0 | 1 | 0/0 | 0 | 4.65 |
| 5/15 | at Texas A&M* | 1 | 2.2 | 9 | 7 | 7 | 1 | 3 | 2 | 1 | 2 | 0 | 0 | 0 | 0/1 | 0 | 5.43 |
| 5/21 | vs Georgia* | 1 | 3.1 | 6 | 4 | 4 | 1 | 4 | 0 | 0 | 1 | 0 | 0 | 1 | 0/1 | 0 | 5.69 |
| TOTALS | | 14 | 68.0 | 80 | 46 | 43 | 26 | 92 | 14 | 2 | 12 | 4 | 0 | 9 | 6/3 | 0 | 5.69 |

CAREER PITCHING STATS

| YEAR | ERA | W-L | APP | GS | CG | SHO | SV | IP | H | R | ER | BB | SO | BF | B/AVG | WP | HBP |
|--------------|-------------|------------|-----------|-----------|----------|----------|----------|-------------|-----------|-----------|-----------|-----------|-----------|------------|-------------|----------|-----------|
| 2025 | 5.79 | 0-0 | 5 | 0 | 0 | 0 | 0 | 4.2 | 6 | 3 | 3 | 3 | 7 | 24 | .316 | 3 | 1 |
| 2026 | 5.69 | 6-3 | 16 | 14 | 0 | 0 | 0 | 68.0 | 80 | 46 | 43 | 26 | 92 | 314 | .293 | 4 | 9 |
| TOTAL | 5.70 | 6-3 | 21 | 14 | 0 | 0 | 0 | 72.2 | 86 | 49 | 46 | 29 | 99 | 338 | .295 | 7 | 10 |

13 WILLIAM KIRK

LHP | L/L | R-FR. | 6-2 | 205
SADDLE RIVER, N.J. / VIRGINIA
QUICK HITS

- Underwent successful knee surgery on March 9 and will miss the remainder of the 2026 season.
- 2024 Gatorade New Jersey Baseball Player of the Year
- Tore his ACL and missed the entire 2025 season at Virginia

SINGLE GAME CAREER HIGHS

| | | |
|-------------|-----|-------------------------|
| Innings | 2.0 | 2x Last: Troy (2/17/26) |
| Strikeouts | 3 | Troy (2/17/26) |
| Walks (Low) | 0 | Hofstra (2/14/26) |

MISCELLANEOUS STATS

| | 2026 | CAREER GAMES |
|-----------------------------------|------|--------------|
| 5+ Strikeouts | -- | -- |
| 10+ Strikeouts | -- | -- |
| 2 or Fewer Hits Allowed | 2 | 2 |
| Longest Scoreless Innings Stretch | 3.1 | 3.1 |
| Wins in a Row* | 1** | 1** |

*no decisions do not break a streak

**designates as current

GAME-BY-GAME PITCHING STATS

| DATE | OPP | GS | IP | H | R | ER | BB | SO | 2B | 3B | HR | WP | BK | HBP | W/L | SV | ERA |
|---------------|--------------|----------|------------|----------|----------|----------|----------|----------|----------|----------|----------|----------|----------|----------|------------|----------|-------------|
| 2/14 | Hofstra | 0 | 2.0 | 1 | 0 | 0 | 0 | 1 | 0 | 0 | 0 | 0 | 0 | 0 | 0/0 | 0 | 0.00 |
| 2/17 | Troy | 0 | 2.0 | 5 | 3 | 3 | 0 | 3 | 0 | 0 | 0 | 0 | 0 | 0 | 1/0 | 0 | 6.75 |
| 2/24 | Austin Peay* | 1 | 1.2 | 0 | 1 | 0 | 2 | 1 | 0 | 0 | 0 | 0 | 0 | 0 | 0/0 | 0 | 4.76 |
| TOTALS | | 1 | 5.2 | 6 | 4 | 3 | 2 | 5 | 0 | 0 | 0 | 0 | 0 | 0 | 1/0 | 0 | 4.76 |

CAREER PITCHING STATS

| YEAR | ERA | W-L | APP | GS | CG | SHO | SV | IP | H | R | ER | BB | SO | BF | B/AVG | WP | HBP |
|--------------|-------------|------------|----------|----------|----------|----------|----------|------------|----------|----------|----------|----------|----------|-----------|-------------|----------|----------|
| 2025 | | | | | | | | --DNP-- | | | | | | | | | |
| 2026 | 4.76 | 1-0 | 3 | 1 | 0 | 0 | 0 | 5.2 | 6 | 4 | 3 | 2 | 5 | 23 | .300 | 0 | 0 |
| TOTAL | 4.76 | 1-0 | 3 | 1 | 0 | 0 | 0 | 5.2 | 6 | 4 | 3 | 2 | 5 | 23 | .300 | 0 | 0 |



PITCHING STAFF PROFILES

16 BRADEN BOOTH

RHP | R/R | R-FR. | 6-2 | 200
MADISON, ALA. / BOB JONES HS

QUICK HITS

- 2025 First Year SEC Academic Honor Roll
- 2024 Alabama Gatorade Player of the Year
- Helped guide Bob Jones HS to a 7A state title and a 44-9 record in 2024
- 2024 Alabama Mr. Baseball
- 2024 Alabama High School Pitcher and Player of the Year
- 2023 7A First Team All-State infielder

SINGLE GAME CAREER HIGHS

| | | |
|-------------|-----|--------------------------------|
| Innings | 1.0 | 2x Last: at Texas (5/3/26) |
| Strikeouts | 1 | Austin Peay (2/24/26) |
| Walks (Low) | 0 | 3x Last: at Arkansas (3/13/26) |

MISCELLANEOUS STATS

| | 2026 | CAREER GAMES |
|-----------------------------------|-------|--------------|
| 5+ Strikeouts | -- | -- |
| 10+ Strikeouts | -- | -- |
| 2 or Fewer Hits Allowed | 3 | 3 |
| Longest Scoreless Innings Stretch | 1.1** | 1.1** |
| Wins in a Row* | -- | -- |

*no decisions do not break a streak

**designates as current

GAME-BY-GAME PITCHING STATS

| DATE | OPP | GS | IP | H | R | ER | BB | SO | 2B | 3B | HR | WP | BK | HBP | W/L | SV | ERA |
|---------------|-------------------|----------|------------|----------|----------|----------|----------|----------|----------|----------|----------|----------|----------|----------|------------|----------|--------------|
| 2/24 | Austin Peay | 0 | 0.1 | 0 | 0 | 0 | 0 | 1 | 0 | 0 | 0 | 0 | 0 | 0 | 0/0 | 0 | 0.00 |
| 2/28 | vs. Virginia Tech | 0 | 1.0 | 3 | 3 | 3 | 0 | 0 | 0 | 0 | 3 | 0 | 0 | 0 | 0/0 | 0 | 20.25 |
| 3/13 | at Arkansas | 0 | 0.1 | 0 | 0 | 0 | 0 | 0 | 0 | 0 | 0 | 0 | 0 | 0 | 0/0 | 0 | 16.20 |
| 5/3 | at Texas | 0 | 1.0 | 0 | 0 | 0 | 2 | 0 | 0 | 0 | 0 | 0 | 0 | 0 | 0/0 | 0 | 10.13 |
| TOTALS | | 0 | 2.2 | 3 | 3 | 3 | 2 | 1 | 0 | 0 | 3 | 0 | 0 | 0 | 0/0 | 0 | 10.13 |

CAREER PITCHING STATS

| YEAR | ERA | W-L | APP | GS | CG | SHO | SV | IP | H | R | ER | BB | SO | BF | B/AVG | WP | HBP |
|--------------|--------------|------------|----------|----------|----------|----------|----------|------------|----------|----------|----------|----------|----------|-----------|-------------|----------|----------|
| 2025 | | | | | | | | | --DNP-- | | | | | | | | |
| 2026 | 10.13 | 0-0 | 4 | 0 | 0 | 0 | 0 | 2.2 | 3 | 3 | 3 | 2 | 1 | 13 | .273 | 0 | 0 |
| TOTAL | 10.13 | 0-0 | 4 | 0 | 0 | 0 | 0 | 2.2 | 3 | 3 | 3 | 2 | 1 | 13 | .273 | 0 | 0 |

17 PARKER RHODES

RHP | R/R | FR. | 6-1 | 185
GREENFIELD, IND. / GREENFIELD-CENTRAL HS

QUICK HITS

- Perfect Game Top 100 Freshmen (No. 23)
- D1Baseball Top 100 Freshmen (No. 36)
- Ranked as the No. 4 right-handed pitcher and eighth overall prospect in Indiana by Perfect Game
- Rated as the No. 110 prospect in the 2025 MLB Draft by ESPN

SINGLE GAME CAREER HIGHS

| | | |
|-------------|-----|----------------------------|
| Innings | 2.0 | 3x Last: Nicholls (5/5/26) |
| Strikeouts | 5 | Nicholls (5/5/26) |
| Walks (Low) | 0 | 5x Last: Auburn (5/9/26) |

MISCELLANEOUS STATS

| | 2026 | CAREER GAMES |
|-----------------------------------|------|--------------|
| 5+ Strikeouts | 1 | 1 |
| 10+ Strikeouts | -- | -- |
| 2 or Fewer Hits Allowed | 9 | 9 |
| Longest Scoreless Innings Stretch | 9.2 | 9.2 |
| Wins in a Row* | 1** | 1** |

*no decisions do not break a streak

**designates as current

GAME-BY-GAME PITCHING STATS

| DATE | OPP | GS | IP | H | R | ER | BB | SO | 2B | 3B | HR | WP | BK | HBP | W/L | SV | ERA |
|---------------|------------------|----------|-------------|----------|----------|----------|----------|-----------|----------|----------|----------|----------|----------|----------|------------|----------|-------------|
| 2/18 | Alcorn State | 0 | 1.0 | 0 | 0 | 0 | 1 | 2 | 0 | 0 | 0 | 1 | 0 | 0 | 0/0 | 0 | 0.00 |
| 2/22 | Delaware | 0 | 0.1 | 1 | 1 | 1 | 1 | 0 | 0 | 0 | 0 | 1 | 0 | 1 | 0/0 | 0 | 6.75 |
| 3/3 | at Southern Miss | 0 | 2.0 | 0 | 0 | 0 | 2 | 0 | 0 | 0 | 0 | 0 | 0 | 0 | 0/0 | 0 | 2.70 |
| 3/7 | Lipscomb | 0 | 1.0 | 0 | 0 | 0 | 0 | 1 | 0 | 0 | 0 | 0 | 0 | 0 | 0/0 | 0 | 2.08 |
| 3/17 | Jackson State | 0 | 2.0 | 0 | 0 | 0 | 1 | 0 | 0 | 0 | 0 | 0 | 0 | 1 | 1/0 | 0 | 1.42 |
| 3/24 | Southern Miss | 0 | 1.0 | 1 | 0 | 0 | 0 | 3 | 0 | 0 | 0 | 0 | 0 | 0 | 0/0 | 0 | 1.23 |
| 3/31 | Grambling | 0 | 1.0 | 1 | 0 | 0 | 1 | 0 | 0 | 0 | 0 | 0 | 0 | 0 | 0/0 | 0 | 1.08 |
| 5/3 | at Texas | 0 | 0.2 | 0 | 0 | 0 | 0 | 1 | 0 | 0 | 0 | 0 | 0 | 0 | 0/0 | 0 | 1.00 |
| 5/5 | Nicholls | 0 | 2.0 | 2 | 0 | 0 | 1 | 5 | 0 | 0 | 0 | 1 | 0 | 0 | 0/0 | 0 | 0.82 |
| 5/9 | Auburn | 0 | 0.1 | 3 | 3 | 3 | 0 | 0 | 0 | 0 | 1 | 0 | 0 | 0 | 0/0 | 0 | 3.18 |
| TOTALS | | 0 | 11.1 | 8 | 4 | 4 | 6 | 13 | 0 | 0 | 1 | 3 | 0 | 2 | 1/0 | 0 | 3.18 |

CAREER PITCHING STATS

| YEAR | ERA | W-L | APP | GS | CG | SHO | SV | IP | H | R | ER | BB | SO | BF | B/AVG | WP | HBP |
|--------------|-------------|------------|-----------|----------|----------|----------|----------|-------------|----------|----------|----------|----------|-----------|-----------|-------------|----------|----------|
| 2026 | 3.18 | 1-0 | 10 | 0 | 0 | 0 | 0 | 11.1 | 8 | 4 | 4 | 6 | 13 | 48 | .205 | 3 | 2 |
| TOTAL | 3.18 | 1-0 | 10 | 0 | 0 | 0 | 0 | 11.1 | 8 | 4 | 4 | 6 | 13 | 48 | .205 | 3 | 2 |

20 MADDOX MILLER

LHP | L/L | FR. | 6-4 | 185
HATTIESBURG, MISS. / OAK GROVE HS

QUICK HITS

- 2026 Perfect Game Top 100 Freshmen (No. 25)
- 2026 D1Baseball Top 100 Freshmen (No. 44)
- No. 2 left-handed pitcher and the No. 9 overall prospect in Mississippi by Perfect Game ...
- Was named to the Dandy Dozen by The Clarion Ledger
- Father, Matt, was a sidearmmer at Mississippi Delta Community College and Delta State pitched in relief in 100 MLB games with the Colorado Rockies and Cleveland Indians from 2003-07

SINGLE GAME CAREER HIGHS

| | | |
|-------------|-----|----------------------------|
| Innings | 2.0 | 7x Last: at Texas (5/1/26) |
| Strikeouts | 4 | 2x Last: Memphis (4/21/26) |
| Walks (Low) | 0 | 9x Last: LSU (4/24/26) |

MISCELLANEOUS STATS

| | 2026 | CAREER GAMES |
|-----------------------------------|------|--------------|
| 5+ Strikeouts | -- | -- |
| 10+ Strikeouts | -- | -- |
| 2 or Fewer Hits Allowed | 16 | 16 |
| Longest Scoreless Innings Stretch | 16.0 | 16.0 |
| Wins in a Row* | 3** | 3** |

*no decisions do not break a streak

**designates as current

GAME-BY-GAME PITCHING STATS

| DATE | OPP | GS | IP | H | R | ER | BB | SO | 2B | 3B | HR | WP | BK | HBP | W/L | SV | ERA |
|---------------|-------------------|----------|-------------|-----------|----------|----------|-----------|-----------|----------|----------|----------|----------|----------|----------|------------|----------|-------------|
| 2/18 | Alcorn State | 0 | 1.0 | 0 | 0 | 0 | 0 | 3 | 0 | 0 | 0 | 0 | 0 | 0 | 1/0 | 0 | 0.00 |
| 2/22 | Delaware | 0 | 1.0 | 0 | 0 | 0 | 0 | 2 | 0 | 0 | 0 | 0 | 0 | 0 | 0/0 | 0 | 0.00 |
| 2/27 | vs. Arizona State | 0 | 2.0 | 3 | 3 | 3 | 0 | 3 | 1 | 0 | 2 | 1 | 0 | 0 | 0/0 | 0 | 6.75 |
| 3/3 | at Southern Miss | 0 | 0.2 | 2 | 2 | 2 | 0 | 2 | 1 | 0 | 0 | 2 | 0 | 0 | 0/1 | 0 | 9.64 |
| 3/10 | Tulane | 0 | 2.0 | 1 | 0 | 0 | 1 | 4 | 0 | 0 | 0 | 1 | 0 | 0 | 0/0 | 0 | 6.75 |
| 3/13 | at Arkansas | 0 | 0 | 1 | 1 | 1 | 0 | 0 | 0 | 0 | 1 | 0 | 0 | 0 | 0/1 | 0 | 8.10 |
| 3/17 | Jackson State* | 1 | 2.0 | 1 | 0 | 0 | 1 | 3 | 0 | 0 | 0 | 0 | 0 | 0 | 0/0 | 0 | 6.23 |
| 3/24 | Southern Miss | 0 | 1.0 | 3 | 0 | 0 | 0 | 3 | 0 | 0 | 0 | 0 | 0 | 0 | 0/0 | 0 | 5.59 |
| 3/28 | at Ole Miss | 0 | 2.0 | 2 | 0 | 0 | 1 | 3 | 0 | 0 | 0 | 0 | 0 | 0 | 0/0 | 0 | 4.63 |
| 4/4 | Georgia | 0 | 1.0 | 1 | 0 | 0 | 0 | 1 | 0 | 0 | 0 | 0 | 0 | 0 | 0/0 | 0 | 4.26 |
| 4/7 | UAB | 0 | 0.2 | 0 | 0 | 0 | 0 | 1 | 0 | 0 | 0 | 0 | 0 | 1 | 0/0 | 0 | 4.05 |
| 4/14 | Samford | 0 | 2.0 | 0 | 0 | 0 | 1 | 1 | 0 | 0 | 0 | 0 | 0 | 0 | 1/0 | 0 | 3.52 |
| 4/21 | Memphis | 0 | 2.0 | 1 | 0 | 0 | 1 | 4 | 0 | 0 | 0 | 1 | 0 | 0 | 1/0 | 0 | 3.12 |
| 4/24 | LSU | 0 | 1.2 | 2 | 0 | 0 | 0 | 2 | 0 | 0 | 0 | 0 | 0 | 2 | 0/0 | 0 | 2.84 |
| 4/28 | vs Ole Miss | 0 | 1.1 | 1 | 0 | 0 | 2 | 2 | 0 | 0 | 0 | 0 | 0 | 0 | 1/0 | 0 | 2.66 |
| 5/1 | at Texas | 0 | 2.0 | 1 | 0 | 0 | 1 | 3 | 0 | 0 | 0 | 1 | 0 | 0 | 0/0 | 0 | 2.42 |
| 5/8 | Auburn | 0 | 1.1 | 1 | 0 | 0 | 2 | 2 | 0 | 0 | 0 | 1 | 0 | 0 | 0/0 | 0 | 2.28 |
| 5/15 | at Texas A&M | 0 | 1.0 | 1 | 1 | 1 | 1 | 1 | 0 | 0 | 0 | 0 | 0 | 2 | 0/0 | 0 | 2.55 |
| TOTALS | | 1 | 24.2 | 21 | 7 | 7 | 11 | 40 | 2 | 0 | 3 | 7 | 0 | 5 | 4/2 | 0 | 2.55 |

CAREER PITCHING STATS

| YEAR | ERA | W-L | APP | GS | CG | SHO | SV | IP | H | R | ER | BB | SO | BF | B/AVG | WP | HBP |
|--------------|-------------|------------|-----------|----------|----------|----------|----------|-------------|-----------|----------|----------|-----------|-----------|------------|-------------|----------|----------|
| 2026 | 2.55 | 4-2 | 18 | 1 | 0 | 0 | 0 | 24.2 | 21 | 7 | 7 | 11 | 40 | 109 | .233 | 7 | 5 |
| TOTAL | 2.55 | 4-2 | 18 | 1 | 0 | 0 | 0 | 24.2 | 21 | 7 | 7 | 11 | 40 | 109 | .233 | 7 | 5 |



PITCHING STAFF PROFILES

24 JACK BAUER

LHP | L/L | FR. | 6-4 | 195
FRANKFORT, ILL. / LINCOLN WAY EAST HS

QUICK HITS

- 2026 Freshman All-SEC
- 2026 Baseball America Preseason Freshman of the Year
- 2026 Perfect Game Top 100 Freshman (No. 1)
- 2026 D1Baseball Top 100 Freshmen (No. 1)
- Threw the fastest recorded pitch in history by a prep pitcher at 103 MPH
- Ranked as the No. 2 left-handed pitcher and the No. 21 overall recruit in the nation by Perfect Game
- Rated as the No. 44 prospect in the 2025 draft by MLB.com.
- Father, Steve, played football at the University of Illinois
- Named after Kiefer Sutherland's character in the popular TV show "24"

SINGLE GAME CAREER HIGHS

| | | |
|-------------|-----|---------------------------------|
| Innings | 3.2 | LSU (4/25/26) |
| Strikeouts | 8 | LSU (4/25/26) |
| Walks (Low) | 0 | 7x Last: at Texas A&M (5/15/26) |

MISCELLANEOUS STATS

| | 2026 | CAREER GAMES |
|-----------------------------------|------|--------------|
| 5+ Strikeouts | 1 | 1 |
| 10+ Strikeouts | -- | -- |
| 2 or Fewer Hits Allowed | 10 | 10 |
| Longest Scoreless Innings Stretch | 5.1 | 5.1 |
| Wins in a Row* | 4** | 4** |

*no decisions do not break a streak
**designates as current

GAME-BY-GAME PITCHING STATS

| DATE | OPP | GS | IP | H | R | ER | BB | SO | 2B | 3B | HR | WP | BK | HBP | W/L | SV | ERA |
|---------------|-------------------|----------|-------------|-----------|-----------|-----------|-----------|-----------|----------|----------|----------|----------|----------|----------|------------|----------|-------------|
| 2/17 | Troy | 0 | 1.1 | 1 | 2 | 2 | 3 | 3 | 0 | 0 | 0 | 1 | 0 | 0 | 0/0 | 0 | 13.50 |
| 2/24 | Austin Peay | 0 | 0.2 | 2 | 0 | 0 | 1 | 2 | 0 | 0 | 0 | 0 | 0 | 0 | 0/0 | 0 | 9.00 |
| 2/28 | vs. Virginia Tech | 0 | 0.0 | 3 | 3 | 3 | 0 | 0 | 0 | 0 | 1 | 1 | 0 | 0 | 0/0 | 0 | 22.50 |
| 3/24 | Southern Miss | 0 | 1.1 | 0 | 0 | 0 | 0 | 1 | 0 | 0 | 0 | 0 | 0 | 0 | 1/0 | 0 | 13.50 |
| 3/31 | Grambling | 0 | 1.1 | 0 | 0 | 0 | 0 | 3 | 0 | 0 | 0 | 0 | 0 | 0 | 1/0 | 0 | 9.64 |
| 4/2 | Georgia | 0 | 2.1 | 2 | 0 | 0 | 2 | 2 | 0 | 0 | 0 | 1 | 0 | 0 | 0/0 | 0 | 6.43 |
| 4/10 | Tennessee | 0 | 1.0 | 2 | 1 | 1 | 0 | 2 | 0 | 0 | 0 | 1 | 0 | 1 | 0/0 | 0 | 6.75 |
| 4/21 | Memphis | 0 | 2.0 | 1 | 1 | 1 | 0 | 1 | 0 | 0 | 1 | 0 | 0 | 0 | 0/0 | 0 | 6.30 |
| 4/25 | LSU | 0 | 3.2 | 3 | 1 | 1 | 0 | 8 | 0 | 0 | 1 | 1 | 0 | 0 | 1/0 | 0 | 5.27 |
| 5/2 | at Texas | 0 | 2.1 | 1 | 0 | 0 | 4 | 3 | 0 | 0 | 0 | 0 | 0 | 0 | 1/0 | 0 | 4.50 |
| 5/7 | Auburn | 0 | 2.1 | 0 | 0 | 0 | 0 | 2 | 0 | 0 | 0 | 0 | 0 | 0 | 0/0 | 0 | 3.93 |
| 5/9 | Auburn | 0 | 0.2 | 2 | 3 | 3 | 2 | 0 | 0 | 0 | 0 | 0 | 0 | 0 | 0/0 | 0 | 5.21 |
| 5/15 | at Texas A&M | 0 | 2.0 | 4 | 3 | 3 | 0 | 3 | 1 | 0 | 1 | 1 | 0 | 1 | 0/0 | 0 | 6.00 |
| 5/21 | vs Georgia | 0 | 2.2 | 1 | 1 | 1 | 1 | 2 | 0 | 0 | 0 | 0 | 0 | 1 | 0/0 | 0 | 5.70 |
| TOTALS | | 0 | 23.2 | 22 | 15 | 15 | 13 | 32 | 1 | 0 | 4 | 6 | 0 | 3 | 4/0 | 0 | 5.70 |

CAREER PITCHING STATS

| YEAR | ERA | W-L | APP | GS | CG | SHO | SV | IP | H | R | ER | BB | SO | BF | B/AVG | WP | HBP |
|--------------|-------------|------------|-----------|----------|----------|----------|----------|-------------|-----------|-----------|-----------|-----------|-----------|------------|-------------|----------|----------|
| 2026 | 5.70 | 4-0 | 14 | 0 | 0 | 0 | 0 | 23.2 | 22 | 15 | 15 | 13 | 32 | 110 | .234 | 6 | 3 |
| TOTAL | 5.70 | 4-0 | 14 | 0 | 0 | 0 | 0 | 23.2 | 22 | 15 | 15 | 13 | 32 | 110 | .234 | 6 | 3 |

25 CHRIS BILLINGSLEY JR.

RHP | R/R | JR. | 6-4 | 205
BRENT, ALA. / EAST CENTRAL (MISS.) CC

QUICK HITS

- Was a pitcher and outfielder during his two seasons at East Central Community College

SINGLE GAME CAREER HIGHS

| | | |
|-------------|-----|--------------------------------|
| Innings | 3.2 | UAB (4/7/26) |
| Strikeouts | 2 | 6x Last: Nicholls (5/5/26) |
| Walks (Low) | 0 | 8x Last: vs Ole Miss (4/28/26) |

| | 2026 | CAREER GAMES |
|-----------------------------------|------|--------------|
| 5+ Strikeouts | -- | -- |
| 10+ Strikeouts | -- | -- |
| 2 or Fewer Hits Allowed | 15 | 15 |
| Longest Scoreless Innings Stretch | 6.2 | 6.2 |
| Wins in a Row* | 1** | 1** |

*no decisions do not break a streak
**designates as current

GAME-BY-GAME PITCHING STATS

| DATE | OPP | GS | IP | H | R | ER | BB | SO | 2B | 3B | HR | WP | BK | HBP | W/L | SV | ERA |
|---------------|-------------------|----------|-------------|-----------|-----------|-----------|-----------|-----------|----------|----------|----------|----------|----------|----------|------------|----------|-------------|
| 2/14 | Hofstra | 0 | 1.1 | 1 | 2 | 2 | 3 | 0 | 0 | 0 | 0 | 0 | 0 | 0 | 0/0 | 0 | 13.50 |
| 2/17 | Troy | 0 | 0.0 | 2 | 1 | 1 | 1 | 0 | 0 | 0 | 0 | 0 | 0 | 0 | 0/0 | 0 | 20.25 |
| 2/24 | Austin Peay | 0 | 1.1 | 0 | 0 | 0 | 0 | 1 | 0 | 0 | 0 | 0 | 0 | 0 | 1/0 | 0 | 10.13 |
| 3/1 | vs. UCLA | 0 | 0.2 | 1 | 1 | 1 | 1 | 0 | 0 | 1 | 0 | 1 | 0 | 0 | 0/0 | 0 | 10.80 |
| 3/6 | Lipscomb | 0 | 2.0 | 3 | 2 | 1 | 0 | 2 | 0 | 0 | 1 | 0 | 0 | 0 | 0/0 | 0 | 8.44 |
| 3/10 | vs. Tulane | 0 | 1.0 | 0 | 0 | 0 | 0 | 0 | 0 | 0 | 0 | 0 | 0 | 0 | 0/0 | 0 | 7.11 |
| 3/14 | at Arkansas | 0 | 0.1 | 1 | 2 | 0 | 3 | 1 | 0 | 0 | 0 | 0 | 0 | 0 | 0/0 | 0 | 6.75 |
| 3/24 | Southern Miss* | 1 | 2.0 | 2 | 0 | 0 | 0 | 2 | 1 | 0 | 0 | 0 | 0 | 0 | 0/0 | 0 | 5.19 |
| 3/31 | Grambling* | 1 | 2.0 | 0 | 0 | 0 | 1 | 2 | 0 | 0 | 0 | 0 | 0 | 0 | 0/0 | 0 | 4.22 |
| 4/2 | Georgia | 0 | 0.1 | 0 | 0 | 0 | 0 | 1 | 0 | 0 | 0 | 0 | 0 | 0 | 0/0 | 0 | 4.09 |
| 4/7 | UAB* | 1 | 3.2 | 2 | 2 | 2 | 2 | 2 | 1 | 0 | 1 | 0 | 0 | 1 | 0/0 | 0 | 4.30 |
| 4/14 | at Samford* | 1 | 3.0 | 2 | 1 | 1 | 1 | 2 | 0 | 1 | 0 | 0 | 0 | 0 | 0/0 | 0 | 4.08 |
| 4/18 | at South Carolina | 0 | 1.0 | 0 | 0 | 0 | 1 | 1 | 0 | 0 | 0 | 0 | 0 | 0 | 0/0 | 0 | 3.86 |
| 4/24 | LSU | 0 | 0.2 | 0 | 0 | 0 | 0 | 0 | 0 | 0 | 0 | 0 | 0 | 0 | 0/0 | 0 | 3.72 |
| 4/26 | LSU | 0 | 1.0 | 1 | 2 | 2 | 1 | 1 | 0 | 0 | 1 | 0 | 0 | 0 | 0/0 | 0 | 4.43 |
| 4/28 | vs Ole Miss | 0 | 0 | 2 | 1 | 1 | 0 | 0 | 1 | 0 | 0 | 0 | 0 | 1 | 0/0 | 0 | 4.87 |
| 5/5 | Nicholls* | 1 | 3.1 | 6 | 5 | 5 | 2 | 2 | 0 | 0 | 1 | 0 | 0 | 0 | 0/0 | 0 | 6.08 |
| TOTALS | | 5 | 23.2 | 23 | 19 | 16 | 14 | 17 | 3 | 2 | 4 | 1 | 0 | 2 | 1/0 | 0 | 6.08 |

CAREER PITCHING STATS

| YEAR | ERA | W-L | APP | GS | CG | SHO | SV | IP | H | R | ER | BB | SO | BF | B/AVG | WP | HBP |
|--------------|-------------|------------|-----------|----------|----------|----------|----------|-------------|-----------|-----------|-----------|-----------|-----------|------------|-------------|----------|----------|
| 2026 | 6.08 | 1-0 | 17 | 5 | 0 | 0 | 0 | 23.2 | 23 | 19 | 16 | 14 | 17 | 109 | .250 | 1 | 2 |
| TOTAL | 6.08 | 1-0 | 17 | 5 | 0 | 0 | 0 | 23.2 | 23 | 19 | 16 | 14 | 17 | 109 | .250 | 1 | 2 |

28 RYAN MCPHERSON

RHP | R/R | SO. | 6-3 | 205
HOLLYWOOD, FLA / NORTH BROWARD PREP

QUICK HITS

- 2026 Perfect Game Top 100 Sophomores (No. 24)
- 2026 D1Baseball Top 200 Starting Pitchers (No. 38)
- 2025 USA Baseball Collegiate National Team
- 2025 First Year SEC Academic Honor Roll

SINGLE GAME CAREER HIGHS

| | | |
|-------------|-----|----------------------------|
| Innings | 7.0 | vs Arizona State (2/27/26) |
| Strikeouts | 11 | Delaware (2/20/26) |
| Walks (Low) | 0 | 14x Last: Auburn (5/9/26) |

MISCELLANEOUS STATS

| | 2026 | CAREER GAMES |
|-----------------------------------|------|--------------|
| 5+ Strikeouts | 4 | 4 |
| 10+ Strikeouts | 1 | 1 |
| 2 or Fewer Hits Allowed | 3 | 20 |
| Longest Scoreless Innings Stretch | 6.2 | 6.2 |
| Wins in a Row* | 3 | 3 |

*no decisions do not break a streak

**designates as current

GAME-BY-GAME PITCHING STATS

| DATE | OPP | GS | IP | H | R | ER | BB | SO | 2B | 3B | HR | WP | BK | HBP | W/L | SV | ERA |
|---------------|-------------------|----------|-------------|-----------|-----------|-----------|-----------|-----------|----------|----------|----------|----------|----------|----------|------------|----------|-------------|
| 2/13 | Hofstra* | 1 | 4.0 | 6 | 2 | 2 | 0 | 4 | 1 | 0 | 0 | 0 | 0 | 0 | 0/0 | 0 | 4.50 |
| 2/22 | Delaware* | 1 | 6.0 | 4 | 2 | 1 | 1 | 11 | 1 | 0 | 0 | 0 | 0 | 1 | 1/0 | 0 | 2.70 |
| 2/27 | vs Arizona State* | 1 | 7.0 | 4 | 1 | 1 | 3 | 5 | 1 | 0 | 0 | 0 | 0 | 0 | 1/0 | 0 | 2.12 |
| 3/5 | Lipscomb* | 1 | 6.0 | 5 | 1 | 1 | 1 | 8 | 1 | 0 | 0 | 0 | 0 | 0 | 1/0 | 0 | 1.96 |
| 3/13 | at Arkansas* | 1 | 6.0 | 5 | 4 | 3 | 0 | 8 | 1 | 0 | 1 | 1 | 0 | 0 | 0/0 | 0 | 2.48 |
| 3/20 | Vanderbilt* | 1 | 4.0 | 2 | 1 | 1 | 1 | 4 | 1 | 0 | 0 | 1 | 0 | 0 | 0/0 | 0 | 2.45 |
| 5/9 | Auburn* | 1 | 1.1 | 2 | 2 | 1 | 0 | 0 | 0 | 0 | 1 | 0 | 0 | 0 | 0/1 | 0 | 2.62 |
| 5/16 | at Texas A&M* | 1 | 2.1 | 1 | 1 | 1 | 4 | 3 | 0 | 0 | 0 | 0 | 0 | 0 | 0/0 | 0 | 2.70 |
| TOTALS | | 8 | 36.1 | 29 | 14 | 11 | 10 | 43 | 6 | 0 | 2 | 2 | 0 | 1 | 3/1 | 0 | 2.70 |

CAREER PITCHING STATS

| YEAR | ERA | W-L | APP | GS | CG | SHO | SV | IP | H | R | ER | BB | SO | BF | B/AVG | WP | HBP |
|--------------|-------------|------------|-----------|-----------|----------|----------|-------------|-----------|-----------|-----------|-----------|-----------|------------|-------------|----------|----------|-----|
| 2025 | 4.12 | 4-1 | 20 | 2 | 0 | 0 | 3 | 39.1 | 28 | 22 | 18 | 15 | 56 | 170 | .190 | 3 | 5 |
| 2026 | 2.70 | 3-1 | 8 | 8 | 0 | 0 | 3 | 36.2 | 29 | 14 | 11 | 10 | 43 | 149 | .212 | 2 | 1 |
| TOTAL | 3.43 | 7-2 | 28 | 10 | 0 | 3 | 76.0 | 57 | 36 | 29 | 25 | 99 | 319 | .201 | 5 | 6 | |



29 MADDOX WEBB

RHP | R/R | JR. | 6-2 | 195
SUMMERVILLE, S.C. / THE CITADEL

QUICK HITS

- 2026 NCBWA Stopper of the Year Presason Watch List
- 2025 All-SoCon First Team
- Father, Colt, played football and competed in track and field at Indiana State

SINGLE GAME CAREER HIGHS

| | | |
|-------------|-----|----------------------------------|
| Innings | 5.0 | at Samford (4/11/25)* |
| Strikeouts | 8 | at Samford (4/11/25)* |
| Walks (Low) | 0 | 18x Last: at Texas A&M (5/16/26) |

*Career Highs from The Citadel

MISCELLANEOUS STATS

| | 2026 | CAREER GAMES |
|-----------------------------------|------|--------------|
| 5+ Strikeouts | -- | 2 |
| 10+ Strikeouts | -- | -- |
| 2 or Fewer Hits Allowed | 21 | 56 |
| Longest Scoreless Innings Stretch | 9.0 | 11.0* |
| Wins in a Row* | 1** | 1** |

*no decisions do not break a streak

**designates as current

*Statistics from The Citadel

GAME-BY-GAME PITCHING STATS

| DATE | OPP | GS | IP | H | R | ER | BB | SO | 2B | 3B | HR | WP | BK | HBP | W/L | SV | ERA |
|---------------|-------------------|----------|-------------|-----------|-----------|-----------|-----------|-----------|----------|----------|----------|----------|----------|----------|------------|----------|-------------|
| 2/14 | Hofstra | 0 | 1.0 | 1 | 0 | 0 | 0 | 3 | 0 | 0 | 0 | 0 | 0 | 1 | 0/0 | 1 | 0.00 |
| 2/17 | Troy | 0 | 0.2 | 1 | 0 | 0 | 0 | 0 | 0 | 0 | 0 | 0 | 0 | 0 | 0/0 | 0 | 0.00 |
| 2/22 | Delaware | 0 | 1.0 | 1 | 0 | 0 | 0 | 1 | 0 | 0 | 0 | 0 | 0 | 0 | 0/0 | 0 | 0.00 |
| 3/1 | vs UCLA | 0 | 1.1 | 0 | 0 | 0 | 0 | 0 | 0 | 0 | 0 | 0 | 0 | 0 | 0/0 | 0 | 0.00 |
| 3/3 | at Southern Miss | 0 | 1.0 | 0 | 0 | 0 | 0 | 2 | 0 | 0 | 0 | 0 | 0 | 0 | 0/0 | 0 | 0.00 |
| 3/5 | Lipscomb | 0 | 1.1 | 5 | 2 | 2 | 1 | 3 | 2 | 0 | 0 | 0 | 0 | 0 | 0/0 | 0 | 2.84 |
| 3/10 | vs. Tulane | 0 | 0.0 | 1 | 0 | 0 | 0 | 0 | 0 | 0 | 0 | 0 | 0 | 0 | 0/0 | 0 | 2.84 |
| 3/14 | at Arkansas | 0 | 1.1 | 0 | 0 | 0 | 0 | 2 | 0 | 0 | 0 | 0 | 0 | 0 | 0/0 | 0 | 2.35 |
| 3/20 | Vanderbilt | 0 | 1.0 | 0 | 0 | 0 | 3 | 1 | 0 | 0 | 0 | 0 | 0 | 0 | 0/0 | 0 | 2.08 |
| 3/24 | Southern Miss | 0 | 0.2 | 0 | 0 | 0 | 0 | 1 | 0 | 0 | 0 | 0 | 0 | 0 | 0/0 | 0 | 1.93 |
| 3/27 | at Ole Miss | 0 | 1.0 | 0 | 0 | 0 | 0 | 2 | 0 | 0 | 0 | 0 | 0 | 0 | 0/0 | 0 | 1.74 |
| 3/28 | at Ole Miss | 0 | 1.0 | 0 | 0 | 0 | 1 | 1 | 0 | 0 | 0 | 0 | 0 | 0 | 0/0 | 0 | 1.59 |
| 4/4 | Georgia | 0 | 2.0 | 4 | 3 | 3 | 1 | 2 | 1 | 0 | 1 | 1 | 0 | 0 | 0/1 | 0 | 3.38 |
| 4/7 | UAB | 0 | 1.0 | 0 | 0 | 0 | 1 | 2 | 0 | 0 | 0 | 0 | 0 | 1 | 0/0 | 0 | 3.14 |
| 4/10 | Tennessee | 0 | 0.2 | 0 | 0 | 0 | 1 | 1 | 0 | 0 | 0 | 0 | 0 | 0 | 0/0 | 0 | 3.00 |
| 4/19 | at South Carolina | 0 | 2.2 | 0 | 0 | 0 | 1 | 3 | 0 | 0 | 0 | 0 | 0 | 0 | 1/0 | 0 | 2.55 |
| 4/21 | Memphis | 0 | 0.2 | 0 | 0 | 0 | 0 | 1 | 0 | 0 | 0 | 0 | 0 | 0 | 0/0 | 1 | 2.45 |
| 4/24 | LSU | 0 | 1.1 | 1 | 0 | 0 | 1 | 1 | 0 | 0 | 0 | 0 | 0 | 1 | 0/0 | 0 | 2.29 |
| 4/25 | LSU | 0 | 0.2 | 1 | 0 | 0 | 0 | 0 | 0 | 0 | 0 | 0 | 0 | 0 | 0/0 | 1 | 2.21 |
| 4/26 | LSU | 0 | 1.0 | 0 | 0 | 0 | 1 | 0 | 0 | 0 | 0 | 0 | 0 | 0 | 0/0 | 0 | 2.11 |
| 5/2 | at Texas | 0 | 0.2 | 2 | 3 | 3 | 3 | 0 | 0 | 0 | 1 | 0 | 0 | 0 | 0/0 | 0 | 3.27 |
| 5/9 | Auburn | 0 | 1.1 | 4 | 2 | 2 | 1 | 2 | 1 | 0 | 0 | 0 | 1 | 0 | 0/0 | 0 | 3.86 |
| 5/14 | at Texas A&M | 0 | 0.1 | 1 | 0 | 0 | 1 | 0 | 1 | 0 | 0 | 0 | 0 | 0 | 0/0 | 0 | 3.80 |
| 5/16 | at Texas A&M | 0 | 0.1 | 1 | 1 | 1 | 0 | 0 | 1 | 0 | 0 | 0 | 0 | 0 | 0/0 | 0 | 4.13 |
| 5/21 | vs Georgia | 0 | 0.2 | 0 | 0 | 0 | 1 | 1 | 0 | 0 | 0 | 1 | 0 | 0 | 0/0 | 0 | 4.01 |
| TOTALS | | 0 | 24.2 | 23 | 11 | 11 | 17 | 29 | 6 | 0 | 2 | 2 | 1 | 3 | 1/1 | 3 | 4.01 |

CAREER PITCHING STATS

| YEAR | ERA | W-L | APP | GS | CG | SHO | SV | IP | H | R | ER | BB | SO | BF | B/AVG | WP | HBP |
|--------------|-------------|------------|-----------|----------|----------|----------|-----------|--------------|-----------|-----------|-----------|-----------|------------|------------|-------------|-----------|-----------|
| 2024* | 5.18 | 0-1 | 22 | 0 | 0 | 0 | 2 | 24.1 | 20 | 16 | 14 | 21 | 22 | 116 | .233 | 3 | 5 |
| 2025* | 4.04 | 4-1 | 24 | 1 | 0 | 0 | 5 | 55.2 | 54 | 30 | 25 | 34 | 61 | 259 | .256 | 8 | 7 |
| 2026 | 4.01 | 1-1 | 25 | 0 | 0 | 0 | 3 | 24.2 | 23 | 11 | 11 | 17 | 29 | 117 | .242 | 2 | 3 |
| TOTAL | 4.30 | 5-3 | 71 | 1 | 0 | 0 | 10 | 104.2 | 97 | 57 | 50 | 72 | 112 | 492 | .244 | 13 | 15 |

*Statistics from The Citadel

PITCHING STAFF PROFILES

30 JACKSON LOGAR

RHP | R/R | JR. | 6-0 | 215
MEDFORD, N.J. / JAMES MADISON

QUICK HITS

- D1Baseball Top 50 Transfer Pitchers (No. 39)

SINGLE GAME CAREER HIGHS

| | | |
|-------------|-----|------------------------------|
| Innings | 7.0 | Troy (4/1/25)* |
| Strikeouts | 12 | Georgia Southern (5/22/24)* |
| Walks (Low) | 0 | 8x Last: Marshall (5/11/24)* |

*Statistics from James Madison

MISCELLANEOUS STATS

| | 2026 | CAREER GAMES |
|-----------------------------------|-------|--------------|
| 5+ Strikeouts | -- | 9 |
| 10+ Strikeouts | -- | 1 |
| 2 or Fewer Hits Allowed | 1 | 21 |
| Longest Scoreless Innings Stretch | 1.0** | 10.1* |
| Wins in a Row* | -- | 2 |

*no decisions do not break a streak

**designates as current

*Statistics from James Madison

GAME-BY-GAME PITCHING STATS

| DATE | OPP | GS | IP | H | R | ER | BB | SO | 2B | 3B | HR | WP | BK | HBP | W/L | SV | ERA |
|---------------|--------------|----------|------------|----------|----------|----------|----------|----------|----------|----------|----------|----------|----------|----------|------------|----------|-------------|
| 2/18 | Alcorn State | 0 | 1.0 | 0 | 0 | 0 | 1 | 3 | 0 | 0 | 0 | 1 | 0 | 0 | 0/0 | 0 | 0.00 |
| TOTALS | | 0 | 1.0 | 0 | 0 | 0 | 1 | 3 | 0 | 0 | 0 | 1 | 0 | 0 | 0/0 | 0 | 0.00 |

CAREER PITCHING STATS

| YEAR | ERA | W-L | APP | GS | CG | SHO | SV | IP | H | R | ER | BB | SO | BF | B/AVG | WP | HBP |
|--------------|-------------|------------|-----------|-----------|----------|----------|----------|--------------|-----------|-----------|-----------|-----------|------------|------------|-------------|----------|-----------|
| 2024* | 5.19 | 0-0 | 22 | 2 | 0 | 0 | 2 | 43.1 | 42 | 31 | 25 | 24 | 43 | 199 | .255 | 4 | 8 |
| 2025* | 3.53 | 4-5 | 15 | 14 | 0 | 0 | 0 | 74.0 | 50 | 38 | 29 | 41 | 72 | 336 | .197 | 4 | 30 |
| 2026 | 0.00 | 0-0 | 1 | 0 | 0 | 0 | 0 | 1.0 | 0 | 0 | 0 | 1 | 3 | 4 | .000 | 1 | 0 |
| TOTAL | 4.11 | 4-5 | 38 | 16 | 0 | 0 | 2 | 118.1 | 92 | 69 | 54 | 66 | 118 | 539 | .150 | 9 | 38 |

*Statistics from James Madison

32 PEYTON FOWLER

RHP | R/R | JR. | 6-3 | 195
GLUCKSTADT, MISS. / MERIDIAN CC

QUICK HITS

- Father, Brad, played basketball at Belhaven
- Mother, Julie, played basketball and cheered at Hinds Community College
- Cousin, Bryce Fowler, plays outfield at Alabama

SINGLE GAME CAREER HIGHS

| | | |
|-------------|-----|------------------------|
| Innings | 1.1 | Georgia (4/2/26) |
| Strikeouts | 4 | vs Ole Miss (4/28/26) |
| Walks (Low) | 0 | 2x Last: LSU (4/26/26) |

MISCELLANEOUS STATS

| | 2026 | CAREER GAMES |
|-----------------------------------|------|--------------|
| 5+ Strikeouts | -- | -- |
| 10+ Strikeouts | -- | -- |
| 2 or Fewer Hits Allowed | 7 | 7 |
| Longest Scoreless Innings Stretch | 6.0 | 6.0 |
| Wins in a Row* | 1** | 1** |

*no decisions do not break a streak

**designates as current

GAME-BY-GAME PITCHING STATS

| DATE | OPP | GS | IP | H | R | ER | BB | SO | 2B | 3B | HR | WP | BK | HBP | W/L | SV | ERA |
|---------------|-------------|----------|------------|----------|----------|----------|----------|-----------|----------|----------|----------|----------|----------|----------|------------|----------|-------------|
| 3/31 | Grambling | 0 | 1.0 | 1 | 0 | 0 | 1 | 2 | 0 | 0 | 0 | 0 | 0 | 0 | 0/0 | 0 | 0.00 |
| 4/2 | Georgia | 0 | 1.1 | 0 | 0 | 0 | 3 | 2 | 0 | 0 | 0 | 0 | 0 | 0 | 0/0 | 0 | 0.00 |
| 4/10 | Tennessee | 0 | 1.0 | 0 | 0 | 0 | 0 | 3 | 0 | 0 | 0 | 0 | 0 | 0 | 0/0 | 0 | 0.00 |
| 4/14 | at Samford | 0 | 1.0 | 1 | 0 | 0 | 0 | 0 | 0 | 0 | 0 | 0 | 0 | 0 | 0/0 | 0 | 0.00 |
| 4/26 | LSU | 0 | 0.1 | 0 | 0 | 0 | 0 | 0 | 0 | 0 | 0 | 0 | 0 | 0 | 1/0 | 0 | 0.00 |
| 4/28 | vs Ole Miss | 0 | 1.1 | 0 | 2 | 2 | 1 | 4 | 0 | 0 | 0 | 0 | 0 | 2 | 0/0 | 0 | 3.00 |
| 5/3 | at Texas | 0 | 0.1 | 0 | 0 | 0 | 1 | 1 | 0 | 0 | 0 | 0 | 0 | 0 | 0/0 | 0 | 2.84 |
| TOTALS | | 0 | 6.1 | 2 | 2 | 2 | 6 | 12 | 0 | 0 | 0 | 0 | 0 | 2 | 1/0 | 0 | 2.84 |

CAREER PITCHING STATS

| YEAR | ERA | W-L | APP | GS | CG | SHO | SV | IP | H | R | ER | BB | SO | BF | B/AVG | WP | HBP |
|--------------|-------------|------------|----------|----------|----------|----------|----------|------------|----------|----------|----------|----------|-----------|-----------|-------------|----------|----------|
| 2026 | 2.84 | 1-0 | 7 | 0 | 0 | 0 | 0 | 6.1 | 2 | 2 | 2 | 6 | 12 | 30 | .091 | 0 | 2 |
| TOTAL | 2.84 | 1-0 | 7 | 0 | 0 | 0 | 0 | 6.1 | 2 | 2 | 2 | 6 | 12 | 30 | .091 | 0 | 2 |

**35 BEN DAVIS****RHP | R/R | SR. | 6-4 | 230**
BOONEVILLE, MISS. / ITAWAMBA CC**QUICK HITS**

- 2026 All-SEC Second Team
- 2026 NCBWA Stopper of the Year Midseason Watch List
- 2026 Perfect Game Top 100 Seniors (No. 82)
- 2026 D1Baseball Top 150 Relief Pitchers (No. 11)
- 2026 NCBWA Stopper of the Year Preseason Watch List

SINGLE GAME CAREER HIGHS

| | | |
|-------------|-----|----------------------------------|
| Innings | 6.0 | Queens (3/8/25) |
| Strikeouts | 6 | South Carolina (4/4/25) |
| Walks (Low) | 0 | 21x Last: at Texas A&M (5/15/26) |

MISCELLANEOUS STATS

| | 2026 | CAREER GAMES |
|-----------------------------------|------|--------------|
| 5+ Strikeouts | 3 | 7 |
| 10+ Strikeouts | -- | 14 |
| 2 or Fewer Hits Allowed | 17 | 27 |
| Longest Scoreless Innings Stretch | 6.0 | 6.0 |
| Wins in a Row* | -- | 3 |

*no decisions do not break a streak

**designates as current

GAME-BY-GAME PITCHING STATS

| DATE | OPP | GS | IP | H | R | ER | BB | SO | 2B | 3B | HR | WP | BK | HBP | W/L | SV | ERA |
|---------------|-------------------|----------|-------------|-----------|-----------|-----------|-----------|-----------|----------|----------|----------|----------|----------|----------|------------|----------|-------------|
| 2/13 | Hofstra | 0 | 3.0 | 1 | 1 | 1 | 0 | 5 | 1 | 0 | 0 | 0 | 0 | 1 | 0/0 | 1 | 3.00 |
| 2/22 | Delaware | 0 | 1.0 | 0 | 0 | 0 | 0 | 2 | 0 | 0 | 0 | 0 | 0 | 0 | 0/0 | 0 | 2.25 |
| 3/1 | vs UCLA | 0 | 3.1 | 2 | 4 | 4 | 1 | 2 | 0 | 0 | 1 | 0 | 0 | 4 | 0/1 | 0 | 6.14 |
| 3/5 | Lipscomb | 0 | 1.2 | 2 | 0 | 0 | 0 | 2 | 0 | 0 | 0 | 0 | 0 | 0 | 0/0 | 1 | 5.00 |
| 3/10 | vs. Tulane | 0 | 0 | 0 | 0 | 0 | 0 | 0 | 0 | 0 | 0 | 0 | 0 | 0 | 0/0 | 0 | 4.50 |
| 3/14 | at Arkansas | 0 | 2.0 | 4 | 2 | 2 | 0 | 4 | 1 | 1 | 0 | 0 | 0 | 0 | 0/0 | 0 | 5.25 |
| 3/20 | Vanderbilt | 0 | 2.2 | 1 | 1 | 1 | 1 | 3 | 1 | 0 | 0 | 0 | 0 | 0 | 0/0 | 1 | 4.91 |
| 3/27 | at Ole Miss | 0 | 0.1 | 1 | 3 | 3 | 2 | 1 | 0 | 0 | 1 | 0 | 0 | 0 | 0/0 | 0 | 6.60 |
| 3/29 | at Ole Miss | 0 | 2.1 | 2 | 0 | 0 | 1 | 4 | 1 | 0 | 0 | 0 | 0 | 0 | 0/0 | 0 | 5.71 |
| 4/3 | Georgia | 0 | 1.2 | 3 | 1 | 0 | 0 | 2 | 0 | 0 | 0 | 0 | 0 | 0 | 0/0 | 0 | 5.21 |
| 4/4 | Georgia | 0 | 2.0 | 1 | 0 | 0 | 0 | 2 | 0 | 0 | 0 | 0 | 0 | 0 | 0/0 | 0 | 4.71 |
| 4/7 | UAB | 0 | 1.0 | 1 | 0 | 0 | 0 | 0 | 0 | 0 | 0 | 0 | 0 | 1 | 0/0 | 1 | 4.50 |
| 4/12 | Tennessee | 0 | 3.2 | 5 | 3 | 3 | 0 | 4 | 1 | 0 | 0 | 1 | 0 | 0 | 0/0 | 0 | 4.91 |
| 4/17 | at South Carolina | 0 | 2.1 | 2 | 0 | 0 | 1 | 3 | 0 | 0 | 0 | 0 | 0 | 0 | 0/0 | 1 | 4.50 |
| 4/19 | at South Carolina | 0 | 1.1 | 2 | 0 | 0 | 0 | 1 | 0 | 0 | 0 | 2 | 0 | 0 | 0/0 | 0 | 4.30 |
| 4/24 | LSU | 0 | 2.2 | 2 | 1 | 1 | 1 | 5 | 0 | 0 | 0 | 0 | 0 | 0 | 0/0 | 0 | 4.22 |
| 4/26 | LSU | 0 | 2.0 | 1 | 0 | 0 | 0 | 2 | 0 | 0 | 0 | 0 | 0 | 0 | 0/0 | 0 | 3.97 |
| 5/2 | at Texas | 0 | 0.1 | 0 | 0 | 0 | 1 | 0 | 0 | 0 | 0 | 0 | 0 | 0 | 0/0 | 0 | 3.93 |
| 5/8 | Auburn | 0 | 3.0 | 2 | 1 | 1 | 0 | 5 | 0 | 0 | 1 | 0 | 0 | 1 | 0/1 | 0 | 3.86 |
| 5/14 | at Texas A&M | 0 | 1.0 | 1 | 0 | 0 | 0 | 1 | 0 | 0 | 0 | 0 | 0 | 1 | 0/0 | 0 | 3.76 |
| 5/15 | at Texas A&M | 0 | 2.1 | 2 | 0 | 0 | 0 | 2 | 0 | 0 | 0 | 0 | 0 | 0 | 0/0 | 0 | 3.54 |
| 5/16 | at Texas A&M | 0 | 1.1 | 1 | 0 | 0 | 3 | 0 | 0 | 0 | 0 | 1 | 0 | 0 | 0/0 | 0 | 3.43 |
| 5/20 | vs Missouri | 0 | 1.0 | 0 | 0 | 0 | 1 | 0 | 0 | 0 | 0 | 0 | 0 | 0 | 0/0 | 0 | 3.35 |
| TOTALS | | 0 | 43.0 | 36 | 17 | 16 | 12 | 50 | 5 | 1 | 3 | 4 | 0 | 8 | 0/2 | 5 | 3.35 |

CAREER PITCHING STATS

| YEAR | ERA | W-L | APP | GS | CG | SHO | SV | IP | H | R | ER | BB | SO | BF | B/AVG | WP | HBP |
|--------------|-------------|------------|-----------|----------|----------|----------|----------|--------------|-----------|-----------|-----------|-----------|------------|------------|-------------|----------|-----------|
| 2025 | 3.77 | 4-2 | 23 | 4 | 0 | 0 | 1 | 57.1 | 52 | 33 | 24 | 24 | 61 | 254 | .236 | 5 | 3 |
| 2026 | 3.35 | 0-2 | 23 | 0 | 0 | 0 | 5 | 43.0 | 36 | 17 | 16 | 12 | 50 | 182 | .226 | 4 | 8 |
| TOTAL | 3.59 | 4-4 | 46 | 4 | 0 | 0 | 6 | 100.1 | 88 | 50 | 40 | 36 | 111 | 436 | .232 | 9 | 11 |

36 TYLER PITZER

RHP | L/R | JR. | 6-3 | 205
MCDONALD, PENN. / SOUTH CAROLINA

QUICK HITS

- 2026 D1Baseball Top 50 Transfer Pitchers (No. 19)
- 2026 D1Baseball Top 150 MLB Draft Prospect (No. 93)
- 2025 SEC Spring Academic Honor Roll
- 2025 Cape Cod League Pitcher of the Year
- SEC Freshman of the Week (March 25, 2024)
- 2024 First-Year SEC Academic Honor Roll

SINGLE GAME CAREER HIGHS

| | | |
|-------------|-----|-----------------------------|
| Innings | 6.1 | vs. Vanderbilt (3/24/24)* |
| Strikeouts | 9 | vs. Vanderbilt (3/24/24)* |
| Walks (Low) | 0 | 17x Last: Memphis (4/21/26) |

*Career-highs from South Carolina

MISCELLANEOUS STATS

| | 2026 | CAREER GAMES |
|-----------------------------------|------|--------------|
| 5+ Strikeouts | -- | 7 |
| 10+ Strikeouts | -- | -- |
| 2 or Fewer Hits Allowed | 14 | 41 |
| Longest Scoreless Innings Stretch | 5.2 | 13.2* |
| Wins in a Row* | 1 | 2* |

*no decisions do not break a streak

**designates as current

*Statistics from South Carolina

GAME-BY-GAME PITCHING STATS

| DATE | OPP | GS | IP | H | R | ER | BB | SO | 2B | 3B | HR | WP | BK | HBP | W/L | SV | ERA |
|---------------|---------------|----------|-------------|-----------|-----------|-----------|-----------|-----------|----------|----------|----------|----------|----------|----------|------------|----------|-------------|
| 2/18 | Alcorn State* | 1 | 2.0 | 1 | 0 | 0 | 0 | 3 | 0 | 0 | 0 | 0 | 0 | 0 | 0/0 | 0 | 0.00 |
| 2/22 | Delaware | 0 | 0.2 | 0 | 0 | 0 | 1 | 1 | 0 | 0 | 0 | 0 | 0 | 0 | 0/0 | 1 | 0.00 |
| 3/1 | vs UCLA | 0 | 0.1 | 0 | 0 | 0 | 1 | 0 | 0 | 0 | 0 | 0 | 0 | 0 | 0/0 | 0 | 0.00 |
| 3/6 | Lipscomb | 0 | 2.0 | 1 | 0 | 0 | 0 | 4 | 0 | 0 | 0 | 0 | 0 | 0 | 1/0 | 0 | 0.00 |
| 3/14 | at Arkansas | 0 | 0.2 | 1 | 2 | 2 | 1 | 1 | 0 | 0 | 0 | 0 | 0 | 0 | 0/1 | 0 | 3.18 |
| 3/17 | Jackson State | 0 | 1.0 | 0 | 0 | 0 | 0 | 0 | 0 | 0 | 0 | 0 | 0 | 0 | 0/0 | 0 | 2.70 |
| 3/22 | Vanderbilt | 0 | 1.1 | 1 | 0 | 0 | 0 | 1 | 0 | 0 | 0 | 0 | 0 | 0 | 0/0 | 0 | 2.25 |
| 3/27 | at Ole Miss | 0 | 2.0 | 0 | 0 | 0 | 0 | 4 | 0 | 0 | 0 | 0 | 0 | 0 | 1/0 | 0 | 1.80 |
| 4/2 | Georgia | 0 | 2.0 | 1 | 1 | 1 | 1 | 4 | 1 | 0 | 0 | 1 | 0 | 0 | 0/0 | 0 | 2.25 |
| 4/4 | Georgia | 0 | 0.1 | 0 | 0 | 0 | 0 | 0 | 0 | 0 | 0 | 0 | 0 | 0 | 0/0 | 0 | 2.19 |
| 4/7 | UAB | 0 | 1.0 | 2 | 0 | 0 | 1 | 2 | 0 | 0 | 0 | 0 | 0 | 0 | 0/0 | 0 | 2.03 |
| 4/10 | Tennessee | 0 | 0.1 | 1 | 2 | 2 | 1 | 0 | 0 | 0 | 0 | 0 | 0 | 0 | 0/1 | 0 | 3.29 |
| 4/14 | at Samford | 0 | 1.0 | 0 | 0 | 0 | 0 | 1 | 0 | 0 | 0 | 0 | 0 | 0 | 0/0 | 0 | 3.07 |
| 4/21 | Memphis* | 1 | 1.1 | 5 | 1 | 1 | 0 | 1 | 1 | 0 | 0 | 0 | 0 | 0 | 0/0 | 0 | 3.38 |
| 4/28 | vs Ole Miss | 0 | 1.1 | 0 | 0 | 0 | 2 | 1 | 0 | 0 | 0 | 0 | 0 | 0 | 0/0 | 0 | 3.12 |
| 5/3 | at Texas | 0 | 2.1 | 2 | 1 | 1 | 2 | 3 | 1 | 0 | 0 | 0 | 0 | 0 | 0/0 | 0 | 3.20 |
| 5/9 | Auburn | 0 | 0.2 | 0 | 0 | 0 | 0 | 0 | 0 | 0 | 0 | 0 | 0 | 0 | 0/0 | 0 | 3.10 |
| 5/14 | at Texas A&M | 0 | 2.2 | 2 | 4 | 3 | 1 | 6 | 1 | 0 | 0 | 0 | 0 | 0 | 0/0 | 0 | 3.91 |
| 5/16 | at Texas A&M | 0 | 1.1 | 0 | 1 | 1 | 1 | 0 | 0 | 0 | 0 | 0 | 0 | 0 | 0/0 | 0 | 4.07 |
| 5/21 | vs Georgia | 0 | 1.1 | 1 | 0 | 0 | 1 | 2 | 0 | 0 | 0 | 0 | 0 | 0 | 0/0 | 0 | 3.86 |
| TOTALS | | 2 | 25.2 | 18 | 12 | 11 | 13 | 34 | 4 | 0 | 0 | 1 | 0 | 0 | 2/2 | 1 | 3.86 |

CAREER PITCHING STATS

| YEAR | ERA | W-L | APP | GS | CG | SHO | SV | IP | H | R | ER | BB | SO | BF | B/AVG | WP | HBP |
|--------------|-------------|-------------|-----------|-----------|----------|----------|----------|-------------|-----------|-----------|-----------|-----------|------------|------------|-------------|----------|-----------|
| 2024* | 4.74 | 4-1 | 19 | 6 | 0 | 0 | 1 | 43.2 | 42 | 26 | 23 | 21 | 57 | 195 | .249 | 4 | 4 |
| 2025* | 6.99 | 4-0 | 19 | 2 | 0 | 0 | 1 | 28.1 | 31 | 25 | 22 | 28 | 32 | 146 | .292 | 2 | 6 |
| 2026 | 3.86 | 2-2 | 20 | 2 | 0 | 0 | 1 | 25.2 | 18 | 12 | 11 | 13 | 34 | 107 | .194 | 1 | 0 |
| TOTAL | 5.16 | 10-3 | 58 | 10 | 0 | 0 | 3 | 97.2 | 91 | 63 | 56 | 62 | 123 | 448 | .245 | 7 | 10 |

* Statistics from South Carolina



37 BRENDAN SWEENEY

RHP | R/R | SR. | 6-7 | 210
EDMOND, OKLA. / SOUTH CAROLINA

QUICK HITS

- 2025 SEC First-Year Academic Honor Roll
- Father, Steve, played baseball for Northeastern Oklahoma A&M
- Brother, Connor, played at Cowley Community College and Central Oklahoma

SINGLE GAME CAREER HIGHS

| | | |
|-------------|-----|-----------------------------|
| Innings | 3.2 | Hofstra (2/14/26) |
| Strikeouts | 5 | Hofstra (2/14/26) |
| Walks (Low) | 0 | 22x Last: at Texas (5/3/26) |

MISCELLANEOUS STATS

| | 2026 | CAREER GAMES |
|-----------------------------------|------|--------------|
| 5+ Strikeouts | 1 | 1 |
| 10+ Strikeouts | -- | -- |
| 2 or Fewer Hits Allowed | 9 | 27 |
| Longest Scoreless Innings Stretch | 4.1 | 8.2* |
| Wins in a Row* | -- | 1* |

*no decisions do not break a streak

**designates as current

*Career-highs from South Carolina

GAME-BY-GAME PITCHING STATS

| DATE | OPP | GS | IP | H | R | ER | BB | SO | 2B | 3B | HR | WP | BK | HBP | W/L | SV | ERA |
|---------------|-------------------|----------|-------------|-----------|-----------|-----------|----------|-----------|----------|----------|----------|----------|----------|----------|------------|----------|-------------|
| 2/14 | Hofstra | 0 | 3.2 | 2 | 1 | 1 | 0 | 5 | 0 | 0 | 1 | 0 | 0 | 0 | 0/0 | 1 | 2.45 |
| 2/22 | Delaware | 0 | 2.0 | 1 | 0 | 0 | 1 | 1 | 0 | 0 | 0 | 0 | 0 | 0 | 0/0 | 0 | 1.59 |
| 2/28 | at Virginia Tech | 0 | 1.2 | 1 | 0 | 0 | 0 | 3 | 0 | 0 | 0 | 0 | 0 | 0 | 0/0 | 0 | 1.23 |
| 3/3 | at Southern Miss* | 1 | 1.2 | 3 | 4 | 3 | 2 | 2 | 2 | 0 | 1 | 0 | 0 | 0 | 0/0 | 0 | 4.00 |
| 3/10 | vs. Tulane | 0 | 0.2 | 3 | 3 | 3 | 0 | 0 | 1 | 0 | 0 | 0 | 0 | 0 | 0/0 | 0 | 6.52 |
| 3/14 | at Arkansas | 0 | 0.1 | 0 | 0 | 0 | 0 | 0 | 0 | 0 | 0 | 0 | 0 | 0 | 0/0 | 0 | 6.30 |
| 3/17 | Jackson State | 0 | 1.0 | 0 | 0 | 0 | 0 | 1 | 0 | 0 | 0 | 0 | 0 | 0 | 0/0 | 0 | 5.73 |
| 3/21 | Vanderbilt | 0 | 2.0 | 1 | 0 | 0 | 1 | 3 | 1 | 0 | 0 | 0 | 0 | 0 | 0/0 | 0 | 4.85 |
| 3/28 | at Ole Miss | 0 | 1.0 | 1 | 1 | 1 | 1 | 1 | 0 | 0 | 0 | 0 | 0 | 1 | 0/0 | 0 | 5.14 |
| 3/31 | Grambling | 0 | 1.0 | 0 | 0 | 0 | 0 | 1 | 0 | 0 | 0 | 0 | 0 | 0 | 0/0 | 0 | 4.80 |
| 4/4 | Georgia | 0 | 0.1 | 3 | 3 | 3 | 0 | 0 | 0 | 0 | 2 | 0 | 0 | 0 | 0/0 | 0 | 6.46 |
| 4/28 | vs Ole Miss* | 1 | 3.0 | 2 | 0 | 0 | 1 | 4 | 0 | 0 | 0 | 0 | 0 | 0 | 0/0 | 0 | 5.40 |
| 5/3 | at Texas | 0 | 1.2 | 4 | 2 | 2 | 0 | 1 | 2 | 1 | 0 | 0 | 0 | 0 | 0/0 | 0 | 5.85 |
| TOTALS | | 2 | 20.0 | 21 | 14 | 13 | 6 | 22 | 6 | 1 | 4 | 0 | 0 | 1 | 0/0 | 1 | 5.85 |

CAREER PITCHING STATS

| YEAR | ERA | W-L | APP | GS | CG | SHO | SV | IP | H | R | ER | BB | SO | BF | B/AVG | WP | HBP |
|--------------|-------------|------------|-----------|----------|----------|----------|----------|-------------|-----------|-----------|-----------|-----------|-----------|------------|-------------|----------|----------|
| 2025* | 8.53 | 1-3 | 23 | 1 | 0 | 0 | 6 | 25.1 | 32 | 26 | 24 | 13 | 34 | 126 | .291 | 3 | 2 |
| 2026 | 5.85 | 1-0 | 13 | 2 | 0 | 0 | 1 | 20.0 | 21 | 14 | 13 | 6 | 22 | 85 | .269 | 0 | 1 |
| TOTAL | 7.35 | 2-3 | 36 | 3 | 0 | 0 | 7 | 45.1 | 53 | 40 | 37 | 19 | 56 | 211 | .280 | 3 | 3 |

*Statistics from South Carolina

39 PATRICK SPENCER JR.

RHP | R/R | R-SO. | 6-3 | 215
GREENVILLE, MISS. / PEARL RIVER CC

QUICK HITS

- Ranked as Prep Baseball Report's No. 3 JUCO prospect and Perfect Game's No. 6 JUCO prospect

SINGLE GAME CAREER HIGHS

| | | |
|-------------|----|----|
| Innings | -- | -- |
| Strikeouts | -- | -- |
| Walks (Low) | -- | -- |

MISCELLANEOUS STATS

| | 2026 | CAREER GAMES |
|-----------------------------------|------|--------------|
| 5+ Strikeouts | -- | -- |
| 10+ Strikeouts | -- | -- |
| 2 or Fewer Hits Allowed | -- | -- |
| Longest Scoreless Innings Stretch | -- | -- |
| Wins in a Row* | -- | -- |

*no decisions do not break a streak

**designates as current

GAME-BY-GAME PITCHING STATS

| DATE | OPP | GS | IP | H | R | ER | BB | SO | 2B | 3B | HR | WP | BK | HBP | W/L | SV | ERA |
|---------------|-----|------------|----------|----------|----------|----------|----------|----------|----------|----------|----------|----------|----------|----------|------------|----------|-------------|
| TOTALS | | 0.0 | 0 | 0 | 0 | 0 | 0 | 0 | 0 | 0 | 0 | 0 | 0 | 0 | -/- | 0 | 0.00 |

CAREER PITCHING STATS

| YEAR | ERA | W-L | APP | GS | CG | SHO | SV | IP | H | R | ER | BB | SO | BF | B/AVG | WP | HBP |
|--------------|-------------|------------|----------|----------|----------|----------|----------|------------|----------|----------|----------|----------|----------|----------|-------------|----------|----------|
| 2026 | 0.00 | 0-0 | 0 | 0 | 0 | 0 | 0 | 0.0 | 0 | 0 | 0 | 0 | 0 | 0 | .000 | 0 | 0 |
| TOTAL | 0.00 | 0-0 | 0 | 0 | 0 | 0 | 0 | 0.0 | 0 | 0 | 0 | 0 | 0 | 0 | .000 | 0 | 0 |

42 JACK GLEASON

RHP | R/R | R-FR. | 6-1 | 180
GERMANTOWN, TENN. / BRIARCREST CHRISTIAN HS

QUICK HITS

- All-State punter and All-Region wide receiver in high school
- Father, Gary, played football at Mississippi State
- Grandmother, Bettye, was the first woman honored with the Miss MSU title and was the runner-up in the 1960 Miss Mississippi pageant

SINGLE GAME CAREER HIGHS

| | | |
|-------------|-----|-----------------------------|
| Innings | 2.1 | LSU (4/26/26) |
| Strikeouts | 5 | at Southern Miss (3/3/26) |
| Walks (Low) | 0 | 13x Last: Nicholls (5/5/26) |

MISCELLANEOUS STATS

| | 2026 | CAREER GAMES |
|-----------------------------------|------|--------------|
| 5+ Strikeouts | 1 | 1 |
| 10+ Strikeouts | -- | -- |
| 2 or Fewer Hits Allowed | 22 | 22 |
| Longest Scoreless Innings Stretch | 8.0 | 8.0 |
| Wins in a Row* | 3 | 3 |

*no decisions do not break a streak

**designates as current

GAME-BY-GAME PITCHING STATS

| DATE | OPP | GS | IP | H | R | ER | BB | SO | 2B | 3B | HR | WP | BK | HBP | W/L | SV | ERA |
|---------------|------------------|----------|-------------|-----------|-----------|-----------|-----------|-----------|----------|----------|----------|----------|----------|----------|------------|----------|-------------|
| 2/14 | Hofstra | 0 | 1.1 | 1 | 0 | 0 | 0 | 2 | 0 | 0 | 0 | 0 | 0 | 1 | 1/0 | 0 | 0.00 |
| 2/17 | Troy | 0 | 1.0 | 0 | 0 | 0 | 0 | 0 | 0 | 0 | 0 | 0 | 0 | 0 | 0/0 | 0 | 0.00 |
| 2/20 | Delaware | 0 | 2.0 | 0 | 0 | 0 | 0 | 3 | 0 | 0 | 0 | 0 | 0 | 0 | 0/0 | 0 | 0.00 |
| 2/24 | Austin Peay | 0 | 1.1 | 0 | 0 | 0 | 1 | 2 | 0 | 0 | 0 | 0 | 0 | 0 | 0/0 | 0 | 0.00 |
| 2/28 | at Virginia Tech | 0 | 1.0 | 0 | 0 | 0 | 0 | 3 | 0 | 0 | 0 | 0 | 0 | 0 | 0/0 | 0 | 0.00 |
| 3/3 | at Southern Miss | 0 | 1.2 | 2 | 1 | 1 | 0 | 5 | 0 | 0 | 1 | 0 | 0 | 0 | 0/0 | 0 | 1.08 |
| 3/6 | Lipscomb | 0 | 1.0 | 1 | 0 | 0 | 0 | 3 | 0 | 0 | 0 | 0 | 0 | 0 | 0/0 | 0 | 0.96 |
| 3/10 | vs. Tulane | 0 | 1.2 | 2 | 2 | 2 | 1 | 4 | 0 | 0 | 1 | 0 | 0 | 0 | 0/0 | 0 | 2.45 |
| 3/13 | at Arkansas | 0 | 1.0 | 1 | 0 | 0 | 0 | 2 | 0 | 0 | 0 | 0 | 1 | 0 | 0/0 | 0 | 2.25 |
| 3/20 | Vanderbilt | 0 | 1.1 | 1 | 0 | 0 | 2 | 0 | 1 | 0 | 0 | 0 | 0 | 2 | 1/0 | 0 | 2.03 |
| 3/24 | Southern Miss | 0 | 0.2 | 1 | 0 | 0 | 0 | 2 | 1 | 0 | 0 | 0 | 0 | 1 | 0/0 | 0 | 1.93 |
| 3/27 | at Ole Miss | 0 | 0.2 | 1 | 0 | 0 | 0 | 0 | 0 | 0 | 0 | 0 | 0 | 0 | 0/0 | 0 | 1.84 |
| 3/31 | Grambling | 0 | 0.2 | 0 | 0 | 0 | 0 | 2 | 0 | 0 | 0 | 0 | 0 | 0 | 0/0 | 0 | 1.76 |
| 4/2 | Georgia | 0 | 0.2 | 1 | 4 | 4 | 2 | 1 | 0 | 0 | 0 | 1 | 0 | 1 | 0/0 | 0 | 3.94 |
| 4/7 | UAB | 0 | 0.2 | 1 | 1 | 1 | 1 | 0 | 0 | 0 | 0 | 0 | 0 | 0 | 1/0 | 0 | 4.32 |
| 4/11 | Tennessee | 0 | 1.1 | 0 | 0 | 0 | 0 | 3 | 0 | 0 | 0 | 0 | 0 | 0 | 0/0 | 0 | 4.00 |
| 4/21 | Memphis | 0 | 1.2 | 1 | 0 | 0 | 0 | 4 | 0 | 0 | 0 | 0 | 0 | 0 | 0/0 | 0 | 3.66 |
| 4/26 | LSU | 0 | 2.1 | 0 | 1 | 1 | 2 | 4 | 0 | 0 | 0 | 0 | 0 | 0 | 0/0 | 0 | 3.68 |
| 5/1 | at Texas | 0 | 1.0 | 0 | 0 | 0 | 0 | 0 | 0 | 0 | 0 | 0 | 0 | 0 | 0/0 | 0 | 3.52 |
| 5/3 | at Texas | 0 | 0 | 3 | 4 | 4 | 1 | 0 | 1 | 0 | 0 | 0 | 0 | 0 | 0/1 | 0 | 5.09 |
| 5/5 | Nicholls | 0 | 1.2 | 2 | 1 | 1 | 0 | 2 | 0 | 1 | 0 | 0 | 0 | 0 | 1/0 | 0 | 5.11 |
| 5/16 | at Texas A&M | 0 | 0.2 | 0 | 0 | 0 | 1 | 1 | 0 | 0 | 0 | 0 | 0 | 0 | 0/0 | 0 | 4.97 |
| TOTALS | | 0 | 25.1 | 18 | 14 | 14 | 11 | 42 | 3 | 1 | 2 | 1 | 1 | 5 | 4/1 | 0 | 4.97 |

CAREER PITCHING STATS

| YEAR | ERA | W-L | APP | GS | CG | SHO | SV | IP | H | R | ER | BB | SO | BF | B/AVG | WP | HBP |
|--------------|-------------|------------|-----------|----------|----------|----------|----------|-------------|-----------|-----------|-----------|-----------|-----------|------------|-------------|----------|----------|
| 2025 | | | | | | | | | | | | | | | | | |
| | | | | | | | | | | | | | | | | | |
| 2026 | 4.97 | 4-1 | 22 | 0 | 0 | 0 | 0 | 25.1 | 18 | 14 | 14 | 11 | 42 | 109 | .205 | 1 | 5 |
| TOTAL | 4.97 | 4-1 | 22 | 0 | 0 | 0 | 0 | 25.1 | 18 | 14 | 14 | 11 | 42 | 109 | .205 | 1 | 5 |



45 DANE BURNS

LHP | R/L | SO. | 6-5 | 215
REGINA, SASKATCHEWAN, CANADA / PROSPER [TX] HS

QUICK HITS

- 2026 Top 100 Juniors (No. 99) [Burns is a sophomore]
- 2026 D1Baseball Top 150 Relief Pitchers (No. 89)
- 2026 D1Baseball Top 100 MLB Draft Prospect (No. 89)
- 2025 First Year SEC Academic Honor Roll
- Drafted by the Kansas City Royals in the 17th round of the 2024 MLB Draft
- His father, Chris, was drafted in the 1992 NHL Draft by the San Jose Sharks (9th Round) as a goalie

SINGLE GAME CAREER HIGHS

| | | |
|-------------|-----|-----------------------------|
| Innings | 2.2 | at Auburn (4/27/25) |
| Strikeouts | 5 | at South Carolina (4/18/26) |
| Walks (Low) | 0 | 20x Last: Auburn (5/9/26) |

MISCELLANEOUS STATS

| | 2026 | CAREER GAMES |
|-----------------------------------|------|--------------|
| 5+ Strikeouts | 1 | 1 |
| 10+ Strikeouts | -- | -- |
| 2 or Fewer Hits Allowed | 23 | 32 |
| Longest Scoreless Innings Stretch | 10.2 | 10.2 |
| Wins in a Row* | 2** | 2** |

*no decisions do not break a streak

**designates as current

GAME-BY-GAME PITCHING STATS

| DATE | OPP | GS | IP | H | R | ER | BB | SO | 2B | 3B | HR | WP | BK | HBP | W/L | SV | ERA |
|---------------|-------------------|----------|-------------|-----------|----------|----------|-----------|-----------|----------|----------|----------|----------|----------|----------|------------|----------|-------------|
| 2/14 | Hofstra | 0 | 0.1 | 0 | 0 | 0 | 1 | 1 | 0 | 0 | 0 | 0 | 0 | 0 | 0/0 | 0 | 0.00 |
| 2/18 | Alcorn State | 0 | 1.0 | 0 | 0 | 0 | 0 | 1 | 0 | 0 | 0 | 0 | 0 | 0 | 0/0 | 0 | 0.00 |
| 2/24 | Austin Peay | 0 | 1.0 | 0 | 0 | 0 | 0 | 1 | 0 | 0 | 0 | 0 | 0 | 0 | 0/0 | 0 | 0.00 |
| 3/1 | vs UCLA | 0 | 0.2 | 0 | 0 | 0 | 1 | 0 | 0 | 0 | 0 | 0 | 0 | 0 | 0/0 | 0 | 0.00 |
| 3/3 | at Southern Miss | 0 | 0.1 | 0 | 0 | 0 | 1 | 1 | 0 | 0 | 0 | 0 | 0 | 0 | 0/0 | 0 | 0.00 |
| 3/7 | Lipscomb | 0 | 1.0 | 0 | 0 | 0 | 0 | 2 | 0 | 0 | 0 | 0 | 0 | 0 | 0/0 | 0 | 0.00 |
| 3/10 | vs. Tulane | 0 | 0.1 | 0 | 0 | 0 | 0 | 1 | 0 | 0 | 0 | 0 | 0 | 0 | 1/0 | 0 | 0.00 |
| 3/13 | at Arkansas | 0 | 0.2 | 0 | 0 | 0 | 1 | 0 | 0 | 0 | 0 | 1 | 0 | 0 | 0/0 | 0 | 0.00 |
| 3/14 | at Arkansas | 0 | 0 | 0 | 0 | 0 | 0 | 0 | 0 | 0 | 0 | 0 | 0 | 1 | 0/0 | 0 | 0.00 |
| 3/24 | Southern Miss | 0 | 0.1 | 0 | 0 | 0 | 0 | 0 | 0 | 0 | 0 | 0 | 0 | 0 | 0/0 | 0 | 0.00 |
| 3/27 | at Ole Miss | 0 | 0.1 | 0 | 0 | 0 | 0 | 1 | 0 | 0 | 0 | 0 | 0 | 0 | 0/0 | 0 | 0.00 |
| 4/2 | Georgia | 0 | 0.1 | 2 | 0 | 0 | 0 | 1 | 0 | 0 | 0 | 0 | 0 | 0 | 0/0 | 0 | 0.00 |
| 4/4 | Georgia | 0 | 0.1 | 2 | 0 | 0 | 0 | 0 | 0 | 0 | 0 | 0 | 0 | 0 | 0/0 | 0 | 0.00 |
| 4/7 | UAB | 0 | 1.0 | 2 | 0 | 0 | 0 | 1 | 1 | 0 | 0 | 0 | 0 | 0 | 0/0 | 0 | 0.00 |
| 4/10 | Tennessee | 0 | 0 | 0 | 0 | 0 | 1 | 0 | 0 | 0 | 0 | 0 | 0 | 0 | 0/0 | 0 | 0.00 |
| 4/11 | Tennessee | 0 | 2.0 | 2 | 1 | 1 | 0 | 2 | 2 | 0 | 0 | 0 | 0 | 0 | 0/0 | 0 | 0.84 |
| 4/18 | at South Carolina | 0 | 2.0 | 2 | 0 | 0 | 0 | 5 | 0 | 0 | 0 | 1 | 0 | 0 | 0/0 | 0 | 0.71 |
| 4/21 | Memphis | 0 | 1.1 | 2 | 0 | 0 | 0 | 2 | 0 | 0 | 0 | 0 | 0 | 1 | 0/0 | 0 | 0.64 |
| 4/25 | LSU | 0 | 1.0 | 0 | 0 | 0 | 1 | 2 | 0 | 0 | 0 | 0 | 0 | 0 | 1/0 | 0 | 0.60 |
| 4/26 | LSU | 0 | 0.1 | 2 | 2 | 2 | 1 | 1 | 0 | 1 | 1 | 1 | 0 | 0 | 0/0 | 0 | 1.76 |
| 4/28 | vs Ole Miss | 0 | 2.0 | 0 | 0 | 0 | 0 | 2 | 0 | 0 | 0 | 0 | 0 | 0 | 0/0 | 1 | 1.56 |
| 5/2 | at Texas | 0 | 0.2 | 1 | 0 | 0 | 1 | 2 | 0 | 0 | 0 | 0 | 0 | 1 | 0/0 | 0 | 1.50 |
| 5/9 | Auburn | 0 | 2.2 | 3 | 3 | 3 | 0 | 1 | 1 | 0 | 0 | 0 | 0 | 1 | 0/0 | 0 | 2.61 |
| 5/16 | at Texas A&M | 0 | 1.0 | 0 | 2 | 2 | 2 | 2 | 0 | 0 | 0 | 1 | 0 | 0 | 0/0 | 0 | 3.32 |
| 5/21 | vs Georgia | 0 | 0 | 0 | 0 | 0 | 1 | 0 | 0 | 0 | 0 | 0 | 0 | 0 | 0/0 | 0 | 3.32 |
| TOTALS | | 0 | 21.2 | 19 | 8 | 8 | 11 | 31 | 4 | 1 | 1 | 4 | 0 | 4 | 2/0 | 1 | 3.32 |

CAREER PITCHING STATS

| YEAR | ERA | W-L | APP | GS | CG | SHO | SV | IP | H | R | ER | BB | SO | BF | B/AVG | WP | HBP |
|--------------|-------------|------------|-----------|----------|----------|----------|----------|-------------|-----------|-----------|-----------|-----------|-----------|------------|-------------|----------|----------|
| 2025 | 4.02 | 1-1 | 14 | 0 | 0 | 0 | 0 | 15.2 | 11 | 7 | 7 | 12 | 19 | 71 | .196 | 2 | 2 |
| 2026 | 3.32 | 2-0 | 26 | 0 | 0 | 0 | 0 | 21.2 | 19 | 8 | 8 | 11 | 31 | 102 | .218 | 4 | 4 |
| TOTAL | 3.62 | 3-1 | 40 | 0 | 0 | 0 | 0 | 37.1 | 30 | 15 | 15 | 23 | 50 | 173 | .210 | 6 | 6 |

47 JT SCHNOOR

RHP | R/R | R-JR. | 6-4 | 215
 PASCAGOULA, MISS. / PEARL RIVER CC

QUICK HITS

- 2025 First Year SEC Academic Honor Roll
- 2024 CSC Academic All-District

SINGLE GAME CAREER HIGHS

| | | |
|-------------|-----|----------------|
| Innings | 0.1 | Troy (2/25/25) |
| Strikeouts | 1 | Troy (2/25/25) |
| Walks (Low) | 1 | Troy (2/25/25) |

MISCELLANEOUS STATS

| | 2026 | CAREER GAMES |
|-----------------------------------|------|--------------|
| 5+ Strikeouts | -- | -- |
| 10+ Strikeouts | -- | -- |
| 2 or Fewer Hits Allowed | -- | -- |
| Longest Scoreless Innings Stretch | -- | -- |
| Wins in a Row* | -- | -- |

*no decisions do not break a streak
 **designates as current

GAME-BY-GAME PITCHING STATS

| DATE | OPP | GS | IP | H | R | ER | BB | SO | 2B | 3B | HR | WP | BK | HBP | W/L | SV | ERA |
|---------------|-----|-----|----|---|---|----|----|----|----|----|----|----|----|-----|-----|----|------|
| TOTALS | | 0.0 | 0 | 0 | 0 | 0 | 0 | 0 | 0 | 0 | 0 | 0 | 0 | 0 | -/- | 0 | 0.00 |

CAREER PITCHING STATS

| YEAR | ERA | W-L | APP | GS | CG | SHO | SV | IP | H | R | ER | BB | SO | BF | B/AVG | WP | HBP |
|--------------|--------------|------------|----------|----------|----------|----------|----------|------------|----------|----------|----------|----------|----------|----------|--------------|----------|----------|
| 2025 | 81.00 | 0-0 | 1 | 0 | 0 | 0 | 0 | 0.1 | 4 | 4 | 3 | 1 | 1 | 6 | 0.666 | 0 | 0 |
| 2026 | | | | | | | | | | | | | | | | | |
| TOTAL | 81.00 | 0-0 | 1 | 0 | 0 | 0 | 0 | 0.1 | 4 | 4 | 3 | 1 | 1 | 6 | 0.666 | 0 | 0 |