



2014

MISSISSIPPI STATE GUIDE

BEN BRACEWELL
TEAM CAPTAIN
RHP

WES REA
TEAM CAPTAIN
1B




TABLE OF CONTENTS



MEDIA & TEAM INFORMATION	1-7
Quick Facts	2
Roster	3
Roster Breakdown	4
Schedule & Media Information	5
Media Information	6
MSU Baseball Radio Network	7

COACHING & SUPPORT STAFF	8-18
Head Coach John Cohen	8-10
Associate Head Coach Butch Thompson	11-12
Assistant Coach Nick Mingione	13-14
Camps Coordinator Jake Wells & Greg Drye	15
Support Staff	16-17
Diamond Girls	18

PLAYERS	19-45
----------------	--------------

2013 SEASON IN REVIEW	46-61
Season In Review	46-47
Game-By-Game Results	48
Statistics (Overall & SEC)	49-52
Starting Lineups (By batting order and position)	53-54
Miscellaneous Hitting Stats	55-56
Miscellaneous Pitching Stats	57-58
Final Career Statistics	59-61

SCHOOL RECORDS	62-79
Individual Records	62-63
Individual All-Time Top-10 Lists	64-67
Yearly Statistical Leaders	68-71
Team Records	72
Team Season Highs	73
Yearly Team Statistics	74-75
Year-By-Year Team Record	76-77
Miscellaneous Team Information	78
Last Time	79

HONORS & HISTORY	80-133
National Honors	80-81
Regional Honors	81
SEC Honors	82-85
Mississippi Honors	86
All-Time Lettermen	87-91
Bulldogs in Major League Baseball	92-94
Bulldogs in the Major League Baseball Draft	94-95
History of Bulldog Baseball	96-100
Year-By-Year Results	101-123
All-Time Series Records	124-125
SEC Playoffs & SEC Tournament	126-127
NCAA Tournament	128-130
NCAA College World Series	131-133

MISSISSIPPI STATE UNIVERSITY & THE SEC	134-136
The Southeastern Conference	134
Mississippi State President Dr. Mark E. Keenum	135
Mississippi State Director of Athletics Scott Stricklin	136

DUDY NOBLE FIELD	137-139
-------------------------	----------------

2013: 50 FACTS TO REMEMBER	140
-----------------------------------	------------

CREDITS

The 2014 Mississippi State University Baseball Media Guide is a publication of the MSU Athletic Media Relations Office and was compiled by Kyle Niblett.

Photography by Michelle Bishop, Joe Dier, the late Fred Faulk, Mansel Guerry, Rhett Hobart, Russ Houston, Craig Jackson, David Lann, Blake McCollum, Bill Simmonds, Melford Smith, and Gene Swindoll, Beth Wynn.

Special thanks for editorial and technical assistance to Bob Carskadon, Joe Dier, Reed Dier, the late Bob Hartley, Jake Hudspeth, Vanessa Niblett, Lee VanHorn and Reed Waldrop.

Cover design by Rhett Hobart of the MSU Athletic Marketing Department.

Please email all corrections to: KNiblett@athletics.msstate.edu.

TEAM ROAD INFO

Hi Corbett Classic (March 7-9) Tucson, Ariz.

Marriott Tucson University Park
880 East 2nd Street
Tucson, AZ 85719
Phone: (800) 228-9290

Georgia (March 14-16) Athens, Ga.

The Classic City Hilton Garden Inn
390 East Washington Street
Athens, GA 30601
Phone: (706) 353-6800

LSU (April 4-6) Baton Rouge, La.

Renaissance Baton Rouge Hotel
7000 Bluebonnet Boulevard
Baton Rouge, LA 70810
Phone: (800) 627-7468

Missouri (April 18-20) Columbia, Mo.

Courtyard by Marriott - Columbia
3301 LeMone Industrial Boulevard
Columbia, MO 65201
Phone: (800) 321-2211

Auburn (May 2-4) Auburn, Ala.

Hilton Garden Inn Auburn/Opelika
2555 Hilton Garden Drive
Auburn, AL 36830
Phone: (334) 502-3500

Alabama (May 15-17) Tuscaloosa, Ala.

Holiday Inn Express Hotel/Suites - University
1120 Veterans Memorial Parkway
Tuscaloosa, AL 35404
Phone: (510) 548-1700





QUICK FACTS

SCHOOL INFORMATION

Location (Enrollment)..... Starkville, Miss. (20,365)
 Founded1878
 President..... Dr. Mark E. Keenum
 Faculty Representative.....Dr. Steven Turner
 Director of AthleticsScott Stricklin
 Twitter@StricklinMSU
 Affiliation NCAA Division I
 Conference.....Southeastern - Western Division
 Nickname.....Bulldogs
 Colors.....Maroon (PMS 202) and White
 Athletic Department Phone.....(662) 325-2532
 Ticket Office Phone.....(662) 325-2600

STADIUM INFORMATION

NameDudy Noble Field, Polk-DeMent Stadium
 Capacity15,000
 Field DimensionsLeft-330, Left Center-376,
 Center-390, Right Center-374, Right-326
 Press Box Phone(662) 325-3776

STAFF INFORMATION

Head Coach John Cohen (Miss. State '90)
 Twitter@3Strikes_MSU
 Record Overall (Years)..... 498-327-1 (14)
 Record at MSU (Years)..... 171-131 (5)
 NCAA Appearances5 (2006, 2008, 2011-13)
 Super Regional Appearances.....2 (2011, 2013)
 College World Series Appearances.....1 (2013)
 Associate Head CoachButch Thompson
 (Birmingham-Southern '92)
 Twitter@3Strikes_MSU
 Assistant CoachNick Mingione (Embry-Riddle '00)
 Twitter@Coach_Mingione
 Coordinator of Camps Jake Wells (Montevallo '05)
 Director of Baseball Ops TBD
 Strength Coach..... Brian Neal (Bridgewater College '05)
 Assistant Strength Coach Greg Drye (Southern Miss '96)
 Athletic Trainer Jason Wire (St. Cloud State '06)
 Student Managers..... Sam Cockroft
 Kyle Johnston
 Hunter Mitchem
 Davis Parker
 Wes Thigpen

MEDIA INFORMATION

Communications Contact..... Kyle Niblett
 Twitter@KyleNiblett
 Email..... kniblett@athletics.msstate.edu
 Cell.....(662) 418-9139
 Office(662) 325-8040
 Fax(662) 325-2563
 Mailing AddressP.O. Box 5308
 Mississippi State, MS 39762
 Main Phone(662) 325-8881
 Website.....HailState.com
 Baseball Twitter@HailStateBB

2013 TEAM INFORMATION

National Finish College World Series Finalists
 Final Rankings.....No. 2 in Baseball America, NCBWA,
 Collegiate Baseball, ESPN/USA Today & Perfect Game
 2013 Overall Record51-20
 Home33-8
 Road10-9
 Neutral-Site8-3
 2013 SEC Record16-14 (3rd in West/5th Overall)
 Postseason11-4
 SEC Tournament3-1
 NCAA Starkville Regional.....3-1
 NCAA Charlottesville Super Regional2-0
 NCAA College World Series.....3-2
 Lettermen Returning/Lost19/11
 Position Starters Returning/Lost5/4
 Pitchers Returning/Lost.....9/6
 Newcomers19 (13 Freshmen, 1 Sophomore, 5 Juniors)

PROGRAM INFORMATION

First Year of Baseball1885 (2014 is 124th season)
 First Year in SEC.....1933 (Charter Member)
 All-Time Record (Win %)2,457-1,436-28 (.630)
 NCAA Tournament Record (Win %)92-74 (.554)
 NCAA Tournaments (Last).....33 (2013)
 Regional Championships (Last).....11 (2013)
 NCAA Super Regionals (Last).....5 (2013)
 Super Regional Championships (Last)2 (2013)
 College World Series (Last)9 (2013)
 CWS Record (Win %)10-18 (.357)
 All-Time SEC Record (Win %)858-743-1 (.536)
 SEC Championships (Last)10 (1989)
 SEC Tournament Championships (Last).....7 (2012)
 SEC Tournaments (Last)29 (2013)
 SEC Tournament Record (Win %)60-46 (.560)

TOP RETURNING HITTERS

POS.	NAME	YEAR	AVG.	OBP	HR	RBI
3B	Alex Detz	Sr.	.318	.449	1	31
2B	Brett Pirtle	Sr.	.310	.408	2	33
1B	Wes Rea	RJr.	.291	.384	7	40

TOP RETURNING PITCHERS

POS.	NAME	YEAR	ERA	W-L	BB	K
LHP	Ross Mitchell	RJr.	1.53	13-0	29	44
RHP	Jonathan Holder	Jr.	1.65	2-0	17	90
RHP	Brandon Woodruff	Jr.	4.34	1-1	9	15

2014 ROSTER



NUMERICAL

No.	Name	Pos.	Ht.	Wt.	B-T	CL	Exp.	Hometown (Previous School)
2	Demarcus Henderson	OF	5-10	174	R-R	Sr.	2L	Waynesboro, Miss. (Wayne County High School)
3	Alex Detz	INF	5-10	185	L-R	Sr.	1L	San Luis Obispo, Calif. (Cuesta [Calif.] College)
4	Ben Bracewell	RHP	6-0	195	R-R	RSr.	3L	Chelsea, Ala. (Briarwood Christian School)
5	Daniel Garner	C	6-0	214	R-R	RFr.	RS	Madison, Ala. (Sparkman High School)
6	Derrick Armstrong	OF	5-8	200	R-R	Sr.	1L	Columbia, Tenn. (Columbia State [Tenn.] CC)
7	Jacob Robson	OF	5-9	172	L-R	So.	1L	Windsor, Ont., Canada (Vincent Massey Secondary School)
8	Gavin Collins	C	5-11	200	R-R	Fr.	HS	Lake Forest, Calif. (El Toro High School)
9	Joey Swinarski	OF	6-1	188	R-R	Fr.	HS	Orlando, Fla. (The First Academy)
10	C.T. Bradford	OF/LHP	5-9	166	L-L	Sr.	3L	Pace, Fla. (Pace High School)
12	Reid Humphreys	INF	6-1	201	R-R	Fr.	HS	Brandon, Miss. (Northwest Rankin High School)
13	Brett Pirtle	INF	5-9	174	S-R	Sr.	1L	Tyler, Texas (Panola [Texas] College)
14	Jonathan Holder	RHP	6-2	242	R-R	Jr.	2L	Gulfport, Miss. (Gulfport High School)
15	Matthew Britton	INF	6-0	195	L-R	Jr.	2L	Cullman, Ala. (Cullman High School)
17	Paul Young	RHP	6-2	196	R-R	So.	TR	Milton, Fla. (Central Alabama [Ala.] CC)
18	Seth Heck	INF	5-10	168	R-R	Jr.	TR	Edmonds, Wash. (Tacoma [Wash.] CC)
19	Brent Rooker	1B/OF	6-3	202	R-R	Fr.	HS	Germantown, Tenn. (Evangelical Christian School)
21	Jacob Lindgren	LHP	5-11	203	R-L	Jr.	2L	Bay St. Louis, Miss. (St. Stanislaus High School)
22	Jake Vickerson	OF	5-9	184	L-R	Jr.	TR	Tuscaloosa, Ala. (Shelton State [Ala.] CC)
23	Kyle Hann	INF	5-8	174	R-R	So.	1L	Oakville, Ont., Canada (Hillfield Strathallan College)
24	Brandon Woodruff	RHP	6-2	231	L-R	Jr.	2L	Wheeler, Miss. (Wheeler High School)
25	Dakota Hudson	RHP	6-5	207	R-R	Fr.	HS	Dunlap, Tenn. (Sequatchie County High School)
26	Cody Brown	OF	5-10	184	L-R	RFr.	RS	Biloxi, Miss. (Biloxi High School)
28	John Marc Shelly	RHP	5-11	195	R-R	So.	1L	Germantown, Tenn. (St. George's Independent School)
29	Cody Walker	C	5-9	204	R-R	Jr.	TR	Columbus, Ga. (Chattahoochee Valley [Ala.] CC)
31	Trevor Fitts	RHP	6-2	223	R-R	Jr.	2L	Helena, Ala. (Pelham High School)
32	Vance Tatum	LHP	6-4	194	L-L	Fr.	HS	Olive Branch, Miss. (Southaven High School)
33	Preston Brown	RHP	6-0	190	R-R	RSr.	1L	Germantown, Tenn. (St. George's Independent School)
34	Avery Geyer	RHP	5-10	203	R-R	Fr.	HS	Pensacola, Fla. (Pensacola Catholic High School)
35	Wes Rea	1B	6-5	275	R-R	RJr.	2L	Gulfport, Miss. (Harrison Central High School)
36	Zack Randolph	C	6-1	196	R-R	RJr.	RS	Amory, Miss. (Itawamba [Miss.] CC)
37	Austin Sexton	RHP	6-1	173	R-R	Fr.	HS	Huntsville, Ala. (Sparkman High School)
38	Will Cox	RHP	6-4	231	R-R	Jr.	2L	Amory, Miss. (Amory High School)
40	Levi Mintz	RHP	6-2	210	R-R	Fr.	HS	Cedar Bluff, Ala. (Cedar Bluff High School)
41	Zac Houston	RHP	6-5	234	R-R	Fr.	HS	Poplarville, Miss. (Poplarville High School)
42	Ben Hudspeth	RHP	5-11	225	R-R	Jr.	TR	Tupelo, Miss. (Itawamba [Miss.] CC)
45	Jacob Billingsley	RHP	6-0	182	R-R	Fr.	HS	Senatobia, Miss. (Magnolia Heights School)
46	Lucas Laster	LHP	5-11	178	R-L	Jr.	TR	Lewisburg, Tenn. (Columbia State [Tenn.] CC)
47	Myles Gentry	RHP	5-11	190	R-R	So.	1L	Gulfport, Miss. (Gulfport High School)
48	Ross Mitchell	LHP	6-1	162	L-L	RJr.	2L	Smyrna, Tenn. (Blackman High School)
49	Glenn Irby	LHP	6-0	196	L-L	Fr.	HS	Florence, Ala. (Mars Hill Bible School)
51	Dylan Ingram	1B	6-2	214	R-R	Fr.	HS	Pike Road, Ala. (Edgewood Academy)

ALPHABETICAL

No.	Name	No.	Name	No.	Name
6	- ARMSTRONG, Derrick	23	- HANN, Kyle	13	- PIRTLE, Brett
45	- BILLINGSLEY, Jacob	18	- HECK, Seth	36	- RANDOLPH, Zack
4	- BRACEWELL, Ben	2	- HENDERSON, Demarcus	35	- REA, Wes
10	- BRADFORD, C.T.	14	- HOLDER, Jonathan	7	- ROBSON, Jacob
15	- BRITTON, Matthew	41	- HOUSTON, Zac	19	- ROOKER, Brent
26	- BROWN, Cody	25	- HUDSON, Dakota	37	- SEXTON, Austin
33	- BROWN, Preston	42	- HUDSPETH, Ben	28	- SHELLY, John Marc
8	- COLLINS, Gavin	12	- HUMPHREYS, Reid	9	- SWINARSKI, Joey
38	- COX, Will	51	- INGRAM, Dylan	32	- TATUM, Vance
3	- DETZ, Alex	49	- IRBY, Glenn	22	- VICKERSON, Jake
31	- FITTS, Trevor	46	- LASTER, Lucas	29	- WALKER, Cody
5	- GARNER, Daniel	21	- LINDGREN, Jacob	24	- WOODRUFF, Brandon
47	- GENTRY, Myles	40	- MINTZ, Levi	17	- YOUNG, Paul
34	- GEYER, Avery	48	- MITCHELL, Ross		

PRONUNCIATION GUIDE

Matthew BRITTON BRIT -ton	Nick MINGIONE MEN -gee-OWN
Alex DETZ Rhymes with Mets	DUDY Noble Field Rhymes with Judy
Avery GEYER GUY -er	Brett PIRTLE Rhymes with Turtle
Kyle HANN HAWN	Wes REA RAY
Jacob LINDGREN LEND -grin	Joey SWINARSKI SWIN -are-SKI



2014 ROSTER BREAKDOWN

BULLDOGS BY CLASS (41 TOTAL)

Freshman (15)		Sophomore (6)		Junior (14)		Senior (6)	
#5	Daniel Garner	#7	Jacob Robson	#14	Jonathan Holder	#2	Demarcus Henderson
#8	Gavin Collins	#17	Paul Young	#15	Matthew Britton	#3	Alex Detz
#9	Joey Swinarski	#23	Kyle Hann	#18	Seth Heck	#4	Ben Bracewell
#12	Reid Humphreys	#28	John Marc Shelly	#21	Jacob Lindgren	#6	Derrick Armstrong
#19	Brent Rooker	#33	Preston Brown	#22	Jake Vickerson	#10	C.T. Bradford
#25	Dakota Hudson	#47	Myles Gentry	#24	Brandon Woodruff	#13	Brett Pirtle
#26	Cody Brown			#29	Cody Walker		
#32	Vance Tatum			#31	Trevor Fitts		
#34	Avery Geyer			#35	Wes Rea		
#37	Austin Sexton			#36	Zack Randolph		
#40	Levi Mintz			#38	Will Cox		
#41	Zac Houston			#42	Ben Hudspeth		
#45	Jacob Billingsley			#46	Lucas Laster		
#49	Glenn Irby			#48	Ross Mitchell		
#51	Dylan Ingram						

BULLDOG BIRTHDAYS

Jan. 21	Daniel Garner	April 27	Ross Mitchell	July 29	John Marc Shelly	Oct. 14	Ben Hudspeth
Feb. 10	Brandon Woodruff	May 2	Vance Tatum	Aug. 19	Levi Mintz	Nov. 1	Will Cox
March 12	Jacob Lindgren	May 7	Cody Walker	Aug. 29	Dylan Ingram	Nov. 1	Brent Rooker
March 15	Paul Young	May 13	Matthew Britton	Sept. 3	Avery Geyer	Nov. 4	Trevor Fitts
March 23	Brett Pirtle	June 9	Jonathan Holder	Sept. 15	Dakota Hudson	Nov. 20	Jacob Robson
March 30	Zack Randolph	July 9	Joey Swinarski	Sept. 19	Ben Bracewell	Nov. 21	Reid Humphreys
April 1	Cody Brown	July 16	Preston Brown	Sept. 21	Myles Gentry	Nov. 28	Jake Vickerson
April 8	Kyle Hann	July 17	Gavin Collins	Oct. 3	Wes Rea	Nov. 30	Zac Houston
April 12	C.T. Bradford	July 17	Austin Sexton	Oct. 4	Seth Heck	Dec. 6	Glenn Irby
April 21	Derrick Armstrong	July 27	Jacob Billingsley	Oct. 11	Lucas Laster	Dec. 14	Alex Detz
						Dec. 23	Demarcus Henderson

BULLDOGS BY STATE/COUNTRY

ALABAMA (9)		GEORGIA (1)		TENNESSEE (7)	
Cedar Bluff	Levi Mintz	Columbus	Cody Walker	Columbia	Derrick Armstrong
Chelsea	Ben Bracewell			Dunlap	Dakota Hudson
Cullman	Matthew Britton			Germantown	Preston Brown
Florence	Glenn Irby			Germantown	Brent Rooker
Helena	Trevor Fitts			Germantown	John Marc Shelly
Huntsville	Austin Sexton			Lewisburg	Lucas Laster
Madison	Daniel Garner			Smyrna	Ross Mitchell
Pike Road	Dylan Ingram				
Tuscaloosa	Jake Vickerson				
CALIFORNIA (2)		MISSISSIPPI (14)		TEXAS (1)	
Lake Forest	Gavin Collins	Amory	Will Cox	Tyler	Brett Pirtle
San Luis Obispo	Alex Detz	Amory	Zack Randolph		
		Bay St. Louis	Jacob Lindgren	WASHINGTON (1)	
		Biloxi	Cody Brown	Edmonds	Seth Heck
		Brandon	Reid Humphreys	CANADA (2)	
		Gulfport	Myles Gentry	Oakville, Ontario	Kyle Hann
		Gulfport	Jonathan Holder	Windsor, Ontario	Jacob Robson
		Gulfport	Wes Rea		
		Olive Branch	Vance Tatum		
		Poplarville	Zac Houston		
		Senatobia	Jacob Billingsley		
		Tupelo	Ben Hudspeth		
		Waynesboro	Demarcus Henderson		
		Wheeler	Brandon Woodruff		

BULLDOGS BY PRIMARY POSITION

CATCHERS:	4	INFIELTERS:	7	LHP:	5
FIRST BASEMEN:	3	OUTFIELDERS:	6	RHP:	16

BULLDOGS BY BATTING/THROWING DOMINANCE

BATS RIGHT:	30	SWITCH HITTER:	1	THROWS RIGHT:	35
BATS LEFT:	10			THROWS LEFT:	6

2014 SCHEDULE & MEDIA INFO



DATE	OPPONENT	TIME
Fri. Feb. 14	HOFSTRA	4:00 p.m.
Sat. Feb. 15	HOFSTRA (DH-1)	11:00 a.m.
Sat. Feb. 15	HOFSTRA (DH-1)	2:30 p.m.
Sun. Feb. 16	HOFSTRA	1:30 p.m.
Wed. Feb. 19	MEMPHIS	4:00 p.m.
Fri. Feb. 21	HOLY CROSS	4:00 p.m.
Sat. Feb. 22	HOLY CROSS (DH-1)	11:00 a.m.
Sat. Feb. 22	HOLY CROSS (DH-2)	2:30 p.m.
Sun. Feb. 23	HOLY CROSS	12:00 p.m.
Tue. Feb. 25	MOUNT ST. MARY'S	4:00 p.m.
Wed. Feb. 26	MOUNT ST. MARY'S	4:00 p.m.
Fri. Feb. 28	# MICHIGAN STATE	6:30 p.m.
Sat. March 1	# EASTERN ILLINOIS (DH-1)	11:00 a.m.
Sat. March 1	# MICHIGAN STATE (DH-2)	2:30 p.m.
Sun. March 2	# EASTERN ILLINOIS	2:30 p.m.
Wed. March 5	SOUTH ALABAMA	6:30 p.m.
Fri. March 7	\$ vs. UC Santa Barbara (DH-1)	3:00 p.m.
Fri. March 7	\$ at Arizona (DH-2)	8:00 p.m.
Sat. March 8	\$ vs. UC Santa Barbara	3:00 p.m.
Sun. March 9	\$ at Arizona	6:00 p.m.
Tue. March 11	SOUTHERN ILLINOIS	4:00 p.m.
Fri. March 14	* at Georgia	6:00 p.m.
Sat. March 15	* at Georgia	12:00 p.m.
Sun. March 16	* at Georgia	12:00 p.m.
Fri. March 21	* VANDERBILT	6:30 p.m.
Sat. March 22	* VANDERBILT	2:00 p.m.
Sun. March 23	* VANDERBILT	1:30 p.m.
Tue. March 25	SOUTHEAST MISSOURI	6:30 p.m.
Fri. March 28	* ARKANSAS	6:30 p.m.
Sat. March 29	* ARKANSAS	2:00 p.m.
Sun. March 30	* ARKANSAS	1:30 p.m.
Fri. April 4	* at LSU	7:00 p.m.
Sat. April 5	* at LSU	6:30 p.m.
Sun. April 6	* at LSU	1:00 p.m.
Tue. April 8	^ vs. Southern Miss	6:35 p.m.
Fri. April 11	* OLE MISS (Super Bulldog Weekend)	6:30 p.m.
Sat. April 12	* OLE MISS (Super Bulldog Weekend)	TBA
Sun. April 13	* OLE MISS (Super Bulldog Weekend)	1:30 p.m.
Tue. April 15	ALCORN STATE	6:30 p.m.
Fri. April 18	* at Missouri	6:00 p.m.
Sat. April 19	* at Missouri	2:00 p.m.
Sun. April 20	* at Missouri	1:00 p.m.
Tue. April 22	^ vs. Ole Miss	6:35 p.m.
Thur. April 24	* TEXAS A&M	6:30 p.m.
Fri. April 25	* TEXAS A&M	6:30 p.m.
Sat. April 26	* TEXAS A&M	2:00 p.m.
Wed. April 30	JACKSONVILLE STATE	6:30 p.m.
Fri. May 2	* at Auburn	6:00 p.m.
Sat. May 3	* at Auburn	3:00 p.m.
Sun. May 4	* at Auburn	1:00 p.m.
Fri. May 9	* TENNESSEE	6:30 p.m.
Sat. May 10	* TENNESSEE	2:00 p.m.
Sun. May 11	* TENNESSEE	1:30 p.m.
Thur. May 15	* at Alabama	6:35 p.m.
Fri. May 16	* at Alabama	6:05 p.m.
Sat. May 17	* at Alabama	1:05 p.m.
May 20-25	SEC Tournament	TBA
May 30-June 2	NCAA Regionals	TBA
June 6-9	NCAA Super Regionals	TBA
June 14-25	NCAA College World Series	TBA

HOME GAMES IN ALL CAPS All Times Central

* SEC Series

Diamond Classic Presented By Polk's Meat Products

\$ Hi Corbett Classic (Tucson, Ariz.)

^ Game Played at Trustmark Park (Pearl, Miss.)

CREDENTIALS

Media credentials for Mississippi State home baseball games are required for media covering games at Dudy Noble Field and are issued through the MSU Athletic Media Relations Office for working press only. Written requests by accredited media members on company letterhead should be submitted to Kyle Niblett at least 48 hours prior to the requested game(s). If needed, credentials can be left at the "Will Call" window at the stadium ticket office under the main grandstand, which opens two hours prior to SEC and weekend games and 90 minutes prior to all other games.

PRESS BOX MEDIA SERVICES

The MSU Media Relations Office provides pregame notes and statistics, lineup sheets and scorecards in the Joe Phillips Press Box prior to each game at Dudy Noble Field. A complete box score along with a play-by-play is available approximately 15 minutes after each game. Wired and wireless internet connections are available for media use in the press box along with information for accessing live in-game stats through the Broadcast Stats system. The Joe Phillips Press Box sits above the grandstand behind home plate. The press box phone number is (662) 325-3776.

COACH COHEN MEDIA AVAILABILITY

Each Thursday morning before a home weekend series, Head Coach John Cohen will hold his press conference in the Babe McCarthy Media Room located on the bottom floor of the Humphrey Coliseum. For road weekends, Coach Cohen will conduct his weekly press conference on Wednesday in the same location. For updates on all baseball media availability, follow @MSUMediaAlerts on Twitter.

FACILITIES/PARKING

Limited media parking at Dudy Noble Field, Polk-DeMent Stadium is available in a designated media parking area on the east side of Humphrey Coliseum. A media parking pass issued in advance by MSU Athletic Media Relations is required.

MSU PLAYER/ASSISTANT COACH AVAILABILITY

Players and assistant coaches will be made available to the media each week to discuss the upcoming weekend series. On gameday, players are **ONLY** available for **POSTGAME** interviews.

For post-practice interviews, media members should contact Kyle Niblett for practice times and to make known requests for player interviews no later than 9 a.m. the day of the requested interview. In most cases, players will be available for a brief time before and for a lengthier time following practices.

Telephone interviews can also be scheduled with players on a call-back basis during the week, also with advance arrangement through Kyle Niblett.

POSTGAME INTERVIEWS

Requested MSU players and MSU head coach John Cohen will be available for interviews approximately 10 minutes after most games near the third base camera well adjacent to the MSU dugout. To facilitate the process, a member of the MSU Athletic Media Relations staff will solicit interview requests from media members in the final two innings of the game and will be available to assist with those interviews on the field.

Due to time constraints, players and coaches will not be available for interviews between MSU doubleheader games. The Mississippi State locker room and stadium dugouts at Dudy Noble Field are restricted to team officials and are not open to the media.

PHOTOGRAPHS

Credentials are also required for photographers and videographers at MSU home games, and on-field photographers must operate from and stow equipment in the photo boxes located on the outfield end of each dugout. Photographers are restricted from entering the field of play and team dugouts, and flash photography is not permitted at Dudy Noble Field and most other baseball venues.



MEDIA INFORMATION

ATHLETIC MEDIA RELATIONS STAFF DIRECTORY

Bryan Athletic Administration Building
(662) 325-2703 • FAX: (662) 325-2563

Athletic Media Relations Office mailing address:

Box 5308
Mississippi State, MS 39762



Scott Wetherbee
Senior Associate AD/External Affairs
(662) 325-4201 • swetherbee@athletics.msstate.edu



Bill Martin (Football)
Assistant AD/Media Relations
(662) 325-2703 • bmartin@athletics.msstate.edu



John R. Cade (Web/Tennis)
Assistant AD/Media & Public Relations
(662) 325-0971 • jrcade@athletics.msstate.edu



Gregg Ellis (Men's Basketball/Track & Field)
Assistant Director
(662) 325-3595 • gellis@athletics.msstate.edu



Sarah Feters (Softball/Football)
Assistant Director
(662) 325-0972 • sfeters@athletics.msstate.edu



Kyle Niblett (Baseball/Social Media)
Assistant Director
(662) 325-8040 • kniblett@athletics.msstate.edu



Brock Turnipseed (Women's Basketball/Soccer)
Assistant Director
(662) 325-7556 • bturipseed@athletics.msstate.edu



Bob Carskadon (HailStateBEAT)
Digital Media Reporter
(662) 325-4582 • bcarskadon@athletics.msstate.edu



Beth Vennerstrom-Nilsson (New Media)
Assistant Director
(662) 325-5865 • bnilsson@athletics.msstate.edu



Diane Keith
Office Associate
(662) 325-8881 • dkeith@athletics.msstate.edu

PRINT MEDIA

Associated Press

David Brandt (601) 497-1805
Email: dbrandt@ap.org
Office: (601) 948-5897 Fax: (601) 948-7975

Columbus Commercial Dispatch

Matthew Stevens (262) 490-4802
Email: matthewstevens8@gmail.com
Office: (662) 327-1297 Fax: (662) 329-8937

Jackson Clarion-Ledger

Mike Bonner (508) 864-2418
Email: mbonner@jackson.gannett.com
Office: (601) 961-7294 Fax: (601) 961-7224

Northeast Mississippi Daily Journal

Logan Lowery (662) 251-2467
Email: rivalslogan@yahoo.com
Office: (662) 842-2611 Fax: (662) 842-2233

Starkville Daily News

Danny P. Smith (662) 418-5011
Ben C. Wait (662) 316-7586
Email: sports@starkvilledailynews.com
Office: (662) 323-1642 Fax: (662) 323-6586

The Reflector (MSU Student Paper)

John Galatas (228) 229-0882
Email: reflectorsports@gmail.com
Office: (662) 325-8819

INTERNET MEDIA

24/7

Paul Jones (662) 307-0969
Email: pdjmsu@yahoo.com

BulldogBlitz.com (Rivals)

Robbie Faulk (662) 803-2965
Email: rivalsrobbiefaulk@yahoo.com

DawgsBite.com/GenesPage.com

David Murray (662) 418-3982
Gene Swindoll (662) 574-1687
Email: dawgbite@ms.metrocast.net
Office: (662) 320-3982

RADIO MEDIA

Bulldog Sports Radio

Brian Hadad (662) 648-7200
Email: brian@bulldogsportsradio.com

WFCA-FM (French Camp)

Jason Crowder (662) 699-0284
Email: jason@wfcafml108.com
Office: (662) 547-6414 Fax: (662) 547-9451

TV MEDIA

WCBI (CBS Columbus)

Robby Donoho (317) 345-8882
Email: sports@wcbi.com
Office: (662) 245-0133 Fax: (662) 328-5222

WTVA (NBC Tupelo)

Jim Holder (662) 401-0088
Email: sports@wtva.com
Office: (662) 842-7620 ext. 3 Fax: (662) 620-1128

Mississippi State University is home to one of the nation's largest and oldest collegiate baseball radio networks, affording fans throughout the Magnolia State and beyond an opportunity to regularly follow the exploits of the Baseball Bulldogs throughout the season.

Network programming for the MSU baseball broadcasts is distributed and coordinated through the facilities of Learfield Sports, Inc., headquartered in Jefferson City, Mo.

The 2014 Mississippi State University Baseball Radio Network, a team of more than a dozen radio outlets, carries the broadcasts of a 40-game network schedule (all 30 SEC weekend contests and 10 selected non-conference games) plus all postseason competition. In addition to the 40-game network schedule, the broadcasts of most non-network games are carried in the Golden Triangle area by WKBB-FM (100.9) in West Point, Miss.

Most MSU baseball network radio broadcasts are also available on a subscription basis via the internet through HailState.com.

The broadcasts feature pregame and postgame interviews, hosted by the "voice" of the Diamond Dawgs, Jim Ellis, and Bart Gregory, who joined the MSU baseball broadcast team in 2012.

Radio broadcasts of Bulldog Baseball originated in the 1960s on Starkville radio station WSSO thanks to the work of the late Joe Phillips, a pioneer in radio broadcasting in the state of Mississippi. The MSU baseball stadium press box is named in honor of Phillips.

But credit for turning the single-station broadcast into an impressive collection of radio outlets blanketing the Magnolia State goes to veteran MSU sports broadcaster, Jim Ellis, who in 2014 enters his 36th season of describing the exploits of the Baseball Bulldogs. A native of West Point, Miss., and a 1969 MSU grad, Ellis coordinates the operation of State's baseball radio network. His voice is also a familiar one with State basketball and football fans. He also handles the play-by-play for MSU football and basketball after having teamed on those broadcasts for more than three decades with MSU radio legend Jack Cristil.

Bart Gregory, a native of Nanih Waiya, Miss., and a 1999 State graduate, joined Ellis in the broadcast booth in 2012. He began his career in sports broadcasting at the University of West Alabama in 2000 and returned to Starkville the following year. While at MSU, he initially broadcast women's basketball games, select baseball games and hosted MSU football pregame and postgame shows and more recently joined Ellis on MSU basketball broadcasts.

Gregory's affiliation with the MSU athletics family began in 2000 with his appointment as an account representative for the Bulldogs Sports Network. Since 2008, he has served in the Bulldog Club as Assistant Athletic Director for Annual Giving.

The MSU baseball broadcast lineup also includes a weekly call-in radio show "DawgTalk". The show begins an eight-week run March 31st and airs each Monday from 7-8 p.m. live from Buffalo Wild Wings in Starkville (703 Spring St.) on affiliated radio stations in Mississippi. Listeners can call 866-998-4893 to participate in the show.

MSU's weekly baseball television coach's show returns for its 27th season in 2014. "Mississippi State Baseball with John Cohen" is a joint production of the Mississippi State University Television Center and Bulldog Sports Properties, a property of Learfield Sports. The 30-minute television program runs for eight weeks this spring and is hosted by the Bulldogs' skipper and Jim Ellis. It is a production of the Mississippi State University Television Center.

HAILSTATETV

Bulldog fans around the world can watch many of State's 35 home games in 2014 live from Dudy Noble Field on the MSU's premium online video platform, HAILSTATETV. The HD stream is available on a subscription basis through HailState.com.

Mississippi State is in its eighth season of providing live multi-camera video streaming of most non-televvised Mississippi State home baseball games, with the audio simulcast from the MSU Baseball Radio Network broadcasts. Home games not televised live will be offered on a delayed same-day broadcast basis.

HAILSTATETV subscribers can also listen to the radio network broadcasts of all games played by the Baseball Bulldogs (some limited exceptions).

MSU BASEBALL RADIO NETWORK

Aberdeen	WWZQ (AM 1240)
Amory	WAMY (AM 1580)
Corinth	WKCU (AM 1350)
Ferriday (La.)	KWTG-FM (104.7)
French Camp	WFCA-FM (107.9)
Greenville	WDMS-FM (100.7)
Greenwood/Indianola	WTCF-FM (96.9)
Hattiesburg	WMXI-FM (98.1)
Jackson	WRKS-FM (105.9)
Memphis (Tenn.)	KQPN (AM-730)
Meridian	WMOX (AM 1010)
Monticello	WRQO-FM (102.1)
Philadelphia	WWSL-FM (102.3)
Starkville/West Point	WKBB-FM (100.9)
Tupelo	WWXX-FM (96.3)
Vicksburg	WVBG-FM (105.5)
* Winona	WONA-FM (95.1)
Yazoo City	WBYP-FM (107.1)
Yazoo City	WELX (AM 1460)

* Min. 10 Games TBD

MSU BASEBALL NETWORK SCHEDULE

DATE	OPPONENT	AIR TIME	DATE	OPPONENT	AIR TIME
Feb 14	Hofstra	3:30 p.m.	April 19	at Missouri	1:30 p.m.
Feb 21	Holy Cross	3:30 p.m.	April 20	at Missouri	12:30 p.m.
Feb 28	Michigan State	6 p.m.	April 22	vs. Ole Miss [^]	6 p.m.
March 7	# vs. UCSB	2:30 p.m.	April 24	Texas A&M	6p.m.
March 7	# at Arizona	7:30 p.m.	April 25	Texas A&M	6 p.m.
March 9	# at Arizona	5:30 p.m.	April 26	Texas A&M	1:30 p.m.
March 14	at Georgia	5:30 p.m.	May 2	at Auburn	5:30 p.m.
March 15	at Georgia	11:30 a.m.	May 3	at Auburn	2:30 p.m.
March 16	at Georgia	11:30 a.m.	May 4	at Auburn	12:30 p.m.
March 21	Vanderbilt	6 p.m.	May 9	Tennessee	6 p.m.
March 22	Vanderbilt	1:30 p.m.	May 10	Tennessee	1:30 p.m.
March 23	Vanderbilt	1 p.m.	May 11	Tennessee	1 p.m.
March 25	SE Missouri St.	6 p.m.	May 15	at Alabama	6 p.m.
March 28	Arkansas	6 p.m.	May 16	at Alabama	5:30 p.m.
March 29	Arkansas	1:30 p.m.	May 17	at Alabama	12:30 p.m.
March 30	Arkansas	1 p.m.	* Air times scheduled to change		
April 4	at LSU	6:30 p.m.	NCAA postseason games also included		
April 5	at LSU	6 p.m.	# - Hi Corbett Classic (Tucson, Ariz.)		
April 6	at LSU	12:30 p.m.	^ - Trustmark Park (Pearl, Miss.)		
April 8	vs. Southern Miss [^]	6 p.m.	All game times CT		
April 11	Ole Miss	6 p.m.			
April 12	Ole Miss	12:30 p.m.			
April 13	Ole Miss	1 p.m.			
April 15	Alcorn State	6 p.m.			
April 18	at Missouri	5:30 p.m.			

Most non-network games will be carried in the Golden Triangle area by WKBB-FM (100.9).



COACHING STAFF



#11 JOHN COHEN

Head Coach
Sixth Season



THE COHEN FILE

PERSONAL

Birthdate Sept. 21, 1966
Hometown Tuscaloosa, Ala.
Wife Nelle Cohen
Children Jordan Baker and Avery Lawson

EDUCATION

High School Tuscaloosa Academy, 1985
College Mississippi State, 1990 (English)
Graduate Missouri, 1994 (Sports Management)

PLAYING CAREER

1982-85 Tuscaloosa Academy (HS)
1986 Birmingham-Southern
1987-90 Mississippi State
1990-91 Minnesota Twins Farm System

PLAYING ACCOLADES

1990 First-Team All-SEC
1990 MLB Draft Pick - 22nd Round (Twins)

COACHING CAREER

1992-94 Graduate Assistant, Missouri
1995-97 Assistant Coach, Missouri
1998-01 Head Coach, Northwestern State
2002-03 Assistant Coach, Florida
2004-08 Head Coach, Kentucky
2009-Today Head Coach, Mississippi State

COACHING ACCOLADES

1998 Southland Conference Coach of the Year
2001 Southland Conference Coach of the Year
2005 Assistant Coach, Team USA
2006 SEC Coach of the Year
2006 ABCA South Region Coach of the Year
2006 CBI National Coach of the Year
2013 ABCA South Region Coach of the Year
2013 CBI National Coach of the Year Finalist



HEAD COACH JOHN COHEN

BY: BOB CARSKADON, HAILSTATEBEAT

Early in the winter of 2013, Mississippi State baseball announced, 'We're Back.'

By the summer of the same year, John Cohen not only had his alma mater back, but perhaps better than it has ever been.

One of college baseball's most storied programs, Cohen took over MSU in the summer of 2008 at perhaps its lowest point in half a century. Legendary coach Ron Polk had retired and Cohen inherited a team which had only won 23 games, just nine in the SEC.

Sure, the task of rebuilding was daunting, seemingly akin to standing at the base of Everest, searching for a summit hidden in the clouds.

But Cohen had done it before. In the same Southeastern Conference, no less.

In 2003, the University of Kentucky hired Cohen in hopes of turning around a reeling program, one that had never seen sustained success. After his inaugural season, Cohen took a perennial conference basement team and reeled off four-straight winning seasons.

And not only did his teams improve, the 2006 club won the school's first-ever SEC Championship, as Cohen was named both National and SEC Coach of the Year, taking the Wildcats from worst-to-first in the nation's toughest league. By his final season in Lexington, Cohen had his team 19-0 to start the campaign, earning a top-five ranking, yet another first.

Given time, Cohen showed he could rebuild a program. The same reason his former school asked him to return and resurrect the proud Bulldog tradition. Bring back the crowds, play into the depths of summer and make the familiar pilgrimage to Omaha.

Just as he had done before, Cohen began to mold his team. On the first day, he went to recruits, telling them they could be a part of bringing MSU back. They could play in the College World Series. They could play for a National Championship.

Whether by luck, design or brute willpower, Cohen was true to his word.

Following two seasons of some improvement, the Bulldogs broke through in 2011, not only reaching an NCAA Regional, but making it all the way to the final game of a Super Regional, just three outs short of Omaha.

2012, another postseason, another Regional. MSU was close.

Then, in 2013, Cohen led his team to the greatest season in school history.

And it was no fluke, as the Bulldogs made their first-ever appearance in the Championship Series of the College World Series, racking up 51 wins along the way.

The trip to Omaha, just as Cohen had promised, was made.

The crowds? Not only did they return, but they brought even more with them as an all-time record 547,266 fans streamed through the gates to watch the Bulldogs play in 2013.

And again, the return to the top was anything but an accident or dumb luck.

Not only were an impressive seven players off the 2013 team drafted, four of them went in the top 10 rounds. Cohen built a roster deep with talent.

Talent, of course, he and his staff developed, molding them like clay, turning potential to production.

At the plate, his Bulldogs racked up a school-record 713 hits, good for third in the country, while junior shortstop Adam Frazier led the NCAA with 107 hits and paced the SEC with 20 doubles. Junior outfielder Hunter Renfroe led the SEC in both home runs and total bases, while finishing second in the conference with an impressive .620 slugging percentage.

MSU was at or near the top of the conference in seemingly every offensive category, but the defense carried the load as much as anyone.

Sophomore Ross Mitchell not only led the NCAA, but set the MSU record for winning percentage (13-0) in relief in 2013.

Yet another sophomore, closer Jonathan Holder tied an MSU record with 21 saves in just one season, smashing the previous school-record of 13.

Six pitchers had ERAs under 2.00, with a collective team ERA of 2.79 and an SEC-high 588 strikeouts. Cohen's mix of youth and experienced seniors proved his ability to recruit, develop and coach any position on the field.

Asked about fielding, Cohen chalks it up to "just throwing and catching," though if it were really so simple, far more would be able to do his job.

Technique, awareness, guidance and preparedness helped Cohen's club tally a record 80 double plays over the course of the 2013 season, racking up record highs in putouts – 1,927 – and assists – 834.

At each coaching stop in his career, MSU's skipper has had an adaptability factor like no other. At smaller ballparks where offense was critical to each teams' success, Cohen excelled. In his time at each campus, the Tuscaloosa, Ala., native broke the single-season school runs record at Northwestern State (1999), Florida (2002) and Kentucky (2006 and 2008).



JOHN COHEN YEAR-BY-YEAR COACHING RECORD

YEAR	SCHOOL	POSITION	RECORD	CHAMPIONSHIPS/POSTSEASON
1992	Missouri	Graduate Assistant	34-22	
1993	Missouri	Graduate Assistant	30-19	
1994	Missouri	Graduate Assistant	32-26	
1995	Missouri	Assistant Coach	19-34	
1996	Missouri	Assistant Coach	39-19	NCAA Regional
1997	Missouri	Assistant Coach	31-27	
1998	Northwestern State	Head Coach	40-20	Southland Conference Champions
1999	Northwestern State	Head Coach	38-21	
2000	Northwestern State	Head Coach	30-26	
2001	Northwestern State	Head Coach	38-17	Southland Conference Champions
2002	Florida	Assistant Coach	37-21-1	NCAA Regional
2003	Florida	Assistant Coach	46-19	NCAA Regional
2004	Kentucky	Head Coach	24-30	
2005	Kentucky	Head Coach	29-27	
2006	Kentucky	Head Coach	44-17	SEC Champions/NCAA Regional
2007	Kentucky	Head Coach	34-19-1	
2008	Kentucky	Head Coach	44-19	NCAA Regional
2009	Mississippi State	Head Coach	25-29	
2010	Mississippi State	Head Coach	23-33	
2011	Mississippi State	Head Coach	38-25	NCAA Regional/Super Regional
2012	Mississippi State	Head Coach	40-24	SEC Tournament Champions/NCAA Regional
2013	Mississippi State	Head Coach	51-20	NCAA College World Series Finalists
All-Time Coaching Record (22 Seasons)			766-514-2 (.598)	
All-Time Head Coaching Record (14 Seasons)			498-327-1 (.604)	
All-Time MSU Head Coaching Record (5 Seasons)			177-131 (.575)	

@COACH_COHEN



COACHING STAFF

COHEN AT MISSISSIPPI STATE

Overall	177-131
vs. Top-5 Teams	15-24
vs. Top-10 Teams	22-43
vs. Top-25 Teams	48-75
vs. Unranked Teams	129-56
At Home	120-54
On the Road	38-63
At Neutral Sites	19-14
In Day Games	99-75
In Night Games	78-56
In Extra Innings	10-11
Vs. Left-Handed Starter	70-46
Vs. Right-Handed Starter	107-85
When Scoring First	122-41
When Opponent Scores First	55-90
When leading After 6 Innings	133-16
When trailing After 6 Innings	24-98
When tied After 6 Innings	20-17
When Leading After 8 Innings	152-3
When Trailing After 8 Innings	8-113
When Tied After 8 Innings	15-10
In One-Run Games	50-29
In Two-Run Games	30-29
Weekend Series W-L-T	26-37-0
Weekend Series Sweeps-Times Swept	10-13
When Scoring 0-3 Runs	28-71
When Scoring 4-7 Runs	71-42
When Scoring 8-10 Runs	37-11
When Scoring 11+ Runs	41-7
Shutouts	20-9
When Opponent Scores 4 Runs Or Less	128-27
When Opponent Scores 5 Runs Or More	49-104
When Out-Hitting Opponent	127-25
When Out-Hit by Opponent	37-97
When Hits Are Equal	13-9
When Hitting A Home Run	74-59
When Opponent Hits A Home Run	46-80
When Errorless	65-41
When Committing One Error	58-34
When Committing 2+ Errors	54-56
When Opponent is Errorless	56-57
Vs. SEC	61-88
SEC East	29-43
SEC West	32-45
Vs. Non-Conference	116-43
Game 1 of Weekend Series	35-34
Game 2 of Weekend Series	33-36
Game 3 of Weekend Series	32-35
Game 4 of Weekend Series	10-1

MONTHS OF THE YEAR

In February	35-7
In March	54-40
In April	36-46
In May	40-31
In June	12-7

DAYS OF THE WEEK

Monday	3-1
Tuesday	32-10
Wednesday	18-6
Thursday	6-5
Friday	36-33
Saturday	47-40
Sunday	35-36

As the hitting coach at Missouri in 1996, the Tigers broke the school record for hits (659) and doubles (144). In the same position at Florida in 2002, the Gators led the country in hits (825) and ranked second nationally in average (.346), runs per game (9.74) and home runs per game (1.71). Cohen's hitters also set or tied 41 total offensive school records (20 team/21 individual).

When Cohen was coaching at bigger ballparks, he adjusted accordingly. His Northwestern State pitching staffs set 10 school records from 1998-2001 as Cohen took home two Southland Conference championships and Coach of the Year honors. In Starkville at the spacious Dudy Noble Field, Cohen's pitching staff enters 2014 leading the country in double plays the last two seasons (151), while being one of two teams nationally last year to finish in the Top-10 in ERA, strikeouts per nine innings and hits allowed per nine innings.

In a numbers game, Cohen's accomplishments are clear, but his impact goes beyond wins and losses or strikeouts and home runs.

The best thing about Mississippi State, Cohen has said, is the people. And the people on his team were the stars of the 2013 College World Series, not just for talent, but for personality and success.

In addition to multiple All-Americans and several more All-SEC players, a record-high 23 Bulldogs were named Academic All-SEC, tops in the conference by a wide margin.

Three had 4.0 GPAs while 24 different players had at least a 3.0 GPA, adding up to a 3.25 full-team GPA during the spring semester when the World Series run began.

Senior Sam Frost was the SEC Baseball Scholar-Athlete of the Year and senior Kendall Graveman was Academic All-SEC for the fourth time in as many years, winning the Newsom Academic Award.

Cohen, wherever he has been, has proven himself as a rebuilders of programs, a coach capable of sustaining success, winning championships and developing both players and people. A trend has developed where after year two where his success skyrockets after his second recruiting class on the field and freshmen become sophomores.

In his first two years at Kentucky and Mississippi State combined, his teams were a combined 101-119 (.459). In years 3-5 combined in Lexington and Starkville, Cohen went 256-124-1 (.673), with five trips to the NCAA Tournament, two SEC Championships and a trip to the College World Series.

Just as he predicted at the bottom of the mountain in 2008, Cohen now has Mississippi State at the summit. They're back.





#30 BUTCH THOMPSON

Associate Head Coach
Sixth Season

THE THOMPSON FILE

PERSONAL

Birthdate Dec. 15, 1970
 Hometown Aberdeen, Miss.
 Wife Robin Thompson
 Children Anna, Olivia and Madelyn Gail

EDUCATION

High School Amory (Miss.) High School, 1988
 Junior College Itawamba (Miss.) CC, 1990
 College Birmingham-Southern, 1992 (History)
 Graduate UAB, 1996 (Sports Administration)

PLAYING CAREER

1985-87 Amory (Miss.) High School
 1989-90 Itawamba (Miss.) CC,
 1991-92 Birmingham-Southern

COACHING CAREER

1993 Assistant Coach, Huntingdon (Ala.) College
 1994-96 Assistant Coach, Birmingham-Southern
 1997 Head Coach, Jefferson (Ala.) State
 1998-01 Assistant Coach, Birmingham-Southern
 2002-05 Assistant Coach, Georgia
 2006-08 Assistant Coach, Auburn
 2009-12 Assistant Coach, Mississippi State
 2012-Today Associate Head Coach, Mississippi State

Widely regarded as one of the premiere pitching coaches in America, Mississippi State associate head coach Butch Thompson enters his sixth season on head coach John Cohen's staff in Starkville. Expectations are high for Thompson's 2014 staff, which includes two returning All-Americans and a total of 12 pitchers who top 90 or higher on the radar gun.

Having coached 22 student-athletes who were undrafted out of high school and then turned them into Major League Baseball draft picks under Thompson, the Amory, Miss., native's resume speaks for itself. Player development is key for Thompson, who has been in the trenches for 12 seasons inside the Southeastern Conference and has over two decades of collegiate baseball coaching experience.

With experience comes success for the 1992 Birmingham-Southern graduate, both with his individual tutelage and his teams. Thompson has coached players to 21 total Division I All-American honors and 27 all-conference honors, including 2013 SEC Pitcher of the Year and San Francisco Giants' first-round pick Chris Stratton, who is on his way to becoming the seventh player Thompson has tutored who has made it to "The Show."

The old adage "Pitching wins championships" still rings true for the mound vet, who has appeared in seven College World Series, including the 2013 CWS Championship Series in Omaha. Thanks in part to recruiting eight nationally-ranked recruiting classes, Thompson has been on nine conference championship teams and one national championship squad.

Inside the toughest conference in college baseball the past two seasons, Thompson has guided the Bulldogs to a nation-leading 151 double plays. In almost 70 percent of games the last two campaigns, MSU has given up four runs or less (92 times), winning 84 percent of the time when doing so (77-15). The preaching of mental toughness has also come in handy, as MSU is 114-1 under Thompson the last three seasons when holding a lead after eight innings.

This past season, Thompson's group was one of two nationally to finish in the top 15 nationally in ERA, strikeouts per nine innings and hits allowed per nine innings. As a result of the success, Thompson saw five pitchers get drafted, including Top-10 picks Kendall Graveman (8th Round, Toronto) and All-American Chad Gironi (9th Round, Toronto).

In addition to Gironi, Thompson also coached lefty Ross Mitchell and righty Jonathan Holder to All-American honors in 2013. Mitchell, a reliever, was the only pitcher in the country with at least 13 wins and zero losses, owning a microscopic 1.53 ERA. Holder, a closer, became the ninth player in NCAA history with 21 saves in a single season, tying the SEC single-season saves record in the process.

The previous season in 2012, the pitching general helped guide MSU's staff to the nation's second-lowest staff ERA (2.58), the best at State in nearly 40 seasons (1973). Thompson's group ranked third in the SEC with 536 strikeouts and his hurlers came up big when it mattered most in the postseason, pitching State to five wins in six days en route to the 2012 SEC Baseball Tournament Championship. Leading the group was Stratton, who ranked first or second





COACHING STAFF

in the league and among the nation's leaders in wins, strikeouts and earned run average.

In 2011, State pitchers ranked as the SEC league's most improved after shaving 2.50 points off its staff ERA as the Bulldogs came within a win of a berth in the NCAA College World Series.

A Mississippi man at heart, Thompson prepped at Amory (Miss.) High School and later starred as a pitcher at Itawamba (Miss.) Community College for coach Roy Cresap in 1989 and 1990. Thompson launched his coaching career as pitching coach and top assistant at Huntingdon College (Montgomery, Ala.) in 1993, before returning to his alma mater in Birmingham, where he helped he helped lead the Panthers to back-to-back Southern States Conference championships and in 1995 coached BSC to its first NAIA World Series berth.

Thompson left BSC briefly to serve as head baseball coach at Jefferson State Community College in Birmingham in 1997. While at JSCC he was honored as the Regional Tournament Coach of the Year, the ABCA Alabama Junior College Coach of the Year and the Southeast Region Coach of the Year after guiding JSCC to a 39-21 mark, the AJCAA Region 22 State Championship and a third-place finish in the NJCAA Division II World Series.

He returned to Birmingham-Southern as Shoop's top assistant the following season, beginning a four-year run during the most successful span in BSC baseball history. The Panthers won 196 games and four TranSouth Conference championships and made three consecutive appearances in the NAIA World Series. BSC's 2001 team posted a school-best 55-11 mark and captured the NAIA National Championship.

In 2002 Thompson joined the SEC coaching fraternity, beginning a four-year term as pitching coach and recruiting coordinator at Georgia under head coach David Perno. Georgia's 2003 recruiting class was ranked 10th nationally and UGA captured the 2004 SEC title and advanced through the NCAA Tournament to the NCAA College World Series.

Following the 2005 campaign he continued his SEC affiliation at Auburn, serving as pitching coach and recruiting coordinator on the staff of Tom Slater. Each of his three recruiting classes at Auburn was ranked among the nation's top 18, including a No. 5 national ranking in 2007.

Thompson, honored as the 2006 Fellowship of Christian Athletes SEC Coach of the Year, has shared his expertise as a featured speaker at numerous baseball coaching clinics throughout America.

He earned a bachelor's degree in history at BSC in 1992 and completed a master's degree in sports administration at UAB in 1996. He is married to the former Robin Ashe of Birmingham, Ala., and they are the parents of three daughters --- Anna, Olivia and Madelyn Gail.

THOMPSON BY THE NUMBERS...

27 Division I All-Conference Honors Coached
22 Pitchers Coached Who Were Selected In the MLB Draft Who Were Not Drafted Out Of High School
21 Division I All-American Honors Coached
21 Seasons As A College Baseball Coach
13 Regionals (1994-2002, 2004, 2011-13)
9 Conference Championships (1994-95, 1997-2001, 2004, 2012)
8 Nationally-Ranked Recruiting Classes (2003, 2006-07, 2009-13)
7 College World Series (1995, 1997, 1999-2001, 2004, 2013)
6 Players Coached Who Have Played Major League Baseball
1 National Championship (2001)
1 National Championship Finalists (2013)



@3STRIKES_MSU



#27 NICK MINGIONE

Assistant Coach
Second Season



THE MINGIONE FILE

PERSONAL

Birthdate Sept. 10, 1978
Hometown Tarrytown, N.Y.
Wife Christen Mingione

EDUCATION

High School Mariner High School (Cape Coral, Fla.), 1996
College Embry-Riddle, 2000 (Aerospace Studies)

PLAYING CAREER

1993-96 Mariner High School (Cape Coral, Fla.)
1997-00 Embry-Riddle

COACHING CAREER

2001 Assistant Coach, Mariner High School
2002 Assistant Coach, Florida Gulf Coast
2003-05 Assistant Coach, Embry-Riddle
2006-07 Assistant Coach, Kentucky
2008 ... Assistant Coach/Recruiting Coordinator, Western Carolina
2009-12 Coordinator of Camps, Mississippi State
2012-Today Assistant Coach, Mississippi State



Averaging almost four players drafted in Major League Baseball for every year coached in college baseball, perhaps no other assistant on the collegiate level has more proven success at player development than Nick Mingione, who has been part of the Mississippi State baseball family since June 2008. Having completed his fifth season in Starkville and 12th total as an assistant coach in 2013, the current Diamond Dawg assistant has worked with 49 MLB Draft picks, coached 32 All-American Honors and developed three conference players of the year.

Along with setting MSU's outfielders, first basemen and hitters up to have success at the next level professionally, State's third base coach is a proven winner. Lucky number seven has been Mingione's calling card, having appeared in seven regionals, won seven overall championships and overseen seven nationally-ranked recruiting classes (in the last eight years no less).

Mingione has won five conference championships, coached in five College World Series and has been a national championship finalist twice, the latest of which came in 2013 as the Bulldogs wrapped up the best season by any sport in the history of Mississippi State athletics.

Mingione's star pupil in 2013 was right fielder Hunter Renfroe, who earned All-American honors and was chosen 13th overall by the San Diego Padres in this past June's MLB Draft. Renfroe's \$2.7 million signing bonus was the largest ever given to a prospect from the state of Mississippi. Additionally, MSU's four players chosen in the top 10 rounds were the most in 28 years, while the five All-Americans were the most in school history.

In 2012, the Bulldogs captured their seventh SEC Tournament Championship as the team advanced to the NCAA Tallahassee Regional. The year before, Mingione helped coach the Diamond Dawgs to the NCAA Atlanta Regional championship, falling one out shy of the College World Series.

Before arriving in Starkville, Mingione was an assistant coach and the recruiting coordinator on head coach Bobby Moranda's baseball staff at Western Carolina. As the hitting coach, Mingione helped direct a Catamount team which earned Top-40 national ranking among 286 NCAA Division I programs in 11 different offensive categories. Showing his skills at developing players, eight players coached by Mingione in 2008 eventually were drafted in the MLB Draft.

In his first stint with MSU skipper John Cohen, Mingione served as an assistant coach at Kentucky. Despite winning 36 conference games total in the five seasons before his arrival, the Wildcats won 33 SEC games in just two seasons with Mingione in Lexington. The Wildcats went from worst to first in his first year, going from 29-27 (7-22 SEC) in 2005 to 44-17 (20-10 SEC) in 2006. The season culminated in the school's first SEC championship, giving UK its most successful campaign in the 100-plus year history of the program.

As a result, the school hosted a NCAA Regional for the first time and made an appearance in the postseason for the first time in 13 years. In all, Mingione was part of a



COACHING STAFF

coaching staff with Cohen that helped set or reestablish 12 school records, including single-season wins.

Working extensively with the UK outfield corps and with Wildcat hitters for two seasons, Mingione coached four eventual All-Americans and six All-South Region players. One of those All-Americans was Ryan Strieby, who was named SEC Player of the Year, marking the third-straight season Mingione had worked with a conference player of the year.

Off the field, Mingione mentored 2006 Academic All-American and current Los Angeles Angels' star Colin Cowgill, as UK had 27 players selected to the SEC Academic Honor Roll in the two seasons the Tarrytown, N.Y., native was in Lexington.

Mingione's SEC debut was preceded by the same amount of success he experienced as an assistant coach from 2003-05 at his alma mater, Embry-Riddle. In three years as an assistant, the Eagles went 154-36 overall (.811), won the Florida Sun Conference championship each season and went to the NAIA World Series every year, finishing as a national finalist in 2005.

In three years as an assistant in Daytona Beach, Fla., the Eagles boasted 17 all-region Honors, 20 all-conference accolades and two conference players of the year. Off the field, ERU registered a school-record five NAIA All-American Scholar-Athletes in 2004.

Under Mingione's watch, the Eagles' defense excelled. After not having a fielding percentage above .960 in the first 11 years of the program, ERU recorded fielding percentages of .964 in Mingione's first year (fourth all-time), .966 in 2004 (second) and a still school-record .970 in 2005. Thanks to the defense, the Eagles set a single-season school record with 53 total wins in both the 2004 and 2005 seasons.

As an assistant at Florida Gulf Coast in 2002, Mingione helped build the foundation of the program before its debut in 2003, recruiting such players as Justin Stiver and Jason Louwsma. Stiver went on to become the first student-athlete from FGCU to get drafted by a major professional sports league, being taken by the Houston Astros in the 2006 MLB Draft. With Mingione having a keen eye for talent early on, Louwsma also went on to be drafted in the 2006 draft.

Mingione grew up in the Sunshine State and played high school baseball for head coach Scott Jones at Mariner High School in Cape Coral, Fla., before playing collegiately at Embry-Riddle in Daytona Beach.

He earned a bachelor's degree in aerospace studies with a triple minor in business, psychology and humanities in 2000. Upon graduation, Mingione started his coaching career in 2001 as an assistant coach for his high school alma mater.

Away from the field Mingione went on a mission trip this past winter to the island of Eleuthera in the Bahamas, where he and six current and former members of the MSU baseball program joined 19 others in building houses and putting on baseball clinics for the youth on the island. In January 2014, Mingione was inducted into the "Be The Best You Are" Baseball Clinic Speaker Hall of Fame.

Mingione, is married to the former Christen Reeves.

MINGIONE BY THE NUMBERS...

49	Players Coached Who Were Selected In the MLB Draft
32	All-American Honors Coached
31	All-Conference Honors Coached
12	Seasons As A College Baseball Coach
7	Regionals (2003-06, 2011-13)
7	Nationally-Ranked Recruiting Classes (2006-07, 2009-13)
5	Conference Championships (2003-06, 2012)
4	College World Series (2003-05, 2013)
3	Conference Players of the Year Coached (2004-06)
2	National Championship Finalists (2005, 2013)



@COACH_MINGIONE



#44 JAKE WELLS

Coordinator of Baseball Camps
Second Season



THE WELLS FILE

PERSONAL

Birthdate Feb. 16, 1983
Hometown Devine, Texas
Wife Melissa Wells

EDUCATION

High School Devine (Texas) High School, 2001
Junior College Blinn (Texas) College/Lurleen B. Wallace (Ala.) CC
College University of Montevallo, 2005 (Kinesiology)

PLAYING CAREER

1997-01 Devine (Texas) High School
2002 Blinn (Texas) College
2003 Lurleen B. Wallace (Ala.) CC
2004-05 University of Montevallo

COACHING CAREER

2008-10 Assistant Coach, Marion Military Institute
2011-12 Head Coach, Marion Military Institute
2012-Today Baseball Camps Coord., Mississippi State

In his second season as the coordinator of Mississippi State University's summer and winter baseball camps is Jake Wells, a native of Devine, Texas. Wells works primarily with the catchers.

Wells, who also serves as the Bulldogs' volunteer assistant coach, joined John Cohen's baseball coaching team at State in 2012 after having served the previous two seasons as head coach at Marion Military Institute in Marion, Ala.

As State's first-base coach, Wells launched his coaching career as an assistant coach at MMI before assuming the head coaching post for the 2011 and 2012 campaigns. During his five seasons at Marion, Wells coached 11 players who earned all-conference and all-region accolades. One of those players, Luis Pollorena, was honored as the 2010 Alabama Community College Conference Player of the Year, was a leader on the 2013 MSU national finalist squad and is currently a member of the Texas Rangers' organization.

He has also served previously as camp manager for youth baseball camps at Montevallo, Ala., and Devine, Texas, as well as a manager for the Alabama Special Olympics State Tournament.

Wells was an all-state catcher during his prep baseball career at Devine High School. He continued his baseball career at Blinn (Texas) College, Lurleen B. Wallace Community College in Andalusia Ala., and later at the University of Montevallo, where he earned a bachelor of science degree in kinesiology/health promotions.

He also played professional baseball in the United League with the Laredo (Texas) Broncos in 2009 and 2010.

Wells, 31, is married to the former Melissa Sherrod of Longview, Texas.



#20 GREG DRYE

Assistant Strength Coach
10th Season



Greg Drye is in his 10th season with the Mississippi State baseball program, assisting with the implementation of State's comprehensive in-season and offseason strength and conditioning program.

Drye also coordinates team travel arrangements and equipment purchases, directs the team's video operations and oversees a wide range of additional tasks associated with the day-to-day operation of the Mississippi State baseball program.

Prior to his arrival at MSU, Drye served as a graduate assistant at Delta State on the baseball staff of coach Mike Kinnison. Drye coached the outfielders on the DSU teams that captured the Gulf South Conference titles and advanced to the NCAA Division II South Regional in both 1999 and 2000.

Drye then returned to his roots, serving for three years as an assistant baseball coach at Long Beach (Miss.) High School.

The Long Beach, Miss., native is an instructor in the physical education department at Mississippi State. He previously served as an administrative assistant on the MSU baseball staff, handling a wide array of duties and assisting with the team's advancement to the championship of the 2005 SEC Tournament and to the 2007 NCAA College World Series.

A graduate of Long Beach High School, Drye continued his baseball career at Mississippi Gulf Coast Community College, where he earned MJCAA all-state honors as an infielder playing for coach Cooper Farris. He later played baseball under coach Steve Smith at Baylor University.

Drye earned his undergraduate degree in coaching and sports administration from Southern Miss and a graduate degree in physical education, health and recreation at Delta State. He has a nine-year-old daughter, Dylan, and was married this past August to the former Priscilla Giachelli of Blue Spring, Miss.



SUPPORT STAFF



RAY BERRYHILL

**Assistant AD, Athletic Academic Support Services
29th Season**



Administering the day-to-day academic needs of the Baseball Bulldogs is Ray Berryhill, in his 29th year overall with the Mississippi State Athletic Department.

A native of Gloster, Miss., Berryhill is in his second tour of duty in the department. A 1980 graduate of State, he served first as a graduate assistant coach with the MSU track program. In 1984 he was named supervisor of athletic academics at Alabama, overseeing the academic progress of all Crimson Tide student-athletes.

He returned to State in a similar position as director of athletic academics in January 1989, and in August 2000 was promoted to assistant athletic director for academic advising.

Under his supervision, MSU's student-athletes have enjoyed unprecedented success in the classroom, frequently establishing school records for combined grade point average. Berryhill also supervises on-campus housing for all student-athletes through MSU's Office of Student Housing and Residence Life.

Berryhill, 55, and his wife, the former Amy Huff of Ferriday, La., are the parents of a son, Cody, and a daughter, Carolina.



BRIAN NEAL

**Assistant Strength Coach
Fourth Season**



Entering his fourth season overseeing the strength and conditioning programs for the Bulldog baseball team is Brian Neal. Neal, 30, is a native of Forest, Va. He joined the MSU staff in February 2011 following a four-year stint as assistant strength coach at Sam Houston State.

He trained baseball athletes at Sam Houston State, assisted with football strength training and directed the strength training of SHSU's track, golf, women's soccer and women's basketball athletes.

Neal was a linebacker on the Bridgewater College football team, and while an undergraduate there served internships with the strength and conditioning programs at Virginia Tech in 2003 and North Carolina in 2004.

Upon graduation at Bridgewater College, where he double-majored in exercise science and allied health sciences, Neal served as a graduate assistant strength coach at Southern Miss (2005-2007), where he earned a graduate degree in sports coaching education. He also served an internship with the United States Olympic Committee (2007), working primarily with Summer Olympic athletes.

He holds certification with the NSCA (National Strength and Conditioning Association), the USAW (United States Weightlifting) and CSCCA (Collegiate Strength and Conditioning Coaches Association).

Neal also coordinates strength and conditioning at Mississippi State for the women's soccer and both the men's and women's golf teams. Away from his duties at MSU, Neal also trains and competes in Brazilian Jiu-Jitsu and mixed martial arts.



MIKE NEMETH

**Senior Associate AD, Sport Administrator for Baseball
29th Season**



As the Senior Associate AD for Administration, Mike Nemeth serves as the sport administrator for baseball. In addition to his duties with the Diamond Dawgs, the Ohio native also owns specific responsibilities in the areas of department-wide contracts, summer camp management, football bowl game and other postseason competition organization and scheduling athletic events.

Nemeth, a member of the senior executive staff, also leads future football scheduling efforts, serves as the department liaison with auxiliary groups such as the band and all spirit groups and oversees and directs an employee orientation program and staff development. In addition to baseball, he also serves as the sport administrator for soccer.

A veteran member of the MSU staff, Nemeth is in his 29th year with the athletic department next month. He previously served as Senior Associate AD for Marketing and Corporate Development and Associate AD for Media Relations and Marketing, in which he worked as the primary media relations contact for the football program from 1993-2007.



JASON WIRE

Assistant Athletic Trainer
Fourth Season




Beginning his fourth season as the athletic trainer for the Baseball Bulldogs is Jason Wire, who joined the Mississippi State Athletic Department in September 2010.

Wire, 30 is a native of St. Cloud, Minn., and a graduate of St. Cloud State University, where in 2006 he earned his bachelor's degree in kinesiology. He began his career in athletic training while attending SCSU, serving as a student athletic trainer working with the Husky baseball, football and hockey programs.

He continued his educational career at San Jose State, earning a graduate degree in athletic training in May 2009. During his two years at San Jose State, Wire handled the athletic training needs of the Spartan baseball, men's and women's soccer and women's tennis teams.

Upon graduation from San Jose State, Wire, a member of the National Athletic Trainers' Association, worked for a year in professional baseball in Salisbury, Md., where he was an assistant athletic trainer and the head strength and conditioning coach for the Delmarva Shorebirds, the Class A South Atlantic League affiliate for the Baltimore Orioles.

STUDENT MANAGERS




SAM COCKROFT

Third Season

PERSONAL

Birthdate Jan. 24, 1991
Hometown Kosciusko, Miss.
Parents Linda and Jimmy Cockroft
High School Kosciusko High School
Major Kinesiology



KYLE JOHNSTON

First Season

PERSONAL

Birthdate July 13, 1994
Hometown Biloxi, Miss.
Parents Kim and Jerry Johnston
High School St. Martin High School
Major Communication/Journalism




HUNTER MITCHEM

First Season

PERSONAL

Birthdate March 28, 1991
Hometown Murfreesboro, Tenn.
Parents Mary and George Mitchem
High School Blackman High School
Major Sport Administration




LUCKY PARKER

Third Season

PERSONAL

Birthdate Nov. 23, 1992
Hometown Clinton, Miss.
Parents Erica and Chad Parker
High School Clinton High School
Major Business Administration



WES THIGPEN

First Season

PERSONAL

Birthdate June 20, 1989
Hometown Luling, La.
Parents Sarah and Billy Thigpen
High School Hahnville High School
Major Kinesiology



DIAMOND GIRLS



2014 MISSISSIPPI STATE DIAMOND GIRLS

NAME	CLASSIFICATION	MAJOR	DIAMOND GIRL EXPERIENCE	HOMETOWN
Sloan Bancroft	Junior	Educational Psychology	2nd Year	Ridgeland, Miss.
Kelly Bartlett	Senior	Kinesiology	4th Year	Starkville, Miss.
Mallory Cadenhead	Junior	Communications	1st Year	Houston, Texas
Katy Coleman	Sophomore	Elementary Education	2nd Year	Schlater, Miss.
Sydney Duran	Sophomore	Biological Science/Pre-Dental	1st Year	Kosciusko, Miss.
Cat Everett	Sophomore	Biological Science	2nd Year	Starkville, Miss.
Erin Freeman	Freshman	Pre-Nursing	1st Year	Chattanooga, Tenn.
Erin Godfrey	Sophomore	Elementary Education	2nd Year	Madison, Miss.
Hannah Hart	Sophomore	Kinesiology	1st Year	Ridgeland, Miss.
Leslie Howard	Junior	Kinesiology	3rd Year	Laurel, Miss.
Colby Jordan	Sophomore	Broadcast Journalism	2nd Year	Madison, Miss.
Walker Kimes	Sophomore	Chemistry	2nd Year	Greenwood, Miss.
Karly McCoy	Freshman	Interior Design	1st Year	Laurel, Miss.
Lindi Morgan	Senior	Educational Psychology	3rd Year	Madison, Miss.
Jacquelyn Nemeth	Freshman	Undeclared	1st Year	Starkville, Miss.
Mary Lowry Nemeth	Senior	Kinesiology	4th Year	Starkville, Miss.
Sarah Beth Parks	Junior	Elementary Education	3rd Year	Madison, Miss.
Jordyn Potter	Senior	Kinesiology	4th Year	Flowood, Miss.
Elizabeth Scott	Sophomore	Elementary Education	2nd Year	Starkville, Miss.
Merrie Morgan Volk	Freshman	Biological Science	1st Year	Madison, Miss.
Avery Webb	Junior	Accounting	3rd Year	Louisville, Miss.
Anna Wies	Sophomore	Kinesiology	1st Year	Cleveland, Miss.
Morgan Williamson	Junior	Marketing	3rd Year	Clinton, Miss.
Skylar Workman	Sophomore	Kinesiology	2nd Year	Collierville, Miss.

* Bold Denotes Captain

ABOUT THE MISSISSIPPI STATE DIAMOND GIRLS

Mississippi State's Diamond Girls serve as one of the primary support organizations for the Mississippi State baseball program. The Diamond Girls have handled a wide array of tasks year-round in support of the Diamond Dawgs' baseball operation since the organization came into being in 1976. They are most visible on game days at Dudy Noble Field, serving as stadium hosts and distributing programs to fans as they enter the stadium. The Diamond Girls also operate the souvenir and gift stand and serve on the field during games as bat handlers.



#6 DERRICK ARMSTRONG

5-8 • 200 • SR. • OF • R-R • 1L
Columbia, Tenn. (Columbia State [Tenn.] CC)



2013: Hit .266 in 39 games (16 starts), scoring 14 runs and tallying eight RBIs in 64 at-bats • Recorded a single in the season-opening win vs. Portland • Earned a career-high three walks and drove in two in the Samford home victory • Tallied a career-best three RBIs in six at-bats against Rhode Island • Collected his first career double April 28 at Vanderbilt • Registered multiple hits at Texas A&M April 14, vs. Missouri in the SEC Tournament May 21 and at Virginia in game two of the NCAA Charlottesville Super Regional • Was the starting DH in game two of the 2013 NCAA College World Series vs. Indiana • Member of the 2013 SEC First-Year Academic Honor Roll • Played for the Albany Dutchmen of the Perfect Game League in summer ball.

Career Highs

AB:	6 vs. Rhode Island, 2/27/13
R:	1, 14x, last vs. Virginia, 6/9/13
H:	2, 3x, last vs. Virginia, 6/9/13
RBI:	3 vs. Rhode Island, 2/27/13
2B:	1 at Vanderbilt, 4/28/13
3B:	None
HR:	None
BB:	3 vs. Samford, 2/24/13
SB:	1, 4x, last at Texas A&M, 5/23/13

JUNIOR COLLEGE: Star outfielder and offensive standout for two years at Columbia (Tenn.) State Community College • Helped lead coach Mike Corn's CSCC Chargers to a 38-10 finish in 2012 • Hit a team-best .404 and paced the club with 63 hits, 48 runs scored, 56 RBIs and 17 stolen bases in 17 attempts • Collected 20 extra-base hits with five triples and four home runs • Posted a .482 on-base percentage and delivered six sacrifice flies • Solid defender with eight outfield assists in 114 error-free defensive chances • Hit .391 with three home runs, nine doubles and 22 RBIs as a freshman, pacing Columbia State with 23 stolen bases and 41 runs scored.

HIGH SCHOOL: Three-time all-district outfielder at Columbia Central High School • Coached by Mark Pickle • Earned all-state and district MVP honors as a senior in 2010.

PERSONAL: Born Derrick Jamal Armstrong on April 21, 1992 in Columbia, Tenn. • Son of Felecia and Michael Armstrong of Columbia, Tenn. • Majoring in kinesiology.

DERRICK ARMSTRONG'S CAREER STATISTICS

YEAR	AVG	GP-GS	AB	R	H	2B	3B	HR	RBI	BB	HB	SO	SF	SH	SB-SA	SLG	OBP	E	FLD
2013	.266	39-16	64	14	17	1	0	0	8	8	1	20	0	2	4-5	.281	.356	0	1.000
Career	.266	39-16	64	14	17	1	0	0	8	8	1	20	0	2	4-5	.281	.356	0	1.000

DERRICK ARMSTRONG'S SOUTHEASTERN CONFERENCE STATISTICS

YEAR	AVG	GP-GS	AB	R	H	2B	3B	HR	RBI	BB	HB	SO	SF	SH	SB-SA	SLG	OBP	E	FLD
2013	.227	15-5	22	5	5	1	0	0	1	3	0	10	0	0	0-1	.273	.320	0	.000
Career	.227	15-5	22	5	5	1	0	0	1	3	0	10	0	0	0-1	.273	.320	0	.000



#45 JACOB BILLINGSLEY

6-0 • 182 • FR. • RHP • R-R • HS
Senatobia, Miss. (Magnolia Heights School)




HIGH SCHOOL: Has been clocked at 91 MPH • Earned 2013 MaxPreps Baseball Medium Schools Second-Team All-America honors • 2013 MAIS Player of the Year • Named to the Rawlings 2013 Preseason Southeast Region Team as an honorable mention selection • 2013 Southern Sports and Travel Player of the Year • Won back-to-back state championships his junior and senior season (37-0 and 33-5) • Went a perfect 10-0 as the team captain with a 0.54 ERA and 82 strikeouts in 51.2 innings pitched in 2013 en route to first-team all-state honors • Owned a 1.75 ERA with a 12-2 mark as a junior in 48.0 innings tossed.

PERSONAL: Born Jacob Scott Billingsley on July 27, 1994 in Memphis, Tenn. • Son of Lisa and Kimbal Billingsley • Taught an elementary Bible school on Wednesday nights in high school • Member of the National Honor Society in high school • Extremely claustrophobic • Favorite athlete is Dustin Pedroia • Been a Mississippi State fan since birth • Majoring in kinesiology.



PLAYERS



#4 BEN BRACEWELL

6-0 • 195 • RSR • RHP • R-R • 3L
Chelsea, Ala. (Briarwood Christian School)



CAREER: Fifth-year senior right-hander with career 1-3 record, five saves and a 2.51 ERA in 47 appearances and five starts • Has struck out 70 batters in 68.0 innings pitched • Four-time SEC Academic Honor Roll selection.

2013: Went 1-1 with a 1.76 ERA in 21 appearances (two starts) • Struck out 28 batters in 30.2 innings pitched • Did not give up a run in his first 10 appearances of the season (12 innings pitched) • Earned his only save of the season in a home win against Saint Joseph's March 3 • Made his first start of the season March 31 at Arkansas • Picked up the win at Ole Miss May 12 with five innings of one-hit ball in relief • Started the final game of the NCAA Starkville Regional, tossing 2.1 scoreless innings in a 6-1 win vs. Central Arkansas • Appeared in the NCAA College World Series Championship Series vs. UCLA on June 25 • Member of the 2013 SEC Spring Academic Honor Roll.

2012: Returned to action in 2012 with appearances in nine games, including starts in his first three games • Fashioned a 0.93 ERA with 19 strikeouts in 19.1 innings of pitching • Opening Day starter in MSU's 6-2 win Feb. 17 against Washington State • Pitched a season-longest 4.1 innings and registered a season-best five strikeouts against the Cougars • Also delivered three shutout innings of game-opening mound duty against Kansas Feb. 24 and Connecticut March 2 • Allowed two earned runs and two extra-base hits but did not factor into any decisions as a third-year sophomore • Drew SEC relief appearances April 1 at Auburn and April 21 against Tennessee • Three postseason mound appearances included a pair of matchups with Kentucky during State's championship-clinching run in the 2012 SEC Tournament in Hoover, Ala. • Made his debut in NCAA postseason competition with a relief stint June 3 against Samford in the NCAA Tallahassee Regional • Named to the 2012 SEC Academic Honor Roll.

2011: Sat out the campaign as a medical redshirt to rehabilitate an injured shoulder • Among 14 Bulldogs named to the 2011 SEC Academic Honor Roll.

2010: Appeared in 17 games (all in relief) as a freshman, posting an 0-2 record and a 5.50 ERA while leading the Bulldogs with four of the staff's seven saves • Made his Mississippi State debut on opening weekend with an inning of relief work in State's Feb. 21 12-6 win vs. Rhode Island • Blanked opponents in 13 of his 17 appearances • Fanned three of the first six batters faced vs. URI and UAB and finished the season with 23 punch-outs in 18 innings pitched • Recorded season-best three-strikeout performances March 6 against Michigan State, March 14 at Texas A&M-Corpus Christi and May 8 at Auburn • Took the loss in a season-longest two-inning stint Feb. 28 vs. Southeastern Louisiana • Rebounded March 6 to register saves March 6 against Michigan State, March 24 vs. Memphis, March 26 against Georgia and April 3 at South Carolina • Made nine appearances (8.2 innings pitched) in SEC competition, compiling an 0-1 record with a 9.35 ERA, two saves and 11 strikeouts • Among five Bulldog rookies named to the 2010 SEC Freshman Honor Roll.

HIGH SCHOOL: Four-year starting pitcher at Briarwood Christian School • Coached by Lee Hall • 2009 Collegiate Baseball/Louisville Slugger All-American and ASWA Super All-State team selection • Tabbed as the 2009 Birmingham News Player of the Year and Metro Player of the Year • Fashioned a 15-0 pitching mark with a 0.47 ERA while holding opposing hitters to a .108 batting average • Piled up 156 strikeouts in 90 innings, helping lead the BCS Lions to a 31-9 mark and a runner-up finish behind Hartselle High School in the state 5A playoffs • Allowed only four extra-base hits • Earned the win in six of Briarwood's nine playoff games, posting a remarkable 0.19 ERA in postseason play • Also hit .411 with 42 RBIs and 10 home runs, including four in the playoffs • Set 20 school pitching records and six hitting records • Posted a 5-3 mark with two saves and a 0.86 ERA en route to honorable mention Alabama Sports-writers Association All-State and First-Team Birmingham News All-Metro team honors as a junior in 2008 • Registered 96 strikeouts in 65 1/3 innings • Starred at the plate with a .421 batting average and a team-best 48 hits and 21 stolen bases • Honorable mention Collegiate Baseball/Louisville Slugger All-American • 2008 Shelby County Reporter Player of the Year and Birmingham News Shelby County Pitcher of the Year • Named to the AHSAA North/South All-Star and the Alabama East/West All-Star teams • Finished his career with a 27-9 record, a 1.16 ERA and 336 strikeouts in 241.0 career innings pitched.

PERSONAL: Born Benjamin Albert Bracewell on Sept. 19, 1990 in Birmingham, Ala. • Son of Christine and Al Bracewell of Chelsea, Ala. • Went on a mission trip this past winter to the island of Eleuthera in the Bahamas, where he and six current and former members of the MSU baseball program joined 19 others in building houses and putting on baseball clinics for the youth on the island • Majoring in management and marketing.

Career Highs

Innings Pitched- Starter:	4.1 vs. Washington State, 2/17/12
Innings Pitched- Reliever:	5.0 at Ole Miss, 5/12/13
Strikeouts- Starter:	5, 2x, last vs. Central Arkansas, 6/3/13
Strikeouts- Reliever:	4, 2x, last at Kentucky, 3/23/13
Walks- Starter:	4 vs. Kansas, 2/24/12
Walks- Reliever:	3 at Texas A&M-CC, 3/14/10
Hits Allowed- Starter:	3 vs. Washington State, 2/17/12
Hits Allowed- Reliever:	4 vs. Arkansas, 4/11/10
Runs Allowed- Starter:	3 at Arkansas, 3/31/13
Runs Allowed- Reliever:	6 vs. Arkansas, 4/11/10
Earned Runs Allowed- Starter:	3 at Arkansas, 3/31/13
Earned Runs Allowed- Reliever:	6 vs. Arkansas, 4/11/10

BEN BRACEWELL'S CAREER STATISTICS

YEAR	ERA	W-L	GP	GS-CG	SH	SV	IP	H	R-ER	BB	SO	2B	3B	HR	WP	HB
2010	5.50	0-2	17	0-0	0	4	18.0	12	11-11	11	23	1	0	2	2	4
2011	--- Did Not Pitch ---															
2012	0.93	0-0	9	3-0	1	0	19.1	13	4-2	10	19	2	0	0	2	0
2013	1.76	1-1	21	2-0	1	1	30.2	19	7-6	12	28	5	1	0	2	3
Career	2.51	1-3	47	5-0	2	5	68.0	44	22-19	33	70	8	1	2	6	7

BEN BRACEWELL'S SOUTHEASTERN CONFERENCE STATISTICS

YEAR	ERA	W-L	GP	GS-CG	SH	SV	IP	H	R-ER	BB	SO	2B	3B	HR	WP	HB
2010	9.35	0-1	9	0-0	0	2	8.2	9	9-9	6	11	1	0	2	1	3
2011	--- Did Not Pitch ---															
2012	5.40	0-0	2	0-0	0	0	1.2	3	1-1	0	3	1	0	0	0	0
2013	2.33	1-1	9	1-0	0	0	19.1	11	6-5	8	13	2	1	0	2	2
Career	4.55	1-2	20	1-0	0	2	29.2	23	16-15	14	27	4	1	2	3	5



#10 C.T. BRADFORD

5-9 • 166 • SR. • OF/LHP • L-L • 3L
Pace, Fla. (Pace High School)



CAREER: A talented two-way player who enters 2014 with a .285 career batting average in 165 games played (161 starts) • Scored 100 runs off 179 career hits and 63 walks • Owns 18 career doubles, three triples and a trio of home runs to go along with 22 stolen bases • Has also appeared on the mound 17 times (two starts) • The career school record holder with 17 sacrifice hits • Three-time SEC Academic Honor Roll selection.

2013: Hit .281 in 68 games (all starts), recording 44 runs, 27 RBIs, four doubles and a home run • Also walked 23 times and stole eight bases • Tallied a hit in 44 of 71 games, the third-highest total on the team • Drove in the game-winning run five times: Feb. 23 vs. Samford, April 6 vs. Florida, April 18 vs. Auburn, May 5 vs. Alabama and June 21 vs. Oregon State in the NCAA College World Series • Raked at a .307 clip in 30 SEC games • Went 2-for-4 on Opening Day with three RBIs, two runs and a home run • Rode a 10-game hitting streak from Feb. 19-March 3, ending the streak with a five-game stretch of multiple-hit games, going 11-for-21 (.524) from Feb. 26-March 3 with nine runs scored • Against No. 2 LSU March 15-17, collected six hits and three runs in three games, finishing the series with a .600 batting average • Tapped the dish three times vs. Austin Peay March 26, tying a career high and setting a new one with two stolen bases • Finished the Auburn series April 18-20 on Super Bulldog Weekend 5-for-12 (.417) • Walked a career-best two times vs. Samford Feb. 23 and at Vanderbilt April 27 • Recorded seven hits in 15 at-bats (.467) against Alabama May 4-5 • Knocked out a career-high tying four hits vs. Alabama May 5 • Went 2-for-3 with an RBI, run and a walk in the NCAA Charlottesville Super Regional-clinching win at Virginia June 9 • Collected two hits and an RBI in the win vs. Oregon State June 21 in the NCAA College World Series, helping MSU advance to the championship series vs. UCLA • Member of the 2013 SEC Spring Academic Honor Roll.

2012: A 32-game starter with playing time in 34 of MSU's 64 games • Opening Day starter in center field, where he drew 31 starts • Also took the mound as a starter (2.2 innings pitched) March 6 against Penn State (March 6) • Set a career-high for hits, total bases and RBIs March 3 with a 4-for-6, 6-RBI burst against Lipscomb that included a season-first double and a career-first home run • Also registered 3-for-4, 3-RBI performances at the plate Feb. 25 against Mississippi Valley State and April 13 at defending NCAA champion South Carolina • Tallied seven multi-hit games • Missed eight early games after sustaining a shoulder injury March 7 against Penn State and the final 12 regular season games and nine postseason contests after another shoulder injury incurred during an outfield collision April 28 against Ole Miss • Played error-free in 32 of 34 games (.953) • Hit .230 and drew 16 starts in 17 SEC games played, missing the first and last three SEC weekend series due to injury • Fashioned a seven-game SEC hitting streak, the second-longest on the team • Among 19 Bulldogs on the 2012 SEC Academic Honor Roll.

Career Highs - Hitting

AB:	6, 4x, last vs. Missouri, 5/21/13
R:	3, 5x, last vs. Austin Peay, 3/26/13
H:	4, 2x, last vs. Alabama, 5/5/13
RBI:	6 vs. Lipscomb, 3/4/12
2B:	1, 18x, last vs. Auburn, 4/19/13
3B:	1, 3x, last at South Carolina, 4/13/12
HR:	1, 3x, last vs. Portland, 2/15/13
BB:	2, 2x, last at Vanderbilt, 4/27/13
SB:	2 vs. Austin Peay, 3/26/13

Career Highs - Pitching

Innings Pitched- Starter:	2.2 vs. Penn State, 3/6/12
Innings Pitched- Reliever:	3.1 at Ole Miss, 5/14/11
Strikeouts- Starter:	2 vs. Penn State, 3/6/12
Strikeouts- Reliever:	3 vs. Eastern Illinois, 3/15/11
Walks- Starter:	3 vs. Penn State, 3/6/12
Walks- Reliever:	2 vs. Mississippi Valley State, 5/10/11
Hits Allowed- Starter:	6 vs. Penn State, 3/6/12
Hits Allowed- Reliever:	7 at Ole Miss, 5/14/11
Runs Allowed- Starter:	4 at Vanderbilt, 3/20/11
Runs Allowed- Reliever:	5 at Ole Miss, 5/14/11
Earned Runs Allowed- Starter:	4 at Vanderbilt, 3/20/11
Earned Runs Allowed- Reliever:	5 at Ole Miss, 5/14/11



PLAYERS

2011: Rookie outfielder with starts in 61 games and the only Bulldog to play in all 63 games • Named to the Collegiate Baseball/Louisville Slugger Freshman All-America team and the 2011 SEC All-Freshman team • Hit .303, third-highest batting average on the club • Drew 41 starts in center field, 10 in right, nine in left and one as the designated hitter • Ranked second on the team with 74 hits and “free bases” (28 walks and 12 HBPs) • Tallied 11 stolen bases in 18 attempts and fielded at a .978 clip in 135 fielding chances • Compiled the team’s second-longest hitting streak (12 games) and finished second with hits in 48 games and 21 multi-hit games) • Also tied (with Jarrod Parks) for the team lead with 10 multi-RBI games • Hit .264 with starts in 22 of 23 SEC games played • Hit safely in 22 SEC games • Went 5-for-12 (.417) in three-game series against eventual NCAA champion South Carolina • MSU’s top hitter going 12-for-32 in postseason competition (.375) • Hit .538 (7-for-13) and earned NCAA Atlanta Regional MVP honors • Went 3-for-4 with a walk and a double in his collegiate career Feb. 18 vs. Akron • Also turned in three-hit plate performances April 5 against Southern Miss, three days later against Florida, April 16 at Arkansas and June 5 in the NCAA Atlanta Regional at Georgia Tech • Drove in a season-best four runs in that regional championship game at Tech • Among six Bulldog rookies named to the SEC Freshman Academic Honor Roll.

HIGH SCHOOL: Three-year starting outfielder at Pace (Fla.) High School • Coached by Charlie Waner • Hit .474 with 46 hits and 21 extra-base hits • Helped lead the Patriots to a 29-2 record, the 2010 Florida 5A State Championship and the top spot in the ESPN Rise Fab 50 national ranking • Earned First-Team Louisville Slugger and Max Preps High School All-America Team honors • All-state selection and tabbed as the 2010 Mr. Baseball for the state of Florida • Also honored as the Florida 5A Player of the Year • Also starred on the mound, posting a 13-0 record with a 1.12 ERA while registering 90 strikeouts in 84 innings • Established a state record as the winning pitcher in five-consecutive regional and state playoff games • Selected to play in the Florida High School All-Star Game • Honored as the Pensacola News Journal Male Athlete of the Year and Pitcher of the Year • 2009 Class 5A Northwest Florida Player of the Year and Pensacola News Journal All-Area selection after hitting .423 with 25 RBIs, a .600 on-base percentage and 18 stolen bases in 19 attempts • Carved a 7-1 pitching record with a 1.20 ERA, 113 strikeouts and 13 walks in 66.0 innings of mound work • Earned first-team all-area and second-team all-state honors as a sophomore, hitting .453 and tallying a 6-3 record with a 1.28 ERA in 2008 • Played summer league baseball with the Florida Bombers, coached by Emilio Fernandez • Selected as that club’s first team captain • Honor grad, member of the Athletic Council and recipient of the 2010 Pace High School Citizenship Award.

DRAFT HISTORY: Chosen by the Cleveland Indians in the 48th round of Major League Baseball’s 2010 First-Year Player Draft.

PERSONAL: Born Christopher Taylor Bradford on April 12, 1991 in Pensacola, Fla. • Son of Theresa and Mike Bradford of Pace, Fla. • Father was MSU’s starting third baseman in 1982 and 1983 • Went on a mission trip this past winter to the island of Eleuthera in the Bahamas, where he and six current and former members of the MSU baseball program joined 19 others in building houses and putting on baseball clinics for the youth on the island • Majoring in kinesiology.

C.T. BRADFORD’S CAREER STATISTICS

YEAR	AVG	GP-GS	AB	R	H	2B	3B	HR	RBI	BB	HB	SO	SF	SH	SB-SA	SLG	OBP	E	FLD
2011	.303	63-61	244	37	74	12	2	0	34	28	12	23	3	6	11-18	.369	.397	3	.978
2012	.258	34-32	124	19	32	2	1	2	17	12	5	17	1	5	3-4	.339	.345	2	.968
2013	.281	68-68	260	44	73	4	0	1	27	23	9	39	1	6	8-8	.308	.358	1	.992
Career	.285	165-161	628	100	179	18	3	3	78	63	26	79	5	17	22-30	.338	.371	6	.982

C.T. BRADFORD’S SOUTHEASTERN CONFERENCE STATISTICS

YEAR	AVG	GP-GS	AB	R	H	2B	3B	HR	RBI	BB	HB	SO	SF	SH	SB-SA	SLG	OBP	E	FLD
2011	.271	30-29	118	11	32	5	0	0	8	9	3	14	2	4	1-4	.314	.333	1	.986
2012	.230	17-16	61	9	14	1	1	1	4	5	2	10	1	3	1-2	.328	.304	2	.935
2013	.307	30-30	114	18	35	1	0	0	11	11	4	20	1	2	1-1	.316	.385	0	1.000
Career	.276	77-75	293	38	81	7	1	1	23	25	9	44	4	9	3-7	.317	.347	3	.982

C.T. BRADFORD’S CAREER PITCHING STATISTICS

YEAR	ERA	W-L	GP	GS-CG	SH	SV	IP	H	R-ER	BB	SO	2B	3B	HR	WP	HB
2011	9.72	0-0	7	1-0	0	1	8.1	13	9-9	3	10	2	0	2	0	1
2012	10.12	0-0	1	1-0	0	0	2.2	6	3-3	3	2	0	0	0	0	0
2013	1.80	0-1	9	0-0	1	0	5.0	3	1-1	3	4	0	0	0	0	1
Career	7.31	0-1	17	2-0	1	1	16.0	22	13-13	9	16	2	0	2	0	2

C.T. BRADFORD’S SOUTHEASTERN CONFERENCE STATISTICS

YEAR	ERA	W-L	GP	GS-CG	SH	SV	IP	H	R-ER	BB	SO	2B	3B	HR	WP	HB
2013	4.50	0-1	3	0-0	0	0	2.0	2	1-1	1	0	0	0	0	0	0
Career	4.50	0-1	3	0-0	0	0	2.0	2	1-1	1	0	0	0	0	0	0



#15 MATTHEW BRITTON

6-0 • 195 • JR. • INF • L-R • 2L
Cullman, Ala. (Cullman High School)



2013: Raised his batting average nearly 75 points from his freshman season to .250 his sophomore campaign • Saw action in 18 games, including starts against Saint Joseph's March 2 and LSU March 16 • Went 1-for-2 with an RBI, stolen base and a run in the season opener against Portland Feb. 15 • Was a perfect 2-for-2 with a career-high tying one double and a run Feb. 26 vs. Rhode Island • Scored a season-high two runs one day later against URI • Collected a hit and a run March 5 vs. Mississippi Valley State • Recorded a hit in his only at-bat May 25 vs. Vanderbilt in the SEC Tournament in Hoover, Ala. • Saw action as a pinch-hitter in game two of the NCAA College World Series Championship Series vs. UCLA • Member of the 2013 SEC Spring Academic Honor Roll • Played for the Lima Locos of the Great Lake League in summer ball.

Career Highs

AB:5, 3x, last vs. Mississippi Valley State, 5/8/12
R:3 vs. UAB, 6/2/12
H:3 vs. Tennessee, 4/21/12
RBI:2 vs. Tennessee, 4/21/12
2B:1, 2x, last vs. Rhode Island, 2/26/13
3B:None
HR:None
BB:2 vs. Tennessee, 4/20/12
SB:2 vs. Tennessee, 4/21/12

2012: Named to the NCAA Tallahassee Regional All-Tournament Team as a second baseman • Saw playing time in 52 games, tops among seven Bulldog true freshmen to play in 2012 • Starter in 34 games (27 at second base and seven at shortstop) • Made his collegiate debut as the Opening Day starter at shortstop Feb. 17 against Washington State • Hit .177 with a hit in 15 of his 34 games as a starter • Delivered a sacrifice fly in his first plate appearance and later added a career-first single against the Cougars • Drew the first of his 27 starts at second base Feb. 19 in the series finale against Washington State • Turned in a career-best 3-for-5, 2-RBI performance in April 21 series finale against Tennessee • Singled and scored the winning run on a wild pitch in MSU's sweep-clinching 14-inning win against the Vols • Also singled twice in May 8 win against Mississippi Valley State • Closed out his rookie campaign with back-to-back two-hit games (June 2 vs. UAB and June 3 against Samford) in the NCAA Tallahassee Regional • Legged out a double against UAB for his first career extra-base hit • Opened as a starter in 14 of his 23 SEC games played • Member of the 2012 SEC First-Year Academic Honor Roll • Played summer league baseball with the Danville (Ill.) Dons of the Prospect League.

HIGH SCHOOL: Three-year starting shortstop and four-year letter winner at Cullman High School • Coached by Brent Patterson • Earned all-state honors in 2011 after hitting .452 in 56 games played • Scored 75 runs, fifth-most all-time in Alabama, with a school record-setting 86 hits, including 22 doubles, seven home runs and 45 RBIs • Also pitched for CHS, posting a 6-3 record with three saves and 49 strikeouts • Captained the 2011 Bearcats team that finished with a 45-10 record and state runner-up finish • Drew starts in all 46 games as a junior, hitting .365 with 14 extra-base hits, including seven home runs and 30 RBIs • Also pilfered 19 bases in 20 attempts • Earned first-team all-state honors as a sophomore in 2009, fashioning a team-best .365 batting average with 65 hits, including 25 for extra bases • Scored the state championship-clinching run for Cullman in 2008 • Played summer league baseball with the Florida Bombers, coached by Emilio Fernandez • Also a four-year standout as a defensive back for the CHS football team • Member of the CHS chapter of the Fellowship of Christian Athletes.

PERSONAL: Born Matthew Bryan Britton on May 13, 1993 in Birmingham, Ala. • Son of Patricia and Mark Britton of Cullman, Ala. • Majoring in business administration.

MATTHEW BRITTON'S CAREER HITTING STATISTICS

YEAR	AVG	GP-GS	AB	R	H	2B	3B	HR	RBI	BB	HB	SO	SF	SH	SB-SA	SLG	OBP	E	FLD
2012	.177	52-34	124	17	22	1	0	0	9	17	3	28	2	7	3-3	.185	.288	11	.947
2013	.250	18-2	20	6	5	1	0	0	1	0	1	4	0	0	1-1	.300	.286	0	1.000
Career	.188	70-36	144	23	27	2	0	0	10	17	4	32	2	7	4-4	.201	.287	11	.953

MATTHEW BRITTON'S SOUTHEASTERN CONFERENCE STATISTICS

YEAR	AVG	GP-GS	AB	R	H	2B	3B	HR	RBI	BB	HB	SO	SF	SH	SB-SA	SLG	OBP	E	FLD
2012	.135	23-14	52	8	7	0	0	0	5	10	0	13	1	3	2-2	.135	.270	3	.966
2013	.000	5-1	2	1	0	0	0	0	0	0	0	2	0	0	0-0	.000	.000	0	1.000
Career	.130	28-15	54	9	7	0	0	0	5	10	0	15	1	3	2-2	.130	.262	3	.968



PLAYERS



#26 CODY BROWN


5-10 • 184 • RFR. • OF • L-R • RS
Biloxi, Miss. (Biloxi High School)



2013: Redshirted his freshman year on campus • Played for the Marion Bobcats of the Ohio Valley League in summer ball.

HIGH SCHOOL: Four-year starter as an outfielder and shortstop at Biloxi High School • Coached by Kevine Burdine • Three-time all-district honoree and Clarion-Ledger Dandy Dozen selection • Named to the ESPNHS All-State Team • Hit .324 with five doubles, two triples and two home runs as a senior in 2012 • Pilfered 21 bases in 22 attempts • Paced the Indians in 2011 with a .443 batting average, seven home runs and registered 25 stolen bases in 27 attempts as a junior • Team MVP and honorable mention Mississippi Association of Coaches All-State pick • Hit .367 with 19 extra-base hits as a sophomore in 2010 and was tabbed Biloxi's Rookie of the Year as the only freshman to play in and start all 26 games in 2009 • Also a multi-season letter man in both soccer and football • National Honor Society member and four-term Scholar-Baller Award recipient at BHS in baseball, football and soccer.

PERSONAL: Born Cody Charles Brown on April 1, 1994 in Melbourne, Fla. • Son of Michelle and Tom Brown of Biloxi, Miss. • Majoring in kinesiology.



#33 PRESTON BROWN

6-0 • 190 • RSO. • RHP • R-R • 1L
Germantown, Tenn. (St. George's Independent School)



2013: Named pitching MVP of the 2013 Bulldog Fall World Series • Toed the rubber eight times in his debut campaign, giving up six hits on three runs in eight innings pitched (3.38 ERA) • Made his collegiate debut on Opening Day in the Feb. 15 home win against Portland, tossing a hitless inning with two strikeouts in relief • Recorded two outs in the home win vs. Grambling State Feb. 19 • Went a career-long 2.1 innings of shutout relief March 5 vs. Mississippi Valley State • Member of the 2013 SEC Spring Academic Honor Roll • Played for the Westhampton Aviators of the Hamptons League in summer ball.

2012: Redshirted his freshman year on campus.

HIGH SCHOOL: Four-year regular as a pitcher and outfielder at St. George's Independent School, where he was teammates with current Bulldog teammate John Marc Shelly • Coached by Andy Scott • Compiled a 8-1 pitching record with a 0.95 ERA as a senior in 2011 • Registered 84 strikeouts in 66 innings of mound duty • Named to the Tennessee Division 2A All-West Region Team and to the Memphis Commercial Appeal's Best of the Preps All-Metro Team • Notched a 5-3 pitching record with a save and a 2.45 ERA as a junior with the Gryphons • Recorded 60 strikeouts in 52.2 innings in 2010 • Also a four-year standout in football, earning team MVP, all-state and all-region honors • Member of the St. George's Honor Roll, the National Honor Society and Mu Alpha Theta.

PERSONAL: Born Preston Joseph Brown on July 16, 1992 in Dallas, Texas • Son of Mary Ann and Joe Brown of Germantown, Tenn. • Majoring in biological engineering.

Career Highs

Innings Pitched- Starter: None
Innings Pitched- Reliever: 2.1 vs. Mississippi Valley State, 3/5/13
Strikeouts- Starter: None
Strikeouts- Reliever: 2, 2x, last vs. Saint Joseph's, 3/3/13
Walks- Starter: None
Walks- Reliever: 1, 3x, last vs. LSU, 3/16/13
Hits Allowed- Starter: None
Hits Allowed- Reliever: 2, 2x, last vs. LSU, 3/16/13
Runs Allowed- Starter: None
Runs Allowed- Reliever: 1, 3x, last vs. LSU, 3/16/13
Earned Runs Allowed- Starter: None
Earned Runs Allowed- Reliever: 1, 3x, last vs. LSU, 3/16/13

PRESTON BROWN'S CAREER STATISTICS

YEAR	ERA	W-L	GP	GS-CG	SH	SV	IP	H	R-ER	BB	SO	2B	3B	HR	WP	HB
2013	3.38	0-0	8	0-0	2	0	8.0	6	3-3	3	5	1	0	2	0	0
Career	3.38	0-0	8	0-0	2	0	8.0	6	3-3	3	5	1	0	2	0	0

PRESTON BROWN'S SOUTHEASTERN CONFERENCE STATISTICS

YEAR	ERA	W-L	GP	GS-CG	SH	SV	IP	H	R-ER	BB	SO	2B	3B	HR	WP	HB
2013	13.50	0-0	1	0-0	0	0	0.2	2	1-1	1	0	0	0	1	0	0
Career	13.50	0-0	1	0-0	0	0	0.2	2	1-1	1	0	0	0	1	0	0



#8 GAVIN COLLINS

5-11 • 200 • FR. • C • R-R • HS
Lake Forest, Calif. (El Toro High School)



HIGH SCHOOL: Rated a 9.5 on a 10.0 scale and a Top-25 catcher nationally by national scouting service Perfect Game • Projected to be a 3-5th round draft pick in the 2013 MLB Draft before injuring his ankle in the first game of his senior season • Member of the 2013 Rawlings California All-Region First Team • Raked at a .351 clip (27-for-77) with five home runs and 24 RBIs his senior season • Recorded a 1.87 pop time to second base as a catcher • Chose Mississippi State over scholarship offers from Oregon, Arizona State and Fresno State.

PERSONAL: Born Gavin Patrik Collins on July 17, 1995 in Newport Beach, Calif. • Son of Shannon and Brendan Collins of Lake Forest, Calif. • Majoring in business administration.



#38 WILL COX

6-4 • 231 • JR. • RHP • R-R • 2L
Amory, Miss. (Amory High School)



2013: Saw action in 18 games, including four starts, registering a 3-1 record and a 2.45 ERA in his sophomore season • Struck out 30 and walked 10 in 29.1 innings pitched • Held opponents to a .210 average at the dish • The only Bulldog to own a 0.00 ERA in the NCAA Tournament • Threw 3.0 scoreless frames in his first start of the season Feb. 17 vs. Portland, earning a no decision • Tossed a career-high tying 7.0 innings in a quality start against Samford Feb. 24, picking up the win with seven K's and one run allowed on two hits • Moved to 2-0 with five shutout innings vs. Saint Joseph's March 3, fanning six with just one walk • Picked up the win in the 17-inning 2-1 marathon vs. Missouri in the SEC Tournament May 21, finishing the game with three stanzas of scoreless ball • Struck out two in a pair of hitless innings June 2 against Central Arkansas in the NCAA Starkville Regional • Recorded two outs in relief against UCLA in game two of the NCAA College World Series Championship Series June 25 • Played for the Bourne Braves of the Cape Cod League in summer ball.

Career Highs

Innings Pitched- Starter:	7.0, 2x, last vs. Samford, 2/24/13
Innings Pitched- Reliever:	3.0 vs. Missouri, 5/21/13
Strikeouts- Starter:	8 vs. Mississippi Valley State, 2/26/12
Strikeouts- Reliever:	3 vs. Central Arkansas, 3/8/13
Walks- Starter:	2, 3x, last vs. Austin Peay, 3/26/13
Walks- Reliever:	2 vs. LSU, 3/15/13
Hits Allowed- Starter:	6 at Southeastern Louisiana, 3/14/12
Hits Allowed- Reliever:	2, 2x, last vs. Vanderbilt, 5/25/13
Runs Allowed- Starter:	4, 3x, last vs. Austin Peay, 3/26/13
Runs Allowed- Reliever:	2 vs. LSU, 3/15/13
Earned Runs Allowed- Starter:	4, 2x, last vs. Austin Peay, 3/26/13
Earned Runs Allowed- Reliever:	2 vs. LSU, 3/15/13

2012: Took the mound in seven games, drawing game-opening duty in six of those appearances • Compiled a 2-1 record with a 4.64 ERA in 21.1 innings • Made his collegiate debut and earned his first career win Feb. 26 against Mississippi Valley State • Registered eight strikeouts over seven innings, both season-highs • Worked three innings as the starter and yielded four runs in absorbing the loss March 14 at Southeastern Louisiana • Led a split MSU pitching crew and earned his second win while striking out six of the nine batters he faced over three innings March 27 against Alcorn State • Made his SEC debut April 7 vs. Vanderbilt.

HIGH SCHOOL: Four-year standout pitcher at Amory High School • Coached by Chad Williams • Earned all-state honors in 2011 after posting a 12-1 record with a save and a remarkable 0.41 ERA • Piled up 147 strikeouts and walked only 11 over 85.1 innings of mound duty as a senior • Also swung the bat at a .420 clip with 28 RBIs and five home runs • Earned all-state, all-division and Northeast Mississippi Daily Journal Player of the Year honors in 2010 with a 13-1 record, a save and an 0.72 ERA • Helped guide the Panthers to the 2010 4A state championship series • Finished the 2010 campaign with 142 strikeouts in 96.2 innings while leading AHS at the plate with a .435 batting average, five home runs and 35 RBIs • Voted team MVP in 2010 and 2011 and AHS Pitcher of the Year in 2009 and 2011 • MVP of the 2011 Crossroads Diamond Club All-Star Game in Pearl, Miss. • Played summer league baseball alongside MSU teammate Brandon Woodruff on the state championship and national runner-up Tupelo 49ers, coached by Kirk Presley • Joined Woodruff on the ALWS All-Tournament Team • Hails from the high school program that produced teammate Zack Randolph, MSU associate head coach Butch Thompson and former Bulldog and current Texas Rangers' first baseman Mitch Moreland.

PERSONAL: Born William Gerald Cox on Nov. 1, 1992 in Amory, Miss. • Son of Christina and Kenny Cox of Amory, Miss. • Majoring in business administration.



PLAYERS

WILL COX'S CAREER PITCHING STATISTICS

YEAR	ERA	W-L	GP	GS-CG	SH	SV	IP	H	R-ER	BB	SO	2B	3B	HR	WP	HB
2012	4.64	2-1	7	6-0	0	0	21.1	22	15-11	3	22	7	0	0	1	2
2013	2.45	3-1	18	4-0	2	0	29.1	22	10-8	10	30	2	0	2	0	4
Career	3.38	5-2	25	10-0	2	0	50.2	44	25-19	13	52	9	0	2	1	6

WILL COX'S SOUTHEASTERN CONFERENCE STATISTICS

YEAR	ERA	W-L	GP	GS-CG	SH	SV	IP	H	R-ER	BB	SO	2B	3B	HR	WP	HB
2012	0.00	0-0	1	0-0	0	0	0.0	1	0-0	0	0	0	0	0	0	0
2013	4.91	0-1	7	0-0	0	0	3.2	2	3-2	2	4	0	0	1	0	0
Career	4.91	0-1	8	0-0	0	0	3.2	3	3-2	2	4	0	0	1	0	0



#3 ALEX DETZ

5-10 • 185 • SR. • INF • L-R • 1L
San Luis Obispo, Calif. (Cuesta [Calif.] College)



2013: Ranked ninth nationally and second in the SEC with 53 walks • Hit .350 in 11 NCAA Tournament starts, going 14-for-40 with nine runs, six walks, two doubles and an RBI • MVP of the 2013 NCAA Starkville Regional and member of its All-Tournament Team after hitting .615 with eight hits and four runs in the tourney • Ended the season having reached base safely in 23-straight games • Finished fourth in the SEC in on-base percentage (.449) and 12th in hits (76) • On defense, recorded a .980 fielding percentage, the best by a third baseman in the history of the program • Part of an infield that turned a school-record 80 double plays (second nationally) • Recorded the most putouts (198) and chances (250) in school history by a third baseman • Hit .318 in 69 games played (66 starts), tallying 43 runs, 31 RBIs, 14 doubles, one triple and a home run • Notched hits in 43 of 71 games, including 20 multi-hit games • Drove in a run in 22 contests, including seven multiple-RBI games • Collected 12 RBIs in a six-game stretch from Feb. 24-March 3, including a career-best three RBIs Feb. 24 vs. Samford and two days later vs. Rhode Island • Had the game-winning RBI twice: Feb. 24 vs. Samford and Feb. 27 vs. Rhode Island • Cranked out his only triple of the season March 5 vs. Mississippi Valley State • Scored a career-high three runs March 12 vs. Southern Miss • Stole his only base of the season April 7 vs. Florida • Finished the home series against the Gators 4-for-11 (.364) with a double and three runs scored • Hit his only home run of the season April 13 at Texas A&M • Earned a career-best three walks April 28 at Vanderbilt, matching the feat originally done March 19 vs. Alcorn State • Tallied a career-high four base hits May 11 at Ole Miss and again May 17 vs. South Carolina • Hit .500 (5-for-10) in the South Carolina series • Registered a hit in all four games MSU played in at the SEC Tournament in Hoover, Ala., going 5-for-16 (.313) • Went 2-for-3 with a double, RBI and a run scored in MSU's final game in Hoover vs. Vanderbilt May 25 • Finished game one of the NCAA College World Series with a single, walk and a run scored vs. Oregon State June 15 • Collected two hits, including a double, and tapped the dish once as the Bulldogs advanced to the championship series with a win against the Beavers June 21 • Singled in both games of the CWS Championship Series vs. UCLA to close out the season • Member of the 2013 SEC First-Year Academic Honor Roll.

Career Highs

AB:6 vs. Alabama, 5/5/13
R:	3 vs. Southern Miss, 3/12/13
H:	4, 2x, last vs. South Carolina, 5/17/13
RBI:	3, 2x, last vs. Rhode Island, 2/26/13
2B:	1, 14x, last vs. Oregon State, 6/21/13
3B:	1 vs. Mississippi Valley State, 3/5/13
HR:	1 at Texas A&M, 4/13/13
BB:	3, 2x, last at Vanderbilt, 4/28/13
SB:	1 vs. Florida, 4/7/13

JUNIOR COLLEGE: Two-time all-conference middle infielder at Cuesta (Calif.) College in 2011 and 2012 • Coached by Bob Miller • Recovered from a 2010 shoulder injury to rank among the top junior college middle infielders • Batted .324 with a .451 on-base percentage in 2012 to help the Cougars post a 23-15 record and claim the Western State Conference crown • Lashed eight doubles and two triples, driving in 32 runs and drawing 32 walks in 38 games • Swiped eight sacks and fielded at a flashy .976 clip, having a hand in 19 double plays • Hit .331 with a .462 on-base percentage en route to First-Team All-Western State Conference honors as a junior • Teamed with former Bulldogs Nick Clair, Chad Girodo and Trey Porter on the California Collegiate League co-champion San Luis Obispo Blues summer league team in 2012.

HIGH SCHOOL: Two-year All-San Luis Obispo County second baseman/shortstop at Mission Prep High School • Four-year starter and letter winner with the Royals • Coached by his father, Gerry Detz • Also lettered three years as a receiver with the MPHS football team and in basketball his senior season • Four-year Honor Roll student at MPHS in San Luis Obispo.


PERSONAL: Born Alex James Detz on Dec. 14, 1990 in San Luis Obispo, Calif. • Son of Toni and Gerry Detz of San Luis Obispo, Calif. • Majoring in communication.

ALEX DETZ'S CAREER STATISTICS

YEAR	AVG	GP-GS	AB	R	H	2B	3B	HR	RBI	BB	HB	SO	SF	SH	SB-SA	SLG	OBP	E	FLD
2013	.318	69-66	239	43	76	14	1	1	31	53	7	45	4	1	1-5	.397	.449	5	.980
Career	.318	69-66	239	43	76	14	1	1	31	53	7	45	4	1	1-5	.397	.449	5	.980

ALEX DETZ'S SOUTHEASTERN CONFERENCE STATISTICS

YEAR	AVG	GP-GS	AB	R	H	2B	3B	HR	RBI	BB	HB	SO	SF	S	SB-SA	SLG	OBP	E	FLD
2013	.257	29-28	109	11	28	4	0	1	10	20	0	22	2	0	1-1	.321	.366	3	.936
Career	.257	29-28	109	11	28	4	0	1	10	20	0	22	2	0	1-1	.321	.366	3	.936



#31 TREVOR FITTS

6-2 • 223 • JR. • RHP • R-R • 2L
Helena, Ala. (Pelham High School)

2013: Appeared in 18 games, registering a 3.03 ERA and an 0-1 record in 29.2 innings pitched • Started six games, with the Bulldogs going 4-2 in those contests • Recorded a 26-9 strikeout-to-walk ratio while also holding opponents to a .235 batting average • Started the season with one run allowed in his first nine total appearances, a span of 11.1 innings pitched • Made the start in the second game of the NCAA Charlottesville Super Regional vs. Virginia June 9, picking up a no decision with one run allowed in 2.1 stanzas as MSU clinched its ninth NCAA College World Series berth • Also started vs. Indiana in Omaha June 17, earning yet another no decision as MSU won, 5-4 • Drew the start vs. UCLA in game one of the CWS Championship Series June 24, suffering his only loss of the season in a 3-1 setback • Member of the 2013 SEC Spring Academic Honor Roll • Played for the San Luis Obispo Blues of the California League in summer ball.

Career Highs

Innings Pitched- Starter:	3.1 vs. Missouri, 5/21/13
Innings Pitched- Reliever:	4.1 vs. Lipscomb, 3/3/12
Strikeouts- Starter:	4 vs. Indiana, 6/17/13
Strikeouts- Reliever:	4 vs. Mississippi Valley State, 2/25/12
Walks- Starter:	2 vs. Central Arkansas, 6/2/13
Walks- Reliever:	2 vs. Portland, 2/17/13
Hits Allowed- Starter:	4 vs. Oral Roberts, 5/14/13
Hits Allowed- Reliever:	5 vs. Mississippi Valley State, 2/25/12
Runs Allowed- Starter:	2, 3x, last vs. Indiana, 6/17/13
Runs Allowed- Reliever:	3 at Auburn, 3/31/12
Earned Runs Allowed- Starter:	2 vs. Indiana, 6/17/13
Earned Runs Allowed- Reliever:	3 at Auburn, 3/31/12

2012: Took the mound for eight appearances his freshman season • Compiled a 3-0 record with a 3.29 ERA and 14 strikeouts over 13.2 innings of relief work • Earned wins in his first two and his final pitching performances of the season • Made his collegiate debut with a season-best four strikeouts and earned the win in four innings of relief work Feb. 25 against Mississippi Valley State • Worked a season-longest 4.1 innings out of the bullpen and earned his second win a week later March 3 against Lipscomb • Picked up win No. 3 with 1.1 innings of work April 10 in State's 12-inning shutout win against South Alabama • Made his SEC debut March 24 against Arkansas • Named to the 2012 SEC Freshman Academic Honor Roll • Pitched for the Danville (Ill.) Dans of the Prospect League in summer ball.

HIGH SCHOOL: Two-time Louisville Slugger High School All-American pitcher at Pelham High School • Coached by Jeff Mauldin • Compiled a 31-6 career record with nine saves and 10 shutouts in 53 mound appearances • Piled up 394 strikeouts over 268 innings • Fashioned a 6-4 record with three saves, 112 strikeouts and a 1.29 ERA en route to all-America, all-state and Shelby County Player of the Year honors in 2011 • Posted a 14-0 record in helping guide the Panthers to a 39-6 finish in 2010 • Also tallied three saves and an 0.91 ERA as a junior • Set school single-season records for pitching wins (14) and strikeouts (151) • Earned his first prep all-American and all-state team honors as a junior • Also honored as the Alabama Baseball Coaches Association Pitcher of the Year and Birmingham News Player of the Year • Tossed three one-hitters and four two-hitters while reaching double digits in strikeouts eight times in 2010 • Runner-up to former Bulldog and current member of the Detroit Tigers' organization Daryl Norris for 2010 Alabama Mr. Baseball honors • Member of the Fellowship of Christian Athletes and honored as PHS's 2010 Wendy's Heisman Athlete of the Year.

PERSONAL: Born Trevor Glen Fitts on Nov. 4, 1992 in Birmingham, Ala. • Son of Angie and Danny Fitts of Helena, Ala. • Famously presented a PowerPoint presentation to John Cohen about the benefits to players growing beards • Majoring in kinesiology.

TREVOR FITTS' CAREER PITCHING STATISTICS

YEAR	ERA	W-L	GP	GS-CG	SH	SV	IP	H	R-ER	BB	SO	2B	3B	HR	WP	HB
2012	3.29	3-0	8	0-0	1	0	13.2	17	7-5	3	14	2	0	1	2	1
2013	3.03	0-1	18	6-0	0	0	29.2	27	13-10	9	26	1	0	2	7	1
Career	3.12	3-1	26	6-0	1	0	43.1	44	20-15	12	40	3	0	3	9	2

TREVOR FITTS' SOUTHEASTERN CONFERENCE STATISTICS

YEAR	ERA	W-L	GP	GS-CG	SH	SV	IP	H	R-ER	BB	SO	2B	3B	HR	WP	HB
2012	16.20	0-0	2	0-0	0	0	1.2	5	3-3	1	2	2	0	1	0	0
2013	1.50	0-0	5	0-0	0	0	6.0	1	1-1	1	7	0	0	1	2	0
Career	4.70	0-0	7	0-0	0	0	7.2	6	4-4	2	9	2	0	2	2	0



PLAYERS



#5 DANIEL GARNER

6-0 • 214 • RFR. • C • R-R • RS
Madison, Ala. (Sparkman High School)



2013: Redshirted his freshman year on campus • Member of the 2013 SEC First-Year Academic Honor Roll • Named an All-Star in the California League where he played summer ball for the San Luis Obispo Blues.

HIGH SCHOOL: Three-year starter and four-time letter winner at Sparkman High School • Coached by Kellen Greer • Paced the Senators at the plate with a .403 batting average, 39 RBIs, a school-record 21 doubles and six home runs in 2012 • First-Team Louisville Slugger High School All-American, First-Team Rawlings Southeast All-Region Team and Alabama Sports Writers Association First-Team 6A All-State selection • Started behind the dish in all 50 games for the 28-22 Senators • Also drew 22 walks and was hit by a pitch nine times • Hit .419 and paced SHS with 40 RBIs, eight home runs and 31 walks his junior season in 2011 • Notched a 19-game hitting streak • Selected to play in the 2011 Alabama North-South All-Star Baseball Game • Played summer league baseball alongside MSU teammate John Marc Shelly on the Memphis-based Dulin's Dodgers, coached by Tim Dulin, the same program which produced three-time MLB All-Star and two-time World Series Champion Matt Cain.

PERSONAL: Born James Daniel Garner on Jan. 21, 1994 in Huntsville, Ala. • Son of Beth and Tim Garner of Madison, Ala. • Majoring in finance.



#47 MYLES GENTRY

5-11 • 190 • SO. • RHP • R-R • 1L
Gulfport, Miss. (Gulfport High School)



2013: Made 23 appearances in relief his debut season, going 4-1 with a 3.69 ERA in 31.2 innings pitched • Held opponents to a .200 batting average, striking out 30 batters with 11 walks • Failed to give up a hit in his first five career outings • Picked up his first career victory with 4.1 hitless innings against Central Arkansas at home March 8 • Fanned a career-best eight batters in relief against Alcorn State March 19 to move to 2-0 on the year • Notched his third win one week later with 2.2 shutout stanzas vs. Austin Peay March 26 • Tied his career-high with eight strikeouts May 22 against South Carolina in the SEC Tournament in Hoover, Ala., going a career-long 5.2 innings • Played for the Westhampton Aviators of the Hamptons League in summer ball.

Career Highs

Innings Pitched- Starter:	None
Innings Pitched- Reliever:	5.2 vs. South Carolina, 5/22/13
Strikeouts- Starter:	None
Strikeouts- Reliever:	8, 2x, last vs. South Carolina, 5/22/13
Walks- Starter:	None
Walks- Reliever:	3 vs. South Carolina, 5/22/13
Hits Allowed- Starter:	None
Hits Allowed- Reliever:	5 vs. Central Arkansas, 6/2/13
Runs Allowed- Starter:	None
Runs Allowed- Reliever:	3 vs. Central Arkansas, 6/2/13
Earned Runs Allowed- Starter:	None
Earned Runs Allowed- Reliever:	3 vs. Central Arkansas, 6/2/13

HIGH SCHOOL: Impact pitcher at Gulfport High School throughout his four-year prep career • Coached by Tim Dowdy and in 2012 by Jamie McMahon • Fashioned an 8-3 record with a 1.50 ERA in 11 senior-season starts in 2012 • Tossed six complete games and registered 79 strikeouts in 65 1/3 innings of pitching • Held opponents to .145 hitting while helping guide the Admirals to a 20-10 record and a No. 3 state ranking • Earned MAC All-State and ESPNHS All-State honors, in addition to being named to Biloxi Sun Herald All-Coast Team • Played in the 2012 Crossroads Diamond Club All-Star Game in Pearl, Miss. • Registered a 5-5 record with a save and a 2.30 ERA as a junior • Fanned 69 batters in 61 innings of pitching, both staff highs • Graduated with distinction.

PERSONAL: Born Myles Jay Gentry on September 21, 1993 in Gulfport, Miss. • Son of Barbara Boyes and Fred Gentry in Gulfport, Miss. • Majoring in kinesiology.

MYLES GENTRY'S CAREER STATISTICS

YEAR	ERA	W-L	GP	GS-CG	SH	SV	IP	H	R-ER	BB	SO	2B	3B	HR	WP	HB
2013	3.69	4-1	23	0-0	2	0	31.2	22	16-13	0	0	4	2	0	2	6
Career	3.69	4-1	23	0-0	2	0	31.2	22	16-13	0	0	4	2	0	2	6

MYLES GENTRY'S SOUTHEASTERN CONFERENCE STATISTICS

YEAR	ERA	W-L	GP	GS-CG	SH	SV	IP	H	R-ER	BB	SO	2B	3B	HR	WP	HB
2013	16.62	0-0	8	0-0	0	0	4.1	10	8-8	3	4	1	2	0	1	1
Career	16.62	0-0	8	0-0	0	0	4.1	10	8-8	3	4	1	2	0	1	1



#34 AVERY GEYER

5-10 • 203 • FR. • RHP • R-R • HS
Pensacola, Fla. (Pensacola Catholic High School)

HIGH SCHOOL: Rated a 9.0 on a 10.0 scale by national scouting service Perfect Game and a top 20 pitcher in the state of Florida • Has been clocked at 92 MPH • 2013 Louisville Slugger High School First-Team All-American • 2013 MaxPreps Baseball Medium Schools First-Team All-American • 2013 Rawlings Florida All-Region Second-Team member • 2013 Pensacola (Fla.) News Journal Player of the Year • 2012 Perfect Game Underclass All-America Honorable Mention • 2013 Pensacola Scholar-Athlete of the Year • FHSAA Class 4A Player of the Year, finishing third for Florida's Mr. Baseball • After finishing state runner-up as a sophomore and winning the state title as a junior, won the state championship as a senior and played for the high school national champion as voted on by MaxPreps, Collegiate Polls and USA Today • High school squad posted an 84-8 overall record in his three years on varsity • Went a perfect 12-0 his senior season with a 0.74 ERA in 75.2 innings, striking out 95 batters as his team went 30-0 • Owned a 9-1 record and a 1.45 ERA in 77.1 innings as a junior, as well as a 3-1 mark with a 1.89 ERA in his first varsity year as a sophomore • Throws in the 88-92 MPH range • Chose Mississippi State over scholarship offers from South Alabama, Southern Miss and Samford.

PERSONAL: Born Avery Alan Geyer on Sept. 3, 1994 in Nashville, Tenn. • Son of Meredith and David Geyer of Pensacola, Fla. • Father David pitched at Georgia from 1976-77 • Majoring in kinesiology.



#23 KYLE HANN

5-8 • 174 • SO. • INF • R-R • 1L
Oakville, Ont., Canada (Hillfield Strathallan College)



2013: Saw action in 26 games (nine starts), hitting .219 (7-for-32) with seven runs scored, three walks and an RBI • Reached base twice and scored once in game one of the Feb. 17 doubleheader home sweep vs. Portland • Drew a walk in game two against the Pilots • Recorded his first career hit Feb. 22 vs. Purdue in his third start of the season and tallied another single one day later vs. Samford • Went 1-for-2 with a run scored in the Saint Joseph's home win March 1 • Accomplished the same feat vs. Mississippi Valley State March 5 • Had his best game of the season in a start March 12 vs. Southern Miss in Pearl, Miss., going 2-for-2 with an RBI and a run scored • Recorded a hit, walk and scored once against Vanderbilt May 25 in the SEC Tournament in Hoover, Ala. • Played for the Thunder Bay Border Cats of the Northwoods League in summer ball, where he was selected by MLB scouts to the NWL Big League Dreams Showcase.

Career Highs

AB:4, 2x, last vs. Samford, 2/23/13
R:1, 7x, last vs. Vanderbilt, 5/25/13
H:2 vs. Southern Miss, 3/12/13
RBI:1 vs. Southern Miss, 3/12/13
2B:None
3B:None
HR:None
BB:1, 3x, last vs. Vanderbilt, 5/25/13
SB:None

HIGH SCHOOL: 2012 graduate of Hillfield Strathallan College, a private school located in Hamilton, Ontario • Played summer league baseball for four years as a middle infielder with the Ontario Blue Jays baseball club, coached by Dan Bleiwas • Also a three-time member of the Baseball Canada Junior National Team • Helped lead coach Greg Hamilton's Canadian team to the Gold Medal game of the 2012 IBAF 18U Baseball World Championship in September 2012 in Seoul, South Korea • Started all nine games for Canada in the tournament, lashing two doubles and a triple and posting a .378 slugging percentage • Committed just one error in 61 defensive chances (.984) and hit .270 to earn a berth on the tournament's 11-player all-star team • Teamed with current teammate Jacob Robson on the Silver Medal-winning team • Hit .511 in 2012 playing for the Ontario Blue Jays, piling up 93 hits with 68 RBIs • Ripped 26 doubles, seven triples and five home runs for an .813 slugging percentage • Tallied 48 stolen bases in 49 attempts.

PERSONAL: Born Kyle Johnathan Hann on April 8, 1994 in Oakville, Ontario, Canada • Son of Kathron and Bernie Hann of Oakville, Ontario • Majoring in business administration.

KYLE HANN'S CAREER STATISTICS

YEAR	AVG	GP-GS	AB	R	H	2B	3B	HR	RBI	BB	HB	SO	SF	SH	SB-SA	SLG	OBP	E	FLD
2013	.219	26-9	32	7	7	0	0	0	1	3	2	9	0	0	0-0	.219	.324	2	.931
Career	.219	26-9	32	7	7	0	0	0	1	3	2	9	0	0	0-0	.219	.324	2	.931

KYLE HANN'S SOUTHEASTERN CONFERENCE STATISTICS

YEAR	AVG	GP-GS	AB	R	H	2B	3B	HR	RBI	BB	HB	SO	SF	SH	SB-SA	SLG	OBP	E	FLD
2013	.000	7-0	3	1	0	0	0	0	0	0	0	2	0	0	0	.000	.000	0	1.000
Career	.000	7-0	3	1	0	0	0	0	0	0	0	2	0	0	0	.000	.000	0	1.000



PLAYERS



#18 SETH HECK

5-10 • 168 • JR. • INF • R-R • TR
Edmonds, Wash. (Tacoma [Wash.] CC)



JUNIOR COLLEGE: Made less than 15 errors in over 500 chances • 2013 NWAACC West Division All-Star • Gold Glove winner for shortstops with a .960 fielding percentage • Hit .330 (62-for-188) in 2013 with 32 RBIs in 51 games • Also won the Gold Glove in 2012 with a .992 fielding percentage • Named a West Division All-Star in 2012 as well after raking at a .355 clip (59-for-166) with 22 RBIs in 44 games.

HIGH SCHOOL: First-Team All-WESCO in 2010 and 2011 • Named Second-Team Class 4A All-State in 2011 • Set the single-season hits and runs record with 112 hits and 100 runs his senior season, hitting .501 a year after hitting .420 • Finished his sophomore campaign with a .402 batting average a year after hitting .300 in his high school debut.

PERSONAL: Born Seth Tanner Heck on Oct. 4, 1992 in Edmonds, Wash. • Son of Tracy and Kurt Heck of Edmonds, Wash. • Earned a perfect 4.00 GPA his first semester in Starkville (Fall 2013) • Majoring in business administration.



#2 DEMARCUS HENDERSON

5-10 • 174 • SR. • OF • R-R • 2L
Waynesboro, Miss. (Wayne County High School)



CAREER: Senior outfielder who has appeared in 107 career games, starting 80 of them • A career .260 hitter (75-for-289) with 43 career runs, 35 RBIs, 34 walks, nine stolen bases and two doubles • Given the key to the city of Waynesboro in September 2013 by Mayor Pro-Tem Johnny Gray in a ceremony at halftime of a Wayne County High School football game.

2013: Broke the 13-year single-season school record with 11 sacrifice hits, passing Ryan McGrath's mark of eight from 2000 • Hit .274 in 61 games (51 starts), recording 23 RBIs, 23 runs scored, 21 walks, a trio of doubles and three stolen bases • Started all 11 games in the NCAA Tournament, going 12-for-39 for a .308 clip at the plate • Finished the NCAA Tournament 5-for-8 (.625) with runners in scoring position • Hit safely in 32 of 71 games, tallying RBIs in 18 games • Drove in the game-winning run four times: Feb 16. vs. Portland, Feb. 19 vs. Grambling State, March 8 vs. Central Arkansas and June 8 vs. Virginia in game one of the NCAA Charlottesville Super Regional • Tied a career-high with three hits four times: March 1 vs. Saint Joseph's, March 9 vs. Central Arkansas, May 18 vs. South Carolina and June 8 vs. Virginia in game one of the NCAA Charlottesville Super Regional • Hit .333 (4-for-12) in the season-opening series vs. Portland with three RBIs • Finished the Central Arkansas series 4-for-12 (.333) with a pair of RBIs and runs scored • Went 6-for-12 (.500) May 16-18 against No. 12 South Carolina, scoring three times and driving in a pair • Tied a career high with three RBIs on two hits in the May 22 SEC Tournament contest vs. the Gamecocks in Hoover, Ala. • Finished 2-for-4 with a double and a run with MSU's season on the line in the final game of the NCAA Starkville Regional June 3 vs. Arkansas • Continued his clutch postseason performance going 4-for-8 in the NCAA Charlottesville Super Regional June 8-9 vs. Virginia • Drove in a run and scored three times in the series • Collected an RBI single in the opening game of the NCAA College World Series June 15 vs. Oregon State • Drove in the game-tying run in an eventual 5-4 win vs. Indiana in MSU's second game of the CWS June 17, going 2-for-4 with a run scored • Finished the season with a 1-for-3 effort at the dish June 25 vs. UCLA in game two of the CWS Championship Series.

2012: Named to the 2012 SEC All-Tournament Team after collecting five hits, three runs and a trio of walks • Played in 36 games while drawing 29 starts • Made 15 starts in right, 10 in left, three at third base and one as the designated hitter and used as a pinch runner in five more games • Hit .245 with seven multi-hit games and an early-season 10-game hitting streak March 3-14 • Went 3-for-4 March 3 against Connecticut to set a career-high for hits • Drove in a career-best three runs May 19 in a series-sweep clinching 11-3 win against Kentucky • Played summer league ball with the Amsterdam (N.Y.) Mohawks of the Perfect Game League, hitting .255 with nine stolen bases.

2011: Saw playing time in a reserve role as an infielder in 10 early-season games before undergoing corrective eye surgery • Compiled a .167 batting average, collecting two hits in 12 at-bats • Singled and scored a run Feb. 27 against Belmont and laced a pinch-

Career Highs

AB:	6 vs. Arkansas, 3/25/12
R:	2, 9x, last vs. Virginia, 6/8/13
H:	3, 6x, last vs. Virginia, 6/8/13
RBI:	3, 2x, last vs. South Carolina, 5/22/13
2B:	1, 6x, last vs. Central Arkansas, 6/3/13
3B:	None
HR:	None
BB:	2, 6x, last vs. Auburn, 4/18/13
SB:	2 vs. Connecticut, 3/3/12

hit single against Alabama A&M March 30 • Notched run-scoring groundouts against Akron Feb. 18 and at Lipscomb March 16 • Had five error-free defensive chances and helped turn two double-plays.

HIGH SCHOOL: Four-time all-district and 2010 all-state infielder at Wayne County High School • Coached during his prep career by Chad Davis and Chris McCardle • Anchored the War Eagles' infield at shortstop • Starred at the plate, hitting .492 with five home runs and 27 RBIs en route to all-state and team MVP honors as a senior • Hit .455 with 10 home runs and 42 RBIs as a junior in 2009 to go along with 16 stolen bases and team MVP honors • Also starred on the mound with a 6-2 record and a 1.80 ERA his junior season • One of his two losses was a complete-game no-hitter • Participated in the 2009 East Coast Showcase held in Lakeland, Fla., and played in the 2010 Crossroads Diamond Club Mississippi High School All-Star Game in Pearl, Miss. • Starting quarterback on the WCHS football team • Member of the Beta Club, the Wayne County High School Student Council and the National Honor Society.

DRAFT HISTORY: Chosen by the Houston Astros in the 43rd round of Major League Baseball's 2010 First-Year Player Draft.

PERSONAL: Born Demarcus LaDouglas Henderson on Dec. 23, 1991 in Laurel, Miss. • Son of Coretta and Shelton Henderson of Waynesboro, Miss. • Majoring in kinesiology.

DEMARCUS HENDERSON'S CAREER STATISTICS

YEAR	AVG	GP-GS	AB	R	H	2B	3B	HR	RBI	BB	HB	SO	SF	S	SB-SA	SLG	OBP	E	FLD
2011	.167	10-0	12	3	2	0	0	0	2	0	0	3	0	0	0-0	.167	.167	0	1.000
2012	.245	36-29	102	17	25	3	0	0	10	13	3	25	2	4	6-9	.275	.342	3	.919
2013	.274	61-51	175	23	48	3	0	0	23	21	3	34	2	11	3-7	.291	.358	2	.969
Career	.260	107-80	289	43	75	6	0	0	35	34	6	62	4	15	9-16	.280	.345	5	.953

DEMARCUS HENDERSON'S SOUTHEASTERN CONFERENCE STATISTICS

YEAR	AVG	GP-GS	AB	R	H	2B	3B	HR	RBI	BB	HB	SO	SF	S	SB-SA	SLG	OBP	E	FLD
2011	.000	1-0	1	0	0	0	0	0	0	0	0	1	0	0	0-0	.000	.000	0	1.000
2012	.143	11-7	28	3	4	1	0	0	0	0	0	9	2	0	0-1	.179	.133	2	.778
2013	.235	25-20	68	8	16	1	0	0	6	9	2	14	0	5	0-2	.250	.342	0	1.000
Career	.206	37-27	97	11	20	2	0	0	6	9	2	24	2	5	0-3	.227	.282	2	.946



#14 JONATHAN HOLDER

6-2 • 242 • JR. • RHP • R-R • 2L
Gulfport, Miss. (Gulfport High School)



CAREER: One of the most accomplished closers in NCAA baseball history, with MSU having gone 80-0 when leading after the eighth inning since his arrival in Starkville • Named a 2014 preseason All-American by the NCBWA, Louisville Slugger and Perfect Game • Named 2014 Preseason All-SEC by Perfect Game • Named a 2013 consensus All-American and earned 2012 consensus Freshman All-America honors • Enters his junior season 23 saves shy of tying UC Irvine's Blair Erickson (2004-07) for the all-time NCAA saves record (53) • One of nine players in NCAA history to record 21-plus saves in a single season (21 in 2013) • Along with South Carolina's Blake Taylor (2002), is the SEC single-season saves record holder (21 in 2013) • Enters 2014 13 saves shy of tying South Carolina's Matt Price (2009-12) for the all-time SEC saves record (43) • Mississippi State's career and single-season record holder for saves (30/21) • Also holds the school record for consecutive scoreless innings with 27.1 as a freshman in 2012 • Owns a 1.19 career ERA in 58 career relief appearances, having gone 4-1 with 120 strikeouts in 83.0 innings pitched • Boasts a microscopic 0.23 ERA in 25 career games inside the SEC, holding opponents to a .159 average at the plate with 52 strikeouts in 38.2 innings of work • Has struck out 37 percent of career batters faced (120 of 324) • Two-time member of the SEC Academic Honor Roll • Named a Top-250 prospect for the 2014 MLB Draft by Perfect Game • Played for Wareham Gateman of the Cape Cod League in summer ball.

2013: Tied South Carolina's Blake Taylor's 2002 SEC single-season record with a school-best 21 saves, becoming one of nine players in NCAA history to accomplish the feat • A consensus All-American, earning first-team honors from Louisville Slugger, Baseball America and the NCBWA, as well as second-team honors from College Baseball Insider • Finalist for the ABCA Stopper of the Year Award, while also earning ABCA All-South Region Second-Team honors • Named to the All-SEC First Team • As a closer, finished in the Top-75 nationally and seventh in the SEC with a team-high 90 total strikeouts • Tallied a 14.8 K/9 ratio, which would have led the NCAA and tied for 10th in college baseball history had it met the minimum requirements • Recorded a 1.65 ERA in 34 appearances out of the bullpen, going 2-0 in 54.2 innings of work • Held opponents to a .175 batting average • His total number of relief outings tied

Career Highs

Innings Pitched-Starter:	None
Innings Pitched-Reliever:	4.0 vs. UCLA, 6/25/13
Strikeouts-Starter:	None
Strikeouts-Reliever:	7 vs. Auburn, 4/18/13
Walks-Starter:	None
Walks-Reliever:	3 vs. Central Arkansas, 5/31/13
Hits Allowed-Starter:	None
Hits Allowed-Reliever:	7 vs. UCLA, 6/25/13
Runs Allowed-Starter:	None
Runs Allowed-Reliever:	3, 3x, last vs. UCLA, 6/25/13
Earned Runs Allowed-Starter:	None
Earned Runs Allowed-Reliever:	3, 2x, last vs. UCLA, 6/25/13



PLAYERS

for third all-time at MSU in a single season for both total appearances and total relief appearances • Did not give up an earned run from March 19-May 23, a span of 19 appearances and 32.2 innings on the mound • Tossed 26.1 scoreless innings during the stretch, coming an inning away from the school record he set in his debut campaign in 2012 • Struck out a career-high seven batters vs. Auburn on April 18 • Broke the single-season school record with his 14th save vs. Oral Roberts May 14 • Pitched 3.2 scoreless innings in the SEC Tournament in Hoover, Ala. • Picked up the save in the series-clinching win of the NCAA Charlottesville Super Regional vs. Virginia June 9, striking out two in as many innings • Earned the save in all three of MSU's victories in Omaha at the NCAA College World Series • Pitched a career-high 4.0 innings June 25 in game two of the CWS Championship Series vs. UCLA June 25 • Member of the 2013 SEC Spring Academic Honor Roll.

2012: Named a consensus freshman All-American (Collegiate Baseball, Baseball America, NCBWA, Perfect Game) • Carded a 2-1 record with nine saves (tied for seventh in SEC) and a remarkable 0.32 ERA in 24 appearances • Recorded 30 strikeouts and allowed just one earned run in 28.1 innings pitched • Set school record for consecutive scoreless innings pitched, opening his career with 27.1 innings of shutout pitching • Made his collegiate debut retiring the two batters he faced against Washington State Feb. 17 • Recorded his first career save with two shutout, no-hit innings of relief against Mississippi Valley State Feb. 26 • Earned his first career win and pitched a season-longest 2.2 innings against Lipscomb March 4 • Struck out a season-best four in State's shutout win against South Alabama April 14 • Earned a win and eight saves in his final 11 outings • Five of those saves came during his 11 SEC relief appearances (0.00, 11 strikeouts, 11.2 innings pitched) • Went 1-0 with three saves in four SEC Tournament relief stints in Hoover, Ala., to join two other Bulldogs on the 2012 SEC All-Tournament Team • Represented MSU on the 2012 SEC All-Freshman Team • Named to the 2012 SEC Freshman Academic Honor Roll • Finished with a 3-1 record, two saves and a 1.99 ERA last summer in 14 relief appearances (22.2 innings pitched) with Cape Cod Collegiate League champion Wareham Gateman.

HIGH SCHOOL: Three-year starting first baseman and pitcher at Gulfport High School • Coached by Tim Dowdy • Earned First-Team Mississippi Association of Coaches All-State and Second-Team Jackson Clarion-Ledger All-State and Biloxi Sun Herald All-Coast Team honors in 2011 • Hit .383 with eight doubles, eight home runs and 19 RBIs • Sparkled on the mound with a 9-1 record, compiling a 1.36 ERA with 87 strikeouts in 61 innings • Invited to compete in the Crossroad Diamond Club All-Star Game • Paced the Admirals with a .429 batting average, 40 hits, 43 RBIs, 12 doubles and 10 home runs as a junior in 2010 • Blasted two grand slams in one game his junior season • Also fashioned a 3-5 pitching mark with a 2.62 ERA and a staff-best 51 strikeouts in 48 innings • Named to the MAC All-State second unit and the Sun Herald All-South Mississippi Team in 2010 • Hit .313 and posted a 7-3 record with a 2.26 ERA in 2009 • Played summer league baseball with Marucci Elite, coached by Chad Rales, and with the Gulf Coast Hurricanes, coached by Rick Caver • Honor roll student and member of the GHS Key Club.


PERSONAL: Born Jonathan Blake Holder on June 9, 1993 in Gulfport, Miss. • Son of Sindy and Herbie Holder of Gulfport, Miss. • Majoring in marketing.

JONATHAN HOLDER'S CAREER PITCHING STATISTICS

YEAR	ERA	W-L	GP	GS-CG	SH	SV	IP	H	R-ER	BB	SO	2B	3B	HR	WP	HB
2012	0.32	2-1	24	0-0	2	9	28.1	17	2-1	5	30	2	0	0	1	1
2013	1.65	2-0	34	0-0	3	21	54.2	33	15-10	17	90	2	0	2	6	6
Career	1.19	4-1	58	0-0	5	30	83.0	50	17-11	22	120	4	0	2	7	7

JONATHAN HOLDER'S SOUTHEASTERN CONFERENCE STATISTICS

YEAR	ERA	W-L	GP	GS-CG	SH	SV	IP	H	R-ER	BB	SO	2B	3B	HR	WP	HB
2012	0.00	0-0	11	0-0	1	5	11.2	7	0-0	2	11	1	0	0	1	0
2013	0.33	1-0	14	0-0	1	6	27.0	13	4-1	8	41	1	0	1	2	3
Career	0.23	1-0	25	0-0	2	11	38.2	20	4-1	10	52	2	0	1	3	3



#41 ZAC HOUSTON

6-5 • 234 • FR. • RHP • R-R • HS
 Poplarville, Miss. (Poplarville High School)



HIGH SCHOOL: Rated a 9.5 on a 10.0 scale and the number one right-handed pitcher in the state of Mississippi by national scouting service Perfect Game • Has been clocked at 92 MPH • 2013 Rawlings Southeast Region First Team • Went 5-2 as a senior with a 2.93 ERA, striking out 74 opponents in 55.0 innings • Owned a 1.70 ERA with 61 strikeouts in as many innings as a junior, going 5-4 • Chose Mississippi State over scholarship offers from LSU, Ole Miss and Southern Miss after being invited to several invitation-only events across America.

PERSONAL: Born Zachary Matthew Houston on Nov. 30, 1994 in Slidell, La. • Son of Tesa and Matt Houston of Poplarville, Miss. • Majoring in business administration.



#25 DAKOTA HUDSON

6-5 • 207 • FR. • RHP • R-R • HS
Dunlap, Tenn. (Sequatchie County High School)



HIGH SCHOOL: Taken with the 24th pick in the 36th round of the 2013 MLB Draft by the Texas Rangers • Rangers had spoken to him about taking him in the top five rounds if he would accept the slotted bonus money • Has been clocked at 95 MPH • Rated a top 100 player overall at any position by national scouting service Perfect Game • A member of the 2013 Rawlings Southeast All-Region First Team • 2012 Perfect Game Underclass Honorable Mention All-American • Owned a 1.09 ERA with a 124-to-14 K/BB ratio in 64.0 innings pitched as a senior, earning First-Team All-State honors from the Tennessee Baseball Coaches Association • Also named District Co-MVP and MVP of the Tennessee vs. Georgia All-Star Game • Earned all-district honors as a junior (1.24 ERA) and a sophomore (1.90 ERA) • Chose Mississippi State over a scholarship offer from Kennesaw State as well as interest from SEC schools Kentucky and Tennessee • The first student-athlete from his area to play SEC baseball.

DRAFT HISTORY: Chosen by the Texas Rangers in the 36th round of Major League Baseball's 2013 First-Year Player Draft.

PERSONAL: Born Dakota Ryan Hudson on Sept. 15, 1994 in Chattanooga, Tenn. • Son of Christy and Sam Hudson of Dunlap, Tenn. • Majoring in business administration.



#42 BEN HUDSPETH

5-11 • 225 • JR. • RHP • R-R • TR
Tupelo, Miss. (Itawamba [Miss.] CC)



JUNIOR COLLEGE: Has been clocked at 92 MPH • 2012 NJCAA First-Team All-American • 2013 MACJC First-Team All-State • Registered a 2.12 ERA with 75 strikeouts and eight walks in 79.2 innings pitched as a sophomore • Tallied a perfect 11-0 record with a 1.81 ERA, 78 K's and just six walks in his freshman campaign en route to all-state, all-region and all-america honors • His 11 wins were third-most in the nation • Chose Mississippi State over scholarship offers from Southern Miss, Samford and Northwestern State.

HIGH SCHOOL: Earned 2011 all-state honors as well as all-district accolades in 2010 and 2011 • Member of the .300 club and winner of his school's Cy Young Award and Golden Wave Award • Played on the division championship team from 2009-11 and was a state finalist in 2011.

PERSONAL: Born Benjamin Aubrey Hudspeth on Oct. 14, 1992 in Tupelo, Miss. • Son of Missy and Corey Hudspeth of Tupelo, Miss. • Brother Jake helped produce this media guide you're reading (Thank You!) • Majoring in business administration.



PLAYERS



#12 REID HUMPHREYS

6-1 • 201 • FR. • INF • R-R • HS

Brandon, Miss. (Northwest Rankin High School)




2013: Named Defensive MVP of the 2013 Bulldog Fall World Series.

HIGH SCHOOL: Taken with the 30th pick in the 36th round of the 2013 MLB Draft by the Washington Nationals, the same organization his older brother and former Bulldog Tyler Moore plays for in the Major Leagues • 2013 Louisville Slugger High School First-Team All-American • 2013 Gatorade Player of the Year in Mississippi • 2013 Rawlings Southeast All-Region First Team • 2011 (Second Team) and 2012 (First Team) Perfect Game Underclass All-American • Rated the number one shortstop prospect in the state of Mississippi by national scouting service Perfect Game • Mashed his senior year with 11 homers and 32 RBIs at a .419/.543/.874 clip. Also tapped the dish 43 times and stole 11 bases in 12 attempts • Did not pitch in 2013 after coming off Tommy John surgery but has been clocked at 94 MPH • Hit .370 with seven dingers and 38 RBIs as a junior, while also posting a 6-3 mark on the mound with a 1.85 ERA • Raked at a .371 pace at the plate as a sophomore with three long balls and 18 RBIs in 24 games • Also went 5-2 on the rubber with a 3.18 ERA • Played travel ball with the Marucci Elite 16's.

DRAFT HISTORY: Chosen by the Washington Nationals in the 36th round of Major League Baseball's 2013 First-Year Player Draft.

PERSONAL: Born Reid Joseph Humphreys on Nov. 21, 1994 in Brandon, Miss. • Son of Becky Humphreys of Brandon, Miss. • Brother Tyler Moore played at Mississippi State and currently plays for the Washington Nationals • Majoring in kinesiology.



#51 DYLAN INGRAM


6-2 • 214 • FR. • 1B • R-R • HS

Pike Road, Ala. (Edgewood Academy)



HIGH SCHOOL: Rated a top 50 first baseman in the country by national scouting service Perfect Game, as well as the second-best first base prospect in Alabama • Named 2013 Rawlings Honorable Mention Southeast Region • Won a state championship in baseball all four years of high school, while being named ASWA/AISA 2012 Player of the Year in both football and baseball • Hit .433 with seven homers, driving in 63 runs on 52 hits to go along with a .519 on-base percentage • Owned a .541 average at the plate as a junior with six homers and 69 RBIs • Also had the greatest single-season of any quarterback in Alabama prep history in 2012, breaking the AHSAA and AISA record with 4,182 passing yards as the signal caller • As quarterback at Edgewood Academy, won three-straight AISA Class AA state championships and was victorious in his final 31 games • Earned all-state honors in baseball in 2012 and 2013 and football in 2011 and 2012 • Owned a 4.2 weighted GPA in the classroom and scored a 28 on his ACT • Chose Mississippi State over Florida State, Auburn and others.

PERSONAL: Born Merrill Dylan Ingram on Aug. 29, 1994 in Montgomery, Ala. • Son of Phyllis and Merrill Ingram of Pike Road, Ala. • Earned a perfect 4.00 GPA his first semester in Starkville (Fall 2013) • Majoring in accounting.



#49 GLENN IRBY

6-0 • 196 • FR. • LHP • L-L • HS

Florence, Ala. (Mars Hill Bible School)



HIGH SCHOOL: Has been clocked at 92 MPH • Rated the number three left-handed pitcher in the state of Alabama by national scouting service Perfect Game • 2013 Southeast All-Region Second-Team member • 2012 Perfect Game Honorable Mention Underclass All-American • Named 2012 Class 2A Pitcher of the Year and earned all-state honors in all four of his high school seasons • MVP of the 2012 North-South All-Star Game • Went 7-4 as a senior after going a perfect 10-0 with a 1.24 ERA and 109 strikeouts as a junior in 73 innings pitched • Chose Mississippi State over Ole Miss, Kentucky, Tennessee and Samford.

PERSONAL: Born Glenn Gilbert Irby on Dec. 6, 1994 in Florence, Ala. • Son of Sherry and Ken Irby of Florence, Ala. • Grandfather lettered in football at Mississippi State in 1957 and 1958 • Brother C.K. Irby, who pitched against MSU in the 2012 NCAA Tallahassee Regional, was taken with the fourth pick in the 10th round of the 2013 MLB Draft by the Minnesota Twins. • Majoring in biological sciences with a concentration in pre-med.



#46 LUCAS LASTER

5-11 • 178 • JR. • LHP • R-L • TR
Lewisburg, Tenn. (Columbia State [Tenn.] CC)



JUNIOR COLLEGE: Named a Top 200 JUCO prospect by national scouting service Perfect Game • Went 6-2 as a sophomore with a 2.83 ERA and 50 K's in 54 innings, leading his team to the conference tournament championship and a second-place finish in regional play • Made his collegiate debut as a freshman in 2012 with an 8-1 record and a 2.61 ERA and 42 strikeouts in 48.1 innings, guiding his squad to the regular season conference championship and a third-place finish in regionals • Has been clocked at 88 MPH • Chose Mississippi State over scholarship offers from Middle Tennessee State and Lipscomb.

HIGH SCHOOL: Led his 2011 squad to its first regional appearance since 2003 • Named District 11A MVP his junior season • Also lettered in golf, where he was a medalist.

PERSONAL: Born Lucas Jackson Laster on Oct. 11, 1992 in Cornersville, Tenn. • Son of Rhonda Sanborn and Lyn Laster • Majoring in history.



#21 JACOB LINDGREN

5-11 • 203 • JR. • LHP • R-L • 2L
Bay St. Louis, Miss. (St. Stanislaus High School)



2013: Named a Top-250 prospect for the 2014 MLB Draft by Perfect Game • Started 14 games on the rubber, going 4-3 with a 4.18 ERA in 56.0 innings of work • Registered a 65-18 K/BB ratio • Mississippi State went 10-4 when Lindgren started, the second-best record by any starter on the year • The Bulldogs' Friday night starter from Opening Day Feb. 15 until March 22 • Started off the season 2-0 in his first four starts with a microscopic 0.96 ERA • Earned a quality start with six innings of one-run ball in his first victory of the year vs. Portland Feb. 15 • Returned the following Friday vs. Purdue and struck out six in a no decision, surrendering one run in a 3-2 victory • Recorded the second quality start of his sophomore campaign March 1 in a 10-0 win vs. Saint Joseph's, fanning a team season high and career-high 13 batters en route to a one-hit performance in seven innings • Picked up his third win of the season with one earned run allowed in 5.1 innings of work at Texas A&M • Lowered his ERA to 2.54 April 20 at home vs. Auburn, moving to 4-1 with a career-long eight shutout innings to go along with 11 strikeouts • Wrapped up the regular season with 4.1 innings of one-run ball in a no decision vs. No. 12 South Carolina, a game which the Bulldogs eventually won, 4-2 • Member of the 2013 SEC Spring Academic Honor Roll • Played for the Bourne Braves of the Cape Cod League in summer ball.

2012: Rookie southpaw who pitched in 14 games, climbing to starting status in two postseason games • Went 2-2 with a save and compiled a 3.18 ERA with 24 strikeouts in 28.1 innings pitched • Struck out the lone batter he faced in his collegiate debut against Mississippi Valley State Feb. 25 • Earned a win in his first career decision, retiring the four batters he faced in a 10-6 win against Penn State March 7 • Picked up a save with two scoreless innings of relief against Mississippi Valley State May 8 • Pitched a season-longest 5.1 innings in relief and earned the win in State's home finale against Kentucky May 19 • Honored as the SEC Freshman of the Week May 20 after scattering three singles and striking out a season-high seven UK batters • Went 1-2 with a 3.55 ERA in six SEC relief appearances • Losses came against Vanderbilt April 7 and at Florida May 13 • Struck out 14 in 12.2 innings • Among seven Bulldogs on the 2012 SEC Freshman Academic Honor Roll • Played summer league baseball with the Texas Collegiate League-champion East Texas Pump Jacks.

HIGH SCHOOL: Multi-sport standout and first-team all-state pitcher at St. Stanislaus High School • Coached by Mark Logan • Compiled an 8-0 record with a 1.09 ERA en route to Mississippi Association of Coaches All-State and Sun Herald All-Coast Team honors • Piled up 128 strikeouts in 64.0 innings pitched • Also hit .470 with 17 RBIs and five home runs • Registered a 20-strikeout, seven-inning game • Helped guide the Rockchaws to the 2010 4A state championship as a junior, posting a 6-2 record with a staff-leading 1.45 ERA • Tallied 69 strikeouts in 43.1 innings while holding opposing hitters to a .141 batting average • Also starred at the plate with a .407 batting average that included 33 hits, 12 extra-base hits, 30 RBIs and a .501 on-base percentage • Tabbed for second-

Career Highs

Innings Pitched- Starter:	8.0 vs. Auburn, 4/20/13
Innings Pitched- Reliever:	5.1 vs. Kentucky, 5/19/12
Strikeouts- Starter:	13 vs. Saint Joseph's, 3/1/13
Strikeouts- Reliever:	7 vs. Kentucky, 5/19/12
Walks- Starter:	4 at Kentucky, 3/22/13
Walks- Reliever:	2 vs. Vanderbilt, 4/7/12
Hits Allowed- Starter:	8 vs. Samford, 6/3/12
Hits Allowed- Reliever:	4 at South Carolina, 4/15/12
Runs Allowed- Starter:	6 vs. Vanderbilt, 5/25/13
Runs Allowed- Reliever:	2 vs. Arkansas, 3/24/12
Earned Runs Allowed- Starter:	5 at Vanderbilt, 4/28/13
Earned Runs Allowed- Reliever:	2 vs. Arkansas, 3/24/12



PLAYERS

team all-state and all-district honors as a junior • Lettered four years in football, playing on St. Stanislaus' 2009 4A state championship team • Played summer league baseball with Marucci Elite, coached by Chad Raley • Member of the Fellowship of Christian Athletes and the SSSH Alpha Honor Roll.

DRAFT HISTORY: Chosen by the Chicago Cubs in the 12th round of Major League Baseball's 2011 First-Year Player Draft.

PERSONAL: Member of the Bench Mob (Second B is silent) • Born Jacob Stephen Lindgren on March 12, 1993 in Biloxi, Miss. • Son of Jacqueline and Stephen Lindgren of Bay St. Louis, Miss. • Majoring in business administration.

JACOB LINDGREN'S CAREER PITCHING STATISTICS

YEAR	ERA	W-L	GP	GS-CG	SH	SV	IP	H	R-ER	BB	SO	2B	3B	HR	WP	HB
2012	3.18	2-2	14	2-0	0	1	28.1	31	10-10	7	24	2	0	1	1	2
2013	4.18	4-3	14	14-0	2	0	56.0	52	32-26	18	65	6	0	2	2	7
Career	3.84	6-5	28	16-0	2	1	84.1	83	42-36	25	89	8	0	3	3	9

JACOB LINDGREN'S SOUTHEASTERN CONFERENCE STATISTICS

YEAR	ERA	W-L	GP	GS-CG	SH	SV	IP	H	R-ER	BB	SO	2B	3B	HR	WP	HB
2012	3.55	1-2	6	0-0	0	0	12.2	13	5-5	2	14	1	0	1	1	0
2013	5.20	2-2	9	9-0	1	0	36.1	40	34-21	13	41	3	0	2	2	4
Career	4.78	3-4	15	9-0	1	0	49.0	53	29-26	15	55	4	0	3	3	4




#40 LEVI MINTZ

6-2 • 210 • FR. • RHP • R-R • HS
Cedar Bluff, Ala. (Cedar Bluff High School)



HIGH SCHOOL: Has been clocked at 88 MPH • Named the 2013 Alabama Sportswriters Association Class 1A Pitcher of the Year • One of 18 players named to the 2013 USA Today All-USA Alabama Team • Chose Mississippi State to become a biomedical engineer • Fanned 71 batters in 56.2 innings as a senior in 2013, recording a 0.99 ERA • Also named all-area MVP in 2013, while earning all-county and all-area team honors from 2009-12 • Struck out 70 hitters in 53.1 innings with a 1.68 ERA as a junior • K'd 72 batters with a 2.30 ERA in 73.0 innings pitched as a sophomore after making his high school debut as a freshman with 76 strikeouts in 88 innings • Played football as well, being awarded all-county and all-area MVP honors from 2010-12, including all-state accolades in 2010.

PERSONAL: Born Levi Hunter Mintz on Aug. 19, 1994 in Rome, Ga. • Son of Katrina Hunter and Bobby Mintz • Went on a mission trip this past winter to the island of Eleuthera in the Bahamas, where he and six current and former members of the MSU baseball program joined 19 others in building houses and putting on baseball clinics for the youth on the island • Majoring in biomedical engineering.



#48 ROSS MITCHELL

6-1 • 162 • RJR. • LHP • L-L • 2L
Smyrna, Tenn. (Blackman High School)



CAREER: Named a preseason 2014 NCBWA Second-Team All-American and a preseason 2014 Louisville Slugger Third-Team All-American • A 2013 NCBWA, Louisville Slugger and College Baseball Insider All-American • Owns a career 16-0 record in 58 career appearances (one start) • Has held opponents to a lifetime .205 average in 132.0 innings of work • Undefeated all-time in SEC play (4-0) with a 1.74 career ERA in 26 outings (46.2 innings pitched) • Three-time member of the SEC Academic Honor Roll.

2013: Named a College Baseball Insider First-Team All-American, NCBWA Second-Team All-American and a Louisville Slugger Third-Team All-American • The only pitcher in the country with 13-plus wins and zero losses, going 13-0 in 34 relief appearances • His total number of relief outings tied for third all-time at MSU in a single-season for both total appearances and total relief appearances • Set the MSU single-season

Career Highs

Innings Pitched- Starter:	2.0 vs. Mercer, 3/9/12
Innings Pitched- Reliever:	6.1 at Arkansas, 3/31/13
Strikeouts- Starter:	1 vs. Mercer, 3/9/12
Strikeouts- Reliever:	5 vs. South Alabama, 6/1/13
Walks- Starter:	1 vs. Mercer, 3/9/12
Walks- Reliever:	3, 2x, last vs. Virginia, 6/8/13
Hits Allowed- Starter:	2 vs. Mercer, 3/9/12
Hits Allowed- Reliever:	5, 2x, last vs. Kentucky, 3/22/13
Runs Allowed- Starter:	1 vs. Mercer, 3/9/12
Runs Allowed- Reliever:	3, 4x, last vs. UCLA, 6/25/13
Earned Runs Allowed- Starter:	1 vs. Mercer, 3/9/12
Earned Runs Allowed- Reliever:	3, 3x, last vs. UCLA, 6/25/13

record for most wins without a loss • ERA of 1.53 was 13th in the NCAA and third in the SEC • Held opponents to a .214 average at the plate in 94.0 innings of work • Win total of 13 ranked fourth in the country, second in the SEC and tied for fifth all-time in a single season at Mississippi State • Ended the year ninth in the SEC in hits allowed per nine innings (6.89) and 11th in WHIP (1.07) • Went 2-0 with a team-low 1.65 ERA (min. 10 IP) in the NCAA Tournament • Started his NCAA Tournament with 14.1 innings of shutout relief, before giving up three runs in the final game of the season June 25 vs. UCLA in the College World Series Championship Series • Picked up his first victory of the season Feb. 16 vs. Portland with a shutout inning on the mound • Tossed six innings of one-run ball to defeat Samford in the first game of a doubleheader sweep Feb. 23 • Came back four days later and notched his third win of the season with two K's in 1.1 innings vs. Rhode Island at home • Collected his fourth win vs. Saint Joseph's March 2 with a trio of shutout stanzas • Shut out Southern Miss for four innings March 12 in a 13-5 win in Pearl, earning his first save of the season • Improved his record to 5-0 on the year with 4.2 scoreless frames at Kentucky March 22, striking out three and walking none • Pitched a career-long 6.1 innings at No. 11 Arkansas March 31, giving up five hits and zero runs • Tallied his sixth victory in the Governor's Cup April 9 vs. Ole Miss in Pearl, Miss., yielding just two hits in six shutout innings • Completed another scoreless outing April 18 in the 7-0 win vs. Auburn on Super Bulldog Weekend, moving to 7-0 on the season • Bettered his undefeated record with a win one outing later at Memphis April 23 with one run allowed in six stanzas • Collected his ninth "W" of the season with 1.1 innings of no-run ball vs. Alabama in game one of the May 4 doubleheader sweep • Reached double-digit wins on the final day of the regular season, giving up one run on two hits in 4.2 frames vs. No. 12 South Carolina • Tossed 3.0 innings of scoreless innings of relief vs. Missouri May 21 in the SEC Tournament in Hoover, Ala., and came back two days later and did the same thing against Texas A&M in 3.1 frames of work, this time collecting up his 11th win • Struck out a career-high five batters in a win vs. South Alabama June 1 in MSU's second game of the NCAA Starkville Regional, going 5.1 shutout innings for his 12th win • Picked up his second save of the season in game one of the NCAA Charlottesville Super Regional June 8 vs. No. 6 Virginia, giving up two hits and no runs in 3.2 innings to close out the 11-6 victory • Entering MSU's first game of the NCAA College World Series down 4-3 vs. Oregon State June 15, pitched 2.2 shutout innings to get the win as the Bulldogs won, 5-4 • Shutout the Beavers again on June 21 with another 2.2 innings of scoreless relief, helping MSU advance to the CWS Championship Series for the first time in school history • Member of the 2013 SEC Spring Academic Honor Roll.

2012: Appeared in 24 games, 23 in relief, opening his collegiate career with a 3-0 record and a 1.18 ERA • Registered 24 strikeouts in 38.0 innings pitched • Retired four of the batters he faced over two innings in his collegiate debut against Memphis Feb. 29 • Worked 2.0 innings in his lone start against Mercer March 9 • Registered a season-high four strikeouts and earned his first career win with 4.2 innings of shutout relief work against Mississippi Valley State May 8 • Pitched a season-high 5.0 innings and earned the win in State's SEC Tournament championship game shutout win against Vanderbilt May 27 in Hoover, Ala. • Fashioned a 2.31 ERA in 10 appearances (11.2 innings pitched) in SEC competition • Made two relief appearances in the 2012 NCAA Tallahassee Regional, earning the win in State's 8-1 victory against UAB June 2 • Member of the 2012 SEC Spring Academic Honor Roll • Posted a 4-2 record with a 5.09 ERA pitching for the Matsu Miners of the Alaskan Summer Collegiate Baseball League.

2011: Redshirted his freshman year on campus • Member of the 2011 SEC First-Year Academic Honor Roll.

HIGH SCHOOL: Two-year southpaw pitching standout at Blackman High School in Smyrna, Tenn. • Coached by Chris Parker • Registered a 9-1 record in 2009 to better the single-season school mark for pitching wins set by current Major Leaguer David Price • Also recorded two saves and a 2.48 ERA with 87 strikeouts in 77.1 innings • Second-Team 2009 All Mid-State selection as a utility player and tabbed as the Daily News Journal Pitcher of the Year and MVP as a junior • Also saw playing time at first base and center field • Hit .386 with 34 hits, 10 doubles and 19 RBIs en route to Sunbelt Team honors • Honor student • Played summer league baseball in 2009 with the Middle Tennessee Mudcats, coached by his high school coach, Chris Parker.

PERSONAL: Captain of the Bench Mob (Second B is silent) • Born Ross Carter Mitchell on April 27, 1992 in Nashville, Tenn. • Son of Gina and Charlie Mitchell of Smyrna, Tenn. • Father, Charlie Mitchell, pitched for the Boston Red Sox (1984-85) while his uncle, John Mitchell, pitched for the New York Mets (1986-89) and the Baltimore Orioles (1990) • Organizes and produces a monthly worship event on campus at the Palmeiro Center called "The Outlet" • Went on a mission trip this past winter to the island of Eleuthera in the Bahamas, where he and six current and former members of the MSU baseball program joined 19 others in building houses and putting on baseball clinics for the youth on the island • Majoring in business administration and marketing.

ROSS MITCHELL'S CAREER PITCHING STATISTICS

YEAR	ERA	W-L	GP	GS-CG	SH	SV	IP	H	R-ER	BB	SO	2B	3B	HR	WP	HB
2012	1.18	3-0	24	1-0	3	0	38.0	24	10-5	8	24	5	0	0	2	3
2013	1.53	13-0	34	0-0	1	2	94.0	72	22-16	29	44	9	0	2	1	10
Career	1.43	16-0	58	1-0	4	2	132.0	96	32-21	37	68	14	0	2	3	13

ROSS MITCHELL'S SOUTHEASTERN CONFERENCE STATISTICS

YEAR	ERA	W-L	GP	GS-CG	SH	SV	IP	H	R-ER	BB	SO	2B	3B	HR	WP	HB
2012	2.31	0-0	10	0-0	0	0	11.2	6	3-3	2	5	0	0	0	1	0
2013	1.54	4-0	16	0-0	0	0	35.0	36	11-6	11	12	9	0	2	0	2
Career	1.74	4-0	26	0-0	0	0	46.2	42	14-9	13	17	9	0	2	1	2



PLAYERS



#13 BRETT PIRTLE

5-9 • 174 • SR. • INF • S-R • 1L
Tyler, Texas (Panola [Texas] College)



2013: Named to the All-SEC Second Team in a vote by the league's 14 head baseball coaches after hitting .336 in 30 conference games (28 starts) • Inside SEC play, recorded 23 RBIs, 16 runs, nine walks and seven doubles • Overall hit .310 in 68 games played (60 starts), registering 40 runs, 33 RBIs, 20 walks, nine doubles, nine stolen bases, two triples and two homer • Reached base in 60 of his 67 total games with plate appearances, including reaching base safely in a team season-best 43-consecutive games • The streak was snapped on the last game of the season vs. UCLA June 25 in the NCAA CWS Championship Series • During the streak, reached base 34 times via a base knock, five due to a walk and four as a hit batsman • Ended his SEC season with a 24-game on-base streak • Member of the 2013 College World Series All-Tournament Team after raking at a .412 clip (7-for-17) in five starts with four runs scored • Also named to the NCAA Starkville Regional All-Tournament squad after going 5-for-16 (.313) with three RBIs, three runs, a triple and a walk in four starts • Broke the single-season school record for assists by a second baseman with 185, passing Scott Davidson's record of 181 set in 1994 • Tied a single-season school record by getting hit by a pitch 20 times • Part of an infield that turned a school-record 80 double plays (second nationally) • Drove in the game-winning run in a team-best six games: April 20 vs. Auburn, April 23 at Memphis, May 16 vs. South Carolina, May 23 vs. Texas A&M in the SEC Tournament, June 1 vs. South Alabama in the NCAA Starkville Regional and June 3 vs. Central Arkansas in the NCAA Starkville Regional • Recorded a hit in 44 of 71 games, with multiple hits in 21 of those contests • Tallied RBIs in 25 of 71 games played (second-highest total on team), including eight multiple-RBI games • Cranked out his first dinger of the season March 5 vs. Mississippi Valley State, finishing 2-for-4 with an RBI, run scored and a double • Hit another round-tripper March 15 vs. LSU and wrapped up the three-game series against the No. 2 Tigers 4-for-10 (.400) with three RBIs and three runs scored • Swiped a career-high two bases vs. Austin Peay March 26 at home, going 2-for-3 with a double, walk, two runs and an RBI • Raked at a .417 clip (5-for-12) in the three-game home series against Florida April 5-7, driving in a pair, doubling once, walking once and scoring a run • Notched his best game of the season April 23 at Memphis, collecting career highs with four hits and three runs, falling a home run short of the cycle • Hit .600 (6-for-10) the following weekend at No. 2 Vanderbilt April 26-28, collecting two RBIs, a run and a double • Finished the regular season going 5-for-11 (.455) at home against No. 12 South Carolina May 16-18, driving in four and scoring twice • Along with Adam Frazier, tied the MSU single-game school record with eight at-bats in a 17-inning game May 21 vs. Missouri in the SEC Tournament in Hoover, Ala. • Came back the next day in Hoover to record a career-best two doubles vs. the Gamecocks, finishing 2-for-4 with a pair of runs scored • Went 2-for-4 with two RBIs and two runs in a win vs. Texas A&M May 23 • In all, tallied a season-long nine-game hitting streak May 11-23, going 14-for-39 (.359) at the dish with seven RBIs and seven runs scored during the span • Had two hits in five-straight games during the streak (May 17-23), with three of those games coming during the SEC Tournament • Member of the 2013 SEC First-Year Academic Honor Roll • Played for Wareham Gateman of the Cape Cod League in summer ball.

Career Highs

AB:8 vs. Missouri, 5/21/13
R:3 at Memphis, 4/23/13
H:4 at Memphis, 4/23/13
RBI:2, 8x, last at Virginia, 6/8/13
2B:2 vs. South Carolina, 5/22/13
3B:1, 2x, last vs. Central Arkansas, 5/31/13
HR:1, 2x, last vs. LSU, 3/16/13
BB:2, 2x, last vs. Ole Miss, 4/9/13
SB:2 vs. Austin Peay, 3/26/13

JUNIOR COLLEGE: Switch-hitting middle infielder at Panola College • Coached by Todd Shelton • Started 50 of 52 games and hit .222 with 20 RBIs • Posted a .345 slugging percentage with nine doubles and a team-best four home runs • Drew a team-leading 33 walks and 13 HBPs • Hit .325 with 63 hits and 12 RBIs in 55 games as a freshman • Selected to play in the 2011 Texas-New Mexico Junior College All-Star Game • Hit .314 in 2012 summer league baseball competition with the Hoptown Hoppers of the Ohio Valley League.

HIGH SCHOOL: Three-year starter and four-time letter man as a shortstop and second baseman at Lee High School in Tyler Texas • Coached at TLHS by his father, Mike Pirtle, a member of the East Texas Baseball Hall of Honor • Earned Second-Team American Baseball Coaches Association honors as a senior • Hit .431 with 30 RBIs for the Red Raiders, setting a school record with 56 hits and 22 doubles • Finished with 28 extra-base hits and 13 stolen bases as a senior in 2010 • Texas High School 5A/4A All-Star Game selection and Second-Team Texas 5A All-State pick • Honor Roll student and member of the Fellowship of Christian Athletes • Played summer league baseball with the DBAT Mustangs, coached by Kermit Dow, and the Dallas Patriots, coached by Logan Stoudt.

PERSONAL: Born Brett Austin Pirtle on March 23, 1991 in Longview, Texas • Son of Andrea and Mike Pirtle of Tyler, Texas • Older brothers Drew (Dallas Baptist) and Tyler (Vanderbilt) also played collegiate baseball • Majoring in business administration.

BRETT PIRTLE'S CAREER STATISTICS

YEAR	AVG	GP-GS	AB	R	H	2B	3B	HR	RBI	BB	HB	SO	SF	SH	SB-SA	SLG	OBP	E	FLD
2013	.310	68-60	229	40	71	9	2	2	33	20	20	27	3	2	9-9	.393	.408	10	.967
Career	.310	68-60	229	40	71	9	2	2	33	20	20	27	3	2	9-9	.393	.408	10	.967

BRETT PIRTLE'S SOUTHEASTERN CONFERENCE STATISTICS

YEAR	AVG	GP-GS	AB	R	H	2B	3B	HR	RBI	BB	HB	SO	SF	SH	SB-SA	SLG	OBP	E	FLD
2013	.336	30-28	107	16	36	3	0	1	16	8	12	15	0	0	4-4	.393	.441	2	.896
Career	.336	30-28	107	16	36	3	0	1	16	8	12	15	0	0	4-4	.393	.441	2	.896



#36 ZACK RANDOLPH

6-1 • 196 • RJR. • C • R-R • RS
Amory, Miss. (Itawamba [Miss.] CC)



2013: Redshirted his first year on campus • Member of the 2013 SEC First-Year Academic Honor Roll • Played for the Golden Triangle Jets of the Cotton States League in summer ball.

JUNIOR COLLEGE: Solid defensive receiver during a two-year career at Itawamba (Miss.) Community College • Coached by Ricky Collier • Earned First-Team MACJC All-State honors in 2012 after ranking third on the club with a .370 batting average • Tied for second on the team with 11 doubles and ranked third with 26 RBIs • fashioned a .433 on-base percentage in helping spark the Indians to a 39-13 record, the 2012 north division title and a berth in the Region 23 Tournament • Hit .283 and knocked in 15 runs his rookie campaign at Itawamba CC • Retired 22-of-27 basestealers and compiled a .961 fielding percentage.

HIGH SCHOOL: Three-year catching standout at Amory High School • Coached by Chad Williams • Northeast Mississippi Daily Journal Player of the Year • Batted .366 as a senior in 2010 with 20 walks and a .514 on-base percentage • Legged out eight doubles and two triples while driving in 15 runs • Compiled a sterling .990 fielding percentage and retired nine of the 12 baserunners • Three-time defensive MVP • Hails from the same high school program that produced teammate Will Cox, MSU associate head coach Butch Thompson and former Bulldog and current Texas Rangers' first baseman Mitch Moreland.

PERSONAL: Born Zachary James Randolph on March 30, 1992 in Amory, Miss. • Son of Lora and Ken Randolph • Majoring in kinesiology.



#35 WES REA

6-5 • 275 • RJR. • 1B • R-R • 2L
Gulfport, Miss. (Harrison Central High School)



2014: Named 2014 Preseason All-SEC by Perfect Game.

2013: Hit .291 in 57 games (53 starts), recording 40 RBIs, 30 runs, 24 walks and 12 doubles • Raked at a .325 clip (13-for-40) in 11 starts in the NCAA Tournament, driving in eight and scoring three times • Member of the 2013 College World Series All-Tournament Team as a result of going 6-for-19 (.316) with a trio of doubles and RBIs • Went 4-for-7 (.571) at No. 6 Virginia in the NCAA Charlottesville Super Regional • Named to the NCAA Starkville Regional All-Tournament Team • Despite playing in pitcher friendly Dudy Noble Field, finished tied for seventh in the SEC with seven home runs • Ended his season second on the team with 13 game games of two-RBIs or more • Finished the season with a .990 fielding percentage and was part of an infield which helped turn a school-record 80 double plays (second nationally) • Recorded a hit in 37 of 51 games, including multiple hits in 16 of those contests • Collected an RBI in 24 of 71 games • Drove in the game-winning run in five games: Feb. 15 vs. Portland in the season opener, April 2 at South Alabama, April 14 at Texas A&M, May 22 vs. South Carolina in the SEC Tournament and June 9 at Virginia in game two of the NCAA Charlottesville Super Regional • Scored a run in his first four games of the season • Drove in three off two hits against No. 2 LSU in the series finale March 17 • Recorded RBIs in six-straight games from March 26-April 5 • Collected a pair of RBIs, runs and walks March 26 vs. Austin Peay • Went 4-for-12 (.333) at No. 11 Arkansas March 29-31, driving in one run in each of the three games • Knocked out the game-winning two-run single in the top of the ninth at South Alabama April 2 • Returned home three days later vs. Florida and went 2-for-3 with two RBIs and a run in the series opener • Cranked out seven hits (7-for-14) at No. 24 Texas A&M April 12-14, hitting .500 with five RBIs and four runs scored • Notched the best game of his career in the final game of the three-game sweep at the Aggies, registering career highs in hits (4), RBIs (4) and runs (3), while also homering once, doubling once and earning a base on balls • Hit .333 (4-for-12) in the home sweep of Alabama, driving in four with two doubles and three runs • Went 6-for-19 (.316) in the SEC Tournament in Hoover, Ala., totaling three walks, two RBIs, two doubles and a run as the Bulldogs finished 3-1 • With his team deadlocked in a 1-1 tie in the second game of the NCAA Charlottesville Super Regional, hit a go-ahead two-run home run as the Bulldogs won game two at Virginia June 9 and advanced to their ninth College World Series • Finished his first game in Omaha 2-for-4 with a pair of RBIs and doubles June 15 vs. Oregon State • Enjoyed another two-hit performance to go along with an RBI and a run June 17 in the CWS win vs. Indiana • Helped MSU advance to the CWS Championship Series with a 2-for-4 outing June 21 vs. Oregon State • Member of the 2013 SEC Spring Academic Honor Roll.

Career Highs

AB:6 vs. Missouri, 5/21/13
R:3, 2x, last at Texas A&M, 4/14/13
H:4 at Texas A&M, 4/14/13
RBI:4 at Texas A&M, 4/14/13
2B:2, 2x, last vs. Oregon State, 6/15/13
3B:None
HR:1, 12x, last at Virginia, 6/9/13
BB:3 vs. Arkansas, 5/22/12
SB:None



PLAYERS

2012: One of four Bulldogs named to the 2012 NCAA Tallahassee Regional All-Tournament Team after hitting .308 (4-for-13) with a double in each of three games in the regional hosted by Florida State • Starting first baseman in 63 of 64 games as a freshman • Hit .249 with a team-leading 41 RBIs • Collected 54 hits, sharing the team lead with 16 doubles and five home runs • Led the SEC with a school-record 636 putouts • Also led the SEC with 58 double plays fielded • Hit safely in 35 games with an extra-base hit in 17 games • Drove in a run in a team-leading 23 games • Paced MSU with 10 multiple-RBI hits • Made his collegiate debut with Opening Day start Feb. 17 at first base against Washington State • Ranked second on the team with 18 multiple-hit games and paced State with 13 multi-RBI games and eight game-winning RBI • Delivered his first career hit against Washington State Feb. 19 • Laced a pair of doubles in a three-hit, two-RBI performance Feb. 25 against Mississippi Valley State • Hit his first career home run Feb. 29 vs. Memphis • Delivered walk-off hits against Kansas (Feb. 24) and South Alabama (April 10) • Hit two home runs and 17 RBIs in 30 league games • Best SEC weekend came May 17-19 in a sweep against Kentucky where he went .357 with a trio of RBIs.

2011: Redshirted his first season on campus to rehabilitate an injured shoulder • Member of the 2011 SEC First-Year Academic Honor Roll.

HIGH SCHOOL: Two-sport all-state standout at Harrison Central High School in Gulfport, Miss. • Coached by Pat Olmi • First-team all-state, all-coast and Jackson Clarion-Ledger Dandy Dozen selection after hitting .478 with 39 RBIs, 18 doubles, two triples and a team-best 14 home runs • Started all 34 games at first base • Represented the Rebels in the 2010 Crossroads Diamond Club Mississippi High School All-Star Game at Trustmark Park in Pearl, Miss. • Collected MVP honors for the winning South team, going 2-for-2 with four RBIs, including a three-run home run • Led the Rebels at the plate his junior season with a career-best .512 batting average • Drove in 36 runs and hit six home runs en route to second-team all-state honors in 2009 • Compiled a 6-2 pitching mark with two saves and a 1.30 ERA • Tabbed as his team's MVP and earned a berth on the all-coast and all-district teams • Hit a team-best .410 with 42 RBIs and nine home runs as a sophomore while notching a 5-1 pitching record • Also a two-time all-state honoree in football, being rated as high as a four-star recruit and the fifth-best offensive guard prospect in the country by Rivals.com in 2010 • Was selected to play in the Mississippi/Alabama High School All-Star football game in Mobile, Ala. • National Honor Society member and recipient of the HCHS football academic award • Finished with a 3.9 GPA and graduated 11th in his senior class.


PERSONAL: Born Wesley John Rea on Oct. 3, 1991 in Gulfport, Miss • Son of Theresa and John Rea of Gulfport, Miss. • Majoring in economics.

WES REA'S CAREER STATISTICS

YEAR	AVG	GP-GS	AB	R	H	2B	3B	HR	RBI	BB	HB	SO	SF	SH	SB-SA	SLG	OBP	E	FLD
2012	.249	64-63	217	24	54	16	0	5	41	25	12	68	4	6	0-2	.392	.353	6	.991
2013	.291	57-53	196	30	57	12	0	7	40	24	8	48	4	4	0-0	.459	.384	5	.990
Career	.270	121-116	413	54	111	28	0	12	81	49	20	116	8	10	0-2	.424	.367	11	.991

WES REA'S SOUTHEASTERN CONFERENCE STATISTICS

YEAR	AVG	GP-GS	AB	R	H	2B	3B	HR	RBI	BB	HB	SO	SF	SH	SB-SA	SLG	OBP	E	FLD
2012	.188	30-30	101	10	19	4	0	2	17	13	4	35	1	4	0-1	.287	.303	3	.991
2013	.270	30-30	115	16	31	7	0	5	23	9	5	34	2	0	0-0	.461	.344	3	.990
Career	.231	60-60	216	26	50	11	0	7	40	22	9	69	3	4	0-1	.380	.324	5	.990



#7 JACOB ROBSON

5-9 • 172 • SO. • OF • L-R • 1L

Windsor, Ont., Canada (Vincent Massey Secondary School)



2013: Named a Top-200 prospect for the 2015 MLB Draft by Perfect Game • Hit .206 in 47 games (25 starts) in his debut campaign, totaling 16 RBIs, 11 walks, 10 runs scored, three stolen bases and two doubles • Raised his game in conference play, going 10-for-40 (.250) in 18 SEC games (11 starts) • Scored a run off a walk on Opening Day in his college debut Feb. 15 vs. Portland • Went 2-for-4 two days later vs. the Pilots in his first career start with his first collegiate RBI • Drove in a run in the next two games as well (Feb. 22 vs. Purdue and Feb. 23 vs. Samford) • Tallied a career-high three RBIs in a home win vs. Rhode Island Feb. 27 • Registered his first career stolen base March 3 in the second game of the doubleheader vs. Saint Joseph's • Went 1-for-3 with a run and a pair of walks two days later vs. Mississippi Valley State • Earned a career-best three walks vs. Alcorn State March 19 • Finished the three-game series vs. Florida with a 2-for-3 performance against the Gators in the series finale April 7 • Had his best game of the season May 4 in the home victory vs. Alabama, cranking out a career-best three hits in a career-high five at-bats to go along with an RBI and his second career double • Registered an RBI single and a run scored May 25 vs. Vanderbilt in the SEC Tournament in Hoover, Ala. • Saw playing time vs. UCLA June 24 in game one of the NCAA College World Series Championship Series in Omaha, going 0-for-1 • Played for the Plymouth Pilgrims of the New England League in summer ball.

Career Highs

AB:5, 2x, last vs. Vanderbilt, 5/25/13
R:1, 10x, last vs. Vanderbilt, 5/25/13
H:3 vs. Alabama, 5/4/13
RBI:3 vs. Rhode Island, 2/27/13
2B:1, 2x, last vs. Alabama, 5/4/13
3B:None
HR:None
BB:3 vs. Alcorn State, 3/19/13
SB:1, 3x, last vs. Missouri, 5/21/13

HIGH SCHOOL: Prepped at Vincent Massey Secondary School in Windsor, Ontario • Three-year starting center fielder and leadoff hitter at Vincent Massey SS • Coached by Logan Lenarduzzi • Team MVP who starred on team that won the 2010 Ontario provincial championship • Tabbed as the 2011 VMSS Junior Athlete of the Year • Also starred in badminton and volleyball • Four-year academic honor roll selection and past winner of the Principal's Scholar-Athlete Award • Two-time member and teammate of fellow MSU sophomore Kyle Hann on the Baseball Canada Junior National Team • Hit .290 and stole six bases in nine games in 2012 with Silver Medalist Team Canada • Starred for Coach Greg Hamilton on the team that advanced to the championship game of the 2012 IBAF 18A World Championship held in Seoul, South Korea • Leadoff hitter each year in high school and both years with Team Canada • Fashioned a .404 career batting with the Ontario Blue Jays, coached by Dan Bleiwas • Hit .472 with 77 hits, 70 runs scored, 41 RBIs and 50 stolen bases in 2012 with the Blue Jays • Also played summer club baseball in 2011 with the Tecumseh (Ontario) Thunder, coached by Dave Cooper • Trained at the Windsor Legion Track and Field Club with fellow MSU sophomore Brandon McBride, a member of the MSU track team.

DRAFT HISTORY: Chosen by the San Diego Padres in the 30th round of Major League Baseball's 2012 First-Year Player Draft.


PERSONAL: Born Jacob Charles Robson on Nov. 20, 1994 in London, Ontario, Canada • Son of Jill and Charles Robson of Windsor, Ontario • Majoring in business administration.

JACOB ROBSON'S CAREER STATISTICS

YEAR	AVG	GP-GS	AB	R	H	2B	3B	HR	RBI	BB	HB	SO	SF	SH	SB-SA	SLG	OBP	E	FLD
2013	.206	47-25	97	10	20	2	0	0	16	11	2	24	1	5	3-4	.227	.297	0	1.000
Career	.206	47-25	97	10	20	2	0	0	16	11	2	24	1	5	3-4	.227	.297	0	1.000

JACOB ROBSON'S SOUTHEASTERN CONFERENCE STATISTICS

YEAR	AVG	GP-GS	AB	R	H	2B	3B	HR	RBI	BB	HB	SO	SF	SH	SB-SA	SLG	OBP	E	FLD
2013	.250	18-11	40	2	10	1	0	0	6	3	0	10	0	2	0-0	.275	.302	0	1.000
Career	.250	18-11	40	2	10	1	0	0	6	3	0	10	0	2	0-0	.275	.302	0	1.000



#19 BRENT ROOKER

6-3 • 203 • FR. • 1B/OF • R-R • HS
Germantown, Tenn. (Evangelical Christian School)



HIGH SCHOOL: 2013 Rawlings Southeast Region Honorable Mention • 2012 Perfect Game Underclass Honorable Mention All-American • Participated in the 2013 Power Showcase at MLB's Miami Marlins ballpark, raising money for Ingram Dismuke, a Germantown, Tenn., child with a rare form of brain cancer known as anaplastic ependymoma • 2013 Tennessee Player of the Year finalist • Earned all-state honors from 2011-13, winning a state championship in 2011 and 2013 • Rated a top 100 third base prospect in the country by national scouting service Perfect Game, including the fourth-best third base prospect in Tennessee • 2013 FCA Memphis Chapter Athlete of the Year • Set the state tournament record for home runs in a game and home runs in a tournament • Hit .430 with 37 runs, 32 RBIs, 23 stolen bases and nine home runs as a senior • As a junior, raked at a .450 clip with 39 RBIs, 27 runs and 19 stolen bases • Recorded 45 RBIs, 32 runs and seven homers as a sophomore when he hit .380 in 29 games • Has been clocked at 4.65 in the 40 to go along with a 36-inch vertical jump • Chose Mississippi State over a scholarship offer from Memphis and interest from Tennessee and Samford • Led ECS to the Division 2-A State Championship Game and piled up more than 3,300 yards of total offense in 33 touchdowns in football • A 2013 Tennessee Mr. Football finalist after setting 18 school records • Also started on the ECS basketball team which finished as a state finalist as well.

PERSONAL: Born Terry Brent Rooker on Nov. 1, 1994 in Germantown, Tenn. • Son of Lynne and Terry Rooker • Majoring in business marketing.



PLAYERS



#37 AUSTIN SEXTON

6-1 • 173 • FR. • RHP • R-R • HS
Huntsville, Ala. (Sparkman High School)



HIGH SCHOOL: 2013 Rawlings Southeast All-Region First Team member • 2012 Perfect Game Underclass Second-Team All-American and 2011 Perfect Game Underclass Honorable Mention High School All-American • Rated a Top-75 right-handed pitcher in the country and the fourth-best RHP in Alabama by national recruiting service Perfect Game • Has been clocked at 90 MPH • Totaled a 3.30 ERA with 67 strikeouts in 60.0 innings pitched in 2012 • Played in the Perfect Game National Showcase and received an invitation to play in the East Coast Pro Showcase • Played summer baseball with the Dulins Dodgers program, the same program which produced three-time MLB All-Star and two-time World Series Champion Matt Cain • Chose Mississippi State over scholarship offers from Auburn, South Alabama, Troy and UAB.

PERSONAL: Born Austin Wade Sexton on July 17, 1994 in Huntsville, Ala. • Son of Lauren and Tim Sexton • Undecided on an academic major.



#28 JOHN MARC SHELLEY

5-11 • 195 • SO. • RHP • R-R • 1L
Germantown, Tenn. (St. George's Independent School)



2013: Saw action in six games his freshman campaign, earning a flawless 0.00 ERA in 7.1 innings of relief • Held opponents to a .200 batting average, striking out five, walking two and surrendering five hits during the stretch • Made his collegiate debut Feb. 17 in the second game of a doubleheader sweep vs. Portland, pitching an inning in a 6-0 victory • Came back a week later and recorded his first strikeout in one stanza of work vs. Samford • Pitched one frame in a 13-2 win against Rhode Island at home Feb. 26 • Tossed a career-high 2.0 innings in a 10-0 home triumph vs. Saint Joseph's March 1, striking out a career-best two batters • Tied his career high by fanning a pair four days later in a 14-2 win vs. Mississippi Valley State • Made his last appearance of the season March 9 vs. Central Arkansas, tossing a scoreless 1.1 innings of relief • Member of the 2013 SEC First-Year Academic Honor Roll • Played for the San Luis Obispo Blues of the California League in summer ball.

Career Highs

Innings Pitched- Starter:	None
Innings Pitched- Reliever:	2.0 vs. Saint Joseph's, 3/1/13
Strikeouts- Starter:	None
Strikeouts- Reliever:	2, 2x, last vs. Mississippi Valley State, 3/5/13
Walks- Starter:	None
Walks- Reliever:	1, 2x, last vs. Central Arkansas, 3/9/13
Hits Allowed- Starter:	None
Hits Allowed- Reliever:	2 vs. Saint Joseph's, 3/1/13
Runs Allowed- Starter:	None
Runs Allowed- Reliever:	None
Earned Runs Allowed- Starter:	None
Earned Runs Allowed- Reliever:	None

HIGH SCHOOL: Four-year standout as a shortstop and pitcher at St. George's Independent School • Played for head coach Andy Scott • First-team all-state, all-metro Memphis, 2012 Commercial Appeal's Best of Preps and Rawlings Southeast All-Region as a senior • Fashioned a 7-1 record with 91 strikeouts and a 1.78 ERA in 58-1/3 innings of pitching • Established school mark for strikeouts, including a school-best 16 in a single game • Averaged 11.1 strikeouts per game and limited opposing hitters to .127 hitting, also a school mark • Hit .437 with 47 RBIs while setting school records with 53 hits, 17 doubles and four triples • Rated No. 1 by Perfect Game among Tennessee's Class of 2012 prospects and No. 169 nationally • Wendy's High School Heisman at SGIS and runner-up for 2012 Tennessee Gatorade Player of the Year • Hit .408 with 48 RBIs and posted a 2-1 pitching mark with two saves and a 1.50 ERA as a junior • Prep classmate of MSU redshirt sophomore Preston Brown • Played summer league ball for Dulin's Dodgers, coached by Tim Dulin, the same program which produced three-time MLB All-Star and two-time World Series Champion Matt Cain • Multi-year honor roll student at St. George's.

PERSONAL: Born John Marc Shelly on July 29, 1993 in Atlanta, Ga. • Son of Carol Anne and Marc Shelly of Germantown, Tenn. • Majoring in finance.

JOHN MARC SHELLEY'S CAREER STATISTICS

YEAR	ERA	W-L	GP	GS-CG	SH	SV	IP	H	R-ER	BB	SO	2B	3B	HR	WP	HB
2013	0.00	0-0	6	0-0	2	0	7.1	5	0-0	2	5	0	0	0	0	1
Career	0.00	0-0	6	0-0	2	0	7.1	5	0-0	2	5	0	0	0	0	1



#9 JOEY SWINARSKI

6-1 • 188 • FR. • OF • R-R • HS
Orlando, Fla. (The First Academy)



HIGH SCHOOL: Projected as a Top-10 round pick by Baseball America in the 2014 MLB Draft before graduating high school a year early to enroll at Mississippi State • 2013 Perfect Game Underclass Second-Team All-American • 2012 Perfect Game Honorable Mention Underclass All-American • Hit .405 with seven homers in 23 games as a junior, .380 with seven dingers in 21 games as a sophomore and .425 and seven long balls as a freshman • Chose Mississippi State over scholarship offers from South Carolina and UCF.

PERSONAL: Born Joseph Alexander Swinarski on July 9, 1995 in Orlando, Fla. • Son of Julie and Ted Swinarski of Winter Park, Fla. • Majoring in aerospace engineering.




#32 VANCE TATUM

6-4 • 194 • FR. • LHP • L-L • HS
Olive Branch, Miss. (Southaven High School)



HIGH SCHOOL: Named the number one left-handed pitcher in the state of Mississippi by national scouting service Perfect Game • 2013 Rawlings Southeast Region Honorable Mention member • Named 2013 MHSAA Class 6A Pitcher of the Year after leading his team to the state championship • Started senior season as a 2013 Louisville Slugger Preseason All-American • Recipient of the 2013 Charlie Lea Award, presented annually by the Triple-A Memphis Redbirds of the St. Louis Cardinals organization for the top prep pitcher in the Memphis area • Has been clocked at 88 MPH • Earned all-state honors in 2012 and 2013 and all-conference honors from 2011-13 • Went 10-1 with a 0.47 ERA, 98 strikeouts and 16 walks as a senior • Owned a 0.52 ERA as a junior with an 8-1 record and a 0.89 ERA as a sophomore • Chose Mississippi State over scholarship offers from Ole Miss, Memphis, Tulane, Air Force and others.

PERSONAL: Born James Vance Tatum on May 2, 1995 in Southaven, Miss. • Son of Pam and Art Tatum of Olive Branch, Miss. • Majoring in marketing.



#22 JAKE VICKERSON

5-9 • 184 • JR. • OF • L-R • TR
Tuscaloosa, Ala. (Shelton State [Ala.] CC)



2013: Named Offensive MVP of the 2013 Bulldog Fall World Series.


JUNIOR COLLEGE: Named first-team all-region and all-state as an outfielder after hitting .371 as a sophomore in 33 games • Scored 45 runs, tallied 23 RBIs and stole 23 bases in 24 attempts • Starting second baseman on a team which won 40 games, won the Alabama Community College Conference Tournament and advanced to the JUCO World Series in Colorado • Earned first-team all-region honors as a freshman and second-team all-state accolades as a freshman after recording a .392 average in 42 games • Scored 63 runs, drove in 20 and stole 19 bases in 21 attempts • Struck out just once and walked 30 times as a freshman • Chose Mississippi State over his hometown Alabama Crimson Tide • Originally signed with Florida State out of high school.

HIGH SCHOOL: 2011 Rawlings Southeast Region Honorable Mention • 2011 all-state selection • 2010 Perfect Game Underclass Honorable Mention All-American • Won a state championship in 2009 and 2010 for Tuscaloosa Post 34 in American Legion ball • Made the playoffs every year in high school.

PERSONAL: Born Jacob Alan Vickerson on Nov. 28, 1992 in Tuscaloosa, Ala. • Son of Rebecca Hicks and Richard Vickerson • Brother Nick, who is currently a member of the Texas Rangers organization, played for Mississippi State and hit a famous walk-off home run in the 2011 NCAA Gainesville Super Regional • Majoring in business administration.



PLAYERS



#29 CODY WALKER

5-9 • 204 • JR. • C • R-R • TR
Columbus, Ga. (Chattahoochee Valley [Ala.] CC)



JUNIOR COLLEGE: 2013 Cal Ripken Collegiate Baseball League All-Star in summer baseball for the DC Grays • Chose Mississippi State over Auburn and Alabama • Hit .350 in 42 games in 2013 with 29 runs and 25 RBIs • Named First-Team All-ACCC and First-Team All-Central Division in 2013, while also taking home the Golden Glove Award at catcher • Played 35 games as a freshman in 2012, hitting .312 with 10 RBIs and 19 runs scored, throwing out 70 percent of all baserunners • Recorded fielding percentages of .993 as a sophomore and .996 as a freshman.

HIGH SCHOOL: Won a state championship in 2010 and 2011 under head coach Bobby Howard in high school, one of the winningest coaches in American high school baseball • Also played football his sophomore season.

PERSONAL: Born Cody Edward Walker on May 7, 1993 in Columbus, Ga. • Son of Brenda Reis of Columbus, Ga • Crushed the game-winning two-run home run vs. Japan in the championship game of the 2006 Little League World Series, with Columbus, Ga., winning, 2-1 • Majoring in business administration.



#24 BRANDON WOODRUFF

6-2 • 231 • JR. • RHP • R-R • 2L
Wheeler, Miss. (Wheeler High School)



2013: Named a Top-125 prospect for the 2014 MLB Draft by Perfect Game • Owned a 4.34 ERA in seven appearances, going 1-1 in 18.2 innings of work • Started six games on the mound, with MSU going a perfect 6-0 in such contests • Made his sophomore debut Feb. 19 in a 2-0 win vs. Grambling State at home, pitching 6.0 shutout innings with a career-best eight strikeouts and one walk • Earned a no decision in a 14-2 home victory against Mississippi Valley State March 5 after allowing just one run • Surrendered one run in six stanzas April 2 at South Alabama, earning a no decision after striking out four and walking none • Started vs. Ole Miss in the Governor's Cup in Pearl, Miss., on April 9, receiving a no decision in a 5-1 MSU win despite allowing just one run • Member of the 2013 SEC Spring Academic Honor Roll.

2012: Dual-position performer with starting and reserve duty in 16 games as a corner outfielder and pitcher • Came off the bench to make his collegiate debut in right field and registered his first career hit Feb. 25 against Mississippi Valley • Drew his first career start later that day in left field vs. Kansas • Collected his first career RBI Feb. 29 with a run-scoring single in a start vs. Memphis • Made 12 pitching appearances, posting a 1-2 record with a 2.65 ERA over 34.0 innings • Retired three of the five batters he faced in a shutout inning of pitching in his mound debut March 4 vs. Lipscomb • Registered six strikeouts in a 3.1-inning relief stint at Southeastern Louisiana March 14 • Fanned a career-high eight batters in his first career pitching start against South Alabama April 10 • Blanked the Jags with no-hit pitching over a season-best six innings and retired 18 of the 19 batters he faced • Took the loss April 17 with a 3.2-inning start against Ole Miss in the Mayor's Trophy Game in Pearl, Miss. • Also pitched four innings of shutout ball April 24 in a no-decision start against Southern Miss in a game which was also in Pearl, Miss. • Yielded just one run but took the loss in a four-inning start in a 2-0 setback against Central Arkansas May 15 • Earned his first career win in a May 22 start vs. Arkansas with five scoreless innings in State's SEC Tournament-opening 9-1 win in Hoover, Ala. • Drew the start again in the SEC Tournament title game against Vanderbilt May 27, blanking the Commodores over three innings with one-hit pitching • One of seven Bulldogs named to the SEC First-Year Academic Honor Roll • Played summer league baseball in the Cape Cod Collegiate League, posting a 4-2 record and 3.38 ERA for the champion Harwich Mariners.

Career Highs

Innings Pitched- Starter: 6.0, 3x, last at South Alabama, 4/2/13
Innings Pitched- Reliever: 3.1 at Southeastern Louisiana, 3/14/12
Strikeouts- Starter: 8, 2x, last vs. Grambling State, 2/19/13
Strikeouts- Reliever: 6 at Southeastern Louisiana, 3/14/12
Walks- Starter: 4 vs. Rhode Island, 2/27/13
Walks- Reliever: 2, 2x, last at Alabama, 5/6/12
Hits Allowed- Starter: 7 vs. Ole Miss, 4/17/12
Hits Allowed- Reliever: 2, 3x, last at Auburn, 3/31/12
Runs Allowed- Starter: 5 vs. Ole Miss, 4/17/12
Runs Allowed- Reliever: 3 at Alabama, 5/6/12
Earned Runs Allowed- Starter: 4 vs. Ole Miss, 4/17/12
Earned Runs Allowed- Reliever: 2 vs. Arkansas, 3/25/12

HIGH SCHOOL: Five-year starter as an outfielder/pitcher at Wheeler High School • Coached by John David Horn • Led the Eagles with a .618 batting average and three home runs en route to all-state and all-division honors as a senior • Drove in 19 runs and posted a 1.62 ERA in 21.2 innings of mound work for the Eagles • Paced Wheeler with a .534 batting average and five home runs as a junior • Selected to play in the 2010 Under Armour All-American Baseball Game held at Wrigley Field in Chicago, Ill. • Fashioned a 5-3 record with a save, a 2.98 ERA and 100 strikeouts in 49.1 innings of pitching • Earned first-team all-division honors • Division MVP and First-Team MAC All-State as a sophomore in 2009 after hitting .565 with 31 RBIs, nine home runs, a 3-3 pitching record, a 1.20 ERA and 46 strikeouts in 18 innings of pitching • Also earned first-team all-division honors in both football and basketball • Member of the Future Farmers of America (FFA), the Beta Club, the Fellowship of Christian Athletes and Wheeler High School's Higher Flight Chorus • Played summer league baseball for two seasons with the Booneville Braves, coached by Shane Henderson, and in 2010 and 2011 with the Tupelo 49ers, coached by former MSU signee and first-round draft pick Kirk Presley • Helped lead Tupelo to the championship game of the American Legion World Series in Shelby, N.C. • Joined Bulldog teammate Will Cox on the all-tournament team and was named the recipient of the James Daniel Jr. Sportsmanship Award at the ALWS.

DRAFT HISTORY: Chosen by the Texas Rangers in the fifth round of Major League Baseball's 2011 First-Year Player Draft.

PERSONAL: Born Brandon Kyle Woodruff on Feb. 10, 1993 in Tupelo, Miss. • Son of Belinda and Richard Woodruff of Wheeler, Miss. • Majoring in kinesiology.

BRANDON WOODRUFF'S CAREER PITCHING STATISTICS

YEAR	ERA	W-L	GP	GS-CG	SH	SV	IP	H	R-ER	BB	SO	2B	3B	HR	WP	HB
2012	2.65	1-2	12	6-0	3	0	34.0	25	14-10	17	37	4	0	0	1	4
2013	4.34	1-1	7	6-0	1	0	18.2	17	12-9	9	15	1	0	0	1	4
Total	3.08	2-3	19	12-0	4	0	52.2	42	26-18	26	52	5	0	0	2	8

BRANDON WOODRUFF'S SOUTHEASTERN CONFERENCE STATISTICS

YEAR	ERA	W-L	GP	GS-CG	SH	SV	IP	H	R-ER	BB	SO	2B	3B	HR	WP	HB
2012	10.80	0-0	3	0-0	0	0	1.2	5	3-3	1	2	2	0	1	0	0
2013									--- Did Not Pitch ---							
Total	10.80	0-0	3	0-0	0	0	1.2	5	3-3	1	2	2	0	1	0	0



#17 PAUL YOUNG

6-2 • 196 • SO. • RHP • R-R • TR
Milton, Fla. (Central Alabama [Ala.] CC)



JUNIOR COLLEGE: Drafted with the fifth pick in the 21st round of the 2013 MLB Draft by the Cleveland Indians • Both Cleveland and San Diego showed interest in drafting him between the fifth and 10th round if he agreed to the slotted salary • Has been clocked at 94 MPH • Went 5-0 with two saves in 13 games in his first collegiate campaign, registering a 2.44 ERA and 57 strikeouts in 55.1 innings pitched as a state and national champion • Originally signed as an outfielder, but after running out of arms halfway through the season in a 17-inning affair, came out of the bullpen and excelled on the mound to the point where he tossed a complete-game victory in the 2013 NJCAA National Championship Game • Chose Mississippi State over offers from Florida, LSU, Florida State, Missouri and Ole Miss.

HIGH SCHOOL: Went 4-3 his senior season on the rubber with a 1.94 ERA and 55 strikeouts in 39 innings pitched • Received football scholarship offers from USF, FAU, FIU and Troy.

DRAFT HISTORY: Chosen by the Cleveland Indians in the 21st round of Major League Baseball's 2013 First-Year Player Draft.


PERSONAL: Born Paul Morgan Young on March 15, 1993 in Pensacola, Fla. • Son of Sonja and Paul Young of Milton, Fla. • Nicknamed "The Iceman" • Majoring in business administration.



2013 SEASON IN REVIEW

THE BEST SEASON IN MSU HISTORY COMES TO AN END

By: Bob Carskadon (@BobCarskadon), HailStateBEAT



As we grow older, the more people we meet and with each new person we talk to, we learn that everyone has a story.

Children and adults, astronauts and teachers, white, black, tall or short, individuals lead their own lives, however little of it we see. Each has a past with a corresponding present and future.

Among all the masses, inside of every building and any place we turn, there are people.

At Mississippi State, affectionately called the People's University, they know it as well as any.

John Cohen, head coach of MSU's baseball team, said as much less than one month ago.

Moments after winning the Starkville Regional – the first one on MSU's campus in 10 years – and advancing to a Super Regional, Cohen didn't talk about his team or hitting or pitching.

"It's the people who make Mississippi State special," he said.

He praised the fans, the members of the athletic department and the citizens of Starkville over his team's successes.

A couple weeks later, his Bulldogs arrived in Omaha, and again, it was the people who made Mississippi State special.

This time, it was the people on his team.

Sure, State was playing great baseball. They were hitting better than they had all year and the pitching staff had found a groove.

But the people of Omaha, the media covering the College World Series, baseball fans across the country and MSU faithful everywhere fell in love with people, not players.

'The Bench Mob' (second B is silent), made up of goof-balls from the pitching staff, dancing, clapping, encouraging and even rapping in the dugout, were the stars of the two-week event.

Wes Rea became television's favorite first baseman, the SEC football prospect who turned down the gridiron because he wanted to go to Omaha and play in the World Series.

Trevor Fitts single-handedly saved Power Point with the presentation he gave Cohen asking his permission for the team to have facial hair, while also leading the charge for Team No Undershirt.

Not a soul has come in contact with Luis Pollorena and not been touched by his story of childhood leukemia and his dedication to giving back now with the life wasn't expected to have.

Sledgehammers, mullets, rally dances, vine videos and Johnny Cash.

Not to mention the unheralded stories.

Mitch Slauter, who was baptized in front of his teammates on the morning before his Senior Day at Dudy Noble Field.

Sam Frost, the SEC's Scholar-Athlete of the Year, perhaps a more impressive honor than any.

This team showed us that everyone has a story, with countless more left untold.

And that's what made this team special. You couldn't help liking them and rooting for them, MSU fan or not.

The biggest crowd in the history of TD Ameritrade Park showed up not just because it was MSU's first appearance in a National Championship, but because it was a team so easy to cheer for.

In a lucky twist, one of the most likeable teams turned out to be one of the best teams in MSU history.

From a matter of talent, others may take the top spot, but these Diamond Dawgs have completed the best season in the history of Mississippi State sports.

In 120-plus years, they were the first to make it this far.

But through their success, they may not be the last.

After hosting a Regional for the first time in a decade, sweeping a Super Regional and starting 3-0 in Omaha, losing in the National Championship was a terrible, terrible feeling for these Bulldogs.

Standing in the dugout, faces stained with tears and sweat, embraces between players, coaches and the like, the first feeling is defeat.

Watching another team dog pile on the mound, gloves and hats thrown in the air while fireworks explode overhead and confetti falls across the stadium is, in that moment, the lowest of low.

But, while a victory celebration took place on the field, cheers rose up in the stands.

"Marooooooooon!"

"Whiiiiite!"



Even late in the game, with the Bulldogs down more than a handful of runs and the outcome all but certain, MSU fans were louder than they had been all night.

They were cheers of support, not of victory.

The unspoken words behind the noise said, "Thank you. We're proud of you."

Reaching the College World Series and playing for a National Championship meant an incredible amount to Cohen's baseball program. It would take more money than MSU has to buy that kind of exposure, and nothing can replace the experience.



But this run, this experience, is far bigger than baseball. In doing something no one in Maroon and White had done before, it became a Mississippi State benchmark.

Academics and athletics, football and softball, men's and women's.

These Bulldogs proved it can be done.

No one had to tell themselves they believed. They did believe.

Just as the state of Mississippi can claim generosity, hospitality and countless professional successes over any other shortcomings, so can Mississippi State now claim time at the top in spite of any days at the bottom.

When you're a kid, you always believe your team is the best in the country, that they can win it all.

With age, realism and awareness set in. You know what limitations your team has.

But now, for the first time, Bulldog fans have made it within reach of doing what they imagined as children.

The baseball team knows it can win it all, and now everyone else has seen.

Quarterbacks and defensive linemen watched their diamond counterparts and said, "Mississippi State really can win a National Championship."

Tennis players, basketball coaches and those from every sport saw the realization of dreams.

Now they don't just have to say, they know, "It can be done."

Following a season-ending loss, and career-ending for some, the sting of defeat bit hard in MSU's dugout.

Red-eyed Hunter Renfroe embraced Trey Porter, faces buried in each other's shoulders, knowing they had played their last time together. Their careers in Maroon and White jerseys had come to an end.

The last person back to the dugout, Jonathan Holder found his pitching coach Butch Thompson.

No words were said. They didn't need to be, and neither would've been able to take them in, anyway. A steady hug said everything they wanted to share.

The athletics director, the president of the university, half of MSU's entire department staff and a horde of media watched from the far side of the dugout as tears flowed.

The end had come, so quick and so hard.


It was goodbye for many, and the start of a long off-season for others.

But just as it signified the end of a season, it symbolized the beginning of something else.

In a short moment between the final explosion of

fireworks and the beginning of celebratory music, the smallest of Mississippi State fans stood next to his dad, looking over the dugout at the team he had always believed in his young heart could win it all, and with the optimism borne through youth, offered the best encouragement he could.

"We'll get 'em next year, guys."





2013 GAME-BY-GAME RESULTS

Record: 51-20 • Home: 33-8 • Away: 10-9 • Neutral: 8-3 • SEC: 16-14

DATE	OPPONENT	W/L	SCORE	R-H-E	R-H-E	INN.	OVERALL	SEC	PITCHER OF RECORD	ATT.	TIME
Feb. 15, 2013	PORTLAND	W	16-1	16-21-0	1-5-1	9	1-0-0	0-0-0	Lindgren (W 1-0)	5817	2:49
Feb. 16, 2013	PORTLAND	W	2-1	2-7-0	1-4-2	9	2-0-0	0-0-0	Mitchell, R. (W 1-0)	7147	2:52
Feb. 17, 2013	PORTLAND	W	7-1	7-12-1	1-4-0	9	3-0-0	0-0-0	Graveman (W 1-0)	-	2:45
Feb. 17, 2013	PORTLAND	W	6-0	6-9-0	0-7-1	9	4-0-0	0-0-0	Pollorena (W 1-0)	6721	2:34
Feb. 19, 2013	GRAMBLING STATE	W	2-0	2-5-0	0-6-1	9	5-0-0	0-0-0	Woodruff (W 1-0)	5650	2:33
Feb. 22, 2013	PURDUE	W	3-2	3-5-0	2-5-1	9	6-0-0	0-0-0	Holder (W 1-0)	5591	2:36
Feb. 23, 2013	SAMFORD	W	8-2	8-13-0	2-4-0	9	7-0-0	0-0-0	Mitchell, R. (W 2-0)	-	2:44
Feb. 23, 2013	PURDUE	W	7-6	7-12-4	6-10-0	9	8-0-0	0-0-0	Girodo (W 1-0)	9184	2:45
Feb. 24, 2013	SAMFORD	W	8-1	8-12-1	1-3-2	9	9-0-0	0-0-0	Cox (W 1-0)	7038	2:25
Feb. 26, 2013	RHODE ISLAND	W	13-2	13-12-2	2-7-3	9	10-0-0	0-0-0	Girodo (W 2-0)	5945	2:57
Feb. 27, 2013	RHODE ISLAND	W	17-5	17-14-1	5-7-2	9	11-0-0	0-0-0	Mitchell, R. (W 3-0)	6343	3:13
March 1, 2013	SAINT JOSEPH'S	W	10-0	10-12-0	0-3-2	9	12-0-0	0-0-0	Lindgren (W 2-0)	6133	2:21
March 2, 2013	SAINT JOSEPH'S	W	4-1	4-8-0	1-5-0	9	13-0-0	0-0-0	Mitchell, R. (W 4-0)	6267	2:42
March 3, 2013	SAINT JOSEPH'S	W	3-2	3-9-1	2-6-1	9	14-0-0	0-0-0	Pollorena (W 2-0)	-	2:08
March 3, 2013	SAINT JOSEPH'S	W	2-0	2-5-2	0-6-2	9	15-0-0	0-0-0	Cox (W 2-0)	6496	2:34
March 5, 2013	MISS. VALLEY STATE	W	14-2	14-17-3	2-4-2	9	16-0-0	0-0-0	Pollorena (W 3-0)	6105	2:40
March 8, 2013	CENTRAL ARKANSAS	W	4-2	4-7-0	2-4-2	9	17-0-0	0-0-0	Gentry (W 1-0)	6610	2:43
March 9, 2013	CENTRAL ARKANSAS	L	5-7	5-11-2	7-9-0	(10)	17-1-0	0-0-0	Woodruff (L 1-1)	7169	3:48
March 10, 2013	CENTRAL ARKANSAS	L	3-7	3-8-2	7-8-0	9	17-2-0	0-0-0	Graveman (L 1-1)	6403	2:24
March 12, 2013	vs. Southern Miss	W	13-5	13-15-1	5-11-0	9	18-2-0	0-0-0	Pollorena (W 4-0)	6948	2:50
March 15, 2013	#2 LSU*	L	4-6	4-10-2	6-7-1	(10)	18-3-0	0-1-0	Cox (L 2-1)	8068	3:31
March 16, 2013	#2 LSU*	L	3-7	3-10-3	7-10-1	9	18-4-0	0-2-0	Mitchell, E. (L 0-1)	9341	2:53
March 17, 2013	#2 LSU*	W	10-2	10-12-0	2-11-0	9	19-4-0	1-2-0	Graveman (W 2-1)	7686	3:04
March 19, 2013	ALCORN STATE	W	7-6	7-10-3	6-5-1	9	20-4-0	1-2-0	Gentry (W 2-0)	6310	3:17
March 22, 2013	at #8 Kentucky*	W	8-4	8-10-1	4-11-4	9	21-4-0	2-2-0	Mitchell, R. (W 5-0)	1788	3:03
March 23, 2013	at #8 Kentucky*	L	2-3	2-7-0	3-9-0	9	21-5-0	2-3-0	Graveman (L 2-2)	-	2:28
March 23, 2013	at #8 Kentucky*	L	3-4	3-4-0	4-3-2	9	21-6-0	2-4-0	Girodo (L 2-1)	2284	2:47
March 26, 2013	AUSTIN PEAY	W	13-5	13-11-0	5-9-2	9	22-6-0	2-4-0	Gentry (W 3-0)	6059	3:21
March 29, 2013	at #11 Arkansas*	L	4-5	4-11-0	5-7-2	9	22-7-0	2-5-0	Pollorena (L 4-1)	7845	3:03
March 30, 2013	at #11 Arkansas*	W	4-1	4-6-0	1-5-2	9	23-7-0	3-5-0	Graveman (W 3-2)	8742	2:21
March 31, 2013	at #11 Arkansas*	L	1-3	1-5-0	3-6-2	9	23-8-0	3-6-0	Bracewell (L 0-1)	7722	2:21
April 2, 2013	at South Alabama	W	6-4	6-7-4	4-5-3	9	24-8-0	3-6-0	Girodo (W 3-1)	3384	2:34
April 5, 2013	FLORIDA*	W	7-3	7-10-0	3-8-2	9	25-8-0	4-6-0	Pollorena (W 5-1)	8414	2:41
April 6, 2013	FLORIDA*	W	2-0	2-7-0	0-5-0	9	26-8-0	5-6-0	Graveman (W 4-2)	8564	2:13
April 7, 2013	FLORIDA*	L	3-8	3-8-1	8-11-0	9	26-9-0	5-7-0	Lindgren (L 2-1)	7660	2:53
April 9, 2013	vs. #18 Ole Miss	W	5-1	5-6-0	1-6-1	9	27-9-0	5-7-0	Mitchell, R. (W 6-0)	8240	3:21
April 12, 2013	at #24 Texas A&M*	W	3-2	3-5-1	2-7-1	9	28-9-0	6-7-0	Pollorena (W 6-1)	4857	2:36
April 13, 2013	at #24 Texas A&M*	W	9-3	9-15-0	3-9-2	9	29-9-0	7-7-0	Graveman (W 5-2)	4676	2:31
April 14, 2013	at #24 Texas A&M*	W	15-4	15-19-2	4-8-0	9	30-9-0	8-7-0	Lindgren (W 3-1)	5052	3:13
April 18, 2013	AUBURN*	W	6-3	6-7-1	3-9-4	9	31-9-0	9-7-0	Mitchell, R. (W 7-0)	7974	2:49
April 19, 2013	AUBURN*	L	1-3	1-8-2	3-10-2	9	31-10-0	9-8-0	Graveman (L 5-3)	10143	2:17
April 20, 2013	AUBURN*	W	6-0	6-9-1	0-6-1	9	32-10-0	10-8-0	Lindgren (W 4-1)	14562	2:25
April 23, 2013	at Memphis	W	12-1	12-15-2	1-4-0	9	33-10-0	10-8-0	Mitchell, R. (W 8-0)	3428	2:52
April 26, 2013	at #3 Vanderbilt*	L	1-3	1-6-0	3-7-0	9	33-11-0	10-9-0	Pollorena (L 6-2)	3423	2:31
April 27, 2013	at #3 Vanderbilt*	L	2-5	2-8-1	5-11-0	9	33-12-0	10-10-0	Graveman (L 5-4)	2840	2:43
April 28, 2013	at #3 Vanderbilt*	L	3-8	3-8-1	8-11-0	9	33-13-0	10-11-0	Lindgren (L 4-2)	0	2:48
May 4, 2013	ALABAMA*	W	10-6	10-10-1	6-9-1	9	34-13-0	11-11-0	Mitchell, R. (W 9-0)	-	2:30
May 4, 2013	ALABAMA*	W	5-4	5-12-1	4-8-0	(10)	35-13-0	12-11-0	Girodo (W 4-1)	7382	2:44
May 5, 2013	ALABAMA*	W	7-6	7-11-2	6-11-1	(11)	36-13-0	13-11-0	Holder (W 2-0)	6272	3:52
May 10, 2013	at #20 Ole Miss*	L	0-3	0-2-0	3-8-1	9	36-14-0	13-12-0	Pollorena (L 6-3)	10065	2:31
May 11, 2013	at #20 Ole Miss*	L	8-10	8-16-2	10-11-2	9	36-15-0	13-13-0	Graveman (L 5-5)	10053	3:14
May 12, 2013	at #20 Ole Miss*	W	7-6	7-11-2	6-5-1	9	37-15-0	14-13-0	Bracewell (W 1-1)	8083	3:16
May 14, 2013	ORAL ROBERTS	W	3-2	3-10-1	2-7-0	9	38-15-0	14-13-0	Girodo (W 5-1)	6298	2:42
May 16, 2013	#12 SOUTH CAROLINA*	W	5-4	5-14-1	4-7-0	9	39-15-0	15-13-0	Girodo (W 6-1)	6755	2:42
May 17, 2013	#12 SOUTH CAROLINA*	L	3-5	3-10-0	5-9-0	(10)	39-16-0	15-14-0	Bradford (L 0-1)	6932	3:13
May 18, 2013	#12 SOUTH CAROLINA*	W	7-2	7-11-0	2-7-3	9	40-16-0	16-14-0	Mitchell, R. (W 10-0)	7687	2:31
May 21, 2013	vs. Missouri	W	2-1	2-16-1	1-11-0	(17)	41-16-0	16-14-0	Cox (W 3-1)	5404	4:39
May 22, 2013	vs. #12 South Carolina	W	5-3	5-12-1	3-7-1	9	42-16-0	16-14-0	Gentry (W 4-0)	5913	3:06
May 23, 2013	vs. Texas A&M	W	6-4	6-10-1	4-6-3	9	43-16-0	16-14-0	Mitchell, R. (W 11-0)	8143	2:38
May 25, 2013	vs. #1 Vanderbilt*	L	8-16	8-14-3	16-19-1	9	43-17-0	16-14-0	Lindgren (L 4-3)	11963	3:36
May 31, 2013	CENTRAL ARKANSAS^	W	5-3	5-11-4	3-5-1	9	44-17-0	16-14-0	Graveman (W 6-5)	11102	2:33
June 1, 2013	SOUTH ALABAMA^	W	6-2	6-9-0	2-8-1	9	45-17-0	16-14-0	Mitchell, R. (W 12-0)	11124	2:40
June 2, 2013	CENTRAL ARKANSAS^	L	2-5	2-4-4	5-6-1	9	45-18-0	16-14-0	Gentry (L 4-1)	10226	2:38
June 3, 2013	CENTRAL ARKANSAS^	W	6-1	6-11-2	1-6-3	9	46-18-0	16-14-0	Girodo (W 7-1)	8662	2:37
June 8, 2013	at #6 Virginia#	W	11-6	11-20-2	6-11-4	9	47-18-0	16-14-0	Graveman (W 7-5)	4956	3:45
June 9, 2013	at #6 Virginia#	W	6-5	6-10-2	5-9-3	9	48-18-0	16-14-0	Girodo (W 8-1)	4956	3:46
June 15, 2013	vs. #3 Oregon State!	W	5-4	5-8-2	4-10-1	9	49-18-0	16-14-0	Mitchell, R. (W 13-0)	24473	3:10
June 17, 2013	vs. #8 Indiana!	W	5-4	5-11-1	4-9-2	9	50-18-0	16-14-0	Girodo (W 9-1)	25260	3:24
June 21, 2013	vs. #3 Oregon State!	W	4-1	4-11-0	1-8-1	9	51-18-0	16-14-0	Graveman (W 8-5)	18868	2:32
June 24, 2013	vs. #6 UCLA!	L	1-3	1-6-1	3-6-1	9	51-19-0	16-14-0	Fitts (L 0-1)	25690	3:34
June 25, 2013	vs. #6 UCLA!	L	0-8	0-5-3	8-12-1	9	51-20-0	16-14-0	Pollorena (L 6-4)	27127	3:20

HOME GAMES IN CAPS

* = Conference game

\$ = Played in Pearl, Miss.

^ = NCAA Starkville Regional

= NCAA Charlottesville Super Regional

! = NCAA College World Series (Omaha, Neb.)

() extra inning game

2013 OVERALL HITTING STATS

PLAYER	AVG	GP	GS	AB	R	H	2B	3B	HR	RBI	TB	SLG%	BB	HBP	SO	GDP	OB%	SF	SH	SB-ATT	PO	A	E	FLD%
12 Adam Frazier	.352	71	71	304	62	107	20	7	0	38	141	.464	23	2	26	2	.398	3	5	9-13	120	241	14	.963
34 Hunter Renfroe	.345	66	66	255	56	88	16	3	16	65	158	.620	35	8	43	6	.431	6	0	9-13	106	8	5	.958
3 Alex Detz	.318	69	66	239	43	76	14	1	1	31	95	.397	53	7	45	6	.449	4	1	1-5	198	47	5	.980
13 Brett Pirtle	.310	68	60	229	40	71	9	2	2	33	90	.393	20	20	27	4	.408	3	2	9-9	110	185	10	.967
8 Sam Frost	.302	50	25	96	20	29	3	1	0	10	34	.354	13	3	19	1	.395	2	5	7-7	17	72	11	.890
35 Wes Rea	.291	57	53	196	30	57	12	0	7	40	90	.459	24	8	48	6	.384	4	4	0-0	488	30	5	.990
10 C.T. Bradford	.281	68	68	260	44	73	4	0	1	27	80	.308	23	9	39	6	.358	1	6	8-8	123	4	1	.992
2 Demarcus Henderson	.274	61	51	175	23	48	3	0	0	23	51	.291	21	3	34	9	.358	2	11	3-7	58	5	2	.969
6 Derrick Armstrong	.266	39	16	64	14	17	1	0	0	8	18	.281	8	1	20	3	.356	0	2	4-5	11	0	0	1.000
9 Tyler Fullerton	.263	13	4	19	6	5	0	0	0	4	5	.263	1	1	7	0	.333	0	0	1-1	1	0	0	1.000
32 Trey Porter	.257	47	24	105	8	27	6	0	1	22	36	.343	9	1	12	3	.316	2	0	0-1	0	0	0	.000
15 Matthew Britton	.250	18	2	20	6	5	1	0	0	1	6	.300	0	1	4	0	.286	0	0	1-1	8	15	0	1.000
17 Nick Ammirati	.246	51	49	167	23	41	3	0	1	23	47	.281	16	4	25	3	.321	3	9	2-3	395	26	7	.984
29 Mitch Slauter	.242	37	27	99	11	24	6	1	1	15	35	.354	16	6	30	1	.377	1	6	2-2	188	23	3	.986
5 Daryl Norris	.219	33	23	64	9	14	3	0	0	8	17	.266	9	3	18	1	.333	2	1	0-0	7	26	3	.917
23 Kyle Hann	.219	26	9	32	7	7	0	0	0	1	7	.219	3	2	9	0	.324	0	0	0-0	6	21	2	.931
7 Jacob Robson	.206	47	25	97	10	20	2	0	0	16	22	.227	11	2	24	2	.297	1	5	3-4	30	0	0	1.000
----- LESS THAN 35 AT-BATS -----																								
25 Nick Flair	.571	9	0	7	2	4	1	0	0	5	5	.714	1	1	2	0	.667	0	0	0-0	9	0	1	.900
22 Luis Pollorena	.000	35	13	3	0	0	0	0	0	0	.000	1	0	1	0	0	.250	0	0	0-0	9	15	5	.828
14 Jonathan Holder	.000	34	0	1	0	0	0	0	0	0	.000	0	0	0	0	0	.000	0	0	0-0	2	4	1	.857
21 Jacob Lindgren	.000	14	14	0	0	0	0	0	0	0	.000	0	0	0	0	0	.000	0	0	0-0	2	13	1	.938
24 Brandon Woodruff	.000	7	6	0	0	0	0	0	0	0	.000	0	0	0	0	0	.000	0	0	0-0	2	3	0	1.000
31 Trevor Fitts	.000	18	6	0	0	0	0	0	0	0	.000	0	0	0	0	0	.000	0	0	0-0	2	3	0	1.000
49 Kendall Graveman	.000	19	19	0	0	0	0	0	0	0	.000	0	0	0	0	0	.000	0	0	0-0	7	26	3	.917
18 Chad Gironi	.000	36	0	0	0	0	0	0	0	0	.000	0	0	0	0	0	.000	0	0	0-0	3	8	1	.917
51 Evan Mitchell	.000	9	7	0	0	0	0	0	0	0	.000	0	0	0	0	0	.000	0	0	0-0	4	2	0	1.000
4 Ben Bracewell	.000	21	2	0	0	0	0	0	0	0	.000	0	0	0	0	0	.000	0	0	0-0	0	6	0	1.000
38 Will Cox	.000	18	4	0	0	0	0	0	0	0	.000	0	0	0	0	0	.000	0	0	0-0	2	3	1	.833
47 Myles Gentry	.000	23	0	0	0	0	0	0	0	0	.000	0	0	0	0	0	.000	0	0	0-0	4	7	0	1.000
28 John Marc Shelly	.000	6	0	0	0	0	0	0	0	0	.000	0	0	0	0	0	.000	0	0	0-0	0	0	0	.000
33 Preston Brown	.000	8	0	0	0	0	0	0	0	0	.000	0	0	0	0	0	.000	0	0	0-0	0	4	0	1.000
48 Ross Mitchell	.000	34	0	0	0	0	0	0	0	0	.000	0	0	0	0	0	.000	0	0	0-0	15	37	1	.981
TOTALS	.293	71	71	2432	414	713	104	15	30	370	937	.385	287	82	433	53	.382	34	57	59-79	1927	834	82	.971
OPPONENTS	.227	71	71	2344	255	533	72	6	21	227	680	.290	234	68	588	70	.314	17	46	44-60	1858	735	88	.967



2013 PITCHING/DEFENSE STATS

2013 OVERALL PITCHING STATS

PLAYER	ERA	W	L	APP	GS	CG	SHO	CBO	SV	IP	H	R	ER	BB	SO	2B	3B	HR	AB	B/AVG	WP	HBP	BK	SFA	SHA
28 John Marc Shelly	0.00	0	0	6	0	0	0	2	0	7.1	5	0	0	2	5	0	0	25	.200	0	1	0	0	0	0
18 Chad Girodo	1.36	9	1	36	0	0	0	1	0	59.2	47	15	9	19	82	7	1	0	220	.214	2	7	0	4	3
48 Ross Mitchell	1.53	13	0	34	0	0	0	1	2	94.0	72	22	16	29	44	9	0	2	336	.214	1	10	2	0	4
14 Jonathan Holder	1.65	2	0	34	0	0	0	3	21	54.2	33	15	10	17	90	2	0	2	189	.175	6	6	0	2	4
4 Ben Bracewell	1.76	1	1	21	2	0	0	1	1	30.2	19	7	6	12	28	5	1	0	102	.186	2	3	0	2	3
10 C.T. Bradford	1.80	0	1	9	0	0	0	1	0	5.0	3	1	1	3	4	0	0	0	17	.176	0	1	0	0	0
38 Will Cox	2.45	3	1	18	4	0	0	2	0	29.1	22	10	8	10	30	2	0	2	105	.210	0	4	1	0	3
31 Trevor Fitts	3.03	0	1	18	6	0	0	0	0	29.2	27	13	10	9	26	1	0	2	115	.235	7	1	0	0	1
49 Kendall Graveman	3.09	8	5	19	19	3	1	0	0	113.2	115	54	39	29	69	14	2	5	431	.267	4	7	1	4	10
33 Preston Brown	3.38	0	0	8	0	0	0	2	0	8.0	6	3	3	3	5	1	0	2	27	.222	0	0	0	0	3
47 Myles Gentry	3.69	4	1	23	0	0	0	2	0	31.2	22	16	13	11	30	4	2	0	110	.200	2	6	1	0	3
51 Evan Mitchell	3.74	0	1	9	7	0	0	0	0	21.2	8	10	9	26	27	2	0	1	70	.114	4	5	0	1	2
21 Jacob Lindgren	4.18	4	3	14	14	0	0	2	0	56.0	52	32	26	18	65	6	0	2	213	.244	2	7	0	1	2
22 Luis Pollorena	4.27	6	4	20	13	0	0	1	0	78.0	76	41	37	35	59	17	0	2	293	.259	2	6	0	2	6
24 Brandon Woodruff	4.34	1	1	7	6	0	0	1	0	18.2	17	12	9	9	15	1	0	0	69	.246	1	4	0	1	2
5 Daryl Norris	6.23	0	0	3	0	0	0	0	0	4.1	9	4	3	2	9	1	0	1	22	.409	1	0	0	0	0
TOTALS	2.79	51	20	71	71	3	6	5	24	642.1	533	255	199	234	588	72	6	21	2344	.227	34	68	5	17	46
OPPONENTS	5.13	20	51	71	71	2	2	2	13	619.1	713	414	353	287	433	104	15	30	2432	.293	65	82	5	34	57

2013 OVERALL DEFENSIVE STATS

PLAYER	C	PO	A	E	FLD%	DPS	SBA	CSB	SBA%	PB	CI
7 Jacob Robson	30	30	0	0	1.000	0	0	0	.000	0	0
15 Matthew Britton	23	8	15	0	1.000	6	0	0	.000	0	0
47 Myles Gentry	11	4	7	0	1.000	2	3	0	1.000	0	0
6 Derrick Armstrong	11	11	0	0	1.000	0	0	0	.000	0	0
4 Ben Bracewell	6	0	6	0	1.000	2	2	0	1.000	0	0
51 Evan Mitchell	6	4	2	0	1.000	0	5	2	.714	0	0
31 Trevor Fitts	5	2	3	0	1.000	0	0	1	.000	0	0
24 Brandon Woodruff	5	2	3	0	1.000	0	6	0	1.000	0	0
33 Preston Brown	4	0	4	0	1.000	0	0	0	.000	0	0
9 Tyler Fullerton	1	1	0	0	1.000	0	0	0	.000	0	0
128 C.T. Bradford	128	123	4	1	.992	0	0	0	.000	0	0
35 Wes Rea	523	488	30	5	.990	50	0	0	.000	0	0
29 Mitch Slaughter	214	188	23	3	.986	0	15	3	.833	1	0
17 Nick Ammirati	428	395	26	7	.984	4	29	12	.707	1	0
48 Ross Mitchell	53	15	37	1	.981	4	4	1	.800	0	0
3 Alex Detz	250	198	47	5	.980	26	0	0	.000	0	0
2 Demarcus Henderso	65	58	5	2	.969	2	0	0	.000	0	0
TOTALS	2843	1927	834	82	.971	80	44	16	.733	2	0
OPPONENTS	2681	1858	735	88	.967	63	59	20	.747	6	1



2013 SEC HITTING STATS

PLAYER	AVG	GP	GS	AB	R	H	2B	3B	HR	RBI	TB	SLG%	BB	HBP	SO	GDP	OB%	SF	SH	SB-ATT	PO	A	E	FLD%
8 Sam Frost	.343	18	10	35	6	12	1	0	0	2	13	.371	3	1	8	1	.400	1	4	3-3	5	25	4	.882
13 Brett Pirtle	.336	30	28	107	16	36	3	0	1	16	42	.393	8	12	15	2	.441	0	0	4-4	58	88	2	.986
34 Hunter Renfroe	.333	30	30	111	28	37	4	0	9	22	68	.613	25	2	22	3	.457	2	0	3-5	53	5	3	.951
10 C.T. Bradford	.307	30	30	114	18	35	1	0	0	11	36	.316	11	4	20	2	.385	1	2	1-1	63	2	0	1.000
12 Adam Frazier	.287	30	30	129	21	37	8	2	0	13	49	.380	11	0	13	1	.338	2	2	1-4	48	111	5	.970
17 Nick Ammirati	.276	22	20	76	11	21	1	0	1	14	25	.329	3	2	14	2	.317	1	2	1-2	157	14	1	.994
35 Wes Rea	.270	30	30	115	16	31	7	0	5	23	53	.461	9	5	34	5	.344	2	0	0-0	278	15	3	.990
7 Alex Detz	.257	29	28	109	11	28	4	0	1	10	35	.321	20	0	22	2	.366	2	0	1-1	23	21	3	.936
3 Jacob Robson	.250	18	11	40	2	10	1	0	0	6	11	.275	3	0	10	1	.302	0	2	0-0	13	0	0	1.000
2 Demarcus Henderson	.235	25	20	68	8	16	1	0	0	6	17	.250	9	2	14	5	.342	0	5	0-2	25	2	0	1.000
6 Derrick Armstrong	.227	15	5	22	5	5	1	0	0	1	6	.273	3	0	6	0	.244	2	0	0-0	0	0	0	.000
32 Trey Porter	.200	19	9	40	3	8	4	0	0	6	12	.300	3	0	6	0	.244	2	0	0-0	0	0	0	.000
29 Mitch Slaughter	.147	14	10	34	0	5	0	0	0	3	5	.147	5	3	12	0	.310	0	1	0-0	56	9	1	.985
5 Daryl Norris	.050	12	7	20	2	1	0	0	0	0	1	.050	4	0	7	1	.208	0	0	0-0	3	5	0	1.000
9 Tyler Fullerton	.000	1	1	3	0	0	0	0	0	0	0	.000	0	0	2	0	.000	0	0	0-0	0	0	0	.000
23 Kyle Hann	.000	7	0	3	1	0	0	0	0	0	0	.000	0	0	2	0	.000	0	0	0-0	0	1	0	1.000
15 Matthew Britton	.000	5	1	2	1	0	0	0	0	0	0	.000	0	0	2	0	.000	0	0	0-0	2	4	0	1.000
31 Trevor Fitts	.000	5	0	0	0	0	0	0	0	0	0	.000	0	0	0	0	.000	0	0	0-0	0	0	0	.000
14 Jonathan Holder	.000	14	0	0	0	0	0	0	0	0	0	.000	0	0	0	0	.000	0	0	0-0	1	0	0	1.000
49 Kendall Gravenman	.000	10	10	0	0	0	0	0	0	0	0	.000	0	0	0	0	.000	0	0	0-0	5	14	1	.950
33 Preston Brown	.000	1	0	0	0	0	0	0	0	0	0	.000	0	0	0	0	.000	0	0	0-0	0	0	0	.000
48 Ross Mitchell	.000	16	0	0	0	0	0	0	0	0	0	.000	0	0	0	0	.000	0	0	0-0	0	0	0	.000
51 Evan Mitchell	.000	3	2	0	0	0	0	0	0	0	0	.000	0	0	0	0	.000	0	0	0-0	2	15	1	.944
38 Will Cox	.000	7	0	0	0	0	0	0	0	0	0	.000	0	0	0	0	.000	0	0	0-0	0	0	0	1.000
4 Ben Bracewell	.000	9	1	0	0	0	0	0	0	0	0	.000	0	0	0	0	.000	0	0	0-0	0	4	0	1.000
18 Chad Girodo	.000	16	0	0	0	0	0	0	0	0	0	.000	0	0	0	0	.000	0	0	0-0	1	4	0	1.000
47 Myles Gentry	.000	8	0	0	0	0	0	0	0	0	0	.000	0	0	0	0	.000	0	0	0-0	1	0	0	1.000
22 Luis Pollorena	.000	14	8	0	0	0	0	0	0	0	0	.000	0	0	0	0	.000	0	0	0-0	4	11	0	1.000
21 Jacob Lindgren	.000	9	9	0	0	0	0	0	0	0	0	.000	0	0	0	0	.000	0	0	0-0	1	8	1	.900
TOTALS	.274	30	30	1028	149	282	36	2	17	133	373	.363	117	31	213	26	.362	13	18	14-23	799	359	25	.979
OPPONENTS	.248	30	30	990	123	246	37	4	16	111	339	.342	102	22	212	29	.330	8	17	19-28	797	308	35	.969

2013 SEC PITCHING STATS

PLAYER	ERA	W	L	APP	GS	CG	SHO	CBO	SV	IP	H	R	ER	BB	SO	2B	3B	HR	AB	B/AVG	WP	HBP	BK	SFA	SHA	
14 Jonathan Holder	0.33	1	0	14	0	0	0	0	1	6	27.0	13	4	1	8	41	1	0	1	88	.148	2	3	0	0	3
31 Trevor Fitts	1.50	0	0	5	0	0	0	0	0	6.0	1	1	1	1	7	0	0	1	17	.059	2	0	0	0	0	
48 Ross Mitchell	1.54	4	0	16	0	0	0	0	0	35.0	36	11	6	11	12	9	0	2	137	.263	0	2	1	0	1	
18 Chad Girono	2.08	2	1	16	0	0	0	0	0	13.0	12	5	3	8	14	1	0	0	49	.245	2	2	0	2	1	
4 Ben Bracewell	2.33	1	1	9	1	0	0	0	0	19.1	11	6	5	8	13	2	1	0	63	.175	2	2	0	2	1	
49 Kendall Graveman	3.11	4	4	10	10	3	1	0	0	66.2	71	27	23	15	39	8	1	4	253	.281	2	3	1	3	4	
22 Luis Polloreña	4.47	2	3	9	8	0	0	0	0	48.1	43	25	24	23	33	12	0	2	176	.244	0	3	0	1	4	
10 C.T. Bradford	4.50	0	1	3	0	0	0	0	0	2.0	2	1	1	1	0	0	0	0	7	.286	0	0	0	0	0	
38 Will Cox	4.91	0	1	7	0	0	0	0	0	3.2	2	3	2	2	4	0	0	1	12	.167	0	0	0	0	1	
21 Jacob Lindgren	5.20	2	2	9	9	0	0	1	0	36.1	40	24	21	13	41	3	0	2	147	.272	2	4	0	0	1	
51 Evan Mitchell	11.25	0	1	3	2	0	0	0	0	4.0	1	6	5	7	4	0	0	1	13	.077	1	2	0	0	1	
33 Preston Brown	13.50	0	0	1	0	0	0	0	0	0.2	2	1	1	1	0	0	0	1	4	.500	0	0	0	0	0	
47 Myles Gentry	16.62	0	0	8	0	0	0	0	0	4.1	10	8	8	3	4	1	2	0	22	.455	1	1	0	0	0	
5 Daryl Norris	99.00	0	1	0	0	0	0	0	0	0.0	2	1	1	1	0	0	0	1	2	1.000	0	0	0	0	0	
TOTALS	3.45	16	14	30	30	3	2	1	6	266.1	246	123	102	102	212	37	4	16	990	.248	14	22	2	8	17	
OPPONENTS	4.17	14	16	30	30	0	1	1	10	265.2	282	149	123	117	213	36	2	17	1028	.274	24	31	3	13	18	

2013 SEC DEFENSIVE STATS

PLAYER	C	PO	A	E	FLD%	DPS	SBA	CSB	SBA%	PB	CI
10 C.T. Bradford	65	63	2	0	1.000	0	0	0	.000	0	0
2 Demarcus Henderson	27	25	2	0	1.000	0	0	0	.000	0	0
22 Luis Polloreña	15	4	11	0	1.000	0	5	1	.833	0	0
7 Jacob Robson	13	13	0	0	1.000	0	0	0	.000	0	0
5 Daryl Norris	8	3	5	0	1.000	0	0	0	.000	0	0
15 Matthew Britton	6	2	4	0	1.000	1	0	1	.000	0	0
18 Chad Girono	5	1	4	0	1.000	0	0	1	.000	0	0
4 Ben Bracewell	4	0	4	0	1.000	2	2	0	1.000	0	0
47 Myles Gentry	1	1	0	0	1.000	0	0	0	.000	0	0
23 Kyle Hann	1	0	1	0	1.000	1	0	0	.000	0	0
14 Jonathan Holder	1	1	0	0	1.000	0	4	0	1.000	0	0
51 Evan Mitchell	1	0	1	0	1.000	0	0	0	.000	0	0
17 Nick Ammirati	172	157	14	1	.994	3	10	7	.588	0	0
35 Wes Rea	296	278	15	3	.990	30	0	0	.000	0	0
13 Brett Pirtle	148	58	88	2	.986	22	0	0	.000	0	0
TOTALS	1183	799	359	25	.979	32	19	9	.679	0	0
OPPONENTS	1140	797	308	35	.969	30	14	9	.609	2	0

2013 STARTERS BY BATTING ORDER



DATE	OPPONENT	1	2	3	4	5	6	7	8	9
Feb. 15	Portland	Frazier	Bradford	Rea	Porter	Renfroe	Slauter	Pirtle	Norris	Henderson
Feb. 16	Portland	Frazier	Bradford	Rea	Porter	Renfroe	Norris	Pirtle	Henderson	Ammirati
Feb. 17	Portland-DH 1	Frazier	Bradford	Norris	Porter	Slauter	Renfroe	Detz	Robson	Hann
Feb. 17	Portland-DH 2	Frazier	Bradford	Detz	Porter	Renfroe	Henderson	Pirtle	Hann	Ammirati
Feb. 19	Grambling St.	Frazier	Bradford	Porter	Renfroe	Slauter	Detz	Pirtle	Norris	Henderson
Feb. 22	Purdue	Frazier	Bradford	Slauter	Renfroe	Renfroe	Detz	Henderson	Norris	Hann
Feb. 23	Samford-DH 1	Frazier	Bradford	Renfroe	Porter	Slauter	Detz	Pirtle	Hann	Ammirati
Feb. 23	Purdue-DH 2	Frazier	Bradford	Renfroe	Porter	Fullerton	Detz	Robson	Norris	Frost
Feb. 24	Samford	Frazier	Bradford	Slauter	Norris	Robson	Henderson	Detz	Armstrong	Ammirati
Feb. 26	Rhode Island	Frazier	Bradford	Slauter	Detz	Slauter	Porter	Henderson	Norris	Pirtle
Feb. 27	Rhode Island	Frazier	Bradford	Fullerton	Detz	Pirtle	Armstrong	Hann	Henderson	Ammirati
March 1	St. Joseph's	Frazier	Bradford	Slauter	Rea	Robson	Armstrong	Henderson	Norris	Hann
March 2	St. Joseph's	Frazier	Bradford	Detz	Slauter	Norris	Robson	Britton	Frost	Ammirati
March 3	St. Joseph's-DH 1	Frazier	Bradford	Detz	Slauter	Fullerton	Renfroe	Robson	Pirtle	Norris
March 3	St. Joseph's-DH 2	Frazier	Bradford	Detz	Renfroe	Henderson	Slauter	Hann	Frost	Ammirati
March 5	Miss. Valley St.	Frazier	Bradford	Detz	Renfroe	Henderson	Robson	Pirtle	Norris	Ammirati
March 8	Central Arkansas	Frazier	Bradford	Detz	Renfroe	Robson	Slauter	Porter	Henderson	Frost
March 9	Central Arkansas	Frazier	Bradford	Renfroe	Detz	Porter	Henderson	Norris	Hann	Ammirati
March 10	Central Arkansas	Frazier	Henderson	Detz	Renfroe	Pirtle	Bradford	Frost	Porter	Pirtle
March 12	vs. Southern Miss	Frazier	Henderson	Detz	Renfroe	Slauter	Norris	Bradford	Hann	Ammirati
March 15	LSU	Frazier	Bradford	Renfroe	Detz	Slauter	Henderson	Rea	Frost	Pirtle
March 16	LSU	Frazier	Bradford	Renfroe	Detz	Slauter	Robson	Rea	Ammirati	Britton
March 17	LSU	Frazier	Bradford	Renfroe	Slauter	Slauter	Porter	Norris	Henderson	Pirtle
March 19	Alcorn St.	Frazier	Bradford	Renfroe	Detz	Porter	Norris	Robson	Armstrong	Ammirati
March 22	at Kentucky	Frazier	Bradford	Renfroe	Slauter	Rea	Rea	Pirtle	Norris	Henderson
March 23	at Kentucky	Frazier	Bradford	Renfroe	Rea	Pirtle	Pirtle	Fullerton	Norris	Ammirati
March 23	at Kentucky	Frazier	Bradford	Renfroe	Slauter	Detz	Rea	Pirtle	Norris	Henderson
March 26	Austin Peay	Frazier	Bradford	Renfroe	Detz	Henderson	Porter	Pirtle	Ammirati	Robson
March 29	at Arkansas	Frazier	Bradford	Renfroe	Detz	Detz	Porte	Pirtle	Henderson	Ammirati
March 30	at Arkansas	Frazier	Bradford	Renfroe	Detz	Rea	Pirtle	Frost	Robson	Ammirati
March 31	at Arkansas	Frazier	Bradford	Renfroe	Rea	Rea	Pirtle	Norris	Henderson	Ammirati
April 2	at S. Alabama	Frazier	Detz	Renfroe	Pirtle	Rea	Bradford	Frost	Robson	Ammirati
April 5	Florida	Frazier	Detz	Renfroe	Pirtle	Detz	Bradford	Slauter	Frost	Robson
April 6	Florida	Frazier	Detz	Renfroe	Pirtle	Rea	Bradford	Slauter	Frost	Henderson
April 7	Florida	Frazier	Detz	Renfroe	Pirtle	Rea	Bradford	Slauter	Frost	Robson
April 9	vs. Ole Miss	Frazier	Detz	Renfroe	Pirtle	Rea	Bradford	Porter	Armstrong	Ammirati
April 12	at Texas A&M	Frazier	Detz	Renfroe	Pirtle	Rea	Bradford	Slauter	Frost	Robson
April 13	at Texas A&M	Frazier	Detz	Renfroe	Pirtle	Rea	Bradford	Porter	Ammirati	Henderson
April 14	at Texas A&M	Frazier	Detz	Renfroe	Pirtle	Rea	Bradford	Porter	Slauter	Robson
April 18	Auburn	Frazier	Detz	Renfroe	Pirtle	Rea	Bradford	Porter	Ammirati	Henderson
April 19	Auburn	Frazier	Detz	Renfroe	Pirtle	Rea	Bradford	Norris	Ammirati	Henderson
April 20	Auburn	Frazier	Detz	Renfroe	Pirtle	Rea	Bradford	Norris	Ammirati	Henderson
April 23	at Memphis	Frazier	Detz	Renfroe	Pirtle	Rea	Bradford	Henderson	Ammirati	Armstrong
April 26	at Vanderbilt	Frazier	Detz	Renfroe	Pirtle	Rea	Bradford	Henderson	Ammirati	Armstrong
April 27	at Vanderbilt	Frazier	Detz	Renfroe	Pirtle	Rea	Bradford	Henderson	Ammirati	Robson
April 28	at Vanderbilt	Frazier	Detz	Renfroe	Pirtle	Rea	Bradford	Ammirati	Frost	Robson
May 4	Alabama-DH 1	Frazier	Detz	Renfroe	Pirtle	Rea	Bradford	Porter	Ammirati	Robson
May 4	Alabama-DH 2	Frazier	Detz	Renfroe	Bradford	Rea	Porter	Frost	Ammirati	Robson
May 5	Alabama	Frazier	Detz	Renfroe	Pirtle	Rea	Bradford	Henderson	Armstrong	Ammirati
May 10	at Ole Miss	Frazier	Detz	Renfroe	Pirtle	Rea	Bradford	Porter	Ammirati	Robson
May 11	at Ole Miss	Frazier	Detz	Renfroe	Pirtle	Rea	Bradford	Frost	Slauter	Henderson
May 12	at Ole Miss	Frazier	Detz	Renfroe	Pirtle	Rea	Bradford	Frost	Ammirati	Henderson
May 14	Oral Roberts	Frazier	Detz	Renfroe	Pirtle	Rea	Bradford	Frost	Slauter	Robson
May 16	South Carolina	Frazier	Detz	Renfroe	Pirtle	Rea	Bradford	Armstrong	Henderson	Ammirati
May 17	South Carolina	Frazier	Detz	Renfroe	Pirtle	Rea	Bradford	Armstrong	Henderson	Ammirati
May 18	South Carolina	Frazier	Detz	Renfroe	Pirtle	Rea	Bradford	Henderson	Ammirati	Armstrong
May 21	vs. Missouri	Frazier	Detz	Renfroe	Pirtle	Rea	Bradford	Henderson	Ammirati	Armstrong
May 22	vs. South Carolina	Frazier	Detz	Renfroe	Pirtle	Rea	Henderson	Norris	Armstrong	Slauter
May 23	vs. Texas A&M	Frazier	Detz	Renfroe	Pirtle	Rea	Henderson	Ammirati	Frost	Robson
May 25	vs. Vanderbilt	Frazier	Detz	Renfroe	Pirtle	Rea	Henderson	Frost	Ammirati	Robson
May 31	Central Arkansas	Frazier	Detz	Renfroe	Pirtle	Rea	Bradford	Frost	Henderson	Ammirati
June 1	S. Alabama	Frazier	Detz	Renfroe	Pirtle	Rea	Bradford	Frost	Ammirati	Henderson
June 2	Central Arkansas	Frazier	Detz	Renfroe	Pirtle	Rea	Bradford	Frost	Ammirati	Henderson
June 3	Central Arkansas	Frazier	Detz	Renfroe	Pirtle	Rea	Bradford	Frost	Henderson	Ammirati
June 8	at Virginia	Frazier	Detz	Renfroe	Pirtle	Rea	Bradford	Henderson	Ammirati	Armstrong
June 9	at Virginia	Frazier	Detz	Renfroe	Pirtle	Rea	Bradford	Henderson	Ammirati	Armstrong
June 15	vs. Oregon State	Frazier	Detz	Renfroe	Pirtle	Rea	Bradford	Frost	Henderson	Ammirati
June 17	vs. Indiana	Frazier	Detz	Renfroe	Pirtle	Rea	Bradford	Henderson	Ammirati	Armstrong
June 21	vs. Oregon State	Frazier	Detz	Renfroe	Pirtle	Rea	Bradford	Porter	Henderson	Ammirati
June 24	vs. UCLA	Frazier	Detz	Renfroe	Pirtle	Rea	Bradford	Porter	Ammirati	Henderson
June 25	vs. UCLA	Frazier	Detz	Renfroe	Pirtle	Rea	Bradford	Frost	Ammirati	Henderson



2013 STARTERS BY POSITION

DATE	OPPONENT	C	1B	2B	3B	SS	LF	CF	RF	DH
Feb. 15	Portland	Slauter	Rea	Pirtle	Norris	Frazier	Henderson	Bradford	Renfroe	Porter
Feb. 16	Portland	Ammirati	Rea	Pirtle	Norris	Frazier	Henderson	Bradford	Renfroe	Porter
Feb. 17	Portland-DH 1	Slauter	Detz	Hann	Norris	Frazier	Robson	Bradford	Renfroe	Porter
Feb. 17	Portland-DH 2	Ammirati	Detz	Pirtle	Hann	Frazier	Henderson	Bradford	Renfroe	Porter
Feb. 19	Grambling St.	Slauter	Detz	Pirtle	Norris	Frazier	Henderson	Bradford	Renfroe	Porter
Feb. 22	Purdue	Slauter	Detz	Hann	Norris	Frazier	Henderson	Bradford	Renfroe	Fullerton
Feb. 23	Samford-DH 1	Ammirati	Detz	Pirtle	Hann	Frazier	Robson	Bradford	Renfroe	Porter
Feb. 23	Purdue-DH 2	Slauter	Detz	Frost	Norris	Frazier	Robson	Bradford	Renfroe	Porter
Feb. 24	Samford	Ammirati	Detz	Pirtle	Norris	Frazier	Armstrong	Bradford	Henderson	Slauter
Feb. 26	Rhode Island	Slauter	Detz	Pirtle	Norris	Frazier	Robson	Bradford	Henderson	Porter
Feb. 27	Rhode Island	Ammirati	Detz	Hann	Norris	Frazier	Armstrong	Bradford	Henderson	Fullerton
March 1	St. Joseph's	Slauter	Rea	Hann	Norris	Frazier	Armstrong	Bradford	Henderson	Fullerton
March 2	St. Joseph's	Ammirati	Detz	Britton	Frost	Frazier	Robson	Bradford	Henderson	Slauter
March 3	St. Joseph's-DH 1	Slauter	Detz	Pirtle	Norris	Frazier	Robson	Bradford	Henderson	Renfroe
March 3	St. Joseph's-DH 2	Ammirati	Detz	Hann	Frost	Frazier	Robson	Bradford	Renfroe	Slauter
March 5	Miss. Valley St.	Ammirati	Detz	Pirtle	Norris	Frazier	Robson	Bradford	Renfroe	Porter
March 8	Central Arkansas	Slauter	Detz	Pirtle	Frost	Frazier	Henderson	Bradford	Renfroe	Porter
March 9	Central Arkansas	Ammirati	Detz	Hann	Norris	Frazier	Henderson	Bradford	Renfroe	Slauter
March 10	Central Arkansas	Slauter	Detz	Pirtle	Frost	Frazier	Henderson	Bradford	Renfroe	Porter
March 12	vs. Southern Miss	Ammirati	Detz	Hann	Norris	Frazier	Henderson	Bradford	Renfroe	Slauter
March 15	LSU	Slauter	Detz	Pirtle	Frost	Frazier	Henderson	Bradford	Renfroe	Rea
March 16	LSU	Ammirati	Rea	Britton	Detz	Frazier	Robson	Bradford	Renfroe	Porter
March 17	LSU	Slauter	Rea	Pirtle	Norris	Frazier	Henderson	Bradford	Renfroe	Porter
March 19	Alcorn St.	Ammirati	Detz	Pirtle	Norris	Frazier	Robson	Bradford	Renfroe	Armstrong
March 22	at Kentucky	Slauter	Rea	Pirtle	Norris	Frazier	Henderson	Bradford	Renfroe	Detz
March 23	at Kentucky	Ammirati	Rea	Pirtle	Norris	Frazier	Henderson	Bradford	Renfroe	Fullerton
March 23	at Kentucky	Slauter	Rea	Pirtle	Norris	Frazier	Henderson	Bradford	Renfroe	Detz
March 26	Austin Peay	Ammirati	Rea	Pirtle	Detz	Frazier	Robson	Bradford	Renfroe	Porter
March 29	at Arkansas	Ammirati	Rea	Pirtle	Detz	Frazier	Henderson	Bradford	Renfroe	Porter
March 30	at Arkansas	Ammirati	Rea	Pirtle	Frost	Frazier	Robson	Bradford	Renfroe	Detz
March 31	at Arkansas	Ammirati	Rea	Pirtle	Norris	Frazier	Henderson	Bradford	Renfroe	Detz
April 2	at S. Alabama	Ammirati	Rea	Pirtle	Frost	Frazier	Robson	Bradford	Renfroe	Detz
April 5	Florida	Slauter	Rea	Pirtle	Frost	Frazier	Robson	Bradford	Renfroe	Detz
April 6	Florida	Slauter	Rea	Pirtle	Frost	Frazier	Henderson	Bradford	Renfroe	Detz
April 7	Florida	Slauter	Rea	Pirtle	Frost	Frazier	Robson	Bradford	Renfroe	Detz
April 9	vs. Ole Miss	Ammirati	Rea	Pirtle	Detz	Frazier	Armstrong	Bradford	Renfroe	Porter
April 12	at Texas A&M	Slauter	Rea	Pirtle	Frost	Frazier	Robson	Bradford	Renfroe	Detz
April 13	at Texas A&M	Ammirati	Rea	Pirtle	Frost	Frazier	Henderson	Bradford	Renfroe	Detz
April 14	at Texas A&M	Slauter	Rea	Pirtle	Detz	Frazier	Robson	Bradford	Renfroe	Porter
April 18	Auburn	Ammirati	Rea	Pirtle	Detz	Frazier	Henderson	Bradford	Renfroe	Porter
April 19	Auburn	Ammirati	Rea	Pirtle	Detz	Frazier	Henderson	Bradford	Renfroe	Norris
April 20	Auburn	Ammirati	Rea	Pirtle	Detz	Frazier	Henderson	Bradford	Renfroe	Norris
April 23	at Memphis	Ammirati	Rea	Pirtle	Detz	Frazier	Henderson	Bradford	Renfroe	Armstrong
April 26	at Vanderbilt	Ammirati	Rea	Pirtle	Detz	Frazier	Henderson	Bradford	Renfroe	Armstrong
April 27	at Vanderbilt	Ammirati	Rea	Pirtle	Detz	Frazier	Henderson	Bradford	Renfroe	Robson
April 28	at Vanderbilt	Ammirati	Rea	Pirtle	Frost	Frazier	Robson	Bradford	Renfroe	Detz
May 4	Alabama-DH 1	Ammirati	Rea	Pirtle	Detz	Frazier	Robson	Bradford	Renfroe	Porter
May 4	Alabama-DH 2	Ammirati	Rea	Pirtle	Detz	Frazier	Robson	Bradford	Renfroe	Porter
May 5	Alabama	Ammirati	Rea	Pirtle	Detz	Frazier	Henderson	Bradford	Renfroe	Armstrong
May 10	at Ole Miss	Ammirati	Rea	Pirtle	Detz	Frazier	Robson	Bradford	Renfroe	Porter
May 11	at Ole Miss	Slauter	Rea	Pirtle	Frost	Frazier	Henderson	Bradford	Renfroe	Detz
May 12	at Ole Miss	Ammirati	Rea	Pirtle	Frost	Frazier	Henderson	Bradford	Renfroe	Detz
May 14	Oral Roberts	Slauter	Rea	Pirtle	Frost	Frazier	Robson	Bradford	Renfroe	Detz
May 16	South Carolina	Ammirati	Rea	Pirtle	Detz	Frazier	Henderson	Bradford	Renfroe	Armstrong
May 17	South Carolina	Ammirati	Rea	Pirtle	Detz	Frazier	Henderson	Bradford	Renfroe	Armstrong
May 18	South Carolina	Ammirati	Rea	Pirtle	Detz	Frazier	Henderson	Bradford	Renfroe	Armstrong
May 21	vs. Missouri	Ammirati	Rea	Pirtle	Detz	Frazier	Henderson	Bradford	Renfroe	Armstrong
May 22	vs. South Carolina	Slauter	Rea	Pirtle	Detz	Frazier	Armstrong	Renfroe	Henderson	Norris
May 23	vs. Texas A&M	Ammirati	Rea	Pirtle	Frost	Frazier	Robson	Renfroe	Henderson	Detz
May 25	vs. Vanderbilt	Ammirati	Rea	Pirtle	Frost	Frazier	Robson	Renfroe	Henderson	Detz
May 31	Central Arkansas	Ammirati	Rea	Pirtle	Frost	Frazier	Henderson	Bradford	Renfroe	Detz
June 1	S. Alabama	Ammirati	Rea	Pirtle	Frost	Frazier	Henderson	Bradford	Renfroe	Detz
June 2	Central Arkansas	Ammirati	Rea	Pirtle	Frost	Frazier	Henderson	Bradford	Renfroe	Detz
June 3	Central Arkansas	Ammirati	Rea	Pirtle	Frost	Frazier	Henderson	Bradford	Renfroe	Detz
June 8	at Virginia	Ammirati	Rea	Pirtle	Detz	Frazier	Henderson	Bradford	Renfroe	Armstrong
June 9	at Virginia	Ammirati	Rea	Pirtle	Detz	Frazier	Henderson	Bradford	Renfroe	Armstrong
June 15	vs. Oregon State	Ammirati	Rea	Pirtle	Frost	Frazier	Henderson	Bradford	Renfroe	Detz
June 17	vs. Indiana	Ammirati	Rea	Pirtle	Detz	Frazier	Henderson	Bradford	Renfroe	Armstrong
June 21	vs. Oregon State	Ammirati	Rea	Pirtle	Detz	Frazier	Henderson	Bradford	Renfroe	Porter
June 24	vs. UCLA	Ammirati	Rea	Pirtle	Detz	Frazier	Henderson	Bradford	Renfroe	Porter
June 25	vs. UCLA	Ammirati	Rea	Pirtle	Frost	Frazier	Henderson	Bradford	Renfroe	Detz

2013 HOME RUNS



HOME RUNS (30)

NO.	PLAYER (HOME RUN #)	DATE/GAME	OPPONENT (PITCHER)	INN.	RBI	OUTS
1.	Wes Rea (1)	2-15/1	Portland (McCallister)	1st	2	1
2.	C.T. Bradford (1)	2-15/2	Portland (Kjemus)	3rd	2	0
3.	Mitch Slauter (1)	2-17/3	Portland (Watts)	5th	1	0
4.	Hunter Renfroe (1)	2-22/6	Purdue (Minch)	6th	1	0
5.	Hunter Renfroe (2)	2-23/7	Samford (Curry)	4th	1	1
6.	Brett Pirtle (1)	3-5-/16	Mississippi Valley State (Lostra)	4th	1	1
7.	Hunter Renfroe (3)	3-5/16	Mississippi Valley State (Lostra)	6th	2	1
8.	Hunter Renfroe (4)	3-10/19	Central Arkansas (Biggerstaff)	9th	1	1
9.	Hunter Renfroe (5)	3-12/20	vs. Southern Miss (Buchholz)	6th	3	1
10.	Hunter Renfroe (6)	3-15/21	LSU (Nola)	1st	2	1
11.	Brett Pirtle (2)	3-16/22	LSU (Cotton)	9th	2	1
12.	Hunter Renfroe (7)	3-22/25	at Kentucky (Shepherd)	9th	1	0
13.	Hunter Renfroe (8)	3-23a/26	at Kentucky (Grundy)	9th	1	0
14.	Hunter Renfroe (9)	3-23b/27	at Kentucky (Littrell)	5th	1	1
15.	Trey Porter (1)	3-26/28	Austin Peay (Carkkuff)	1st	2	2
16.	Wes Rea (2)	3-31/31	at Arkansas (Fant)	4th	1	0
17.	Hunter Renfroe (10)	4-5/33	Florida (Danciu)	6th	1	1
18.	Hunter Renfroe (11)	4-12/37	at Texas A&M (Mengden)	6th	1	0
c 19.	Alex Detz* (1)	4-13/38	at Texas A&M (Pineda)	2nd	2	2
c 20.	Hunter Renfroe* (12)	4-13/38	at Texas A&M (Pineda)	2nd	1	2
21.	Nick Ammirati (1)	4-14/39	at Texas A&M (Minter)	4th	4	2
22.	Hunter Renfroe (13)	4-14/39	at Texas A&M (Vinson)	9th	1	0
23.	Wes Rea (3)	4-14/39	at Texas A&M (Vinson)	9th	1	1
24.	Wes Rea (4)	4-18/40	Auburn (Kendrick)	2nd	1	0
25.	Hunter Renfroe (14)	4-23/43	at Memphis (Reed)	5th	3	1
26.	Wes Rea (5)	5-4/47	Alabama (Turnbull)	3rd	1	0
27.	Hunter Renfroe (15)	5-4/48	Alabama (Sullivan)	3rd	1	0
28.	Wes Rea (6)	5-16/53	South Carolina (Westmoreland)	8th	1	0
29.	Wes Rea (7)	6-9/66	at Virginia (Silverstein)	3rd	2	2
30.	Hunter Renfroe (16)	6-21/69	vs. Oregon State (Moore)	5th	3	2

* = Consecutive Home Runs

One-Run Home Runs: 18	Two-Run Home Runs: 8	Three-Run Home Runs: 3	Grand Slams: 1
No-Out Home Runs: 14	One-Out Home Runs: 10	Two-Out Home Runs: 6	
Home Runs At Home: 16	Home Runs On The Road: 12	Home Runs At Neutral Site: 2	
SEC Home Runs: 17	Non-SEC Home Runs: 13	Runs Via Home Run: 47	

OPPONENT HOME RUNS (21)

NO.	PLAYER (HOME RUN #)	DATE/GAME	OPPONENT (PITCHER)	INN.	RBI	OUTS
1.	Kyle Woods	2-23/8	Purdue (Brown)	5th	1	2
2.	Phillip Ervin	2-24/9	Samford (Brown)	7th	1	1
3.	Michael Marietta	3-8/17	Central Arkansas (Holder)	9th	1	2
4.	Mason Katz	3-15/21	LSU (Lindgren)	6th	2	2
5.	Mason Katz	3-15/21	LSU (Cox)	10th	2	0
6.	Mason Katz	3-16/22	LSU (Lindgren)	2nd	1	0
7.	Alex Bregman	3-16/22	LSU (Brown)	9th	3	1
8.	Jared Foster	3-17/23	LSU (Holder)	8th	1	0
9.	A.J. Reed	3-23a/27	at Kentucky (Graveman)	1st	2	1
10.	Brandon Wood	4-13/38	at Texas A&M (Graveman)	7th	1	0
11.	Hunter Melton	4-13/38	at Texas A&M (Graveman)	9th	1	2
12.	Conrad Gregor	4-28/45	at Vanderbilt (Fitts)	7th	1	1
13.	Austen Smith	5-4/47	Alabama (Pollorena)	6th	2	2
14.	Austen Smith	5-4/48	Alabama (Graveman)	6th	1	2
15.	Mikey White	5-5/49	Alabama (Mitchell)	5th	3	2
16.	Will Allen	5-10/50	at Ole Miss (Pollorena)	5th	1	2
17.	Grayson Greiner	5-17/55	South Carolina (Norris)	10th	2	2
18.	L.B. Dantzler	5-18/56	South Carolina (Lindgren)	2nd	1	0
19.	L.B. Dantzler	5-18/56	South Carolina (R. Mitchell)	8th	1	2
20.	Mike Papi	6-8/64	at Virginia (Graveman)	1st	1	0
21.	Brandon Downes	6-9/66	at Virginia (Fitts)	2nd	1	0

One-Run Home Runs: 14	Two-Run Home Runs: 5	Three-Run Home Runs: 2	Grand Slams: 0
No-Out Home Runs: 7	One-Out Home Runs: 4	Two-Out Home Runs: 10	
Home Runs At Home: 15	Home Runs On The Road: 6	Home Runs At Neutral Site: 0	
SEC Home Runs: 16	Non-SEC Home Runs: 5	Runs Via Home Run: 30	



2013 MISC. OFFENSIVE STATS

GAMES WITH A HIT

58.....	Adam Frazier
52.....	Hunter Renfroe
44.....	C.T. Bradford
44.....	Alex Detz
44.....	Brett Pirtle
37.....	Wes Rea
33.....	Demarcus Henderson
30.....	Nick Ammirati
21.....	Sam Frost
20.....	Trey Porter
18.....	Mitch Slauter
16.....	Jacob Robson
14.....	Derrick Armstrong
9.....	Daryl Norris
5.....	Tyler Fullerton
6.....	Kyle Hann
4.....	Matthew Britton
4.....	Nick Flair

GAMES WITH AN RBI

37.....	Hunter Renfroe
25.....	Brett Pirtle
24.....	Adam Frazier
24.....	Wes Rea
22.....	Alex Detz
20.....	C.T. Bradford
18.....	Demarcus Henderson
14.....	Nick Ammirati
14.....	Trey Porter
14.....	Jacob Robson
11.....	Mitch Slauter
7.....	Sam Frost
6.....	Daryl Norris
5.....	Derrick Armstrong
4.....	Nick Flair
4.....	Tyler Fullerton
1.....	Matthew Britton
1.....	Kyle Hann

HITTING STREAKS

15.....	Hunter Renfroe
13.....	Adam Frazier
10.....	C.T. Bradford
9.....	Brett Pirtle
8.....	Nick Ammirati
6.....	Alex Detz
6.....	Demarcus Henderson
6.....	Wes Rea
5.....	Mitch Slauter
4.....	Sam Frost
4.....	Trey Porter
4.....	Jacob Robson
3.....	Derrick Armstrong
3.....	Tyler Fullerton
2.....	Matthew Britton
2.....	Nick Flair
2.....	Kyle Hann
2.....	Daryl Norris

GAME-WINNING RBI (46)

NO.	DATE	OPPONENT	PLAYER (#GWRBI)	RBI	INN.	PLAY
1.	2-15	Portland	Wes Rea (1)	2	1st	HR
2.	2-16	Portland	Demarcus Henderson (1)	1	6th	1B
3.	2-17	Portland	Jacob Robson (1)	1	4th	1B
4.	2-19	Grambling State	Demarcus Henderson (2)	1	2nd	1B
5.	2-22	Purdue	Jacob Robson (2)	1	8th	SF
6.	2-23	Samford	C.T. Bradford (1)	1	2nd	1B
7.	2-23	Purdue	Hunter Renfroe (1)	2	6th	3B
8.	2-24	Samford	Alex Detz (1)	1	4th	1B
9.	2-26	Rhode Island	Mitch Slauter (1)	1	1st	1B
10.	2-27	Rhode Island	Alex Detz (2)	1	3rd	1B
11.	3-1	Saint Joseph's	Tyler Fullerton (1)	1	1st	1B
12.	3-2	Saint Joseph's	Hunter Renfroe (2)	1	7th	1B
13.	3-3A	Saint Joseph's	Hunter Renfroe (1)	1	6th	1B
14.	3-3B	Saint Joseph's	Adam Frazier (1)	1	3rd	FC
15.	3-8	Central Arkansas	Demarcus Henderson (3)	1	5th	1B
16.	3-12	vs. Southern Miss	Hunter Renfroe (3)	1	1st	2B
17.	3-17	LSU	Hunter Renfroe (4)	1	1st	2B
18.	3-19	Alcorn State	Nick Ammirati (1)	1	6th	1B
19.	3-23	at Kentucky	Mitch Slauter (2)	1	6th	1B
20.	3-26	Austin Peay	Trey Porter (1)	1	7th	1B
21.	3-30	at Arkansas	Jacob Robson (3)	1	4th	BB
22.	4-2	at South Alabama	Wes Rea (2)	2	9th	1B
23.	4-6	Florida	C.T. Bradford (2)	1	1st	GrO
24.	4-9	vs. Ole Miss	Adam Frazier (2)	2	6th	1B
25.	4-12	at Texas A&M	Hunter Renfroe (5)	1	6th	HR
26.	4-14	at Texas A&M	Wes Rea (3)	1	1st	2B
27.	4-18	Auburn	C.T. Bradford (3)	1	3rd	1B
28.	4-20	Auburn	Brett Pirtle (1)	1	1st	1B
29.	4-23	at Memphis	Brett Pirtle (2)	1	1st	1B
30.	5-3	Alabama	Trey Porter (2)	2	2nd	2B
31.	5-4	*Alabama	Jacob Robson (4)	1	10th	1B
32.	5-5	*Alabama	C.T. Bradford (4)	1	11th	1B
33.	5-12	at Ole Miss	Adam Frazier (3)	2	6th	2B
34.	5-14	Oral Roberts	Adam Frazier (4)	1	3rd	1B
35.	5-16	*S. Carolina	Brett Pirtle (3)	1	9th	BB
36.	5-21	*vs. Missouri (H)	Mitch Slauter (3)	1	17th	1B
37.	5-22	vs. S. Carolina (V)	Wes Rea (4)	1	9th	1B
38.	5-23	vs. Texas A&M (V)	Brett Pirtle (4)	1	5th	1B
39.	5-31	Central Arkansas	Adam Frazier (5)	1	6th	GrO
40.	6-1	South Alabama	Brett Pirtle (5)	2	5th	1B
41.	6-3	Central Arkansas	Brett Pirtle (6)	1	1st	GrO
42.	6-8	at Virginia	Demarcus Henderson (4)	1	3rd	SF
43.	6-9/10	at Virginia	Wes Rea (5)	2	3rd	HR
44.	6-15	vs. Oregon State	Wes Rea (6)	2	8th	2B
45.	6-17	vs. Indiana	Trey Porter (3)	2	8th	1B
46.	6-21	vs. Oregon State	C.T. Bradford (5)	1	4th	1B

* Walk-Off Game-Winning RBI

EXTRA-BASE HITS

35.....	Hunter Renfroe
27.....	Adam Frazier
19.....	Wes Rea
16.....	Alex Detz
13.....	Brett Pirtle
8.....	Mitch Slauter
7.....	Trey Porter
5.....	C.T. Bradford
4.....	Nick Ammirati
4.....	Sam Frost
3.....	Demarcus Henderson
3.....	Daryl Norris
2.....	Jacob Robson
1.....	Derrick Armstrong
1.....	Matthew Britton

BIG INNINGS

RUNS	OPP./DATE/INN.	BATTERS
8	at Texas A&M (4-14/4th)	12
7	Portland (2-15/2nd)	12
7	Rhode Island (2-26/1st)	10
7	Rhode Island (2-27/7th)	11
7	Alabama (5-4a/2nd)	10

OPPONENT BIG INNINGS

RUNS	OPP./DATE/INN.	BATTERS
7	by Florida (4-7/5th)	12
7	by Vanderbilt (5-25/2nd)	13

LONGEST STARTS

IP - PITCHER (OPPONENT, DATE)
9.0 - Kendall Graveman (at Ark, 3-30)
9.0 - Kendall Graveman (UF, 4-6)
9.0 - Kendall Graveman (at TAMU, 4-13)
8.0 - Jacob Lindgren (Auburn, 4-20)
7.1 - Luis Pollorena (at Vanderbilt, 4-26)
7.0 - Will Cox (Samford, 2-24)
7.0 - Jacob Lindgren (SJU, 3-1)
7.0 - Kendall Graveman (Auburn, 4-19)
6.1 - Kendall Graveman (Portland, 2-17)
6.1 - Luis Pollorena (at Arkansas, 3-29)
6.1 - Luis Pollorena (at TAMU, 4-12)
6.1 - Kendall Graveman (USC, 5-17)
6.1 - Kendall Graveman (UCA, 5-31)
6.0 - Jacob Lindgren (Portland, 2-15)
6.0 - Brandon Woodruff (GSU, 2-19)
6.0 - Kendall Graveman (LSU, 3-17)
6.0 - Brandon Woodruff (at USA, 4-2)
6.0 - Luis Pollorena (Florida, 4-5)
5.2 - Kendall Graveman (UCA, 3-10)
5.2 - Jacob Lindgren (LSU, 3-15)
5.2 - Kendall Graveman (vs. OSU, 6-21)
5.1 - Jacob Lindgren (Purdue, 2-22)
5.1 - Kendall Graveman (SJU, 3-3A)
5.1 - Jacob Lindgren (at TAMU, 4-14)
5.0 - Evan Mitchell (Portland, 2-16)
5.0 - Evan Mitchell (Saint Joseph's, 3-2)
5.0 - Will Cox (Saint Joseph's, 3-3)
5.0 - Luis Pollorena (vs. USM, 3-12)

SAVES

- PITCHER - # (OPPONENT, DATE)
1. Jonathan Holder-1 (Portland, 2-16)
2. Jonathan Holder-2 (Grambling, 2-19)
3. Jonathan Holder-3 (Purdue, 2-23)
4. Jonathan Holder-4 (Saint Joseph's, 3-2)
5. Ben Bracewell-1 (Saint Joseph's, 3-3A)
6. Jonathan Holder-5 (Saint Joseph's, 3-3)
7. Jonathan Holder-6 (UCA, 3-8)
8. Ross Mitchell-1 (vs. USM, 3-12)
9. Jonathan Holder-7 (ASU, 3-19)
10. Jonathan Holder-8 (at USA, 4-2)
11. Jonathan Holder-9 (UF, 4-5)
12. Jonathan Holder-10 (at TAMU, 4-12)
13. Jonathan Holder-11 (at TAMU, 4-14)
14. Jonathan Holder-12 (Auburn, 4-18)
15. Jonathan Holder-13 (Alabama, 5-5)
16. Jonathan Holder-14 (ORU, 5-14)
17. Jonathan Holder-15 (S. Carolina, 5-16)
18. Jonathan Holder-16 (vs. TAMU, 5-23)
19. Jonathan Holder-17 (C. Ark., 5-31)
20. Ross Mitchell-2 (at Virginia, 6-8)
21. Jonathan Holder-18 (at Virginia, 6-9)
22. Jonathan Holder-19 (vs. OSU, 6-15)
23. Jonathan Holder-20 (vs. Indiana, 6-17)
24. Jonathan Holder-21 (vs. OSU, 6-21)

MSU'S RECORD BY STARTER

PITCHER	STARTS	RECORD
Kendall Graveman	19	13-6
Jacob Lindgren	14	10-4
Luis Pollorena	13	9-4
Evan Mitchell	7	4-3
Trevor Fitts	6	4-2
Brandon Woodruff	6	6-0
Will Cox	4	4-0
Ben Bracewell	2	1-1

RELIEF APP.

IP - PITCHER (OPPONENT, DATE)
7.2 - Chad Girodo (UCLA, 6-24)
6.2 - Chad Girodo (Central Arkansas, 6-3)
6.1 - Ross Mitchell (at Arkansas, 3-31)
6.1 - Chad Girodo (vs. Indiana, 6-17)
6.0 - Ross Mitchell (Portland, 2-23)
6.0 - Ross Mitchell (vs. Ole Miss, 4-9)
6.0 - Ross Mitchell (at Memphis, 4-23)
5.2 - Myles Gentry (vs. South Carolina, 5-22)
5.1 - Ross Mitchell (vs. South Alabama, 6-1)
5.0 - Ben Bracewell (at Ole Miss, 5-12)
4.2 - Ross Mitchell (at UK, 3-22)
4.2 - Ross Mitchell (APSU, 3-26)
4.1 - Luis Pollorena (Portland, 2-17)
4.1 - Myles Gentry (UCA, 3-8)
4.1 - Luis Pollorena (at UK, 3-23a)
4.0 - Ross Mitchell (USM, 3-12)
4.0 - Myles Gentry (ASU, 3-19)
4.0 - Jonathan Holder (UCA, 6-25)
3.2 - Ben Bracewell (Alabama, 5-5)
3.2 - Ross Mitchell (at Virginia, 6-8)
3.1 - Luis Pollorena (MVSU, 3-5)
3.1 - Ross Mitchell (vs. Texas A&M, 5-23)
3.1 - Myles Gentry (Central Arkansas, 6-2)
3.0 - Ross Mitchell (Saint Joseph's, 3-2)
3.0 - Ross Mitchell (UCA, 3-9)
3.0 - Ross Mitchell (Auburn, 4-20)
3.0 - Jonathan Holder (Alabama, 5-5)

K'S IN A GAME

IP - PITCHER (OPPONENT, DATE)
13 - Jacob Lindgren (SJU, 3-1)
12 - Chad Girodo (C. Arkansas, 6-3)
11 - Jacob Lindgren (Auburn, 4-20)
10 - Chad Girodo (at Virginia, 6-9)
10 - Chad Girodo (vs. Indiana, 6-17)
9 - Evan Mitchell (Saint Joseph's, 3-2)
9 - Chad Girodo (UCA, 6-24)
8 - Brandon Woodruff (GSU, 2-19)
8 - Myles Gentry (Alcorn State, 3-19)
8 - Myles Gentry (South Carolina, 5-22)
7 - Will Cox (Samford, 2-24)
7 - Kendall Graveman (UCS, 3-10)
7 - Jacob Lindgren (LSU, 3-15)
7 - Jonathan Holder (Auburn, 4-18)
7 - Luis Pollorena (at Vanderbilt, 4-26)
6 - Evan Mitchell (Portland, 2-16)
6 - Jacob Lindgren (Purdue, 2-22)
6 - Chad Girodo (Rhode Island, 2-26)
6 - Luis Pollorena (MVSU, 3-5)
6 - Jacob Lindgren (at UK, 3-22)
6 - Kendall Graveman (at UK, 3-23b)
6 - Kendall Graveman (at TAMU, 4-13)
6 - Luis Pollorena (Alabama, 5-4a)
6 - Jonathan Holder (Alabama, 5-5)

QUALITY STARTS (6 IP+3 ER OR LESS)

NO.	DATE	OPPONENT	PITCHER (DEC.)	IP (H, R-ER, BB, K)
1.	2-15	Portland	Jacob Lindgren	(W, 1-0) 6.0 (5, 1-1, 3, 3)
2.	2-17	Portland	Kendall Graveman	(W, 1-0) 6.1 (2, 0-0, 4, 4)
3.	2-19	Grambling	Brandon Woodruff	(W, 1-0) 6.0 (5, 0-0, 1, 8)
4.	2-24	Samford	Will Cox	(W, 1-0) 7.0 (2, 1-1, 1, 7)
5.	3-1	Saint Joseph's	Jacob Lindgren	(W, 2-0) 7.0 (1, 0-0, 1, 13)
6.	3-17	LSU	Kendall Graveman	(W, 2-1) 6.0 (7, 1-1, 3, 4)
7.	3-30	at Arkansas	Kendall Graveman	(W, 3-2) 9.0 (5, 1-1, 0, 5)
8.	4-2	at South Alabama	Brandon Woodruff	(ND) 6.0 (3, 1-1, 0, 4)
9.	4-5	Florida	Luis Pollorena	(W, 5-1) 6.0 (6, 2-2, 2, 4)
10.	4-6	Florida	Kendall Graveman	(W, 4-2) 9.0 (5, 0-0, 2, 2)
11.	4-12	at Texas	A&M Luis Pollorena	(W, 6-1) 6.1 (5, 2-1, 3, 2)
12.	4-13	at Texas A&M	Kendall Graveman	(W, 5-2) 9.0 (9, 3-3, 0, 6)
13.	4-19	Auburn	Kendall Graveman	(L, 5-3) 7.0 (10, 3-1, 1, 5)
14.	4-20	Auburn	Jacob Lindgren	(W, 4-1) 8.0 (5, 0-0, 2, 11)
15.	4-26	at Vanderbilt	Luis Pollorena	(L, 6-2) 7.1 (7, 3-3, 4, 7)
16.	5-17	South Carolina	Kendall Graveman	(ND) 6.1 (5, 2-2, 1, 4)

SEC WEEKEND ROTATION

OPPONENT (W-L)	GAME 1 (DEC.)	GAME 2 (DEC.)	GAME 3 (DEC.)
LSU (L-L-W)	Lindgren (ND)	E. Mitchell (L)	Graveman (W)
at Kentucky (W-L-L)	Lindgren (ND)	Graveman (L)	E. Mitchell (ND)
at Arkansas (L-W-L)	Pollorena (L)	Graveman (W)	Bracewell (L)
Florida (W-W-L)	Pollorena (W)	Graveman (W)	Lindgren (L)
at Texas A&M (W-W-W)	Pollorena (W)	Graveman (W)	Lindgren (W)
Auburn (W-L-W)	Pollorena (ND)	Graveman (L)	Lindgren (W)
at Vanderbilt (L-L-L)	Pollorena (L)	Graveman (L)	Lindgren (L)
Alabama (W-W-W)	Pollorena (ND)	Graveman (ND)	Lindgren (ND)
at Ole Miss (L-L-W)	Pollorena (L)	Graveman (LD)	Lindgren (ND)
South Carolina (W-L-W)	Pollorena (ND)	Graveman (ND)	Lindgren (ND)



2013 PITCHING STARTS

DATE	PITCHER (OPP)	IP	H	R-ER	BB	SO	2B	3B	HR	WP	HBP	SCORE	DEC.
Feb. 15	Jacob Lindgren (Portland)	6.0	5	1-1	3	3	2	0	0	0	0	16-1	W, 1-0
Feb. 16	Evan Mitchell (Portland)	5.0	3	1-1	3	6	1	0	0	1	0	2-1	ND
Feb. 17	Kendall Graveman (Portland)	6.1	2	0-0	4	4	0	0	0	0	0	7-1	W, 1-0
Feb. 17	Will Cox (Portland)	3.0	3	0-0	2	2	0	0	0	0	1	6-0	ND
Feb. 19	Brandon Woodruff (Grambling State)	6.0	5	0-0	1	8	0	0	0	0	1	2-0	2, 1-0
Feb. 22	Jacob Lindgren (Purdue)	5.1	3	1-1	0	6	0	0	0	0	1	3-2	ND
Feb. 23	Evan Mitchell (Samford)	3.0	0	1-1	2	1	0	0	0	2	1	8-2	ND
Feb. 23	Kendall Graveman (Purdue)	3.1	6	4-2	1	1	1	0	0	0	0	7-6	ND
Feb. 24	Will Cox (Samford)	7.0	2	1-1	1	7	0	0	1	0	0	8-1	W, 1-0
Feb. 26	Luis Pollorena (Rhode Island)	4.1	5	2-2	3	3	0	0	0	0	1	13-2	ND
Feb. 27	Brandon Woodruff (Rhode Island)	4.0	2	3-2	4	10	0	0	0	0	0	17-3	ND
March 1	Jacob Lindgren (Saint Joseph's)	7.0	11	0-0	1	13	0	0	0	0	0	10-0	W, 2-0
March 2	Evan Mitchell (Saint Joseph's)	5.0	3	1-1	5	9	1	0	0	0	0	4-1	ND
March 2	Kendall Graveman (Saint Joseph's)	5.1	3	2-1	2	4	0	0	0	0	0	3-2	ND
March 3	Will Cox (Saint Joseph's)	5.0	4	0-0	1	6	0	0	0	0	2	2-0	W, 2-0
March 5	Brandon Woodruff (Miss. Valley St.)	0.1	1	1-1	1	0	0	0	0	0	1	14-2	ND
March 8	Jacob Lindgren (Central Arkansas)	0.1	1	0-0	0	0	0	0	0	0	0	4-2	ND
March 9	Evan Mitchell (Central Arkansas)	2.2	1	1-1	3	3	0	0	0	0	2	5-7(10)	ND
March 10	Kendall Graveman (Central Arkansas)	5.2	5	4-3	1	7	1	0	0	1	3	3-7	L, 1-1
March 12	Luis Pollorena (vs. Southern Miss)	5.0	9	5-4	0	4	2	0	0	0	0	13-5	W, 4-0
March 15	Jacob Lindgren (LSU)	5.2	5	3-3	0	7	0	0	1	0	1	4-6	ND
March 16	Evan Mitchell (LSU)	4.0	1	3-2	3	4	0	0	1	1	1	3-7	L, 0-1
March 17	Kendall Graveman (LSU)	6.0	7	1-1	3	4	1	0	0	0	0	10-2	W, 2-1
March 19	Brandon Woodruff (Alcorn St.)	0.2	3	4-3	2	0	0	0	0	0	1	7-6	ND
March 22	Jacob Lindgren (at Kentucky)	4.1	6	4-4	4	6	1	0	0	1	0	8-4	ND
March 23	Kendall Graveman (at Kentucky)	5.0	7	3-3	1	6	2	0	1	0	0	2-3	L, 2-2
March 23	Evan Mitchell (at Kentucky)	0.0	0	3-3	3	0	0	0	0	0	1	3-4	ND
March 26	Will Cox (Austin Peay)	1.1	5	4-4	2	2	1	0	0	0	0	13-5	ND
March 29	Luis Pollorena (at Arkansas)	6.1	4	4-4	8	5	0	0	0	0	0	4-5	L, 4-1
March 30	Kendall Graveman (at Arkansas)	9.0	5	1-1	0	5	1	0	0	0	1	4-1	W, 3-2
March 31	Ben Bracewell (at Arkansas)	0.0	2	3-3	2	0	1	0	0	0	0	1-3	L, 0-1
April 2	Brandon Woodruff (at South Alabama)	6.0	3	1-1	0	4	1	0	0	1	0	6-4	ND
April 5	Luis Pollorena (Florida)	6.0	6	2-2	2	4	2	0	0	0	0	7-3	W, 5-1
April 6	Kendall Graveman (Florida)	9.0	5	0-0	0	0	0	0	0	2	2	2-0	W, 4-2
April 7	Jacob Lindgren (Florida)	4.0	4	3-3	0	2	0	0	0	0	1	3-8	L, 2-1
April 9	Brandon Woodruff (vs. Ole Miss)	1.1	3	1-1	0	0	0	0	0	0	0	5-1	ND
April 12	Luis Pollorena (at Texas A&M)	6.1	5	2-1	3	2	3	0	0	0	0	3-2	W, 6-1
April 13	Kendall Graveman (at Texas A&M)	9.0	9	3-3	0	6	0	0	2	0	0	9-3	W, 5-2
April 14	Jacob Lindgren (at Texas A&M)	5.1	3	3-1	3	5	0	0	0	0	0	15-4	W, 3-1
April 18	Luis Pollorena (Auburn)	3.1	5	3-3	2	3	1	0	0	0	1	6-3	ND
April 19	Kendall Graveman (Auburn)	7.0	10	3-1	1	5	0	0	0	1	0	1-3	L, 5-3
April 20	Jacob Lindgren (Auburn)	8.0	5	0-0	2	11	1	0	0	0	1	6-0	W, 4-1
April 23	Evan Mitchell (at Memphis)	1.0	0	0-0	4	1	0	0	0	0	0	12-1	ND
April 26	Luis Pollorena (at Vanderbilt)	7.1	7	3-3	4	7	2	0	0	0	1	1-3	L, 6-2
April 27	Kendall Graveman (at Vanderbilt)	5.0	10	4-2	3	3	3	0	0	0	1	2-5	L, 5-4
April 28	Jacob Lindgren (at Vanderbilt)	0.2	3	5-5	0	1	1	0	0	0	1	3-8	L, 4-2
May 3	Luis Pollorena (Alabama)	4.1	5	5-5	2	6	1	0	1	0	0	10-6	ND
May 4	Kendall Graveman (Alabama)	6.0	6	4-4	1	3	0	0	1	0	0	5-4	ND
May 5	Jacob Lindgren (Alabama)	3.0	7	2-1	1	4	0	0	0	0	0	7-6	ND
May 10	Luis Pollorena (at Ole Miss)	5.2	5	2-2	0	3	0	0	1	0	0	0-3	L, 6-3
May 11	Kendall Graveman (at Ole Miss)	4.1	7	6-6	3	1	1	1	0	0	1	8-10	L, 5-5
May 12	Jacob Lindgren (at Ole Miss)	1.0	2	3-3	2	1	0	0	0	0	1	7-6	ND
May 14	Trevor Fitts (Oral Roberts)	3.0	4	2-1	0	2	0	0	0	0	0	3-2	ND
May 16	Luis Pollorena (South Carolina)	4.2	5	4-4	1	0	3	0	0	0	0	5-4	ND
May 17	Kendall Graveman (South Carolina)	6.1	5	2-2	1	4	0	0	0	1	0	3-5	ND
May 18	Jacob Lindgren (South Carolina)	4.1	5	1-1	1	4	0	0	1	0	0	7-2	ND
May 21	Trevor Fitts (vs. Missouri)	3.1	3	1-1	0	2	0	0	0	2	0	2-1	ND
May 22	Luis Pollorena (South Carolina)	3.1	4	3-3	3	2	0	0	0	1	0	5-3	ND
May 23	Kendall Graveman (Texas A&M)	4.1	5	4-2	0	2	0	0	0	0	0	6-4	ND
May 25	Jacob Lindgren (Vanderbilt)	1.0	2	6-3	1	2	1	0	0	0	2	8-16	L, 4-3
May 31	Kendall Graveman (Central Arkansas)	6.1	4	2-1	2	5	0	0	0	0	1	5-3	W, 6-5
June 1	Luis Pollorena (South Alabama)	3.2	4	2-2	1	0	0	0	0	0	1	6-2	ND
June 2	Trevor Fitts (Central Arkansas)	2.2	1	2-0	2	1	0	0	0	1	0	2-5	ND
June 3	Ben Bracewell (Central Arkansas)	2.1	1	0-0	2	5	1	0	0	0	0	6-1	ND
June 8	Kendall Graveman (at Virginia)	5.1	9	6-4	2	3	1	0	1	1	0	11-6	W, 7-5
June 9	Trevor Fitts (at Virginia)	2.1	2	1-1	0	0	0	0	1	0	0	6-5	ND
June 15	Kendall Graveman (vs. Oregon State)	4.2	6	4-2	2	1	2	1	0	0	0	5-4	ND
June 17	Trevor Fitts (vs. Virginia)	2.1	2	1-1	1	4	0	0	0	1	0	5-4	ND
June 21	Kendall Graveman (vs. Oregon State)	5.2	4	1-1	1	2	1	0	0	0	0	4-1	W, 8-5
June 24	Trevor Fitts (vs. UCLA)	1.1	3	1-1	0	3	0	0	0	1	0	3-1	L, 0-1
June 25	Luis Pollorena (vs. UCLA)	1.0	1	1-0	0	0	0	0	0	0	1	0-8	L, 6-4

FINAL CAREER STATISTICS



NICK AMMIRATI'S CAREER STATISTICS

YEAR	AVG	GP-GS	AB	R	H	2B	3B	HR	RBI	BB	HB	SO	SF	SH	SB-SA	SLG	OBP	E	FLD
2012	.250	13-3	12	0	3	0	0	0	2	0	1	3	0	0	0-1	.250	.308	0	1.000
2013	.246	51-49	167	23	41	3	0	1	23	16	4	25	3	9	2-3	.281	.321	7	.984
Career	.246	64-52	179	23	44	3	0	1	25	16	5	28	3	9	2-4	.279	.320	7	.985

NICK AMMIRATI'S SOUTHEASTERN CONFERENCE STATISTICS

YEAR	AVG	GP-GS	AB	R	H	2B	3B	HR	RBI	BB	HB	SO	SF	SH	SB-SA	SLG	OBP	E	FLD
2012	.250	7-0	4	0	1	0	0	0	1	0	0	0	0	0	0-0	.250	.250	0	1.000
2013	.276	22-20	76	11	21	1	0	1	14	3	2	14	1	2	1-2	.329	.317	1	.994
Career	.275	29-20	80	11	22	1	0	1	15	3	2	14	1	2	1-2	.325	.314	1	.994

NICK FLAIR'S CAREER STATISTICS

YEAR	AVG	GP-GS	AB	R	H	2B	3B	HR	RBI	BB	HB	SO	SF	SH	SB-SA	SLG	OBP	E	FLD
2013	.571	9-0	7	2	4	1	0	0	5	1	1	2	0	0	0-0	.714	.667	1	.900
Career	.571	9-0	7	2	4	1	0	0	5	1	1	2	0	0	0-0	.714	.667	1	.900

ADAM FRAZIER'S CAREER STATISTICS

YEAR	AVG	GP-GS	AB	R	H	2B	3B	HR	RBI	BB	HB	SO	SF	SH	SB-SA	SLG	OBP	E	FLD
2011	.274	38-18	95	10	26	0	0	0	14	3	0	14	1	2	4-5	.277	.296	3	.974
2012	.371	64-64	245	45	91	16	1	0	26	50	4	24	2	5	9-15	.445	.482	14	.957
2013	.352	71-71	304	62	107	20	7	0	38	23	2	26	3	5	9-13	.464	.398	14	.963
Career	.348	173-153	643	117	224	36	8	0	78	76	6	63	6	12	22-33	.429	.419	39	.962

ADAM FRAZIER'S SOUTHEASTERN CONFERENCE STATISTICS

YEAR	AVG	GP-GS	AB	R	H	2B	3B	HR	RBI	BB	HB	SO	SF	SH	SB-SA	SLG	OBP	E	FLD
2011	.222	22-13	63	6	14	0	0	0	9	3	0	8	0	1	2-3	.222	.258	3	.964
2012	.319	30-30	113	17	36	4	1	0	12	24	2	13	2	3	1-4	.372	.440	6	.961
2013	.287	30-30	129	21	37	8	2	0	13	49	0	13	2	2	1-4	.380	.338	5	.970
Career	.285	82-73	305	44	87	12	3	0	34	38	2	34	4	6	4-11	.344	.364	14	.965

SAM FROST'S CAREER STATISTICS

YEAR	AVG	GP-GS	AB	R	H	2B	3B	HR	RBI	BB	HB	SO	SF	SH	SB-SA	SLG	OBP	E	FLD
2010	.248	45-32	113	24	28	8	1	0	13	13	4	35	2	2	4-5	.336	.341	11	.934
2011	.184	40-11	38	11	7	1	0	0	3	11	0	12	1	1	4-5	.211	.360	2	.959
2012	.214	56-41	140	18	30	8	0	0	20	16	7	34	3	7	8-11	.271	.319	15	.917
2013	.302	50-25	96	20	29	3	1	0	10	13	3	19	2	5	7-7	.354	.395	11	.890
Career	.243	191-109	387	73	94	20	2	0	46	53	14	100	8	15	23-28	.305	.348	39	.929

SAM FROST'S SOUTHEASTERN CONFERENCE STATISTICS

YEAR	AVG	GP-GS	AB	R	H	2B	3B	HR	RBI	BB	HB	SO	SF	SH	SB-SA	SLG	OBP	E	FLD
2010	.224	25-16	58	10	13	4	0	0	3	6	2	18	1	1	1-2	.293	.313	6	.936
2011	.250	16-2	12	2	3	1	0	0	0	0	0	5	0	0	1-2	.333	.440	1	.950
2012	.250	30-23	76	12	19	5	0	0	10	11	4	15	1	6	1-3	.316	.338	5	.945
2013	.343	18-10	35	6	12	1	0	0	2	3	1	8	1	4	3-3	.371	.400	4	.882
Career	.260	89-51	181	44	87	12	3	0	15	20	7	46	3	11	6-10	.320	.351	16	.933

TYLER FULLERTON'S CAREER STATISTICS

YEAR	AVG	GP-GS	AB	R	H	2B	3B	HR	RBI	BB	HB	SO	SF	SH	SB-SA	SLG	OBP	E	FLD
2012	.215	35-27	93	12	20	5	0	0	7	9	5	17	0	4	1-2	.269	.318	2	.955
2013	.263	13-4	19	6	5	0	0	0	4	1	1	7	0	0	1-1	.263	.333	0	1.000
Career	.223	48-31	112	18	25	5	0	0	11	10	6	24	0	4	2-3	.268	.320	2	.956

TYLER FULLERTON'S SOUTHEASTERN CONFERENCE STATISTICS

YEAR	AVG	GP-GS	AB	R	H	2B	3B	HR	RBI	BB	HB	SO	SF	SH	SB-SA	SLG	OBP	E	FLD
2012	.152	24-19	66	6	10	2	0	0	5	6	4	11	0	1	0-1	.182	.263	1	.964
2013	.000	1-1	3	0	0	0	0	0	0	0	0	2	0	0	0-0	.000	.000	0	.000
Career	.152	25-20	69	6	10	2	0	0	5	6	4	13	0	1	0-1	.174	.253	1	.964

CHAD GIRODO'S CAREER PITCHING STATISTICS

YEAR	ERA	W-L	GP	GS-CG	SH	SV	IP	H	R-ER	BB	SO	2B	3B	HR	WP	HB
2010	7.40	2-3	19	4-1	0	0	48.2	68	48-40	16	28	16	4	12	2	3
2011	5.76	3-0	17	1-0	0	0	29.2	37	23-19	11	29	8	1	3	0	3
2012	5.87	0-1	11	0-0	1	0	7.2	13	7-5	1	6	7	1	1	1	2
2013	1.36	9-1	36	0-0	1	0	59.2	47	15-9	19	82	7	1	0	2	7
Career	4.51	14-5	83	5-1	2	0	145.2	165	93-73	47	145	38	7	16	5	15



FINAL CAREER STATISTICS

CHAD GIRODO'S SOUTHEASTERN CONFERENCE STATISTICS

YEAR	ERA	W-L	GP	GS-CG	SH	SV	IP	H	R-ER	BB	SO	2B	3B	HR	WP	HB
2010	11.88	0-3	10	1-0	0	0	16.2	29	29-22	6	10	5	2	6	1	2
2011	3.86	3-0	11	0-0	0	0	11.2	15	6-5	1	13	3	0	3	0	1
2012	9.00	0-0	4	0-0	0	0	1.0	4	3-1	1	1	3	1	0	0	0
2013	2.08	2-1	16	10-3	1	0	13.0	12	5-3	8	14	1	0	0	2	2
Career	6.59	5-4	41	11-3	1	0	42.1	60	43-31	16	38	12	3	9	4	5

KENDALL GRAVEMAN'S CAREER PITCHING STATISTICS

YEAR	ERA	W-L	GP	GS-CG	SH	SV	IP	H	R-ER	BB	SO	2B	3B	HR	WP	HB
2010	7.02	2-4	19	4-1	1	1	50.0	58	43-39	32	21	9	1	3	7	6
2011	3.65	5-0	14	9-0	1	0	56.2	55	25-23	9	38	10	1	3	7	3
2012	2.81	4-4	16	16-2	1	0	89.2	84	36-28	21	59	12	1	1	2	13
2013	3.09	8-5	19	19-3	1	0	113.2	115	54-39	29	69	14	2	5	4	7
Career	3.69	19-13	68	48-6	4	1	310.0	312	158-127	91	187	45	5	12	20	29

KENDALL GRAVEMAN'S SOUTHEASTERN CONFERENCE STATISTICS

YEAR	ERA	W-L	GP	GS-CG	SH	SV	IP	H	R-ER	BB	SO	2B	3B	HR	WP	HB
2010	13.03	0-3	11	3-0	0	1	19.1	28	31-28	21	4	6	1	3	0	3
2011	4.76	0-0	3	1-0	0	0	11.1	15	6-6	2	6	3	0	2	2	2
2012	2.77	3-3	10	10-2	1	0	61.2	61	26-19	15	27	9	1	1	0	9
2013	3.11	4-4	10	10-3	1	0	66.2	71	27-23	15	39	8	1	4	2	3
Career	4.30	7-10	34	24-5	2	2	159.0	175	90-76	53	86	26	3	10	4	17

EVAN MITCHELL'S CAREER PITCHING STATISTICS

YEAR	ERA	W-L	GP	GS-CG	SH	SV	IP	H	R-ER	BB	SO	2B	3B	HR	WP	HB
2011	4.62	6-2	15	7-0	0	0	48.2	50	27-25	24	49	8	0	2	5	3
2012	3.52	2-1	13	4-0	0	0	38.1	31	20-15	28	43	3	1	1	10	5
2013	3.74	0-1	9	7-0	0	0	21.2	8	10-9	26	27	2	0	1	4	5
Career	4.06	8-4	37	18-0	0	0	108.2	89	57-49	78	119	13	1	4	19	13

EVAN MITCHELL'S SOUTHEASTERN CONFERENCE STATISTICS

YEAR	ERA	W-L	GP	GS-CG	SH	SV	IP	H	R-ER	BB	SO	2B	3B	HR	WP	HB
2011	3.48	1-0	6	1-0	0	0	10.1	12	6-4	6	5	0	0	0	2	0
2012	3.76	1-1	9	4-0	0	0	26.1	22	16-11	21	26	1	1	0	7	3
2013	11.25	0-1	3	2-0	0	0	4.0	1	6-5	7	4	0	0	1	1	2
Career	4.43	2-2	18	7-0	0	0	40.2	35	28-20	34	35	1	1	1	10	5

DARYL NORRIS' CAREER HITTING STATISTICS

YEAR	AVG	GP-GS	AB	R	H	2B	3B	HR	RBI	BB	HB	SO	SF	SH	SB-SA	SLG	OBP	E	FLD
2011	.277	32-27	94	19	26	5	1	0	20	19	3	22	2	0	1-1	.351	.407	4	.978
2012	.273	45-43	139	17	38	6	1	1	25	17	7	40	0	6	2-3	.353	.380	4	.949
2013	.219	33-23	64	9	14	3	0	0	8	9	3	18	2	1	0-0	.266	.333	3	.917
Career	.263	110-93	297	45	78	14	2	1	53	45	13	80	4	7	3-4	.333	.379	11	.963

DARYL NORRIS' SOUTHEASTERN CONFERENCE HITTING STATISTICS

YEAR	AVG	GP-GS	AB	R	H	2B	3B	HR	RBI	BB	HB	SO	SF	SH	SB-SA	SLG	OBP	E	FLD
2011	.237	15-11	38	6	9	2	0	0	1	7	1	11	0	0	1-1	.289	.370	2	.980
2012	.218	20-18	55	7	12	2	0	1	12	11	4	18	0	2	0-1	.309	.386	4	.871
2013	.050	12-7	20	2	1	0	0	0	0	4	0	7	0	0	0-0	.050	.208	0	1.000
Career	.195	47-36	113	15	22	4	0	1	13	22	5	36	0	2	1-2	.257	.350	6	.957

DARYL NORRIS' CAREER PITCHING STATISTICS

YEAR	ERA	W-L	GP	GS-CG	SH	SV	IP	H	R-ER	BB	SO	2B	3B	HR	WP	HB
2011	3.20	2-0	14	1-0	2	1	25.1	20	9-9	12	19	4	2	2	2	0
2012							--- Did Not Pitch ---									
2013	6.23	0-0	3	0-0	0	0	4.1	9	4-3	2	9	1	0	1	1	0
Career	3.64	2-0	17	2-0	2	1	29.2	29	13-12	14	28	5	2	3	3	0

DARYL NORRIS' SOUTHEASTERN CONFERENCE PITCHING STATISTICS

YEAR	ERA	W-L	GP	GS-CG	SH	SV	IP	H	R-ER	BB	SO	2B	3B	HR	WP	HB
2011	3.38	1-0	7	1-0	1	0	13.1	13	5-5	6	4	2	1	1	1	0
2012							--- Did Not Pitch ---									
2013	99.00	0-0	1	0-0	0	0	0.0	2	1-1	1	0	0	0	1	0	0
Career	4.05	1-0	8	1-0	1	0	13.1	15	6-6	7	4	2	1	2	1	0

FINAL CAREER STATISTICS



LUIS POLLORENA'S CAREER PITCHING STATISTICS

YEAR	ERA	W-L	GP	GS-CG	SH	SV	IP	H	R-ER	BB	SO	2B	3B	HR	WP	HB
2011	4.45	7-5	22	5-0	2	0	58.2	61	32-29	21	34	10	0	7	3	4
2012	1.85	4-0	16	4-0	1	0	34.0	24	9-7	6	24	8	0	1	0	6
2013	4.27	6-4	20	13-0	1	0	78.0	76	41-37	35	59	17	0	2	2	6
Career	3.85	17-9	58	22-0	4	0	170.2	161	82-73	62	117	35	0	10	5	16

LUIS POLLORENA'S SOUTHEASTERN CONFERENCE STATISTICS

YEAR	ERA	W-L	GP	GS-CG	SH	SV	IP	H	R-ER	BB	SO	2B	3B	HR	WP	HB
2011	5.76	3-3	10	3-0	0	0	29.2	39	22-19	13	14	9	0	3	2	2
2012	0.00	4-0	7	2-0	0	0	14.2	8	1-0	3	12	3	0	0	0	2
2013	4.47	2-3	9	8-0	0	0	48.1	43	25-24	23	33	12	0	2	0	3
Career	4.18	9-6	26	13-0	0	0	92.2	90	48-43	39	59	24	0	5	2	7

LUIS POLLORENA'S CAREER HITTING STATISTICS

YEAR	AVG	GP-GS	AB	R	H	2B	3B	HR	RBI	BB	HB	SO	SF	SH	SB-SA	SLG	OBP	E	FLD
2011	1.000	1-0	1	0	1	0	0	0	0	0	0	0	0	0	0-0	3	15	0	1.000
2012	.182	15-2	11	3	2	0	0	0	1	1	0	2	1	0	0-0	5	8	1	.929
2013	.000	35-13	3	0	0	0	0	0	0	1	0	1	0	0	0-0	.000	.250	5	.828
Career	.200	51-15	15	3	3	0	0	0	1	2	0	2	1	0	0-0	.200	.278	6	.902

TREY PORTER'S CAREER STATISTICS

YEAR	AVG	GP-GS	AB	R	H	2B	3B	HR	RBI	BB	HB	SO	SF	SH	SB-SA	SLG	OBP	E	FLD
2012	.259	60-59	205	26	53	9	0	5	24	29	15	27	1	3	1-4	.376	.388	1	.933
2013	.257	47-24	105	8	27	6	0	1	22	9	1	12	2	0	0-1	.343	.316	0	.000
Career	.528	107-83	310	34	80	15	0	6	46	38	16	39	3	3	1-5	.365	.365	1	.933

TREY PORTER'S SOUTHEASTERN CONFERENCE STATISTICS

YEAR	AVG	GP-GS	AB	R	H	2B	3B	HR	RBI	BB	HB	SO	SF	SH	SB-SA	SLG	OBP	E	FLD
2012	.288	30-29	104	15	30	6	0	2	11	15	7	14	0	1	1-3	.404	.413	1	.750
2013	.200	19-9	40	3	8	4	0	0	6	3	0	6	2	0	0-0	.300	.244	0	.000
Career	.254	49-38	144	18	38	10	0	2	17	18	7	20	2	1	1-3	.375	.368	1	.750

HUNTER RENFROE'S CAREER HITTING STATISTICS

YEAR	AVG	GP-GS	AB	R	H	2B	3B	HR	RBI	BB	HB	SO	SF	SH	SB-SA	SLG	OBP	E	FLD
2011	.154	14-5	26	4	4	1	0	0	2	3	0	8	1	0	0-0	.200	.241	0	1.000
2012	.252	61-60	230	24	58	16	0	4	25	21	6	51	2	5	7-8	.374	.328	2	.984
2013	.345	66-66	255	56	88	16	3	16	65	35	8	43	6	0	9-13	.620	.431	5	.990
Career	.294	140-131	510	84	150	33	3	20	92	59	14	101	9	5	16-21	.488	.377	7	.973

HUNTER RENFROE'S SOUTHEASTERN CONFERENCE STATISTICS

YEAR	AVG	GP-GS	AB	R	H	2B	3B	HR	RBI	BB	HB	SO	SF	SH	SB-SA	SLG	OBP	E	FLD
2011	.200	7-4	15	2	3	1	0	0	0	1	0	3	0	0	0-0	.286	.267	0	1.000
2012	.254	30-30	118	14	30	10	0	3	12	6	2	25	0	5	1-1	.415	.302	1	.985
2013	.333	30-30	111	28	37	4	0	9	22	25	2	22	2	0	3-5	.613	.457	3	.951
Career	.288	66-64	243	44	70	15	0	12	34	32	4	49	2	5	4-6	.498	.377	4	.969

HUNTER RENFROE'S CAREER PITCHING STATISTICS

YEAR	ERA	W-L	GP	GS-CG	SH	SV	IP	H	R-ER	BB	SO	2B	3B	HR	WP	HB
2011	9.64	0-0	6	0-0	0	0	4.2	8	6-5	4	2	3	0	0	1	0
2012									--- Did Not Pitch ---							
2013									--- Did Not Pitch ---							
Total	9.64	0-0	6	0-0	0	0	4.2	8	6-5	4	2	3	0	0	1	0

MITCH SLAUTER'S CAREER STATISTICS

YEAR	AVG	GP-GS	AB	R	H	2B	3B	HR	RBI	BB	HB	SO	SF	SH	SB-SA	SLG	OBP	E	FLD
2012	.232	64-62	220	35	51	10	1	3	23	33	11	46	4	8	0-2	.327	.354	6	.990
2013	.242	37-27	99	11	24	6	1	1	15	16	6	30	1	6	2-2	.354	.377	3	.986
Career	.235	101-89	319	46	75	16	2	4	38	49	17	76	5	14	2-4	.335	.362	9	.989

MITCH SLAUTER'S SOUTHEASTERN CONFERENCE STATISTICS

YEAR	AVG	GP-GS	AB	R	H	2B	3B	HR	RBI	BB	HB	SO	SF	SH	SB-SA	SLG	OBP	E	FLD
2012	.225	30-30	111	18	25	3	1	2	11	14	4	18	3	2	0-2	.324	.326	2	.992
2013	.147	14-10	34	0	5	0	0	0	3	5	3	12	0	1	0-0	.147	.310	1	.985
Career	.207	44-40	145	18	30	3	1	2	14	19	7	30	3	3	0-2	.283	.332	3	.991



INDIVIDUAL SCHOOL RECORDS

HITTING

GAMES PLAYED

Season: 71 (by 7 players in 1990, Adam Frazier in 2013)

Career: 251 (Burke Masters, 1987-90)

AT-BATS

Game: 8 (Burke Masters vs. Alabama, 5/7/89; Bill Etheridge vs. Ole Miss, 1963; Steve Gendron at Georgia, 5/11/03, Edward Easley at Ole Miss, 4/29/07, Adam Frazier & **Brett Pirtle vs. Missouri, 5/21/13**)

Season: 304 (Adam Frazier, 2013)

Career: 998 (Jeffrey Rea, 2004-07)

RUNS SCORED

Game: 6 (Terry Murphy vs. Vanderbilt, 1956)

Season: 87 (Rafael Palmeiro, 1984)

Career: 232 (Dan Van Cleve, 1981-85)

HITS

Game: 6 (Terry Murphy vs. Vanderbilt, 4/7/56; Don Bell vs. Arkansas, 4/15/66; Tracy Echols vs. Kentucky, 4/30/89; Burke Masters vs. Florida State, 5/26/90; Adam Frazier at Virginia, 6/8/13)

Season: 107 (Adam Frazier, 2013)

Career: 335 (Jeffrey Rea, 2004-07)

DOUBLES

Game: 3 (Multiple; Last: Jet Butler vs. Valparaiso, 3/11/09)

Season: 27 (Pete Young, 1989)

Career: 71 (Travis Chapman, 1997-2000)

TRIPLES

Inning: 2 (Don Gardiner vs. Vanderbilt, 4/7/56)

Game: 2 (Don Gardiner vs. Vanderbilt, 4/7/56; Spud Wieniewitz vs. Alabama, 1974; Larry Pavlou vs. Southern Miss, 3/25/79; Brad Winkler vs. Alabama, 3/15/80, G-1; Brent Brownlee at South Alabama, 5/3/2011)

Season: 12 (Mike Kelley, 1979)

Career: 20 (Mike Kelley, 1976-79)

HOME RUNS

Game: 3 (Del Unser vs. Ole Miss, 5/9/65; Del Bender vs. Birmingham-Southern, 4/19/78; Rafael Palmeiro vs. Jackson State, 4/16/84, G-1; Dan Paradoa vs. Mississippi College, 4/28/86; Tommy Raffo vs. Delta State, 4/11/90; Brad Jones at Southern Miss, 4-6-04; Jason Nappi at UAB, 3/18/08; Ryan Duffy vs. Jackson State, 4/6/10)

Season: 29 (Bruce Castoria, 1981; Rafael Palmeiro, 1984)

Career: 67 (Rafael Palmeiro, 1983-85)

GRAND SLAMS

Game: 1 (Multiple; Last: Jonathan Ogden vs. Lamar, 2/20/11)

Season: 4 (Bruce Castoria, 1981)

Career: 5 (Bruce Castoria, 1979-82)

RUNS BATTED IN

Game: 11 (Jason Nappi at UAB, 3/18/08)

Season: 98 (Bruce Castoria, 1981)

Career: 265 (Richard Lee, 1995-98)

BATTING AVERAGE

Season: .459 (Nat Showalter, 1977)

Career: .391 (Will Clark, 1983-85)

TOTAL BASES

Game: 15 (Ryan Duffy vs. Jackson State, 4/6/10)

Season: 209 (Rafael Palmeiro, 1984)

Career: 544 (Richard Lee, 1995-98)

SLUGGING PERCENTAGE

Season: .886 (Rafael Palmeiro, 1984-209 TB/ 236 AB)

Career: .811 (Will Clark, 1983-85 — 433 TB/ 534 AB)

HITTING STREAK

Season: 30 games (Thomas Berkery, 2006)

Career: 31 games (Rex Buckner, last 13 in 1992; first 18 in 1993)

STRIKEOUTS

Season: 71 (David Hayman, 1996)

Career: 224 (David Hayman, 1993-96)

BASE ON BALLS

Game: 5 (Brad Winkler vs. Arizona, 3/11/81)

Season: 69 (Jody Hurst, 1989)

Career: 164 (Brad Winkler, 1980-83)

STOLEN BASES

Game: 4 (Brad Winkler vs. Arizona, 3/11/81)

Season: 38 (Dan Van Cleve, 1985)

Career: 79 (Mike Kelley, 1976-79)

HIT BY PITCH

Season: 20 (Jarrod Parks, 2011; **Brett Pirtle, 2013**)

Career: 44 (Travis Chapman, 1997-2000)

SACRIFICE HITS

Season: 11 (Demarcus Henderson, 2013)

Career: 17 (**C.T. Bradford, 2011-Today**)

SACRIFICE FLIES

Season: 9 (Richard Lee, 1997)

Career: 22 (Travis Chapman, 1997-2000)

PITCHING

APPEARANCES

Season: 39 (Jon Harden, 1992; Van Johnson, 1997)

Career: 115 (Van Johnson, 1995-98)

RELIEF APPEARANCES

Season: 39 (Jon Harden, 1992; Van Johnson, 1997)

Career: 115 (Van Johnson, 1995-98)

GAMES STARTED

Season: 22 (Bobby Reed, 1990)

Career: 63 (Jeff Brantley, 1982-85)

GAMES WON

Season: 18 (Jeff Brantley, 1985)

Career: 45 (Jeff Brantley, 1982-85)

GAMES LOST

Season: 7 (Butch Holmes, 1974; David Hooten, 1996; Caleb Reed, 2010)

Career: 18 (Don Robinson, 1975-78)

WINNING PERCENTAGE

Season: 1.000 (Ross Mitchell, 13-0, 2013; Frank Montgomery, 10-0, 1962)

Career: .857 — 18-3 (Jerry Thompson, 1968-71)

EARNED RUN AVERAGE

Season: 0.63 (Dennis Hall, 1970)

Career: 1.79 (Frank Montgomery, 1961-63)

SAVES

Season: 21 (Jonathan Holder, 2013)

Career: 30 (Jonathan Holder, 2012-Today)

PITCHING (CONTINUED...)

COMPLETE GAMES

Season: 16 (Don Mundie, 1981)
Career: 36 (Mike Proffitt, 1969-72)

SHUTOUTS

Season: 4 (Mike Proffitt, 1971; B.J. Wallace, 1992)
Career: 11 (Mike Proffitt, 1969-72)

CONSECUTIVE SCORELESS INNINGS

Season: 27.1 (Jonathan Holder, 2012)

INNINGS PITCHED

Game: 14 (James Carroll vs. Alabama, 4/2/66)
Season: 145.2 (Jeff Brantley, 1985)
Career: 427 (Jeff Brantley, 1982-85)

STRIKEOUTS

Game: 26 (Willie Mitchell vs. LSU, 1909)
Season: 174 (Eric DuBose, 1996)
Career: 428 (Eric DuBose, 1995-97)

WALKS

Game: 9 Steve D'Ercole vs. Livingston (3/19/81)
Season: 67 (Eric DuBose, 1997)
Career: 175 (Jeff Brantley, 1982-85)

WILD PITCHES

Game: 4 (Nelson Arriete vs. Eastern Kentucky, 5/19/89; Gary Rath vs. Georgia, 3/29/92; Kyle Kennedy vs. LSU, 5/19/95)
Season: 20 (Eric DuBose, 1997)
Career: 32 (Nelson Arriete, 1986-89)

HOME RUNS ALLOWED

Season: 19 (Jeremy Jackson, 1998)
Career: 32 (Jeremy Jackson, 1995-98)

NO-HITTERS

Season: 1 (*-Willie Mitchell vs. LSU, 1909; R.H. Pepper vs. Mississippi College, 4/5/18; *-J.T. Peatross vs. Mississippi College, 4/6/18; Gene Henderson vs. Arkansas, 5/5/70-Gm 2; Jerry Thompson vs. Ill. Wesleyan, 1971; #-Don Robinson (6) & Gary Willoughby (1) vs. Western Illinois, 3/3/75-Gm 2; Gene Morgan vs. Hawaii-Hilo, 4/6/85)

-Combined no-hit shutout * - Perfect Game

SINGLE SEASON AND CAREER DEFENSIVE RECORDS

FIRST BASE

Season

Putouts: 636 (Wes Rea, 2012)
Assists: 53 (Will Clark, 1984)
Chances: 663 (Wes Rea, 2012)
Fielding Pct.: 1.000 (Chris Maloney, 1983)

Career

Putouts: 1691 (Tommy Raffo, 1987-90)
Assists: 140 (Tommy Raffo, 1987-90)
Chances: 1849 (Tommy Raffo, 1987-90)
Fielding Pct.: .990 (Tommy Raffo, 1987-90; Wes Rea, 2012-Today)

SECOND BASE

Season

Putouts: 136 (Howie McCann ,1978)
Assists: 185 (Brett Pirtle, 2013)
Chances: 313 (Pete White, 1983)
Fielding Pct.: .979 (Burke Masters, 1989)

Career

Putouts: 398 (Jeffrey Rea, 2004-07)
Assists: 619 (Jeffrey Rea, 2004-07)
Chances: 1,060 (Jeffrey Rea, 2004-07)
Fielding Pct.: .976 (Howie McCann, 1977-78)

THIRD BASE

Season

Putouts: 198 (Alex Detz, 2013)
Assists: 145 (John Scott, 1985)
Chances: 250 (Alex Detz, 2013)
Fielding Pct.: .980 (Alex Detz, 2013)

Career

Putouts: 198 (Alex Detz, 2013-Today)
Assists: 385 (Pete Young, 1987-89)
Chances: 548 (Pete Young, 1987-89)
Fielding Pct.: .935 (Chuck Daniel, 1989-92)

SHORTSTOP

Season

Putouts: 120 (Adam Frazier, 2013)
Assists: 241 (Adam Frazier, 2013)
Chances: 375 (Adam Frazier, 2013)
Fielding Pct.: .967 (Matthew Maniscalco, 2001)

Career

Putouts: 387 (Matthew Maniscalco, 2000-03)
Assists: 782 (Matthew Maniscalco, 2000-03)
Chances: 1221 (Matthew Maniscalco, 2000-03)
Fielding Pct.: .962 (Adam Frazier, 2011-13)

OUTFIELD

Season

Putouts: 157 (Jody Hurst, 1989)
Assists: 11 (Hunter Renfro, 2012)
Chances: 165 (Jody Hurst, 1989)
Fielding Pct.: 1.000 (Dave Klipstein, 1982)

Career

Putouts: 413 (Tracy Echols, 1986-87, 1989-90)
Assists: 21 (Mike Kelley, 1976-79)
Chances: 446 (Tracy Echols, 1986-87, 1989-90)
Fielding Pct.: .985 (Rafael Palmeiro, 1983-85)

CATCHER

Season

Putouts: 548 (Barry Patton, 1997)
Assists: 65 (Mitch Slaughter, 2012)
Chances: 603 (Barry Patton, 1997)
Fielding Pct.: .995 (Frank Portera, 1967)

Career

Putouts: 1127 (Barry Patton, 1995-98)
Assists: 110 (Barry Winford, 1986-89)
Chances: 1239 (Barry Patton, 1995-98)
Fielding Pct.: .993 (Jim Robinson, 1988-90)

SINGLE-GAME DEFENSIVE RECORDS

Putouts: 23 (Bruce Castoria vs. South Alabama, 3/25/80)
Assists: 10 Gator Thiesen vs. Tennessee, 5/11/84)
Chances: 24 (Bruce Castoria vs. South Alabama, 3/25/80)

Errors: 4 (Bruce Castoria vs. Alabama, 4/20/80; Scott Davidson vs. Louisiana Tech, 4/6/94-Gm1)
Double Plays: 5 (Craig Filippi vs. Auburn, 3/19/83-Gm1)



ALL-TIME TOP-10 LISTS: HITTING

BATTING AVERAGE

SINGLE SEASON

Player (Season)	AB	H	Avg.
1. Nat Showalter (1977)	146	67	.459
2. Will Clark (1985)	224	94	.420
3. Jackie Parker (1954)	55	23	.418
4. Rafael Palmeiro (1984)	236	98	.415
5. Brian Wiese (1998)	250	103	.412
6. Mark Gillaspie (1981)	207	85	.411
7. Rafael Palmeiro (1983)	234	95	.406
8. Travis Chapman (1999)	245	99	.404
9. Mike Kelley (1979)	235	94	.400
10. Charles Turner (2007)	208	83	.399

CAREER

Player (Seasons)	AB	H	Avg.
1. Will Clark (1983-85)	534	209	.391
2. Mark Gillaspie (1980-81)	362	139	.384
3. Rafael Palmeiro (1983-85)	720	268	.372
4. Jimmy Bragan (1948-50)	233	86	.369
5. Jackie Parker (1953-54)	142	52	.366
6. Tommy Raffo (1987-90)	760	278	.366
7. Braxton Nail (1952-55)	152	55	.362
8. Dan Paradoxa (1986-87)	441	159	.361
9. Brian Wiese (1996-99)	674	242	.359
10. Mike Kelley (1976-79)	748	267	.357

AT-BATS

SINGLE SEASON

Player (Season)	G	AB
1. Adam Frazier (2013)	71	304
2. David Mitchell (1990)	71	287
3. John Cohen (1990)	71	285
4. Burke Masters (1990)	71	283
5. Jon Shave (1990)	71	279
6. Matthew Maniscalco (2003)	63	278
7. Richard Lee (1997)	68	276
8. Tommy Raffo (1990)	70	271
9. Rusty Thoms (1998)	65	268
10. Tommy Raffo (1989)	68	266

CAREER

Player (Seasons)	G	AB
1. Jeffrey Rea (2004-07)	236	998
2. Steve Gendron (2001-04)	242	994
3. Matthew Maniscalco (2000-03)	246	993
4. Richard Lee (1995-98)	248	967
5. Burke Masters (1987-90)	251	937
6. Travis Chapman (1997-2000)	248	919
7. Brad Hildreth (1986-89)	237	877
8. Brad Freeman (1995-98)	246	870
9. Rex Buckner (1990-93)	240	837
10. Thomas Berkery (2003-06)	230	830

RUNS SCORED

SINGLE SEASON

Player (Season)	G	Runs
1. Rafael Palmeiro (1984)	61	87
2. Mark Gillaspie (1981)	63	81
3. Brooks Bryan (1997)	68	81
4. Dan Van Cleve (1983)	56	80
5. Jody Hurst (1989)	66	79
6. Will Clark (1985)	65	75
7. Mike Kelley (1979)	60	74
8. Dan Van Cleve (1985)	65	74
9. Pete Young (1989)	67	74
10. Burke Masters (1990)	71	73
Brad Freeman (1998)	65	73

CAREER

Player (Seasons)	G	Runs
1. Dan Van Cleve (1981-85)	219	232
2. Burke Masters (1987-90)	251	227
3. Rafael Palmeiro (1983-85)	183	224
4. Travis Chapman (1997-2000)	248	221
5. Richard Lee (1995-98)	248	219
6. Jeffrey Rea (2004-07)	236	207
7. Brad Winkler (1980-83)	212	203
8. Matthew Maniscalco (2000-03)	246	197
9. Brad Freeman (1995-98)	246	192
10. Tommy Raffo (1987-90)	218	186

HITS

SINGLE SEASON

Player (Season)	G	AB	Hits
1. Adam Frazier	71	304	107
2. Brian Wiese (1998)	64	250	103
3. Tommy Raffo (1989)	68	266	102
4. Richard Lee (1997)	68	276	100
5. Travis Chapman (1999)	63	245	99
6. Rafael Palmeiro (1984)	61	236	98
7. Tommy Raffo (1990)	70	271	97
8. Rafael Palmeiro (1983)	57	234	95
9. John Cohen (1990)	71	285	95
10. Will Clark (1985)	65	224	94
Mike Kelley (1979)	60	235	94
Matthew Maniscalco (2003)	63	278	94
Jeffrey Rea (2006)	60	253	94

CAREER

	Player (Seasons)	G	2B	
1.	Jeffrey Rea (2004-07)	236	998	335
2.	Richard Lee (1995-98)	248	967	328
3.	Travis Chapman (1997-00)	248	919	327
4.	Steve Gendron (2001-04)	242	994	316
5.	Burke Masters (1987-90)	251	937	295
6.	Matt. Maniscalco (2000-03)	246	993	279
7.	Tommy Raffo (1987-90)	218	760	278
8.	Brad Hildreth (1986-89)	237	877	275
9.	Rafael Palmeiro (1983-85)	183	720	268
10.	Mike Kelley (1976-79)	190	748	267

DOUBLES

SINGLE SEASON

Player (Season)	G	2B
1. Pete Young (1989)	67	27
2. Adam Piatt (1996)	61	26
3. Mitch Moreland (2007)	60	26
4. Rob Hauswald (1996)	61	24
5. Brian Wiese (1998)	64	24
6. Scott Tribolet (1995)	58	23
7. Jim Robinson (1990)	71	22
8. Travis Chapman (2000)	59	22
9. Brad Winkler (1983)	57	21
10. Dan Van Cleve (1985)	65	21
Gator Thiesen (1985)	64	21

CAREER

Player (Seasons)	G	2B
1. Travis Chapman (1997-2000)	248	71
2. Richard Lee (1995-98)	247	66
3. Pete Young (1987-89)	191	56
4. Dan Van Cleve (1981-85)	219	55
5. Matthew Maniscalco (2000-03)	246	54
6. John Cohen (1988-90)	198	53
7. Tommy Raffo (1987-90)	218	52
8. Rex Buckner (1990-93)	240	52
Adam Piatt (1995-97)	172	52
Connor Powers (2006-10)	202	52

TRIPLES

SINGLE SEASON

Player (Season)	G	3B
1. Mike Kelley (1979)	60	12
2. Adam Frazier (2013)	71	7
3. Gator Thiesen (1985)	64	6
4. Pete Young (1987)	61	6
5. Jim Howarth (1967)	31	5
Ted Milton (1970)	40	5
Brad Winkler (1981)	63	5
Dan Van Cleve (1983)	56	5
Tracy Echols (1986)	54	5
Jon Shave (1990)	71	5
Damian Scioneaux (1997)	68	5

CAREER

Player (Seasons)	G	2B
1. Mike Kelley (1976-79)	190	20
2. Ted Milton (1969-72)	151	14
3. Brad Winkler (1980-83)	212	12
4. Matthew Maniscalco (2000-03)	246	11
5. Rex Buckner (1990-93)	240	10
Jeff Butts (2003-06)	232	10
Ryan Collins (2008-11)	207	10
8. Gator Thiesen (1984-85)	125	9
Tracy Echols (1986-87,89-90)	237	9
Jeffrey Rea (2004-07)	236	9

HOME RUNS

SINGLE SEASON

Player (Season)	G	AB	HR
1. Bruce Castoria (1981)	63	229	29
Rafael Palmeiro (1984)	61	236	29
3. Will Clark (1984)	61	215	28
4. Will Clark (1985)	65	224	25
5. Tommy Raffo (1989)	68	266	22
6. Mark Gillaspie (1981)	63	207	20
Rafael Palmeiro (1985)	65	250	20
8. Richard Lee (1997)	68	276	19
Richard Lee (1998)	65	258	19
Brian Wiese (1999)	63	252	19
Brad Corley (2004)	59	245	19
Connor Powers (2009)	54	196	19

CAREER

Player (Seasons)	G	AB	HR
1. Rafael Palmeiro (1983-85)	183	720	67
2. Will Clark (1983-85)	175	534	61
3. Bruce Castoria (1979-82)	202	685	58
4. Connor Powers (2007-10)	202	754	54
5. Jon Knott (1998-2001)	228	822	51
6. Tracy Echols (1986-90)	237	750	47
7. Richard Lee (1995-98)	248	967	46
8. Tommy Raffo (1987-90)	218	760	45
9. David Hayman (1993-96)	221	721	44
10. Brian Wiese (1996-99)	201	674	37



Shortstop Adam Frazier, who was drafted in the sixth round of the 2013 MLB Draft by the Pittsburgh Pirates, led the NCAA in 2013 with a school-record 107 hits. The first player in MSU history to lead the country in base knocks, Frazier also garnered Perfect Game All-America honors en route to being named a Brooks Wallace Shortstop of the Year Finalist.

TOTAL BASES

SINGLE SEASON			
Player (Season)	G	TB	
1. Rafael Palmeiro (1984)	61	209	
2. Will Clark (1985)	65	191	
3. Tommy Raffo (1989)	68	185	
4. Bruce Castoria (1981)	63	180	
5. Will Clark (1984)	61	179	
6. Richard Lee (1997)	68	177	
7. Rafael Palmeiro (1983)	57	173	
Richard Lee (1998)	65	173	
Brian Wiese (1998)	64	173	
10. Brad Corley (2004)	59	166	

CAREER

Player (Seasons)	G	TB	
1. Richard Lee (1995-98)	248	544	
2. Rafael Palmeiro (1983-85)	183	530	
3. Travis Chapman (1997-2000)	248	482	
4. Tommy Raffo (1987-90)	218	477	
5. Connor Powers (2007-10)	202	471	
6. Matthew Maniscalco (2000-03)	246	468	
7. Jon Knott (1998-2001)	228	460	
8. Will Clark (1983-85)	175	433	
9. Tracy Echols (1986-87,89-90)	237	420	
10. Brian Wiese (1996-99)	201	417	

RUNS BATTED IN

SINGLE SEASON			
Player (Season)	G	AB	RBI
1. Bruce Castoria (1981)	63	229	98
2. Rafael Palmeiro (1984)	61	236	94
3. Will Clark (1984)	61	215	93
4. Richard Lee (1997)	68	276	90
5. Richard Lee (1998)	65	257	85
6. Tommy Raffo (1989)	68	266	80
7. Brad Winkler (1983)	57	218	79
8. Rafael Palmeiro (1983)	57	234	78
Mark Gillaspie (1981)	63	207	78
10. Will Clark (1985)	65	224	77

CAREER

Player (Seasons)	G	AB	RBI
1. Richard Lee (1995-98)	248	967	265
2. Rafael Palmeiro (1983-85)	183	720	239
3. Bruce Castoria (1979-82)	202	685	213
4. Tommy Raffo (1987-90)	218	760	207
5. Jon Knott (1998-2001)	228	822	206
Connor Powers (2007-10)	202	754	206
Travis Chapman (1997-00)	248	919	202
8. Will Clark (1983-85)	175	534	199
9. Tracy Echols (1986-87,89-90)	237	750	182
10. John Mitchell (1984-87)	228	710	179

WALKS

SINGLE SEASON			
Player (Season)	G	BB	
1. Jody Hurst (1989)	66	69	
2. Mark Gillaspie (1981)	63	66	
3. Jason Burkley (2001)	60	63	
4. Brad Winkler (1981)	63	58	
Will Clark (1985)	65	58	
6. Will Clark (1984)	61	57	
Tracy Echols (1990)	71	57	
8. Bob Parker (1984)	61	56	
9. Chuck Daniel (1991)	63	53	
Alex Detz (2013)	69	53	

CAREER

Player (Seasons)	G	BB	
1. Brad Winkler (1980-83)	212	164	
2. Tracy Echols (1986-87,89-90)	237	163	
3. Barry Winford (1986-89)	214	147	
4. Dan Van Cleve (1981-85)	219	143	
5. John Mitchell (1984-87)	228	142	
6. Rex Buckner (1990-93)	240	129	
7. Will Clark (1983-85)	175	126	
Ricky Joe Redd (1992-95)	228	126	
Jon Knott (1998-2001)	228	126	
10. Jody Hurst (1987-89)	166	119	

STOLEN BASES

SINGLE SEASON			
Player (Season)	G	SB	
1. Dan Van Cleve (1985)	65	38	
2. Grant Hogue (2009)	48	29	
3. Dave Klipstein (1981)	63	28	
4. Mike Kelley (1979)	60	27	
5. Nick Vickerson (2011)	63	26	
6. Mike Kelley (1977)	47	25	
Brad Winkler (1981)	63	25	
Grant Hogue (2008)	56	25	
9. Jon Shave (1990)	71	24	
10. Del Bender (1978)	56	21	

CAREER

Player (Seasons)	G	SB	
1. Mike Kelley (1976-79)	190	79	
2. Dan Van Cleve (1981-85)	219	70	
3. Brad Winkler (1980-83)	212	60	
4. Dave Klipstein (1979-82)	172	54	
Grant Hogue (2008-09)	103	54	
6. Pete White (1980-83)	196	51	
7. Matthew Maniscalco (2000-03)	246	46	
8. Jeffrey Rea (2004-07)	236	43	
9. Barry Winford (1986-89)	214	40	
Jon Shave (1987-90)	206	40	

STRIKEOUTS

SINGLE SEASON			
Player (Season)	G	SB	
1. David Hayman (1996)	59	227	71
2. Wes Rea (2012)	64	217	68
3. Steve Hegan (1991)	63	245	67
Brian Wiese (1999)	63	252	67
5. David Hayman (1994)	58	206	66
6. Connor Powers (2009)	64	196	64
7. Jon Mungle (2003)	60	204	63
8. David Hayman (1995)	58	205	62
9. Rob Norman (1991)	63	240	61
10. Richie Grayum (1988)	64	223	60

CAREER

Player (Season)	G	SB	
1. David Hayman (1993-96)	221	721	224
2. Connor Powers (2007-10)	202	754	187
3. Jon Knott (1998-2001)	228	822	179
4. Ricky Joe Redd (1992-95)	228	780	172
5. Tracy Echols (1986-87,89-90)	237	750	170
6. Steve Gendron (2001-04)	242	994	166
7. Steve Hegan (1990-93)	202	667	163
8. Barry Winford (1986-89)	214	714	160
9. Thomas Berkery (2003-06)	230	830	158
10. Richie Grayum (1987-89)	182	614	156

GAMES PLAYED

SINGLE SEASON		
Player (Season)	G	
1. John Cohen (1990)	71	
Tracy Echols (1990)	71	
Burke Masters (1990)	71	
David Mitchell (1990)	71	
Scott Mitchell (1990)	71	
Jim Robinson (1990)	71	
Jon Shave (1990)	71	
Adam Frazier (2013)	71	
9. Tommy Raffo (1990)	70	
10. Tommy Raffo (1989)	68	
Brooks Bryan (1997)	68	
Richard Lee (1997)	68	
Damian Scioneaux (1997)	68	

CAREER

Player (Seasons)	G	
1. Burke Masters (1987-90)	251	
2. Richard Lee (1995-98)	248	
Travis Chapman (1997-2000)	248	
4. Brad Freeman (1995-98)	246	
Matthew Maniscalco (2000-03)	246	
6. Steve Gendron (2001-04)	242	
7. Rex Buckner (1990-93)	240	
8. Brad Hildreth (1986-89)	237	
Tracy Echols (1986-87,89-90)	237	
10. Jeff Rea (2004-07)	236	

Third baseman Alex Detz ranked ninth in the country and second in the SEC in 2013 with 53 total walks. A member of the 2013 NCAA Starkville Regional All-Tournament Team, Detz also finished fourth in the SEC in on-base percentage (.449) and 12th in hits (76).



MS ALL-TIME TOP-10 LISTS: PITCHING

EARNED RUN AVERAGE

SINGLE SEASON

Player (Season)	IP	ER	ERA
1. Dennis Hall (1970)	57.0	4	0.63
2. Frank Montgomery (1962)	92.0	7	0.68
3. Jim Pruett (1957)	52.1	6	1.03
4. Butch Holmes (1973)	50.1	6	1.07
5. Bobby Reed (1988)	57.2	7	1.09
6. Jamie Gant (2003)	54.2	7	1.15
7. Mike Proffitt (1970)	68.0	9	1.19
8. Chad Girodo (2013)	59.2	9	1.36
9. Mike Proffitt (1972)	70.0	11	1.41
10. Lamar Pritchard (1974)	56.1	9	1.44

CAREER

Player (Seasons)	IP	ER	ERA
1. Frank Montgomery (1961-63)	171.1	34	1.79
2. Dennis Hall (1967-70)	156.1	32	1.84
3. Mike Proffitt (1969-72)	300.1	62	1.86
4. Brantley Jones (1967-70)	257.0	57	2.00
5. Jon Harden (1989-92)	255.2	65	2.29
6. Claude Passeau (1964-66)	129.1	33	2.30
7. Guy Raker (1960-62)	144.1	37	2.31
8. Pete Young (1987-89)	131.2	35	2.39
9. Butch Holmes (1971-74)	163.0	44	2.43
10. Jerry Thompson (1968-71)	184.2	50	2.44

STRIKEOUTS

SINGLE SEASON

Player (Season)	G	AB	SO
1. Eric DuBose (1996)	17	133.1	174
2. B.J. Wallace (1992)	19	127.1	145
3. Eric DuBose (1997)	21	118.2	145
4. Gary Rath (1994)	16	115.2	141
5. Jeff Brantley (1985)	23	145.2	136
6. Chris Stratton (2012)	17	109.2	127
7. Hank Thoms (1999)	18	118.1	121
8. Jeff Brantley (1984)	20	132.2	115
9. Eric DuBose (1995)	18	112.2	109
10. Jon Harden (1992)	39	91.1	108
Matt Ginter (1999)	19	93.2	108

CAREER

Player (Seasons)	G	AB	SO
1. Eric DuBose (1995-97)	56	364.2	428
2. Jeff Brantley (1982-85)	73	427.0	364
3. Chris Stratton (2010-12)	48	264.0	279
4. Paul Maholm (2001-03)	46	312.0	273
5. B.J. Wallace (1990-92)	51	265.0	271
6. Matt Ginter (1996-99)	55	225.2	269
7. Mike Proffitt (1969-72)	45	300.1	265
8. Don Robinson (1975-78)	56	323.1	262
9. Carlton Loewer (1992-94)	53	277.1	261
10. Gary Rath (1992-94)	44	239.1	238

WALKS

SINGLE SEASON

Player (Season)	G	AB	BB
1. Eric DuBose (1997)	21	118.2	67
2. Chris George (1991)	20	98.0	61
3. Ken Kurtz (1979)	19	116.0	56
B.J. Wallace (1991)	22	109.2	56
5. Jeff Brantley (1983)	19	100.1	55
Eric DuBose (1996)	17	133.1	55
Matt Ginter (1999)	19	93.2	55
8. Carlton Loewer (1994)	19	103.0	53
9. Don Mundie (1981)	21	145.0	52
10. Don Robinson (1977)	15	87.0	51

CAREER

Player (Seasons)	G	AB	BB
1. Jeff Brantley (1982-85)	73	427.0	175
2. Don Robinson (1975-78)	56	323.1	170
3. Eric DuBose (1995-97)	56	364.2	165
4. Chris George (1989-91)	58	288.1	143
5. Carlton Loewer (1992-94)	53	277.1	139
6. Don Mundie (1979-81)	56	309.0	129
7. Tracy Jobs (1987-90)	74	299.1	128
8. Matt Ginter (1997-99)	55	225.2	123
9. Nelson Arriete (1986-89)	55	213.0	120
10. Gary Rath (1992-94)	44	239.1	117

WINNING PERCENTAGE

SINGLE SEASON (MIN. — 8 DECISIONS)

Player (Season)	W-L	PCT.
1. ROSS MITCHELL (2013)	13-0	1.000
Frank Montgomery (1962)	10-0	1.000
Brantley Jones (1970)	9-0	1.000
Josh Reagan (1979)	8-0	1.000
Harold Myles (1983)	8-0	1.000
Bobby Reed (1988)	8-0	1.000
7. Jonathan Holder (2013)	2-0	1.000
8. Don Mundie (1979)	10-1	.909
9. Jeff Brantley (1985)	18-2	.900
10. Ken Tatum (1965)	7-1	.875
Dennis Hall (1967)	7-1	.875
Gene Morgan (1985)	14-2	.875
Chris George (1989)	7-1	.875
Justin Pigott (2006)	7-1	.875

CAREER (MIN. — 15 DECISIONS)

Player (Seasons)	W-L	PCT.
1. Jerry Thompson (1968-71)	18-3	.857
2. Bobby Reed (1987-90)	35-5	.833
3. Phillip Brandon (1947-49)	14-3	.824
4. Jeff Brantley (1982-85)	45-12	.789
5. Brantley Jones (1967-70)	27-8	.771
6. Gene Morgan (1984-85)	20-6	.769
7. Wayne Robbins (1956-58)	13-4	.765
8. Joe Sheppard (1948-50)	16-5	.762
Frank Montgomery (1961-63)	16-5	.762
10. Jon Harden (1989-92)	19-6	.760

WINS

SINGLE SEASON

Player (Season)	G	W
1. Jeff Brantley (1985)	23	18
2. Bobby Reed (1990)	25	15
3. Don Mundie (1981)	21	14
Gene Morgan (1985)	22	14
5. Jeff Brantley (1984)	20	13
Ross Mitchell (2013)	34	13
7. Ken Kurtz (1979)	19	12
Hans Herzog (1983)	20	12
Bobby Reed (1989)	21	12
10. Mike Proffitt (1971)	14	11
Steve Susce (1981)	17	11
Jeff Brantley (1983)	19	11
Mike Martin (1987)	25	11
Chris Stratton (2012)	17	11

CAREER

Player (Seasons)	G	W
1. Jeff Brantley (1982-85)	73	45
2. Bobby Reed (1987-90)	58	35
3. Mike Proffitt (1969-72)	45	30
4. Don Mundie (1979-81)	52	29
5. Brantley Jones (1967-70)	36	27
Eric DuBose (1995-97)	56	27
Paul Maholm (2000-03)	46	27
8. Don Robinson (1975-78)	56	24
9. Will McRaney (1983-86)	64	23
Tracy Jobs (1987-90)	74	23
Chris George (1989-91)	58	23
Jeremy Jackson (1995-98)	44	23

LOSSES

SINGLE SEASON

Player (Season)	G	L
1. Todd Doolittle (2005)	14	8
2. Butch Holmes (1974)	10	7
David Hooten (1996)	18	7
Matt Ginter (1999)	19	7
Justin Pigott (2007)	17	7
Caleb Reed (2010)	25	7
7. 10 tied with seven losses		

CAREER

Player (Seasons)	G	L
1. Don Robinson (1975-78)	56	18
2. Chad Crosswhite (2006-09)	80	17
3. Kyle Kennedy (1992-95)	58	16
4. Alan Johnson (2003-05)	44	15
5. David Hooten (1994-96)	57	14
6. Carlton Loewer (1992-94)	53	13
Chad Crosswhite (2006-08)	62	13
Devin Jones (2009-11)	51	13
Kendall Graveman (2010-13)	68	13
10. Seven Tied With		12

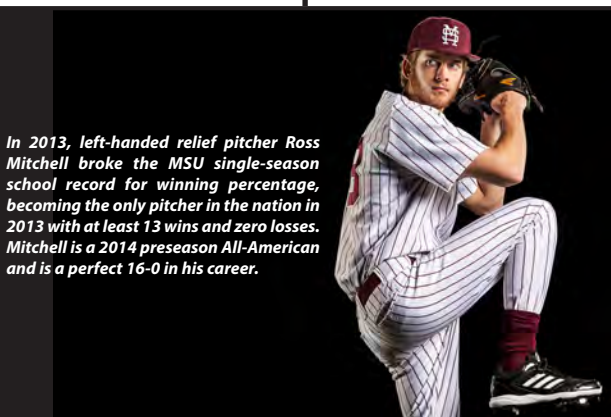
GAMES STARTED

SINGLE SEASON

Player (Season)	G	GS
1. Bobby Reed (1990)	25	22
2. Gene Morgan (1985)	22	21
B.J. Wallace (1991)	22	21
4. Bobby Reed (1989)	21	20
Jeff Brantley (1984)	20	20
Kyle Kennedy (1995)	20	20
7. Hans Herzog (1983)	20	19
Jeff Brantley (1985)	23	19
Trent Intorcio (1986)	19	19
Tracy Jobs (1989)	23	19
Kendall Graveman (2013)	19	19

CAREER

Player (Seasons)	G	GS
1. Jeff Brantley (1982-85)	73	63
2. Bobby Reed (1987-90)	58	52
3. Eric DuBose (1995-97)	56	51
4. Don Robinson (1975-78)	56	50
5. Chris George (1989-91)	58	49
6. Kyle Kennedy (1992-95)	58	48
Tanner Brock (1999-2002)	59	48
Kendall Graveman (2013)	68	48
9. Tracy Jobs (1987-90)	74	47
10. Don Mundie (1979-81)	52	46



In 2013, left-handed relief pitcher Ross Mitchell broke the MSU single-season school record for winning percentage, becoming the only pitcher in the nation in 2013 with at least 13 wins and zero losses. Mitchell is a 2014 preseason All-American and is a perfect 16-0 in his career.

INNINGS PITCHED

SINGLE SEASON	
Player (Season)	IP
1. Jeff Brantley (1985)	145.2
2. Don Mundie (1981)	145.0
3. Bobby Reed (1990)	140.1
4. Gene Morgan (1985)	134.0
5. Eric DuBose (1996)	133.1
6. Jeff Brantley (1984)	132.2
7. B.J. Wallace (1992)	127.1
8. Eric DuBose (1997)	118.2
9. Hank Thoms (1999)	118.1
10. Hans Herzog (1983)	118.0

CAREER

Player (Seasons)	IP
1. Jeff Brantley (1982-85)	427.0
2. Eric DuBose (1995-97)	364.2
3. Don Robinson (1975-78)	323.1
4. Paul Maholm (2000-03)	312.0
5. Kendall Graveman (2010-13)	310.0
6. Don Mundie (1979-81)	309.0
7. Bobby Reed (1987-90)	304.0
8. Mike Proffitt (1969-72)	300.1
9. Tracy Jobes (1987-90)	299.1
10. Chris George (1989-91)	288.1

APPEARANCES

SINGLE SEASON	
Player (Season)	APP
1. Jon Harden (1992)	39
2. Van Johnson (1997)	39
3. Chad Gironi (2013)	36
4. Van Johnson (1998)	34
Jonathan Holder (2013)	34
Ross Mitchell (2013)	34
7. Mike Martin (1988)	33
8. Jon Harden (1991)	32
Scott Tanksley (1994)	32
10. Caleb Reed (2012)	31

CAREER

Player (Seasons)	APP
1. Van Johnson (1995-98)	115
2. Jon Harden (1989-92)	110
3. Caleb Reed (2009-12)	96
4. Scott Polk (1995-99)	90
5. Chad Gironi (2010-13)	83
6. Scott Tanksley (1993-95)	82
Trent Intorcio (1983-86)	82
8. Mike Martin (1986-88)	81
9. Chad Crosswhite (2006-09)	80
10. Chuck Daniel (1989-92)	75

RELIEF APPEARANCES

SINGLE SEASON	
Player (Season)	RA
1. Jon Harden (1992)	39
Van Johnson (1997)	39
3. Chad Gironi (2013)	36
4. Van Johnson (1998)	34
Jonathan Holder (2013)	34
Ross Mitchell (2013)	34
7. Mike Martin (1988)	33
8. Jon Harden (1991)	32
Scott Tanksley (1994)	32
10. Tim Henderson (1989)	30
Jon Harden (1990)	30
Jay Powell (1991)	30
Scott Tanksley (1995)	30
Caleb Reed (2012)	30

CAREER

Player (Seasons)	RA
1. Van Johnson (1995-98)	115
2. Jon Harden (1989-92)	110
3. Caleb Reed (2009-12)	92
4. Chad Gironi (2010-13)	78
5. Scott Tanksley (1993-95)	75
6. Pete Young (1987-89)	72
7. Scott Polk (1995-99)	71
Saunders Ramsey (2002-05)	71
9. Brett Cleveland (2003-06)	69
10. Mike Martin (1986-88)	68
Chris Young (2000-02)	68

SAVES

SINGLE SEASON	
Player (Season)	Saves
1. Jonathan Holder (2013)	21
2. Scott Tanksley (1994)	13
Van Johnson (1997)	13
4. Adam Larson (2000)	12
Caleb Reed (2011)	12
6. Jay Powell (1991)	10
Van Johnson (1998)	10
8. Caleb Reed (2012)	9
Jonathan Holder (2012)	9
10. Pete Young (1989)	8
Pete Young (1988)	8
Jon Harden (1992)	8

CAREER

Player (Seasons)	Saves
1. Jonathan Holder (2012-13)	30
2. Van Johnson (1995-98)	29
3. Scott Tanksley (1993-95)	24
4. Caleb Reed (2009-12)	21
5. Pete Young (1987-89)	19
6. Jay Powell (1991-93)	17
7. Bryan Hardwick (1979-80, 1982)	16
8. Adam Larson (1999-2001)	15
9. Aaron Weatherford (2006-08)	14
10. Jonathan Papelbon (2001-03)	13
Mike Martin (1986-88)	12
Jon Harden (1989-92)	12



Junior right-handed closer Jonathan Holder is a 2014 preseason All-American and is MSU's career and single-season saves record holder. A 2013 consensus All-American and 2012 consensus Freshman All-American, the Gulfport, Miss., native enters 2014 just 23 saves shy of tying UC Irvine's Blair Erickson (2004-07) for the all-time NCAA saves record (53).



YEARLY STATISTICAL LEADERS

AT-BATS

Year	Player	ABs
1949	Jimmy Bragan	111
1950	Dan Murphy	72
1951	Frank Bragan	87
1952	Bill Hinton	77
1953	Bill Hinton	91
1954	Doug Litton	61
1955	Terry Murphy	78
1956	Charles Dickinson	75
1957	James McNally, Molly Halbert	60
1958	Larry Gore	87
1959	Gary Dempsey	91
1960	Larry Adams	108
1961	Gary Dempsey	78
1962	Bill Etheridge	100
1963	Bill Etheridge	119
1964	Aubrey Nichols	107
1965	Mike Burns, Del Unser	99
1966	Mike Burns	122
1967	Jim Howarth	124
1968	Jim Howarth	114
1969	Bobby Croswell	116
1970	Dave Phares	151
1971	Bobby Croswell	175
1972	Ted Milton, Rick Counts	123
1973	Joe Bob Cole	104
1974	Wayne Pinkerton	98
1975	Larry Buckley, Bill Montgomery	124
1976	Mike Kelley	163
1977	Mike Kelley	193
1978	Del Bender	214
1979	Mike Kelley	235
1980	Randy Schlosser	188
1981	Dave Klipstein	251
1982	Dave Klipstein	200
1983	Rafael Palmeiro	234
1984	Dan Van Cleve	240
1985	Rafael Palmeiro	250
1986	Brad Hildreth	210
1987	Dan Paradoa	236
1988	John Cohen	253
1989	Tommy Raffo	266
1990	David Mitchell	287
1991	Steve Hegan	245
1992	Steve Hegan	238
1993	Paul Petrusis	247
1994	Scott Tribolet	242
1995	Scott Tribolet	217
1996	Rob Hauswald	254
1997	Richard Lee	276
1998	Rusty Thoms	268
1999	Brian Wiese	252
2000	Shane Kelly	269
2001	Matthew Maniscalco	244
2002	Matthew Maniscalco	254
2003	Matthew Maniscalco	278
2004	Steve Gendron	263
2005	Brad Corley	263
2006	Jeffrey Rea	250
2007	Jeffrey Rea	245
2008	Russ Sneed	215
2009	Connor Powers	196
2010	Connor Powers	214
2011	C.T. Bradford	244
2012	Adam Frazier	245
2013	Adam Frazier	304

RUNS SCORED

Year	Player	R
1949	Jimmy Bragan	26
1950	Jimmy Bragan, Dan Murphy	22
1951	Dan Murphy	21
1952	Bill Hinton	23
1953	Frank Bragan	26
1954	Charles Dickinson	16
1955	Braxton Nail	20
1956	Charles Dickinson	18
1957	Don Gardiner	19
1958	Charles Turner	24
1959	Larry Gore	14
1960	Larry Adams	30
1961	Larry Brannon	16
1962	Bill Etheridge	23
1963	Wayne Meadows	22
1964	Aubrey Nichols	20
1965	Del Unser	24
1966	Del Unser	31
1967	Jim Howarth	21
1968	Jocko Potts	23
1969	Ted Milton	26
1970	Dave Phares	33
1971	Phil Still	42
1972	Rick Spica, Wayne Pinkerton	22
1973	Wayne Pinkerton	19
1974	Wayne Pinkerton	19
1975	Steve Hill	16
1976	Ken Lee	24
1977	Mike Kelley, Howie McCann	53
1978	Del Bender	54
1979	Mike Kelley	74
1980	Mark Gillaspie	34
1981	Mark Gillaspie	81
1982	Mike Bradford	49
1983	Dan Van Cleve	80
1984	Rafael Palmeiro	87
1985	Will Clark	75
1986	Brad Hildreth	48
1987	Burke Masters	53
1988	Pete Young	66
1989	Jody Hurst	79
1990	Burke Masters	73
1991	Steve Hegan	61
1992	Paul Petrusis	53
1993	Rex Buckner	52
1994	Scott Tribolet	61
1995	Scott Tribolet	56
1996	Rob Hauswald	63
1997	Brooks Bryan	81
1998	Brad Freeman	73
1999	Brian Wiese	74
2000	Shane Kelly	75
2001	Michael Brown	47
2002	Matthew Brinson	61
2003	Matthew Maniscalco	57
2004	Brad Corley	60
2005	Brad Jones	48
2006	Edward Easley	60
2007	Edward Easley	59
2008	Grant Hogue	47
2009	Connor Powers	49
2010	Nick Vickerson	58
2011	Nick Vickerson	57
2012	Adam Frazier	45
2013	Adam Frazier	62

HITS

Year	Player	H
1949	Jimmy Bragan	41
1950	Jimmy Bragan	26
1951	Frank Bragan	28
1952	Dan Murphy	28
1953	Frank Bragan	32
1954	Jackie Parker	23
1955	Braxton Nail	27
1956	Charles Dickinson	26
1957	James McNally	20
1958	Charles Turner, Larry Gore	32
1959	Larry Gore	28
1960	Gary Dempsey	36
1961	Gary Dempsey	24
1962	Bill Etheridge	37
1963	Wayne Meadows	42
1964	Wayne Meadows	30
1965	Mike Burns	33
1966	Del Unser	39
1967	Jim Howarth	36
1968	Jim Howarth	40
1969	Ted Milton	32
1970	Dave Phares	49
1971	Phil Still	53
1972	Rick Spica	39
1973	Joe Bob Cole	30
1974	Wayne Pinkerton	30
1975	Steve Hill	39
1976	Mike Kelley	50
1977	Mike Kelley	74
1978	Russ Aldrich	73
1979	Mike Kelley	94
1980	Mark Gillaspie	54
1981	Mark Gillaspie	85
1982	Dave Klipstein	77
1983	Rafael Palmeiro	95
1984	Rafael Palmeiro	98
1985	Will Clark	94
1986	Dan Paradoa	77
1987	Dan Paradoa	82
1988	John Cohen	84
1989	Tommy Raffo	102
1990	Tommy Raffo	97
1991	Steve Hegan	76
1992	Paul Petrusis	79
1993	Rex Buckner	84
1994	Scott Tribolet	74
1995	Scott Tribolet	63
1996	Rob Hauswald	63
1997	Richard Lee	100
1998	Brian Wiese	103
1999	Travis Chapman	99
2000	Shane Kelly	87
2001	Jon Knott	70
2002	Steve Gendron	84
2003	Matthew Maniscalco	94
2004	Brad Corley	93
2005	Brad Corley	83
2006	Jeffrey Rea	94
2007	Edward Easley	87
2008	Grant Hogue	63
2009	Russ Sneed	62
2010	Connor Powers	81
2011	Jarrod Parks	77
2012	Adam Frazier	91
2013	Adam Frazier	107

(LED THE COUNTRY)

BOLD = LED SEC

YEARLY STATISTICAL LEADERS



BATTING AVERAGE		
Year	Player	AVG.
1949	Jimmy Bragan	.369
1950	Jimmy Bragan	.371
1951	Gerald Walker	.329
1952	Dan Murphy	.389
1953	Frank Bragan	.360
1954	Jackie Parker	.418
1955	Braxton Nail	.380
1956	Don Gardiner	.348
1957	James McNally	.333
1958	Charles Turner	.395
1959	Don McNair	.325
1960	Gary Dempsey	.371
1961	Hal Green	.339
1962	Bill Etheridge	.370
1963	Wayne Meadows	.368
1964	Russ Gatlin	.348
1965	Mike Burns	.333
1966	Del Unser	.333
1967	Gary Washington	.330
1968	Sammy Fletcher	.364
1969	Tom Miller	.349
1970	Ted Milton	.328
1971	Donnie Davis	.368
1972	Rick Spica	.328
1973	Rick Counts	.311
1974	Rick Davidson	.321
1975	Steve Hill	.317
1976	Mike Kelley	.307
1977	Nat Showalter	.459
1978	Russ Aldrich	.343
1979	Mike Kelley	.400
1980	Mark Gillaspie	.348
1981	Mark Gillaspie	.410
1982	Dave Klipstein	.385
1983	Rafael Palmeiro	.406
1984	Rafael Palmeiro	.415
1985	Will Clark	.420
1986	Dan Paradoa	.376
1987	Dan Paradoa	.347
1988	Jody Hurst	.371
1989	Tommy Raffo	.383
1990	Tommy Raffo	.358
1991	Jimmy Gammill	.374
1992	Paul Petrusis	.338
1993	Rex Buckner	.349
1994	Ricky Joe Redd	.324
1995	Brian Clark	.314
1996	Adam Piatt	.370
1997	Richard Lee	.362
1998	Brian Wiese	.412
1999	Travis Chapman	.403
2000	Ty Martin	.352
2001	Jon Knott	.359
2002	Steve Gendron	.351
2003	Robby Goodson	.358
2004	Brad Corley	.380
2005	Joseph McCaskill	.377
2006	Thomas Berkery	.383
2007	Brandon Turner	.399
2008	Connor Powers	.348
2009	Scott DeLoach	.353
2010	Connor Powers	.379
2011	Jarrod Parks	.363
2012	Adam Frazier	.371
2013	Adam Frazier	.352

HOME RUNS		
Year	Player	HR
1949	Alex Grammas	2
1950	Jimmy Bragan, Don Robinson	3
1951	Bill Hinton	4
1952	Dan Murphy	2
1953	Bill Hinton	3
1954	Jackie Parker, Braxton Nail	1
1955	Braxton Nail	3
1956	Charles Dickinson	2
1957	Molly Halbert	4
1958	Jim Boring	5
1959	Bobby Craig, Jim Goodwin, Charles Turner	2
1960	Gary Dempsey	5
1961	Larry Brannon	5
1962	H.K. Etheridge	6
1963	H.K. Etheridge	7
1964	Mike Burns	4
1965	Del Unser	7
1966	Del Unser	7
1967	Gary Washington	4
1968	Jim Howarth	3
1969	Ted Milton	8
1970	Fred Yilling	8
1971	Phil Still	11
1972	Rick Counts	7
1973	Rick Counts	5
1974	Wayne Pinkerton	3
1975	Steve Hill, Larry Buckley	2
1976	Fred Dunlap	6
1977	Del Bender	9
1978	Del Bender	17
1979	Rick Dixon, Bob Kocol	8
1980	Bruce Castoria	8
1981	Bruce Castoria	29
1982	Bruce Castoria	15
1983	Rafael Palmeiro	18
1984	Rafael Palmeiro	29
1985	Will Clark	25
1986	John Mitchell	13
1987	Tracy Echols	12
1988	Richie Grayum	13
1989	Tommy Raffo	22
1990	Tracy Echols	14
1991	Rob Norman	8
1992	Rex Buckner	13
1993	Ricky Joe Redd	13
1994	Drew Williams	16
1995	David Hayman	17
1996	Rob Hauswald	16
1997	Richard Lee	19
1998	Richard Lee	19
1999	Brian Wiese	19
2000	Jon Knott	16
2001	Jon Knott	8
2002	Matthew Brinson	14
2003	Matthew Brinson	8
2004	Brad Corley	19
2005	Thomas Berkery	7
2006	Brian LaNinfa	11
2007	Edward Easley	12
2008	Tyler Moore	14
2009	Connor Powers	19
2010	Connor Powers	16
2011	Nick Vickerson	9
2012	Trey Porter, Wes Rea	5
2013	Hunter Renfroe	16

RUNS BATTED IN		
Year	Player	RBI
1949	Alex Grammas	22
1950	Jimmy Bragan	20
1951	Joe Roy Adams	15
1952	Lewis Gilardoni	17
1953	Lewis Gilardoni	21
1954	Braxton Nail	22
1955	Braxton Nail	19
1956	Terry Murphy	15
1957	Molly Halbert	16
1958	Charles Turner, Larry Gore	23
1959	Jim Goodwin	14
1960	Gary Dempsey	21
1961	Larry Brannon	16
1962	H.K. & Bill Etheridge	23
1963	H.K. Etheridge	30
1964	Russ Gatlin	20
1965	Del Unser	23
1966	Del Unser	22
1967	Gary Washington	25
1968	Sammy Fletcher	19
1969	Ted Milton	21
1970	Ted Milton	28
1971	Phil Still	37
1972	Rick Counts	28
1973	Rick Counts	24
1974	Joe Bob Cole	15
1975	Steve Hill	17
1976	Fred Dunlap, Mike Kelley	21
1977	Nat Showalter	44
1978	Del Bender	62
1979	Bob Kocol	65
1980	John McDonald	39
1981	Bruce Castoria	98
1982	Bruce Castoria	59
1983	Brad Winkler	79
1984	Rafael Palmeiro	94
1985	Will Clark	77
1986	Mike McCraney, John Mitchell	57
1987	John Mitchell	55
1988	Richie Grayum	68
1989	Tommy Raffo	80
1990	John Cohen	71
1991	Charlie Anderson	49
1992	Rex Buckner	50
1993	Drew Williams	52
1994	Drew Williams	69
1995	David Hayman	55
1996	Rob Hauswald	63
1997	Richard Lee	90
1998	Richard Lee	85
1999	Brian Wiese	66
2000	Jon Knott	66
2001	Josh West	49
2002	Matthew Brinson	71
2003	Matthew Brinson	49
2004	Craig Tatum	60
2005	Thomas Berkery	55
2006	Brian LaNinfa	50
2007	Edward Easley	63
2008	Tyler Moore	46
2009	Connor Powers	63
2010	Connor Powers	68
2011	Nick Vickerson	37
2012	Wes Rea	41
2013	Hunter Renfroe	65

BOLD = LED SEC



YEARLY STATISTICAL LEADERS

STOLEN BASES

Year	Player	SB
1949	Jimmy Bragan	3
1950	Jimmy Bragan	7
1951	Frank Bragan, Dan Murphy	7
1952	Bill Hinton	8
1953	Frank Bragan	6
1954	Jackie Parker, Charles Dickinson	11
1955	Charles Dickinson	8
1956	Charles Dickinson, Terry Murphy	2
1957	Don McNair, Frank Power	3
1958	Jim Boring	5
1959	Don McNair	8
1960	Gary Dempsey	6
1961	Hal Green, Gary Dempsey	3
1962	Bill Etheridge	9
1963	Bill Etheridge	7
1964	Aubrey Nichols	13
1965	Del Unser	5
1966	Del Unser	6
1967	Jim Howarth	7
1968	Phil Still	9
1969	Manny Washington, BobbyCroswell, Jocko Potts	6
1970	Bobby Croswell	12
1971	Bobby Croswell	10
1972	Wayne Pinkerton	6
1973	Dale Holland	10
1974	Wayne Pinkerton	4
1975	Fred Dunlap	8
1976	Bill Montgomery	14
1977	Mike Kelley	25
1978	Del Bender	21
1979	Mike Kelley	27
1980	Randy Schlosser	19
1981	Dave Klipstein	28
1982	Dave Klipstein	18
1983	Dan Van Cleve	16
1984	Dan Van Cleve	15
1985	Dan Van Cleve	38
1986	Barry Winford	18
1987	Burke Masters	9
1988	Barry Winford	11
1989	Burke Masters	9
1990	Jon Shave	24
1991	Steve Hegan	7
1992	Chuck Daniel	11
1993	Paul Petrusis	4
1994	Scott Tribolet	16
1995	Scott Tribolet	15
1996	Damian Scioneaux	15
1997	Damian Scioneaux	20
1998	Brad Freeman, Rusty Thoms	16
1999	Brian Wiese	8
2000	Shane Kelly	17
2001	Phillip Willingham	11
2002	Matthew Maniscalco	12
2003	Matthew Maniscalco	20
2004	Jeffrey Rea	11
2005	Joseph Hunter	8
2006	Jeffrey Rea	14
2007	Jeffrey Rea	13
2008	Grant Hogue	25
2009	Grant Hogue	29
2010	Nick Vickerson	10
2011	Nick Vickerson	28
2012	Adam Frazier	9
2013	Adam Frazier, Hunter Renfroe	9

WINS

Year	Player	W-L
1949	Phil Brandon	8-2
1950	Joe Sheppard	7-1
1951	Floyd Johnson	4-0
	Beverly Gross	4-2
1952	Curt Monroe	4-2
1953	Curt Monroe	6-3
1954	Bobo Matthews	3-2
	Charlie Williams	3-3
1955	Joe Wilson	3-3
	Leon Beasley	3-2
1956	Joe Wilson	4-3
1957	Jim Pruett	6-1
1958	Wayne Robbins	6-1
1959	Jim Pruett	4-0
	Ronnie Davis	4-1
1960	Neal Sheffield	5-1
1961	Frank Montgomery	3-0
	Neal Sheffield	3-2
1962	Frank Montgomery	10-0
1963	Doug Hutton	5-0
	Lloyd Langston	5-2
1964	Ken Tatum	4-4
1965	Ken Tatum	7-1
1966	Ken Tatum	10-2
1967	Dennis Hall	7-1
1968	Brantley Jones	7-3
1969	Mike Proffitt	6-2
1970	Brantley Jones	9-0
1971	Mike Proffitt	11-2
1972	Mike Proffitt	7-3
1973	Butch Holmes, Steve Griffith	5-2
1974	Lamar Pritchard	5-2
	Bobby Myrick	5-3
1975	Don Robinson	4-6
1976	Don Robinson	8-4
1977	Jack Lazorko	10-3
1978	Jack Lazorko	8-2
	Bobby Maher	8-4
1979	Ken Kurtz	12-2
1980	Perry Cliburn, Steve Susce	
	Bryan Hardwick	5-3
	Don Mundie	5-4
1981	Don Mundie	14-5
1982	Hans Herzog	8-4
1983	Hans Herzog	12-3
1984	Jeff Brantley	13-3
1985	Jeff Brantley	18-2
1986	Trent Intorcio	8-6
1987	Mike Martin	11-5
1988	Terry Ellis	10-4
1989	Bobby Reed	12-3
1990	Bobby Reed	15-4
1991	B.J. Wallace	10-5
1992	B.J. Wallace	9-3
1993	Carlton Loewer	9-3
1994	Gary Rath	10-3
1995	Kyle Kennedy	9-6
1996	Eric DuBose	10-4
1997	Eric DuBose, Jeremy Jackson	9-4
1998	Jeremy Jackson	10-3
1999	Matt Ginter	8-7
2000	Mark Freed	9-2
2001	Paul Maholm	8-5
2002	Paul Maholm	10-3
2003	Paul Maholm	9-2
2004	Saunders Ramsey	7-2

BOLD = LED SEC

WINS (CONTINUED)

Year	Player	W-L
2005	Brooks Dunn	6-3
	Mike Valentine	6-0
2006	Brooks Dunn	8-6
2007	Chad Crosswhite	8-5
2008	Five Players Tied With Three	
2009	Nick Routt	5-3
2010	Greg Houston	5-1
2011	Luis Pollorena	7-5
2012	Chris Stratton	11-2
2013	Ross Mitchell	13-0

ERA

Year	Player	ERA
1949	Phil Brandon	2.29
1950	Joe Sheppard	1.87
1951	Floyd Johnson	2.33
1952	Curt Monroe	2.84
1953	Curt Monroe	3.20
1954	Charlie Williams	2.41
1955	Joe Wilson	4.22
1956	Wayne Robbins	4.18
1957	Jim Pruett	1.03
1958	Bill Shoenrock	2.23
1959	Jim Pruett	1.50
1960	Guy Parker	2.84
1961	Neal Sheffield	1.99
1962	Frank Montgomery	0.68
1963	Claude Reader	2.08
1964	Frank Chambers	1.50
1965	Claude Passeau	1.51
1966	Bo Gregory	2.43
1967	Brantley Jones	2.29
1968	Glenn Wallace	2.22
1969	Glenn Wallace	1.46
1970	Dennis Hall	0.63
1971	Mike Proffitt	2.02
1972	Mike Proffitt	1.41
1973	Butch Holmes	1.07
1974	Lamar Pritchard	1.44
1975	Harvey Luby	1.88
1976	Don Robinson	2.50
1977	Gary Willoughby	2.30
1978	Jack Lazorko	2.92
1979	Ken Kurtz	2.09
1980	Perry Cliburn	1.79
1981	John Shrewsbury	1.69
1982	Bill Bond	3.33
1983	Will McCraney	2.35
1984	Jeff Brantley	2.65
1985	Gene Morgan	2.28
1986	Will McCraney	2.95
1987	Mike Martin	4.11
1988	Bobby Reed	1.09
1989	Pete Young	1.22
1990	Jon Harden	2.21
1991	Jay Powell	1.28
1992	Jon Harden	1.96
1993	Gary Rath	2.97
1994	Gary Rath	1.71
1995	Scott Tanksley	2.91
1996	Van Johnson	3.09
1997	Hank Thoms	2.81
1998	Brian Compton	2.24
1999	Hank Thoms	2.66
2000	Jeff Hunter	3.16
2001	Jeff Lacher	1.12
2002	Robby Goodson	2.08
2003	Jamie Gant	1.15

YEARLY STATISTICAL LEADERS



ERA (CONTINUED)

Year	Player	ERA
2004	Saunders Ramsey	3.50
2005	Brett Cleveland	1.96
2006	Justin Pigott	1.66
2007	Ricky Bowen	3.00
2008	Aaron Weatherford	0.85
2009	Nick Routt	4.15
2010	Greg Houston	4.60
2011	Caleb Reed	1.55
2012	Chris Stratton	2.38
2013	Ross Mitchell	1.53

STRIKEOUTS

Year	Player	K's
1949	Phil Brandon	52
1950	Joe Sheppard	45
1951	Beverly Gross	45
1952	Curt Monroe	23
1953	Charlie Williams	42
1954	Charlie Williams	32
1955	Charlie Williams	37
1956	Monroe Mitchell	56
1957	Jim Pruett	42
1958	Wayne Robbins	43
1959	Jim Pruett	27
1960	Jerry Merriman	56
1961	Sammy Ellis	73
1962	Frank Montgomery	102
1963	Frank Montgomery	88
1964	Frank Chambers	51
1965	Ken Tatum	62
1966	Ken Tatum	84
1967	Brantley Jones	55
1968	Brantley Jones	78
1969	Mike Proffitt	57
1970	Mike Proffitt, Brantley Jones	55
1971	Jerry Thompson	89
1972	Mike Proffitt	73
1973	Steve Griffith	51
1974	Bobby Myrick	61
1975	Don Robinson	59
1976	Don Robinson	78
1977	Don Robinson	77
1978	Buddy Maher	55
1979	Ken Kurtz	100
1980	Don Mundie	49
1981	Don Mundie	91
1982	Allen Morlock	39
1983	Jeff Brantley	81
1984	Jeff Brantley	115
1985	Jeff Brantley	136
1986	Steve King	71
1987	Mike Martin	80
1988	Rob Norman	71
1989	Tracy Jobes	76
1990	Bobby Reed	98
1991	B.J. Wallace	104
1992	B.J. Wallace	145
1993	Carlton Loewer	101
1994	Gary Rath	141
1995	Eric DuBose	109
1996	Eric DuBose	174
1997	Eric DuBose	145
1998	Matt Ginter	100
1999	Hank Thoms	121
2000	Kevin Donovan	98
2001	Paul Maholm	95
2002	Paul Maholm	77
2003	Paul Maholm	101
2004	Todd Doolittle	62

STRIKEOUTS (CONTINUED)

Year	Player	K's
2005	Alan Johnson	70
2006	Brooks Dunn	71
2007	Justin Pigott	76
2008	Ricky Bowen	64
2009	Nick Routt	87
2010	Chris Stratton	76
2011	Chris Stratton	76
2012	Chris Stratton	127
2013	Jonathan Holder	90

INNINGS PITCHED

Year	Player	IP
1949	Phil Brandon	2.2
1950	Joe Sheppard	65.0
1951	Beverly Gross	47.0
1952	Curt Monroe	57.0
1953	Curt Monroe	78.2
1954	Charlie Williams	56.0
1955	Charlie Williams	40.1
1956	Wayne Robbins	47.1
1957	Jim Pruett	52.1
1958	Wayne Robbins	66.2
1959	Not Available	
1960	Jerry Merriman	56.2
1961	Sammy Ellis	57.2
1962	Frank Montgomery	92.0
1963	Frank Montgomery	66.2
1964	Ken Tatum	50.1
1965	Ken Tatum	73.2
1966	Ken Tatum	95.1
1967	Brantley Jones	55.0
1968	Brantley Jones	76.1
1969	Mike Proffitt	68.2
1970	Brantley Jones	77.0
1971	Jerry Thompson	109.0
1972	Mike Proffitt	70.0
1973	Steve Griffith	61.2
1974	Bobby Myrick	57.2
1975	Don Robinson	67.2
1976	Gary Willoughby	98.0
1977	Jack Lazorko	102.0
1978	Buddy Maher	88.0
1979	Ken Kurtz	116.0
1980	Perry Cliburn	80.2
1981	Don Mundie	145.0
1982	Hans Herzog	83.2
1983	Hans Herzog	118.0
1984	Jeff Brantley	132.2
1985	Jeff Brantley	145.2
1986	Trent Intorcio	96.1
1987	Mike Martin	116.0
1988	Terry Ellis	105.1
1989	Tracy Jobes	110.1
1990	Bobby Reed	140.1
1991	B.J. Wallace	109.2
1992	B.J. Wallace	127.1
1993	Carlton Loewer	99.2
1994	Gary Rath	115.2
1995	Eric DuBose	112.2
1996	Eric DuBose	133.1
1997	Eric DuBose	118.2
1998	Jeremy Jackson	99.2
1999	Hank Thoms	118.1
2000	Kevin Donovan	98.2
2001	Paul Maholm	102.0
2002	Paul Maholm	102.1
2003	Paul Maholm	107.2
2004	Jeff Lacher	88.1

INNINGS PITCHED (CONTINUED)

Year	Player	IP
2005	Alan Johnson	91.0
2006	Brooks Dunn	94.0
2007	Justin Pigott	113.2
2008	Ricky Bowen	73.1
2009	Nick Routt	86.2
2010	Chris Stratton	78.1
2011	Chris Stratton	76.0
2012	Chris Stratton	109.2
2013	Kendall Graveman	113.2

SAVES

Year	Player	SV
1975	Six Pitchers	1
1976	Steve Carlson	2
1977	Mike Darby	3
1978	Josh Reagan	5
1979	Bryan Hardwick	7
1980	Bryan Hardwick	5
1981	Steve D'Ercole	2
1982	Bryan Hardwick	4
1983	Trent Intorcio	4
1984	Will McRaney	3
1985	Bobby Thigpen	7
1986	Mike Martin	5
1987	Pete Young	3
1988	Pete Young	8
1989	Pete Young	8
1990	Chuck Daniel	6
1991	Jay Powell	10
1992	Jon Harden	8
1993	Jay Powell	7
1994	Scott Tanksley	13
1995	Scott Tanksley	7
1996	Van Johnson	5
1997	Van Johnson	13
1998	Van Johnson	10
1999	Adam Larson	3
2000	Adam Larson	12
2001	Brandon Medders	6
2002	Jonathan Papelbon	5
2003	Jonathan Papelbon	7
2004	Saunders Ramsey	4
2005	Brett Cleveland	5
2006	Brett Cleveland	5
2007	Ricky Bowen	5
	Aaron Weatherford	5
2008	Aaron Weatherford	7
2009	Chad Crosswhite	6
2010	Ben Bracewell	5
2011	Caleb Reed	12
2012	Jonathan Holder	9
	Caleb Reed	9
2013	Jonathan Holder	21

BOLD = LED SEC



TEAM SCHOOL RECORDS

AT-BATS

Game: 62 (vs. Missouri, 5/21/13) [17 inn.]
Season: 2510 (1990)

RUNS

Game: 32 (vs. Jackson State, 4/29/88)
Season: 633 (1997)

HITS

Game: 30 (vs. Kentucky, 4/30/89)
Season: 823 (1997)

DOUBLES

Game: 11 (vs. Georgia, 3/12/88)
Season: 157 (1989)

TRIPLES

Game: 5 (vs. Southern Miss, 3/25/79)
Season: 33 (1979)

HOME RUNS

Game: 6 (South Carolina, 5/26/84; North Alabama, 4/6/88; Jackson State, 4/29/88; vs. Kentucky, 4/30/89; at UAB, 3/18/08)
Season: 97 (1998)

RUNS BATTED IN

Game: 31 (vs. Jackson State, 4/29/88)
Season: 575 (1997)

BATTING AVERAGE

Season: .335 (1999)

TOTAL BASES

Game: 53 (vs. Kentucky, 4/30/89)
Season: 1245 (1989)

WALKS (HITTING)

Game: 21 (vs. UNLV, 3/15/81, Gm1)
Season: 405 (1989)

STRIKEOUTS (OFFENSE)

Season: 448 (1991, 2008)

STOLEN BASES

Game: 9 (Southern Miss, 4/13/78; vs. Jackson State, 3/28/95)
Season: 138 (1978)

HIT BY PITCH

Season: 99 (2012)

LOWEST EARNED RUN AVERAGE

Season: 1.61 (1957)

INNINGS PITCHED

Game: 17 (at Ole Miss, 4/29/2007, vs. Missouri, 5/21/2013)
Season: 616.0 (1990)

FEWEST RUNS ALLOWED

Game: 24 (vs. Florida State, 1966)
Season: 416 (1997)

STRIKEOUTS (PITCHING)

Game: 26 (vs. LSU, 1909)
Season: 655 (1997)

WALKS (PITCHING)

Game: 16 (vs. New Orleans, 3/28/84)
Season: 274 (2008)

COMPLETE GAMES

Season: 42 (1981)

SHUTOUTS

Season: 10 (1990)

SAVES

Season: 24 (2013)

PUTOUTS

Game: 51 (vs. Missouri, 5/21/13)
Season: 1926 (2013)

ASSISTS

Game: 25 (vs. Arkansas State, 3/22/76, Game 1)
Season: 834 (2013)

CHANCES

Game: 69 (vs. Alabama, 5/7/89)
Season: 2843 (2013)

ERRORS

Game: 10 (vs. Memphis, 1962)
Season: 124 (1994)

HIGHEST FIELDING PERCENTAGE

Season: .974 (2003)

DOUBLE PLAYS TURNED

Game: 5 (vs. Auburn, 3/19/83, Gm1)
Season: 80 (2013)

TRIPLE PLAYS TURNED

Game: 1 (Florida, 1962; Florida, 1962; William Carey, 4/4/78, Gm2; vs. Auburn-Montgomery, 3/9/91)

MISCELLANEOUS TEAM SUPERLATIVES

Most Games Played: 71 (1990, 2013)

Most Wins: 54 (1989)

Most Losses: 33 (2008, 2010)

Highest Winning Pct.: .846 (22-4 in 1909)

Most Consecutive Wins: 18 (February 24-March 24, 2006)

Most Consecutive Losses: 11 (April 23-May 9, 2010)


Most SEC Wins: 20 (1989)

Most SEC Losses: 24 (2010)

Highest SEC Winning Pct.: .906 (14-1 in 1962)

Most Consecutive SEC Wins: 14 (March 11-April 15, 1989)

Most Consecutive SEC Losses: 14 (April 23-May 21, 2010)



The Bulldogs' pitching staff turned a school-record 80 double plays in 2013, breaking the school record of 71 set the previous year. The last two seasons, Mississippi State leads the country in total double plays turned. Coach Thompson's group was also one of two pitching staffs to finish in the top 15 nationally in ERA, strikeouts per nine innings and hits allowed per nine innings.

TEAM SEASON HIGHS



GAMES PLAYED

711990, 2013
681989, 1997
651985, 1998
641988, 2005, 2012
631981, 1991, 1999
.....2001, 2003, 2011

WINS

541989
512013
501985, 1990
471997

LOSSES

332008, 2010
292009
251995
241996, 2001, 2002
.....2004, 2012

WIN %

.8001970, 1979
.7961962
.7941989
.7691985

WINNING STREAK

182006
172013
151987
141985
131970, 1976, 1979
.....1981, 1999

LOSING STREAK

112010
91975
61987, 1995, 2004
5Many Times

HIGH BATTING AVG.

.3351999
.3321997
.3281977
.3251998
.3241988

LOW BATTING AVG.

.2151975
.2391974
.2441954
.2451964
.2471968, 1976

AT-BATS

25101990
24821997
24511989
24322013
23621998

HITS

8231997
7871999
7841990
7781989
7671998

HITS PER GAME

12.51999
12.11997
11.81998
11.41989
11.31996

RUNS SCORED

6331997
6181989
5961999
5601990
5421998

RUNS PER GAME

9.51999
9.31997
9.11989
9.01983
8.41988, 2000

DOUBLES

1571989
1561999
1461998
1451988
1422000

TRIPLES

331979
262000
241971
231977
211978, 1990

HOME RUNS

971998
961989
831984, 1997
821999

RUNS BATTED IN

5751997
5491989
5411999
4981998
4911988

WALKS

4051989
3621990
3551981
3541983
3521985

STRIKEOUTS()

4481991
4432012
4401989
4371990
4351995
4341994

STOLEN BASES

1381978
1031981
1001979
981990
891975
871986

INNINGS PITCHED

642.12013
616.01990
601.11989
600.11997
585.02012
570.21998
567.12001

HITS ALLOWED

6681997
6282010
5952008
5901996
5801989
5722006, 2011

EARNED RUN AVERAGE

1.611957
1.671970
2.291974
2.361969
2.381962

RUNS ALLOWED

4412008
4402010
4161997
3872009
3731998
3502007

WALKS ALLOWED

2742008
2681997
2651999
2611991
2561989

STRIKEOUTS (P)

6551997
5882013
5821999
5641998
5271996
5041992

COMPLETE GAMES

421981
321972
311970
301971
251979

SHUTOUTS

101990
91970, 1992
86x; last: 2001

SAVES

242013
211998, 2012
181994
171988
161997, 2011

HIGH FIELDING PCT.

.9741999, 2003
.9732011
.9721973
.9712013
.9691953, 2012
.9661970, 1987, 2011

LOW FIELDING PCT.

.9161955
.9281956
.9421954
.9441975
.9461976

PUTOUTS

19272013
18481990
18041989
18011997
17552012
17182003
17121998
17022001

ASSISTS

8342013
7862012
7791989
7541990
7132003
7101983
7081997
7021984

ERRORS

1241994
1111995
1101985
1071996, 1997

DOUBLE PLAYS

802013
712012
691997
681985, 2006
631990, 2003

LARGEST SCORING MARGINS

VS. ALL OPPONENTS

30	at Jackson State	32-2	1988
29	vs. Mississippi Valley	29-0	1999
27*	vs. Kentucky	29-2	1941
26	vs. Mississippi Valley	27-1	1998
24	vs. Northwestern	27-3	1937
23	vs. Mississippi College	23-0	1991
23*	vs. LSU	26-3	1942
23	vs. UNC Charlotte	24-1	1999
23	vs. Arkansas-Little Rock	27-4	1999
23	vs. Jackson State	23-0	2000
23	vs. Alcorn State	27-4	2010
22	vs. Delta State	24-2	1990
22	vs. Quincy College	22-0	1986
22	vs. Livingston	26-4	1985
22	vs. Mississippi College	25-3	1978
22	vs. Arkansas-Little Rock	22-0	1999

* — SEC Game

VS. SEC OPPONENTS

27	vs. Kentucky	29-2	1941
23	vs. LSU	26-3	1942
19	at Vanderbilt	27-8	1956
19	vs. LSU	25-6	1934
18	vs. Georgia	25-7	1988
18	vs. Tulane	22-4	1958
18	vs. Florida	20-2	2000
17	at Mississippi	17-0	1990
17	vs. Mississippi	27-10	1983
16	at South Carolina	16-0	1998
16	vs. Georgia	22-6	1990
15	at Vanderbilt	19-4	1989
15	at Alabama	15-0	1982
15	at Mississippi	21-6	1997

ALL OPPONENTS VS. MSU

22	at Florida State	2-24	1966
21*	at LSU	0-21	1946
20	at Vanderbilt	0-20	1923
19*	vs. Alabama	10-29	1943
19*	at Alabama	1-20	1946
18*	vs. Tennessee	4-22	1998
18*	at LSU	1-19	1946
18*	vs. Florida	0-18	2011
17*	vs. Alabama	0-17	1935
17*	South Carolina	3-20	2007
16*	at LSU	5-21	1940
15*	at Arkansas	1-16	1995
15	vs. Memphis State	8-23	1962

* — SEC Game

SEC OPPONENTS VS. MSU

21	at LSU	0-21	1946
19	vs. Alabama	10-29	1943
19	at Alabama	1-20	1946
18	vs. Tennessee	4-22	1998
18	at LSU	1-19	1946
18	vs. Florida	0-18	2011
17	vs. Alabama	0-17	1935
17	vs. South Carolina	3-20	2007
16	at LSU	5-21	1940
16	vs. LSU	1-17	2011
15	at Arkansas	1-16	1995
14	at Auburn	5-19	1994
14	at Alabama	2-16	1982
14	vs. LSU	2-16	1951
14	at LSU	3-17	2010



YEARLY TEAM STATISTICS: BATTING

YEAR	G	AB	R	H	2B	3B	HR	RBI	AVG	BB	SO	SB-SBA	PO	A	E	FLD%
1976	45	1293	182	319	42	11	13	145	.247	164	152	50	1068	424	86	.946
1977	48	1591	372	522	90	23	26	331	.328	255	157	75	1155	444	69	.959
1978	56	1849	419	537	74	21	39	348	.290	297	222	138-162	1371	572	86	.958
1979	60	1998	473	622	109	33	36	426	.311	310	242	100-129	1501	649	102	.955
1980	50	1576	278	416	62	13	19	247	.264	259	219	83-99	1240	523	85	.954
1981	63	2088	515	637	120	18	77	458	.305	355	330	103-139	1552	667	90	.961
1982	51	1660	363	494	76	8	41	315	.298	266	224	68-89	1211	564	82	.956
1983	57	1949	515	614	117	17	72	461	.315	354	290	86-115	1415	710	95	.957
1984	61	2025	505	611	106	19	83	461	.302	345	304	74-102	1502	702	94	.959
1985	65	2130	504	628	135	13	74	444	.295	352	322	84-110	1593	682	110	.954
1986	55	1768	369	513	75	17	57	337	.290	291	315	87-110	1356	602	89	.957
1987	61	2085	429	625	117	14	69	396	.300	308	410	44-60	1554	671	78	.966
1988	64	2215	537	717	145	16	73	491	.324	324	420	51-71	1617	682	95	.960
1989	68	2451	618	778	157	11	96	549	.317	405	440	49-74	1804	779	104	.961
1990	71	2510	560	784	135	21	53	490	.312	362	437	98-139	1848	754	103	.962
1991	63	2091	428	595	121	11	47	371	.285	314	448	37-68	1631	682	89	.963
1992	62	2097	349	563	97	14	39	315	.268	298	410	49-75	1653	656	91	.962
1993	62	2125	394	633	128	18	68	370	.298	280	377	24-46	1602	686	84	.965
1994	59	2034	381	560	152	14	54	342	.275	287	434	40-68	1570	675	124	.948
1995	59	2037	398	575	130	20	51	349	.282	269	435	68-88	1532	663	111	.952
1996	62	2251	446	701	141	12	69	402	.311	267	403	56-85	1654	690	107	.956
1997	68	2482	633	823	128	20	83	575	.332	310	422	69-96	1801	708	107	.959
1998	65	2362	542	767	146	17	97	498	.325	263	395	75-89	1712	671	90	.964
1999	63	2349	596	787	156	19	82	541	. 335	300	427	37-50	1676	645	62	.974
2000	61	2203	513	682	142	26	69	459	.310	301	396	49-62	1625	632	84	.964
2001	63	2172	381	594	80	16	38	338	.273	297	423	52-74	1702	680	85	.966
2002	59	2103	446	637	125	11	46	411	.303	274	411	44-64	1551	657	79	.965
2003	63	2280	416	694	131	15	49	383	.304	222	436	56-74	1718	713	64	.974
2004	59	2126	379	660	106	15	59	354	.310	209	387	39-62	1589	620	87	.962
2005	64	2226	382	662	115	16	34	346	.297	226	422	35-49	1675	689	76	.969
2006	60	2172	438	668	127	11	55	397	.308	281	410	49-58	1600	651	92	.961
2007	60	2191	419	692	126	10	51	384	.316	205	401	42-63	1618	569	81	.964
2008	56	1979	351	571	103	6	53	313	.289	252	448	47-61	1481	602	76	.965
2009	54	1812	356	540	103	11	61	338	.298	250	461	72-93	1397	524	64	.969
2010	56	1923	412	569	112	13	68	378	.296	264	431	57-73	1459	632	90	.959
2011	63	2106	380	591	102	17	30	338	.281	265	414	89-120	1662	632	64	.973
2012	64	2085	287	524	97	5	21	255	.251	261	443	45-72	1755	786	81	.969
2013	71	2432	414	713	104	15	30	370	.293	287	433	59-79	1927	834	82	.971

BOLD = SCHOOL RECORD

TEAM MVP - HITTING

YEAR	PLAYER, POS.	AVG.	HR	RBI	YEAR	PLAYER, POS.	AVG.	HR	RBI
1976	Mike Kelley, CF	.307	3	21	1995	David Hayman, OF	.298	17	55
1977	Nat Showalter, LF	.459	4	44	1996	Rob Hauswald, 2B	.354	16	63
1978	Del Bender, LF	.308	17	62	1997	Richard Lee, 1B	.362	19	90
1979	Bob Kocol, RF	.366	8	65	1998	Brian Wiese, OF	.412	14	57
1980	John McDonald, C	.294	3	39	1999	Cliff Wren, 1B	.367	13	60
1981	Mark Gillaspie, RF	.410	20	78	2000	Travis Chapman, 3B	.350	7	63
1982	Bruce Castoria, 1B	.335	15	59	2001	Jon Knott, OF	.359	8	41
1983	Rafael Palmeiro, LF	.406	18	78	2002	Steve Gendron, OF	.351	2	48
1984	Rafael Palmeiro, LF	.415	29	94	2003	Matthew Maniscalco, SS	.338	7	42
1985	Will Clark, 1B	.420	25	77	2004	Brad Corley, OF	.380	13	55
1986	Dan Paradoa, LF	.376	9	50	2005	Brad Corley, OF	.316	5	40
1987	Dan Paradoa, LF	.347	7	40	2006	Thomas Berkery, SS	.383	7	44
1988	Pete Young, 3B	.338	12	53	2007	Edward Easley, C	.358	12	63
1989	Tommy Raffo, 1B	.383	22	80	2008	Tyler Moore, 1B	.299	14	46
1990	Tommy Raffo, 1B	.358	13	69	2009	Connor Powers, 1B	.301	19	63
1991	Charlie Anderson, 2B	.275	7	49	2010	Connor Powers, 1B	.379	16	68
1992	Rex Buckner, RF	.297	13	50	2011	Jarrod Parks, 3B	.363	3	36
1993	Drew Williams, 1B	.319	8	52	2012	Adam Frazier, SS	.371	0	26
1994	Drew Williams, 3B	.300	16	69	2013	Hunter Renfro, OF	.345	16	65

YEARLY TEAM STATISTICS: PITCHING



YEAR	G	W-L	PCT	ERA	SV	CG	SHO	IP	H	R-ER	BB	SO	HR	BK	HB	WP
1976	45	28-17	.622	2.88	4	21	8	356.0	313	155-114	174	249	15	—	—	13
1977	48	33-15	.688	3.65	7	20	4	385.0	335	214-156	189	275	34	—	—	19
1978	56	38-18	.679	4.18	8	24	0	457.0	460	280-212	215	268	51	—	—	14
1979	60	48-12	.800	3.40	13	25	6	500.1	437	258-189	254	327	30	—	—	26
1980	50	31-19	.620	3.33	7	19	6	413.1	389	207-153	167	237	24	—	—	18
1981	63	46-17	.730	4.21	7	42	2	517.1	563	310-242	224	341	37	—	—	34
1982	51	28-23	.549	4.48	6	17	5	403.2	418	268-201	187	218	32	—	—	28
1983	57	42-15	.737	4.60	10	13	4	471.2	520	320-241	220	271	33	—	—	32
1984	61	45-16	.738	4.17	6	24	2	500.2	503	297-232	240	369	42	—	—	40
1985	65	50-15	.769	3.34	11	20	8	531.0	491	267-197	234	410	38	—	—	34
1986	55	34-21	.618	4.28	6	10	4	452.0	485	282-215	173	370	48	—	—	30
1987	61	39-22	.639	4.86	8	13	6	517.0	538	322-279	244	399	58	6	13	48
1988	64	44-20	.688	3.91	17	2	5	539.0	545	298-234	237	440	37	6	26	32
1989	68	54-14	.794	3.73	13	3	8	601.1	580	315-249	256	414	41	8	15	40
1990	71	50-21	.704	3.78	12	12	10	616.0	567	314-259	244	454	45	5	35	27
1991	63	42-21	.667	3.77	13	5	5	543.2	515	278-228	261	450	42	3	38	37
1992	62	40-22	.645	3.22	12	10	9	551.0	509	261-197	209	504	28	2	34	47
1993	62	41-21	.661	3.74	14	9	5	534.0	533	284-222	235	455	35	3	25	59
1994	59	36-23	.610	4.16	18	8	4	523.1	529	334-242	239	479	29	3	32	36
1995	59	34-25	.576	3.58	9	9	6	510.2	521	278-203	194	454	19	2	28	65
1996	62	38-24	.613	4.00	10	14	1	551.1	590	326-245	226	527	45	6	47	47
1997	68	47-21	.691	5.07	16	5	1	600.1	668	416-338	268	655	78	6	26	70
1998	65	42-23	.646	4.97	21	1	4	570.2	627	373-315	233	564	78	7	25	60
1999	63	42-21	.666	4.08	11	5	6	558.2	534	292-252	265	582	39	4	36	58
2000	61	41-20	.683	4.79	15	3	4	541.2	554	331-288	253	502	40	6	43	5
2001	63	39-24	.619	3.73	13	1	8	567.1	534	283-235	210	539	38	9	55	42
2002	59	34-24	.586	4.30	7	1	8	517.0	534	305-247	182	406	38	8	50	42
2003	63	42-20	.677	3.58	10	4	4	572.2	528	281-228	233	493	33	16	46	36
2004	59	35-24	.593	4.47	9	2	3	529.2	548	314-263	183	428	42	6	35	34
2005	64	42-24	.656	3.51	12	5	3	558.1	569	274-218	199	431	42	8	41	39
2006	60	37-23	.617	4.22	10	5	1	533.1	572	302-250	162	409	49	8	48	32
2007	60	38-22	.633	4.86	18	3	1	539.1	637	350-291	166	496	53	12	50	32
2008	56	23- 33	.411	6.82	8	1	2	493.2	595	441-374	274	451	61	5	59	54
2009	54	25-29	.463	6.57	12	5	1	465.2	566	387-340	246	365	66	7	63	52
2010	56	23- 33	.411	6.90	7	4	1	486.1	628	440-373	253	387	62	5	60	52
2011	63	38-25	.603	4.39	16	1	6	554.0	572	311-270	227	481	37	5	44	63
2012	64	40-24	.625	2.58	21	3	6	585.0	516	219-168	181	536	17	6	55	40
2013	71	51-20	.718	2.79	24	3	6	642.1	533	255-199	234	588	21	5	68	34

BOLD = SCHOOL RECORD

TEAM MVP - PITCHING

YEAR	PITCHER	W-L	ERA	K	YEAR	PITCHER	W-L	ERA	K
1976	Don Robinson	8-4	2.50	78	1995	Eric DuBose	8-4	3.28	109
1977	Jack Lazorko	10-3	2.74	55	1996	Eric DuBose	10-4	3.11	174
1978	Jack Lazorko	8-2	2.92	32	1997	Van Johnson	5-4, 13 Saves	4.21	90
1979	Ken Kurtz	12-2	2.09	100	1998	Jeremy Jackson	10-3	4.61	91
1980	Perry Cliburn	5-3	1.79	40	1999	Hank Thoms	7-6	2.66	121
1981	Don Mundie	14-5	3.60	91	2000	Kevin Donovan	7-5	4.20	98
1982	Hans Herzog	8-4	3.87	34	2001	Tanner Brock	7-2	4.44	72
1983	Hans Herzog	12-3	4.96	61	2002	Paul Maholm	10-3	3.43	77
1984	Jeff Brantley	13-3	2.65	115	2003	Paul Maholm	9-2	2.76	101
1985	Jeff Brantley	18-2	2.29	136	2004	Jeff Lacher	5-6	4.08	56
1986	Will McRaney	7-5	2.95	62	2005	Alan Johnson	5-6	4.15	70
1987	Mike Martin	11-5	4.11	80	2006	Justin Pigott	7-1, 2 Saves	1.66	41
1988	Terry Ellis	10-4	4.70	61	2007	Justin Pigott	7-7	4.51	76
1989	Bobby Reed	12-3	3.72	54	2008	Aaron Weatherford	3-1, 7 Saves	0.85	62
1990	Bobby Reed	15-4	3.01	98	2009	Nick Routt	5-3	4.15	87
1991	B.J. Wallace	10-5	3.78	104	2010	Chris Stratton	5-3	5.29	76
1992	B.J. Wallace	9-3	2.69	145	2011	Caleb Reed	1-2, 12 Saves	1.55	66
1993	Carlton Loewer	9-3	3.07	101	2012	Chris Stratton	11-2	2.38	127
1994	Gary Rath	10-3	1.71	141	2013	Ross Mitchell	13-0	1.53	44



YEAR-BY-YEAR TEAM RECORD

YEAR	COACH	ALL GAMES				CONFERENCE				CHAMPIONSHIPS/POSTSEASON
		W	L	T	PCT.	W	L	T	PCT.	
1885	None	3	0	0	1.000					
1886	None	2	0	0	1.000					
1887	None	2	0	0	1.000					
1888	None	5	1	0	.833					
1889	G.C. Creelman	3	0	0	1.000					
1890	G.C. Creelman	4	0	0	1.000					
1891	G.C. Creelman	3	0	0	1.000					
1892	G.C. Creelman	2	0	0	1.000					
1893	G.C. Creelman	2	0	2	.750					
1894		----- NO TEAM -----								
1895	G.C. Creelman	1	0	1	.750					
1896	G.C. Creelman	0	2	0	.000					
1897	None	2	1	0	.667					
1898		----- NO TEAM -----								
1899	None	1	1	0	.500					
1900		----- NO TEAM -----								
1901		----- NO TEAM -----								
1902	S.W. Scales	5	1	0	.833					
1903	None	9	3	0	.750					
1904	None	6	5	0	.545	4	5	0	.444	
1905	S.A. Jehl	11	5	0	.688	4	2	0	.667	
1906	Bert Noblett	9	8	1	.528	3	2	1	.583	
1907	F.P. Plass	8	6	0	.571	1	5	0	.167	
1908	F.P. Plass	19	13	2	.588	4	7	0	.364	
1909	Dolly Stark	22	4	0	.846	^10	2	0	.833	S. Intercollegiate Athletic Assoc. Champion
1910	W.D. Chadwick	16	11	0	.593	2	5	0	.286	
1911	W.D. Chadwick	16	7	0	.696	^10	6	0	.625	S. Intercollegiate Athletic Assoc. Champion
1912	W.D. Chadwick	14	8	1	.630	7	7	0	.500	
1913	W.D. Chadwick	16	10	2	.625	8	6	1	.567	
1914	W.D. Chadwick	11	9	2	.545	5	6	1	.458	
1915	W.D. Chadwick	12	9	2	.565	8	6	2	.563	
1916	W.D. Chadwick	11	7	0	.611	6	6	0	.500	
1917	W.D. Chadwick	14	3	2	.789	9	1	2	.833	
1918	W.D. Chadwick	10	8	0	.556	^4	7	0	.364	S. Intercollegiate Athletic Assoc. Champion
1919	S.L. Robinson	11	7	0	.611	6	4	0	.600	
1920	C.R. (Dudy) Noble	8	8	0	.500	6	6	0	.500	
1921	C.R. (Dudy) Noble	13	8	0	.619	^6	6	0	.500	Southern Conference Champion
1922	C.R. (Dudy) Noble	16	6	3	.700	^7	1	1	.833	Southern Conference Champion
1923	C.R. (Dudy) Noble	14	9	0	.609	11	7	0	.611	
1924	C.R. (Dudy) Noble	17	7	0	.708	^12	3	0	.800	Southern Conference Champion
1925	C.R. (Dudy) Noble	19	7	0	.731	9	5	0	.643	
1926	C.R. (Dudy) Noble	18	12	0	.600	10	8	0	.556	
1927	C.R. (Dudy) Noble	13	8	1	.614	9	7	0	.563	
1928	C.R. (Dudy) Noble	12	8	0	.600	7	6	0	.538	
1929	C.R. (Dudy) Noble	9	6	3	.583	3	5	0	.375	
1930	C.R. (Dudy) Noble	12	12	0	.500	6	7	0	.462	
1931	C.R. (Dudy) Noble	12	9	0	.571	8	5	0	.615	
1932	C.R. (Dudy) Noble	8	10	0	.444	6	8	0	.429	
1933	C.R. (Dudy) Noble	10	5	0	.667	5	3	0	.625	----- FIRST YEAR IN SEC -----
1934	C.R. (Dudy) Noble	11	5	0	.688	8	4	0	.667	
1935	C.R. (Dudy) Noble	8	3	0	.727	8	3	0	.727	
1936	C.R. (Dudy) Noble	8	5	1	.607	6	4	0	.600	
1937	C.R. (Dudy) Noble	12	3	0	.800	8	3	0	.727	
1938	C.R. (Dudy) Noble	5	7	0	.417	3	7	0	.300	
1939	C.R. (Dudy) Noble	7	10	0	.412	3	10	0	.231	
1940	C.R. (Dudy) Noble	5	9	0	.357	4	7	0	.364	
1941	C.R. (Dudy) Noble	8	9	0	.471	7	8	0	.467	
1942	C.R. (Dudy) Noble	8	6	1	.567	6	7	0	.462	
1943	C.R. (Dudy) Noble	3	9	0	.250	3	9	0	.250	
1944		----- NO TEAM -----								
1945		----- NO TEAM -----								
1946	C.R. (Dudy) Noble	3	12	0	.200	2	9	0	.182	
1947	C.R. (Dudy) Noble	8	8	0	.500	7	8	0	.467	
1948	R.P. Patty	17	8	0	.680	*12	5	0	.706	SEC Champion
1949	R.P. Patty	19	6	0	.760	*13	3	0	.813	SEC Champion/NCAA District Playoffs
1950	R.P. Patty	13	6	0	.684	9	5	0	.643	
1951	R.P. Patty	11	9	0	.550	6	9	0	.400	
1952	R.P. Patty	12	11	0	.522	6	9	0	.400	

YEAR-BY-YEAR TEAM RECORD



YEAR	COACH	ALL GAMES				CONFERENCE				POSTSEASON
		W	L	T	PCT.	W	L	T	PCT.	
1953	R.P. Patty	15	7	0	.682	12	3	0	.800	NCAA District Playoffs
1954	R.P. Patty	9	7	0	.563	7	7	0	.500	
1955	R.P. Patty	9	10	0	.474	7	9	0	.438	
1956	R.P. Patty	11	9	0	.550	6	9	0	.400	
1957	Paul E. Gregory	13	5	0	.722	10	5	0	.667	
1958	Paul E. Gregory	14	10	0	.583	8	6	0	.571	
1959	Paul E. Gregory	12	13	0	.480	5	10	0	.333	
1960	Paul E. Gregory	16	11	0	.593	8	8	0	.500	
1961	Paul E. Gregory	12	7	0	.632	7	6	0	.538	
1962	Paul E. Gregory	21	5	1	.796	14	1	1	.906	
1963	Paul E. Gregory	17	11	0	.607	9	7	0	.563	
1964	Paul E. Gregory	17	12	0	.586	7	7	0	.500	
1965	Paul E. Gregory	16	10	0	.615	*11	4	0	.733	SEC Champion/NCAA District Playoffs
1966	Paul E. Gregory	20	11	0	.645	*11	4	0	.733	SEC Champion/NCAA District Playoffs
1967	Paul E. Gregory	17	14	0	.548	9	9	0	.500	
1968	Paul E. Gregory	16	17	0	.485	7	10	0	.412	
1969	Paul E. Gregory	20	10	0	.667	11	7	0	.611	
1970	Paul E. Gregory	32	8	0	.800	*11	4	0	.733	SEC Champion/NCAA District Playoffs
1971	Paul E. Gregory	\$32	12	0	.727	*13	5	0	.722	SEC Champ./NCAA District Playoffs/CWS
1972	Paul E. Gregory	24	16	0	.600	7	11	0	.389	
1973	Paul E. Gregory	16	14	1	.532	5	9	0	.357	
1974	Paul E. Gregory	13	14	0	.481	8	9	0	.471	
1975	Jimmy Bragan	16	24	0	.400	6	16	0	.273	
1976	Ron Polk	28	17	0	.622	11	12	0	.478	
1977	Ron Polk	33	15	0	.688	11	9	0	.550	
1978	Ron Polk	38	18	0	.679	13	8	0	.619	NCAA Regional
1979	Ron Polk	\$48	12	0	.800	*+17	2	0	.895	SEC & SECT Champ./NCAA Regional/CWS
1980	Ron Polk	31	19	0	.620	10	11	0	.476	
1981	Ron Polk	\$46	17	0	.730	17	6	0	.739	NCAA Regional/College World Series
1982	Ron Polk	28	23	0	.549	11	13	0	.458	
1983	Ron Polk	42	15	0	.737	17	5	0	.773	NCAA Regional
1984	Ron Polk	45	16	0	.738	18	5	0	.783	NCAA Regional
1985	Ron Polk	\$50	15	0	.769	*+16	8	0	.667	SEC & SECT Champ./NCAA Regional/CWS
1986	Ron Polk	34	21	0	.618	12	15	0	.444	
1987	Ron Polk	39	22	0	.639	*+13	13	0	.500	SEC & SECT Champ./NCAA Regional
1988	Ron Polk	44	20	0	.688	17	10	0	.630	NCAA Regional
1989	Ron Polk	54	14	0	.794	*20	5	0	.800	SEC Champ./NCAA Regional
1990	Ron Polk	\$50	21	0	.704	+17	9	0	.654	SECT Champion/NCAA Regional/CWS
1991	Ron Polk	42	21	0	.667	12	9	0	.571	NCAA Regional
1992	Ron Polk	40	22	0	.645	15	9	0	.625	NCAA Regional
1993	Ron Polk	41	21	0	.661	17	12	0	.586	NCAA Regional
1994	Ron Polk	36	23	0	.610	15	12	0	.556	
1995	Ron Polk	34	25	0	.576	11	16	0	.407	
1996	Ron Polk	38	24	0	.613	17	13	0	.567	NCAA Regional
1997	Ron Polk	\$47	21	0	.691	19	11	0	.633	NCAA Regional/College World Series
1998	Pat McMahon	\$42	23	0	.646	14	15	0	.483	NCAA Regional/College World Series
1999	Pat McMahon	42	21	0	.666	15	14	0	.517	NCAA Regional
2000	Pat McMahon	41	20	0	.672	17	10	0	.630	NCAA Regional/Super Regional
2001	Pat McMahon	39	24	0	.619	+17	13	0	.567	SECT Champ./NCAA Regional/Super Regional
2002	Ron Polk	34	24	1	.585	14	15	0	.483	
2003	Ron Polk	42	20	1	.645	17	12	0	.586	NCAA Regional
2004	Ron Polk	35	24	0	.593	13	17	0	.433	NCAA Regional
2005	Ron Polk	42	22	0	.656	+13	16	0	.448	SECT Champion/NCAA Regional
2006	Ron Polk	37	23	0	.617	12	17	0	.414	NCAA Regional
2007	Ron Polk	\$38	22	0	.633	15	13	0	.536	NCAA Regional/Super Regional/CWS
2008	Ron Polk	23	33	0	.411	9	21	0	.300	
2009	John Cohen	25	29	0	.463	9	20	0	.310	
2010	John Cohen	23	33	0	.411	6	24	0	.200	
2011	John Cohen	38	25	0	.603	14	16	0	.467	NCAA Tournament/Super Regional
2012	John Cohen	40	24	0	.625	+16	14	0	.533	SECT Champion/NCAA Tournament
2013	John Cohen	\$51	20	0	.718	16	14	0	.533	NCAA Regional/Super Regional/CWS Finalist
ALL-TIME TOTALS		2457	1436	28	.630	858	743	1	.536	9 CWS/7 SECT/9 SEC/33 NCAA Tourn.

Bold = NCAA Tournament; * SEC Champion; + SEC Tournament Champion; \$ - NCAA College World Series

^ Southern Intercollegiate Athletic Association Championship

NOTE: SEC baseball competition began in 1933; the first SEC baseball tournament was held in 1977; Conference all-time total at bottom is SEC only.



MISC. TEAM INFO

ALL-TIME MSU COACHING RECORDS

COACH	TENURE	SEASONS	OVERALL		CONFERENCE	
			W-L-T	PCT.	W-L	PCT.
—	1885-88	4	12-1	.923	—	—
G.C. Creelman	1889-96	7	15-2-3	.825	—	—
—	1897,1899	2	3-2	.600	—	—
S.W. Scales	1902	1	5-1	.833	—	—
—	1903-04	2	15-8	.652	—	—
S.A. Jehl	1905	1	11-5	.688	4-2	.667
Bert Noblett	1906	1	9-8-1	.528	3-2-1	.583
F.P. Plass	1907-08	2	27-19-2	.583	5-12	.294
Dolly Stark	1909	1	22-4	.846	10-2	.833
W.D. Chadwick	1910-18	9	120-72-9	.619	59-50-6	.541
S.L. Robinson	1919	1	11-7	.611	6-4	.600
C.R. "Dudy" Noble	1920-47	26	267-201-9	.569	170-156-1	.461
R.P. "Doc" Patty	1948-56	9	116-73	.614	78-59	.569
Paul E. Gregory	1957-74	18	328-200-2	.621	161-122-1	.569
Jimmy Bragan	1975	1	16-24	.400	6-16	.273
Ron Polk	1976-97	22	888-422	.678	326-213	.605
Pat McMahon	1998-2001	4	164-88	.651	63-52	.548
Ron Polk	2002-08	7	251-168-2	.601	93-111	.456
John Cohen	2009-Today	5	177-131	.555	61-88	.409
16 COACHES	1885-TODAY	123	2457-1436-28*	.630	1045-889-9^	.536

* Includes eight seasons with no head coach (1885-88, 1897, 1899, 1903-04)

^ MSU was a member of the Southern Intercollegiate Athletic Association (1896-1920) and the Southern Conference (1921-1932) prior to becoming a charter member of the Southeastern Conference in 1933.

MSU IN THE FINAL POLLS

YEAR	RECORD	COLLEGIATE BASEBALL	BASEBALL AMERICA	USA TODAY/ ESPN COACHES	NCBWA WRITERS	PERFECT GAME
1962	21-5	<u>14</u>	—	—	—	—
1965	16-10	<u>29</u>	—	—	—	—
1966	20-11	<u>26</u>	—	—	—	—
1970	32-8	<u>10</u>	—	—	—	—
1971	32-12	<u>7</u>	—	—	—	—
1978	38-18	<u>14</u>	—	—	—	—
1979	48-12	<u>6</u>	—	—	—	—
1981	46-17	<u>6</u>	8	—	—	—
1983	42-15	<u>12</u>	13	—	—	—
1984	45-16	<u>10</u>	<u>7</u>	—	—	—
1985	50-15	<u>4</u>	<u>3</u>	—	—	—
1987	39-22	NR	<u>23</u>	—	—	—
1988	44-20	<u>23</u>	<u>12</u>	—	—	—
1989	54-14	<u>10</u>	<u>6</u>	—	—	—
1990	50-21	<u>5</u>	<u>7</u>	—	—	—
1991	42-21	<u>22</u>	NR	—	—	—
1992	40-22	<u>21</u>	NR	<u>21</u>	—	—
1993	41-21	<u>25</u>	NR	<u>21</u>	—	—
1996	38-24	<u>27</u>	NR	<u>24</u>	—	—
1997	47-21	<u>6</u>	<u>7</u>	<u>6</u>	—	—
1998	42-23	<u>6</u>	<u>14</u>	<u>6</u>	—	—
1999	42-21	<u>30</u>	NR	<u>24</u>	—	—
2000	41-20	<u>15</u>	<u>15</u>	<u>14</u>	—	—
2001	39-24	<u>14</u>	<u>19</u>	<u>17</u>	—	—
2003	42-20-1	<u>24</u>	<u>24</u>	<u>19</u>	<u>21</u>	—
2005	42-22	NR	<u>22</u>	<u>19</u>	<u>33</u>	—
2007	38-22	<u>8</u>	<u>8</u>	<u>8</u>	<u>9</u>	—
2011	38-25	<u>15</u>	<u>17</u>	<u>15</u>	<u>19</u>	<u>16</u>
2012	40-24	<u>24</u>	<u>22</u>	NR	<u>30</u>	<u>22</u>
2013	51-20	<u>2</u>	<u>2</u>	<u>2</u>	<u>2</u>	<u>2</u>

HIGHEST FINAL RANKING THAT SEASON POLL SHOWN UNDERLINED • NR - NOT RANKED

SEC SERIES SWEEPS

MSU AT HOME VS.

Alabama	May 4-5, 2013
Arkansas	April 25-26, 1992
Auburn	March 25-27, 2011
Florida	April 22-23, 1989
Georgia	April 24-26, 1998
Kentucky	March 15-17, 1996
LSU	April 20-21, 1985
Ole Miss	May 18-19, 2002
Missouri	Never
South Carolina	Never
Tennessee	April 28-30, 2000
Texas A&M	Never
Vanderbilt	March 11-12, 2000

MSU ON THE ROAD VS.

Alabama	May 21-23, 2004
Arkansas	March 21-23, 2003
Auburn	April 17-18, 1998
Florida	Never
Georgia	March 28-30, 1997
Kentucky	April 1-3, 1994
LSU	April 18-19, 1981
Missouri	Never
Ole Miss	March 28-30, 2003
South Carolina	Never
Tennessee	May 6-8, 2011
Texas A&M	April 12-14, 2013
Vanderbilt	April 20-21, 1991

SEC OPPONENTS VS. MSU AT DUDY NOBLE FIELD

Alabama	Never
Arkansas	April 9-11, 2010
Auburn	March 21-22, 1987
Florida	May 3-5, 2002
Georgia	May 7-9, 2004
Kentucky	Never
LSU	April 2-3, 1971
Ole Miss	April 30-May 2, 2010
Missouri	Never
South Carolina	Never
Tennessee	Never
Texas A&M	Never
Vanderbilt	May 14-16, 2010

SEC OPPONENTS VS.

MSU ON THE ROAD

Alabama	April 23-25, 2010
Arkansas	April 30-May 2, 1999
Auburn	May 7-9, 2010
Florida	March 19-21, 2010
Georgia	April 1-3, 2011
Kentucky	May 12-14, 2006
LSU	May 9-11, 2008
Ole Miss	April 29-May 1, 2005
Missouri	Never
So. Carolina	April 13-15, 2012
Tennessee	Never
Texas A&M	Never
Vanderbilt	April 26-28, 2013

A Mississippi State Team

Won 15+ Consecutive Games	Feb. 15-March 8, 2013 (17)
Won 10+ Consecutive Games	Feb. 15-March 8, 2013 (17)
Won 10+ Consecutive SEC Games	March 11-April 15, 1989 (14)
Won 5+ Consecutive SEC Games	May 1-13, 2011 (6)
Lost 5+ Consecutive Games	April 23-May 9, 2010 (11)
Lost 5+ Consecutive SEC Games	April 23-May 21, 2010 (14)
Swept A Three-Game Series	May 4-5, 2013 vs. Alabama
At Home	May 4-5, 2013 vs. Alabama
On The Road	April 12-14, 2013 at Texas A&M
Was Swept In A Three-Game Series	April 26-28, 2013 at Vanderbilt
At Home	May 14-16, 2010 vs. Vanderbilt
On The Road	April 26-28, 2013 at Vanderbilt
Swept A Non-Conference Series	March 1-3, 2013 vs. Saint Joseph's (4-0)
At Home	March 1-3, 2013 vs. Saint Joseph's (4-0)
On The Road	April 18-19, 2006 at Memphis (2-0)
Was Swept In A Non-Conference Series	March 13-14, 2012 at SE La. (0-2)
At Home	March 9-10 vs. Baylor (0-3)
On The Road	March 13-14, 2012 at SE La. (0-2)
Swept An SEC Series	May 4-5, 2013 vs. Alabama (3-0)
At Home	May 4-5, 2013 vs. Alabama (3-0)
On The Road	April 12-14, 2013 at Texas A&M (3-0)
Was Swept In An SEC Series	April 26-28, 2013 at Vanderbilt
At Home	May 14-16, 2010 vs. Vanderbilt
On The Road	April 26-28, 2013 at Vanderbilt
Played An Extra-Inning Game	May 21, 2013 vs. Missouri (W, 2-1 in 17)
Won An Extra-Inning Game	May 21, 2013 vs. Missouri (W, 2-1 in 17)
Lost An Extra-Inning Game	May 17, 2013 vs. S. Carolina (L, 3-5 in 10)

A Mississippi State Offense

Scored 20+ Runs	April 20, 2010 vs. Alcorn State (27)
Scored 15+ Runs	April 14, 2013 at Texas A&M (15)
Scored 10+ Runs In An Inning	May 3, 2011 at S. Alabama (10 in 7th)
Scored 9+ Runs In An Inning	May 3, 2011 at S. Alabama (10 in 7th)
Scored 8+ Runs In An Inning	April 14, 2013 at Texas A&M (8 in 4th)
Had 20+ Hits	June 8, 2013 at Virginia (20)
Had 6+ Home Runs	March 18, 2008 at UAB (6)
Had 5+ Home Runs	May 2, 2009 vs. Alabama (5)
Hit Back-To-Back Home Runs	April 13, 2013 at Texas A&M
Hit Back-To-Back-To-Back Home Runs	May 2, 2009 vs. Alabama
Had 3+ Triples	Not Since At Least 2006
Had 8+ Doubles	April 6, 2010 vs. Jackson State (8)
Had 7+ Doubles	March 12, 2013 vs. Southern Miss (7)
Had 6+ Doubles	March 12, 2013 vs. Southern Miss (7)
Had 10+ Walks	March 26, 2013 vs. Austin Peay (11)
Stole 9+ Bases	March 28, 1995 vs. Jackson State (9)
Stole 8+ Bases	March 26, 2013 vs. Austin Peay (8)
Had Less Than 2 Strikeouts	March 10, 2012 vs. Mercer (1)
Was Shut Out	June 25, 2013 vs. UCLA (0-8)
At Home	May 15, 2012 vs. Central Arkansas (0-2)
On The Road	May 10, 2013 at Ole Miss (0-3)
In Back-To-Back Games	March 18-19, 2011 vs. Vanderbilt

A Mississippi State Pitching Staff

Tossed A No-Hitter	April 6, 1985 vs. Hawaii-Hilo
Held Opponent To 1 Hit	Feb. 18, 2011 vs. Akron
Held Opponent To 2 Hits	March 30, 2011 vs. Alabama A&M (7 Inn.)
Struck Out 20+ Batters	Not Since At Least 2004
Struck Out 15+ Batters	June 3, 2013 vs. Central Arkansas (17)
Did Not Issue A Walk	April 13, 2013 at Texas A&M
Shut Out An Opponent	April 20, 2013 vs. Auburn (6-0)
At Home	April 20, 2013 vs. Auburn (6-0)
On The Road	May 12, 2012 at Florida (2-0)
Shut Out An SEC Opponent	April 20, 2013 vs. Auburn (6-0)
At Home	April 20, 2013 vs. Auburn (6-0)
On The Road	May 12, 2012 at Florida (2-0)
Recorded Back-To-Back Shutouts	March 27 & 30, 2011 (Auburn/Ala. A&M)

Mississippi State All-American Hunter Renfroe was the last Bulldog to hit two home runs in a game, doing so March 23, 2012 in an 11-2 upset victory against No. 3 Arkansas at Dudy Noble Field. One of the round-trippers was an inside-the-park homer, making Renfroe the first MSU player since Brad Corley in 2004 to accomplish the feat. One year after the two-dinger game, Renfroe was drafted 13th overall by the San Diego Padres in the 2013 MLB Draft.

A Mississippi State Defense

Turned A Triple Play	March 9, 1991 vs. Auburn-Montgomery
Had 5+ Errors	Feb. 27, 2010 vs. Southeastern Louisiana (5)

A Mississippi State Batter Had

The Cycle	Brad Freeman vs. South Alabama, Feb. 17, 1998
8+ At-Bats	Adam Frazier & Brett Pirtle vs. Missouri, May 21, 2013 (8)
6+ Hits	Adam Frazier vs. Virginia, June 8, 2013 (6)
5+ Hits	Adam Frazier vs. Virginia, June 8, 2013 (6)
4+ Hits	Adam Frazier vs. Virginia, June 8, 2013 (6)
2+ Hits In An Inning	Nick Ammirati at Texas A&M, April 14, 2013 (2)
5+ Runs	Not Since At Least 2006
4+ Runs	Hunter Renfroe at Texas A&M, April 14, 2013 (4)
3+ Doubles	Jet Butler vs. Valparaiso, March 11, 2009 (3)
2 Triples	Brad Winkler vs. Alabama, March 15, 1980
2 Grand Slams	Never
A Grand Slam	Nick Ammirati at Texas A&M, April 14, 2013
A Pinch-Hit Grand Slam	Unknown
3+ Home Runs	Ryan Duffy vs. Jackson State, April 6, 2010 (3)
2+ Home Runs	Hunter Renfroe vs. Arkansas, March 23, 2012 (2)
Inside-The-Park Home Run	Hunter Renfroe vs. Arkansas, March 23, 2012
Pinch-Hit Home Run	Ryan Duffy at Memphis, May 12, 2009
10+ RBIs	Jason Nappi at UAB, March 18, 2008 (11)
9+ RBIs	Ryan Duffy vs. Jackson State, April 6, 2010 (9)
8+ RBIs	Ryan Duffy vs. Jackson State, April 6, 2010 (9)
7+ RBIs	Ryan Duffy vs. Jackson State, April 6, 2010 (9)
10+ Total Bases	Adam Frazier at Virginia, June 8, 2013 (10)
4+ Walks	Adam Frazier vs. Alcorn State, March 27, 2012 (4)
3+ Walks	Alex Dettz at Vanderbilt, April 28, 2013 (3)
3+ Stolen Bases	Grant Hogue vs. Middle Tennessee, April 21, 2009 (3)
A Steal Of Home	Unknown
3+ Hit By Pitches	Brett Pirtle vs. Alabama, May 5, 2013 (3)
Leadoff Home Run	Nick Vickerson vs. Florida, May 25, 2011
Walk-Off Home Run	Wes Rea vs. South Alabama, April 10, 2012
Walk-Off Hit	Mitch Slauter vs. Missouri, May 21, 2013

A Mississippi State Pitcher Had

A Perfect Game	J.T. Peatross vs. Mississippi College, April 6, 1918
A No-Hitter	Gene Morgan vs. Hawaii-Hilo, April 6, 1985
A Complete Game	Kendall Graveman at Texas A&M, April 13, 2013
A CG Shutout	Kendall Graveman vs. Florida, April 6, 2013 (2-0)
At Home	Kendall Graveman vs. Florida, April 6, 2013 (2-0)
On The Road	Todd Doolittle at Georgia, April 16, 2005 (6-0)
In The SEC	Kendall Graveman vs. Florida, April 6, 2013 (2-0)
As a Freshman	Scott Tanksley vs. Mississippi College, April 20, 1993 (6-0)
In The Postseason	B.J. Wallace vs. Nicholls State, May 21, 1992 (1-0)
Consecutive CGs	Kendall Graveman, March 30-April 13, 2013 (3)
A Complete-Game 1-Hitter	Unknown
In 7+ Innings	Jacob Lindgren vs. St. Joseph's, March 1, 2013 (1 in 7 Inn.)
A Complete-Game 2-Hitter	Unknown
In 7+ Innings	Jacob Lindgren vs. St. Joseph's, March 1, 2013 (1 in 7 Inn.)
15+ Strikeouts	Chris Stratton at LSU, March 16, 2012 (17)
10+ Strikeouts	Chad Girodo vs. Indiana, June 17, 2013 (10)





NATIONAL HONORS

ALL-AMERICANS (39)

(46 TOTAL HONORS)

YEAR	POS.	PLAYER	HONOR
1949	OF	Lee Watts	ABCA (Second Team)
1962	P	Frank Montgomery	ABCA (First Team)
1966	OF	Del Unser	Sporting News (First Team)
1971	SS	Bobby Croswell	Sporting News (Hon. Mention)
	OF	Dave Phares	Sporting News (Hon. Mention)
	3B	Phil Still	ABCA, Sporting News (First Team)
1977	OF	Nat Showalter	ABCA, Sporting News (First Team)
1979	OF	Mike Kelley	ABCA (First Team)
	P	Ken Kurtz	ABCA (First Team)
1981	OF	Mark Gillaspie	ABCA, Baseball America (First Team)
	1B	Bruce Castoria	ABCA (First Team)
1983	DH	Rafael Palmeiro	ABCA (First Team)
	OF	Brad Winkler	ABCA (First Team)
1984	1B	Will Clark	ABCA (First Team)
	OF	Rafael Palmeiro	Consensus First Team
1985	P	Jeff Brantley	Sporting News (First Team)
	1B	Will Clark	Consensus First Team
	OF	Rafael Palmeiro	Sporting News (First Team)
1988	UTL	Pete Young	ABCA (Second Team)
1989	1B	Tommy Raffo	Baseball America (Second Team)
	UTL	Pete Young	ABCA (First Team)
1990	1B	Tommy Raffo	ABCA (Second Team)
1992	P	B.J. Wallace	Baseball America (Second Team)
			Collegiate Baseball (Third Team)
			ABCA (Third Team)
	P	Jon Harden	ABCA (Second Team)
1993	P	Carlton Loewer	ABCA (Third Team)
	SS	Paul Petrulis	NCBWA (Third Team)
	OF	Ricky Joe Redd	NCBWA (Third Team)
1994	P	Gary Rath	Baseball America (Second Team)
			ABCA (Second Team)
			NCBWA (Second Team)
			Collegiate Baseball (Second Team)
1996	P	Eric DuBose	ABCA (Second Team)
			Baseball America (Second Team)
			Mizuno (Third Team)
	DH	Rob Hauswald	ABCA (Second Team)
1997	P	Eric DuBose	NCBWA (Third Team)
	P	Van Johnson	NCBWA (Second Team)
			ABCA (Second Team)
1998	2B	Brad Freeman	NCBWA (Second Team)
	OF	Brian Wiese	NCBWA (First Team)
2002	P	Paul Maholm	NCBWA (Third Team)
2003	P	Paul Maholm	Collegiate Baseball (Third Team)
			NCBWA (Third Team)
2004	OF	Brad Corley	Baseball America (Second Team)
			USA Today/Sports Weekly (Second Team)
			Collegiate Baseball (Third Team)
			ABCA (Third Team)
2006	SS	Thomas Berkery	Collegiate Baseball (Second Team)
			Rivals.com (HM)
2007	C	Edward Easley	ABCA (Second Team)
			NCBWA (Second Team)
			Collegiate Baseball (Second Team)
			Rivals.com (Second Team)
	SS	Brandon Turner	NCBWA (Second Team)
2012	P	Chris Stratton	Consensus First Team
2013	OF	Hunter Renfroe	Consensus First Team
	P	Jonathan Holder	Louisville Slugger (First Team)
			Baseball America (First Team)
			NCBWA (First Team)
			College Baseball Insider (Second Team)
	SS	Adam Frazier	Perfect Game (Second Team)
	P	Ross Mitchell	NCBWA (Second Team)
			Louisville Slugger (Third Team)
	P	Chad Girodo	College Baseball Insider (HM)

BULLDOG OLYMPIANS (5)

YEAR	POS.	PLAYER	LOCATION
1984	1B	Will Clark	Los Angeles
1988	Assistant Coach	Ron Polk	Seoul
1992	P	B.J. Wallace	Barcelona
1996	Assistant Coach	Ron Polk	Atlanta
1996	P	Eric DuBose	Atlanta

FRESHMAN ALL-AMERICANS (32)

YEAR	POS.	PLAYER	HONOR
1983	OF	Rafael Palmeiro	Collegiate Baseball
1986	SS	Brad Hildreth	Baseball America
1987	3B	Pete Young	Baseball America
1988	P	Bobby Reed	Baseball America
1989	P	Chris George	Baseball America
1991	2B	Paul Petrulis	Baseball America
		Jay Powell	Baseball America
1993	OF	Dave Hayman	Mizuno
	P	Scott Tanksley	Mizuno
1995	P	Eric DuBose	Baseball America, Mizuno
	DH	Rob Hauswald	Mizuno (HM)
	P	Scott Polk	Mizuno (HM)
	3B	Richard Lee	Mizuno (HM)
1997	2B	Travis Chapman	Mizuno (Third Team)
1998	P	Mark Freed	Louisville Slugger (HM)
	DH	Jon Knott	Louisville Slugger
2000	SS	Matthew Maniscalco	Louisville Slugger
	P	Chris Young	Louisville Slugger (HM)
2001	1B	Matthew Brinson	Louisville Slugger (HM)
	DH	Brent Lewis	Louisville Slugger (HM)
	P	Paul Maholm	Louisville Slugger
	3B	Steve Gendron	Louisville Slugger (HM)
2002	OF	Jon Mungle	Louisville Slugger (HM)
2003	P	Jamie Gant	Louisville Slugger (HM)
2005	P	Josh Johnson	Louisville Slugger
	2B	Jeffrey Rea	Louisville Slugger
2006	P	Matt Lea	Louisville Slugger
2007	SS	Brandon Turner	Louisville Slugger
			Rivals.com
			Baseball America
	P	Ricky Bowen	Louisville Slugger
2009	P	Nick Routt	PingBaseball.com
2011	OF	C.T. Bradford	Louisville Slugger
2012	P	Jonathan Holder	Consensus

GOLDEN SPIKES AWARD

YEAR	POS.	PLAYER	RESULT
1984	OF	Rafael Palmeiro	Finalist
1985	1B	Will Clark	Winner

DICK HOWSER TROPHY

YEAR	POS.	PLAYER	RESULT
2012	P	Chris Stratton	Semifinalist
2013	OF	Hunter Renfroe	Semifinalist

JOHNNY BENCH AWARD

YEAR	POS.	PLAYER	RESULT
2007	C	Ed Easley	Winner

BROOKS WALLACE AWARD (SS)

YEAR	POS.	PLAYER	RESULT
2013	SS	Adam Frazier	Semifinalist

CB HOF PITCHER OF THE YEAR

YEAR	POS.	PLAYER	RESULT
2012	RHP	Chris Stratton	Semifinalist

PG PITCHER OF THE YEAR

YEAR	POS.	PLAYER	RESULT
2012	RHP	Chris Stratton	Winner

STOPPER OF THE YEAR

YEAR	POS.	PLAYER	RESULT
2013	RHP	Jonathan Holder	Finalist

NATIONAL & REGIONAL HONORS



ACADEMIC ALL-AMERICANS (17)

YEAR	POS.	PLAYER	HONOR
1971	OF	Ted Milton	CoSIDA (Second Team)
1979	OF	Bob Kocol	CoSIDA (First Team)
1984	OF	Dan Van Cleve	CoSIDA (First Team)
1989	OF	Jody Hurst	GTE-CoSIDA (Third Team)
	2B	Burke Masters	GTE-CoSIDA (First Team)
	1B	Tommy Raffo	GTE-CoSIDA (First Team)
1990	3B	Burke Masters*	GTE-CoSIDA (First Team)
	1B	Tommy Raffo	GTE-CoSIDA (First Team)
1991	3B	Chuck Daniel	GTE-CoSIDA (Second Team)
	OF	Joey Hamilton	GTE-CoSIDA (Second Team)
1992	3B/P	Chuck Daniel	GTE-CoSIDA (Third Team)
1994	P	Gary Rath	GTE-CoSIDA (Second Team)
1997	P	Jeremy Jackson	GTE-CoSIDA (First Team)
	1B	Richard Lee	GTE-CoSIDA (Third Team)
	3B	Adam Piatt	GTE-CoSIDA (Third Team)
1998	P	Jeremy Jackson*	GTE-CoSIDA (First Team)
	P	Van Johnson	GTE-CoSIDA (Second Team)
	1B	Richard Lee	GTE-CoSIDA (Third Team)
2000	DH	Ty Martin	GTE-CoSIDA (Third Team)
2010	P	Greg Houston	ESPN (Third Team)
	INF	Russ Sneed	ESPN (Third Team)
2012	P	Chris Stratton	Capital One (Second Team)

22 Total Honors (Five two-time honorees)

* H. Boyd McWhorter SEC Scholar-Athletes of the Year

COLLEGE BASEBALL FOUNDATION HALL OF FAME (3)

YEAR	POS.	PLAYER	YEARS AT MSU
2006	1B	Will Clark	1983-85
2009	DH/OH	Rafael Palmeiro	1983-85
	Assistant Coach	Ron Polk	1976-97, 2002-08

ABCA HALL OF FAME (3)

1967 C.R. "Dudy" Noble Mississippi State, 1915

- Head Coach: 1920-47 (26 Seasons)
- MSU Record: 267-201-9 (.569)
- Southern Conference Titles: 3 (1921, 1922, 1924)

1977 Paul Gregory Mississippi State, 1930

- Head Coach: 1957-74 (18 Seasons)
- MSU Record: 328-200-2 (.621)
- SEC Titles: 4 (1965-1966-1970-1971)
- NCAA Tournament Appearances: 1 (1971)
- NCAA College World Series Appearances: 1 (1971)

1995 Ron Polk Grand Canyon University, 1965

- Head Coach: 1976-97, 2002-08 (29 Seasons)
- MSU Record: 1,139-590-2 (.659 — 29 seasons)
- SEC Titles: * 4 (1979-1985-1987-2001)
- NCAA Tournament Appearances: * 23 (1973, 1974, 1978, 1979, 1981, 1983, 1984, 1985, 1987, 1988, 1989, 1990, 1991, 1992, 1993, 1996, 1997, 2001, 2003, 2004, 2005, 2006, 2007)
- NCAA College World Series Appearances: * 8 (1973, 1979, 1981, 1985, 1990, 1997, 2001, 2007)

* Ron Polk's listing includes appearances in two NCAA District III playoffs (1973, 1974) and one NCAA College World Series (1973) during four seasons as head baseball coach at Georgia Southern College (1972-1975) and one SEC Championship (2001), one NCAA Regional Tournament berth (2001) and one NCAA College World Series appearance (2001) during two seasons at Georgia (2000-2001).

ABCA COACH OF THE YEAR (1)

YEAR	COACH	HIGHLIGHTS
1985	Ron Polk	50-15, SEC Champions, College World Series

ABCA ALL-REGION (68)

YEAR	POS.	PLAYER	TEAM
1949	2B	Pete Grammas	First
1950	P	Joe Sheppard	First
1971	3B	Phil Still	First
1972	P	Mike Proffitt	First
1977	C	Russ Aldrich	Third
	1B	Jim Kallaher	Second
	OF	Mike Kelley	Second
	P	Jack Lazorko	Second
	OF	Nat Showalter	First
1978	C	Russ Aldrich	Second
	LF	Del Bender	First
	P	Jack Lazorko	Second
1979	DH	Rick Dixon	Third
	CF	Mike Kelley	First
	OF	Bob Kocol	Second
	P	Ken Kurtz	First
	C	John McDonald	First
1980	OF	Mark Gillaspie	First
1981	1B	Bruce Castoria	First
	OF	Mark Gillaspie	First
1982	1B	Bruce Castoria	First
	OF	Dave Klipstein	First
1983	DH	Rafael Palmeiro	First
	SS	Bob Parker	First
	OF	Brad Winkler	First
1984	P	Jeff Brantley	First
	1B	Will Clark	First
	OF	Rafael Palmeiro	First
	2B	Gator Thiesen	Second
1985	P	Jeff Brantley	First
	1B	Will Clark	First
	OF	Rafael Palmeiro	Second
1986	OF	Dan Paradoa	Second
1987	SS	Brad Hildreth	Second
1988	DH	Richie Grayum	First
	OF	Jody Hurst	Second
	3B	Pete Young	First
1989	OF	Jody Hurst	First
	2B	Burke Masters	First
	1B	Tommy Raffo	Second
	3B	Pete Young	First
1990	SS	Jon Shave	Second
	1B	Tommy Raffo	First
	P	Bobby Reed	Second
1991	P	Jay Powell	Second
1992	P	Jon Harden	First
	P	B.J. Wallace	First
1993	OF	Rex Buckner	Second
	P	Carlton Loewer	First
	SS	Paul Petruilis	Second
	P	Jay Powell	Second
	OF	Ricky Joe Redd	Second
1994	P	Gary Rath	First
	P	Scott Tanksley	Second
	3B	Drew Williams	Second
1995	OF	David Hayman	Second
1996	P	Eric DuBose	First
	DH	Rob Hauswald	First
1997	P	Van Johnson	First
1999	OF	Brian Wiese	First
2003	P	Paul Maholm	First
2004	OF	Brad Corley	First
2006	2B	Jeffrey Rea	Second
2007	C	Edward Easley	First
2012	P	Chris Stratton	First
2013	OF	Hunter Renfro	First
	SS	Adam Frazier	Second
	RHP	Jonathan Holder	Second



SEC HONORS

ALL-SEC (138)

YEAR	POS.	PLAYER	TEAM
1941	P	Dave "Boo" Ferriss	First
1942	P	Dave "Boo" Ferriss	First
1948	P	Phil Brandon	First
	OF	John Grace	First
	SS	Alex Grammas	First
1949	2B	Jimmy Bragan	First
	P	Phil Brandon	First
	C	Moss Cowart	First
	SS	Alex Grammas	First
	OF	Lee Watts	First
1950	P	Joe Sheppard	First
1951	SS	Dan Murphy	First
1952	SS	Dan Murphy	First
1953	2B	Frank Bragan	First
	RF	Lewis Gilardoni	First
	P	Curt Monroe	First
	SS	Jackie Parker	Second
1954	C	Braxton Nail	First
	LF	Jackie Parker	First
1955	1B	Frank McNally	First
	C	Braxton Nail	First
1957	2B	Don Gardiner	First
1958	1B	Jim Boring	First
	3B	Doug Litton	First
	OF	Charlie Turner	First
1960	UTL	Gary Dempsey	First
1962	OF	Bill Etheridge	First
	3B	Hal Green	First
	P	Frank Montgomery	First
	C	Art Nester	First
1963	OF	Bill Etheridge	First
1964	OF	Mike Burns	First
	P	Ken Tatum	First
	OF	Del Unser	First
1966	3B	Don Bell	First
	P	Ken Tatum	First
	OF	Del Unser	First
1967	1B	Gary Washington	First
1968	C	Sam Fletcher	First
	OF	Jim Howarth	First
1969	OF	Manuel Washington	First
1970	P	Brantley Jones	First
	UTL	Dave Phares	First
	1B	Jocko Potts	First
	C	Fred Yilling	First
1971	SS	Bobby Crosswell	First
	OF	Ted Milton	First
	P	Mike Proffitt	First
	3B	Phil Still	First
	P	Jerry Thompson	First
1973	2B	Dale Holland	First
1974	C	Rick Davidson	First
	UTL	Wayne Pinkerton	First

YEAR	POS.	PLAYER	TEAM
1977	C	Russ Aldrich	First
	1B	Jim Kallahaer	First
	OF	Mike Kelley	First
	P	Jack Lazorko	First
	OF	Nat Showalter	First
1978	C	Russ Aldrich	First
	OF	Del Bender	First
	P	Jack Lazorko	First
1979	OF	Mike Kelley	First
	OF	Bob Kocol	First
	P	Ken Kurtz	First
	C	John McDonald	First
1980	OF	Mark Gillaspie	First
1981	1B	Bruce Castoria	First
	OF	Mark Gillaspie	First
	P	Steve Susce	First
1982	DH	Bruce Castoria	First
	OF	Dave Klipstein	First
1983	P	Hans Herzog	First
	DH	Rafael Palmeiro	First
	OF	Brad Winkler	First
1984	P	Jeff Brantley	First
	1B	Will Clark	First
	OF	Rafael Palmeiro	First
	2B	Gator Thiesen	First
1985	P	Jeff Brantley	First
	1B	Will Clark	First
	P	Gene Morgan	First
1986	OF	Dan Paradoa	First
1988	DH	Richie Grayum	Second
	OF	Jody Hurst	First
	1B	Tommy Raffo	Second
	P	Bobby Reed	Second
	3B	Pete Young	First
1989	OF	Jody Hurst	First
	2B	Burke Masters	First
	1B	Tommy Raffo	First
	C	Barry Winford	Second
	3B	Pete Young	Second
1990	OF	John Cohen	First
	1B	Tommy Raffo	First
	P	Bobby Reed	Second
1991	2B	Charlie Anderson	Second
	P	Jay Powell	Second
1992	OF	Rex Buckner	Second
	P	Jon Harden	First
	SS	Paul Petrusis	Second
	P	B.J. Wallace	First
1993	OF	Rex Buckner	Second
	P	Carlton Loewer	Second
	SS	Paul Petrusis	Second
	OF	Ricky Joe Redd	Second
1994	P	Gary Rath	First
1995	OF	David Hayman	Second

YEAR	POS.	PLAYER	TEAM
1996	P	Eric DuBose	First
	C	Blake Anderson	Second
	DH	Rob Hauswald	Second
1997	OF	Brooks Bryan	Second
	P	Eric DuBose	Second
	P	Van Johnson	Second
	3B	Adam Piatt	Second
1998	1B	Richard Lee	Second
	P	Jeremy Jackson	Second
	OF	Brian Wiese	Second
1999	OF	Brian Wiese	First
	1B	Cliff Wren	First
	DH	Ty Martin	Second
2000	3B	Travis Chapman	First
	OF	Shane Kelly	Second
2001	P	Tanner Brock	First
2002	P	Paul Maholm	Second
2003	3B	Steve Gendron	Second
	P	Paul Maholm	First
	SS	Matt. Maniscalco	Second
2004	OF	Brad Corley	First
	C	Craig Tatum	Second
2006	SS	Thomas Berkery	First
	2B	Jeffrey Rea	First
2007	C	Edward Easley	First
	2B	Jeffrey Rea	Second
2011	P	Caleb Reed	Second
2012	P	Chris Stratton	First
2013	P	Jonathan Holder	First
	OF	Hunter Renfroe	First
	2B	Brett Pirtle	Second

SEC COACH OF THE YEAR (10)

YEAR	COACH
1948	R.P. "Doc" Patty
1949	R.P. "Doc" Patty
1965	Paul Gregory
1966	Paul Gregory
1970	Paul Gregory
1971	Paul Gregory
1979	Ron Polk
1985	Ron Polk
1987	Ron Polk
1989	Ron Polk

SEC SCHOLAR-ATHLETE OF THE YEAR (3)

YEAR	PLAYER
1990	Burke Masters
1998	Jeremy Jackson
2013	Sam Frost

ALL-SEC FRESHMAN (6)

YEAR	POS.	PLAYER
2007	INF	Connor Powers
2009	P	Nick Routt
2010	P	Chris Stratton
2011	OF	CT Bradford
	SS	Adam Frazier
2012	P	Jonathan Holder

SEC ALL-DEFENSIVE (3)

YEAR	POS.	PLAYER
2012	P	Kendall Graveman
2013	SS	Adam Frazier
	OF	Hunter Renfroe

ALL-SEC WESTERN DIVISION (102)

YEAR	POS.	PLAYER
1961	UTL	Larry Brannon
	UTL	Frank Dempsey
	2B	Don Pope
1962	OF	Johnny Cantrell
	OF	Bill Etheridge
	3B	Hal Green
	P	Frank Montgomery
	C	Art Nester
	1B	Ronnie Norton
1963	1B	Bill Etheridge
	P	Doug Hutton
	UTL	Wayne Meadows
	UTL	Charles Smith
1964	UTL	Wayne Meadows
1965	UTL	Don Bell
	OF	Mike Burns
	P	Frank Chambers
	P	Ken Tatum
	OF	Del Unser
1966	3B	Don Bell
	C	Frank Portera
	P	Ken Tatum
	OF	Del Unser
	UTL	Gary Washington
1967	UTL	Ken Beesley
	P	Dennis Hall
	OF	Jim Howarth
	1B	Gary Washington

YEAR	POS.	PLAYER
1968	C	Sam Fletcher
	OF	Jim Howarth
	P	Brantley Jones
1969	UTL	Bobby Croswell
	C	Sammy Fletcher
	P	Brantley Jones
	OF	Ted Milton
	OF	Manuel Washington
1970	UTL	Bobby Croswell
	P	Dennis Hall
	P	Brantley Jones
	OF	Dave Phares
	1B	Jocko Potts
	C	Fred Yilling
1971	SS	Bobby Croswell
	C	Bruce Irvin
	OF	Ted Milton
	P	Mike Proffitt
	3B	Phil Still
	P	Jerry Thompson
1972	P	Mike Proffitt
	OF	Rick Spica
1973	1B	Rick Counts
	2B	Dale Holland
1974	C	Rick Davidson
	SS	Wayne Pinkerton
	P	Lamar Pritchard

YEAR	POS.	PLAYER
1975	OF	Larry Buckley
	DH	Steve Hill
1976	OF	Fred Dunlap
	UTL	Bill Montgomery
1977	C	Russ Aldrich
	1B	Jim Kallaher
	OF	Mike Kelley
	OF	Nat Showalter
1978	C	Russ Aldrich
	OF	Del Bender
	P	Jack Lazorko
	UTL	John McDonald
	P	Don Robinson
	DH	Tim Weisheim
1979	DH	Rick Dixon
	OF	Mike Kelley
	OF	Bob Kocol
	P	Ken Kurtz
	C	John McDonald
	P	Don Mundie
1980	OF	Mark Gillaspie
	UTL	Dave Klipstein
	C	John McDonald
1981	1B	Bruce Castoria
	OF	Mark Gillaspie
	OF	Dave Klipstein
	C	Terry Loe
	P	Don Mundie
	P	Steve Susce

YEAR	POS.	PLAYER
1982	C	Bruce Castoria
	UTL	Dave Clements
	P	Hans Herzog
	OF	Dave Klipstein
	C	Jay Porter
1983	P	Hans Herzog
	DH	Rafael Palmeiro
	SS	Bob Parker
	2B	Pete White
	OF	Brad Winkler
1984	P	Jeff Brantley
	1B	Will Clark
	OF	Rafael Palmeiro
	2B	Gator Thiesen
1985	P	Jeff Brantley
	1B	Will Clark
	P	Gene Morgan
	OF	Dan Van Cleave

All-division teams were selected from 1961 until 1985 when SEC divisional play was discontinued.

SEC PLAYER OF THE WEEK (24)

YEAR	PLAYER	DATE
1985	Will Clark	March 19
	Will Clark	March 26
1986	Dan Paradoa	May 5
1988	Tommy Raffo	May 2
1989	Tommy Raffo	May 26
	Tommy Raffo	April 10
	Tracy Echols	May 1
1990	Tommy Raffo	April 24
1991	Steve Hegan	April 8
1992	Rex Buckner	April 7
	Rex Buckner	April 14
1994	Drew Williams	April 4
	Drew Williams	May 9
1997	Adam Piatt	April 7
1998	Brian Wiese	April 27
1999	Travis Chapman	April 12
2002	Matthew Brinson	April 1
2004	Brad Corley	April 12
	Brad Corley	May 17
2007	Edward Easley	March 19
2010	Connor Powers	March 9
2010	Connor Powers	April 19
2013	Hunter Renfroe	April 15
	Nick Ammirati	April 22

SEC PITCHER OF THE WEEK (29)

YEAR	PLAYER	DATE
1985	Jeff Brantley	March 12
	Jeff Brantley	April 30
1987	Mike Martin	April 7
	Nelson Arriete	May 11
1988	Mike Martin	March 29
1990	Chris George	April 2
1992	B.J. Wallace	March 24
1993	Carlton Loewer	March 29
1994	Gary Rath	April 25
1995	Kyle Kennedy	May 8
1996	David Hooten	April 15
1997	Van Johnson	March 24
1998	Matt Ginter	May 4
	Jeremy Jackson	April 20
1999	Matt Ginter	March 22
	Brian Compton	May 10
2001	Tanner Brock	March 26
2002	Chris Young	May 20
2003	Alan Johnson	March 3
	Alan Johnson	March 31
	Alan Johnson	May 5
2005	Todd Doolittle	March 28
2006	Justin Pigott	May 8
2007	Justin Pigott	April 9
2008	Ricky Bowen	March 17
2012	Chris Stratton	March 16
2012	Kendall Graveman	April 22
2012	Chris Stratton	May 1
2013	Kendall Graveman	April 8

SEC FRESHMAN OF THE WEEK (7)

YEAR	PLAYER	DATE
2007	Brandon Turner	April 2
	Brandon Turner	April 23
2010	Chris Stratton	May 22
2011	Daryl Norris	February 21
	Daryl Norris	March 28
2012	Demarcus Henderson	March 12
2012	Jacob Lindgren	May 20



SEC HONORS

SEC ACADEMIC HONOR ROLL (356)

1971	OF	Ted Milton
1973	1B	Rick Counts
	SS	Wayne Pinkerton
1976	UTL	Fred Dunlap
1977	C	Scott Galloway
	OF	Ken Lee
1979	OF	Bob Kocol
	OF	Larry Pavlou
1980	P	John Shrewsberry
1981	C	Terry Loe
	SS	Billy Martz
	P	Don Mundie
1982	UTL	Dan Van Cleve
1983	1B	Dan Van Cleve
	OF	Brad Winkler
1984	P	Steve King
	OF	Bobby Locke
	P	Mike McCann
	OF	Dan Van Cleve
1985	SS	Frank Davis
	OF	Sammy Duda
	P	Steve King
	P	Will McRaney
	3B	John Scott
	2B	Gator Thiesen
	OF	Dan Van Cleve
1986	P	Mitch Edwards
	P	Steve King
	OF	Mike McCraney
	C	Roark McDonald
	P	Will McRaney
	P	Mike Martin
	2B	Trent Weaver
1987	C	Randy Abrams
	P	Nelson Arriete
	OF	Jody Hurst
	OF	Mike McCraney
	P	David McMahon
	P	Mike Martin
	2B	Burke Masters
	2B	Trent Weaver
1988	OF	Jody Hurst
	P	Tracy Jobs
	P	Mike Martin
	2B	Burke Masters
	P	David McMahon
	1B	Tommy Raffo
	P	Bobby Reed
1989	2B/SS	Darin Asbill
	P	Chuck Daniel
	P	Chuck Holly
	OF	Jody Hurst
	P	Russ Mahan
	2B	Burke Masters
	P	Rob Norman
	1B	Tommy Raffo
	C	Barry Winford
	OF	Ron Winford
	1B	Ernie Wright
1990	P	Chuck Daniel
	OF	Joey Hamilton
	P	Jon Harden
	3B	Burke Masters
	P/1B	Rob Norman
	1B	Tommy Raffo

1991	3B/P	Chuck Daniel
	P	Corbin Davis
	OF	Joey Hamilton
	P	Jon Harden
	P	Tom Howe
	1B	Rob Norman
	P	Tom Quinn
1992	3B/P	Chuck Daniel
	P	Jon Harden
	P	Tom Howe
	P	Tom Quinn
	OF	Steve Hegan
1993	P	Tripp Hill
	P	Jay Powell
	P	Gary Rath
	1B	Larry Tomkins
	P	Bryan Triche
	1B	Drew Williams
1994	P	Jerry Dupuy
	P	Steve Jaszczak
	C	Eddie Lyons
	INF	David Perkins
	P	Gary Rath
	C	Jason Robinson
	1B	Larry Tomkins
	3B	Drew Williams
1995	2B	Doug Newman
	P	Scott Tanksley
	OF	Rusty Thoms
	OF	Scott Tribolet
1996	1B	Brian Clark
	C	Dustin Dabbs
	INF	Brad Freeman
	P	Jeremy Jackson
	OF	Ben Jenkins
	P	Van Johnson
	INF	Richard Lee
	INF	Adam Piatt
	P	Scott Polk
	OF	Rusty Thoms
1997	OF	Brooks Bryan
	OF	Scott Clark
	P	Jeremy Jackson
	P	Van Johnson
	1B	Richard Lee
	3B	Adam Piatt
	P	Scott Polk
	2B	Brad Shumaker
	OF	Sparky Sparkman
	OF	Rusty Thoms
	OF	Brian Wiese
1998	OF	Brooks Bryan
	OF	Scott Clark
	P	Mark Freed
	P	Jeremy Jackson
	P	Van Johnson
	INF	Richard Lee
	C	Brett Muhlhan
	OF	S. Sparkman
	OF	Rusty Thoms
	OF	Brian Wiese

1999	INF	Jim Abraham
	P	Tanner Brock
	OF	Scott Clark
	P	Justin Estel
	P	Mark Freed
	1B	Jon Knott
	OF	Brian Terry
	OF	Brian Wiese
2000	3B	Travis Chapman
	P	Joey Collums
	P	Steven Dowe
	P	Justin Estel
	P	Mark Freed
	1B	Jon Knott
	DH	Ty Martin
	C	Ryan McGrath
2001	1B	Matthew Brinson
	P	Joey Collums
	OF	Cager Garner
	INF	J.T. Hardcastle
	OF	Brad Hutto
	OF	Jon Knott
	SS	Matt Maniscalco
	P	Josh Wooten
2002	1B	Matthew Brinson
	P	Joey Collums
	P	Steven Dowe
	OF	Cager Garner
	INF	J.T. Hardcastle
	OF	Brad Hutto
	OF	Phillip Willingham
	P	Josh Wooten
2003	2B	Josh Abraham
	P	Joey Collums
	P	Steven Dowe
	OF	Cager Garner
	3B	Brent Lewis
	OF	Casey Long
	SS	Matt Maniscalco
	P	Todd Nicholas
	C	Lee Parks
	P	Saunders Ramsey
	2B	Josh Thoms
	C	J.B. Tucker
	P	Chris Young
2004	P	Jon Crosby
	P	Brooks Dunn
	OF	Ryan Fesmire
	P	Eric Ebers
	3B	Ben Grisham
	2B	Casey Hamilton
	1B	Ryan Harbuck
	1B	Brad Jones
	OF	Tyler Jones
	P	Saunders Ramsey
	3B	Tyler Scarbrough
	SS	Daniel Tackett
	C	Craig Tatum
	2B	Josh Thoms

2005	P	Jeremiah Boling
	OF	Jeff Butts
	C	Wyn Diggs
	P	Brooks Dunn
	P	Eric Ebers
	3B	Ben Grisham
	P	Josh Johnson
	1B	Brad Jones
	SS	Bunky Kateon
	1B	Alex McIntosh
	P	Justin Pigott
	P	Saunders Ramsey
	2B	Jeffrey Rea
	OF	Matt Richardson
	SS	Michael Rutledge
	2B	Daniel Tackett
	P	Andy Wilson
2006	SS	Thomas Berkery
	P	Brett Cleveland
	C	Wyn Diggs
	P	Brooks Dunn
	C	Edward Easley
	OF	Nick Hardy
	OF	Joseph Hunter
	1B	Brad Jones
	SS	Bunky Kateon
	P	Jared Koon
	P	John Lalor
	C	Brooks Lewis
	C	Joseph McCaskill
	1B	Alex McIntosh
	P/OF	Mitch Moreland
	2B/3B	Mark Muzzi
	P	Justin Pigott
	2B	Jeffrey Rea
	OF	Matt Richardson
	3B	Michael Rutledge
	P	Andy Wilson
2007	P	Ricky Bowen
	P	Jesse Carver
	C	Wyn Diggs
	C	Edward Easley
	OF	Nick Hardy
	OF	Cade Hoggard
	P	Drew Hollinghead
	P	Jared Koon
	P	John Lalor
	P	Matt Lea
	C	Brooks Lewis
	1B	Mitch Moreland
	P	Justin Pigott
	2B	Jeffrey Rea
	OF	Andy Rice
	OF	Matt Richardson
	3B	Michael Rutledge
	3B	Russ Sneed
	P	Aaron Weatherford
	P	Andy Wilson



SEC ACADEMIC HONOR ROLL

2008	P	Ricky Bowen
	2B	Jet Butler
	P	Jesse Carver
	2B	Will Coggin
	C	Scott DeLoach
	OF	Nick Hardy
	OF	Cade Hoggard
	OF	Grant Hogue
	P	Drew Hollinghead
	P	Greg Houston
	P	Jared Koon
	P	John Lalor
	C	Brooks Lewis
	1B	Tyler Moore
	OF	Jason Nappi
	P	Justin Pigott
	3B	Connor Powers
	SS	Ryan Powers
	3B	Russ Sneed
	P	Lee Swindle
	P	Aaron Weatherford
	P	Tyler Whitney
	P	Andy Wilson
2009	P	Ricky Bowen
	OF	Brent Brownlee
	P	Michael Busby
	INF	Justin Bussey
	2B	Jet Butler
	OF	Ryan Collins
	C	Scott DeLoach
	OF	Nick Hardy
	OF	Grant Hogue
	P	Drew Hollinghead
	P	Greg Houston
	C	Brooks Lewis
	P	Forrest Moore
	OF	Jason Nappi
	P	Paxton Pace
	1B	Connor Powers
	3B	Russ Sneed
	P	Jared Wesson
	P	Tyler Whitney
2010	OF	Luke Adkins
	OF	Brent Brownlee
	INF	Justin Bussey
	INF	Jet Butler
	P	Corey Collins
	C	Cody Freeman
	P	Greg Houston
	OF/P	Trey Johnson
	1B	Connor Powers
	P	Nick Routt
	OF	Jaron Shepherd
	3B	Russ Sneed
	C	Wes Thigpen
	P	Tyler Whitney

2011	P	Ben Bracewell
	OF	Brent Brownlee
	C	Cody Freeman
	2B	Sam Frost
	P	Chad Girodo
	P	Kendall Graveman
	OF	Trey Johnson
	P	Luis Polloreña
	P	Caleb Reed
	P	Nick Routt
	P	Tim Statz
	P	Chris Stratton
	C	Wes Thigpen
	P	C.C. Watson
2012	C	Nick Ammirati
	OF C.T. Bradford	
	OF	Brent Brownlee
	SS	Adam Frazier
	2B	Sam Frost
	P	Chad Girodo
	P	Kendall Graveman
	INF	Brayden Jones
	P	Evan Mitchell
	P Ross Mitchell	
	3B	Daryl Norris
	P	Luis Polloreña
	DH	Trey Porter
	OF	Hunter Renfroe
	P	Nick Routt
	C	Mitch Slaughter
	OF	Taylor Stark
	P	Chris Stratton
	P	C.C. Watson
2013	C	Nick Ammirati
	P Ben Bracewell	
	OF C.T. Bradford	
	INF Matthew Britton	
	P Preston Brown	
	P Trevor Fitts	
	INF	Nick Flair
	SS	Adam Frazier
	2B	Sam Frost
	OF	Tyler Fullerton
	P	Chad Girodo
	P	Kendall Graveman
	P Jonathan Holder	
	P Jacob Lindgren	
	P	Evan Mitchell
	P Ross Mitchell	
	3B	Daryl Norris
	P	Luis Polloreña
	DH	Trey Porter
	1B Wes Rea	
	OF	Hunter Renfroe
	C	Mitch Slaughter
	P Brandon Woodruff	

SEC FRESHMAN ACADEMIC HONOR ROLL (54)

YEAR	POS.	PLAYER
2003	OF	Jeff Butts
	OF/P	Brad Corley
	P	Brooks Dunn
2004	1B	Alex McIntosh
	P	Justin Pigott
	SS	Michael Rutledge
	P	Andy Wilson
2005	P	John Lalor
	P	Mitch Moreland
	3B	Ryan Wiser
2006	P	Ricky Bowen
	OF/1B	Cade Hoggard
	P	Drew Hollinghead
	P	Matt Lea
	SS/3B	Russ Sneed
	2B	Brandon Turner
	P	Aaron Weatherford
2007	SS	Jet Butler
	P	Greg Houston
	3B	Jason Nappi
	3B	Connor Powers
	P	Tyler Whitney
2008	OF	Brent Brownlee
	P	Shawn Marquardt
	P	Forrest Moore
2009	P	David Hayes
	P	Tyler Johnson
	P	Devin Jones
	SS	Frank Rawdow
	P	Caleb Reed
2010	P Ben Bracewell	
	2B	Sam Frost
	P	Kendall Graveman
	P	Chris Stratton
	P	C.C. Watson
2011	OF C.T. Bradford	
	P	Victor Diaz
	P Ross Mitchell	
	1B Wes Rea	
	C	Hunter Renfroe
	OF	Taylor Stark
2012	INF Matthew Britton	
	INF	Phillip Casey
	P Trevor Fitts	
	OF	Tyler Fullerton
	P Jonathan Holder	
	P Jacob Lindgren	
	P Brandon Woodruff	
2013	OF Derrick Armstrong	
	3B	Alex Detz
	C	Daniel Garner
	2B	Brett Pirtle
	C	Zach Randolph
	P	John Marc Shelly



MISSISSIPPI HONORS

C SPIRE FERRISS TROPHY WINNERS (4)

The annual C Spire Ferriss Trophy, first presented in 2004, is named for former Mississippi State and Boston Red Sox pitching great Dave M. "Boo" Ferriss, and honors Mississippi's top collegiate baseball player.



2006

Thomas Berkery
Shortstop



2007

Ed Easley
Catcher



2012

Chris Stratton
Pitcher



2013

Hunter Renfroe
Outfielder

DIAMOND DAWGS IN THE MISSISSIPPI SPORTS HALL OF FAME (14)

YEAR	PLAYER	YEARS LETTERED/COACHED AT MSU
1963	H.M. "Hughie" Critz	1919-20
1964	Dave "Boo" Ferriss	1941-42
1966	William "Willie" Mitchell	1905-09
1968	Clyde "Heifer" Stewart	
1971	C.S. "Buddy" Myer	1922-24
	Fred. J. Walters	1935-37
1976	Charles "Peewee" Armstrong	

YEAR	PLAYER	YEARS LETTERED/COACHED AT MSU
1982	Paul E. Gregory	1928-30; Head Coach: 1957-74
1995	Doug Hutton	1963-64
1997	Delbert B. "Del" Unser	1964-66
1998	Ron Polk	Head Coach: 1976-97, 2002-08
2008	Will Clark	1983-85
2011	Jeff Brantley	1982-85
2012	Rafael Palmeiro	1983-85

DIAMOND DAWGS IN THE MSU SPORTS HALL OF FAME (47)

YEAR	PLAYER	YEARS LETTERED/COACHED AT MSU
1970	H.M. "Hughie" Critz	1919-20
	Dave "Boo" Ferriss	1941-42
	Robert Clay Hopper	1924-26
	William "Willie" Mitchell	1905-09
	C.R. "Dudy" Noble	1913-15; Head Coach: 1920-47
	C.E. Stuart	1925-27
1972	C.H. "Pee Wee" Armstrong	1935-37
	W.H. Bobo	1915-18
	C.S. "Buddy" Myer	1922-24
	Jack Nix	1938
	Jackie Parker	1953
	Fred. J. Walters	1935-37
1973	James C. "Jerry" Harris	1928-30
	H. Stennis "Judge" Little	1921-22
1974	W. D. "Billy" Chadwick	Head Coach: 1910-18
1975	R.E. Slim Cassibry	1933-35
1976	Alex Grammas	1947-49
	Morley Jennings	1910-12
	William A. Pappenheimer	1929-30
	Dallas Vandever	1929, 1931
1977	Paul E. Gregory	1928-30; Head Coach: 1957-74
	Leslie B. "Cy" Taylor	1932-33
1978	Frank Chambers	1964-66
1981	Delbert B. "Del" Unser	1964-66

YEAR	PLAYER	YEARS LETTERED/COACHED AT MSU
1982	Phillip "Lefty" Brandon	1947-49
	Thomas O. "Tommy" Neville	1963-64
1983	James A. "Jimmy" Bragan Sr.	1947-50
1991	Lloyd C. McDougal Jr.	1943
1992	R. B. "Bernie" Ward	1936-38
1993	Mike Proffitt	1969-72
1994	Ken Tatum	1964-66
1995	Doug Hutton	1963-64
1996	Lee Watts	1946, 1948-49
1997	Jack Lazorko	1977-78
1998	Ron Polk	Head Coach: 1976-97, 2002-08
1999	Frank Montgomery	1961-63
2000	John Grace	1943, 1947-48
2001	Bobby Croswell	1968-71
	Brantley Jones	1967-70
2002	Nat "Buck" Showalter	1977
2003	Jeff Brantley	1982-85
	Will Clark	1983-85
2004	Floyd Johnson	1948-51
2006	Daniel O. Murphy	1950-52
2007	Curt Monroe	1952-53
2008	Rafael Palmeiro	1983-85
2009	Glenn Young	1981-82
2012	Sammy Ellis	1961

NEWSOM AWARD (23)

The Newsom Award was begun in 1990 by retired MSU professor and State's former NCAA Athletic Faculty Representative Walt Newsom. Named in memory of his parents, Carroll and Francis Newsom, the award annually honors the scholastic achievement of a Mississippi State athlete in each MSU sport as well as overall male and female winners. Chuck Daniel and Jeremy Jackson were selected as the overall Newsom Award recipients in 1992 and 1998, respectively.

1991	Chuck Daniel
1992	Chuck Daniel*
1993	Drew Williams
1994	Drew Williams
1995	Scott Tribolet
1996	Jeremy Jackson
1997	Adam Piatt

1998	Jeremy Jackson*
1999	Brian Wiese
2000	Travis Chapman
2001	Joey Collums
2002	Joey Collums
2003	Joey Collums
2004	Saunders Ramsey

2005	Michael Rutledge
2006	Brad Jones
2007	Justin Pigott
2008	Justin Pigott
2009	Grant Hogue
2010	Russ Sneed
2011	Ryan Collins

2012	Caleb Reed
2013	Kendall Graveman

* Overall Winner

ALL-TIME LETTERMEN



A

ABBOTT, Eli	1885-89
ABRAHAM, Jim	1999
ABRAHAM, Josh	2002
ABRAMS, Randy	1984-87
ADAMS, A.C.	1913
ADAMS, Joe Roy	1949-51
ADAMS, Larry	1960-62
ADKINS, Luke	2009-10
ALBRO, Daryl	1993
ALDRICH, Russ	1977-78
ALEXANDER, J.H.	1917-18
ALEXANDER, V.B.	1904
ALLEN, Johnny	2008-09
ALSTON, D.P.	1904-05
ALSTON, W.	1902-03
AMERSON, Mike	1976-77
AMMIRATI, Nick	2012-13
AMSLER, F.L.	1924-26
AMSLER, H.S.	1932
ANDERSON, Beasley	1941
ANDERSON, Blake	1993-96
ANDERSON, Charlie	1990-92
ANDERSON, J.B.	1891-93
ANDREADES, Tommy	1975
ANGELO, V.J. Jr.	1940-41
ANSLEY, M.E.	1890
ARMSTEAD, T.W.	1895-96
ARMSTRONG, B.E.	1911-12
ARMSTRONG, C.H.	1935-37
ARMSTRONG, Derrick	2013
ARMSTRONG, R.S.	1930
ARNOLD, T.H.	1921-24
ARRIETE, Nelson	1986-89
ASHBY, Gus	1954
AUSTIN, K.W.	1921-24

B

BACON, Bill	1963-65
BAILEY, Jim	1957-59
BAKER, D.M.	1931-32
BAKER, H.G.	1912-13
BANE, Craig	1992-94
BARBARIAN, J.T.	1914-15
BARTLETT, Chuck	1982-83
BARTLEY, Terry	1979
BATES, C.C.	1925-27
BEASLEY, Leon	1954-55
BECKER, W.D.	1932
BEESELEY, Ken	1966-68
BELL, Don	1964-66
BENDER, Del	1977-78
BENSON, Rex	1946, 48-49
BERKERY, Thomas	2003-06
BERRY, Jack	1947-48, 50
BERRYHILL, Joe	1959-60
BISHOP, C.H. Jr.	1943
BLACK, C.P.	1946
BLAKENEY, Jacob	2002-03
BLEDSE, E.F. Jr.	1942-43, 47
BLEDSE, W.S.	1943
BLOMELEY, Earl	1952
BLOMELEY, Warren	1947-48, 50-51
BOBO, W.H.	1915-18
BOLTON, C.G.	1924-26
BOLTON, H.H.	1933-35
BOND, Bill	1981-82
BOONE, Roy	1967
BORING, Jim	1958-59
BOTTOM, R.	1906

BOWEN, Ricky	2007-09
BOWMAN, W.H.	1910
BOYD, C.D.	1918-19, 21
BRACEWELL, Ben	2010, 12-13
BRADFORD, C.T.	2011-13
BRADFORD, Mike	1982-83
BRAGAN, Bobby	1963-64-65
BRAGAN, Frank	1951-52-53
BRAGAN, Jimmy	1947-50
BRANDON, C.N.	1914-17
BRANDON, Phillip	1947-49
BRANNON, Larry	1959-61
BRANTLEY, Jeff	1982-85
BRELAND, C.L.	1910
BRINSON, Matthew	2001-03
BRISTER, J.C.	1927-28
BRITTON, Matthew	2012-13
BROACH, C.H.	1930-31
BROCK, Tanner	1999-02
BROWN, Dwayne	1981
BROWN, Louie	1956
BROWN, Michael	2001-02
BROWN, Preston	2013
BROWN, R.N.	1931
BROWN, Ron	1991-93
BROWN, T.P.	1910
BROWNLEE, Brent	2009, 11-12
BRUNSON, C.O.	1923-25
BRYAN, Brooks	1997-98
BRYAN, Mike	1958-59
BUCKLEY, Larry	1973-75
BUCKNER, Rex	1990-93
BURCH, C.T.	1933-35
BURCKEL, Brad	1991
BURKLEY, Jason	1999-02
BURNS, Mike	1964-66
BURTON, Chip	1972-73
BUSBY, Andrew	2011
BUSBY, Michael	2008-09
BUSSEY, Justin	2009
BUTLER, Jet	2007-10
BUTLER, W.D.	1893
BUTT, Tommy	1985-86
BUTTE, W.D.	1892
BUTTS, Jeff	2003-06

C

CALDWELL, R.S.	1935-37
CANTRELL, Johnny	1960-62
CARLSON, Steve	1975-78
CARPENTER, Matt	1991-93
CARPENTER, Wirt	1891-93
CAROTHERS, V.M.	1897
CARROLL, James	1964-66
CARROLL, M.B.	1938
CARROLL, Ryan	1999-02
CARTER, Benjie	1973-75
CARTER, C.C.	1903-04
CARVER, Jesse	2007-08
CASE, J.G.	1916
CASSIBRY, R.E.	1933-35
CASTORIA, Bruce	1979-82
CHAMBERS, F.W.	1939-41
CHAMBERS, Frank	1964-66
CHAPMAN, C.P.	1912-14
CHAPMAN, E.B.	1926-27
CHAPMAN, Rick	1973-74
CHAPMAN, Travis	1997-00
CHILTON, H.S.	1899
CHISOLM, F.N.	1908-09

CLARK, Brian	1993-96
CLARK, Scott	1997-99
CLARK, Tucker	1937-39
CLARK, W.T.	1930-32
CLARK, Will	1983-85
CLAY, J.O.	1908-09
CLAYTON, D.G.	1919-20
CLEM, C.B.	1897
CLEVELAND, Brett	2003-06
CLIBURN, Perry	1978-80
CLIETT, J.R.	1939-41
CLISBY, M.B.	1903-04
COBB, H.A.	1920-22
COHEN, John	1988-90
COLE, G.H.	1910-13
COLE, Joe Bob	1973-74
COLEMAN, E.	1903-04
COLEMAN, E.P.	1933-34
COLLINS, Mike	1968-71
COLLINS, Ryan	2008-11
COLLUMS, Joey	2000-03
COMBS, C.G.	1907
COMPTON, Brian	1998-99
CONNELL, J.H.	1887
CONNER, Boyd	1978-79
COOK, J.D.	1939
COOPER, J.G.	1933-35
COOPER, S.F.	1912-13
CORLEY, Brad	2003-05
CORLEY, F.G.	1924-26
COUNTS, Rick	1972-73
COWART, Moss	1947-49
COX, W.E.	1897-99, 02
COX, Will	2012-13
CRAFT, Sidney	1966-67
CRAIG, Bobby	1958-59
CRANE, J.W.	1916
CRAWFORD, D.D.	1917
CRIGLER, J.L.	1925-26
CRIGLER, L.W.	1892-93, 95-96
CRIGLER, W.L.	1889-90
CRITZ, Albert	1910-13
CRITZ, H.M.	1919-20
CRITZ, Hugh	1895-96
CROMWELL, E.B.	1888-89
CROSBY, Jon	2004-06
CROSSWHITE, Chad	2006-09
CROSSWELL, Bobby	1968-71
CRUBAUGH, J.S.	1934
CURRY, Chris	1999

D

D'ERCOLE, Steve	1980-81
DABBS, Dustin	1995-98
DAILEY, Robert	1976
DANIEL, Chuck	1989-92
DARBY, Mike	1975-78
DARLINGTON, Scott	1980-81
DAVIDSON, Rick	1973-74
DAVIDSON, Scott	1993-94
DAVIS, Corbin	1991
DAVIS, Donnie	1970-72
DAVIS, Frank	1984-85
DAVIS, J.E.	1886
DAVIS, J.H.	1896
DAVIS, Odie	1976-77
DAVIS, R.T.	1918
DAVIS, Ronnie	1959
DAVIS, V.W.	1914-15
DEAS, F.H.	1898-99



ALL-TIME LETTERMEN

DELOACH, Scott	2009
DEMPSEY, Gary	1958-61
DENT, H.M.	1906-07-08
DETZ, Alex	2013
DEWEESE, Brent	1994-96
DICKERSON, Charlie	1954-56
DICKINSON, Chas	1957
DIGGS, Wyn	2006-07
DILGARD, Keith	1996-97
DILLE, A.B.	1911
DIXON, Rick	1979-80
DIXON, W.V.	1936-38
DONALDSON, Ron	1964-65
DONOVAN, Kevin	1997-00
DOOLITTLE, Todd	2004-05
DOWE, Steven	2000-03
DRANE, G.W.	1898
DUBOSE, Eric	1995-97
DUDA, Sammy	1985
DUDLEY, John	1962-63
DUDLEY, Knox	1958
DUFFY, Ryan	2007-10
DUGGAR, L.L.	1895
DUNLAP, Fred	1973-76
DUNN, Brooks	2003-06
DUPUY, Jerry	1993-94
DURIN, G.S.	1946
DYESS, J.H.	1929-31

E

EASLEY, Edward	2005-07
EAST, Butch	1964
EASTLAND, S. Jr.	1904-06
EBERS, Eric	2004-05
ECHOLS, Eddie	1957-59
ECHOLS, Tracy	1986-87, 89-90
EDMONSON, Richard	1966-68
EDWARDS, Mitch	1986
EICHMEIER, Jim	1970-71
EILAND, S.W.	1928-30
ELLIS, Sammy	1961
ELLIS, Terry	1987-88
ENLOW, F.L.	1930-32
ESTEL, Justin	1998-00
ETHERIDGE, Bill	1961-63
ETHERIDGE, H.K.	1961-63
ETHRIDGE, J.E.	1916-17
EVANS, Park	1992

F

FAIRCLOTH, J.L.	1911-12
FARRAR, Ben	1951-53
FAULK, G.H.	1919
FAVARA, S.D.	1941-42
FEATHERSTONE, F.M.	1927
FEILD, Junior	1965-67
FERRETTI, J.S.	1938-40
FERRISS, Dave "Boo"	1941-42
FESMIRE, Ryan	2003-04
FIFE, P.J.	1903, 05-07
FILIPPI, Craig	1982-83
FITTS, Trevor	2012-13
FLAGG, Jeff	2006-08
FLEMING, Dick	1962-63
FLEMING, Hap	1993-95
FLETCHER, Sammy	1968-69
FLOURNEY, J.D.	1895
FONDREN, W.M.	1936
FORBES, J.C.	1940
FORD, E.Q.	1899

FORESMAN, F.C.	1942-43
FORRESTER, J.E.	1946
FORT, R.W.	1890
FORTNER, Bill	1963-64
FOSTER, Don	1953-54
FOWLER, L.B.	1921-22
FRANCIS, H.T.	1904
FRAZIER, Adam	2011-13
FREED, Mark	1998-00
FREEMAN, Brad	1995-98
FREEMAN, Cody	2008-11
FRENTZ, G.	1913-15
FROST, Sam	2010-13
FULLERTON, Tyler	2012

G

GAGE, Tony	1981-82
GAINES, Tanner	2012
GALCERN, G.E.	1895-96
GALCERN, R.H.	1896
GALLOWAY, Scott	1976-79
GAMMILL, Jimmy	1989-91
GANT, Jamie	2003-04
GARDINER, Don	1956-58
GARDNER, Damon	1990
GARNER, Cager	2000-01
GATLIN, Russ	1964-66
GEORGE, Chris	1989-91
GENDRON, Steve	2001-04

GENTRY, Myles 2013

GERARD, P.N.	1917
GHOLSON, Garland	1955-59
GHOLSON, Willis	1955
GILARDONI, Lewis	1951-53
GILLASPIE, Mark	1980-81
GINTER, Matt	1997-99
GIRODO, Chad	2010-13
GLENN, W.R.	1941
GLOVER, Ben	1957-59
GOFORTH, Mark	2007-09
GOODSON, Robby	2001-03
GOODWIN, James	1959
GORDON, W.D.	1938-39
GORE, Larry	1957-59
GRACE, J.N. Jr.	1943-48
GRAMMAS, Alex	1947-49
GRAMMAS, Pete	1947-49
GRAVEMAN, Kendall	2010-13
GRAYUM, Richie	1987-89
GREEN, Hal	1961-62
GREGORY, Paul Jr.	1965-67
GREGORY, P.E.	1928-30
GRIFFIN, Bob	1988
GRIFFITH, Steve	1972-73
GRISHAM, Ben	2004-05
GRISSOM, W.C.	1937-39
GROSKOSKI, C.J.	1936-37
GROSS, Beverly	1949-51
GULLEY, P.	1903-04
GUYTON, M.B.	1943
GWINNER, H.	1892-93

H

HAIR, Frank	1959
HALBERT, Molly	1956-58
HALE, Steve	1975-76
HALEY, J.L.	1933-35
HALL, Dennis	1967, 69-70
HALLIBURTON, J.C.	1921
HAMILTON, Bill	1965-66

HAMILTON, Casey	2004
HAMILTON, Jim	1973-74
HAMILTON, Joey	1990-91
HAMILTON, W.C.	1940, 46-47
HANDLEY, Jim	1962
HANN, Kyle	2013
HANNAH, Dale	1979
HARDEN, Jon	1990-92
HARDEN, Nat	1993
HARDCASTLE, J.T.	2001
HARDWICK, Bryan	1979, 80-82
HARDY, Nick	2007-09
HARDY, S.L.	1909
HARPER, J.A.	1942
HARRINGTON, F.	1898
HARRINGTON, T.H.	1898
HARRIS, James	1976
HARRIS, J.C.	1928-30
HARRIS, R.C.	1926-28
HARRIS, S.D.	1886
HARRIS, S.R.	1933
HARTNESS, C.H.	1928-29
HARTNESS, S.D.	1887
HARTZOG, H.	1925-26
HAUSWALD, Rob	1995-98
HAWKINS, C.W.	1935-37
HAYES, David	2009
HAYES, Robbie	1993
HAYMAN, David	1993-96
HEARNE, B.	1908-09
HEGAN, Steve	1991-94
HELD, Mike	1970-72
HENDERSON, Carl	1993
HENDERSON, Demarcus	2012-13
HENDERSON, Gene	1969-72
HENDERSON, Tim	1989-90
HENRY, Chad	2001-02
HENRY, J.B.	1938
HERZOG, Hans	1982-83
HIGHT, F.T.	1936-38
HILDRETH, Brad	1986-89
HILL, Steve	1975-76-77
HINE, C.R.	1933-34-35
HINTON, Bill	1951-52-53
HOBBS, F.M.	1913-14
HOGGARD, Cade	2007-08
HOGUE, Grant	2008-09
HOLDER, Jonathan	2012-13
HOLLAND, Dale	1971-73
HOLLAND, W.H.	1925
HOLLINGHEAD, Drew	2009
HOLLY, Chuck	1988-91
HOLMES, B.D.	1919-20
HOLMES, Butch	1972-74
HOLMES, W.T.	1943
HOPE, Darrin	2001
HOPPER, R.C.	1924-26
HOOTEN, David	1994-96
HORNE, L.T.	1931-33
HORNE, Roy	1971
HOUSEL, Matt	2004
HOUSTON, Greg	2007-10
HOWARD, J.R.	1897
HOWARD, L.J.	1917
HOWARTH, Jim	1967-68
HOWE, Tom	1991-92
HOWELL, H.F.	1923-24
HOWELL, J.E.	1920-22
HUDSON, E.E.	1902
HUDSON, Ken	1970

ALL-TIME LETTERMEN



HUFFMAN, W.H.	1928-29
HUGHES, Collins	2001
HUGHES, J.E.	1941-42
HUGHES, T.B.	1923-24
HUMPHRIES, C.D.	1906
HUNTER, Jeff	2000-01
HUNTER, Joseph	2003-06
HURST, Jody	1987-89
HUTCHINSON, Dudley	1959-61
HUTTO, Brad	2001
HUTTON, Doug	1963-64

I

INGRAM, David	1975-76
INTORCIA, Trent	1983-86
IRVIN, Bruce	1971-72
IVY, S.R.	1940

J

JACKSON, Jeremy	1995-98
JAMES, Nelson	1968
JANOUS, Frank	1960
JASZCZAK, Steve	1994
JENKINS, Ben	1994-96
JENKINS, J.C.	1890-91
JENNINGS, J.M.	1909-11
JENNINGS, Morley	1910-12
JENNINGS, W.J.	1885-88
JETER, Robbin	1982-83
JOBES, Tracy	1987-90
JOHNSON, Alan	2003-05
JOHNSON, Billy	1948
JOHNSON, Floyd	1948-51
JOHNSON, J.H.	1940
JOHNSON, Joel	1985-86
JOHNSON, Josh	2004-07
JOHNSON, Roy	1959-61
JOHNSON, T.H.	1892
JOHNSON, Trey	2010-11
JOHNSON, Van	1995-98
JOHNSON, W.B.	1923-24
JOHNSON, W.E.	1947-48
JOHNSON, Wes	1987-88
JOINER, Mark	1975
JONES, Brad	2003-06
JONES, Brantley	1967-70
JONES, Brayden	2012
JONES, Devin	2009-11
JONES, Enrico	1999-02
JONES, R.	1917-18
JONES, Robert	1950-51
JONES, Ron	1963-64
JONES, Tyler	2004

K

KALLAHER, Jim	1974-77
KATEON, Bunky	2005-06
KEE, T.L.	1943
KELLEY, Mike	1976-79
KELLY, O.G.	1895
KELLY, Shane	1999-00
KENNEDY, Kyle	1992-95
KERR, A.P.	1906
KILPATRICK, D.C.	1940
KING, Steve	1984-86
KINNEY, F.G.	1914-15
KINNEY, H.C.	1913-15
KLINDWORTH, M.E.	1920-22
KLIPSTEIN, Dave	1979-82
KLYCE, F.W.	1940

KNOST, W.A.	1911
KNOTT, Jon	1998-01
KOCOL, Bobby	1978-79
KOMP, George	1975
KOON, Jared	2007
KOTOWSKI, Tony	1950
KRAUSSE, Dave	1967
KURTZ, Ken	1979

L

LACHER, Jeff	2001-04
LAKE, W.A.	1885-89
LALOR, John	2005-08
LAMB, J.T.	1931
LAMON, Fred	1950-52
LANGSTON, Lloyd	1961-63
LANINFA, Brian	2004-07
LANN, H.T.	1896
LARSON, Adam	1999-01
LATHON, Ed	1967
LAVENE, L.C.	1929
LAWHORN, A.F.	1941-42
LAZORKO, Jack	1977-78
LEA, Matt	2006
LEE, Ken	1976-77
LEE, M.E.	1916-19
LEE, Richard	1995-98
LENOIR, R.L.	1930
LENOIR, S.P.	1907-09
LEWIS, Brent	2001-03
LEWIS, Brooks	2007-09
LEWIS, C.P.	1915
LILLY, C.E.	1903

LINDGREN, Jacob

2012-13

LITTELL, Eric	1973-75
LITTLE, H.S.	1921-22
LITTON, Doug	1953-54, 57-58
LOCKE, Bobby	1983-84
LOE, Terry	1979-81
LOEWER, Carlton	1992-94
LOEWER, C.D.	1925-26
LONG, Casey	2001-02
LOPER, Harold	1915
LOTTERHOS, Chris	1998-99
LOWTHER, David	1979-80
LUBY, Harvey	1972, 74-75
LUCADO, J.S.	1930
LUCAS, W.Y.	1907-09
LUMSDEN, G.R.	1937-38
LUSK, Kelly	1955
LYLE, T.D.	1918
LYONS, Eddie	1991-94
LYONS, Rathel	1920
LYONS, Roy	1918-20

M

MACKIN, Jeff	1991-94
MAGEE, W.J. Jr.	1912-14
MAGRUDER, F.H.	1910-12
MAHAN, Russ	1989
MAHER, Buddy	1977-78
MAHOLM, Paul	2001-03
MALONE, Jack	1986
MALONEY, Chris	1982-83
MANISCALCO, Matthew	2000-03
MARKS, G.S. Jr.	1946
MARSLAND, David	1993
MARTIN, E.C.	1898
MARTIN, G.W.	1924
MARTIN, Mike	1986-88

MARTIN, Ty	1999-00
MARTZ, Billy	1980-81
MASTERS, Burke	1987-90
MATTHEWS, Bobo	1954
MATTHEWS, H.H.	1897
MATTHEWS, Joel	1993
MATTHEWS, W.M.	1895
McBEATH, W.K.	1942
McCAIN, B.H.	1918
McCANN, Howie	1977-78
McCANN, Mike	1983-84
McCARGO, R.W.	1906-09
McCASKILL, Joseph	2004-07
McCLELLAN, J.W.	1907-10
McCLELLAN, W.S.	1927-29
McCOOL, Bob	1963-64
McCOOL, J.	1902
McCRANEY, Mike	1985-87
McCULLOUGH, Tom	1977-78
McDERMOTT, R.J.	1911-12
McDONALD, John	1977-80
McDONALD, Roark	1984-86
McDOUGAL, L.C.	1943
McDUFFEE, W.C.	1930-31
McGEE, Ken	1967-69
McGRATH, Ryan	1997-00
McKAY, D.P.	1886-87
McKISSICK, Clovis	1956
McMAHON, David	1988
McMAHON, R.J.	1938-39
McNAIR, Don	1957-59
McNALLY, James	1954-57
McNEIL, T.Y.	1897-98
McRANEY, Will	1983-86
McVEY, E.A. Jr.	1938-39
McWILLIAMS, J.W.	1887-89
McWILLIAMS, W.R.	1917
MEADOWS, Wayne	1962-64
MEDDERS, Brandon	2000-01
MERRIMAN, Jerry	1960-61
METTS, A.C.	1903-04
MILEY, Bill	1968-69
MILLER, J.W.	1925
MILLER, Tom	1969
MILLER, W.S. Jr.	1942-43
MILLS, R.	1910
MILNER, Sammy	1970
MILTON, Ted	1969-72
MIMS, Tommy	1970
MINOR, H.A.	1899
MINOR, H.D.	1886-87
MINOR, Longstreet	1905-06
MITCHELL, Bennie	1905-09
MITCHELL, David	1988-90
MITCHELL, Evan	2011-13
MITCHELL, John	1984-87
MITCHELL, M.B.	1920-22
MITCHELL, Monroe	1955-57
MITCHELL, Ross	2012-13
MITCHELL, Scott	1987-90
MITCHELL, Willie	1905-09
MITCHELL, W.M.	1942
MOHON, Bobby	1952-54
MONROE, Curtis	1952-53
MONTGOMERY, Bill	1974-76
MONTGOMERY, E.	1885, 88-91
MONTGOMERY, Frank	1961-63
MONTGOMERY, S.	1885-90
MOON, H.H.	1885
MOORE, C.H.	1931-32



ALL-TIME LETTERMEN

MOORE, Earl	1892-93
MOORE, Forrest	2008
MOORE, Tyler	2008
MORELAND, Mitch	2005-07
MORGAN, Gene	1984-85
MORGAN, H.C.	1939-40
MORLOCK, Allen	1981-82
MORRIS, Pat	1955-56
MORRIS, W.	1903-04
MORTON, W.E.	1902
MULDROW, H.L.	1890-91
MULLINO, Ray	1985-86
MUNDIE, Don	1979-81
MUNGLE, Jon	2002-03
MURCH, Red	1897
MURPHY, B.J.	1942-43
MURPHY, Dan	1950-52
MURPHY, Terry	1954-57
MYER, C.S.	1922-24
MYERS, J.S.	1912
MYLES, Harold	1982-84
MYRICK, Bobby	1971-74

N

NACE, Todd	1988
NAIL, Braxton	1953-55
NAPPI, Jason	2008-09
NASH, H.R.	1927
NEAL, W.S. Jr.	1902
NEIL, George	1915
NESTER, Arthur	1960-62
NEVILLE, Tommy	1963-64
NEWMAN, Doug	1994-95
NICHOLAS, Todd	2001-03
NICHOLS, Aubrey	1962-64
NIOLET, H.L.	1946
NIX, J.C.	1938
NIXON, V.D.	1937-38
NOBLE, C.R. Dudy	1913-15
NOBLE, P.A.	1926-28
NORMAN, Rob	1988-91
NORRIS, Daryl	2011-13
NORTON, Ronnie	1961-63

O

OAKLEY, G.E.	1931
OBRADOVICH, Mark	2000
OGDEN, Jonathan	2010-11
OLIVER, Dale	1961-62
OWEN, Joe	1970-72
OWENS, Brian	2002-03

P

PACE, Paxton	2009
PALMEIRO, Rafael	1983-85
PALMER, Coker	1968-69
PAPELBON, Jonathan	2001-03
PAPPENHEIMER, W.A.	1929-30
PARADOA, Dan	1986-87
PARENTON, Tim	1982-84
PARKER, Bob	1983-84
PARKER, F.W.	1897-99
PARKER, Guy	1960-62
PARKER, Jackie	1953
PARKER, John Ed	1955
PARKER, T.I.	1919-22
PARKS, Jarrod	2009-11
PARKS, Lee	1999-02
PARVIN, Dave	1960
PASSEAU, Claude	1964-66

PATTERSON, J.E.	1915
PATTERSON, R.L.	1942
PATTON, Barry	1995-98
PATTON, George	1966-68
PATTY, H.L.	1898-99
PAUL, Billy	1952
PAVLOU, Larry	1976-79
PAXTON, A.H.	1942
PEARCE, J.B.	1931
PEARSON, M.T.	1913-14
PEARSON, Winston	2002-03
PEATROSS, J.T.	1918
PEEL, R.L.	1923-25
PEEPLES, Matt	1997-98
PEPPER, R.H.	1917-19
PERKINS, E.G.	1933-35
PERKINS, David	1991-94
PERRY, G.D.	1919
PETRULIS, Paul	1991-93
PHARES, David	1970-71
PHILLIPS, Mickey	1960
PIATT, Adam	1995-97
PIGOTT, Justin	2005-08
PILLOW, G.D.	1936
PINKERTON, Wayne	1972-75
PINSON, T.C.	1946
PIRTLE, Brett	2013
PITTMAN, J.N.	1946
POGUE, C.M.	1946
POLK, Scott	1995-99
POLK, Steve	1989-90
POLLORENA, Luis	2011-13
POPE, Don	1960-61
PORTER, Jay	1981-83
PORTER, Trey	2012-13
PORTERA, Andy	1962-63
PORTERA, Frank	1965-67
POTTER, F.E.	1913-15
POTTS, Jocko	1967-70
POWELL, Jay	1991-93
POWER, Frank	1954-57
POWER, Mark	1995-96, 97
POWERS, Connor	2007-10
POWERS, Ryan	2008-09
PRAETHER, R. Jr.	1902-04
PRIESTER, R.L.	1926-28
PRIESTER, V.D.	1940-41
PRITCHARD, Lamar	1971-72, 74
PROFFITT, Mike	1969-72
PRUETT, Jim	1957-58-59
PRUSER, Mike	1980
PRYOR, R.M. Jr.	1943
PURVIS, Russell	1960

Q

QUINN, Tom	1990-92
------------	---------

R

RAFFO, Tommy	1987-90
RAMSEY, Saunders	2003-05
RATH, Gary	1992-94
RAWDOW, Frank	2009
RAWLS, R.D.	1921-23
RAY, Carl	1960
RAY, T.J.	1886-87
REA, Jeffrey	2004-07
REA, Wes	2012-13
REAGAN, Josh	1978-79
REDD, Ricky Joe	1992-95
REDDEN, O.S.	1928

REED, Bobby	1988-90
REED, Caleb	2009-12
REED, R.E.	1939
REEDER, Claude	1963-65
REID, W.D.	1905-06
REINIKI, Chris	1997-98
REINSTETLE, Dwight	1972
RENFROE, Hunter	2011-13
REYES, Louis	1974
RHODES, Joe	1950
RICE, Andy	2006-08
RICHARDSON, Matt	2006-07
RIDDLE, Larry	1974-75
ROBBINS, Wayne	1956-58
ROBERDS, W.G.	1905-07
ROBERTS, J.M.	1915
ROBINS, E.L.	1890-93, 95
ROBINSON, Don	1975-78
ROBINSON, Don	1950
ROBINSON, Jason	1994
ROBINSON, Jim	1988-90
ROBSON, Jacob	2013
ROCK, Jamie	1999-2000
ROGERS, Jeff	1914-15
ROPER, M.A.	1933
RORIE, Bill	1967-70
ROSEBOROUGH, E.H.	1907
ROSSEAU, T.H.	1892-93, 95
ROUTT, Nick	2009, 11-12
ROWAN, C.	1885
RUBY, A.R.	1928-29
RUDD, E.I.	1896-97
RUSSELL, C.E.	1919-20
RUSSELL, C.H.	1908-10
RUSSELL, T.G.	1896-97
RUTLEDGE, Michael	2005-07

S

SAHLER, Mike	1975
SAUNDERS, H.T.	1898-99
SAUNDERS, W.B.	1917-20
SCARBROUGH, Tyler	2003-04
SCHLOSSER, Randy	1979-80
SCHNEIDER, Sonny	1947-50
SCHOENROCK, Bill	1958-60
SCIONEAX, Damian	1996-97
SCOTT, John	1984-86
SELF, T.E.	1947-49
SHANKS, F.D.	1941-42
SHANNON, C.R.	1890-91, 93
SHARPE, L.K.	1885-89
SHAVE, Jon	1987-90
SHAW, J.V.	1935
SHAW, M.J.	1914-17
SHEFFIELD, Neil	1960-61
SHELLY, John Marc	2013
SHEPHERD, Jaron	2010-11
SHEPHERD, Scott	1975-77
SHEPPARD, Joe	1948-50
SHIELDS, D.A.	1902
SHOWALTER, Nat	1977
SHREWSBERRY, John	1979-81
SHUMAKER, Brad	1996-97
SHUMAKER, Coie	1967-69
SIKES, C.H.	1932-34
SIKES, D.O.	1923
SILVA, Gray	2004
SLAUTER, Mitch	2012-13
SMITH, Bob	1980
SMITH, Charlie	1963-65

ALL-TIME LETTERMEN



SMITH, E.G.	1940-41
SMITH, F.M.	1908-11
SMITH, H.	1899
SMITH, H.E. Jr.	1934-35
SMITH, Herman	1946
SMITH, Mike	1977-78
SNEED, Russ	2007-10
SNYDER, H.L.	1943-47
SOTTILE, Lou	1980-81
SPARKMAN, Sparky	1997-98
SPEED, David	1965-66
SPENCER, A.L.	1919
SPICA, Rick	1971-72
SPRAGGINS, H.F. Jr.	1940-42
STANTON, Bill	1956
STARK, Taylor	2011
STARK, W.	1902
STATUM, Bobby	1975
STATZ, Tim	2011
STEVENSON, R.V.	1911
STEWART, M.M.	1939
STILL, Phil	1968-71
STINSON, E.B.	1888-89
STOVALL, W. D. R.	1920-21
STRAITS, John	1994-95
STRATTON, Chris	2010-12
STRINGER, J.I.	1925-26
STRINGER, W.L. Jr.	1934-35
STUART, C.E.	1925-27
STUBBS, A.B.	1936-38
STUBBS, A.F.	1937
STUBBS, H.T.	1939-40
SUSCE, Steve	1979-81
SUTTON, R.T.	1939
SWINDLE, Lee	2008-09

T

TACKETT, Daniel	2004-05
TANKSLEY, Scott	1993-95
TAQUINO, Michael	2000
TATUM, Craig	2003-04
TATUM, Ken	1964-66
TAYLOR, L.B.	1932-33
TAYLOR, Mark	1981-82
TERRY, Brian	1997-00
THIESEN, Gator	1984-85
THIGPEN, Bobby	1984-85
THIGPEN, Wes	2010-11
THOMPSON, E.T.	1930-32
THOMPSON, Jerry	1969-71
THOMPSON, L.R.	1926-28
THOMPSON, W.L.	1897
THOMS, Hank	1997-99
THOMS, Josh	2002-04
THOMS, Lake	1998-99
THOMS, Rusty	1995-98
TILLER, T.E. Jr.	1946
TINSLEY, Brooks	2006
TOMKINS, Larry	1994-95
TORRES, Pete	1978-79
TOWNES, R.B.	1919
TRIBOLET, Scott	1994-95
TROTTER, G.P.	1903-07
TRUITT, J.F.	1942
TUCKER, J.B.	2002-03
TURCOTTE, Louis	1976
TURNER, Brandon	2007-08
TURNER, Charles	1957-59
TURNER, I.S.	1922-25

U

UNDERWOOD, Bee	1933-34
UNSER, Del	1964-66
UTTERBACK, W.E.	1891

V

VALENTINE, Mike	2005-07
VAN CLEVE, Dan	1982-85
VANDEVERE, D.C.	1929-31
VAUGHN, Jack	1956
VAUGHN, J.S.	1924
VEAZEY, J.C.	1897
VENABLE, J.C.	1943
VICKERSON, Nick	2010-11
VOSS, David	1970-72

W

WAITS, F.A.	1932-34
WALKER, Gerald	1951-53
WALLACE, B.J.	1990-92
WALLACE, Glenn	1967-69
WALTERS, Barry	1996-98
WALTERS, J.F.	1935-37
WALTON, F.L.	1910
WARBURTON, John	1991
WARD, R.B.	1936-38
WASHINGTON, Gary	1965-67
WASHINGTON, Manuel	1967-69
WATSON, C.C.	2010
WATTS, Lee	1946, 48-49
WAX, H.O.	1918
WAX, J.A.	1931
WEATHERFORD, Aaron	2006-08
WEAVER, Trent	1986
WEAVER, Tri	1985-86
WEBB, Ben	1986
WEBB, J.W.	1928-29
WEDDELL, F.J.	1890-93
WEEMS, J.L.	1934
WEISHEIM, Tim	1978-79
WELLS, Harold	1952-53
WENDTLAND, Wal	1975-76
WENTZ, Bob	1953
WESSON, Jared	2009
WEST, Josh	1998-01
WHEELER, Brett	1996-98
WHEELER, J.O.	1885
WHEELER, M.J.	1906
WHITE, J.N.	1919-20
WHITE, Pete	1980-83
WHITNEY, Tyler	2007-10
WHITTEN, L.H.	1907-09
WIENIEWITZ, Spud	1973-74
WIESE, Brian	1996-99
WILDER, E.	1917-18
WILFORD, F.C.	1941
WILLCUTT, Jason	1998-99
WILLCUTT, Jimmy	1962-64
WILLIAMS, Charlie	1953-55
WILLIAMS, Drew	1991-94
WILLIAMS, Jesse	1955-56
WILLIAMS, Julian	1954
WILLIAMS, Lee	1950-52
WILLIAMS, W.J.	1910
WILLINGHAM, Phillip	1998-01
WILLOUGHBY, Gary	1975-77
WILSON, Joe	1955-56
WINFORD, Barry	1986-89
WINFORD, Ron	1987-89
WINKLER, Brad	1980-83

WILSON, Andy	2004-08
WILSON, Joe	1954
WOMACK, S.K.	1919
WOOD, W.T. Jr.	1936-38
WOOD, H.E.	1937-39
WOODRUFF, Brandon	2012-13
WOOTEN, Josh	2000-01
WREN, Cliff	1999
WRIGHT, Daron	1999-2000
WRIGHT, Ernie	1989

Y

YARBROUGH, Greg	1968
YEATES, C.W.	1892-93, 95
YEATES, E.D.	1896-97, 99
YEATES, N.	1905
YILLING, Fred	1968-70
YOUNG, Glen	1981-82
YOUNG, Chris	2000-02
YOUNG, Pete	1987-89

Z

ZELMER, Dan	1982-84
-------------	---------

BOLD: CURRENT PLAYERS



BULLDOGS IN MLB

GLEN "LEFTY" BOLTON • 1B

Cleveland (1928)

CAREER	G	AB	H	HR	RBI	AVG.
1 Year	4	13	2	0	0	.154

JIMMY BRAGAN • COACH

Cincinnati (1967-69), Montreal (1970-72), Milwaukee (1976-77)

JEFF BRANTLEY • P

San Francisco (1988-93), Cincinnati (1994-97), St. Louis (1998), Philadelphia (1999-2000), Texas (2001)

CAREER	G-GS	W-L	IP	ERA	SO	SV
14 Years	615-18	43-46	859.1	3.39	728	172

ED CHAPMAN • P

Washington (1933)

CAREER	G-GS	W-L	IP	ERA	SO	SV
1 Year	6-1	0-0	8.0	8.00	4	0

TRAVIS CHAPMAN • 3B

Philadelphia (2003)

CAREER	G	AB	H	HR	RBI	AVG.
1 Year	1	1	0	0	0	0

BUBBA CHURCH • P

Philadelphia (1950-52), Cincinnati (1952-53), Chicago Cubs (1953-55)

CAREER	G-GS	W-L	IP	ERA	SO	SV
6 Years	147-95	36-37	713.1	4.10	274	4

WILL CLARK • 1B

San Francisco (1986-93), Texas (1994-98), Baltimore (1999-2000), St. Louis (2000)

CAREER	G	AB	H	HR	RBI	AVG.
15 Years	1976	7173	2176	284	1205	.303

HUGH CRITZ • 2B

Cincinnati (1924-30); New York NL (1930-35)

CAREER	G	AB	H	HR	RBI	AVG.
12 Years	1478	5930	1591	38	531	.268

ERIC DUBOSE • P

Baltimore (2002-06), Cleveland (2006)

CAREER	G-GS	W-L	IP	ERA	SO	SV
5 Years	52-27	9-15	188.1	5.21	115	0

SAMMY ELLIS • P/COACH

Cincinnati (1962, 64-67), California (1968), Chicago AL (1969) / New York (1983-84; 1986), Chicago (AL) 1989-91), Chicago (NL) 1992), Seattle (1993-94), Boston (1996), Baltimore (2000)

CAREER	G-GS	W-L	IP	ERA	SO	SV
7 Years	229-140	63-58	1004.0	4.15	677	18

BOBBY ETHERIDGE • 3B

San Francisco (1967, 1969)

CAREER	G	AB	H	HR	RBI	AVG.
2 Years	96	246	60	2	25	.244

RAGS FAIRCLOTH • P

Philadelphia (1919)

CAREER	G-GS	W-L	IP	ERA	SO	SV
1 Year	2-0	0-0	2.0	9.00	0	0

DAVE "BOO" FERRISS • P

Boston (1945-50)

CAREER	G-GS	W-L	IP	ERA	SO	SV
6 Years	144-103	65-30	880.0	3.64	296	8

MATT GINTER • P

Chicago White Sox (2000-2003), New York Mets (2004), Detroit (2005), Cleveland (2008)

CAREER	G-GS	W-L	IP	ERA	SO	SV
7 Years	96-19	5-7	232.0	5.43	132	1

ALEX GRAMMAS • INFIELDER/COACH-MANAGER

St. Louis (1954-56, 59-62), Cincinnati (1956-58), Chicago NL (1962-63)

CAREER	G	AB	H	HR	RBI	AVG.
10 Years	913	2073	512	12	163	.247

Pittsburgh (1965-69), Cincinnati (1970-75), Milwaukee (1976-77), Cincinnati (1978), Atlanta (1979), Detroit (1980-1991)

Year	W-L	Pct.	Teams
3 Years	137-191	.418	Pittsburgh/Milwaukee

PAUL GREGORY • P

Chicago AL (1932-33)

CAREER	G-GS	W-L	IP	ERA	SO	SV
2 Years	56-26	9-14	221.1	4.72	57	0

BUNN HEARN • P

St. Louis (1910-11), New York Giants (1913), Pittsburgh (1915), Boston (1918-20)

CAREER	G-GS	W-L	IP	ERA	SO	SV
6 Years	66-40	13-24	399.2	3.56	111	0

JIM HOWARTH • OF

San Francisco (1971-74)

CAREER	G	AB	H	HR	RBI	AVG.
4 Years	152	226	49	1	16	.217

ALAN JOHNSON • P

Colorado Rockies (2011)

CAREER	G-GS	W-L	IP	ERA	SO	SV
1 Year	1-1	0-0	4.0	9.00	3	0

JON KNOTT • OF

San Diego (2004, 2006), Baltimore (2007)

CAREER	G	AB	H	HR	RBI	AVG.
3 Years	19	31	6	1	6	.194

JACK LAZORKO • P

Milwaukee (1984), Seattle (1985), Detroit (1986), California (1987-89)

CAREER	G-GS	W-L	IP	ERA	SO	SV
6 Years	69-15	5-8	222.0	4.22	108	2

JIM LYLE • P

Washington Senators (1925)

CAREER	G-GS	W-L	IP	ERA	SO	SV
1 Year	1-0	0-0	3.0	6.00	3	0

CARLTON LOEWER • P

Philadelphia (1998-99), San Diego (2001-03)

CAREER	G-GS	W-L	IP	ERA	SO	SV
4 Years	48-41	10-18	238.1	6.12	118	0

PAUL MAHOLM • P

Pittsburgh (2005-11), Chicago Cubs (2012), Atlanta (2012-13)						
CAREER	G-GS	W-L	IP	ERA	SO	SV
2005	6-6	3-1	41.3	2.18	26	0
2006	30-30	8-10	176.0	4.76	117	0
2007	29-29	10-15	177.2	5.02	105	0
2008	31-31	9-9	206.1	3.71	139	0
2009	31-31	8-9	194.2	4.44	119	0
2010	32-32	9-15	185.1	5.10	102	0
2011	26-26	6-14	162.1	3.66	97	0
2012	32-31	13-11	189.0	3.67	140	0
2013	26-26	10-11	153.0	4.41	105	0
9 Years	243-242	76-95	1485.2	4.28	845	0

CHRIS MALONEY • COACH

St. Louis (2012-Today)

BRANDON MEDDERS • P

Arizona (2005-08), San Francisco (2009-10)						
CAREER	G-GS	W-L	IP	ERA	SO	SV
6 Years	210-0	16-7	234.2	3.61	175	1

MONROE MITCHELL • P

Washington (1923)						
CAREER	G-GS	W-L	IP	ERA	SO	SV
1 Year	10-6	2-4	41.2	6.48	8	2

WILLIE MITCHELL • P

Cleveland (1909-16); Detroit (1916-19)						
CAREER	G-GS	W-L	IP	ERA	SO	SV
11 Years	276-190	84-92	1632.0	2.88	921	4

TYLER MOORE • 1B

Washington (2012-13)						
CAREER	G	AB	H	HR	RBI	AVG.
2012	75	156	41	10	29	.263
2013	63	167	37	4	21	.222
2 Years	138	323	78	14	50	.241

MITCH MORELAND • 1B/OF

Texas (2010-13)						
YEAR	G	AB	H	HR	RBI	AVG.
2010	47	145	37	9	25	.255
2011	134	464	120	16	51	.259
2012	114	327	90	15	50	.275
2013	147	462	107	23	60	.232
4 Years	442	1398	354	63	186	.253

BUDDY MYER • INF

Washington (1925-27), Boston (1927-28), Washington (1929-41)						
CAREER	G	AB	H	HR	RBI	AVG.
17 Years	1923	7038	2131	38	850	.303

BOBBY MYRICK • P

New York NL (1976-78), Seattle (1979)						
CAREER	G-GS	W-L	IP	ERA	SO	SV
4 Years	82-0	3-6	140.0	3.47	73	2

RAFAEL PALMEIRO • 1B

Chicago NL (1986-88), Texas (1989-93), Baltimore (1994-98), Texas (1999-2003), Baltimore (2004-05)						
CAREER	G	AB	H	HR	RBI	AVG.
20 Years	2831	10,472	3,020	569	1835	.288

JONATHAN PAPELBON, P

Boston (2005-11), Philadelphia (2012-13)						
CAREER	G-GS	W-L	IP	ERA	SO	SV
2005	17-3	3-1	34.0	2.65	34	0
2006	59-0	4-2	68.1	0.92	75	35
2007	59-0	1-3	58.1	1.85	84	37
2008	67-0	5-4	69.1	2.34	46	41
2009	66-0	1-1	68.0	1.85	76	38
2010	65-0	5-7	67.0	3.90	76	37
2011	63-0	4-1	64.1	2.94	87	31
2012	70-0	5-6	70.0	2.44	92	38
2013	61-0	5-1	61.2	2.92	57	29
9 Years	527-3	33-26	561.0	2.41	658	286

ADAM PIATT • OF

Oakland (2000-03), Tampa Bay (2003)						
CAREER	G	AB	H	HR	RBI	AVG.
4 Years	212	521	129	16	65	.248

JAY POWELL • P

Florida (1995-98), Houston (1998-2001), Colorado (2001), Texas (2002-04), Atlanta (2005)						
CAREER	G-GS	W-L	IP	ERA	SO	SV
11 Years	512-0	36-23	542.1	4.17	423	22

GARY RATH • P

Los Angeles (1998), Minnesota (1999)						
CAREER	G-GS	W-L	IP	ERA	SO	SV
2 Years	11-1	0-1	8.0	11.25	5	0

JIM ROBERTS • P

Brooklyn Robins (1924-25)						
CAREER	G-GS	W-L	IP	ERA	SO	SV
2 Years	12-5	0-3	26.1	7.18	10	0

RAY ROBERTS • P

Philadelphia Athletics (1919)						
CAREER	G-GS	W-L	IP	ERA	SO	SV
1 Year	3-2	0-2	14.0	7.71	2	0

JON SHAVE • 2B

Texas (1993), Minnesota (1998), Texas (1999)						
CAREER	G	AB	H	HR	RBI	AVG.
3 Years	79	160	46	1	21	.288

BUCK SHOWALTER • MANAGER

New York AL (1992-95), Arizona (1998-2000), Texas (2003-06), Baltimore (2010-13)			
Year	W-L	Pct.	Team
1992	76-86	.469	New York Yankees
1993	88-74	.543	New York Yankees
1994*	70-43	.619	New York Yankees
1995	79-65	.549	New York Yankees
1998	65-97	.401	Arizona
1999	100-62	.617	Arizona
2000	85-77	.525	Arizona
2003	71-91	.438	Texas
2004*	89-73	.549	Texas
2005	79-83	.488	Texas
2006	80-82	.494	Texas
2010	34-23	.596	Baltimore
2011	69-93	.426	Baltimore
2012	93-69	.574	Baltimore
2013	85-77	.525	Baltimore
14 Years	1163-1095	.515	Four Teams

* --- American League Manager of the Year



BULLDOGS IN MLB & MLB DRAFT

HOMER SPRAGINS • P

Philadelphia (1947)

CAREER	G-GS	W-L	IP	ERA	SO	SV
1 Year	4	0-0	5.1	6.75	3	0

CRAIG TATUM • C

Cincinnati (2009), Baltimore (2010-11)

CAREER	G	AB	H	HR	RBI	AVG.
3 Years	100	269	60	1	22	.223

KEN TATUM • P

California (1969-70), Boston (1971-73), Chicago AL (1974)

CAREER	G-GS	W-L	IP	ERA	SO	SV
6 Years	176	16-12	283.1	2.92	156	52

BOBBY THIGPEN • P/Coach

Chicago AL (1986-93; 2013-), Philadelphia (1993),
Seattle (1994) / Chicago AL (2013)

CAREER	G-GS	W-L	IP	ERA	SO	SV
9 Years	448-0	31-36	568.2	3.43	367	201

DEL UNSER • OF

Washington (1968-71), Cleveland (1972), Philadelphia (1973-74; 79-82), New York NL (1975-76), Montreal (1976-78)

CAREER	G	AB	H	HR	RBI	AVG.
15 Years	1799	5215	1344	87	481	.258

FRED WALTERS • C

Boston (1945)

CAREER	G	AB	H	HR	RBI	AVG.
1 Year	40	93	16	0	5	.172

SID WOMACK • P

Boston Braves (1926)

CAREER	G	AB	H	HR	RBI	AVG.
1 Year	1	3	0	0	1	.000

PETE YOUNG • P

Montreal (1992-93)

CAREER	G-GS	W-L	IP	ERA	SO	SV
2 Years	17-0	1-0	25.2	3.86	13	0

MLB ALL-STARS (8)

PLAYER	SELECTIONS	YEARS
Will Clark	6	1988, 1989, 1990, 1991, 1992, 1994
Jonathan Papelbon	5	2006, 2007, 2008, 2009, 2012
Rafael Palmeiro	4	1988, 1991, 1998, 1999
Buddy Myer	2	1935, 1937
Jeff Brantley	1	1990
Sammy Ellis	1	1965
Dave "Boo" Ferriss	1	1946
Bobby Thigpen	1	1990

* 21 Total Selections

BULLDOGS IN MLB DRAFT (138)

YEAR	ROUND	POS.	PLAYER	TEAM
1965	2	OF	Del Unser#	Minnesota
	6*	C	Frank Portera#	St. Louis
	7*	RHP	Frank Chambers#	Baltimore
1966	1+	OF-1B	Del Unser (18th)	Washington
	2	RHP	Ken Tatum	California
	3^	RHP	Frank Chambers#	Oakland
	3	RHP	James Carroll	San Francisco
	4^	C	Frank Portera#	Oakland
	4^	OF-1B	Del Unser#	Pittsburgh
	5+	C	Frank Portera	Atlanta
	6^	OF	Mike Burns	Cleveland
	6^	RHP	Ken Tatum#	Detroit
	6+	RHP	Frank Chambers	Chicago (AL)
	17	RHP	Claude Passeau	Cincinnati
	24	1B	Glenn Lusk	Atlanta
	36	1B	Gary Washington#	New York (AL)
1967	2^	1B	Gary Washington#	Washington
	4+	1B	Gary Washington	New York (AL)
1968	8	OF	Jim Howarth, OF	San Francisco
	48	RHP	Glenn Wallace, RHP	Baltimore
1969	3	C	John Fletcher	Boston
	23	OF	Manuel Washington	Los Angeles
	31	C	Fred Yilling	Baltimore
1970	10+	3B	Phil Still#	Baltimore
1971	2+	SS	Bobby Crosswell	Montreal
	9	3B	Phil Still	New York (AL)
1972	26	OF	Ted Milton#	St. Louis
1973	10^	OF	Ted Milton	California
1974	13	INF	Wayne Pinkerton	Texas
1977	2+	RHP	Jack Lazorko#	New York (AL)
	4^	RHP	James Harris	Cleveland
	5	OF	Nat Showalter	New York (AL)
	17	RHP	Don Robinson	Houston
1978	5	OF	Del Bender	Boston
	11	RHP	Jack Lazorko	Houston
1979	25	LHP	Ken Kurtz	Kansas City
	32	OF	Mike Kelley	Chicago (NL)
1980	26	RHP	Perry Cliburn	Texas
1981	11	OF	Mark Gillaspie	San Diego
	11	RHP	Steve Susce	Pittsburgh
	19	1B	Bruce Castoria#	San Francisco
	20	RHP	Don Mundie	Houston
1982	7	1B	Bruce Castoria	Houston
	15	C	Chuck Bartlett#	Toronto
	29	OF	Dave Klipstein	Milwaukee
1983	9	C	Jay Porter	San Diego
	10	C	Chuck Bartlett	Los Angeles
1984	13	RHP	Jeff Brantley#	Montreal
	15	SS-2B	Gator Thiesen#	New York (AL)
	21	SS	Bob Parker	Houston
1985	1	1B	Will Clark (2nd)	San Francisco
	1	OF	Rafael Palmeiro (22nd)	Chicago (NL)
	4	RHP	Bobby Thigpen	Chicago (AL)
	6	RHP	Jeff Brantley	San Francisco
	10	2B	Gator Thiesen	St. Louis
	21	OF	Dan Van Cleve	Texas
	22	RHP	Gene Morgan	Kansas City
1986	25	RHP	Steve King	Montreal
	25	RHP	Ray Mullino	Chicago (NL)
1987	33	1B	David Mitchell	Atlanta
1988	24	OF	Jody Hurst#	Minnesota

BULLDOGS IN MLB DRAFT



YEAR	ROUND	POS.	PLAYER	TEAM
1989	6	RHP	Pete Young	Montreal
	10	OF	Jody Hurst	Detroit
	11	OF	Richie Grayum	Chicago (NL)
	12	C	Barry Winford	Texas
	18	SS	Brad Hildreth	Baltimore
	41	RHP	Bobby Reed#	Chicago (AL)
1990	56	2B	Jon Shave#	Texas
	3	RHP	Bobby Reed	Texas
	5	2B	Jon Shave	Texas
	8	1B	Tommy Raffo	Miami Miracle
	21	C	Jim Robinson	Chicago (NL)
	22	OF	John Cohen	Minnesota
1991	35	RHP	Tom Quinn, RHP#	San Diego
	30	LHP	Chris George	New York (NL)
1992	1	LHP	B.J. Wallace (3rd)	Montreal
	20	RHP	Chuck Daniel	Chicago (NL)
	44	2B	Charlie Anderson	St. Louis
1993	1	RHP	Jay Powell (19th)	Baltimore
	8	SS	Paul Petrusis, SS	New York (NL)
	24	OF	Ron Brown, OF	Florida
	48	OF	Ricky Joe Redd#	Boston
1994	1	RHP	Carlton Loewer (23rd)	Philadelphia
	2	LHP	Gary Rath	Los Angeles
	44	RHP	Kyle Kennedy#	Seattle
1995	22	RHP	Scott Tanksley	Minnesota
	45	LHP	Brian Clark#	St. Louis
1996	14	RHP	David Hooten	Minnesota
	18	RHP	Keith Dilgard#	Cincinnati
	23	C	Blake Anderson	Colorado
1997	1	LHP	Eric DuBose (21st)	Oakland
	8	3B	Adam Piatt	Oakland
	12	SS	Brad Freeman#	Cleveland
	21	OF	Damian Scioneaux	Tampa Bay
	47	LHP	Jeremy Jackson#	New York (NL)
1998	7	SS	Brad Freeman	St. Louis
	8	RHP	Chris Reinike	Cleveland
	10	LHP	Jeremy Jackson	Kansas City
	15	1B	Richard Lee	Toronto
	20	C	Barry Patton	Cleveland
1999	1	RHP	Matt Ginter (22nd)	Chicago (AL)
	9	C	Chris Curry	Chicago (NL)
	9	RHP	Hank Thoms	Boston
	10	OF	Brian Wiese	Boston
	25	2B	Chris Lotterhos	Cleveland
	33	1B	Cliff Wren	Los Angeles
	9	LHP	Mark Freed	Chicago (NL)
2000	17	3B	Travis Chapman	Philadelphia
	19	RHP	Justin Estel	Montreal
	20	2B	Ty Martin	Texas
	21	RHP	Ryan Carroll#	Boston
	28	LHP	Kevin Donovan	Philadelphia
	9	RHP	Brandon Medders	Arizona
	13	RHP	Tanner Brock#	Cincinnati
2001	15	RHP	Ryan Carroll#	Boston
	22	RHP	Adam Larson#	Baltimore
	18	RHP	Chris Young	Colorado
2002	40	RHP	Jonathan Papelbon#	Oakland
	1	LHP	Paul Maholm (8th)	Pittsburgh
2003	4	RHP	Jonathan Papelbon	Boston
	8	SS	Matthew Maniscalco	Tampa Bay
	13	1B	Matthew Brinson	Colorado
	14	3B	Steve Gendron#	San Diego
	21	LHP	Todd Nicholas#	Cincinnati
	22	RHP	Jacob Blakeney	Atlanta
	23	OF	Jon Mungle#	Milwaukee

YEAR	ROUND	POS.	PLAYER	TEAM
2004	3	C	Craig Tatum	Cincinnati
	13	SS	Steve Gendron	Florida
	24	RHP	Jeff Lacher	Florida
	37	RHP	Jamie Gant#	Montreal
	44	OF	Jon Mungle#	Milwaukee
	50	RHP	Saunders Ramsey#	Florida
2005	2	OF	Brad Corley	Pittsburgh
	29	RHP	Jamie Gant	Houston
	43	LHP	Brooks Dunn#	Chicago (AL)
	46	INF	Thomas Berkery#!	Texas
2006	48	OF	Joseph Hunter#	Cleveland
	23	LHP	Brooks Dunn	San Diego
	25	INF	Joseph Hunter	Chicago (AL)
2007	33	OF	Jeffrey Rea#	Boston
	1-5	C	Ed Easley (61st)	Arizona
2008	16	RHP	Josh Johnson	Tampa Bay
	17	1B	Mitch Moreland	Texas
	18	2B	Jeffrey Rea	Chicago (NL)
	3	RHP	Aaron Weatherford	Arizona
2009	12	2B	Brandon Turner	Florida
	16	1B	Tyler Moore	Washington
	27	OF	Jeff Flagg	New York (NL)
	38	RHP	Ricky Bowen#	Cincinnati
	46	OF	Grant Hogue#	Cincinnati
2010	11	1B	Connor Powers#	Los Angeles (NL)
	35	RHP	Grant Hogue	Cincinnati
	43	RHP	Ricky Bowen	Cincinnati
2011	21	1B	Connor Powers	San Diego
	26	SS	Jet Butler	New York (NL)
	34	LHP	Tyler Whitney	Seattle
	38	LHP	Forrest Moore	Florida
2012	9	RHP	Devin Jones	Baltimore
	20	2B	Nick Vickerson	Texas
	24	3B	Jarrod Parks	Los Angeles (AL)
2013	33	OF	Jaron Shepherd	Colorado
	1	RHP	Chris Stratton (20th)	San Francisco
	16	LHP	Nick Routt	Cincinnati
2014	36	RHP	Kendall Graveman#	Miami
	1	OF	Hunter Renfroe (13th)	San Diego
	6	SS	Adam Frazier	Pittsburgh
	8	RHP	Kendall Graveman	Toronto
	9	LHP	Chad Gironi	Toronto
	13	RHP	Evan Mitchell	Cincinnati
	22	INF/RHP	Daryl Norris, INF/RHP	Detroit
2015	23	LHP	Luis Pollorena	Texas

* June Class AA Selections

^ January Secondary Phase

+ June Secondary Phase

Indicates players who did not sign with the club that drafted them.

! Thomas Berkery, drafted by Texas in 2005, signed with the Rangers in 2006 prior to the 2006 June draft.

Since 1965, **138** different Diamond Dawgs have been selected a total of **170** times in the Major League Baseball Draft, including a school-record **eight** in the **2003** draft.

In 2013, All-American Hunter Renfroe became the **12th MSU player drafted in the first round**. With the San Diego Padres' pick, Renfroe and 2012 first-rounder Chris Stratton became the first back-to-back first-round draft picks from the state of Mississippi in history.



HISTORY OF BULLDOG BASEBALL

1885

May 2 Mississippi A&M, behind team captain W.J. (Bill) Jennings, defeats Durant 7-2 in the first baseball game in MSU history. Jennings, who holds the distinction of being credited as the first man in Southern college baseball who could throw a curve ball, baffles batters from all over the South in claiming A&M's first 12 wins. His composite four-year record, during which time he pitched every game for the Maroons, was a sparkling 12-1.

1893

October 12 A&M defeats the University of Mississippi 6-3 in its first intercollegiate baseball game. The schools have met 446 times, easily the longest baseball rivalry for both schools.

1909

April 11 Willie Mitchell hurls the first perfect game in Mississippi A&M history by striking out 26 LSU batters and helping the Maroons slip past the Tigers 1-0 in the second game of a twinbill at Baton Rouge, La. Mitchell finishes with a 6-1 worksheet and dazzles his opponents by striking out 97 batters in 56-1/3 innings. Of his six victories, Mitchell throws one no-hitter, two one-hitters, two two-hitters, and one six-hitter.

1918

April 5-6 Maroon hurlers R.H. Pepper and J.T. Peatross shut down Mississippi College by tossing back-to-back no-hitters. Pepper opens the two-game series by allowing the Choctaws only four walks in a 5-0 A&M win. But his shining accomplishment is overshadowed the following day as Peatross pitches only the second perfect game in MSU history, downing Mississippi College 1-0.

1920

April 5 Legendary Dudy Noble Field namesake Clarke Randolph "Dudy" Noble coaches his first game at his alma mater, a 5-3 loss to the University of Illinois. Noble will go on to coach at MSU for 26 years, during which time he compiles a 267-201-9 record and wins three Southern Conference Championships.

1924

May 13 Two baseball rarities occur in the same game during a campus contest against Mississippi. Not only does A&M retire the Rebels on three straight pitches in one inning, but shortstop C.S. "Buddy" Myer gives the Maroons a much-needed boost by cranking out a grand slam to lead his team to a 6-4 victory. Myer's shot is believed to be the first grand slam in the history of MSU. Myer would go on to play 17 years in the major leagues with Washington and Boston, hitting for a career average of .303.

1947

April 18 LSU outfielder Joe Bill Adcock launches a shot an estimated 500 feet into the MSU swimming pool at "old" Dudy Noble Field. Adcock would play only one season at LSU before playing 16 years in the major leagues, but his tremendous blow is still talked about by long-time Bulldog baseball fans.

1948

May 13 R.P. "Doc" Patty guides the Bulldogs to their first Southeastern Conference Championship in his initial season as head coach. MSU defeats Auburn in the championship playoff, three games to none, thanks to the efforts of All-SEC outfielder Johnny Grace, who led the Bulldogs with a .375 batting average.

1949

June Mississippi State College wins its second consecutive SEC Championship by downing Kentucky three games to one in the title series. All-conference infielder Alex Grammas and brother Pete Grammas were crowd favorites in helping lead the Bulldogs to a 19-6 record. Alex Grammas would go on to play 10 seasons in the National League and later coach for the Detroit Tigers.

1965

May 9 Outfielder Del Unser belts three round-trippers and picks up a double to set a single-game team record for total bases with 14. Unser spreads his blasts around, sending a shot to all three fields as the Bulldogs fall to Mississippi, 10-7. The power outburst gives Unser seven homers, all coming in the last six regular-season games.

May 22 Behind conference hits-leader Mike Burns, the Bulldogs top Auburn in the SEC Championship Series, winning two games out of three. After falling to the Tigers in the series opener, MSU battles back with the strong pitching of Ken Tatum, who leads the Bulldogs to 10-1 and 10-2 victories to claim the conference crown. The title marked the first of four won under the guidance of coaching-great Paul Gregory.

1966

April 2 Pitcher James Carroll hurls 14 innings of four-hit baseball as he out-duels Alabama's Kenny Stabler, 2-1. All-America outfielder Del Unser scores the winning run with two out in the bottom of the 14th.

May 14 Right-hander Ken Tatum starts on only two days rest and shuts down the Tennessee Volunteers 9-3, giving the Bulldogs their second consecutive SEC Championship. The game marked MSU's final appearance at Redbird Park in Columbus, which for two seasons served as the home for of MSU Baseball while their "new" Dudy Noble Field was being built.



1970

May 5 Sophomore left-hander Gene Henderson stymies Arkansas in the nightcap with a no-hit performance that gives the Bulldogs, ranked fifth nationally, a doubleheader sweep over the Razorbacks, 6-0 and 1-0. Henderson, along with conference ERA-leader Dennis Hall (0.63) and wins-leader Brantley Jones (9-0), carries MSU to its fifth SEC title. State drops the first game of the best-of-three championship series against Tennessee but rebounds to claim the final two contests 4-3 and 1-0 at Dudy Noble Field.

1971

May 14 All-America third baseman Phil Still and All-SEC pitcher Mike Proffitt help lead the Bulldogs to 5-1 and 3-1 victories over Vanderbilt for their second consecutive SEC Championship on the way to a 32-12 record and the school's first-ever appearance in the NCAA College World Series. After defeating the Commodores in two straight games for the league title, MSU then downs Georgia Tech 5-2 in the NCAA District III championship game in Gastonia, N.C., to become the fifth team from the SEC to advance to CWS competition.

1972

April 14 Dudy Noble Field hosts its first night game thanks to a new lighting system. MSU alumnus E.B. "Dutch" McCool, a former teammate of coach Paul Gregory, donates the lights to his alma mater, allowing the Bulldogs to play games at night when it is more convenient for fans to attend. McCool was one of the original founders of Holiday Inn.

1976

March 8 New Mississippi State head coach Ron Polk wins his first game as the Bulldog skipper, 4-0 over Louisiana Tech. MSU finishes the season 28-17, which begins a streak of 32 consecutive winning seasons for Mississippi State.

1977

March 19 Junior outfielder Nat Showalter begins the season with a modest six-game hitting streak in which he hits .700 (14-for-20) on his way to posting the MSU single-season record for batting average. Showalter, the current manager of the Baltimore Orioles and former skipper of the New York Yankees, Arizona Diamondbacks and Texas Rangers, hits an SEC-leading .459 as he garners numerous all-America honors.

1979

May 14 Down 11-9 with one out in the bottom of the eighth, designated hitter Rick Dixon launches a slider nearly 400 feet over the left-center field fence for a three-run homer in the SEC Championship final. The win gives fourth-year head coach Ron Polk his first conference title in the first SEC Tournament held at Dudy Noble Field.

May 27 After falling to nationally-ranked New Orleans in the opening game, the Bulldogs successfully sweep through the loser's bracket to claim the NCAA South Regional Championship. An 8-6 win over Murray State in the championship game of the first NCAA regional at Dudy Noble Field lifted MSU to its second appearance all-time in the prestigious NCAA College World Series.

1981

March 15 Junior first baseman Bruce Castoria sets a school record and ties the conference mark by driving in 10 runs against UNLV in Las Vegas. Castoria, who would set another school record by cranking four grand slams on the year, hits his second of the season against the Runnin' Rebels, along with a three-run shot, an RBI single and two walks with the bases loaded to account for his 10 RBI.

May 24 State jumps out to an early six-run lead and holds off a late rally by East Tennessee State to win the NCAA Atlantic Regional Championship at Clemson, S.C., 6-5. The Bulldogs would go on to finish fifth nationally at the NCAA College World Series.

1983

February 25 Freshman Rafael Palmeiro slaps the first pitch he sees as a collegian over the right field fence for a three-run homer during the season-opener against Mississippi College. Palmeiro, who would later pile up 3,020 hits and 569 home runs in a remarkable 20-year pro career, proceeds to hit safely in his first 20 games en route to a team-high and SEC-best .406 batting average.

April 2 Future major league slugger Will Clark hits his first collegiate home run, an eighth-inning grand slam to straight-away center field, to help lead MSU to a 27-10 pounding over rival Mississippi. The following day, Clark comes in late as a pinch runner and scores the winning run in a 7-6 come-from-behind victory over the Rebels.

1985

May 12 Behind strong pitching and excellent defense, the Bulldogs overpower the field in three games to win the SEC Tournament at LSU's Alex Box Stadium, clinching the title with an 8-3 win over Georgia.

May 27 MSU tops Michigan 19-8 in the championship game of the NCAA South I Regional to earn its third trip to the NCAA College World Series under Ron Polk. Right fielder/relief pitcher Bobby Thigpen, who a year before hit a grand slam in his first career at-bat at Dudy Noble Field, shines in his home finale by cranking another bases-loaded blast. MVP Jeff Brantley is among seven Bulldogs named to the 11-player all-tournament team.



HISTORY OF BULLDOG BASEBALL

1985 (CONTINUED)

October 23 The United States Baseball Federation names Mississippi State All-American Will Clark the recipient of the Golden Spikes Award, amateur baseball's most prestigious honor. Clark had been the second player taken overall during baseball's June draft by the San Francisco Giants. Clark still ranks as MSU's all-time career leader in batting average (.391).

1987

March 1 The "new" Dudy Noble Field re-opens its gates to 4,040 fans who brave the chilly weather and experience what is considered by many to be the nicest baseball stadium in all of college baseball. The \$3.5 million showcase consists of 3,700 chairback seats, two 1,500-seat bleachers down each line, and the spacious Joe Phillips Press Box. MSU doesn't disappoint the home crowd, downing Birmingham-Southern 4-1.

May 14 Freshman center fielder Jody Hurst blasts two homers and Mississippi State scores four runs in the bottom of the ninth to lead the sixth-seeded Bulldogs over top-seeded Georgia, 6-5, in the opening-round of the SEC Tournament in Athens, Ga. MSU swept three games from Alabama in the final regular season series to qualify for the tournament and won four straight SEC Tournament games to claim the championship and earn a spot in an NCAA Regional.

1988

April 16 Mississippi State shatters its own NCAA on-campus attendance record (10,619) as 14,378 Bulldog faithful jam Dudy Noble Field for MSU's doubleheader split with LSU. The following evening, State plays its fifth regular-season game ever on ESPN, besting the Tigers 1-0 on the strength of outfielder John Cohen's fifth-inning solo shot to center field.

1989

April 22 Mississippi State once again sets the NCAA on-campus attendance record when a crowd of 14,991 witness the Bulldogs' doubleheader sweep of Florida. Junior second baseman Burke Masters caps the evening off in fine fashion by drilling a solo shot into the famous Outfield Terrace during the Bulldogs' final at-bat to lift MSU over the Gators, 5-4.

April 30 Coach Ron Polk's Bulldogs claim their third SEC Championship in five years and the 10th in school history by winning a 28-16 slugfest at Kentucky, setting the single-game team record for most hits (30) and tying the record for most home runs (6). Junior outfielder Tracy Echols ties an SEC record by recording six hits in the contest.

May 25-28 Dudy Noble Field hosts its fifth NCAA regional in six years. The 1989 South Regional draws an NCAA-record 56,906 fans during the 11-game event, an average of 5,173 per game.

1990

May 28 Jon Shave drives in Tommy Raffo with two out in the top of the eighth to cap a three-run MSU rally and give State a 4-3 win over Florida State in the championship game of the NCAA South II Regional in Starkville. With the win, MSU earns its fifth trip to the College World Series in Omaha, Neb. Five Bulldogs were named to the all-tournament team, including MVP Burke Masters, whose dramatic ninth-inning grand slam against Florida State had earlier provided MSU with an 11-8 victory.

May 21 Left-hander B.J. Wallace strikes out 19 Nicholls State batters in 10 innings of work at the NCAA Mideast Regional in Starkville, setting a new MSU single-season record with 145 strikeouts. His mark breaks the old record of 136 set by Jeff Brantley in 1985. A month later Montreal made Wallace the No. 3 pick in pro baseball's June draft.

1993

May 8 State plays its 1,000th Southeastern Conference game, defeating in-state rival Mississippi 10-2 in the first game of a doubleheader at Oxford.

1994

October Mississippi State's 10-man recruiting class is ranked the nation's best by Collegiate Baseball magazine, the highest national ranking for a class of MSU baseball newcomers.

1995

January 7 Mississippi State head coach Ron Polk is inducted into the American Baseball Coaches Association Hall of Fame. Polk joins 160 other all-time amateur baseball coaching greats enshrined in the ABCA Hall of Fame, coach C.R. "Dudy" Noble, inducted in 1967, and Paul Gregory, who joined the group in 1977.

1996

May 23-25 State returns to the NCAA postseason playoffs after a two-year absence, traveling to Palo Alto, Calif., to compete in the NCAA West Regional. Sophomore ace lefty Eric DuBose, who fanned 174 batters in 1996 to establish an MSU single-season strikeout record, went the distance in MSU's 6-2 win over California-Santa Barbara.

1997

February 27 With MSU's 11-4 win over Delta State at Dudy Noble Field, coach Ron Polk becomes the 16th college coach to reach 1,000 career wins.

1997 (CONTINUED)

- April 19 In ceremonies prior to the Mississippi State-Alabama game, MSU's baseball facility is renamed Dudy Noble Field, Polk-DeMent Stadium in honor of coach Ron Polk and a longtime MSU baseball fan from Indianola, Miss., the late Gordon DeMent. In the game, MSU downs the eventual NCAA runners-up in an 11-10 thriller.
- June 5 After hosting and winning the NCAA Mideast Regional and finishing tied for fifth at the College World Series in Omaha, Neb., MSU announces the retirement of head baseball coach Ron Polk and introduces Pat McMahon as the school's 14th head baseball coach. Polk, remaining on staff with the MSU administration in fund raising, announced August 18 the beginning of a drive to expand seating by more than 1,000 at the MSU stadium, including the addition of 18 sky suites.

1998

- February 17 Mississippi State launches the coaching era of Pat McMahon at Dudy Noble Field, Polk-DeMent Stadium with the Diamond Dawgs' season opener against South Alabama. The Jaguars, who eventually advanced to the finals of the 1998 NCAA East Regionals, emerge with a closely-contested 14-13 win in a 12-inning marathon that lasted four hours and 30 minutes. It is the earliest home opener in the first 108 seasons of MSU Baseball.
- May 24 The Bulldogs complete a remarkable late-season surge, downing host Texas A&M 11-5 in the title game of the NCAA Central Regional at College Station, Texas, to earn the school's first repeat appearance in the NCAA College World Series. State claims one-run wins over Washington, Rice and Texas A&M to reach the regional finals. Earlier, State won eight of its last 11 SEC games, qualifying for the SEC Tournament on the final weekend of the season and earning an at-large berth in the NCAA Regionals. In the summer, construction gets underway on the sky suites/stadium expansion project at Dudy Noble Field, Polk-DeMent Stadium.

2000

- May 28 Ty Martin launches a dramatic solo home run in the bottom of the ninth to give MSU a 10-9 win over Notre Dame in the championship game of NCAA Starkville Regional. The tournament attendance (47,365) sets an NCAA four-team regional record while the seven-game average (6,766) was the largest for an NCAA regional. Earlier MSU set a school record by selling 4,555 season tickets at expanded Dudy Noble Field, Polk-DeMent Stadium.

2001

- March 13 MSU stages a two-run rally with two outs in the ninth to post a 6-5 win at New Orleans and become the 18th NCAA baseball program to reach the 2,000-win milestone. For the second consecutive year MSU fans break the school season ticket sales record by purchasing 4,585 season tickets.
- May 20 Freshman Paul Maholm and sophomore Chris Young limit defending NCAA champ LSU to one run as the Bulldogs top the Tigers 4-1 in the championship game of the 2001 SEC Baseball Tournament in Hoover, Ala. It is the second tourney win in relief for Young, who earns tournament MVP honors.
- June 19 Ron Polk, the winningest coach in SEC history, is named head baseball coach at Mississippi State, replacing four-year MSU skipper Pat McMahon, who resigned to become head baseball at Florida. In 2001 Polk capped a two-year term at Georgia and became the second coach in NCAA history to guide teams at three different schools to the College World Series when he directed UGA to an SEC title and a trip to Omaha.

2005

- May 29 Mississippi State defeats instate rival Mississippi 4-1 to complete a four-game tourney sweep and capture the 2005 SEC Baseball Tournament at the Hoover Met. It is MSU's sixth SEC Tournament championship and vaults State on to its ninth NCAA regional tournament in the past 10 seasons.

2007

- June 8-9 After winning the NCAA Tallahassee Regional in three games, Mississippi State hosted its first NCAA Super Regional June 8-9, knocking off Clemson 8-6 and 8-5 to earn the school's eighth berth in the NCAA College World Series. An NCAA Super Regional-record 26,335 jammed Dudy Noble Field for the two 11:30 a.m. games televised nationally on ESPN. With a single in MSU's regional-clinching 9-4 win at Florida State, senior second baseman/outfielder Jeffrey Rea breaks the MSU record for career hits, and with four hits at the College World Series, Rea concludes his career with 335 hits.
- June 27 In Wichita, Kans., junior catcher Edward Easley is named the recipient of the Johnny Bench Award as college baseball's best catcher. A supplemental first-round draft pick of the Arizona Diamondbacks, Easley earlier claimed college baseball's top honor in Mississippi, the Cellular South Ferriss Trophy.

2008

- March 27 Head coach Ron Polk announces that the 2008 season, his 29th at Mississippi State and his 35th in collegiate baseball, would be his final season as head coach of the Baseball Bulldogs. The Bulldogs ended the year with a 23-33 mark, the only sub-.500 season of his coaching career, and Polk concluded his career with 1,373 wins, seventh most in NCAA baseball history.



HISTORY OF BULLDOG BASEBALL

2008 (CONTINUED)

June 7 Former State standout John Cohen is introduced by Director of Athletics Greg Byrne as MSU's 16th head baseball coach. Cohen, with previous coaching stints at Missouri, Northwestern State, Florida and Kentucky, was an All-SEC outfielder at State, helping the Bulldogs set the school-record for wins (54) en route to the 1989 SEC baseball championship.

2009

July 3 Former MSU coach Ron Polk and MSU and MLB great Rafael Palmeiro are among 10 inductees in the fourth class of the College Baseball Hall of Fame in Lubbock, Texas. They join a third player with MSU ties enshrined in the hall of fame, former State great Will Clark, a member of the inaugural hall of fame induction class in 2006.

2010

June 18 Former MSU and MLB great Will Clark leads the national fan balloting for the College World Series Legends Team, honoring the sport's all-time greats that competed in the 60 College World Series held at old Rosenblatt Stadium.

2011

June 12 Nick Vickerson swats a dramatic two-run walk-off home run against No. 1 national seed Florida to send the Bulldogs to the title game of the NCAA Gainesville Super Regional. State, which earlier won the NCAA Atlanta Regional with a 3-0 mark, builds a 6-4 seventh-inning lead in the title game before bowing to the eventual national finalists. MSU's advancement to NCAA postseason play marks the 31 time in program history first since 2007.

2012

May 27 Ace starting pitcher Chris Stratton picks up his first career save to close out a 3-0 shutout of Vanderbilt as State claims its seventh SEC Tourney crown and the school's 32nd NCAA postseason advancement. Shortstop Adam Frazier goes 12-for-23 (.522) in the six-game stretch to earn MVP honors and joins Jonathan Holder and Demarcus Henderson on the all-tournament team. Stratton, the winner of the C-Spire Ferriss Trophy, later becomes the 11th MSU player taken in the first round of the MLB draft.

2013

Feb. 16 Demarcus Henderson delivers a clutch RBI single in the sixth inning and All-American closer Jonathan Holder tosses 1.2 innings of shutout relief as Mississippi State defeats Portland, 2-1, for MSU's 1,000th win at the current site of Dudy Noble Field, MSU's on-campus baseball home since 1967.

May 16 A total of 9,341 fans attend MSU's game vs. No. 2 LSU at Dudy Noble, pushing the "Carnegie Hall of College Baseball" past the five million attendance mark.

June 9 The Bulldogs hold on for a dramatic 6-5 win in game two of the NCAA Charlottesville Super Regional, clinching its ninth trip to Omaha. With the win, MSU becomes the fifth program in NCAA history and the only SEC team ever to make it to the NCAA College World Series in five-straight decades.

June 25 The Maroon and White play in the NCAA College World Series Championship Series for the first time ever as Omaha turns into "Dudy Noble North. John Cohen's ballclub battles UCLA in front of the largest single-game crowd in the history of TD Ameritrade Park (27,127) and the seventh-highest attended game in CWS history. The Bulldogs fall short against the Bruins in two games, but finish 2013 51-20 for the best finish in school history (NCAA Finalist).

YEAR-BY-YEAR RESULTS



1885	3-0
Head Coach: None	
Opponent	Score W/L
at Durant	7-0 W
at Columbus	10-5 W
BROOKVILLE	32-7 W

1886	1-0
Head Coach: None	
Opponent	Score W/L
WEST POINT	10-7 W
at Columbus	17-5 W

1887	2-0
Head Coach: None	
Opponent	Score W/L
WEST POINT	35-22 W
BROOKVILLE	11-9 W

1888	5-1
Head Coach: None	
Opponent	Score W/L
BROOKVILLE	11-4 W
BROOKVILLE	9-2 W
WEST POINT	8-1 W
WEST POINT	14-9 W
WEST POINT	16-4 W
at Kosciusko	0-14 L

1889	3-0
Head Coach: None	
Opponent	Score W/L
WEST POINT	9-1 W
at Columbus	11-9 W
BROOKVILLE	14-8 W

1890	4-0
Head Coach: None	
Opponent	Score W/L
at West Point	9-8 W
COLUMBUS	10-4 W
* vs. Columbus	10-2 W
BROOKVILLE	13-9 W
* Played in Booneville, Miss.	

1891	3-0
Head Coach: None	
Opponent	Score W/L
BROOKVILLE	12-11 W
at West Point	9-7 W
COLUMBUS	17-2 W

1892	2-0
Head Coach: None	
Opponent	Score W/L
at Columbus	7-5 W
COLUMBUS	16-4 W

1893	2-0-2
Head Coach: None	
Opponent	Score W/L
OLE MISS	6-3 W
at Columbus	7-2 W
at Ole Miss	1-1 T
CANTON	5-5 T

1894	(NO TEAM)
-------------	------------------

1895	1-0-1
Head Coach: None	
Opponent	Score W/L
at Ole Miss	5-5 (11) T
Y&MV RR	13-8 W

1896	0-2
Head Coach: None	
Opponent	Score W/L
at Alabama	3-9 L
at Alabama	2-11 L

1897	2-1
Head Coach: None	
Opponent	Score W/L
ST. THOMAS HALL	12-7 W
* vs. Ole Miss	5-2 W
^ at Ole Miss	0-9 L
* Played in Columbus, Miss.	
^ Forfeited	

1898 (NO TEAM)	
-----------------------	--

1899	1-1
Head Coach: None	
Opponent	Score W/L
JEFFERSON MILITARY ACAD.	7-2 W
JEFFERSON MILITARY ACAD.	4-11 L

1900	(NO TEAM)
-------------	------------------

1901	(NO TEAM)
-------------	------------------

1902	5-1
Head Coach: S.W. Scales	
Opponent	Score W/L
at Columbus Greys	12-2 W
JEFFERSON COLLEGE	8-2 W
JEFFERSON COLLEGE	5-7 L
at Jackson	10-5 W
at Mississippi College	7-2 W
at Mississippi College	10-4 W

1903	5-1
Head Coach: S.W. Scales	
Opponent	Score W/L
STARKVILLE	9-11 L
at Jackson	6-2 W
at Jackson	5-4 W
at Mississippi College	5-7 L
at Mississippi College	7-2 W
at Chamberlain-Hunt Acad.	7-2 W
at Chamberlain-Hunt Acad.	3-2 (11) W
* at Jefferson College	7-6 W
* at Jefferson College	16-4 W
^ at S.P.U.	7-6 W
^ at S.P.U.	5-11 L
STARKVILLE	12-3 W

* Played in Natchez, Miss.	
^ Played in Meridian, Miss.	

1904	6-5 (4-5 SIAA)
-------------	-----------------------

Head Coach: S.W. Scales	
Opponent	Score W/L
at Alabama	3-6 L
at Alabama	3-8 L
at Alabama	2-5 L
TULANE	12-0 W
TULANE	9-6 W
* vs. Tulane	3-5 L

NASHVILLE	3-2 W
NASHVILLE	7-3 W
* vs. Ole Miss	11-10 W
* vs. Ole Miss	4-7 L
* vs. Ole Miss	4-3 W
* Played in Columbus, Miss.	

1905	11-5 (4-2 SIAA)
-------------	------------------------

Head Coach: S.A. Jehl	
Opponent	Score W/L
at Southwestern Baptist	9-1 W
at Southwestern Baptist	3-5 L
at Southwestern Baptist	7-0 W
TULANE	11-4 W
TULANE	4-0 W
TULANE	1-3 L
* SOUTHERN	10-2 W
* SOUTHERN	8-0 W
at La. Industrial Institute	5-0 W
at La. Industrial Institute	7-1 W
at La. Industrial Institute	6-2 W
at Mississippi College	4-11 L
at Mississippi College	1-0 W
at Ole Miss	6-5 W
^ vs. Ole Miss	6-7 L
^ vs. Ole Miss	7-8 L
* Played in Greensboro, Ala.	
^ Played in Kosciusko, Miss.	

1906	9-8-1 (3-2-1 SIAA)
-------------	---------------------------

Head Coach: Bert Noblett	
Opponent	Score W/L
at Meridian (Cotton States)	1-4 L
at Meridian (Cotton States)	2-4 L
at Meridian (Cotton States)	2-7 L
JEFFERSON MILITARY ACAD.	12-0 W
JEFFERSON MILITARY ACAD.	1-0 W
* SOUTHERN	1-9 L
* SOUTHERN	4-3 W
* SOUTHERN	4-0 W
at Alabama	0-1 L
at Alabama	5-4 W
at Alabama	1-1 T
CHAMBERLAIN-HUNT ACAD.	2-0 W
at Ole Miss	7-11 L
at Ole Miss	9-5 W
^ vs. Ole Miss	5-4 W
OUACHITA COLLEGE	3-0 W
OUACHITA COLLEGE	2-8 L
OUACHITA COLLEGE	1-3 L
* Played in Greensboro, Ala.	
^ Played in Kosciusko, Miss.	

1907	8-6 (1-5 SIAA)
-------------	-----------------------

Head Coach: F.P. Plass	
Opponent	Score W/L
JEFFERSON MILITARY ACAD.	2-0 W
JEFFERSON MILITARY ACAD.	4-0 W
JEFFERSON MILITARY ACAD.	1-0 W
LSU	0-1 L
LSU	5-9 L
LSU	4-3 W
MISSISSIPPI COLLEGE	5-2 W
MISSISSIPPI COLLEGE	2-0 W
MISSISSIPPI COLLEGE	4-1 W
TEXAS A&M	3-0 W
TEXAS A&M	1-10 L
OLE MISS	0-4 L
OLE MISS	0-3 L
OLE MISS	7-8 L



YEAR-BY-YEAR RESULTS

1908 19-13-2 (4-7 SIAA)

Head Coach: F.P. Plass

Opponent	Score	W/L
at Columbus	12-2	W
at Columbus	4-0	W
COLUMBUS	9-2	W
COLUMBUS	6-1	W
COLUMBUS	2-4	L
* at Southern	6-5	W
* at Southern	0-0	T
* at Southern	4-5	L
at Auburn	4-5	L
at Auburn	4-6	L
at Auburn	4-6	L
at Mercer	1-2	L
at Mercer	4-6	L
at Mercer	0-7	L
at Marion Military Institute	3-4	L
at Marion Military Institute	1-5	L
at Marion Military Institute	0-0 (11)	T
MISSISSIPPI COLLEGE	1-0	W
MISSISSIPPI COLLEGE	8-1	W
MISSISSIPPI COLLEGE	5-0	W
DRURY COLLEGE	5-3	W
DRURY COLLEGE	8-0	W
DRURY COLLEGE	7-2	W
OUACHITA COLLEGE	0-7	L
OUACHITA COLLEGE	12-1	W
OUACHITA COLLEGE	2-0	W
SOUTHERN PRESBYTERIAN	5-1	W
SOUTHERN PRESBYTERIAN	0-1	L
SOUTHERN PRESBYTERIAN	2-0	W
at Ole Miss	2-3	L
at Ole Miss	3-0	W
LSU	2-1	W
LSU	7-4	W
LSU	3-0	W

* Played in Greensboro, Ala.

1909 22-4 (10-2 SIAA)

Head Coach: Dolly Stark

Opponent	Score	W/L
JEFFERSON MILITARY ACAD.	6-9	L
JEFFERSON MILITARY ACAD.	14-1	W
JEFFERSON MILITARY ACAD.	4-1	W
at Mississippi College	6-2	W
at Mississippi College	6-3	W
at Mississippi College	2-8	L
at LSU	0-3	L
at LSU	4-1	W
at LSU	1-0	W
HOWARD COLLEGE	9-1	W
HOWARD COLLEGE	5-0	W
HOWARD COLLEGE	7-1	W
at Southern Presbyterian	3-0	W
at Southern Presbyterian	11-2	W
at Southern Presbyterian	4-0	W
at Cumberland	0-1	L
at Cumberland	3-1	W
at Cumberland	2-1	W
* vs. Nashville	3-2	W
* vs. Nashville	6-0	W
CUMBERLAND	2-0	W
CUMBERLAND	5-0	W
CUMBERLAND	4-0	W
OLE MISS	3-0	W
OLE MISS	11-4	W
OLE MISS	1-0	W

* Played in Columbus, Miss.

1910 16-11 (2-5 SIAA)

Head Coach: W.D. Chadwick

Opponent	Score	W/L
BIRMINGHAM SOUTHERN	1-4	L
BIRMINGHAM SOUTHERN	7-2	W
BIRMINGHAM SOUTHERN	5-1	W
MARION MILITARY INSTITUTE	5-0	W
MARION MILITARY INSTITUTE	7-2	W
MARION MILITARY INSTITUTE	8-1	W
at Birmingham Southern	7-3	W
at Birmingham Southern	5-3	W
at Birmingham Southern	1-3	L
* at Southern	14-0	W
* at Southern	7-0	W
* at Southern	1-2	L
TULANE	4-1	W
SOUTHERN PRESBYTERIAN	0-1	L
SOUTHERN PRESBYTERIAN	0-1	L
SOUTHERN PRESBYTERIAN	2-1	W
MERIDIAN (Cotton States)	2-0	W
MERIDIAN (Cotton States)	3-4	L
at Cumberland	4-5	L
at Cumberland	6-5	W
at Cumberland	5-7	L
at Southern Presbyterian	8-0	W
at Southern Presbyterian	17-1	W
at Southern Presbyterian	7-0	W
at Ole Miss	2-3	L
vs. Ole Miss	3-12	L
vs. Ole Miss	1-3	L

* Played in Greensboro, Ala.

^ Played in Greenville, Miss.

1911 16-7 (10-6 SIAA)

Head Coach: W.D. Chadwick

Opponent	Score	W/L
at Mississippi College	5-2	W
at Mississippi College	2-1	W
at Mississippi College	2-5	L
ALA. POLYTECHNIC INST.	3-5	L
ALA. POLYTECHNIC INST.	6-0	W
ALA. POLYTECHNIC INST.	1-2	L
at Tulane	5-4	W
at Millsaps College	2-1	W
at Alabama	1-6	L
at Alabama	3-4	L
at Alabama	4-1	W
MISSISSIPPI COLLEGE	6-2	W
MISSISSIPPI COLLEGE	5-0	W
MISSISSIPPI COLLEGE	4-3	W
LSU	1-0	W
LSU	1-2	L
LSU	5-1	W
CUMBERLAND	2-0	W
CUMBERLAND	3-1	W
CUMBERLAND	3-2	W
OLE MISS	0-3	L
OLE MISS	7-2	W
OLE MISS	3-2	W

1912 14-8-1 (7-7 SIAA)

Head Coach: W.D. Chadwick

Opponent	Score	W/L
at Millsaps College	21-5	W
at Millsaps College	5-0	W
at Jackson (Cotton States)	2-0	W
ALABAMA	2-1	W
ALABAMA	0-4	L
ALABAMA	4-5	L
at Auburn	4-6	L

at Auburn	9-10	L
at Auburn	1-2	L
at Mercer	3-4	L
at Mercer	0-0	T
at Mercer	3-2	W
LSU	6-5	W
LSU	5-3	W
LSU	2-0	W
MISSISSIPPI COLLEGE	6-2	W
MISSISSIPPI COLLEGE	4-8	L
SOUTHERN PRESBYTERIAN	3-1	W
SOUTHERN PRESBYTERIAN	9-2	W
SOUTHERN PRESBYTERIAN	4-0	W
at Ole Miss	5-4	W
at Ole Miss	5-6	L
* vs. Ole Miss	6-1	W

* Played in Meridian, Miss.

1913 16-9-3 (8-6-1 SIAA)

Head Coach: W.D. Chadwick

Opponent	Score	W/L
ILLINOIS	5-6	L
ILLINOIS	7-7	T
COLUMBUS (Cotton States)	7-3	W
MERIDIAN (Cotton States)	2-4	L
MARION MILITARY INSTITUTE	7-1	W
MARION MILITARY INSTITUTE	2-1	W
TULANE	6-2	W
TULANE	9-1	W
at Alabama	4-5	L
at Alabama	1-2	L
MILLSAPS COLLEGE	9-4	W
MILLSAPS COLLEGE	4-8	L
MILLSAPS COLLEGE	10-1	W
MILLSAPS COLLEGE	9-2	W
at LSU	10-2	W
at LSU	7-4	W
at LSU	11-7	W
at Tulane	6-7 (10)	L
at Tulane	5-1	W
ALABAMA	3-4 (10)	L
ALABAMA	6-6	T
ALABAMA	3-8	L
MISSISSIPPI COLLEGE	3-9 (10)	L
MISSISSIPPI COLLEGE	3-8	L
MISSISSIPPI COLLEGE	3-1	W
VANDERBILT	10-11	L
VANDERBILT	8-2	W
VANDERBILT	3-2	W

1914 11-9-2 (5-6-1 SIAA)

Head Coach: W.D. Chadwick

Opponent	Score	W/L
MARION MILITARY INSTITUTE	6-5	W
MILLSAPS COLLEGE	6-5	W
MILLSAPS COLLEGE	5-3	W
MISSISSIPPI COLLEGE	10-3	W
MISSISSIPPI COLLEGE	1-2	L
OUACHITA COLLEGE	5-1	W
OUACHITA COLLEGE	1-3	L
MERCER	5-2	W
MERCER	6-7	L
at Millsaps College	5-0	W
at Mississippi College	5-5	T
at Mississippi College	6-7	L
GEORGIA TECH	9-1	W
OLE MISS	4-3	W
OLE MISS	0-4	L
* vs. Ole Miss	2-6	L
^ vs. Ole Miss	3-4	L

YEAR-BY-YEAR RESULTS



# vs. Alabama	10-9	W
# vs. Alabama	4-2	W
VANDERBILT	4-8	L
VANDERBILT	3-9	L
VANDERBILT	3-3	T

* Played in Columbus, Miss.

^ Played in Jackson, Miss.

Played in Meridian, Miss.

1915 12-3-2 (8-6-2 SIAA)

Head Coach: W.D. Chadwick

Opponent	Score	W/L
HOWARD COLLEGE	7-5	W
HOWARD COLLEGE	4-7 (4)	L
HOWARD COLLEGE	9-5 (5)	W
* vs. Vanderbilt	2-2 (10)	T
ILLINOIS	2-12	L
ILLINOIS	4-9	L
MISSISSIPPI COLLEGE	4-3	W
MISSISSIPPI COLLEGE	3-1	W
at Mercer	4-5	L
at Mercer	7-5	W
at Georgia Tech	6-8	L
at Georgia Tech	7-5	W
at Georgia	0-3	L
at Georgia	0-4	L
LSU	3-2	W
LSU	4-1	W
SEWANEE	3-1	W
SEWANEE	4-0	W
* vs. Alabama	1-7	L
* vs. Alabama	1-2	L
* vs. Auburn	3-0	W
* vs. Auburn	4-3	W
* vs. Auburn	1-1	T

* Played in Columbus, Miss.

1916 11-7 (6-6 SIAA)

Head Coach: W.D. Chadwick

Opponent	Score	W/L
HOWARD COLLEGE	8-1	W
HOWARD COLLEGE	9-5	W
ILLINOIS	3-1	W
ILLINOIS	3-6	L
vs. Mississippi College	1-0	W
vs. Mississippi College	12-2	W
GEORGIA	9-0	W
GEORGIA	7-13	L
at Ole Miss	5-8	L
at Ole Miss	3-1	W
at Auburn	2-5	L
at Auburn	1-3	L
at Auburn	4-5	L
OLE MISS	4-3	W
OLE MISS	7-6 (10)	W
* vs. Sewanee	6-7 (10)	L
* vs. Sewanee	8-7	W
* vs. Sewanee	5-2	W

* Played in Columbus, Miss.

1917 14-3-2 (9-1-2 SIAA)

Head Coach: W.D. Chadwick

Opponent	Score	W/L
HOWARD COLLEGE	6-0	W
HOWARD COLLEGE	4-7	L
HOWARD COLLEGE	8-0	W
ILLINOIS	1-5	L
ILLINOIS	4-3	W
at Alabama	2-9	L
at Alabama	11-9	W

LSU	0-0 (12)	T
LSU	5-2	W
SEWANEE	1-0 (10)	W
SEWANEE	14-2	W
MISSISSIPPI COLLEGE	8-1	W
MISSISSIPPI COLLEGE	3-1	W
OLE MISS	2-0	W
* vs. Ole Miss	5-4	W
* vs. Ole Miss	0-0 (14)	T
at Ole Miss	12-3	W
TENNESSEE	8-2	W
TENNESSEE	7-4	W

* Played in Tupelo, Miss.

1918 10-8 (4-7-0 SIAA)

Head Coach: W.D. Chadwick

Opponent	Score	W/L
ILLINOIS	4-6	L
ILLINOIS	1-0	W
MISSISSIPPI COLLEGE	5-0	W
MISSISSIPPI COLLEGE	1-0	W
at LSU	2-1	W
at LSU	5-11	L
at Mississippi College	9-1	W
at Mississippi College	4-0	W
LSU	0-1	L
LSU	0-1	L
SEWANEE	11-1	W
SEWANEE	14-0	W
ALABAMA	2-3	L
ALABAMA	2-1 (11)	W
OLE MISS	0-2	L
vs. Ole Miss	7-3	W
vs. Ole Miss	1-4	L
at Ole Miss	0-7	L

* Played in Columbus, Miss.

^ Played in West Point, Miss.

1919 11-7 (6-4 SIAA)

Head Coach: S.L. Robinson

Opponent	Score	W/L
HOWARD COLLEGE	4-3	W
HOWARD COLLEGE	7-4	W
MISSISSIPPI COLLEGE	8-0	W
MISSISSIPPI COLLEGE	11-1	W
VANDERBILT	8-2	W
VANDERBILT	10-8	W
at Mississippi College	2-3	L
at Mississippi College	10-0	W
at Ole Miss	4-2	W
at Ole Miss	3-4	L
at Howard College	5-0	W
at Howard College	13-18	L
at Alabama	3-6	L
at Alabama	4-14	L
GEORGIA TECH	2-6	L
GEORGIA TECH	2-1	W
OLE MISS	7-3	W
OLE MISS	5-3	W

1920 8-8 (6-6 SIAA)

Head Coach: C.R. "Dudy" Noble

Opponent	Score	W/L
ILLINOIS	3-5	L
ILLINOIS	2-3	L
MISSISSIPPI COLLEGE	6-3	W
MISSISSIPPI COLLEGE	1-0	W
* HOWARD COLLEGE	3-2	W
* HOWARD COLLEGE	1-2 (10)	L
* ALABAMA	4-1	W

* ALABAMA	2-3	L
* at Vanderbilt	4-2	W
* at Vanderbilt	6-3	W
* at Howard College	5-8	L
* at Howard College	2-7	L
* OLE MISS	3-0	W
* OLE MISS	3-0	W
* at Ole Miss	3-4	L
* at Ole Miss	4-5	L

1921 13-8 (6-6 SIAA)

Head Coach: C.R. "Dudy" Noble

Opponent	Score	W/L
ILLINOIS	7-1	W
ILLINOIS	1-7	L
BIRMINGHAM SOUTHERN	5-2	W
BIRMINGHAM SOUTHERN	6-0	W
at Mississippi College	1-5	L
at Mississippi College	1-5	L
at Millsaps College	9-0	W
* at LSU	1-0 (10)	W
* at LSU	6-0	W
* at Ole Miss	1-4 (7)	L
* at Ole Miss	7-2	W
* ALABAMA	5-1	W
* ALABAMA	1-0	W
* OLE MISS	3-6	L
* OLE MISS	3-2	W
OGLETHORPE COLLEGE	1-8	L
OGLETHORPE COLLEGE	2-1	W
* at Alabama	4-12	L
* at Alabama	6-5	W
MISSISSIPPI COLLEGE	1-6	L
MISSISSIPPI COLLEGE	6-5	W

1922 16-6-3 (7-1 SIAA)

Head Coach: C.R. "Dudy" Noble

Opponent	Score	W/L
at LSU	9-5	W
at LSU	5-6	L
at Spring Hill College	14-5	W
at Spring Hill College	0-7	L
ILLINOIS	6-6	T
ILLINOIS	3-9	L
WISCONSIN	6-6	T
WISCONSIN	6-1	W
at Tennessee	6-4	W
at Vanderbilt	6-3	W
at Vanderbilt	9-3	W
at Sewanee	6-0	W
at Sewanee	2-1	W
TEXAS	1-3	L
TEXAS	8-5	W
OGLETHORPE COLLEGE	2-0	W
OGLETHORPE COLLEGE	1-4	L
at Alabama	2-2 (7)	T
at Alabama	2-6	L
OLE MISS	4-0	W
OLE MISS	2-0	W
at Ole Miss	5-3	W
at Ole Miss	3-2	W
ALABAMA	4-0	W
ALABAMA	3-2	W



YEAR-BY-YEAR RESULTS

1923 14-9 (11-7 SoCon)

Head Coach: C.R. "Dudy" Noble

Opponent	Score	W/L
ILLINOIS	2-6	L
ILLINOIS	0-10	L
* vs. LSU	9-1	W
^ vs. LSU	2-1	W
at Millsaps College	6-2	W
WISCONSIN	8-1	W
WISCONSIN	9-2	W
TENNESSEE	0-3	L
TENNESSEE	8-4	W
GEORGIA	4-5	L
GEORGIA	2-1	W
FLORIDA	10-0	W
FLORIDA	9-0	W
at Ole Miss	8-1	W
at Ole Miss	9-5	W
ALABAMA	7-2	W
ALABAMA	3-7	L
at Vanderbilt	2-3	L
at Vanderbilt	0-20	L
at Alabama	6-4	W
at Alabama	2-5	L
OLE MISS	0-3	L
OLE MISS	3-1	W

* Played in Brookhaven, Miss.

^ Played in McComb, Miss.

1924 17-7 (12-3 SoCon)

Head Coach: C.R. "Dudy" Noble

Opponent	Score	W/L
at LSU	14-5	W
at Tulane	2-6	L
at Tulane	3-1	W
TENNESSEE	6-4	W
TENNESSEE	8-0	W
WISCONSIN	3-4	L
ILLINOIS	6-3	W
ILLINOIS	3-7	L
MICHIGAN	11-4	W
MICHIGAN	1-3	L
VANDERBILT	10-2	W
VANDERBILT	6-2	W
ALABAMA	3-5	W
at Alabama	8-6	W
at Alabama	6-1	W
* vs. Auburn	4-0	W
MISSISSIPPI COLLEGE	1-0	W
MISSISSIPPI COLLEGE	9-1	W
OLE MISS	3-2	W
OLE MISS	6-4	W
at Ole Miss	1-2	L
at Ole Miss	6-2	W
at Mississippi College	1-2	L
^ vs. Mississippi College	9-5	W

* Played in Montgomery, Ala.

^ Played in Jackson, Miss.

1925 19-7 (9-5 SoCon)

Head Coach: C.R. "Dudy" Noble

Opponent	Score	W/L
at Baylor	10-4	W
at Baylor	5-6	L
at Texas	8-4	W
at Texas	12-8	W
at Southern Methodist	5-1	W
at Southern Methodist	6-0	W
ILLINOIS	11-3	W
ILLINOIS	7-8	L

WISCONSIN	7-4	W
WISCONSIN	4-1	W
TULANE	11-4	W
TULANE	2-4	L
at Alabama	1-3	L
at Alabama	4-7	L
ALABAMA	4-11	L
ALABAMA	4-3	W
at Ole Miss	2-3	L
at Ole Miss	4-3	W
* vs. Ole Miss	3-1 (5)	W
OLE MISS	7-1	W
KENTUCKY	9-0	W
KENTUCKY	9-3	W
LSU	10-4	W
LSU	17-6	W
MISSISSIPPI COLLEGE	2-1	W
MISSISSIPPI COLLEGE	7-0	W

* Played in Greenwood, Miss.

1926 18-12 (10-8 SoCon)

Head Coach: C.R. "Dudy" Noble

Opponent	Score	W/L
at Spring Hill College	2-0	W
at Spring Hill College	6-3	W
at Tulane	5-3	W
at Tulane	14-4	W
at LSU	12-4	W
ILLINOIS	4-5	L
ILLINOIS	4-6	L
IOWA	13-4	W
IOWA	2-4	L
MISSISSIPPI COLLEGE	4-1	W
MISSISSIPPI COLLEGE	10-5	W
LSU	11-3	W
LSU	7-9	L
at Mississippi College	4-0	W
at Mississippi College	17-2	W
OLE MISS	2-0	W
OLE MISS	7-6	W
at Alabama	3-6	L
at Alabama	8-6	W
ALABAMA	1-3	L
ALABAMA	5-4	W
ALABAMA	10-4	W
at Ole Miss	6-7	L
at Ole Miss	0-1	L
at Vanderbilt	1-2	L
at Vanderbilt	7-6	W
at Kentucky	2-6	L
at Kentucky	4-12	L
at Illinois	4-5	L
at Illinois	14-7	W

1927 13-8-1 (9-7 SoCon)

Head Coach: C.R. "Dudy" Noble

Opponent	Score	W/L
at Mercer	4-1	W
at Mercer	7-1	W
at Florida	2-0	W
at Florida	5-2	W
at Florida	5-4	W
at Georgia Tech	10-3	W
at Georgia Tech	7-5	W
WISCONSIN	5-4	W
ILLINOIS	6-6	T
ILLINOIS	2-4	L
IOWA	1-0	W
TULANE	15-1	W
TULANE	10-2	W

at Ole Miss	7-0	W
at Ole Miss	2-6	L
ALABAMA	1-10	L
ALABAMA	3-11	L
at Alabama	2-4	L
OLE MISS	2-3	L
OLE MISS	4-9	L
VANDERBILT	4-5	L
VANDERBILT	2-1	W

1928 12-8 (7-6 SoCon)

Head Coach: C.R. "Dudy" Noble

Opponent	Score	W/L
JERSEY CITY (Int'l League)	4-3	W
MERIDIAN (Cotton States)	7-10	L
ILLINOIS	0-1	L
ILLINOIS	10-2	W
IOWA	8-5	W
WISCONSIN	13-2	W
WISCONSIN	4-1	W
FLORIDA	6-2	W
FLORIDA	5-4	W
at Tulane	12-4	W
at Tulane	2-0	W
at LSU	0-1	L
at LSU	12-0	W
OLE MISS	1-3	L
OLE MISS	5-6	L
ALABAMA	7-9	L
ALABAMA	4-6	L
at Alabama	12-13	L
at Alabama	2-0	W
at Ole Miss	6-5	W

1929 9-6-3 (3-5 SoCon)

Head Coach: C.R. "Dudy" Noble

Opponent	Score	W/L
ILLINOIS	4-4	T
ILLINOIS	5-5	T
at Meridian (Cotton States)	1-0	W
at Meridian (Cotton States)	2-4	L
at Millsaps College	19-0	W
at Millsaps College	9-6	W
at Mississippi College	11-3	W
at Mississippi College	10-4	W
TULANE	4-4	T
MISSISSIPPI COLLEGE	1-0	W
at Alabama	0-2	L
at Alabama	8-7	W
ALABAMA	4-1	W
ALABAMA	4-2	W
at Ole Miss	1-2	L
at Ole Miss	4-5	L
OLE MISS	7-11	L
OLE MISS	4-7	L

1930 12-12 (6-7 SoCon)

Head Coach: C.R. "Dudy" Noble

Opponent	Score	W/L
at LSU	2-3	L
at Mississippi College	2-6	L
at Mississippi College	2-3	L
MILLSAPS COLLEGE	11-2	W
MILLSAPS COLLEGE	14-3	W
LSU	8-4	W
LSU	8-4	W
ILLINOIS	0-9	L
ILLINOIS	1-7	L
ILLINOIS	1-9	L
WISCONSIN	5-1	W

YEAR-BY-YEAR RESULTS



WISCONSIN	3-2	W
at Tulane	3-2	W
at Tulane	6-5	W
OLE MISS	8-3	W
OLE MISS	2-5	L
MISSISSIPPI COLLEGE	4-3	W
MISSISSIPPI COLLEGE	8-6	W
at Alabama	3-4	L
at Alabama	0-3	L
ALABAMA	3-4 (12)	L
ALABAMA	6-4	W
at Ole Miss	1-3	L
at Ole Miss	5-6	L

1931 12-9 (8-5 SoCon)

Head Coach: C.R. "Dudy" Noble

Opponent	Score	W/L
ILLINOIS	2-7	L
MICHIGAN STATE	3-4	L
ILLINOIS	2-5	L
ILLINOIS	3-10	L
at Mississippi College	14-4	W
at Mississippi College	15-6	W
at LSU	3-7	L
at LSU	8-2	W
MISSISSIPPI COLLEGE	8-4	W
MISSISSIPPI COLLEGE	4-3	W
LSU	1-2	L
at Ole Miss	11-9	W
at Ole Miss	7-5	W
KENTUCKY	6-3	W
KENTUCKY	17-3	W
ALABAMA	7-5	W
ALABAMA	3-2	W
at Alabama	3-7	L
at Alabama	1-5	L
OLE MISS	6-7	L
OLE MISS	5-2	W

1932 8-10 (6-8 SoCon)

Head Coach: C.R. "Dudy" Noble

Opponent	Score	W/L
at Mississippi College	4-3	W
at Mississippi College	1-2	L
at LSU	6-7	L
at LSU	8-6	W
LSU	12-0	W
LSU	13-10	W
MISSISSIPPI COLLEGE	9-0	W
MISSISSIPPI COLLEGE	17-18	L
OLE MISS	11-2	W
OLE MISS	6-9	L
at Alabama	6-7	L
at Alabama	6-8	L
ALABAMA	2-4	L
ALABAMA	6-7	L
at Ole Miss	0-3	L
at Ole Miss	15-3	W
at Vanderbilt	3-0	W
at Vanderbilt	3-6	L

1933 10-5 (5-3 SEC)

Head Coach: C.R. "Dudy" Noble

Opponent	Score	W/L
^ vs. Nashville (Sou. League)	3-7	L
^ vs. Nashville (Sou. League)	2-1	W
at Mississippi College	4-0	W
at Mississippi College	15-0	W
* at LSU	3-0	W
* at LSU	9-2	W

MISSISSIPPI COLLEGE	7-4	W
MISSISSIPPI COLLEGE	5-4	W
* LSU	1-0	W
* LSU	17-5	W
BIRMINGHAM SOUTHERN	3-7	L
* ALABAMA	0-4	L
* ALABAMA	2-5	L
* at Alabama	12-4	W
* at Alabama	3-9	L
^ Played in Columbus, Miss.		

1934 11-5 (8-4 SEC)

Head Coach: C.R. "Dudy" Noble

Opponent	Score	W/L
at Mississippi College	4-6	L
at Mississippi College	8-2	W
* at LSU	11-2	W
* KENTUCKY	9-7	W
* KENTUCKY	11-4	W
MISSISSIPPI COLLEGE	14-8	W
* LSU	9-10	L
* LSU	25-6	W
* OLE MISS	4-2	W
* OLE MISS	7-2	W
* ALABAMA	3-5	L
* ALABAMA	4-3	W
* at Alabama	6-7	L
* at Alabama	4-5	L
* at Ole Miss	9-2	W

1935 8-3 (8-3 SEC)

Head Coach: C.R. "Dudy" Noble

Opponent	Score	W/L
* LSU	15-5	W
* LSU	6-5	W
* at LSU	2-5	L
* at LSU	16-2	W
* at Ole Miss	12-2	W
* at Ole Miss	6-0	W
* ALABAMA	6-3	W
* ALABAMA	0-17	L
* OLE MISS	4-0	W
* OLE MISS	2-1	W
* at Alabama	1-2	L

1936 8-5-1 (6-4-1 SEC)

Head Coach: C.R. "Dudy" Noble

Opponent	Score	W/L
MINNESOTA	0-3	L
PURDUE	4-3	W
PURDUE	14-3	W
* at LSU	0-6	L
* LSU	4-3	W
* LSU	2-3	L
* at Ole Miss	13-4	W
* at Ole Miss	10-5	W
* at Alabama	5-13	L
* at Alabama	3-13	L
* ALABAMA	3-2	W
* ALABAMA	5-5 (11)	T
* OLE MISS	5-2	W
* OLE MISS	13-10	W

1937 12-3 (8-3 SEC)

Head Coach: C.R. "Dudy" Noble

Opponent	Score	W/L
MINNESOTA	12-6	W
MINNESOTA	10-6	W
* at LSU	5-1	W
* at LSU	10-4	W

NORTHWESTERN	27-4	W
NORTHWESTERN	2-3	L
* LSU	5-4	W
* LSU	13-2	W
* OLE MISS	7-6	W
* OLE MISS	7-0	W
* ALABAMA	6-2	W
* at Alabama	7-9	L
* at Alabama	3-11	L
* at Ole Miss	4-6	L
* at Ole Miss	4-3	W

1938 5-7 (3-7 SEC)

Head Coach: C.R. "Dudy" Noble

Opponent	Score	W/L
MINNESOTA	3-2	W
MINNESOTA	2-1	W
* at LSU	4-1	W
* at LSU	1-8	L
* at Ole Miss	3-4	L
* at Ole Miss	4-5	L
* at Alabama	0-10	L
* at Alabama	4-9	L
* ALABAMA	6-5	W
* ALABAMA	3-4	L
* OLE MISS	6-8	L
* OLE MISS	6-2	W

1939 7-10 (3-10 SEC)

Head Coach: C.R. "Dudy" Noble

Opponent	Score	W/L
MINNESOTA	9-5	W
MINNESOTA	4-5	L
NORTHWESTERN	17-2	W
NORTHWESTERN	7-2	W
* at LSU	3-8	L
* at LSU	1-4	L
* AUBURN	1-4	L
* AUBURN	2-8	L
* LSU	4-5	L
* OLE MISS	4-11	L
* OLE MISS	0-3	L
* ALABAMA	2-1	W
* ALABAMA	7-4	W
* at Alabama	6-11	L
* at Alabama	7-4	W
* at Ole Miss	0-1	L
* at Ole Miss	7-1	W

1940 5-9 (4-7 SEC)

Head Coach: C.R. "Dudy" Noble

Opponent	Score	W/L
MINNESOTA	1-7	L
MINNESOTA	3-4 (6)	L
ILLINOIS TEACHERS	9-4	W
* at LSU	0-7	L
* at LSU	2-8	L
* LSU	5-21	L
* at Ole Miss	1-5	L
* at Ole Miss	10-5	W
* at Alabama	8-12	L
* at Alabama	5-11	L
* ALABAMA	7-3	W
* ALABAMA	3-7	L
* OLE MISS	8-4	W
* OLE MISS	14-9	W



YEAR-BY-YEAR RESULTS

1941 8-9 (7-8 SEC)

Head Coach: C.R. "Dudy" Noble

Opponent	Score	W/L
MINNESOTA	1-7	L
MINNESOTA	6-3 (6)	W
* at LSU	14-0	W
* at LSU	2-10	L
* TULANE	4-2	W
* TULANE	10-0	W
* LSU	4-1	W
* LSU	5-4	W
* KENTUCKY	29-2	W
* OLE MISS	0-6	L
* OLE MISS	7-10	L
* ALABAMA	3-6	L
* ALABAMA	4-5	L
* at Alabama	1-13	L
* at Alabama	3-9	L
* at Ole Miss	4-2	W
* at Ole Miss	5-7	L

1942 8-6-1 (6-7-1 SEC)

Head Coach: C.R. "Dudy" Noble

Opponent	Score	W/L
* at LSU	1-0	W
* at LSU	2-3	L
at Tulane	4-3	W
at Tulane	3-2	W
* LSU	1-4	L
* LSU	26-3	W
* at Ole Miss	6-7	L
* at Ole Miss	7-0	W
* at Alabama	1-9	L
* at Alabama	1-4	L
* ALABAMA	5-8	L
* ALABAMA	9-8	W
* OLE MISS	3-0	W
* OLE MISS	5-5 (12)	T

1943 3-9 (3-9 SEC)

Head Coach: C.R. "Dudy" Noble

Opponent	Score	W/L
* at LSU	3-6	L
* at LSU	0-4	L
* TULANE	1-2	L
* LSU	5-16	L
* LSU	6-5	W
* ALABAMA	10-29	L
* ALABAMA	6-3	W
* at Ole Miss	4-3	W
* at Ole Miss	4-8	L
* at Alabama	2-4	L
* at Alabama	4-12	L

1944 (NO TEAM)

1945 (NO TEAM)

1946 0-12 (0-11 SEC)

Head Coach: C.R. "Dudy" Noble

Opponent	Score	W/L
* at LSU	0-21	L
* at LSU	1-19	L
* at Tulane	9-11	L
* at Tulane	11-13	L
* LSU	6-9	L
* LSU	1-12	L
BRADLEY TECH	0-4	L
* at Alabama	1-20	L
* at Alabama	8-10	L

* ALABAMA	1-12	L
* ALABAMA	12-13	L
* at Ole Miss	1-13	L

1947 8-8 (7-8 SEC)

Head Coach: C.R. "Dudy" Noble

Opponent	Score	W/L
* TULANE	8-0	W
* at LSU	9-5	W
* at LSU	4-5	L
SOUTHERN MISS	9-6	W
* AUBURN	1-4	L
* LSU	5-13	L
* LSU	7-4	W
* at Ole Miss	3-4	L
* at Alabama	1-3	L
* at Alabama	3-6	L
* ALABAMA	5-8	L
* ALABAMA	10-4	W
* at Auburn	7-1	W
* at Auburn	9-6	W
* OLE MISS	2-4	L
* OLE MISS	11-1	W

1948 17-8 (12-5 SEC)

SEC CHAMPION

Head Coach: R.P. Patty

Opponent	Score	W/L
ILLINOIS	5-10	L
ILLINOIS	8-1	W
BRADLEY TECH	4-3	W
* at LSU	5-3	W
* at LSU	16-17	L
* at Tulane	5-6	L
* at Tulane	3-8	L
* FLORIDA	8-7	W
* LSU	6-2	W
* LSU	15-8	W
* OLE MISS	6-5	W
* OLE MISS	17-5	W
* ALABAMA	6-3	W
* ALABAMA	8-6	W
* at Alabama	0-9	L
* at Alabama	5-7	L
* at Florida	15-3	W
* at Florida	7-5	W
* at Ole Miss	6-5	W
* at Ole Miss	18-4	W
* Auburn	6-2	W
# Auburn	8-5	W
# Auburn	4-3	W

Note: Results from two games are missing
SEC Playoffs

1949 19-6 (13-3 SEC)

NCAA District III Tournament

SEC Champion

Head Coach: R.P. Patty

Opponent	Score	W/L
* TULANE	11-2	W
* TULANE	10-2	W
* at LSU	9-7	W
* at LSU	9-7	W
* LSU	7-2	W
* LSU	16-4	W
* at Alabama	1-10	L
* at Alabama	7-4	W
* DELTA STATE	3-1	W
* DELTA STATE	9-2	W

* OLE MISS	7-2	W
* OLE MISS	10-3	W
* ALABAMA	7-3	W
* ALABAMA	3-8	L
* at Ole Miss	6-2	W
* at Ole Miss	6-5	W
* at Tulane	2-7	L
* at Tulane	10-4	W
# KENTUCKY	6-3	W
# KENTUCKY	9-2	W
# at Kentucky	2-3	L
# at Kentucky	7-5	W
! Richmond	6-2	W
! Wake Forest	3-4 (13)	L
! Kentucky	2-5	L

SEC Playoffs

! NCAA District III Tournament (Charlotte, N.C.)

1950 13-6 (9-5 SEC)

Head Coach: C.R. "Dudy" Noble

Opponent	Score	W/L
* at LSU	2-11	L
ILLINOIS WESLEYAN	7-6	W
MEMPHIS	14-2	W
MEMPHIS	11-1	W
* LSU	3-4	L
* LSU	5-2	W
* LSU	7-1	W
* at Alabama	3-6	L
* at Alabama	1-0	W
* Tulane	14-5	W
* Tulane	22-10	W
* OLE MISS	5-4	W
* OLE MISS	2-3	L
Delta State	6-8	L
Delta State	11-1	W
* at Ole Miss	6-4	W
* at Ole Miss	11-5	W
* ALABAMA	5-11	L
* ALABAMA	4-3	W

1951 11-9 (6-9 SEC)

Head Coach: C.R. "Dudy" Noble

Opponent	Score	W/L
at Mississippi College	23-9	W
at Mississippi College	19-3	W
at Northwestern State	6-2	W
* at Tulane	6-16	L
WHEATON	9-8	W
WHEATON	6-2	W
* ALABAMA	17-10	W
* ALABAMA	3-5	L
* TULANE	9-4	W
* TULANE	6-1	W
* LSU	2-16	L
* at Alabama	3-4	L
* at Alabama	2-4	L
* at Vanderbilt	7-2	W
* at Vanderbilt	6-3	W
* OLE MISS	0-6	L
* OLE MISS	5-9	L
* at Ole Miss	5-6	L
* at Ole Miss	2-8	L

YEAR-BY-YEAR RESULTS



1952 12-11 (6-9 SEC)

Head Coach: C.R. "Dudy" Noble

Opponent	Score	W/L
* ALABAMA	5-6	L
* ALABAMA	2-3 (11)	L
MEMPHIS	14-3	W
MEMPHIS	13-6	W
MERIDIAN COTTON ST.	7-2	W
* at LSU	0-4	L
* at LSU	9-10 (11)	L
* at Tulane	1-4	L
* at Tulane	5-6	L
* LSU	6-7	L
* LSU	8-7	W
* TULANE	6-7	L
* TULANE	18-7	W
* at Ole Miss	14-1	W
* at Ole Miss	5-9	L
* VANDERBILT	5-4	W
* VANDERBILT	11-4	W
* OLE MISS	7-0	W
at Mississippi College	12-2	W
at Mississippi College	3-2	W
Meridian	2-1	W
Meridian	2-3	L
Meridian	0-4	L

1953 15-7 (12-3 SEC)

NCAA District III Tournament

Head Coach: C.R. "Dudy" Noble

Opponent	Score	W/L
* at Alabama	6-1	W
* at Alabama	5-1	W
* at LSU	13-0	W
* at LSU	2-1	W
at Mississippi College	18-2	W
at Mississippi College	7-0	W
* OLE MISS	3-11	L
* OLE MISS	2-1	W
* TULANE	5-2	W
* TULANE	16-4	W
* LSU	16-7	W
* LSU	4-11	L
* ALABAMA	3-0	W
* VANDERBILT	8-0	W
* VANDERBILT	12-11	W
* at Ole Miss	5-1	W
* at Ole Miss	5-6	L
^ vs. Georgia	1-3	L
^ vs. Georgia	0-1	L
# Duke	3-9	L
# Rollins	6-5	W
# Duke	4-5	L

^ SEC Playoffs

NCAA District III Tournament (Durham, N.C.)

1954 9-7 (7-7 SEC)

Head Coach: C.R. "Dudy" Noble

Opponent	Score	W/L
NORTHERN ILLINOIS	12-3	W
* at LSU	7-6	W
* at LSU	4-7	L
* at Tulane	4-10	L
* at Tulane	1-4	L
* TULANE	6-1	W
* TULANE	7-6	W
* LSU	7-1	W
* LSU	2-1	W
ARKANSAS STATE	13-3	W

* at Alabama	0-3	L
* at Alabama	7-4	W
* OLE MISS	2-4	L
* OLE MISS	5-6	L
* ALABAMA	9-18	L
* ALABAMA	5-2	W

1955 9-10 (7-9 SEC)

Head Coach: C.R. "Dudy" Noble

Opponent	Score	W/L
ALABAMA	2-3	L
* ALABAMA	6-5	W
* at Alabama	2-5	L
* at Alabama	3-5	L
* LSU	4-9	L
* LSU	3-2	W
at Mississippi College	5-1	W
* TULANE	6-9	L
* TULANE	2-0	W
LOYOLA	6-10	L
LOYOLA	7-5	W
* at LSU	12-4	W
* at LSU	13-10	W
* at Tulane	5-9	L
* at Tulane	20-13	W
* at Ole Miss	5-4	W
* at Ole Miss	2-4	L
* OLE MISS	4-9	L
* OLE MISS	4-10	L

1956 11-9 (6-9 SEC)

Head Coach: C.R. "Dudy" Noble

Opponent	Score	W/L
at Mississippi College	4-2	W
at Mississippi College	9-0	W
MISSISSIPPI COLLEGE	15-5	W
MISSISSIPPI COLLEGE	5-4	W
* TULANE	1-8	L
* TULANE	12-0	W
* TULANE	4-2	W
ILLINOIS WESLEYAN	4-3	W
* at Vanderbilt	27-8	W
* at Vanderbilt	9-4	W
* at Ole Miss	3-9	L
* at Ole Miss	2-14	L
* ALABAMA	2-4	L
* ALABAMA	3-6	L
* ALABAMA	4-1	W
* at LSU	0-3	L
* at LSU	10-1	W
* at LSU	2-5	L
* OLE MISS	2-6	L
* OLE MISS	5-8	L

1957 13-5 (10-5 SEC)

Head Coach: Paul Gregory

Opponent	Score	W/L
at Southeastern La.	1-0	W
* at Tulane	3-4 (12)	L
* at Tulane	4-0	W
MISSISSIPPI COLLEGE	17-3	W
MISSISSIPPI COLLEGE	10-2	W
* VANDERBILT	9-3	W
* VANDERBILT	9-1	W
* VANDERBILT	9-0	W
* OLE MISS	6-5	W
* OLE MISS	6-3	W
* at Alabama	0-3	L
* at Alabama	1-2	L
* at Alabama	7-1	W

* LSU	4-1	W
* LSU	4-1	W
* LSU	0-2	L
* at Ole Miss	4-5	L
* at Ole Miss	4-3	W

1958 14-10 (8-6 SEC)

Head Coach: Paul Gregory

Opponent	Score	W/L
ARKANSAS STATE	8-1	W
ARKANSAS STATE	3-2	W
* at LSU	5-2	W
* at LSU	3-7	L
* at Tulane	22-4	W
* at Tulane	8-9	L
at Loyola	5-6	L
at Southeastern La.	3-2	W
^ vs. Northern Illinois	14-6	W
^ vs. Northeast La.	19-2	W
ARKANSAS	0-1	L
ARKANSAS	8-9	L
MEMPHIS	12-6	W
MEMPHIS	3-6	L
* TULANE	7-0	W
* TULANE	10-1	W
* ALABAMA	0-7	L
* ALABAMA	5-4	W
* at Alabama	3-1	W
* at Alabama	2-3	L
* LSU	1-3	L
* LSU	5-7	L
* OLE MISS	6-5	W
* OLE MISS	7-5	W

^ Played in Ponchatoula, La.

1959 12-13 (5-10 SEC)

Head Coach: Paul Gregory

Opponent	Score	W/L
at La. Tech	2-4	L
^ vs. Northwestern State	2-1	W
^ at Northeast La.	3-2	W
^ vs. LSU	0-10	L
^ vs. Northwestern State	9-0	W
^ at Northeast La.	0-1	L
^ vs. LSU	7-0	W
* TULANE	1-4	L
* TULANE	9-1	W
* at Tulane	11-0	W
* at Tulane	3-11	L
* at LSU	8-6	W
* at LSU	4-6	L
at Southeastern La.	10-6	W
* LSU	3-2	W
* LSU	4-3	W
* OLE MISS	1-11	L
* at Alabama	2-6	L
* at Alabama	5-8	L
MEMPHIS	3-1	W
MEMPHIS	7-2	W
* ALABAMA	4-6	L
* ALABAMA	4-5	L
* at Ole Miss	2-4	L
* at Ole Miss	2-6	L

^ Northeast Louisiana Tournament (Monroe, La.)



YEAR-BY-YEAR RESULTS

1960 16-11 (8-8 SEC)

Head Coach: Paul Gregory

Opponent	Score	W/L
MISSISSIPPI COLLEGE	8-1	W
MISSISSIPPI COLLEGE	9-4	W
ILLINOIS WESLEYAN	6-2	W
ILLINOIS WESLEYAN	17-7	W
* LSU	6-5	W
* LSU	7-8	L
* TULANE	10-2	W
* TULANE	16-0	W
* at Ole Miss	0-8	L
* at Ole Miss	1-14	L
* at Tulane	0-1	L
* at Tulane	6-0	W
^ LSU	4-6	L
^ Northwestern State	3-1	W
^ at Northeast La.	5-3	W
^ Arkansas	3-2	W
^ Baylor	14-2	W
* at LSU	2-1	W
* at LSU	10-9	W
MEMPHIS	2-4	L
MEMPHIS	3-9	L
* ALABAMA	6-7	L
* ALABAMA	7-9	L
* OLE MISS	18-4	W
* OLE MISS	3-4	L
* at Alabama	9-5	W
at Alabama	2-7	L
^ Northeast Louisiana Tournament (Monroe, La.)		

1961 12-7 (7-6 SEC)

Head Coach: Paul Gregory

Opponent	Score	W/L
* at LSU	2-4	L
* at LSU	9-4	W
* ALABAMA	7-5	W
* ALABAMA	2-8	L
* at Alabama	10-1	W
* at Alabama	5-3	W
* OLE MISS	4-5	L
* OLE MISS	9-2	W
MEMPHIS	4-3	W
MEMPHIS	19-0	W
* LSU	2-3	L
* LSU	2-4	L
* TULANE	16-3	W
* TULANE	8-3	W
DELTA STATE	5-4	W
DELTA STATE	10-1	W
at Arkansas State	6-1	W
at Arkansas State	2-3	L
* OLE MISS	4-5	L

1962 21-5-1 (14-1-1 SEC)

Head Coach: Paul Gregory

Opponent	Score	W/L
NORTHEAST LA.	3-1	W
NORTHEAST LA.	6-7	L
ARKANSAS STATE	8-1	W
ARKANSAS STATE	19-0	W
ILLINOIS WESLEYAN	9-1	W
ILLINOIS WESLEYAN	11-3	W
* TULANE	3-0	W
* TULANE	8-1	W
* at Alabama	3-2	W
* at Alabama	8-3	W
* ALABAMA	9-5	W

* ALABAMA	9-0	W
* at LSU	3-4	L
* at LSU	5-3	W
* at Tulane	6-1	W
* at Tulane	2-2	T
MEMPHIS	8-23	L
MEMPHIS	10-1	W
* OLE MISS	5-1	W
* OLE MISS	6-1	W
* LSU	3-2	W
* LSU	4-3	W
* at Ole Miss	4-1	W
* at Ole Miss	5-0	W
# at Florida	3-8	L
# FLORIDA	3-2	W
# FLORIDA	7-8	L
# SEC Playoffs		

1963 17-11 (9-7 SEC)

Head Coach: Paul Gregory

Opponent	Score	W/L
^ LSU	1-2	L
^ Illinois	2-0	W
^ at Loyola	4-5	L
ARKANSAS STATE	9-1	W
ARKANSAS STATE	12-2	W
* at Alabama	1-0	W
* at Alabama	19-5	W
ILLINOIS WESLEYAN	7-5	W
ILLINOIS WESLEYAN	6-3	W
SOUTHERN MISS	8-4	W
SOUTHERN MISS	6-3	W
* LSU	3-6	L
* LSU	1-4	L
* ALABAMA	6-5	W
* ALABAMA	10-4	W
* at Ole Miss	0-5	L
* at Ole Miss	1-6	L
* TULANE	13-1	W
* TULANE	8-3	W
at Arkansas State	6-0	W
at Arkansas State	1-3	L
at Southern Miss	5-3	W
* at Tulane	8-10	L
* at Tulane	9-2	W
* at LSU	4-8 (12)	L
* at LSU	3-7	L
* OLE MISS	5-3	W
* OLE MISS	5-6 (15)	L
^ Loyola Coca-Cola Invitational (New Orleans, La.)		

1964 17-12 (7-7 SEC)

Head Coach: Paul Gregory

Opponent	Score	W/L
ARKANSAS STATE	7-0	W
ARKANSAS STATE	21-1	W
* ALABAMA	5-3	W
* ALABAMA	4-7	L
NICHOLLS STATE	1-0	W
NICHOLLS STATE	5-3	W
^ North Carolina	3-2	W
^ Northeast La.	4-1	W
^ at Florida State	1-7	L
* at Florida	10-2	W
* at Florida	1-6	L
SOUTHERN MISS	6-10	L
ILLINOIS WESLEYAN	7-2	W
ILLINOIS WESLEYAN	5-1	W
at Arkansas State	3-0	W

at Arkansas State	4-7	L
* LSU	11-5	W
* LSU	2-5	L
* at Alabama	4-14	L
* at Alabama	3-4	L
* OLE MISS	5-7	L
* OLE MISS	0-8	L
* TULANE	8-1	W
at Southern Miss	1-3	L
* at Tulane	4-1	W
* at Tulane	2-0	W
* at LSU	14-2	W
* at LSU	4-14	L
* at Ole Miss	5-2	W
^ Florida State Invitational (Tallahassee, Fla.)		

1965 16-10 (11-4 SEC)

NCAA District III Tournament

SEC Champion

Head Coach: Paul Gregory

Opponent	Score	W/L
at Southern Miss	0-2	L
* LSU	5-2	W
ILLINOIS WESLEYAN	3-7	L
ILLINOIS WESLEYAN	11-2	W
* ALABAMA	11-0	W
* ALABAMA	0-1	L
DELTA STATE	0-1	L
DELTA STATE	6-1	W
* at Ole Miss	17-13	W
* at Ole Miss	8-6	W
* TULANE	2-7	L
* TULANE	1-0	W
* at LSU	0-6	L
* at LSU	5-0	W
* at Tulane	5-4	W
* at Tulane	2-0	W
* at Alabama	3-2	W
* at Alabama	1-0	W
* OLE MISS	9-3	W
* OLE MISS	7-10	L
# AUBURN	10-1	W
# at Auburn	2-3	L
# at Auburn	2-1 (10)	W
^ Florida State	6-3	W
^ Furman	2-5	L
^ Florida State	2-6	L
# SEC Playoffs		
^ NCAA District III Tournament (Gastonia, N.C.)		

1966 20-11 (11-4 SEC)

NCAA District III Tournament

SEC Champion

Head Coach: Paul Gregory

Opponent	Score	W/L
^ at Florida State	2-24	L
^ Auburn	2-4	L
^ Auburn	6-5	W
ARKANSAS STATE	9-1	W
ARKANSAS STATE	7-3	W
DELTA STATE	3-2	W
at Delta State	4-5	L
* ALABAMA	5-1	W
* ALABAMA	2-1 (14)	W
* LSU	9-2	W
* LSU	3-0	W
* at Alabama	7-9	L
* at Alabama	4-1	W

YEAR-BY-YEAR RESULTS



ARKANSAS	9-3	W
ARKANSAS	18-0	W
* at Tulane	7-3	W
* at Tulane	6-9	L
* at LSU	9-1	W
* at LSU	1-0	W
* OLE MISS	0-2	L
* OLE MISS	2-1	W
* TULANE	10-3	W
at Memphis	2-3	L
at Memphis	2-3	L
* at Ole Miss	6-1	W
* at Ole Miss	0-5	L
# at Tennessee	7-4	W
# TENNESSEE	9-3	W
! Florida State	4-3	W
! North Carolina	4-5	L
! Florida State	0-7	L
^ Florida State Invitational		
(Tallahassee, Fla.)		
# SEC Playoffs		
! NCAA District III Tournament		
(Gastonia, N.C.)		

1967 17-14 (9-9 SEC)

Head Coach: Paul Gregory

Opponent	Score	W/L
^ vs. BYU	2-4	L
^ at UC RIVERSIDE	5-4 (10)	W
^ vs. Yale	7-6	W
^ vs. UCLA	10-12	L
^ vs. Wyoming	5-2	W
^ vs. Washington	5-3	W
^ vs. Ohio State	11-4	W
* at Ole Miss	0-7	L
* at Ole Miss	0-1	L
* at Ole Miss	9-6	W
ILLINOIS WESLEYAN	5-3	W
ILLINOIS WESLEYAN	6-5 (10)	W
* LSU	3-1	W
* LSU	3-1	W
* LSU	8-9	L
SOUTHERN MISS	7-8	L
SOUTHERN MISS	4-2	W
* ALABAMA	4-0	W
* ALABAMA	4-1	W
* ALABAMA	0-5	L
at Arkansas State	2-5	L
at Arkansas State	2-3	L
* at LSU	2-0	W
* at LSU	3-6	L
* at LSU	3-5	L
* at Alabama	1-8	L
* at Alabama	3-2	W
* at Alabama	2-4	L
* OLE MISS	2-1	W
* OLE MISS	3-0	W
* OLE MISS	3-13	L
^ Riverside (Calif.) National Tournament		

1968 16-17 (7-10 SEC)

Head Coach: Paul Gregory

Opponent	Score	W/L
CLEMSON	3-6	L
CLEMSON	1-2	L
^ at UC Riverside	10-0	W
^ vs. BYU	1-3	L
^ vs. Kansas	11-4	W
^ vs. Tennessee	4-1	W

^ vs. Pittsburgh	2-1	W
^ vs. Oregon	5-6	L
^ vs. UCLA	6-12	L
ARKANSAS STATE	0-1	L
ARKANSAS STATE	6-5	W
ILLINOIS WESLEYAN	5-0	W
ILLINOIS WESLEYAN	4-1	W
* OLE MISS	2-1	W
* OLE MISS	1-2	L
* OLE MISS	1-4	L
ARKANSAS	19-11	W
SOUTHERN MISS	2-4	L
SOUTHERN MISS	4-3	W
* at Alabama	5-3	W
* at Alabama	2-3	L
* at Alabama	11-5	W
* LSU	3-4 (8)	L
* LSU	2-7	L
* LSU	3-2	W
* ALABAMA	8-7	W
* ALABAMA	0-11	L
* ALABAMA	0-6	L
* at LSU	6-3 (9)	W
* at LSU	0-4	L
* at LSU	3-4 (11)	L
* at Ole Miss	8-2	W
* at Ole Miss	1-4	L
^ Riverside (Calif.) National Tournament		

1969 20-10 (11-7 SEC)

Head Coach: Paul Gregory

Opponent	Score	W/L
* TENNESSEE	7-10	L
* TENNESSEE	2-8	L
INDIANA STATE	1-0	W
INDIANA STATE	13-2	W
at Loyola	5-0	W
at Loyola	5-3	W
ILLINOIS WESLEYAN	7-5	W
ILLINOIS WESLEYAN	3-6	L
* at Ole Miss	0-4	L
* at Ole Miss	1-2	L
* at Ole Miss	3-4	L
* ALABAMA	4-3 (12)	W
* ALABAMA	4-1	W
* ALABAMA	2-1 (15)	W
* LSU	4-2	W
* LSU	4-6	L
* LSU	3-2	W
SOUTHERN MISS	7-4	W
SOUTHERN MISS	12-1	W
* at Alabama	0-4	L
* at Alabama	1-3	L
* at Alabama	6-2	W
at Arkansas State	5-1	W
at Arkansas State	3-0	W
* at LSU	3-0	W
* at LSU	3-5	L
* at LSU	10-4	W
* OLE MISS	2-0	W
* OLE MISS	11-5	W
* OLE MISS	10-3	W

1970 32-8 (11-4 SEC)

NCAA District III Tournament

SEC Champion

Head Coach: Paul Gregory

Opponent	Score	W/L
CHRISTIAN BROTHERS	7-1	W
CHRISTIAN BROTHERS	1-3	L
LOYOLA	6-1	W
LOYOLA	5-1	W
MEMPHIS	3-0	W
MEMPHIS	3-2	W
at Memphis	6-1	W
at Memphis	3-1 (11)	W
NEW ORLEANS	11-2	W
NEW ORLEANS	7-1	W
NEW ORLEANS	8-4	W
* OLE MISS	4-0	W
* OLE MISS	1-4	L
* OLE MISS	9-1	W
at Southern Miss	3-1	W
at Southern Miss	4-1	W
* at Alabama	2-3	L
* at Alabama	2-1	W
at New Orleans	7-5 (8)	W
* at LSU	5-3	W
* at LSU	3-1	W
* at LSU	5-3	W
ARKANSAS STATE	11-7	W
ARKANSAS STATE	3-0	W
* ALABAMA	4-1	W
* ALABAMA	1-0	W
* ALABAMA	5-1	W
* LSU	5-0	W
ARKANSAS	6-0	W
ARKANSAS	1-0	W
* at Ole Miss	1-5	L
* at Ole Miss	3-5	L
* at Ole Miss	3-0	W
# at Tennessee	4-8	L
# TENNESSEE	4-3 (10)	W
# TENNESSEE	1-0	W
! vs. Maryland	2-3	L
! vs. East Carolina	12-6	W
! vs. Maryland	8-4	W
! vs. Florida State	4-5	L
# SEC Playoffs		
! NCAA District III Tournament		
(Gastonia, N.C.)		
1971 32-12 (13-5 SEC)		
NCAA College World Series		
NCAA District III Tournament Champion		
SEC Champion		
Head Coach: Paul Gregory		
Opponent	Score	W/L
IOWA STATE	7-5	W
IOWA STATE	6-5	W
MEMPHIS	10-0	W
MEMPHIS	6-2	W
CLEMSON	4-6	L
CLEMSON	2-1	W
CLEMSON	8-10	L
ST. OLAF	7-0	W
ST. OLAF	2-1 (10)	W
ILLINOIS WESLEYAN	11-0	W
ILLINOIS WESLEYAN	5-0	W
NEW ORLEANS	5-0	W
NEW ORLEANS	8-1	W
at Loyola	2-5	L
* at LSU	0-2	L



YEAR-BY-YEAR RESULTS

* at LSU	1-3	L
* at LSU	1-9	L
* LSU	2-1	W
* LSU	7-4	W
* LSU	11-2	W
* at Alabama	6-4	W
* at Alabama	9-6	W
* at Alabama	5-6 (10)	L
at Arkansas State	5-4	W
at Arkansas State	6-4	W
* ALABAMA	8-7	W
* ALABAMA	6-2	W
* ALABAMA	7-8 (13)	L
SOUTHERN MISS	9-0	W
SOUTHERN MISS	3-6	L
* at Ole Miss	15-12 (10) W	
* at Ole Miss	7-5 (11) W	
* at Ole Miss	5-2	W
* OLE MISS	7-6	W
* OLE MISS	4-2	W
* OLE MISS	9-7	W
# VANDERBILT	5-1	W
# at Vanderbilt	3-1	W
! vs. Maryland	2-1	W
! vs. Miami	7-3	W
! vs. Georgia Tech	8-20	L
! vs. Georgia Tech	5-2	W
\$ vs. Tulsa	2-5	L
\$ vs. BYU	1-3	L

SEC Playoffs

! NCAA District III Tournament (Gastonia, N.C. - 1st)

\$ College World Series (Omaha, Neb. - T7th)

1972 24-16 (7-11 SEC)

Head Coach: Paul Gregory

Opponent	Score	W/L
GEORGIA STATE	9-1	W
GEORGIA STATE	11-0	W
at Memphis	2-11	L
at Memphis	1-4	L
ALBION COLLEGE	10-3	W
ALBION COLLEGE	5-2	W
CHRISTIAN BROTHERS	8-0	W
CHRISTIAN BROTHERS	1-0	W
at Southern Miss	4-0	W
at Southern Miss	0-1	L
WISCONSIN STATE	2-1	W
WISCONSIN STATE	4-2	W
NORTH PARK COLLEGE	9-5	W
NORTH PARK COLLEGE	4-2	W
ST. OLAF	6-0	W
ST. OLAF	13-0	W
* at Alabama	4-3	W
* at Alabama	1-7	L
* at Alabama	2-15	L
at Loyola	8-4	W
* at LSU	2-4	L
* at LSU	1-0	W
* at LSU	4-3	W
* OLE MISS	2-4	L
* OLE MISS	3-5	L
* OLE MISS	3-5	L
ATHENS COLLEGE	5-3	W
* LSU	4-1	W
* LSU	3-4	L
* LSU	2-1	W
ARKANSAS STATE	0-1	L
ARKANSAS STATE	4-5	L

* at Ole Miss	1-2	L
* at Ole Miss	2-3	L
* at Ole Miss	2-3	L
at New Orleans	8-1	W
at New Orleans	4-3	W
* ALABAMA	8-1	W
* ALABAMA	2-0	W
* ALABAMA	0-3	L

1973 16-14-1 (5-9 SEC)

Head Coach: Paul Gregory

Opponent	Score	W/L
NORTHEAST LA.	5-6	L
NORTHEAST LA.	1-2	L
ATHENS COLLEGE	2-1	W
ATHENS COLLEGE	4-0	W
SOUTHERN MISS	6-4	W
SOUTHERN MISS	8-4	W
CLEMSON	2-1	W
CLEMSON	2-0	W
* ALABAMA	5-7	L
* ALABAMA	0-3	L
McMURRAY COLLEGE	11-0	W
McMURRAY COLLEGE	2-4	L
CHRISTIAN BROTHERS	8-0	W
CHRISTIAN BROTHERS	8-0	W
* LSU	1-0	W
* LSU	6-5	W
MEMPHIS	0-9	L
MEMPHIS	6-15	L
* at Ole Miss	0-2	L
* at Ole Miss	4-4 (8) T	
at Louisiana College	4-0	W
at Louisiana College	10-7	W
* at LSU	0-6	L
* at LSU	2-3	L
* at LSU	0-3	L
* OLE MISS	0-5	L
* OLE MISS	3-1	W
* OLE MISS	5-0	W
* at Alabama	0-4	L
* at Alabama	3-1	W
* at Alabama	3-5	L

1974 13-14 (8-9 SEC)

Head Coach: Paul Gregory

Opponent	Score	W/L
at Southern Miss	7-11	L
at Southern Miss	3-5	L
MIAMI (Ohio)	3-6	L
LOUISIANA COLLEGE	12-1	W
LOUISIANA COLLEGE	16-0	W
LIVINGSTON	2-3	L
LIVINGSTON	2-1	W
* at Alabama	1-0	W
* at Alabama	2-3	L
* at Alabama	2-5	L
* at LSU	3-1	W
* at LSU	2-6	L
* at LSU	1-3	L
* OLE MISS	6-3	W
* OLE MISS	2-3	L
* OLE MISS	2-5	L
at Memphis	3-0	W
at Memphis	0-1	L
* LSU	1-0	W
* LSU	3-2	W
ARKANSAS STATE	5-0	W
* at Ole Miss	2-4	L
* at Ole Miss	2-7	L

* at Ole Miss	8-3	W
* ALABAMA	0-1	L
* ALABAMA	3-1	W
* ALABAMA	6-1	W

1975 16-24 (6-16 SEC)

Head Coach: Jimmy Bragan

Opponent	Score	W/L
WESTERN ILLINOIS	5-4	W
WESTERN ILLINOIS	2-0	W
WESTERN ILLINOIS	4-1	W
* VANDERBILT	1-2	L
* VANDERBILT	1-0	W
IOWA	11-8	W
SOUTHERN MISS	1-3	L
* AUBURN	8-9	L
* AUBURN	1-3	L
* AUBURN	0-3	L
LIVINGSTON	6-5	W
LIVINGSTON	4-3	W
ST. OLAF	3-2	W
ST. OLAF	4-0	W
* at Alabama	1-4	L
* at Alabama	4-3	W
* at Alabama	7-0	W
* at Alabama	0-2	L
* LSU	0-11	L
* LSU	0-11	L
* LSU	4-5	L
* LSU	0-3	L
MEMPHIS	9-2	W
MEMPHIS	0-4	L
* at Ole Miss	3-4	L
* at Ole Miss	1-8	L
* at Ole Miss	1-3	L
* at Ole Miss	4-5	L
* at LSU	3-4	L
* at LSU	2-3	L
* at LSU	1-5	L
* at LSU	0-8	L
* OLE MISS	2-0	W
* OLE MISS	4-3	W
* OLE MISS	5-4	W
* OLE MISS	4-12	L
* at Auburn	4-5	L
* at Auburn	0-6	L
* ALABAMA	0-1	L
* ALABAMA	4-0	W

1976 28-17 (11-12 SEC)

Head Coach: Ron Polk

Opponent	Score	W/L
LA. TECH	1-2	L
LA. TECH	4-0	W
at Southern Miss	5-2	W
at Memphis	5-6	L
at Memphis	1-5	L
LIVINGSTON	4-3	W
LIVINGSTON	3-14	L
ARKANSAS STATE	2-1	W
ARKANSAS STATE	4-0	W
ST. OLAF	2-0	W
ST. OLAF	6-0	W
* at Auburn	6-1	W
* at Auburn	3-1	W
BIRMINGHAM-SOUTHERN	6-0	W
BIRMINGHAM-SOUTHERN	4-2	W
* LSU	2-1	W
* LSU	6-5	W
* LSU	10-9	W

YEAR-BY-YEAR RESULTS



SOUTH ALABAMA	4-0	W	MEMPHIS	17-3	W	! vs. Baylor	3-6	L
SOUTH ALABAMA	2-1	W	WILLIAM CAREY	11-1	W	^ Played in Jackson, Miss.		
* at Alabama	4-5	L	WILLIAM CAREY	8-5	W	# SEC Tournament (Gainesville, Fla. - 2nd)		
* at Alabama	4-5	L	* at Alabama	4-5	L	! NCAA South Central Regional (Arlington, Texas - 2nd)		
* at Alabama	0-4	L	* at Alabama	8-4	W			
* OLE MISS	9-8	W	* at Alabama	2-3	L			
* OLE MISS	5-4	W	# vs. Florida	1-3	L			
* OLE MISS	1-2	L	# vs. Vanderbilt	15-2	W			
MISSISSIPPI COLLEGE	3-2	W	# at Ole Miss	3-11	L			
MISSISSIPPI COLLEGE	5-4	W	# SEC Tournament (Oxford, Miss. - 3rd)					
SOUTHERN MISS	4-0	W						
SOUTHERN MISS	11-10	W						
JACKSON STATE	5-3	W						
JACKSON STATE	8-9	L						
* at LSU	1-4	L						
* at LSU	2-0	W						
* at LSU	1-4	L						
* AUBURN	0-7	L						
* AUBURN	1-2	L						
* AUBURN	1-3	L						
WILLIAM CAREY	15-2	W						
* ALABAMA	3-2	W						
* ALABAMA	5-4	W						
* ALABAMA	1-2	L						
* at Ole Miss	4-2	W						
* at Ole Miss	4-5	L						
* at Ole Miss	5-9	L						
1977			33-15 (11-9 SEC)					
Head Coach: Ron Polk								
Opponent	Score	W/L	Opponent	Score	W/L	Opponent	Score	W/L
INDIANA STATE	13-5	W	* at LSU	2-1	W	MISSISSIPPI COLLEGE	5-0	W
INDIANA STATE	10-2	W	* at LSU	2-5	L	LIVINGSTON	7-1	W
* at Ole Miss	3-5	L	* at LSU	4-1	W	LIVINGSTON	15-8	W
* at Ole Miss	10-3	W	* OLE MISS	6-8	L	* at LSU	3-1	W
* at Ole Miss	4-5	L	* OLE MISS	10-3	W	* at LSU	1-2	L
* AUBURN	3-0	W	* OLE MISS	8-4	W	ARKANSAS STATE	11-3	W
* AUBURN	5-0	W	^ Mississippi College	10-7	W	ARKANSAS STATE	5-4	W
* AUBURN	12-1	W	^ Mississippi College	25-3	W	^ Jackson State	3-4	L
OHIO STATE	7-5	W	* at Auburn	7-1	W	^ Jackson State	3-0	W
OHIO STATE	13-0	W	* at Auburn	6-2	W	* ALABAMA	5-1	W
at Southern Miss	2-4	L	* at Auburn	8-11	L	* ALABAMA	6-1	W
at Southern Miss	9-1	W	INDIANA STATE	4-3	W	DELTA STATE	4-2	W
at South Alabama	4-9	L	INDIANA STATE	5-8	L	DELTA STATE	9-8	W
ST. OLAF	11-2	W	MISSOURI BAPTIST	8-5	W	* AUBURN	13-5	W
ST. OLAF	14-0	W	MISSOURI BAPTIST	11-1	W	* AUBURN	11-2	W
* ALABAMA	4-3	W	ARIZONA	9-6	W	* AUBURN	15-8	W
* ALABAMA	9-4	W	^ vs. Arizona	2-5	L	MISSOURI BAPTIST	10-6	W
MISSISSIPPI COLLEGE	18-2	W	^ vs. Arizona	4-3	W	MISSOURI BAPTIST	5-3	W
MISSISSIPPI COLLEGE	13-7	W	* at Alabama	0-1	L	at South Alabama	7-8	L
at La. Tech	6-5	W	* at Alabama	6-4	W	at South Alabama	12-1	W
at La. Tech	2-7	L	* at Alabama	6-4	W	at Southern Miss	17-2	W
* LSU	8-11	L	at William Carey	9-8	W	at Southern Miss	9-8	W
* LSU	7-1	W	at William Carey	19-1	W	ST. OLAF	23-4	W
* LSU	7-1	W	at Delta State	12-3	W	ST. OLAF	14-1	W
at Jackson State	7-8	L	at Delta State	6-3	W	* OLE MISS	4-1	W
at Jackson State	14-2	W	* LSU	12-4	W	* OLE MISS	10-0	W
BIRMINGHAM-SOUTHERN	15-3	W	* LSU	7-6	W	* OLE MISS	12-4	W
BIRMINGHAM-SOUTHERN	7-4	W	* LSU	26-13	W	BIRMINGHAM-SOUTHERN	12-3	W
* OLE MISS	3-5	L	SOUTH ALABAMA	0-3	L	at Birmingham-Southern	11-1	W
* OLE MISS	3-1	W	SOUTH ALABAMA	5-7	L	* LSU	5-0	W
* OLE MISS	14-9	W	BIRMINGHAM-SOUTHERN	3-5	L	* LSU	5-2	W
DELTA STATE	7-6	W	BIRMINGHAM-SOUTHERN	10-2	W	+ at Jackson Mets	4-1	W
DELTA STATE	7-6	W	SOUTHERN MISS	7-3	W	at Hawaii	5-6	L
* at Auburn	0-3	L	SOUTHERN MISS	9-5	W	at Hawaii	8-9	L
* at Auburn	4-6	L	* at Ole Miss	2-12	L	at Hawaii	12-19	L
* at Auburn	6-15	L	* at Ole Miss	4-5	L	at Hawaii	6-4	W
at Arkansas State	5-1	W	* at Ole Miss	4-8	L	at Hawaii	7-6	W
at Arkansas State	5-2	W	ARKANSAS STATE	18-10	W	at Hawaii	0-10	L
MEMPHIS	12-3	W	ARKANSAS STATE	7-4	W	* at Auburn	4-1	W
			at Birmingham-Southern	17-12	W	* at Auburn	0-3	L
			* AUBURN	4-2	W	* at Auburn	7-1	W
			* AUBURN	12-3	W	* at Alabama	6-4	W
			* AUBURN	7-8	L	* at Alabama	2-0	W
			JACKSON STATE	8-5	W	MISSISSIPPI COLLEGE	6-1	W
			JACKSON STATE	9-8	W	WILLIAM CAREY	6-10	L
			at Memphis	3-5	L	WILLIAM CAREY	3-2	W
			at Memphis	8-4	W	LA. TECH	2-0	W
			# at Florida	8-3	W	LA. TECH	14-8	W
			# vs. Auburn	7-10	L	* at Ole Miss	5-3	W
			# vs. Georgia	9-3	W	* at Ole Miss	5-1	W
			# vs. Auburn	3-2	W	# KENTUCKY	6-5	W
			# vs. Auburn	5-8	L	# LSU	12-5	W
			! vs. Baylor	0-3	L	# FLORIDA	12-11	W
			! vs. La. Tech	6-5	W	! NEW ORLEANS	11-13	L
			! vs. Pan American	7-5	W	! TULANE	12-4	W
						! NEW ORLEANS	13-10	W



YEAR-BY-YEAR RESULTS

! MURRAY STATE	8-6	W
! MURRAY STATE	18-8	W
\$ vs. Cal State Fullerton	6-1	W
\$ vs. Texas	2-8	L
\$ vs. Pepperdine	4-5	L
^ Played in Jackson, Miss.		
# SEC Tournament (Starkville, Miss. - T-1st)		
! NCAA South Regional (Starkville, Miss. - 1st)		
\$ College World Series (Omaha, Neb. - T-5th)		
+ Exhibition		

1980 31-19 (10-11 SEC)

Head Coach: Ron Polk		
Opponent	Score	W/L
MISSISSIPPI COLLEGE	7-2	W
at Livingston	6-4	W
KENTUCKY	4-9	L
KENTUCKY	10-0	W
* at Auburn	4-5	L
* at Auburn	4-13	L
* at Auburn	5-7	L
at Tulane	9-2	W
at Tulane	0-1	L
* ALABAMA	13-12	W
* ALABAMA	3-5	L
* ALABAMA	5-7	L
MISSOURI BAPTIST	7-0	W
UNION	7-1	W
UNION	11-0	W
at William Carey	4-3	W
at William Carey	7-4	W
SOUTH ALABAMA	3-5	L
SOUTH ALABAMA	3-2	W
* at Ole Miss	1-0	W
* at Ole Miss	4-6	L
* at Ole Miss	5-0	W
LIVINGSTON	3-2	W
JACKSON STATE	4-5	L
JACKSON STATE	12-3	W
* LSU	2-5	L
* LSU	0-2	L
* LSU	9-7	W
at Arkansas State	7-3	W
at Arkansas State	3-0	W
at Delta State	9-12	L
at Delta State	9-1	W
SOUTHERN MISS	4-2	W
SOUTHERN MISS	9-1	W
* AUBURN	2-1	W
* AUBURN	2-3	L
* AUBURN	4-1	W
at La. Tech	4-14	L
at La. Tech	1-5	L
^ Mississippi College	17-3	W
* at Alabama	4-3	W
* at Alabama	4-9	L
* at Alabama	15-11	W
^ vs. Ole Miss	9-2	W
# vs. Arkansas	7-6	W
BIRMINGHAM-SOUTHERN	3-2	W
BIRMINGHAM-SOUTHERN	3-6	L
* OLE MISS	3-1	W
* OLE MISS	4-8	L
* OLE MISS	3-1	W
^ Played in Jackson, Miss.		
# Played in Greenville, Miss.		

1981 46-17 (17-6 SEC)

NCAA College World Series		
NCAA South Regional Champions		
Head Coach: Ron Polk		
Opponent	Score	W/L
LIVINGSTON	15-1	W
* LSU	15-1	W
* LSU	5-2	W
LA. TECH	10-2	W
LA. TECH	8-7	W
* AUBURN	7-8	L
* AUBURN	3-4	L
* AUBURN	8-3	W
at Arizona	11-9	W
at Arizona	16-12	W
at Grand Canyon College	9-1	W
at Grand Canyon College	10-7	W
^ vs. Oklahoma State	9-20	L
at UNLV	23-17	W
at UNLV	4-3	W
at Livingston	21-20	W
* at Alabama	5-3	W
* at Alabama	1-2	L
* at Alabama	4-8	L
+ vs. Ole Miss	4-3	W
at Southern Miss	5-4	W
at Southern Miss	6-2	W
at South Alabama	3-5	L
at South Alabama	4-7	L
MISSISSIPPI COLLEGE	14-1	W
* OLE MISS	12-4	W
* OLE MISS	7-1	W
* OLE MISS	8-3	W
TULANE	12-5	W
TULANE	12-4	W
at Mississippi College	2-5	L
* at Auburn	4-6	L
* at Auburn	3-2	W
* at Auburn	12-6	W
DELTA STATE	1-4	L
DELTA STATE	8-3	W
* at LSU	11-1	W
* at LSU	7-2	W
* at LSU	12-4	W
WILLIAM CAREY	11-3	W
WILLIAM CAREY	17-5	W
* ALABAMA	8-4	W
* ALABAMA	5-3	W
* ALABAMA	13-5	W
ARKANSAS STATE	3-0	W
ARKANSAS STATE	24-3	W
%vs. Arkansas	11-6	W
at Jackson State	6-4	W
at Jackson State	10-11	L
at Birmingham-Southern	4-5	L
at Birmingham-Southern	11-7	W
* at Ole Miss	12-6	W
* at Ole Miss	7-4	W
* at Ole Miss	4-7	L
# KENTUCKY	3-2	W
# FLORIDA	3-8	L
# KENTUCKY	2-3	L
! vs. East Tennessee State	7-6	W
! vs. Wichita State	5-1	W
! vs. East Tennessee State	6-5	W
\$ vs. Michigan	4-0	W
\$ vs. Arizona State	3-4	L
\$ vs. South Carolina	5-6	L
^ Played in Las Vegas, Nev.		
+ Played in Jackson, Miss.		

% Played in Greenville, Miss.

# SEC Tournament (Starkville, Miss. - 3rd)		
! NCAA Atlantic Regional (Clemson, S.C. - 1st)		
\$ College World Series (Omaha, Neb. - T-5th)		
1982 28-23 (11-13 SEC)		
Head Coach: Ron Polk		
Opponent	Score	W/L
BIRMINGHAM-SOUTHERN	8-4	W
BIRMINGHAM-SOUTHERN	6-2	W
LIVINGSTON	12-7	W
SOUTH ALABAMA	1-5	L
SOUTH ALABAMA	3-8	L
at UAB	2-10	L
at UAB	16-17	L
* LSU	16-3	W
* LSU	0-3	L
* LSU	2-6	L
at William Carey	7-3	W
at William Carey	4-6	L
^ vs. Ole Miss	5-8	L
* at Auburn	5-6	L
* at Auburn	4-7	L
* at Auburn	3-4	L
at Arkansas State	7-8	L
at Arkansas State	13-7	W
at Mississippi College	10-8	W
* at Ole Miss	6-9	L
* at Ole Miss	3-0	W
* at Ole Miss	2-7	L
at La. Tech	12-5	W
at La. Tech	9-6	W
MISSISSIPPI COLLEGE	16-2	W
* ALABAMA	10-2	W
* ALABAMA	6-4	W
* ALABAMA	5-6	L
JACKSON STATE	13-3	W
JACKSON STATE	6-2	W
at Livingston	5-2	W
at New Orleans	0-5	L
at New Orleans	2-5	L
WEST FLORIDA	17-2	W
WEST FLORIDA	24-9	W
# vs. Delta State	4-9	L
SOUTHERN MISS	15-3	W
SOUTHERN MISS	10-1	W
* at LSU	2-1	W
* at LSU	0-2	L
* at LSU	6-4	W
* AUBURN	9-2	W
* AUBURN	6-0	W
* AUBURN	10-0	W
# vs. Arkansas	8-7	W
* OLE MISS	1-0	W
* OLE MISS	5-9	L
* OLE MISS	4-11	L
* at Alabama	15-0	W
* at Alabama	2-16	L
* at Alabama	6-12	L
^ Played in Jackson, Miss.		
# Played in Greenville, Miss.		

YEAR-BY-YEAR RESULTS



1983 42-15 (17-5 SEC)

NCAA Central Regional

Head Coach: Ron Polk

Opponent	Score	W/L
MISSISSIPPI COLLEGE	8-12	L
EAST TENNESSEE STATE	6-1	W
LIVINGSTON	13-0	W
at South Alabama	12-14	L
at South Alabama	8-5	W
* ALABAMA	18-6	W
* ALABAMA	6-5	W
at Birmingham-Southern	12-5	W
* at LSU	10-4	W
* at LSU	2-7	L
* at LSU	13-6	W
at Livingston	10-2	W
at West Florida	3-6	L
* AUBURN	8-0	W
* AUBURN	5-1	W
* AUBURN	7-2	W
at Delta State	6-9	L
at Delta State	11-6	W
^ vs. Ole Miss	9-1	W
^ Jackson State	15-9	W
^ Jackson State	12-1	W
NEW ORLEANS	12-2	W
NEW ORLEANS	8-4	W
at Mississippi College	6-0	W
* OLE MISS	27-10	W
* OLE MISS	4-8	L
* OLE MISS	7-6	W
* at Alabama	13-10	W
* at Alabama	12-10	W
* at Alabama	9-12	L
at Southern Miss	9-6	W
at Southern Miss	17-12	W
* LSU	2-5	L
* LSU	10-1	W
* LSU	16-8	W
UAB	11-8	W
WILLIAM CAREY	3-2	W
WILLIAM CAREY	5-6	L
ARKANSAS STATE	7-5	W
* at Auburn	8-5	W
* at Auburn	19-8	W
%vs. Arkansas	9-2	W
\$ vs. Arkansas	3-5	L
LA. TECH	8-0	W
LA. TECH	15-4	W
+ at Jackson Mets	9-2	W
* at Ole Miss	4-3	W
* at Ole Miss	6-7	L
* at Ole Miss	17-4	W
# TENNESSEE	11-20	L
# FLORIDA	5-3	W
# TENNESSEE	9-4	W
# ALABAMA	9-10	L
! vs. Tulane	4-2	W
! at Texas	6-2	W
! vs. Pan American	7-5	W
! at Texas	0-7	L
! at Texas	3-12	L

^ Played in Jackson, Miss.

% Played in Greenville, Miss.

\$ Played in Helena, Ark.

SEC Tournament (Starkville, Miss. - 2nd)

! NCAA Central Regional (Austin, Texas - 2nd)

+ Exhibition

1984 45-16 (18-5 SEC)

NCAA South II Regional

Head Coach: Ron Polk

Opponent	Score	W/L
MISSISSIPPI COLLEGE	10-3	W
LIVINGSTON	7-8	L
* at Ole Miss	0-2	L
* at Ole Miss	5-4	W
* at Ole Miss	3-2	W
at Arkansas State	5-1	W
at Arkansas State	7-8	L
BIRMINGHAM-SOUTHERN	7-2	W
BIRMINGHAM-SOUTHERN	11-5	W
at Southeastern La.	10-2	W
^ vs. St. Francis	4-14	L
* AUBURN	6-0	W
* AUBURN	6-1	W
* AUBURN	14-1	W
ST. OLAF	11-2	W
DELTA STATE	16-3	W
DELTA STATE	17-11	W
+ vs. Livingston	14-1	W
* at LSU	4-2	W
* at LSU	6-11	L
* at LSU	10-4	W
at New Orleans	13-20	L
at New Orleans	15-13	W
\$ vs. Ole Miss	3-4	L
* ALABAMA	8-1	W
* ALABAMA	5-2	W
* ALABAMA	10-3	W
at UAB	8-4	W
* OLE MISS	6-5	W
* OLE MISS	3-2	W
* OLE MISS	3-6	L
SOUTH ALABAMA	5-2	W
SOUTH ALABAMA	11-4	W
at William Carey	9-5	W
at William Carey	2-4	L
SOUTHERN MISS	10-5	W
SOUTHERN MISS	8-5	W
JACKSON STATE	19-8	W
JACKSON STATE	12-1	W
at Mississippi College	20-2	W
at La. Tech	4-2	W
at La. Tech	13-2	W
* at Auburn	5-2	W
* at Auburn	12-4	W
@ vs. Arkansas	9-8	W
%vs. Arkansas	9-10	L
* LSU	5-1	W
* LSU	8-6	W
* LSU	3-0	W
* at Alabama	8-2	W
* at Alabama	3-4	L
* at Alabama	3-10	L
\$ vs. New Orleans	11-7	W
# vs. Tennessee	11-13	L
# vs. Alabama	8-4	W
# vs. Tennessee	3-8	L
! SOUTH CAROLINA	1-4	L
! NEW ORLEANS	11-4	W
! EASTERN KENTUCKY	13-8	W
! SOUTH CAROLINA	18-9	W
! NEW ORLEANS	3-6	L
^ Played in Hammond, La.		
+ Played in Meridian, Miss.		
\$ Played in Jackson, Miss.		
@ Played in Greenville, Miss.		
% Played in Little Rock, Ark.		

SEC Tournament (Gainesville, Fla. - 3rd)

! NCAA South II Regional (Starkville, Miss. - 2nd)

1985 50-15 (16-8 SEC)

NCAA College World Series

NCAA South I Regional Champion

SEC Tournament Champion

SEC Champion

Head Coach: Ron Polk

Opponent	Score	W/L
MISSISSIPPI COLLEGE	9-1	W
WILLIAM CAREY	10-0	W
LIVINGSTON	26-4	W
at South Alabama	4-1	W
at South Alabama	2-1	W
SOUTHEASTERN LA.	3-2	W
SOUTHEASTERN LA.	4-2	W
UNION	19-2	W
* AUBURN	4-1	W
* AUBURN	3-2	W
* AUBURN	14-0	W
at Birmingham-Southern	10-2	W
at Birmingham-Southern	18-9	W
* at LSU	7-0	W
* at LSU	6-9	L
* at LSU	4-7	L
NEW ORLEANS	4-10	L
NEW ORLEANS	7-6	W
at Livingston	5-0	W
* ALABAMA	4-7	L
* ALABAMA	17-10	W
* ALABAMA	11-5	W
at Delta State	6-4	W
at Delta State	14-8	W
* at Ole Miss	4-0	W
* at Ole Miss	10-2	W
* at Ole Miss	7-12	L
ARKANSAS STATE	13-4	W
ARKANSAS STATE	12-5	W
at Hawaii-Hilo	7-2	W
at Hawaii-Hilo	2-0	W
at Hawaii-Hilo	7-1	W
at Hawaii	8-1	W
at Hawaii	3-4	L
* at Auburn	2-3	L
* at Auburn	1-3	L
* at Auburn	1-8	L
^ Mississippi College	5-7	L
JACKSON STATE	9-3	W
JACKSON STATE	18-7	W
* LSU	6-1	W
* LSU	6-5	W
* LSU	7-4	W
^ vs. Ole Miss	5-2	W
at Southern Miss	11-4	W
at Southern Miss	3-0	W
* at Alabama	5-6	L
* at Alabama	14-4	W
* at Alabama	6-4	W
+ vs. Arkansas	16-2	W
%vs. Arkansas	1-13	L
* OLE MISS	6-5	W
* OLE MISS	4-1	W
* OLE MISS	4-3	W
# Florida	8-3	W
# Georgia	2-0	W
# Georgia	8-3	W
! WEST VIRGINIA	10-1	W



YEAR-BY-YEAR RESULTS

! NEW ORLEANS	8-4	W
! MICHIGAN	6-14	L
! MICHIGAN	19-8	W
\$ vs. Oklahoma State	12-3	W
\$ vs. Arkansas	5-4	W
\$ vs. Texas	7-12	L
\$ vs. Miami (Fla.)	5-6	L

^ Played in Jackson, Miss.

+ Played in Greenville, Miss.

% Played in Little Rock, Ark.

SEC Tournament (Baton Rouge, La. - 1st)

! NCAA South I Regional (Starkville, Miss. - 1st)

\$ College World Series (Omaha, Neb. - T-3rd)

1986 34-21 (12-15 SEC)

Head Coach: Ron Polk

Opponent	Score	W/L
MISSISSIPPI COLLEGE	3-0	W
LIVINGSTON	13-4	W
UNION	3-7	L
SOUTH ALABAMA	8-7	W
SOUTH ALABAMA	7-6	W
* GEORGIA	2-3	L
* GEORGIA	13-2	W
* GEORGIA	7-14	L
KANSAS STATE	10-1	W
at New Orleans	2-11	L
at New Orleans	5-15	L
at Texas A&M	17-9	W
at Texas A&M	11-9	W
* at Auburn	6-7	L
* at Auburn	7-5	W
* at Auburn	1-7	L
LIVINGSTON	9-3	W
* VANDERBILT	9-2	W
* VANDERBILT	1-4	L
* VANDERBILT	4-8	L
QUINCY COLLEGE	22-0	W
QUINCY COLLEGE	16-0	W
* at Ole Miss	0-3	L
* at Ole Miss	3-12	L
* at Ole Miss	3-2	W
LA. TECH	5-3	W
LA. TECH	7-8	L
NORTH ALABAMA	7-0	W
* at Tennessee	8-5	W
* at Tennessee	4-9	L
* at Tennessee	6-1	W
DELTA STATE	6-4	W
DELTA STATE	12-1	W
* LSU	0-4	L
* LSU	0-4	L
* LSU	6-5	W
WILLIAM CAREY	6-4	W
WILLIAM CAREY	8-2	W
^ vs. Ole Miss	8-5	W
* at Florida	9-3	W
* at Florida	5-1	W
* at Florida	5-9	L
SOUTHERN MISS	5-12	L
SOUTHERN MISS	7-3	W
BIRMINGHAM-SOUTHERN	4-3	W
BIRMINGHAM-SOUTHERN	4-15	L
* KENTUCKY	3-6	L
* KENTUCKY	10-2	W
* KENTUCKY	13-6	W
at Mississippi College	12-2	W

JACKSON STATE	8-6	W
JACKSON STATE	4-1	W
* at Alabama	5-7	L
* at Alabama	2-4	L
* at Alabama	8-5	W
^ Played in Jackson, Miss.		

1987 39-22 (13-13 SEC)

NCAA Midwest Regional

SEC Tournament Champion

SEC Champion

Head Coach: Ron Polk

Opponent	Score	W/L
BIRMINGHAM-SOUTHERN	4-1	W
JACKSON STATE	9-0	W
LIVINGSTON	9-8	W
* at Georgia	6-4	W
* at Georgia	0-5	L
at South Alabama	13-7	W
at South Alabama	8-7	W
CUMBERLAND	12-1	W
MISSISSIPPI COLLEGE	22-12	W
TEXAS A&M	7-0	W
TEXAS A&M	6-0	W
ILLINOIS	2-3	L
* AUBURN	4-8	L
* AUBURN	3-9	L
* AUBURN	8-10	L
at William Carey	9-7	W
at William Carey	20-14	W
^ Jackson State	4-5	L
* at Vanderbilt	5-7	L
* at Vanderbilt	9-3	W
* at Vanderbilt	13-14	L
NEW ORLEANS	0-7	L
NEW ORLEANS	1-0	W
BIRMINGHAM-SOUTHERN	2-1	W
* OLE MISS	11-5	W
* OLE MISS	8-0	W
* OLE MISS	6-5	W
^ Mississippi College	9-3	W
NORTH ALABAMA	2-1	W
LIVINGSTON	10-1	W
* TENNESSEE	5-4	W
* TENNESSEE	4-3	W
* TENNESSEE	9-5	W
MISSISSIPPI COLLEGE	15-0	W
DELTA STATE	5-4	W
DELTA STATE	16-10	W
* at LSU	5-4	W
* at LSU	4-6	L
* at LSU	5-6	L
at La. Tech	8-12	L
at La. Tech	17-13	W
^ vs. Ole Miss	4-6	L
^ vs. Southern Miss	11-7	W
* FLORIDA	6-11	L
* FLORIDA	7-4	W
* FLORIDA	2-8	L
at Southern Miss	2-5	L
at Southern Miss	7-8	L
* at Kentucky	1-2	L
* at Kentucky	7-10	L
* at Kentucky	3-5	L
* ALABAMA	10-3	W
* ALABAMA	4-1	W
* ALABAMA	7-2	W
# at Georgia	6-5	W
* vs. Florida	5-4	W
# vs. Auburn	4-3	W

# vs. LSU	13-3	W
! NORTH CAROLINA STATE	10-6	W
! TEXAS A&M	4-7	L
! WESTERN CAROLINA	1-8	L

^ Played in Jackson, Miss.

SEC Tournament (Athens, Ga. - 1st)

! NCAA Midwest Regional (Starkville, Miss. - T-3rd)

1988 44-20 (17-10 SEC)

NCAA South Regional

Head Coach: Ron Polk

Opponent	Score	W/L
MISSISSIPPI COLLEGE	21-1	W
SOUTH ALABAMA	12-3	W
SOUTH ALABAMA	0-2	L
CUMBERLAND	27-12	W
* at Ole Miss	1-2	L
* at Ole Miss	6-2	W
* at Ole Miss	6-1	W
LIVINGSTON	6-2	W
LA. TECH	17-4	W
LA. TECH	10-0	W
* GEORGIA	25-7	W
* GEORGIA	8-1	W
* GEORGIA	13-0	W
at New Orleans	2-6	L
at New Orleans	13-8	W
MEMPHIS	1-10	L
MEMPHIS	8-5	W
at Delta State	7-1	W
at Delta State	8-9	L
* at Auburn	2-3	L
* at Auburn	11-3	W
* at Auburn	5-1	W
* VANDERBILT	4-0	W
* VANDERBILT	8-7	W
* VANDERBILT	9-18	L
WILLIAM CAREY	13-5	W
WILLIAM CAREY	16-4	W
NORTH ALABAMA	19-8	W
JACKSON STATE	13-3	W
* at Tennessee	8-5	W
* at Tennessee	6-9	L
* at Tennessee	10-2	W
MISSISSIPPI COLLEGE	13-14	L
SOUTHERN MISS	14-9	W
SOUTHERN MISS	5-4	W
^ vs. Southern Miss	6-0	W
* LSU	4-3	W
* LSU	2-4	L
* LSU	1-0	W
at Mississippi College	2-3	L
UAB	5-2	W
UAB	9-4	W
* at Florida	5-6	L
* at Florida	1-5	L
* at Florida	8-13	L
BIRMINGHAM-SOUTHERN	16-1	W
LIVINGSTON	8-3	W
^ vs. Ole Miss	7-4	W
^ Jackson State	32-2	W
* KENTUCKY	4-10	L
* KENTUCKY	8-6	W
* KENTUCKY	10-7	W
* at Alabama	7-6	W
* at Alabama	3-6	L
* at Alabama	5-2	W
* AUBURN	10-7	W
# KENTUCKY	6-5	W

YEAR-BY-YEAR RESULTS



# GEORGIA	4-2	W
# FLORIDA	1-3	L
# FLORIDA	3-5	L
! WESTERN CAROLINA	7-4	W
! CAL STATE FULLERTON	1-5	L
! MIDDLE TENNESSEE ST.	12-4	W
! CAL STATE FULLERTON	3-5	L
^ Played in Jackson, Miss.		
# SEC Tournament (Starkville, Miss. - 2nd)		
! NCAA South Regional (Starkville, Miss. - T-2nd)		

1989 54-14 (20-5 SEC)

NCAA South Regional SEC Champion

Head Coach: Ron Polk

Opponent	Score	W/L
BIRMINGHAM-SOUTHERN	16-3	W
MISSISSIPPI COLLEGE	9-0	W
at South Alabama	10-6	W
* OLE MISS	7-8	L
at La. Tech	7-14	L
at La. Tech	9-1	W
LIVINGSTON	11-7	W
* at Georgia	3-1	W
* at Georgia	13-1	W
* at Georgia	13-7	W
JACKSON STATE	16-11	W
GEORGE WASHINGTON	15-0	W
at Hawaii-Hilo	2-3	L
at Hawaii-Hilo	14-2	W
at Hawaii	8-6	W
at Hawaii	10-4	W
at Hawaii	7-10	L
* AUBURN	7-0	W
* AUBURN	13-3	W
* AUBURN	11-5	W
LINCOLN MEMORIAL	9-0	W
^ vs. Ole Miss	3-4	L
at Memphis	10-3	W
* at Vanderbilt	19-4	W
* at Vanderbilt	8-5	W
* at Vanderbilt	10-8	W
NEW ORLEANS	11-2	W
NEW ORLEANS	7-1	W
+ at Jackson Mets	14-1	W
* TENNESSEE	14-8	W
* TENNESSEE	5-0	W
* TENNESSEE	5-1	W
at Mississippi College	19-8	W
at Southern Miss	12-5	W
at Southern Miss	5-8	L
* at LSU	4-3	W
* at LSU	4-3	W
* at LSU	9-19	L
LIVINGSTON	17-1	W
DELTA STATE	2-1	W
DELTA STATE	4-1	W
BELHAVEN	7-0	W
^ vs. Southern Miss	5-4	W
* FLORIDA	4-3	W
* FLORIDA	5-4	W
* FLORIDA	14-3	W
WILLIAM CAREY	15-9	W
WILLIAM CAREY	12-1	W
^ Jackson State	9-4	W
* at Kentucky	3-6	L
* at Kentucky	12-8	W
* at Kentucky	28-16	W

MISSISSIPPI COLLEGE	18-1	W
* ALABAMA	8-15	L
* ALABAMA	4-3	W
* ALABAMA	4-5	L
# Auburn	3-5	L
# Alabama	11-10	W
# Georgia	6-15	L
JACKSON STATE	5-3	W
^ vs. Eastern Kentucky	15-4	W
EASTERN KENTUCKY	8-4	W
EASTERN KENTUCKY	6-2	W
! WESTERN CAROLINA	8-0	W
! NICHOLLS STATE	11-2	W
! NORTH CAROLINA	1-2	L
! INDIANA STATE	11-2	W
! NORTH CAROLINA	6-0	W
! NORTH CAROLINA	1-7	L

^ Played in Jackson, Miss.
+ Exhibition
SEC Tournament (Gainesville, Fla. - T-4th)
! NCAA South Regional (Starkville, Miss. - T-2nd)

1990 50-21 (17-9 SEC)

NCAA College World Series NCAA South II Regional Champion SEC Tournament Co-Champion

Head Coach: Ron Polk

Opponent	Score	W/L
@ vs. LSU (New Orleans, La.)	6-7	L
@ at New Orleans	2-3	L
@ at Tulane	7-4	W
BIRMINGHAM-SOUTHERN	7-0	W
JACKSON STATE	4-1	W
SOUTH ALABAMA	3-7	L
SOUTH ALABAMA	3-2	W
MEMPHIS	9-1	W
MEMPHIS	2-4	L
LA. TECH	10-0	W
LA. TECH	6-1	W
at William Carey	4-0	W
at William Carey	13-3	W
ILLINOIS STATE	9-8	W
ILLINOIS STATE	12-4	W
* LSU	5-6	L
* LSU	2-1	W
* LSU	10-9	W
at New Orleans	5-4	W
at New Orleans	1-5	L
* at Alabama	4-7	L
* at Alabama	4-2	W
* at Alabama	10-6	W
* KENTUCKY	3-0	W
* KENTUCKY	9-2	W
* KENTUCKY	8-0	W
vs. Ole Miss (Jackson, Miss.)	4-1	W
SOUTHERN MISS	2-4	L
SOUTHERN MISS	10-5	W
* at Auburn	5-15	L
* at Auburn	13-0	W
* at Auburn	4-8	L
^ Jackson State	9-4	W
DELTA STATE	15-14	W
DELTA STATE	24-2	W
* at Florida	9-10	L
* at Florida	18-4	W
* at Florida	7-2	W
NORTHEAST LA.	5-3	W
NORTHEAST LA.	5-3	W

NORTH ALABAMA	3-10	L
* VANDERBILT	2-4	L
* VANDERBILT	8-6	W
* VANDERBILT	12-4	W
at Mississippi College	8-5	W
at Southern Miss	5-8	L
MISSISSIPPI COLLEGE	24-3	W
MISSISSIPPI COLLEGE	12-1	W
* GEORGIA	0-9	L
* GEORGIA	1-12	L
* GEORGIA	22-6	W
LIVINGSTON	7-4	W
BELHAVEN	5-0	W
* at Tennessee	13-3	W
* at Tennessee	9-0	W
* at Tennessee	2-6	L
* at Ole Miss	17-0	W
* at Ole Miss	9-0	W
# vs. Auburn	16-2	W
# vs. LSU	8-17	L
# vs. Florida	8-2	W
# vs. Vanderbilt	17-9	W
# vs. LSU	3-1	W
! BYU	16-5	W
! ILLINOIS	5-3	W
! FLORIDA STATE	11-8	W
! FLORIDA STATE	9-11	L
! FLORIDA STATE	4-3	W
\$ vs. Georgia	0-3	L
\$ vs. Georgia Southern	15-1	W
\$ vs. Stanford	1-6	L
@ Busch Challenge IV (New Orleans, La.)		
^ Played in Jackson, Miss.		
# SEC Tournament (Hoover, Ala. - T-1st)		
! NCAA South II Regional (Starkville, Miss. - 1st)		
\$ NCAA College World Series (Omaha, Neb. - T-5th)		

1991 42-21 (12-9 SEC)

NCAA Northeast Regional

Head Coach: Ron Polk

Opponent	Score	W/L
@ at LSU	4-6	L
@ vs. Georgia	14-3	W
BIRMINGHAM-SOUTHERN	5-0	W
JACKSON STATE	13-1	W
at South Alabama	9-3	W
at South Alabama	10-5	W
at La. Tech	3-7	L
at La. Tech	4-5	L
AUBURN-MONTGOMERY	9-4	W
AUBURN-MONTGOMERY	8-3	W
SOUTHWESTERN LA.	6-4	W
SOUTHWESTERN LA..	1-8	L
* at LSU	2-4	L
* at LSU	5-6	L
^ vs. Ole Miss	4-5	L
LIVINGSTON	6-7	L
MISSISSIPPI COLLEGE	10-4	W
* ALABAMA	8-1	W
* ALABAMA	2-0	W
* ALABAMA	11-14	L
SW MISSOURI STATE	10-2	W
at Memphis	5-4	W
at Memphis	10-2	W
* at Kentucky	9-21	L
* at Kentucky	1-4	L
* at Kentucky	4-3	W



YEAR-BY-YEAR RESULTS

NEW ORLEANS	8-6	W	* GEORGIA	6-8	L	^ vs. Ole Miss	5-6	L
NEW ORLEANS	10-4	W	* GEORGIA	1-10	L	at Jackson State	8-1	W
at Mississippi College	23-0	W	^ vs. Ole Miss	4-3	W	* at Georgia	4-5	L
SAMFORD	5-4	W	at Jackson State	4-8	L	* at Georgia	3-4	L
* AUBURN	2-1	W	BIRMINGHAM-SOUTHERN	4-1	W	* at Georgia	5-10	L
* AUBURN	5-4	W	* VANDERBILT	11-5	W	NEW ORLEANS	0-3	L
* AUBURN	9-7	W	* VANDERBILT	10-6	W	NEW ORLEANS	7-6	W
BELHAVEN	13-2	W	* VANDERBILT	2-1	W	BIRMINGHAM-SOUTHERN	8-3	W
at Delta State	6-3	W	at Mississippi College	3-0	W	* at Vanderbilt	9-4	W
* FLORIDA	1-5	L	JACKSON STATE	8-5	W	* at Vanderbilt	8-10	L
* FLORIDA	1-3	L	DELTA STATE	7-4	W	* at Vanderbilt	8-7	W
WILLIAM CAREY	3-2	W	DELTA STATE	8-2	W	MISSISSIPPI COLLEGE	3-2	W
WILLIAM CAREY	4-6	L	* at Alabama	10-11	L	at Memphis	4-8	L
MISSISSIPPI COLLEGE	20-4	W	* at Alabama	8-6	W	* ALABAMA	7-4	W
* at Vanderbilt	8-3	W	* at Alabama	15-2	W	* ALABAMA	2-0	W
* at Vanderbilt	8-3	W	NORTH ALABAMA	2-3	L	* ALABAMA	9-3	W
* at Vanderbilt	7-2	W	MEMPHIS	15-5	W	^ Mississippi College	6-0	W
at Jackson State	15-1	W	MEMPHIS	7-6	W	SOUTHERN MISS	14-11	W
SOUTHERN MISS	1-7	L	* at Auburn	5-6	L	LIVINGSTON	9-5	W
NORTH ALABAMA	6-2	W	* at Auburn	4-1	W	* AUBURN	4-2	W
* at Georgia	4-6	L	* at Auburn	8-3	W	* AUBURN	1-6	L
* at Georgia	6-0	W	at Southern Miss	3-0	W	* AUBURN	1-12	L
at Southern Miss	3-2	W	at New Orleans	10-6	W	at Southern Miss	2-3	L
at Southern Miss	2-1	W	* ARKANSAS	2-0	W	at Southern Miss	4-5	L
* TENNESSEE	4-5	L	* ARKANSAS	3-2	W	WILLIAM CAREY	5-3	W
* TENNESSEE	6-2	W	* ARKANSAS	7-6	W	* at Arkansas	5-3	W
* OLE MISS	5-3	W	SOUTHERN MISS	4-3	W	* at Arkansas	6-4	W
NORTHWESTERN STATE	8-6	W	SOUTHERN MISS	8-3	W	* at Arkansas	3-8	L
NORTHWESTERN STATE	10-4	W	* OLE MISS	4-3	W	JACKSON STATE	9-3	W
# vs. Alabama	15-10	W	* OLE MISS	3-0	W	NORTH ALABAMA	1-0	W
# at LSU	2-8	L	* OLE MISS	5-3	W	* at Ole Miss	10-2	W
# vs. Auburn	1-0	W	* at LSU	3-8	L	* at Ole Miss	4-5	L
# at LSU	4-9	L	* at LSU	3-5	L	* at Ole Miss	7-0	W
! vs. Towson State	10-4	W	* at LSU	3-5	L	at South Alabama	6-7	L
! at Maine	6-5	W	# vs. Georgia	4-6	L	at South Alabama	8-6	W
! vs. Clemson	9-10	L	# vs. Auburn	4-1	W	* LSU	4-3	W
! at Maine	5-8	L	# vs. Georgia	3-6	L	* LSU	2-3	L
^ Played in Jackson, Miss.			! NICHOLLS STATE	1-0	W	* LSU	7-13	L
@ABCA Hall of Fame Tournament			! OKLAHOMA	9-6	W	\$ vs. Arkansas	2-5	L
(Baton Rouge, La.)			! OKLAHOMA	6-10	L	\$ at LSU	5-3	W
# SEC Tournament (Baton Rouge, La. - 3rd)			! UCLA	2-3	L	\$ vs. Ole Miss	3-2	W
! NCAA Northeast Regional (Orono, Maine - 3rd)			^ Played in Jackson, Miss.			\$ vs. Auburn	13-10	W
			@Oscar Meyer Classic (Minneapolis, Minn.)			\$ at LSU	3-7	L
			# SEC Tournament (New Orleans, La. - T-5th)			! vs. Notre Dame	1-15	L
			! NCAA Mid-east Regional (Starkville, Miss. - 3rd)			! vs. Long Beach State	1-2	L
						^ Played in Jackson, Miss.		
						@ Winn-Dixie Showdown		
						(New Orleans, La.)		
						\$ SEC West Tournament		
						(Baton Rouge, La. - 2nd)		
						! NCAA East Regional (Tallahassee, Fla. - T-5th)		

YEAR-BY-YEAR RESULTS



UAB	3-6	L	at Jackson State	11-1	W	* at South Carolina	5-6 (14)	L
UAB	3-7	L	* at Florida	0-2	L	* GEORGIA	4-3	W
at New Orleans	1-3	L	* at Florida	1-2	L	* GEORGIA	5-4	W
at New Orleans	11-10	W	* at Florida	2-10	L	* GEORGIA	5-2	W
* FLORIDA	3-5	L	JACKSON STATE	9-4	W	at UAB	10-5	W
* FLORIDA	5-6	L	^ vs. Ole Miss	4-5	L	at UAB	7-1	W
BIRMINGHAM-SOUTHERN	1-6	L	* KENTUCKY	3-5	L	* VANDERBILT	8-4	W
^ vs. Ole Miss	5-3	W	* KENTUCKY	7-5	W	* VANDERBILT	4-6	L
* at Kentucky	4-3	W	* KENTUCKY	13-7	W	* VANDERBILT	9-3	W
* at Kentucky	13-12	W	SAMFORD	18-3	W	SAMFORD	10-1	W
* at Kentucky	16-13	W	at La. Tech	7-4	W	LA. TECH	5-2	W
LA. TECH	1-10	L	at La. Tech	2-4	L	LA. TECH	6-5	W
LA. TECH	5-1	W	* at South Carolina	1-6	L	* at Alabama	1-3	L
* SOUTH CAROLINA	0-5	L	* at South Carolina	3-2	W	* at Alabama	4-5	L
* SOUTH CAROLINA	6-4	W	* at South Carolina	3-7	L	* at Alabama	5-1	W
* SOUTH CAROLINA	2-7	L	NEW ORLEANS	2-3	L	at Jackson State	11-5	W
JACKSON STATE	10-8	W	NEW ORLEANS	1-5	L	SOUTH ALABAMA	9-13	L
NORTH ALABAMA	8-6	W	* ALABAMA	4-8	L	SOUTH ALABAMA	8-3	W
at Mississippi College	13-8	W	* ALABAMA	1-0	W	* at Auburn	8-0	W
* at Alabama	4-3	W	* ALABAMA	3-2	W	* at Auburn	10-3	W
* at Alabama	9-7	W	SAMFORD	15-0	W	* at Auburn	1-3	L
* at Alabama	12-8	W	MISSISSIPPI COLLEGE	12-0	W	SOUTHERN MISS	5-1	W
SOUTH ALABAMA	4-18	L	* AUBURN	1-5	L	SOUTHERN MISS	5-4	W
MISSISSIPPI COLLEGE	13-4	W	* AUBURN	6-3	W	* ARKANSAS	8-6	W
LIVINGSTON	8-5	W	* AUBURN	2-4	L	* ARKANSAS	2-6	L
* at Auburn	4-1 (10)	W	at Southern Miss	8-9	L	* ARKANSAS	10-6	W
* at Auburn	5-19	L	at Southern Miss	3-4	L	^ vs. Ole Miss	8-4	W
* at Auburn	2-4	L	* at Arkansas	1-16	L	at Southern Miss	2-6	L
SOUTHERN MISS	4-2	W	* at Arkansas	9-10	L	at Southern Miss	4-1	W
SOUTHERN MISS	2-4 (11)	L	* at Arkansas	7-12	L	* OLE MISS	7-8	L
* ARKANSAS	10-9	W	SOUTHERN MISS	14-6	W	* OLE MISS	2-3 (10)	L
* ARKANSAS	1-12	L	SOUTHERN MISS	9-0	W	* OLE MISS	9-6	W
* ARKANSAS	4-14	L	* at Ole Miss	11-3	W	* at LSU	7-8 (10)	L
SAMFORD	10-9	W	* at Ole Miss	2-1	W	* at LSU	9-17	L
* OLE MISS	2-1	W	* at Ole Miss	0-9	L	* at LSU	11-10	W
* OLE MISS	17-8	W	* LSU	6-3	W	# vs. Vanderbilt	8-5	W
* OLE MISS	4-5	L	* LSU	12-10	W	# vs. Florida	5-6 (10)	L
at Southern Miss	3-0	W	* LSU	4-6	L	# vs. Kentucky	1-4	L
* at LSU	0-3	L	\$ AUBURN	1-0	W	+ vs. UC Santa Barbara	6-2	W
* at LSU	7-4	W	\$ LSU	6-14	L	+ at Stanford	6-8	L
* at LSU	9-1	W	\$ ALABAMA	3-6	L	+ vs. Cal State Northridge	19-20	L
\$ at Ole Miss	4-1	W	^ Played in Jackson, Miss.			^ Played in Jackson, Miss.		
\$ vs. Auburn	1-2	L	\$ SEC West Tournament - Starkville, Miss (5th)			@ Winn-Dixie Showdown (New Orleans, La.)		
\$ at Ole Miss	10-2	W				# SEC Tournament (Hoover, Ala. - T-5th)		
\$ vs. Auburn	5-9	L				+ NCAA West Regional (Stanford, Calif. - 3rd)		

1995 34-25 (11-16 SEC)

Head Coach: Ron Polk

Opponent	Score	W/L
MINNESOTA	19-1	W
MINNESOTA	6-2	W
MISSISSIPPI VALLEY STATE	8-3	W
BELHAVEN	10-3	W
at South Alabama	5-4	W
at South Alabama	7-5 (12)	W
UAB	13-4	W
at Memphis	11-7	W
at Memphis	7-5	W
WINTHROP	10-6	W
WINTHROP	0-3	L
NICHOLLS STATE	10-2	W
at Northeast La.	1-9	L
at Northeast La.	5-0	W
WILLIAM CAREY	3-8	L
WILLIAM CAREY	12-1	W
MILLSAPS	27-6	W
ALCORN STATE	17-3	W

1996 38-24 (17-13 SEC)

NCAA West Regional

Head Coach: Ron Polk

Opponent	Score	W/L
@ at New Orleans	12-13 (10)	L
@ at Tulane	3-10	L
@ vs. LSU	4-8	L
MEMPHIS	2-3	L
MEMPHIS	6-3	W
ALCORN STATE	15-3	W
JACKSONVILLE STATE	21-2	W
JACKSONVILLE STATE	3-2 (10)	W
JACKSON STATE	5-4	W
DUQUESNE	15-5	W
DUQUESNE	8-4	W
* at Florida	0-10	L
* at Florida	7-4	W
* at Florida	6-10	L
at New Orleans	12-4	W
at New Orleans	3-4	L
* KENTUCKY	9-5	W
* KENTUCKY	18-11	W
* KENTUCKY	7-5	W
* at South Carolina	2-5	L
* at South Carolina	17-5	W

1997 47-21 (19-11 SEC)

NCAA College World Series

NCAA Mid-east Regional Champion

Head Coach: Ron Polk

Opponent	Score	W/L
SAMFORD	15-5	W
at South Alabama	4-5	L
at South Alabama	1-6	L
SOUTHEAST MISSOURI	13-3	W
SOUTHEAST MISSOURI	10-4	W
DELTA STATE	11-4	W
JACKSON STATE	20-0	W
JACKSON STATE	19-1	W
ALCORN STATE	16-1	W
* FLORIDA	2-4	L
* FLORIDA	2-14	L
* FLORIDA	10-15	L
at Memphis	14-6	W
at Memphis	5-4	W
* at Kentucky	6-5	W
* at Kentucky	14-4	W



YEAR-BY-YEAR RESULTS

* at Kentucky	10-14	L	ALCORN STATE	18-4 (8) W	1999	42-21 (15-13 SEC)		
NORTHEAST LA.	8-5	W	JACKSON STATE	18-0 (8) W	NCAA Columbus Regional			
NORTHEAST LA.	7-1 (7)	W	@ vs. LSU	11-3	Head Coach: Pat McMahon			
WILLIAM CAREY	12-4	W	@ at New Orleans	8-10	Opponent	Score	W/L	
* SOUTH CAROLINA	6-3	W	@ at Tulane	4-1	UNC CHARLOTTE	24-1	W	
* SOUTH CAROLINA	5-8 (10)	L	MEMPHIS	8-7 (10) W	UNC CHARLOTTE	8-1	W	
* SOUTH CAROLINA	11-8	W	MEMPHIS	9-1	UNC CHARLOTTE	8-0	W	
^ vs. Ole Miss	7-3	W	* TENNESSEE	15-7	SOUTH FLORIDA	5-6	L	
* at Georgia	19-8	W	* TENNESSEE	4-22 (7)	SOUTH FLORIDA	8-2	W	
* at Georgia	14-9	W	* TENNESSEE	2-4 (7)	SOUTH FLORIDA	18-2	W	
* at Georgia	3-2	W	at Northeast La.	4-3	MISSISSIPPI VALLEY STATE	29-0	W	
at Jackson State	4-2 (12)	W	at Northeast La.	4-3 (11)	ARKANSAS-LITTLE ROCK	8-4	W	
at UAB	3-5	L	* at Florida	8-14	ARKANSAS-LITTLE ROCK	22-0	W	
at UAB	3-15	L	* at Florida	5-6	ARKANSAS-LITTLE ROCK	27-4	W	
* at Vanderbilt	15-5	W	* at Florida	5-6	at South Alabama	10-7	W	
* at Vanderbilt	25-13 (7)	W	WILLIAM CAREY	4-2	at South Alabama	9-7	W	
* at Vanderbilt	6-7 (7)	L	* OLE MISS	2-1	SIENA COLLEGE	5-1	W	
NEW ORLEANS	4-2	W	* OLE MISS	5-7	SIENA COLLEGE	7-3	W	
NEW ORLEANS	5-2	W	* OLE MISS	9-3	at New Orleans	11-7	W	
* LSU	9-6	W	SAMFORD	16-3	at New Orleans	8-5	W	
* LSU	12-20	L	* at Alabama	10-12 (11)	* at Georgia	5-1	W	
* LSU	4-1	W	* at Alabama	2-4	* at Georgia	1-4	L	
BELHAVEN COLLEGE	15-10	W	* at Alabama	13-7	ALCORN STATE	21-1	W	
MISSISSIPPI VALLEY STATE	25-3	W	^ vs. Ole Miss	9-3	* SOUTH CAROLINA	13-0	W	
* ALABAMA	11-10	W	* at LSU	5-8	* SOUTH CAROLINA	3-4	L	
* ALABAMA	9-7	W	* at LSU	8-3	* SOUTH CAROLINA	7-6	W	
* ALABAMA	3-6	L	* at LSU	5-11	SAMFORD	11-1	W	
SOUTHERN MISS	16-12	W	NEW ORLEANS	8-6	* at Kentucky	6-12	L	
SOUTHERN MISS	20-2	W	NEW ORLEANS	7-6	* at Kentucky	10-5	W	
* at Ole Miss	21-6	W	* KENTUCKY	3-2	* at Kentucky	11-6	W	
* at Ole Miss	5-2	W	* KENTUCKY	2-3	^ vs. Ole Miss	6-10	L	
* at Ole Miss	6-4	W	* KENTUCKY	9-12	* AUBURN	13-3	W	
at Southern Miss	4-9	L	UAB	10-1	* AUBURN	16-2	W	
at Southern Miss	20-2	W	UAB	9-5	* AUBURN	2-8	L	
* AUBURN	4-12	L	* at Auburn	13-4	NORTHEAST LA.	13-6	W	
* AUBURN	4-6	L	* at Auburn	8-0	NORTHEAST LA.	18-1	W	
* AUBURN	8-6	W	at Southern Miss	1-6	* ALABAMA	4-6	L	
* at Arkansas	5-8	L	at Southern Miss	4-3	* ALABAMA	5-4	W	
* at Arkansas	13-5	W	* GEORGIA	5-4	* ALABAMA	10-9	W	
* at Arkansas	17-10	W	* GEORGIA	9-5	at Jackson State	11-2	W	
# vs. South Carolina	12-9	W	* GEORGIA	7-1	* at Tennessee	4-6	L	
# vs. Alabama	3-16	L	SOUTHERN MISS	11-0	* at Tennessee	9-2	W	
# vs. Auburn	4-5	L	* at South Carolina	16-0	* at Tennessee	13-10	W	
+ OHIO STATE	8-5	W	* at South Carolina	10-4	at UAB	15-1	W	
+ WASHINGTON	4-5	L	* at South Carolina	2-6	at UAB	6-8	L	
+ TENNESSEE TECH	25-5	W	* ARKANSAS	10-14	* LSU	8-10	L	
+ GEORGIA TECH	10-2	W	* ARKANSAS	17-3	* LSU	7-1	W	
+ WASHINGTON	7-5	W	* ARKANSAS	3-8	* LSU	2-3	W	
+ WASHINGTON	4-3	W	# vs. South Carolina	9-8	SOUTHERN MISS	11-3	W	
\$ vs. Alabama	2-3	L	# vs. Arkansas	3-10	SOUTHERN MISS	9-2	W	
\$ vs. UCLA	7-5	W	# vs. LSU	7-5	* at Arkansas	4-6	L	
\$ vs. Alabama	5-9	L	# vs. Arkansas	3-7	* at Arkansas	4-7	L	
^ Played in Jackson, Miss.			+ vs. Washington	7-6	* at Arkansas	5-7	L	
# SEC Tournament (Columbus, Ga. - T-5th)			+ at Texas A&M	3-4	* FLORIDA	9-0	W	
			+ vs. Rice	15-14	* FLORIDA	4-6	L	
+ NCAA Mid-east Regional (Starkville, Miss. - 1st)			+ at Texas A&M	10-9	* FLORIDA	15-8	W	
			+ at Texas A&M	11-5	* at Ole Miss	1-2	L	
\$ College World Series (Omaha, Neb. - T-5th)			\$ vs. Florida	14-13	* at Ole Miss	4-5	W	
			\$ vs. LSU	8-10	* at Ole Miss	9-6	W	
			\$ vs. Southern California	1-7	# vs. South Carolina	7-5 (10)	W	
1998	42-23 (14-15 SEC)		^ Played in Jackson, Miss.			# vs. Alabama	3-4	L
NCAA College World Series			@ Winn-Dixie Showdown			# vs. Ole Miss	2-0	W
NCAA Central Regional Champion			(New Orleans, La.)			# vs. Alabama	11-12	L
Head Coach: Pat McMahon			# SEC Tournament (Hoover, Ala. - T-5th)			+ vs. Nebraska	18-14	W
Opponent	Score	W/L	+ NCAA Central Regional (College Station, Tex. - 1st)			+ at Ohio State	3-6	W
SOUTH ALABAMA	13-14 (12)	L	\$ College World Series (Omaha, Neb. - T-5th)			+ vs. Nebraska	13-7	W
SOUTH ALABAMA	11-6	W				+ at Ohio State	7-10	L
JACKSON STATE	19-3 (7)	W				^ Played in Jackson, Miss.		
LA. TECH	10-4	W				# SEC Tournament (Hoover, Ala. - T-5th)		
MISSISSIPPI VALLEY STATE	27-1 (7)	W						

YEAR-BY-YEAR RESULTS



+ NCAA Columbus Regional Columbus, Ohio - 2nd)

2000 41-20 (17-10 SEC)

NCAA Clemson Super Regional
NCAA Starkville Regional Champion

Head Coach: Pat McMahon

Opponent	Score	W/L
@ vs. UAB (Mobile, Ala.)	17-1	W
@ vs. Mercer (Mobile, Ala.)	6-4	W
SOUTHEASTERN LA	5-2	W
SOUTHEASTERN LA	9-2	W
ARKANSAS-LITTLE ROCK	6-2	W
ARKANSAS-LITTLE ROCK	9-4	W
ARKANSAS-LITTLE ROCK	8-7 (11)	W
at Jackson State	11-0	W
JACKSON STATE	23-0	W
! at Cal State Fullerton	9-14	L
! vs. Southern Cal	1-7 (5)	L
%at Memphis	14-2	W
%at Memphis	4-1	W
* VANDERBILT	7-5	W
* VANDERBILT	10-7	W
* VANDERBILT	8-0	W
TENNESSEE-MARTIN	16-1	W
TENNESSEE-MARTIN	14-3	W
* at Kentucky	9-6	W
* at Kentucky	7-6 (10)	W
ALCORN STATE	13-0	W
* at Alabama	6-9	L
* at Alabama	12-11	W
* at Alabama	11-13	L
^ vs. Ole Miss	1-4	L
* ARKANSAS	3-2	W
UAB	9-6	W
SOUTH ALABAMA	7-6	W
SOUTH ALABAMA	10-4	W
* at South Carolina	0-1	L
* at South Carolina	3-4	L
* OLE MISS	1-4	L
* OLE MISS	10-4	W
* OLE MISS	12-3	W
NEW ORLEANS	8-9	L
NEW ORLEANS	6-5	W
* at LSU	15-13	W
* at LSU	15-18	L
* at LSU	10-3	W
at Southern Miss	6-10	L
at Southern Miss	8-5	W
* TENNESSEE	7-3	W
* TENNESSEE	4-2	W
* TENNESSEE	4-3 (11)	W
at Samford	20-7	W
* FLORIDA	20-7	W
* FLORIDA	6-9 (11)	L
* FLORIDA	12-7	W
at UAB	18-7	W
* at Auburn	3-6	L
* at Auburn	10-9	W
* at Auburn	5-9	L
# vs. Alabama	3-9	L
# vs. Georgia	0-5	L
\$ SOUTH ALABAMA	9-2	W
\$ NOTRE DAME	8-1	W
\$ NOTRE DAME	0-7	L
\$ NOTRE DAME	10-9	W
+ at Clemson	4-11	L
+ at Clemson	4-9	L
@ Coca-Cola Classic (Mobile, Ala. - 1st)		
! Kia Baseball Bash (Fullerton, Calif. -		

T-3rd)

% Played in Millington, Tenn.

^ Played in Jackson, Miss.

SEC Tournament (Hoover, Ala. -

T-7th)

\$ NCAA Starkville Regional (Starkville, Miss. - 1st)

+ NCAA Super Regional (Clemson, S.C. - 2nd)

2001 39-24 (17-13 SEC)

NCAA Fullerton Super Regional
NCAA Columbus Regional Champion

SEC Tournament Champion

Head Coach: Pat McMahon

Opponent	Score	W/L
@ NOTRE DAME	5-7	L
@ NOTRE DAME	2-4 (11)	L
JACKSON STATE	10-0	W
at Southern Cal	3-7	L
TENNESSEE-MARTIN	5-1	W
TENNESSEE-MARTIN	4-0	W
SAMFORD	3-9	L
JACKSONVILLE STATE	4-0	W
JACKSONVILLE STATE	7-1 (7)	W
LA.-MONROE	4-0	W
LA.-MONROE	7-8 (10)	L
* AUBURN	2-1	W
* AUBURN	4-0	W
* AUBURN	8-2	W
at New Orleans	6-5	W
* at Vanderbilt	3-4	L
* at Vanderbilt	7-2	W
* at Vanderbilt	2-3	L
TENNESSEE TECH	18-9	W
* LSU	1-9	L
* LSU	1-7	L
* LSU	13-0	W
^ vs. Ole Miss	15-6	W
* at Arkansas	5-6	L
* at Arkansas	9-3	W
* at Arkansas	10-2	W
UAB	2-4	L
* at Tennessee	8-9	L
* at Tennessee	13-5	W
* at Tennessee	7-2	W
* SOUTH ALABAMA	4-5	L
SOUTH ALABAMA	9-2	W
* SOUTH CAROLINA	2-6	L
* SOUTH CAROLINA	4-3 (11)	W
* SOUTH CAROLINA	8-7	L
MISSISSIPPI VALLEY STATE	17-7	W
SOUTHERN MISS	2-6	L
SOUTHERN MISS	6-4	W
* KENTUCKY	10-4	W
* KENTUCKY	9-4	W
* KENTUCKY	8-7	W
ALCORN STATE	12-4	W
MISSISSIPPI VALLEY STATE	11-0 (7)	W
* at Florida	4-11	L
* at Florida	2-4 (10)	L
* at Florida	5-6 (14)	L
* ALABAMA	1-8	L
* ALABAMA	3-2	W
* ALABAMA	1-7	L
at UAB	6-5	W
* at Ole Miss	6-3	W
* at Ole Miss	7-6	W
* at Ole Miss	3-6	L
# vs. South Carolina	2-1	W

# vs. Georgia	8-4	W
# vs. South Carolina	6-7	L
# vs. South Carolina	1-0	W
# vs. LSU	4-1	W
\$ vs. Kent State (10)	9-8	W
\$ vs. Delaware	4-3	W
\$ vs. Kent State	14-4	W
+ at Cal State Fullerton	2-13	L
+ at Cal State Fullerton	3-9	L

@ NBC Classic (Starkville, Miss.)

^ Played in Jackson, Miss.

SEC Tournament (Hoover, Ala. - 1st)

\$ NCAA Columbus Regional (Columbus, Ohio - 1st)

+ NCAA Super Regional (Fullerton, Calif. - 2nd)

2002 34-24-1 (14-15 SEC)

Head Coach: Ron Polk

Opponent	Score	W/L
@ UAB	4-2	W
@ OHIO STATE	2-9	L
@ OHIO STATE	6-6	T
at La. Tech	14-7	W
at La.-Monroe	6-5	W
JACKSONVILLE STATE	11-6	W
JACKSONVILLE STATE	14-2	W
JACKSONVILLE STATE	5-1	W
JACKSON STATE	9-0	W
LOYOLA MARYMOUNT	7-1	W
LOYOLA MARYMOUNT	8-5	W
LOYOLA MARYMOUNT	2-3	L
at South Alabama	7-8	L
at South Alabama	4-8	L
* SOUTH CAROLINA	12-4	W
* SOUTH CAROLINA	3-5	L
* SOUTH CAROLINA	6-9	L
* at Kentucky	4-2	W
* at Kentucky	7-8	L
* at Kentucky	13-3	W
NEW ORLEANS	3-7	L
NEW ORLEANS	7-1	W
* at LSU	15-4	W
* at LSU	3-7	L
TENNESSEE-MARTIN	6-5	W
^ vs. Ole Miss	4-8	L
* GEORGIA	7-5	W
* GEORGIA	14-4	W
* GEORGIA	2-9	L
SAMFORD	7-2	W
MISSISSIPPI VALLEY STATE	11-1	W
* ARKANSAS	17-4	W
* ARKANSAS	3-7	L
* ARKANSAS	6-4	W
at Southern Miss	19-2	W
at Southern Miss	3-6	L
* at Auburn	5-7	L
* at Auburn	12-1	W
* at Auburn	7-19	L
UAB	8-3	W
West Alabama	17-5	W
* at Vanderbilt	6-4	W
* at Vanderbilt	12-4	W
* at Vanderbilt	0-4	L
* FLORIDA	4-5	L
* FLORIDA	3-5	L
* FLORIDA	0-4	L
MISSISSIPPI VALLEY STATE	18-5	W
* at Alabama	5-9	L
* at Alabama	7-9	L



YEAR-BY-YEAR RESULTS

* at Alabama	4-11	L
at UAB	6-1	W
at Samford	13-7	W
* OLE MISS	12-2	W
* OLE MISS	14-5	W
* OLE MISS	10-5	W
# vs. Alabama	2-12 (8)	L
# vs. Georgia	10-3	W
# vs. Florida	0-5	L
^ Played in Jackson, Miss.		
@ NBC Classic (Starkville, Miss.)		
# SEC Tournament (Hoover, Ala. - 5th)		

2003 **42-20 (17-12 SEC)**

NCAA Starkville Regional

Head Coach: Ron Polk

Opponent	Score	W/L
@ BIRMINGHAM-SOUTHERN	1-4	L
@ CONNECTICUT	4-3	W
@ CONNECTICUT	11-2	W
EAST TENNESSEE STATE	7-0	W
EAST TENNESSEE STATE	10-1	W
EAST TENNESSEE STATE	11-4	W
at UAB	14-5	W
LA. TECH	5-5 (6)	T
LIPSCOMB	8-1	W
LIPSCOMB	3-1	W
LIPSCOMB	12-1	W
at New Orleans	7-2	W
at New Orleans	9-4	W
* VANDERBILT	5-4 (13)	W
* VANDERBILT	3-4	L
* VANDERBILT	9-1	W
%at Memphis	12-3	W
%at Memphis	7-8 (10)	L
* at Arkansas	4-3 (10)	W
* at Arkansas	8-3	W
* at Arkansas	5-1	W
MOREHEAD STATE	10-4	W
MOREHEAD STATE	10-3	W
* at Ole Miss	2-0	W
* at Ole Miss	7-0	W
* at Ole Miss	8-4	W
UAB	13-4	W
^ vs. Ole Miss	1-5	L
* KENTUCKY	8-1	W
* KENTUCKY	2-8	L
* AUBURN	4-2	W
* AUBURN	5-8	L
* AUBURN	3-7	L
MISSISSIPPI VALLEY STATE	21-6	W
Samford	5-4 (12)	W
* at South Carolina	3-4	L
* at South Carolina	1-2	L
* at South Carolina	2-1	W
SOUTHERN MISS	6-4	W
SOUTHERN MISS	2-5	L
* at Florida	5-13	L
* at Florida	6-5	W
* at Florida	6-14	L
LA.-MONROE	5-4	W
* LSU	4-2	W
* LSU	5-0	W
* LSU	1-5	L
* at Georgia	5-6	L
* at Georgia	7-5	W
* at Georgia	8-9 (15)	L
SOUTHEASTERN LA.	13-2	W
WINTHROP	9-3	W
* ALABAMA	11-8	W

* ALABAMA	7-15	L
* ALABAMA	9-1	W
# vs. Ole Miss	5-4 (12)	W
# vs. LSU	2-7	L
# vs. Ole Miss	4-1	W
# vs. LSU	5-17	L
\$ MIDDLE TENNESSEE	10-4	W
\$ NORTH CAROLINA	5-10	L
\$ MISSOURI	10-5	W
\$ NORTH CAROLINA	6-8 (11)	L
@ NBC Classic (Starkville, Miss.)		
# Played at Autozone Park		
^ Played in Jackson, Miss.		
# SEC Tournament (Hoover, Ala. - 5th),		
# NCAA Starkville Regional (Starkville, Miss. - 2nd)		

2004 **35-24 (13-17 SEC)**

NCAA Atlanta Regional

Head Coach: Ron Polk

Opponent	Score	W/L
@ WESTERN KENTUCKY	12-0	W
@ ILLINOIS	9-6	W
@ ILLINOIS	9-3	W
JACKSON STATE	18-4	W
MISSISSIPPI VALLEY STATE	9-1	W
TENNESSEE TECH	12-1	W
TENNESSEE TECH	8-0	W
SOUTH ALABAMA	4-2	W
SOUTH ALABAMA	3-2	W
! SOUTHERN CAL	4-5	L
! SOUTHERN CAL	0-3	L
! SOUTHERN CAL	4-1	W
^ vs. La. Tech	7-0	W
^ vs. La.-Monroe	7-3 (12)	W
* TENNESSEE	4-9	L
* TENNESSEE	3-8	L
* TENNESSEE	2-1 (10)	W
BIRMINGHAM-SOUTHERN	1-10	L
SAMFORD	0-6	L
* at LSU	7-3	W
* at LSU	6-11	L
* at LSU	3-14	L
UAB	6-5	W
UL-MONROE	8-4	W
* OLE MISS	1-7	L
* OLE MISS	7-5	W
* OLE MISS	2-4	L
at Southern Miss	18-9	W
at Southern Miss	9-7	W
* at Kentucky	9-10	L
* at Kentucky	10-8	W
* at Kentucky	12-3	W
%vs. Ole Miss	4-10	L
* FLORIDA	11-2	W
* FLORIDA	9-16	L
* FLORIDA	3-8	L
MEMPHIS	10-2	W
MEMPHIS	7-2 (6)	W
* at Auburn	6-4	W
* at Auburn	9-8 (13)	W
* at Auburn	5-6	L
at UAB	12-2	W
* at Vanderbilt	2-7	L
* at Vanderbilt	1-5	L
* at Vanderbilt	4-5 (10)	L
* GEORGIA	6-7	L
* GEORGIA	4-8	L
* GEORGIA	6-8	L
LA. TECH	10-7	W

* ARKANSAS	3-2 (10)	W
* ARKANSAS	5-4 (7)	W
* ARKANSAS	2-4 (8)	L
* at Alabama	11-9	W
* at Alabama	7-1	W
* at Alabama	4-1	W
\$ vs. Texas Tech	6-10	L
\$ vs. Jacksonville State	7-6	W
\$ vs. Texas Tech	7-14	L
@ MSU Challenge (Starkville, Miss.)		
! NBC Classic (Starkville, Miss.)		
^ Entergy Louisiana Challenge (Jackson, Miss.)		
# Played in Jackson, Miss.		
\$ — NCAA Atlanta Regional (Atlanta, Ga.)		

2005 **42-22 (13-16 SEC)**

NCAA Coral Gables Regional

SEC Tournament Champion

Head Coach: Ron Polk

Opponent	Score	W/L
EASTERN ILLINOIS	3-1	W
EASTERN ILLINOIS	16-6	W
MISSISSIPPI VALLEY STATE	14-7	W
@ AUSTIN PEAY	4-3	W
@ KANSAS	5-0	W
@ KANSAS	9-2	W
LA. TECH	5-3	W
JACKSON STATE	14-2	W
at Arizona	3-9	L
at Arizona	3-7	L
at Arizona	13-12	W
MEMPHIS	11-8	W
MEMPHIS	4-2	W
* VANDERBILT	3-10	L
* VANDERBILT	5-3	W
* VANDERBILT	5-1	W
NEW ORLEANS	5-1	W
NEW ORLEANS	8-4	W
* at Arkansas	5-3	W
* at Arkansas	13-4	W
* at Arkansas	5-10	L
vs. Ole Miss (Jackson)	1-5	L
* at Tennessee	1-2 (7)	L
* at Tennessee	1-2 (7)	L
^ vs. Samford	14-5	W
* AUBURN	4-1	W
* AUBURN	7-8	L
* AUBURN	4-0	W
UL-MONROE	9-3	W
SAMFORD	13-1	W
* at Georgia	1-5	L
* at Georgia	6-0	W
* at Georgia	3-6	L
at South Alabama	10-6	W
! vs. South Alabama	2-1	W
* KENTUCKY	12-4	W
* KENTUCKY	5-12	L
* KENTUCKY	3-2	W
SOUTHERN MISS	5-4	W
SOUTHERN MISS	1-6	L
* at Ole Miss	4-11	L
* at Ole Miss	0-5	L
* at Ole Miss	1-9	L
* ALABAMA	7-3	W
* ALABAMA	3-5	L
* ALABAMA	5-3	W
! vs. Birmingham-Southern	10-4	W
MISSISSIPPI VALLEY STATE	3-2	W

YEAR-BY-YEAR RESULTS



* at Florida	2-8	L
* at Florida	1-2	L
* at Florida	6-5	W
UT-MARTIN	17-3	W
UT-MARTIN	8-3	W
* LSU	5-7	L
* LSU	5-3	W
* LSU	2-3	L
# vs. LSU	9-2	W
# vs. South Carolina	6-2	W
# vs. Tennessee	3-2	W
# vs. Ole Miss	4-1	W
\$ vs. Florida Atlantic	13-2	W
\$ at Miami	1-4	L
\$ vs. Florida Atlantic	8-4	W
\$ at Miami	4-10	L
@NBC Classic (Starkville, Miss.)		
^ Played in Jackson, Miss.		
! Energy Alabama Challenge (Jackson, Miss.)		
# SEC Tournament (Hoover, Ala. - 1st)		
\$ NCAA Coral Gables Regional (Miami, Fla. - 2nd)		

2006 37-23 (12-17 SEC)

NCAA Clemson Regional

Head Coach: Ron Polk

Opponent	Score	W/L
MARIST COLLEGE	9-3	W
MARIST COLLEGE	3-1	W
MARIST COLLEGE	4-2	W
ARKANSAS STATE	9-5	W
ARKANSAS STATE	10-4	W
ARKANSAS STATE	5-4	W
LA. TECH	11-1	W
LA.-MONROE	7-2	W
@ ARIZONA	3-2	W
@ ARIZONA	9-2	W
@ ARIZONA	5-4	W
at UAB	20-4	W
at Jacksonville State	7-4	W
* TENNESSEE	8-2	W
* TENNESSEE	4-3	W
UAB	10-3	W
JACKSONVILLE STATE	6-1	W
* at LSU	11-1	W
* at LSU	6-8	L
* at LSU	7-6 (10)	W
BIRMINGHAM-SOUTHERN	5-4	W
BIRMINGHAM-SOUTHERN	9-2	W
* at Alabama	3-5	L
* at Alabama	4-5	L
* at Alabama	4-2 (11)	W
at La. Tech	12-13	L
! vs. La.-Monroe	15-4	W
! vs. La.-Monroe	11-0	W
* GEORGIA	15-5	W
* GEORGIA	1-6	L
* GEORGIA	2-4	L
^ vs. Ole Miss	0-1	L
* at Auburn	4-9	L
* at Auburn	17-10	W
* at Auburn	3-7	L
at Memphis	12-8	W
+ at Memphis	5-3	W
* ARKANSAS	2-6	L
* ARKANSAS	9-8	W
* ARKANSAS	4-6	L
at Southern Miss	6-13	L
at Southern Miss	3-6	L

* at South Carolina	5-11	L
* at South Carolina	7-2	W
* at South Carolina	7-9 (11)	L
MISSISSIPPI VALLEY STATE	21-2	W
* FLORIDA	6-2	W
* FLORIDA	8-1	W
* FLORIDA	6-9	L
* at Kentucky	5-18	L
* at Kentucky	2-3	L
* at Kentucky	9-10	L
UT-MARTIN	8-6	W
* OLE MISS	5-6	L
* OLE MISS	11-1 (10)	W
* OLE MISS	11-13	L
\$ vs. Elon	4-5	L
\$ vs. UNC Asheville	5-4	W
\$ vs. Elon	12-3	W
\$ at Clemson	6-8	L
@Cadence Bank Classic (Starkville, Miss.)		
! Played in Pearl, Miss.		
^ Played in Jackson, Miss.		
+ Played at AutoZone Park		
\$ NCAA Clemson Regional (Clemson, S.C. - 2nd)		

2007 38-22 (15-13 SEC)

NCAA College World Series

NCAA Starkville Super Regional Champion

NCAA Tallahassee Regional Champion

Head Coach: Ron Polk

Opponent	Score	W/L
MURRAY STATE	10-5	W
MURRAY STATE	13-1	W
MURRAY STATE	17-9	W
MISSISSIPPI VALLEY STATE	13-2	W
@ TROY	2-1	W
@ MICHIGAN	3-4	L
@ TROY	12-4	W
UAB	12-10	W
JACKSONVILLE STATE	11-9	W
X vs. Winthrop	6-7 (10)	L
X at Baylor	8-6	W
X vs. San Francisco	2-1	W
at Dallas Baptist	8-11	L
* at Florida	12-9	W
* at Florida	8-10	L
* at Florida	14-13	W
* SAMFORD	7-6	W
* SOUTH CAROLINA	3-20	L
* SOUTH CAROLINA	6-5 (12)	W
* SOUTH CAROLINA	3-8	L
MEMPHIS	9-8	W
MEMPHIS	11-9	W
* KENTUCKY	10-7	W
* KENTUCKY	6-10	L
* KENTUCKY	5-4	W
LA.-MONROE	17-7	W
* at Arkansas	11-9	W
* at Arkansas	2-1	W
* at Arkansas	3-9	L
%vs. South Alabama	5-1	W
* at Tennessee	4-3	W
%vs. Ole Miss	14-9	W
* LSU	12-3	W
* LSU	5-6	L
* LSU	1-3	L
SOUTHERN MISS	11-2	W
SOUTHERN MISS	7-4	W
* at Ole Miss	7-17	L

* at Ole Miss	1-5	L
* at Ole Miss	4-1 (17)	W
* AUBURN	4-1	W
* AUBURN	11-6	W
* AUBURN	9-5	W
at Austin Peay	2-3 (11)	L
at Austin Peay	5-7	L
* at Georgia	4-2	W
* at Georgia	1-2 (7)	L
* at Georgia	3-5 (7)	L
* ALABAMA	3-4	L
* ALABAMA	9-3	W
* ALABAMA	7-9	L
\$ vs. Ole Miss	1-3	L
\$ vs. Vanderbilt	2-3	L
! vs. Stetson	6-3	W
! at Florida State	3-0	W
! at Florida State	9-4	W
+ CLEMSON	8-6	W
+ CLEMSON	8-5	W
# vs. North Carolina	5-8	L
# vs. Louisville	4-12	L
@Cadence Bank Classic (Starkville, Miss.)		

X Qualla-T Imprints Baylor Classic

(Waco, Texas)

% Played in Pearl, Miss.

\$ SEC Tournament (Hoover, Ala. - T-7th)

! NCAA Tallahassee Regional (Tallahassee, Fla., - 1st)

+ NCAA Starkville Super Regional (Starkville, Miss. - 1st)

NCAA College World Series (Omaha, Neb., - T-7th)

2008 23-33 (9-21 SEC)

Head Coach: Ron Polk

Opponent	Score	W/L
at North Florida	8-2	W
at North Florida	9-17	L
at North Florida	6-11	L
UAB	9-2	W
AIR FORCE	3-1	W
AIR FORCE	4-6	L
AIR FORCE	16-8	W
ARKANSAS-LITTLE ROCK	5-9	L
ARKANSAS-LITTLE ROCK	6-3	W
@ BAYLOR	4-5	L
@ BAYLOR	11-6	L
@ BAYLOR	3-6	L
MISSISSIPPI VALLEY STATE	15-0	W
MISSISSIPPI VALLEY STATE	11-5	W
* Ole Miss	6-15	L
* Ole Miss	6-11	L
* Ole Miss	4-0	W
at UAB	24-10	W
* at South Carolina	1-9	L
* at South Carolina	1-4	L
* at South Carolina	3-10	L
SOUTH ALABAMA	5-6	L
SOUTH ALABAMA	7-6 (11)	W
* GEORGIA	3-2 (10)	W
* GEORGIA	1-5	L
* GEORGIA	3-5 (10)	L
AUSTIN PEAY	13-4	W
AUSTIN PEAY	10-2	W
* at Kentucky	6-5	W
* at Kentucky	4-13	L
* at Kentucky	8-9	L



YEAR-BY-YEAR RESULTS

^ at Memphis	8-9 (10)	L	^ vs. Ole Miss	1-8	L	^ vs. Southern Miss	3-14	L
* VANDERBILT	8-15	L	* KENTUCKY	4-5 (11)	L	* at Auburn	6-9	L
* VANDERBILT	0-16	L	* KENTUCKY	4-3 (10) W		* at Auburn	14-16	L
* VANDERBILT	3-4	L	* KENTUCKY	17-22	L	* at Auburn	8-11	L
! vs. Ole Miss	6-5	W	MIDDLE TENNESSEE	6-10	L	NORTHWESTERN STATE	8-5	W
* at Alabama	7-21	L	MIDDLE TENNESSEE	9-8	W	* VANDERBILT	8-13	L
* at Alabama	6-4	W	* at Vanderbilt	6-8	L	* VANDERBILT	7-13 (10)	L
* at Alabama	3-4	L	* at Vanderbilt	4-10	L	* VANDERBILT	4-14	L
at Southern Miss	7-11	L	* at Vanderbilt	3-11	L	at Southern Miss	16-9	W
at Southern Miss	7-12	L	* ALABAMA	8-10	L	* at LSU	13-14	L
* TENNESSEE	4-3	W	* ALABAMA	16-17	L	* at LSU	3-17	L
* TENNESSEE	9-12	L	* at Ole Miss	6-5	W	* at LSU	2-1	W
* TENNESSEE	7-3	W	* at Ole Miss	11-8	W	! BankFirst Baseball Challenge		
* at Auburn	4-11	L	* at Ole Miss	1-8	L	(Starkville, Miss.)		
* at Auburn	4-3	W	# at Memphis	6-5	W	# Whataburger Classic (Corpus Christi, Texas)		
* at Auburn	2-12	L	* LSU	4-5	L	^ Played in Pearl, Miss.		
vs. Middle Tennessee State	5-20	L	* LSU	8-7	W			
vs. Middle Tennessee State	4-3	W	* LSU	4-15	L			
* at LSU	6-15	L	@ BankFirst Baseball Challenge			38-25 (14-16 SEC)		
* at LSU	4-16	L	(Starkville, Miss.)			NCAA Gainesville Super Regional		
* at LSU	6-9	L	^ Played in Pearl, Miss.			NCAA Atlanta Regional Champion		
MEMPHIS	4-1	W	# Played at AutoZone Park			Head Coach: John Cohen		
* ARKANSAS	6-5	W				Opponent	Score	W/L
* ARKANSAS	6-5	W				AKRON	11-0	W
* ARKANSAS	10-15	L				LAMAR	2-0	W
@ Cadence Bank Classic (Starkville, Miss.)						AKRON	10-1	W
^ Played at AutoZone Park						LAMAR	17-2	W
! Played in Pearl, Miss.						NORTHWESTERN STATE	6-4	W
# Played in Winchester, Tenn.						BELMONT	1-2	L
						BELMONT	5-3	W
						BELMONT	14-5	W
						ALCORN STATE	8-1	W
						IOWA	3-5	L
						GEORGIA STATE	8-1	W
						IOWA	6-7	L
						GEORGIA STATE	7-3	W
						at UAB	4-6	L
						SACRED HEART	5-0	W
						SACRED HEART	6-5	W
						SACRED HEART	3-8	L
						EASTERN ILLINOIS	9-4	W
						at Lipscomb	14-4	W
						* at Vanderbilt	0-10	L
						* at Vanderbilt	0-4	L
						* at Vanderbilt	9-8	W
						* AUBURN	7-6	W
						* AUBURN	15-8	W
						* AUBURN	5-0	W
						ALABAMA A&M	18-0 (7) W	
						* at Georgia	1-4	L
						* at Georgia	3-4	L
						* at Georgia	1-4	L
						^ vs. Southern Miss	5-4	W
						* FLORIDA	7-5	W
						* FLORIDA	0-18	L
						* FLORIDA	1-3	L
						* at Arkansas	5-6	L
						* at Arkansas	1-6	L
						* at Arkansas	5-3	W
						^ vs. Ole Miss	6-1	W
						* SOUTH CAROLINA	2-8	L
						* SOUTH CAROLINA	5-3	W
						* SOUTH CAROLINA	4-13	L
						* ALABAMA	4-5 (10)	L
						* ALABAMA	4-5	L
						* ALABAMA	8-5	W
						at South Alabama	15-9	W
						* at Tennessee	16-5	W
						* at Tennessee	5-3	W
						* at Tennessee	5-2	W

YEAR-BY-YEAR RESULTS



MISSISSIPPI VALLEY STATE	13-3	W
* at Ole Miss	7-6	W
* at Ole Miss	7-4	W
* at Ole Miss	3-12	L
! at Memphis	8-3	W
* LSU	1-17	L
* LSU	6-5	W
* LSU	3-6	L
\$ vs. Florida	5-7	L
\$ vs. Arkansas	2-7	L
# vs. Southern Miss	3-0	W
# vs. Austin Peay	8-3	W
# at Georgia Tech	7-3	W
+ at Florida	1-11	L
+ at Florida	4-3	W
+ at Florida	6-8	L
^ Played in Pearl, Miss.		
! Played at AutoZone Park		
\$ SEC Tournament (Hoover, Ala. - T-7th)		
# NCAA Atlanta Regional (Atlanta, Ga., - 1st)		
+ NCAA Gainesville Super Regional (Gainesville, Fla.)		

2012 40-24 (16-14 SEC) NCAA Tallahassee Regional SEC Tournament Champion Head Coach: John Cohen

Opponent	Score	W/L
WASHINGTON STATE	6-2	W
WASHINGTON STATE	5-6 (13)	L
WASHINGTON STATE	5-4	W
KANSAS	1-0	W
MISSISSIPPI VALLEY STATE	13-5	W
KANSAS	3-1	W
MISSISSIPPI VALLEY STATE	5-1	W
MEMPHIS	6-7	L
CONNECTICUT	5-4	W
LIPSCOMB	6-4	W
CONNECTICUT	3-1	W
LIPSCOMB	16-6	W
PENN STATE	7-3	W
PENN STATE	10-6	W
MERCER	5-3	W
MERCER	1-6	L
MERCER	3-1	W
at Southeastern La.	3-4	L
at Southeastern La.	1-5	L
* at LSU	2-3 (10)	L
* at LSU	3-4	L
* at LSU	7-1	W
* ARKANSAS	11-2	W
* ARKANSAS	0-8	L
* ARKANSAS	5-8 (11)	L
ALCORN STATE	6-2	W
* at Auburn	5-3	W
* at Auburn	6-10	L
* at Auburn	2-8	L
* VANDERBILT	7-4	W
* VANDERBILT	3-4 (12)	L
* VANDERBILT	8-7	W
SOUTH ALABAMA	2-0 (12)	W
* at South Carolina	6-7	L
* at South Carolina	3-5	L
* at South Carolina	4-6	L
^ vs. Ole Miss	3-6	L
* TENNESSEE	2-1 (11)	W
* TENNESSEE	7-1	W
* TENNESSEE	3-2 (14)	W

^ vs. Southern Miss	5-0	W
* OLE MISS	4-0	W
* OLE MISS	2-6	L
* OLE MISS	4-2	W
* at Alabama	3-1	W
* at Alabama	3-2	W
* at Alabama	7-8	L
MISSISSIPPI VALLEY STATE	6-3	W
* at Florida	1-4	L
* at Florida	2-0	W
* at Florida	1-2	L
CENTRAL ARKANSAS	0-2	L
* KENTUCKY	3-1	W
* KENTUCKY	4-3	W
* KENTUCKY	11-3	W
\$ vs. Arkansas	9-1	W
\$ vs. LSU	3-2	W
\$ vs. Kentucky	1-5	L
\$ vs. LSU	4-3 (10)	W
\$ vs. Kentucky	2-1	W
\$ vs. Vanderbilt	3-0	W
# vs. Samford	0-5	L
# vs. UAB	8-1	W
# vs. Samford	2-3	L
^ Played in Pearl, Miss.		
\$ SEC Tournament (Hoover, Ala. - 1st)		
# NCAA Tallahassee Regional (Tallahassee, Fla. - 3rd)		

2013 51-20 (16-14 SEC) NCAA College World Series Finalist NCAA Charlottesville Super Regional Champion NCAA Starkville Regional Champion Head Coach: John Cohen

Opponent	Score	W/L
PORTLAND	16-1	W
PORTLAND	2-1	W
PORTLAND	7-1	W
PORTLAND	6-0	W
GRAMBLING STATE	2-0	W
@PURDUE	3-2	W
@SAMFORD	8-2	W
@PURDUE	7-6	W
@SAMFORD	8-1	W
RHODE ISLAND	13-2	W
RHODE ISLAND	17-5	W
SAINT JOSEPH'S	10-0	W
SAINT JOSEPH'S	4-1	W
SAINT JOSEPH'S	3-2	W
SAINT JOSEPH'S	2-0	W
MISS. VALLEY STATE	14-2	W
CENTRAL ARKANSAS	4-2	W
CENTRAL ARKANSAS	5-7 (10)	L
CENTRAL ARKANSAS	3-7	L
^ vs Southern Miss	13-5	W
LSU	4-6 (10)	L
LSU	3-7	L
LSU	10-2	W
ALCORN STATE	7-6	W
at Kentucky	8-4	W
at Kentucky	2-3	L
at Kentucky	3-4	L
AUSTIN PEAY	13-5	W
at Arkansas	4-5	L
at Arkansas	4-1	W
at Arkansas	1-3	L
at South Alabama	6-4	W
FLORIDA	7-3	W
FLORIDA	2-0	W
FLORIDA	3-8	L

^ vs Ole Miss	5-1	W
at Texas A&M	3-2	W
at Texas A&M	9-3	W
at Texas A&M	15-4	W
AUBURN	6-3	W
AUBURN	1-3	L
AUBURN	6-0	W
at Memphis	12-1	W
at Vanderbilt	1-3	L
at Vanderbilt	2-5	L
at Vanderbilt	3-8	L
ALABAMA	10-6	W
ALABAMA	5-4 (10)	W
ALABAMA	7-6 (11)	W
at Ole Miss	0-3	L
at Ole Miss	8-10	L
at Ole Miss	7-6	W
ORAL ROBERTS	3-2	W
SOUTH CAROLINA	5-4	W
SOUTH CAROLINA	3-5 (10)	L
SOUTH CAROLINA	7-2	W
\$ vs Missouri	2-1 (17)	W
\$ vs #South Carolina	5-3	W
\$ vs Texas A&M	6-4	W
\$ vs Vanderbilt	8-16	L
# CENTRAL ARKANSAS	5-3	W
# SOUTH ALABAMA	6-2	W
# CENTRAL ARKANSAS	2-5	L
# CENTRAL ARKANSAS	6-1	W
%at Virginia	11-6	W
%at Virginia	6-5	W
+ vs Oregon State	5-4	W
+ vs Indiana	5-4	W
+ vs Oregon State	4-1	W
+ vs UCLA	1-3	L
+ vs UCLA	0-8	L
@Diamond Classic (Starkville, Miss.)		
^ Played in Pearl, Miss.		
\$ SEC Tournament (Hoover, Ala. - 4th)		
# NCAA Starkville Regional (Starkville, Miss. - 1st)		
% NCAA Charlottesville Super Regional (Charlottesville, Va. - 1st)		
+ NCAA College World Series (Omaha, Neb. - 2nd)		



ALL-TIME SERIES RECORDS

OPPONENT	SERIES W-L-T	FIRST GAME	LAST GAME	OPPONENT	SERIES W-L-T	FIRST GAME	LAST GAME
Air Force	2-1		2008	Grambling State	1-0		2013
Akron	2-0		2011	Grand Canyon	2-0		1981
Alabama	185-207-4	1896	2013	Hawaii	6-9	1979	2009
Alabama A&M	1-0	2011		Hawaii-Hilo	4-1	1985	1989
Albion	2-0		1972	Hofstra	0-0		2014
Alcorn State	12-0	1993	2013	Holy Cross	0-0		2014
Arizona	8-3	1978	2006	Illinois	15-28-5	1913	2004
Arizona State	0-1		1981	Illinois State	3-0	1940	1990
Arkansas	46-39	1960	2013	Illinois Wesleyan	14-1	1950	1969
Arkansas-Little Rock	7-1	1999	2008	Indiana	1-0		2013
Arkansas State	41-8	1958	2006	Indiana State	6-1	1969	1989
Athens (Ala.) College	2-0		1973	Iowa	4-3	1926	2011
Auburn	94-87-1	1908	2013	Iowa State	2-0		1971
Auburn-Montgomery	2-0		1991	Jackson (Miss.)	6-0	1902	1983
Austin Peay	5-2	2005	2013	Jackson State	50-8	1976	2010
Baylor	4-6	1925	2008	Jacksonville (Ala.) State	11-0	1996	2007
Belhaven College	7-1	1989	1997	Jefferson Military Academy	12-2	1899	1907
Belmont	2-1		2011	Jersey City (N.J.)	1-0		1928
Birmingham-Southern	36-10	1910	2006	Kansas	5-0	1968	2012
Bradley	1-1		1946	Kansas State	1-0		1986
BYU	1-3	1967	1990	Kent State	2-0		2001
Brooksville (Miss.)	10-0	1885	1896	Kentucky	58-35	1925	2013
California Riverside	2-0	1967	1968	Lamar	2-0		2011
Cal Santa Barbara	1-0		1996	Lincoln Memorial	1-0		1989
Cal State Fullerton	1-5	1979	2001	Lipscomb	6-0	2003	2012
Cal State Northridge	0-1		1996	Livingston (West Ala.)	31-3	1974	2002
Central Arkansas	3-4	2012	2013	Long Beach State	0-1		1993
Chamberlain Hunt Academy	3-0	1903	1906	Louisiana College	4-0	1973	1974
Christian Brothers	3-1	1970	1973	LSU	205-170-1	1907	2013
Clemson	5-8	1965	2007	Louisiana Tech	36-14-1	1905	2006
Columbus (Miss.)	18-1	1885	1913	Louisiana-Monroe	26-7	1958	2009
Connecticut	4-0	2003	2012	Louisville	1-1	1994	2007
Cumberland	11-3	1909	1988	Loyola (New Orleans)	5-4	1955	1971
Dallas Baptist	1-0		2007	Loyola Marymount	2-1	2002	
Delaware	1-0		2001	Marion (Ala.) InState	6-2-1	1908	1914
Delta State	32-9	1949	1997	Marist College	3-0	2006	
Drury	3-0		1908	Maryland	2-1		1970
Duquesne	2-0		1996	McMurray College	1-1		1973
Duke	0-2	1953		Memphis	52-22	1950	2013
East Carolina	1-0		1970	Mercer	8-7-1	1908	2012
Eastern Kentucky	4-0	1984	1989	Meridian (Miss.)	3-7	1906	1929
Eastern Illinois	3-0	2005	2011	Miami (Fla.)	1-1	1971	1985
East Tennessee State	6-0	1981	2003	Miami (Ohio)	0-1		1974
Elon	1-1		2006	Michigan	3-3	1924	2007
Florida	42-59	1923	2013	Michigan State	2-1	1931	2010
Florida Atlantic	2-0		2005	Middle Tennessee State	4-2	1988	2009
Florida State	6-7	1964	2007	Millsaps	16-1	1911	1995
George Washington	1-0		1989	Minnesota	9-5	1936	1995
Georgia	40-44	1915	2011	Mississippi College	116-23-1	1902	1995
Georgia Southern	1-0		1990	Mississippi Valley State	24-0	1994	2013
Georgia State	4-0	1972	2011	Missouri	2-0	2003	2013
Georgia Tech	8-3	1914	2011	Missouri Baptist	5-0	1978	1980

ALL-TIME SERIES RECORDS



OPPONENT	SERIES W-L-T	FIRST GAME	LAST GAME	OPPONENT	SERIES W-L-T	FIRST GAME	LAST GAME
Morehead State	2-0		2003	Southeastern Louisiana	9-5	1957	2012
Mount State Mary's	0-0		2014	Southern Illinois	0-0		2014
Murray State	5-0	1979	2007	South Alabama University	7-4	1905	1910
Nashville	4-0	1904	1909	Southern California	1-5	1999	2004
Nashville Volunteers	1-1		1933	Southern Methodist	2-0		1925
Nebraska	2-0		1999	Southern Miss	78-36	1947	2013
UNLV	2-0		1981	Southwest Missouri State	1-0		1991
New Orleans	41-21	1970	2005	Southwestern (Memphis)	13-4	1903	1912
Nicholls State	7-0	1964	2009	Southwestern Baptist	2-1		1905
North Alabama	6-2	1986	1994	Southwestern Louisiana	1-1		1991
North Carolina	1-4	1966	2007	Spring Hill	3-1	1922	1926
North Carolina-Charlotte	2-0		1999	Stanford	0-2	1990	1996
North Carolina State	1-0		1987	Starkville (Miss.)	1-1		1903
North Florida	3-2	2008	2009	Stetson	1-0		2007
Northern Illinois	4-1	1954	2009	Tennessee	53-25	1917	2012
North Park College	2-0		1972	Tennessee-Martin	8-0	2000	2006
Northwestern	4-1	1937	1939	Tennessee Tech	4-0	1997	2004
Northwestern State	8-0	1951	2011	Texas	4-5	1922	1985
Notre Dame	2-4	1993	2001	Texas A&M	9-6	1907	2013
Oglethorpe	2-2	1921	1922	Texas A&M-Corpus Christi	1-1		2010
Ohio State	4-3-1	1967	2002	Texas Tech	0-2		2004
Oklahoma	1-2	1992	2010	Towson State	1-0		1991
Oklahoma State	1-1	1981	1985	Troy	2-0		2007
Ole Miss	242-199-5	1893	2013	Tulane	75-31-2	1904	1998
Oral Roberts	1-0		2013	Tulsa	0-1		1971
Oregon	0-1		1968	UAB	33-10	1982	2012
Oregon State	2-0		2013	Union (Tenn.)	3-1	1980	1986
Ouachita	4-4	1906	1914	UCLA	1-6	1967	2013
Pan American	2-0	1978	1983	Valparaiso	2-0		2009
Penn State	2-0		2012	Vanderbilt	65-43-1	1913	2013
Pepperdine	0-1		1979	Virginia	2-0		2013
Pittsburgh	1-0		1968	Wake Forest	0-1		1949
Portland	4-0		2013	Washington	4-1	1967	1998
Purdue	4-0	1936	2013	Washington State	2-1		2012
Quincy College	2-0		1986	Western Carolina	2-1	1987	1989
Rhode Island	5-0	2010	2013	Western Illinois	3-0		1975
Rice	1-0		1998	Western Kentucky	2-0	2004	2010
Richmond	1-0		1949	West Florida	2-1	1982	1983
Rollins	1-0		1953	West Point (Miss.)	10-0	1886	1891
State Francis (Ill.)	0-1		1984	West Virginia	1-0		1985
State Olaf (Minn.)	13-0	1972	1984	Wheaton	2-0		1951
State Thomas Hall	1-0		1897	Wichita State	1-0		1981
Sacred Heart	2-1		2011	William Carey	32-7	1976	1998
Saint Joseph's	4-0		2013	Winthrop	2-2	1995	2007
Samford	32-10	1909	2013	Wisconsin	10-1-1	1922	1949
San Francisco	1-0		2007	Wisconsin State	2-0		1972
Siena College	2-0		1999	Wyoming	1-0		1967
University of the South	10-1-1	1915	1927	Yale	1-0		1967
South Alabama	43-24	1976	2013				
South Carolina	29-36	1981	2013				
South Florida	2-1		1999				
Southeast Missouri	4-0	1997	2010				

BOLD = 2014 OPPONENTS

SEC PLAYOFFS & SEC TOURNAMENT

SEC PLAYOFFS

1948	3-0 (1st)
vs. Auburn	6-2 W
vs. Auburn	8-5 W
vs. Auburn	4-3 W

1949	3-1 (1st)
KENTUCKY	6-3 W
KENTUCKY	9-2 W
at Kentucky	2-3 L
at Kentucky	7-5 W

1953	0-2 (2nd)
vs. Georgia	1-3 L
vs. Georgia	0-1 L

1962	1-2 (2nd)
at Florida	3-8 L
FLORIDA	3-2 W
FLORIDA	7-8 L

1965	2-1 (1st)
AUBURN	10-1 W
at Auburn	2-3 L
at Auburn	2-1 W

1966	2-0 (1st)
at Tennessee	7-4 W
TENNESSEE	9-3 W

1970	2-1 (1st)
at Tennessee	4-8 L
TENNESSEE	4-3 W
TENNESSEE	1-0 W

1971	2-0 (1st)
VANDERBILT	5-1 W
at Vanderbilt	3-1 W

NOTE: Mississippi State compiled a 15-7 record in the SEC's two-team playoff format utilized until the adoption of the tournament format in 1977. The record is not reflected in MSU's all-time SEC Tournament Record.

SEC TOURNAMENT

FOUR-TEAM FORMAT

1977	Oxford, Miss.	1-2 (3rd)
vs. Florida	1-3	L
vs. Vanderbilt	15-2	W
at Ole Miss	3-11	L

1978	Gainesville, Fla.	3-2 (2nd)
at Florida	8-3	W
vs. Auburn	7-10	L
vs. Georgia	9-3	W
vs. Auburn	3-2	W
vs. Auburn	5-8	L

1979	Starkville, Miss.	3-0 (1st)
KENTUCKY	6-5	W
LSU	12-5	W
FLORIDA	12-11	W

1981	Starkville, Miss.	1-2 (3rd)
KENTUCKY	3-2	W
FLORIDA	3-8	L
KENTUCKY	2-3	L

1983	Starkville, Miss.	2-2 (2nd)
TENNESSEE	11-20	L
FLORIDA	5-3	W
TENNESSEE	9-4	W
ALABAMA	9-10	L

1984	Gainesville, Fla.	1-2 (3rd)
vs. Tennessee	11-13	L
vs. Alabama	8-4	W
vs. Tennessee	3-8	L

1985	Baton Rouge, La.	3-0 (1st)
vs. Florida	8-3	W
vs. Georgia	2-0	W
vs. Georgia	8-3	W

SIX-TEAM FORMAT

1987	Athens, Ga.	4-0 (1st)
at Georgia	6-5	W
vs. Florida	5-4	W
vs. Auburn	4-3	W
vs. LSU	13-3	W

1988	Starkville, Miss.	3-2 (2nd)
AUBURN	10-7	W
KENTUCKY	6-5	W
GEORGIA	4-2	W
FLORIDA	1-3	L
FLORIDA	3-5	L

1989	Gainesville, Fla.	1-2 (T-4th)
vs. Auburn	3-5	L
vs. Alabama	11-10	W
vs. Georgia	6-15	L

1990	Hoover, Ala.	4-1 (T-1st)
vs. Auburn	16-2	W
vs. LSU	8-17	L
vs. Florida	8-2	W
vs. Vanderbilt	17-9	W
vs. LSU	3-1	W

1991	Baton Rouge, La.	2-2 (3rd)
vs. Alabama	15-10	W
at LSU	2-8	L
vs. Auburn	1-0	W
at LSU	4-9	L

EIGHT-TEAM FORMAT

1992	New Orleans, La.	1-2 (5th)
vs. Georgia	4-6	L
vs. Auburn	4-1	W
vs. Georgia	3-6	L

SIX-TEAM FORMAT

1993	Baton Rouge, La.	3-2 (2nd)
vs. Arkansas	2-5	L
at LSU	5-3	W
vs. Ole Miss	3-2	W
vs. Auburn	13-10	W
at LSU	3-7	L

1994	Oxford, Miss.	2-2 (3rd)
at Ole Miss	4-1	W
vs. Auburn	1-2	L
at Ole Miss	10-2	W
vs. Auburn	5-9	L

1995	Starkville, Miss.	1-2 (5th)
AUBURN	1-0	W
LSU	6-14	L
ALABAMA	3-6	L

EIGHT-TEAM FORMAT

1996	Hoover, Ala.	1-2 (5th)
vs. Vanderbilt	8-5	W
vs. Florida	5-6 (10)	L
vs. Kentucky	1-4	L

1997	Columbus, Ga.	1-2 (5th)
vs. South Carolina	12-9	W
vs. Alabama	3-16	L
vs. Auburn	4-5	L

1998	Hoover, Ala.	2-2 (4th)
vs. South Carolina	9-8	W
vs. Arkansas	3-10	L
vs. LSU	7-5	W
vs. Arkansas	3-7	L

1999	Hoover, Ala.	2-2 (4th)
vs. South Carolina	7-5 (10)	W
vs. Alabama	3-4	L
vs. Ole Miss	2-0	W
vs. Alabama	11-12	L

2000	Hoover, Ala.	0-2 (T-7th)
vs. Alabama	3-9	L
vs. Georgia	0-5	L

SEC TOURNAMENT

2001	Hoover, Ala.	4-1 (1st)
vs. South Carolina	2-1	W
vs. Georgia	8-4	W
vs. South Carolina	6-7	L
vs. South Carolina	1-0	W
vs. LSU	4-1	W

2002	Hoover, Ala.	1-2 (5th)
vs. Alabama	2-12	L
vs. Georgia	10-3	W
vs. Florida	0-5	L

2003	Hoover, Ala.	2-2 (4th)
vs. Ole Miss	5-4 (12)	W
vs. LSU	2-7	L
vs. Ole Miss	4-1	W
vs. LSU	5-17	L

2005	Hoover, Ala.	4-0 (1st)
vs. LSU	9-2	W
vs. South Carolina	6-2	W
vs. Tennessee	3-2	W
vs. Ole Miss	4-1	W

2007	Hoover, Ala.	0-2 (T-7th)
vs. Ole Miss	1-3	L
vs. Vanderbilt	2-3	L

2011	Hoover, Ala.	0-2 (T-7th)
vs. Florida	5-7	L
vs. Arkansas	2-7	L

10-TEAM FORMAT

2012	Hoover, Ala.	5-1 (1st)
vs. Arkansas	9-1	W
vs. LSU	3-2	W
vs. Kentucky	1-5	L
vs. LSU	4-3 (10)	W
vs. Kentucky	2-1	W
vs. Vanderbilt	3-0	W

12-TEAM FORMAT

2013	Hoover, Ala.	3-1 (T-3rd)
vs. Missouri	2-1 (17)	W
vs. South Carolina	5-3	W
vs. Texas A&M	6-4	W
vs. Vanderbilt	8-16	L

SEC ALL-TOURNAMENT SELECTIONS (67)

YEAR	POS.	PLAYER
1978	C	Russ Aldrich
	OF	Del Bender
	P	Jack Lazorko
	3B	John McDonald
1979	OF	Mike Kelley*
	OF	Bob Kocol
	P	Ken Kurtz
	C	John McDonald
	1B	Tim Weisheim
1981	OF	Mark Gillaspie
	UT	Dave Klipstein
	P	Don Mundie
	3B	Lou Sottile
1983	P	Jeff Brantley
	OF	Rafael Palmeiro
	SS	Bob Parker
	2B	Pete White
1984	SS	Bob Parker
	DH	Bobby Thigpen
1985	P	Jeff Brantley
	C	Roark McDonald
	P	Gene Morgan*
	3B	John Scott
	2B	Gator Thiesen
	OF	Bobby Thigpen
	OF	Dan Van Cleve
1987	P	Terry Ellis
	DH	Richie Grayum
	OF	Jody Hurst
	1B	John Mitchell
	OF	Dan Paradoa*
1988	SS	Brad Hildreth
	1B	Tommy Raffo
	C	Barry Winford

YEAR	POS.	PLAYER
1990	P	Jon Harden*
	3B	Burke Masters
	OF	David Mitchell
	2B	Scott Mitchell
	1B	Tommy Raffo
	P	Bobby Reed
1991	3B	Chuck Daniel
	2B	Paul Petrulis
	P	B.J. Wallace
1993	DH	Steve Hegan
	P	Gary Rath
	OF	Ricky Joe Redd
1994	OF	Ricky Joe Redd
1995	P	Eric DuBose
1996	SS	Brad Freeman
1999	P	Tanner Brock
	DH	Travis Chapman
	OF	Jamie Rock
2001	DH	Jon Knott
	P	Brandon Medders
	OF	Josh West
	P	Chris Young*
2003	2B	Thomas Berkery
	P	Jamie Gant
	3B	Steve Gendron
2005	OF	Jeff Butts*
	P	Todd Doolittle
	2B	Jeffrey Rea
2012	SS	Adam Frazier *
	OF	Demarcus Henderson
	P	Jonathan Holder
2013	SS	Adam Frazier
	OF	Hunter Renfroe

* NAMED MVP

MSU VS. OPPONENTS ALL-TIME IN THE SEC TOURNAMENT

OPPONENT	W-L	OPPONENT	W-L
Alabama	3-7	Ole Miss	7-2
Arkansas	1-4	Missouri	1-0
Auburn	8-6	South Carolina	7-1
Florida	6-7	Tennessee	2-3
Georgia	7-4	Texas A&M	1-0
Kentucky	4-3	Vanderbilt	4-2
LSU	9-7	29 APPEARANCES	60-46



A team hotter than the weather, 21st-ranked Mississippi State shut out Vanderbilt 3-0 in the final of the 2012 SEC Tournament to claim the school's seventh conference tournament title before a Maroon-dominated 12,526 cowbell-clanging fans at Regions Park. Playing six afternoon games in the tournament's new 10-team format, MSU won five tourney games for the first time. The Bulldogs won the tournament title for a fourth time in Hoover, Ala., and by shut out for the first time. State's tournament triumph was the first since a 4-1 win over Ole Miss to grab the 2005 championship.



NCAA TOURNAMENT

1949 NCAA District III Tournament		
Charlotte, N.C.		
vs. Richmond	2-0	W
vs. Wake Forest	3-4	L
vs. Kentucky	2-5	L

1953 NCAA District III Tournament		
Durham, N.C.		
at Duke	3-9	L
vs. Rollins	6-5	W
at Duke	4-5	L

1965 NCAA District III Tournament		
Gastonia, N.C.		
vs. Florida State	6-3	W
vs. Furman	2-5	L
vs. Florida State	2-6	L

1966 NCAA District III Tournament		
Gastonia, N.C.		
vs. Florida State	4-3	W
vs. North Carolina	4-5	L
vs. Florida State	0-7	L

1970 NCAA District III Tournament		
Gastonia, N.C.		
vs. Maryland	2-3	L
vs. East Carolina	12-6	W
vs. Maryland	8-4	W
vs. Florida State	4-5	L

1971 NCAA District III Tournament		
Gastonia, N.C.		
vs. Maryland	2-1	W
vs. Miami (Fla.)	7-3	W
vs. Georgia Tech	8-20	L
vs. Georgia Tech	5-2	W

1978 NCAA South Central Regional		
Arlington, Texas		
vs. Baylor	0-3	L
vs. Louisiana Tech	6-5	W
vs. Pan American	7-5	W
vs. Baylor	3-6	L

1979 NCAA South Regional		
Starkville, Miss.		
NEW ORLEANS	11-13	L
TULANE	12-4	W
NEW ORLEANS	13-10	W
MURRAY STATE	8-6	W
MURRAY STATE	18-8	W

1981 NCAA Atlantic Regional		
Clemson, S.C.		
vs. East Tennessee State	7-6	W
vs. Wichita State	5-1	W
vs. East Tennessee State	6-5	W

1983 NCAA Central Regional		
Austin, Texas		
vs. Tulane	4-2	W
at Texas	6-2	W
vs. Pan American	7-5	W
at Texas	0-7	L
at Texas	3-12	L

1984 South II Regional		
Starkville, Miss.		
SOUTH CAROLINA	1-4	L
NEW ORLEANS	11-4	W
EASTERN KENTUCKY	13-8	W
SOUTH CAROLINA	18-9	W
NEW ORLEANS	3-6	L

1985 South I Regional		
Starkville, Miss.		
WEST VIRGINIA	10-1	W
NEW ORLEANS	8-4	W
MICHIGAN	6-14	L
MICHIGAN	19-8	W

1987 Midwest Regional		
Starkville, Miss.		
N.C. STATE	10-6	W
TEXAS A&M	4-7	L
WESTERN CAROLINA	1-8	L

1988 South Regional		
Starkville, Miss.		
WESTERN CAROLINA	7-4	W
CAL STATE FULLERTON	1-5	L
MIDDLE TENNESSEE ST.	12-4	W
CAL STATE FULLERTON	3-5	L

1989 South Regional		
Starkville, Miss.		
WESTERN CAROLINA	8-0	W
NICHOLLS STATE	11-2	W
NORTH CAROLINA	1-2	L
INDIANA STATE	11-2	W
NORTH CAROLINA	6-0	W
NORTH CAROLINA	1-7	L

1990 South II Regional		
Starkville, Miss.		
BYU	16-5	W
ILLINOIS	5-3	W
FLORIDA STATE	11-8	W
FLORIDA STATE	9-11	L
FLORIDA STATE	4-3	W

1991 Northeast Regional		
Orono, Maine		
vs. Towson State	10-4	W
at Maine	6-5	W
vs. Clemson	9-10	L
at Maine	5-8	L

1992 Midwest Regional		
Starkville, Miss.		
NICHOLLS STATE	1-0	W
OKLAHOMA	9-6	W
OKLAHOMA	6-10	L
UCLA	2-3	L

1993 East Regional		
Tallahassee, Fla.		
vs. Notre Dame	1-15	L
vs. Long Beach State	1-2	L

1996 West Regional		
Stanford, Calif.		
vs. UC Santa Barbara	6-2	W
at Stanford	6-8	L
at Cal State Northridge	19-20	L

1997 Mideast Regional		
Starkville, Miss.		
OHIO STATE	8-5	W
WASHINGTON	4-5	L
TENNESSEE TECH	25-5	W
GEORGIA TECH	10-2	W
WASHINGTON	7-5	W
WASHINGTON	4-3	W

1998 Central Regional		
College Station, Texas		
vs. Washington	7-6	W
at Texas A&M	3-4	L
vs. Rice	15-14	W
at Texas A&M	10-9	W
at Texas A&M	11-5	W

1999 Columbus Regional		
Columbus, Ohio		
vs. Nebraska	18-14	W
at Ohio State	3-6	L
vs. Nebraska	13-7	W
at Ohio State	7-10	L

2000 Starkville Regional		
Starkville, Miss.		
SOUTH ALABAMA	9-2	W
NOTRE DAME	9-1	W
NOTRE DAME	0-7	L
NOTRE DAME	10-9	W

2000 Clemson Super Regional		
Clemson, S.C.		
at Clemson	4-11	L
at Clemson	4-9	L

2001 Columbus Regional		
Columbus, Ohio		
vs. Kent State	9-8 (10)	W
vs. Delaware	4-3	W
vs. Kent State	14-4	W

2001 Fullerton Super Regional		
Fullerton, Calif.		
at Cal State Fullerton	2-13	L
at Cal State Fullerton	3-9	L

2003 Starkville Regional		
Starkville, Miss.		
MIDDLE TENNESSEE ST.	10-4	W
NORTH CAROLINA	5-10	L
MISSOURI	10-5	W
NORTH CAROLINA	6-8 (11)	L

2004 Atlanta Regional		
Atlanta, Ga.		
vs. Texas Tech	6-10	L
vs. Jacksonville State	7-6	W
vs. Texas Tech	7-17	L

2005 Coral Gables Regional

Coral Gables, Fla. 2-2 (2nd)		
vs. Florida Atlantic	13-2	W
at Miami	1-4	L
vs. Florida Atlantic	8-4	W
at Miami	4-10	L

2006 Clemson Regional

Clemson, S.C. 2-2 (2nd)		
vs. Elon	4-5	L
vs. UNC Asheville	5-4	W
vs. Elon	12-3	W
at Clemson	6-8	L

2007 Tallahassee Regional

Tallahassee, Fla. 3-0 (1st)		
vs. Stetson	6-3	W
at Florida State	3-0	W
at Florida State	9-4	W

2007 Starkville Super Regional

Starkville, Miss. 2-0		
CLEMSON	8-6	W
CLEMSON	8-5	W

2011 Atlanta Regional

Atlanta, Ga. 3-0 (1st)		
vs. Southern Miss	3-0	W
vs. Austin Peay	8-3	W
at Georgia Tech	7-3	W

2011 Gainesville Super Regional

Gainesville, Fla. 1-2		
at Florida	1-11	L
at Florida	4-3	W
at Florida	6-8	L

2012 Tallahassee Regional

Tallahassee, Fla. 1-2 (3rd)		
vs. Samford	0-5	L
vs. UAB	8-1	W
vs. Samford	2-3	L

2013 Starkville Regional

Starkville, Miss. 3-1 (1st)		
CENTRAL ARKANSAS	5-3	W
SOUTH ALABAMA	6-2	W
CENTRAL ARKANSAS	2-5	L
CENTRAL ARKANSAS	6-1	W

2013 Charlottesville Super Regional

Charlottesville, Va. 2-0		
at Virginia	11-6	W
at Virginia	6-5	W

NCAA REGIONAL ALL-TOURNAMENT SELECTIONS (98)

YEAR	POS.	PLAYER	YEAR	POS.	PLAYER
1978	CF	Mike Kelley	1998	OF	Brooks Bryan*
	1B	Tim Weisheim		1B	Richard Lee
1979	SS	Boyd Conner	1999	SS	Travis Chapman
	OF	Mike Kelley		OF	Brian Wiese
	C	John McDonald*		1B	Cliff Wren
	UT	Larry Pavlou	2000	3B	Travis Chapman
1981	P	Steve D'Ercole*		P	Mark Freed
	OF	Mark Gillaspie		OF	Shane Kelly
	C	Terry Loe		DH	Ty Martin*
	OF	Brad Winkler		OF	Phillip Willingham
1983	OF	Brad Winkler		2B	Daron Wright
1984	1B	Will Clark	2001	1B	Matthew Brinson*
	OF	Bobby Locke		3B	Steve Gendron
	OF	Rafael Palmeiro		P	Paul Maholm
	OF	Dan Van Cleave		OF	Casey Long
1985	P	Jeff Brantley*	2003	OF	Brad Corley
	1B	Will Clark		P	Jamie Gant
	C	Roark McDonald		3B	Steve Gendron
	P	Gene Morgan		DH	Robby Goodson
	OF	Rafael Palmeiro		SS	Matthew Maniscalco
	2B	Gator Thiesen		C	Craig Tatum
	OF	Dan Van Cleave	2004	OF	Joseph Hunter
1987	2B	Burke Masters	2005	OF	Jeff Butts
	1B	John Mitchell		OF	Brad Corley
	SS	Brad Hildreth	2006	DH	Brian LaNinfa
1988	OF	Jody Hurst		C	Joseph McCaskill
	C	Barry Winford		OF	Mitch Moreland
1989	OF	Tracy Echols		P	Justin Pigott
	DH	Burke Masters	2007	3B	Russ Sneed
	1B	Tommy Raffo		2B	Brandon Turner
	P	Bobby Reed		OF	Jeffrey Rea
	C	Barry Winford		P	Justin Pigott*
	3B	Pete Young	2011	2B	Nick Vickerson
1990	OF	Tracy Echols		1B	Cody Freeman
	3B	Burke Masters*		OF	Brent Brownlee
	SS	Jon Shave		OF	C.T. Bradford*
	1B	Tommy Raffo		OF	Jaron Shepherd
	P	Bobby Reed		P	Evan Mitchell
1991	1B	Rob Norman		P	Nick Routt
1992	OF	Ron Brown	2012	1B	Wes Rea
	C	Matt Carpenter		2B	Matthew Britton
	SS	Paul Petrusis		SS	Adam Frazier
	P	B.J. Wallace*		C	Mitch Slauter
1996	1B	Richard Lee	2013	3B	Alex Detz*
1997	OF	Brooks Bryan		P	Chad Girodo
	2B	Travis Chapman		2B	Brett Pirtle
	P	Eric DuBose*		1B	Wes Rea
	C	Barry Patton		OF	Hunter Renfro
	3B	Adam Piatt			
	OF	Rusty Thoms			

* NAMED MVP

79 Players on NCAA All-Tournament Teams

98 NCAA All-Tournament Selections

14 Players Named To Two Separate Teams

12 Players Named Regional MVP

2 Players Named To Three Separate Teams:

Burke Masters: 1987, 1989, 1990

Travis Chapman: 1997, 1999, 2000



NCAA TOURNAMENT

BY THE NUMBERS

Tournament Appearances:	33
Tournament Record:	92-74 (.554)
College World Series Appearances:	9
Best College World Series Finish:	2013 (Finalist)
College World Series Record:	10-18 (.357)
Super Regional Appearances:	5
Super Regional Titles:	2
Super Regional Record:	5-6 (.455)

Regional Appearances:	27
Regional Titles:	11
Regional Record:	68-39 (.636)
District III Appearances:	6
District III Titles:	1
District III Record:	9-11 (.450)

ALL-TIME VS. OPPONENTS IN NCAA TOURNAMENT

OPPONENT	RECORD
Alabama	0-2
Arizona State	0-1
Arkansas	1-0
Austin Peay	1-0
Baylor	0-2
BYU	1-1
Cal State Fullerton	1-4
Cal State Northridge	0-1
Cal Santa Barbara	1-0
Central Arkansas	2-1
Clemson	2-4
Delaware	1-0
Duke	0-2
East Carolina	1-0
Eastern Kentucky	1-0
East Tennessee State	2-0
Elon	1-1
Florida	2-2
Florida Atlantic	2-0
Florida State	6-4
Furman	0-1
Georgia	0-1

OPPONENT	RECORD
Georgia Southern	1-0
Georgia Tech	3-1
Illinois	1-0
Indiana	1-0
Indiana State	1-0
Jacksonville State	1-0
Kent State	2-0
Kentucky	0-1
Long Beach State	0-1
Louisiana Tech	1-0
Louisville	0-1
LSU	0-1
Maine	1-1
Maryland	2-1
Miami	1-3
Michigan	2-1
Middle Tennessee State	2-0
Missouri	1-0
Murray State	2-0
Nebraska	2-0
New Orleans	3-2
Nicholls State	2-0

OPPONENT	RECORD
North Carolina	1-6
UNC-Asheville	1-0
N.C. State	1-0
Notre Dame	2-2
Ohio State	1-2
Oklahoma	1-1
Oklahoma State	1-0
Oregon State	2-0
Pan American	2-0
Pepperdine	0-1
Rice	1-0
Richmond	1-0
Rollins	1-0
Samford	0-2
South Alabama	1-0
South Carolina	1-2
Southern Cal	0-1
Southern Miss	1-0
Stanford	0-2
Stetson	1-0
South Alabama	1-0
Tennessee Tech	1-0

OPPONENT	RECORD
Texas	1-4
Texas A&M	2-2
Texas Tech	0-2
Towson State	1-0
Tulane	2-0
Tulsa	0-1
UAB	1-0
UCLA	1-3
Virginia	2-0
Wake Forest	0-1
Washington	3-1
Western Carolina	2-1
West Virginia	1-0
Wichita State	1-0

80 DIFFERENT OPPONENTS

* Includes College World Series, Super Regionals, Regionals and District III Playoffs

ALL-TIME VS. OPPONENTS IN NCAA SUPER REGIONAL

OPPONENT	RECORD
Cal State Fullerton	0-2

OPPONENT	RECORD
Clemson	2-2

OPPONENT	RECORD
Florida	1-2

OPPONENT	RECORD
Virginia	2-0

4 DIFFERENT OPPONENTS

ALL-TIME VS. OPPONENTS IN NCAA REGIONAL

OPPONENT	RECORD
Austin Peay	1-0
Baylor	0-2
BYU	1-0
Austin Peay	1-0
Baylor	0-2
Cal State Fullerton	0-2
Cal State Northridge	0-1
Cal Santa Barbara	1-0
Central Arkansas	2-1
Clemson	0-2
Delaware	1-0
Eastern Kentucky	1-0
East Tennessee State	2-0
Elon	1-1
Florida Atlantic	2-0
Florida State	4-1

OPPONENT	RECORD
Georgia Tech	2-0
Illinois	1-0
Indiana State	1-0
Jacksonville State	1-0
Kent State	2-0
Long Beach State	0-1
Louisiana Tech	1-0
Maine	1-1
Miami	0-2
Michigan	1-1
Middle Tennessee State	2-0
Missouri	1-0
Murray State	2-0
Nebraska	2-0
New Orleans	3-2
Nicholls State	2-0

OPPONENT	RECORD
North Carolina	1-4
UNC-Asheville	1-0
N.C. State	1-0
Notre Dame	2-2
Ohio State	1-2
Oklahoma	1-1
Pan American	2-0
Rice	1-0
Samford	0-2
South Alabama	1-0
South Carolina	1-1
Southern Miss	1-0
Stanford	0-1
Stetson	1-0
South Alabama	1-0
Tennessee Tech	1-0

OPPONENT	RECORD
Texas	1-2
Texas A&M	2-2
Texas Tech	0-2
Towson State	1-0
Tulane	2-0
UAB	1-0
UCLA	0-1
Washington	3-1
Western Carolina	2-1
West Virginia	1-0
Wichita State	1-0

59 DIFFERENT OPPONENTS

ALL-TIME VS. OPPONENTS IN NCAA DISTRICT III PLAYOFFS

OPPONENT	RECORD
vs. Duke	0-2
vs. East Carolina	1-0
vs. Florida State	2-3
vs. Furman	0-1

OPPONENT	RECORD
vs. Georgia Tech	1-1
vs. Kentucky	0-1
vs. Maryland	2-1
vs. Miami	1-0

OPPONENT	RECORD
vs. North Carolina	0-1
vs. Richmond	1-0
vs. Rollins	1-0
vs. Wake Forest	0-1

12 DIFFERENT OPPONENTS

ALL-TIME VS. OPPONENTS IN COLLEGE WORLD SERIES

OPPONENT	RECORD
Alabama	0-2
Arkansas	1-0
Arizona State	0-1
BYU	0-1
Cal State Fullerton	1-0
Florida	1-0
Georgia	0-1

OPPONENT	RECORD
Georgia Southern	1-0
Indiana	1-0
LSU	0-1
Louisville	0-1
Miami	0-1
Michigan	1-0
North Carolina	0-1

OPPONENT	RECORD
Oklahoma State	1-0
Oregon State	2-0
Pepperdine	0-1
South Carolina	0-1
Southern Cal	0-1
Stanford	0-1
Texas	0-2

OPPONENT	RECORD
Tulsa	0-1
UCLA	1-2

23 DIFFERENT OPPONENTS

ALL-TIME COLLEGE WORLD SERIES RESULTS

1971 **0-2 (T-7th)**

Head Coach: Paul Gregory

Opponent	Score	W/L
vs. Tulsa	2-5	L
vs. BYU	1-3	L

1979 **1-2 (T-5th)**

Head Coach: Ron Polk

Opponent	Score	W/L
vs. Cal State Fullerton	6-1	W
vs. Texas	2-8	L
vs. Pepperdine	4-5	L

1981 **1-2 (T-5th)**

Head Coach: Ron Polk

Opponent	Score	W/L
vs. Michigan	4-0	W
vs. Arizona State	3-4	L
vs. South Carolina	5-6	L

1985 **2-2 (T-3rd)**

Head Coach: Ron Polk

Opponent	Score	W/L
vs. Oklahoma State	12-3	W
vs. Arkansas	5-4	W
vs. Texas	7-12	L
vs. Miami (Fla.)	5-6	L

1990 **1-2 (T-5th)**

Head Coach: Ron Polk

Opponent	Score	W/L
vs. Georgia	0-3	L
vs. Georgia Southern	15-1	W
vs. Stanford	1-6	L

1997 **1-2 (T-5th)**

Head Coach: Ron Polk

Opponent	Score	W/L
vs. Alabama	2-3	L
vs. UCLA	7-5	W
vs. Alabama	5-9	L

1998 **1-2 (T-5th)**

Head Coach: Pat McMahon

Opponent	Score	W/L
vs. Florida	14-13	W
vs. LSU	8-10	L
vs. Southern Cal	1-7	L

2007 **0-2 (T-7th)**

Head Coach: Ron Polk


Opponent	Score	W/L
vs. North Carolina	5-8	L
vs. Louisville	4-12	L

2013 **3-2 (2nd)**

Head Coach: John Cohen

Opponent	Score	W/L
vs. Oregon State	5-4	W
vs. Indiana	5-4	W
vs. Oregon State	4-1	W
vs. UCLA (CWS Finals)	1-3	L
vs. UCLA (CWS Finals)	0-8	L

1971
1981
1990
1998
2013



1979
1985
1997
2007





CWS LINE SCORES

1971 0-2 (T-7th)

Tulsa 5, Mississippi State 2 (June 11, 1971 at Omaha, Neb.)

Tulsa 000 200 201 - 5 10 3
Mississippi State 000 001 001 - 2 3 8

Pitchers: TULSA - Rogers; Butcher; Kluhr. MSU - Thompson; Irvin. Win-Rogers Save-Butcher Loss-Thompson T-2:13 A-5676 HR TULSA - Tabby; Bowling HR MSU - Still

Brigham Young 3, Mississippi State 1 (June 12, 1971 at Omaha, Neb.)

Mississippi State 000 010 000 - 1 10 2
Brigham Young 000 000 03X - 3 6 1

Pitchers: MSU - Proffitt; Irvin. Brigham Young - Dusek; Olsen; Cloward. Win-Dusek Save-Olsen Loss-Proffitt T-1:53 A-1,597 HR BYU - Cardon

1979 1-2 (T-5th)

Mississippi State 6, Cal State Fullerton 1 (June 3, 1979 at Omaha, Neb.)

Cal State Fullerton 000 000 001 - 1 5 3
Mississippi State 400 100 100 - 6 10 0

Pitchers: Cal State Fullerton - Navilhon; Hudson; Kingsolver. MSU - Kurtz; McDonald. Win-Kurtz Loss-Navilhon T-2:26 A-11,047

Texas 8, Mississippi State 2 (June 3, 1979 at Omaha, Neb.)

Mississippi State 020 000 000 - 2 5 1
Texas 000 250 100 - 8 13 2

Pitchers: MSU - Cread; Cliburn; McDonald. Texas - Wright; Shanon. Win-Wright Loss-Mundie T-2:20 A-11,659 HR TEXAS - Tjader

Pepperdine 5, Mississippi State 4 (June 4, 1979 at Omaha, Neb.)

Pepperdine 002 000 020 1 - 5 8 1
Mississippi State 002 002 000 0 - 4 6 0

Pitchers: Pepperdine - Kurtz; Elser; Fick. MSU - Reagan; Cliburn; Kurtz; McDonald. Win-Elser (5-1) Loss-Kurtz (12-2) T-2:53 A-7,881

1981 1-2 (T-5th)

Mississippi State 4, Michigan 0 (May 30, 1981 at Omaha, Nebraska)

Michigan 000 000 000 - 0 6 1
Mississippi State 000 030 100 - 4 6 2

Pitchers: Michigan - Elam; Ontiveros; Hool. MSU - Mundie; Loe. Win-Mundie (14-4) Loss-Elam (11-3) T-1:57 A-12,000 HR MSU - Gillespie

Arizona State 4, Mississippi State 3 (June 2, 1981 at Omaha, Nebraska)

Mississippi State 003 000 000 - 3 5 2
Arizona State 010 300 000 - 4 8 2

Pitchers: MSU - Susce; Loe. ASU - Newman; Dukes; Wilson. Win-Dukes (7-2) Loss-Susce (11-5) T-2:15 A-10,589 HR ASU - Soddors

South Carolina 6, Mississippi State 5 (June 4, 1981 at Omaha, Nebraska)

South Carolina 114 000 000 - 6 10 2
Mississippi State 000 200 300 - 5 11 4

Pitchers: USC - Baynham; Babel; Kish; Lowery. MSU - Mundie; Loe. Win-Baynham (10-1) Save-Kish (7) Loss-Mundie (14-5) T-2:41 A-9,000 HR USC - Lowery; Boyle HR MSU - Castoria

1985 2-2 (T-3rd)

Mississippi State 12, Oklahoma State 3 (May 31, 1985 at Omaha, Neb.)

Oklahoma State 000 001 002 - 3 8 4
Mississippi State 033 104 100 - 12 14 0

Pitchers: OSU - Dillard; Bronkey; Trapasso; Rockman; Long; Johnson. MSU - Morgan. Win-Morgan (14-1) Loss-Dillard (8-4) T-3:02 A-12,301 HR MSU - Palmeiro; Mitchell

Mississippi State 5, Arkansas 4 (June 3, 1985 at Omaha, Neb.)

Arkansas 100 111 000 - 4 11 0
Mississippi State 001 020 200 - 5 10 1

Pitchers: UA - Farwell; Deitz. MSU - Brantley. Win-Brantley (18-2) Loss-Farwell (11-2) T-2:36 A-10,587 HR MSU - Clark

Texas 12, Mississippi State 7 (June 7, 1985 at Omaha, Neb.)

Mississippi State 200 011 102 - 7 12 5
Texas 000 002 64X - 12 14 1

Pitchers: MSU - Morgan; King; Thigpen. UT - Ruffin; Poehl. Win-Ruffin (13-2) Save-Poehl (4) Loss-Morgan (14-2) T-3:14 A-13,223 HR MSU - Van Cleve; Clark; Mitchell

Miami 6, Mississippi State 5 (June 8, 1985 at Omaha, Neb.)

Mississippi State 000 004 010 - 5 5 4
Miami 200 010 012 - 6 9 1

Pitchers: MSU - Brantley; Thigpen. UM - Patenaude; Raether. Win-Raether (6-2) Loss-Thigpen (1-4) T-2:56 A-10,000 HR MSU - Thigpen HR UM - Leake; Ellena

1990 1-2 (T-5th)

Georgia 3, Mississippi State 0 (June 1, 1990 at Omaha, Neb.)

Mississippi State 000 000 000 - 0 4 3
Georgia 001 010 010 - 3 5 1

Pitchers: MSU - Reed; Robinson. UGA - Fleming; Childers. Win-Fleming (12-5) Loss-Reed (15-3) T-2:07 A-12,732 HR UGA - Cooper

Mississippi State 15, Georgia Southern 1 (June 3, 1990 at Omaha, Neb.)

Mississippi State (11)000 002 020 - 15 16 1
Georgia Southern 0 10 000 000 - 1 6 3

Pitchers: MSU - Jobs; Henderson; Daniel; Harden; Robinson; Polk. GSU - Bouma; Ryder; Berkner; Masi; Fitzpatrick; Holder. Win-Jobs (8-5) Loss-Bouma (10-3) T-2:35 A-8,000 HR MSU - Robinson

Stanford 6, Mississippi State 1 (June 5, 1990 at Omaha, Neb.)

Stanford 001 100 301 - 6 11 1
Mississippi State 001 000 000 - 1 9 3

Pitchers: Stanford - Reid; Weiss; Tallman. MSU - Reed; Harden; Robinson. Win-Reid (7-1) Loss-Reed (15-4) T-2:47 A-6,000 HR STAN - Turner HR MSU - S. Mitchell

1997 1-2 (T-5th)

Alabama 3, Mississippi State 2 (May 31, 1997 at Omaha, Neb.)

Mississippi State 000 010 001 - 2 7 0
Alabama 000 020 001 - 3 11 1

Pitchers: MSU - DuBose; Patton. UA - Henderson; Kingrey; Frick. Win-Kingrey (9-1) Loss-DuBose (9-4) T-2:37 A-22,640

Mississippi State 7, UCLA 5 (June 2, 1997 at Omaha, Neb.)

UCLA 002 100 101 - 5 10 3
Mississippi State 020 001 400 - 7 10 2

Pitchers: UCLA - Zamora; Klein; Henkel; Cloud; Green. MSU - Reinike; H. Thoms; Patton. Win-H. Thoms (5-0) Loss-Henkel (3-3) T-3:36 A-20,016 HR UCLA - Glaus

Alabama 9, Mississippi State 5 (June 3, 1997 at Omaha, Neb.)

Mississippi State 000 100 301 - 5 12 3
Alabama 000 040 050 - 9 13 0

Pitchers: MSU - Dilgard; Johnson; Ginter; Patton. UA - Daniel; Kingrey; Frick. Win-Kingrey (10-1) Loss-Johnson (5-4) T-2:35 A-20,991 HR MSU - Piatt HR UA - Phillips; Peer

1998 1-2 (T-5th)

Mississippi State 14, Florida 13 (May 30, 1998 at Omaha, Neb.)

Mississippi State 050 500 004 - 14 14 3
Florida 030 103 015 - 13 13 0

Pitchers: MSU - Ginter; H. Thoms; Donovan; Polk; Reinike; Johnson; Patton; McGrath. UF - Wilkerson; Fogg; McClendon; Ross. Win-Ginter (6-4) Save-Johnson (10) Loss-Wilkerson (10-5) T-3:41 A-22,879 HR MSU - R. Thoms; Bryan; Patton. HR UF - Ross; Dill

LSU 10, Mississippi State 8 (June 1, 1998 at Omaha, Neb.)

Mississippi State 002 031 101 - 8 14 0
LSU 040 220 020 - 10 11 1

Pitchers: MSU - Jackson; Compton; Johnson; Patton. LSU - Keisler; Bowe; Thompson; Cresse. Win-Keisler (9-5) Save-Thompson (1) Loss-Jackson (10-3) T-3:05 A--HR MSU - Lee. HR LSU - Higgins; Cresse; Earnhart; Davis; Barbier; Harris

Southern Cal 7, Mississippi State 1 (June 2, 1998 at Omaha, Neb.)

Southern Cal 031 000 201 - 7 12 0
Mississippi State 000 000 010 - 1 5 2

Pitchers: USC - Currier; Weibling; Munson. Mississippi State - Freed; Reinike; H. Thoms; Polk; Donovan; Patton. Win-Currier (6-1) Loss-Freed (6-6) T-3:11 A-21,581 HR USC - Ticehurst, 2

2007 0-2 (T-5th)

North Carolina 5, Mississippi State 5 (June 15, 2007 at Omaha, Neb.)

Mississippi State 040 000 100 - 5 12 2
North Carolina 000 206 01X - 8 12 0

Pitchers: UNC - Woodard; Warren; Wooten;
Carignan MSU - Pigott; Lalor; Bowen Win-Warren
(11-0) Loss-Pigott (7-7) Save-Carignan (16) T-2:52
A-23,568 HR MSU - Moreland (10)

Louisville 12, Mississippi State 4 (June 17, 2007 at Omaha, Neb.)

Louisville 212 300 301 - 12 18 1
Mississippi State 000 003 100 - 4 10 1

Pitchers: UL - Marks; Hollander; Meade MSU
- Crosswhite; Houston; Whitney; Weatherford,
Johnson Win-Marks (9-2) Loss-Crosswhite (8-5)
T-3:18 A-18,187 HR UL - Johnson (16); Burton (8);
Dominguez 2 (15) HR MSU - Turner (3)

2013 3-2 (2nd - FINALIST)

Mississippi State 5, Oregon State 4 (June 15, 2013 at Omaha, Neb.)

Mississippi State 030 000 020 - 5 8 2
Oregon State 200 110 000 - 4 10 1

Pitchers: MSU - Graveman; R Mitchell; Holder
OSU - Moore; Boyd; Schultz; Win-R Mitchell (13-0)
Loss-Boyd (10-4) T-3:10 A-24,473

Mississippi State 5, Indiana 4 (June 17, 2013 at Omaha, Neb.)

Mississippi State 100 001 030 - 1 8 1
Indiana 012 000 001 - 4 11 0

Pitchers: MSU - Fitts; Girodo; Holder IU - Coursen-
Carr; Halstead; Korte; Effross Win-Girodo (9-1)
Loss-Halstead (4-5) T-3:24 A-25,260

Mississippi State 4, Oregon State 1 (June 21, 2013 at Omaha, Neb.)

Oregon State 000 001 000 - 5 8 2
Mississippi State 000 130 00X - 4 10 1

Pitchers: OSU - Graveman; R Mitchell; Holder OSU
- Moore; Fry Win-Graveman (8-5) Loss-Moore
(14-2) T-2:32 A-18,868 HR MSU - Renfroe (16)

***** CHAMPIONSHIP SERIES *****

UCLA 3, Mississippi State 1 (June 24, 2013 at Omaha, Neb.)

UCLA 100 200 000 - 3 6 1
Mississippi State 000 100 000 - 1 6 1

Pitchers: UCLA - Plutko; Kaprielian; Weiss; Berg
MSU - Fitts; Girodo Win-Plutko (10-3) Loss-Fitts
(0-1) T-3:34 A-25,690

UCLA 3, Mississippi State 1 (June 25, 2013 at Omaha, Neb.)

Mississippi State 000 000 000 - 0 5 3
UCLA 102 201 02X - 8 12 1


Pitchers: UCLA - Vander Tuig; Berg MSU -
Pollorena; Mitchell; Bracewell; Holder; Cox Win-
Vander Tuig (14-4) Loss-Pollorena (6-4) T-3:20
A-27,127



ONE OF FIVE TEAMS EVER TO PLAY IN THE NCAA COLLEGE WORLD SERIES IN FIVE-STRAIGHT DECADES



Second baseman Brett Pirtle was named to the 2013 NCAA College World Series All-Tournament Team after hitting .412 (7-for-17) in five starts with four runs scored. The native Texan helped MSU advance to Omaha following a 5-for-16 (.313) performance with three RBIs, three runs, a triple and a walk in four starts in the NCAA Starkville Regional, being named to its all-tournament team as well.



THE SOUTHEASTERN CONFERENCE

The Southeastern Conference, with its storied 80-year history of athletic achievements and academic excellence, has built perhaps the greatest tradition of intercollegiate competition in baseball of any league in the country since its inception in 1933.

The SEC posted another tremendous season in 2013 as the conference had nine teams earn selection to NCAA postseason play with LSU and Mississippi State advancing to the College World Series. A SEC squad has now appeared in the College World Series 28 of the last 29 years. Mississippi State advanced to the National Championship Series, marking the ninth time since 2000 a SEC team played for the national championship in Omaha and sixth in a row. LSU won the SEC tournament title over Vanderbilt. Vanderbilt won the SEC regular-season title with a 26-3 conference record, while LSU won the Western Division with a 23-7 record.

The Southeastern Conference boasts 12 former National Players of the Year (Florida's Mike Zunino won in 2012), 11 Baseball America Coach of the Year and 10 Collegiate Baseball Coach of the Year honors. Also, 161 student-athletes have been named first-team All-American, six of which came in 2013.

Three SEC players were taken in the first round of the 2013 Major League Baseball Amateur Draft, held in June in New York City. Mississippi State's Hunter Renfroe was selected 13th overall by San Diego. Jonathan Crawford of Florida was selected 20th by Detroit, while Arkansas' Ryne Stanek was 27th by Tampa Bay. With those three selections this year, the SEC has now had a first round selection in each year since 1991 and 96 total in the first round during that time.

The SEC drew a record of over 2.25 million fans to its on-campus ballparks in 2013, the seventh year in a row to draw over 1.6 million. Nine SEC teams drew in excess of 100,000 fans to their parks in 2013. The SEC averaged nearly 5,000 fans per game in 2013, the seventh straight year to exceed the 4,000 mark. The SEC Baseball Tournament drew a new record-high of 134,496 fans in 2013, 7,912 per game. The event has become the Birmingham metro's highest attended sporting event annually, second in the state only to NASCAR races at Talladega. Birmingham Magazine recently named it the top sporting event in the Birmingham area. The SEC Championship Game was broadcast nationally on ESPN2, with the semifinals airing nationwide on ESPNNews for the first time in 2012.

ABOUT THE SEC

Mississippi State University is a charter member of the Southeastern Conference, a pioneer in the integration of higher education and athletic competition and a national leader as intercollegiate athletics marches on into the 21st century.

With the addition of former Big 12 Conference members Missouri and Texas A&M in 2012-13, the Southeastern Conference, headquartered in Birmingham, Ala., is now comprised of 14 universities that span an 11-state region. It conducts championships in 11 women's and nine men's sports. The member schools are split into two divisions. Mississippi State is joined in the SEC West by Alabama, Arkansas, Auburn, LSU, Ole Miss and Texas A&M. The SEC East features Florida, Georgia, Kentucky, Missouri, South Carolina, Tennessee and Vanderbilt. All but Arkansas and South Carolina, who joined the league in 1991-92, and conference newcomers Missouri and Texas A&M, were among 13 charter members of the SEC.

SEC BASEBALL ON TV

SEC baseball's television exposure, bolstered in 2010 by the league's landmark 15-year agreement with cable sports giant ESPN, gives the league unparalleled television exposure.

That TV package, expanded in 2010 to include the SEC Thursday Night Game of the Week on ESPN, features 10 regular-season games and coverage of the SEC Baseball Tournament. More than 70 SEC baseball broadcasts are included in the SEC's 2014 baseball TV lineup, with exposure on ESPN, ESPN2, ESPNU, ESPNNews and the league's other TV partners FOX Sports Network, SportSouth and Comcast Sports Southeast. Additionally, many of the games will also be available online through WatchESPN/ESPN3.

In 2011 the SEC partnered with ESPNU to launch a groundbreaking seven-game Thursday night SEC Game of the Week series. That series returns for 2013, including a Mississippi State contest for the third-consecutive season includes.

SEC NETWORK

The SEC Network will launch in August 2014 and will be a collaboration between the SEC and ESPN to bring together unparalleled content from one of the most competitive conferences in the country with the highest quality, most innovative production partner in the sports industry. The SEC Network will have 24/7 programming; it's a dedicated channel for all things SEC.

The SEC Network will provide more than 450 live games each year. An additional 550 games will be distributed digitally. The Network will bring baseball and all SEC campus sports to SEC fans.

SEC TOURNAMENT

The SEC conducts a postseason tournament at the end of its 10-weekend, 30-game league schedule. The winner receives the league's automatic qualifying bid for the NCAA baseball tournament.

The SEC tournament field expanded from eight to 10 teams in 2012 and to 12 teams in 2013. The teams with the 12 highest conference winning percentages qualify for the double-elimination SEC tournament, with the top four teams receiving opening round tournament byes in the double-bracket event. The winners of each bracket meet May 25 in a nationally-televised championship game.

The 2014 SEC Tournament (May 20-25) will be the league's 38th dating back to 1977. And for the 19th time overall and the 17th consecutive year, the event will be staged in Hoover, Ala., at the Hoover Metropolitan Stadium, once the 10,800-seat home of the Class AA Southern League's Birmingham Barons (Chicago White Sox). The facility can accommodate crowds of up to 16,000.

Mississippi State claimed its seventh SEC Baseball Tournament title (second-most in the SEC) last May. With the Bulldogs playing in six games, the tournament drew a then-record 129,112 fans in 2012, averaging crowds of 7,595. State's six games in Hoover averaged 8,357 fans, including an MSU-dominated 12,526 in the championship game against Vanderbilt.





DR. MARK KEENUM

Mississippi State University President
January 2009-Present



Dr. Mark Everett Keenum became Mississippi State's 19th president Jan. 5, 2009, following a distinguished public service career.

Despite difficult economic times, Dr. Keenum has guided Mississippi State to new heights. His quick action to address budget shortfalls put the university in position to meet those challenges and maintain the highest level of academic excellence. The university has experienced record enrollment growth, which includes students with the highest ACT average of any university in our state. Increased enrollment has also spurred new construction on campus, with two new residence halls completed and opened this August. The Mize Pavilion, a state-of-the-art basketball practice facility, was dedicated in 2011. The Leo W. Seal Jr. Football Complex was opened in January 2013. Plans in the immediate future include construction of another new residence hall, a new classroom building, a new dining facility, and renovation of historic Lee Hall. The ongoing expansion and improvements at Davis Wade Stadium should be completed by August 2014.

Since 2009, fundraising has reached all-time record levels. Giving by alumni and friends has surpassed \$300 million over that period, including the highly successful StatePride initiative that is providing scholarships for students and support for MSU faculty.

Dr. Keenum has also been instrumental in expanding the MSU Promise Program, which provides need-based scholarship assistance to Mississippi students whose families have limited financial means. Through the Sonny Montgomery Center for America's Veterans, he has also led initiatives to make Mississippi State one of the most veteran-friendly universities in the nation.

Mississippi State has strengthened its role as the flagship research university in the state. The Carnegie Foundation for the Advancement of Teaching classified MSU as a university with "very high research activity," the only such designation in Mississippi. Dr. Keenum travels frequently to Washington, D.C., meeting with Congressional leaders and federal agency heads to pursue research opportunities and broaden the university's influence on the national level. He has also worked closely with the governor, lieutenant governor and Mississippi Legislature in support of higher education in our state.

Keenum was recently elected to a term on the Southern Association of Colleges and Schools' Commission on Colleges' Executive Council. SACS is the recognized regional accrediting body in the 11 U.S. Southern states (Alabama, Florida, Georgia, Kentucky, Louisiana, Mississippi, North Carolina, South Carolina, Tennessee, Texas and Virginia) and in Latin America for those institutions of higher education that award associate, baccalaureate, master's or doctoral degrees.

He was also recently elected to a term on the American Public Land-Grant Universities Board of Directors. Based in Washington, D.C., the Association of Public and Land-grant Universities (APLU) is a research and advocacy organization of public research universities, land-grant institutions, and state university systems with member campuses in all 50 states, U.S. territories and the District of Columbia.

A graduate of Mississippi State University with degrees in agricultural economics, Dr. Keenum began his career at MSU as a faculty member with the Extension Service and the Department of Agricultural Economics. He went on to serve as chief of staff to U.S. Senator Thad Cochran in Washington, DC

and was Under Secretary of the United States Department of Agriculture prior to returning home to Mississippi State.

He graduated from Corinth (MS) High School, earned an associate of arts degree from Northeast Mississippi Community College in Booneville and was a member of the Northeast Tigers football team.

Dr. Keenum is married to the former Rhonda Newman of Booneville, also an MSU graduate. They have four children: Rett, Mary Phillips, Katie and Torie.

Professional Experience

2009-	University President - Mississippi State University
2006-2008	U.S. Under Secretary Farm and Foreign Agricultural Services - Washington, D.C.
1997-2006	Adjunct Professor Department of Agricultural Economics - MSU
1996-2006	Chief of Staff Senator Thad Cochran - Washington, D.C.
1989-1996	Legislative Assistant - Agricultural and Natural Resources Senator Thad Cochran - Washington, D.C.
1987-1988	Assistant Professor/Economist Department of Agricultural Economics - Mississippi State University
1988	Ph.D. in Agricultural Economics - Mississippi State University
1986	Research Associate Mississippi Agricultural & Forestry Experiment Station - Mississippi State
1984	Marketing Specialist Mississippi Cooperative Extension Service - Mississippi State University
1983-84	M.A. Degree in Agricultural Economics Mississippi State University
1983-84	Teaching/Research Assistant Department of Agricultural Economics - Mississippi State University

Personal Information

Birthplace: Starkville, Miss.

Hometown: Corinth, Miss.

Family: Wife Rhonda; son Rett and daughters Torie, Katie and Mary Phillips





SCOTT STRICKLIN

Mississippi State University Director of Athletics
May 2010-Present



Using more than two decades of intercollegiate experience in communications, development and marketing, Scott Stricklin has built a wave of momentum within the Mississippi State fan base during his tenure as the director of athletics.

From his first day on the job as Mississippi State's Athletic Director in May 2010, Stricklin, integrating the department's three foundations of focus on student-athletes, possessing great integrity and aggressively promoting Mississippi State University, has overseen a stretch in which the Bulldogs enjoyed both on and off the field successes unparalleled in more than a decade.

The Bulldog football team has advanced to bowl play each of the last four seasons. Record attendance, including a streak of more than 30 consecutive sellouts, has prompted a \$75 million renovation and expansion of Davis Wade Stadium which will be done this fall. Last January, the football program moved into the \$25 million Leo W. Seal, Jr. Football Complex.

Spring sports, including baseball, softball, men's and women's golf and track and field have each excelled and advanced to NCAA postseason play under Stricklin's guidance. In the 2012-13 academic year, 10 Mississippi State sports advanced to NCAA postseason play with six earning top 25 rankings during the season.

Stricklin has overseen coaching changes in men's and women's basketball along with soccer and softball. Each coach possesses the passion and excitement along with intelligence and discipline required to lead Bulldog athletic programs.

In the classroom, Bulldog student-athletes continue to excel. In the fall of 2012, for the second time in three semesters, Mississippi State's men and women athletes established their best-combined grade point average with a 3.04 for the term. In the spring, women's sports posted an overall GPA of 3.25 and every female sports team earned a GPA over 3.0.

In 2013, Bulldog student-athletes again excelled in the NCAA's Academic Progress Rate, with all 16 sports far exceeding the minimum standard.

Stricklin has overseen record fundraising for Bulldog Athletics, which has produced new facilities such as the \$11.7 million Mize Pavilion at Humphrey Coliseum, a new \$25 million football practice and training complex as well as \$75 million in expansion and upgrades to Davis Wade Stadium. The Bulldog Club has solicited gifts totaling more than \$25 million for the football facility, including a record \$12 million gift from the Seal Family Foundation.

The Bulldog Club has initiated the most ambitious fundraising drive in the athletic department's history – an initiative called "Today, Tomorrow, Forever" – to generate funding for new construction and upgrades to existing facilities. Supporters are responding at the turnstiles as well. In 2013, Mississippi State fans packed Davis Wade Stadium for every game, buying all available season tickets for the fourth-consecutive season. Capacity crowds have become the norm as 30-consecutive home games have been sold out, and the school has created a waiting list that has topped 1,000 requests for season ticket purchases.

Stricklin certainly wasn't a stranger to the Bulldog family or college athletics when he took over the reins at State.

A 1992 graduate of Mississippi State, the Jackson, Miss., native's resume is highlighted by 24 years of experience on the collegiate level in various capacities at five different universities. In the two years prior to becoming athletic director, he

served as Senior Associate Athletics Director for External Affairs at his alma mater, overseeing fundraising, football and men's basketball scheduling, managing MSU's all-sport agreement with Adidas, facility planning, and serving as the administrative sport liaison for men's basketball and softball.

It was those types of day-to-day tasks that prepared the personable Stricklin to take over the top seat in the Mississippi State athletic department.

Yet it's a journey that started during his formative days as a dedicated and tireless worker in the Mississippi State media relations department that's led to his highly-respected career coming full circle.

Prior to graduating, Stricklin's stint in the MSU media relations office included three seasons (1990-92) as the media contact for the nationally-renown baseball program. Upon graduation, he was named assistant media relations director at his alma mater.

He continued his climb up the ladder of success when he was named Associate Media Relations Director at Auburn, where he served from 1993-98. In 1998, Stricklin left Auburn to become Assistant Athletics Director at Tulane, where he served as the primary media contact for the Green Wave's 1998 12-0 football team. Next came a four-year run in the Big 12 Conference at Baylor (1999-2003) as Assistant AD for Communications and Marketing.

In 2003, Stricklin returned to the Southeastern Conference at Kentucky and spent five seasons as the Associate AD for Media Relations, where he oversaw the day-to-day publicity of the tradition-rich Wildcat basketball program. It was his last stop before returning to Mississippi State in the spring of 2008.

Stricklin, 43, is married to the former Anne Howell, the youngest daughter of Basketball Hall of Fame member Bailey Howell. The couple has two daughters, Abby and Sophie.





Dudy Noble Field, Polk-DeMent Stadium, voted in June 2013 by StadiumJourney.com as the best ballpark in college baseball, reached several significant milestones during the 2013 campaign.

The 2013 season marked the 47th season of baseball at the current site of Mississippi State baseball's on-campus home field, Dudy Noble Field. And in the 47th season since MSU first settled into its current on-campus baseball home in 1967, Mississippi State registered its 1,000th win, prevailing in more than 73 percent of its 1,400-plus games it has hosted over the past six decades.

Over the past five decades, the facility has evolved into the nation's largest campus facility for college baseball and what many regard as the sport's finest all-around baseball complex.

MSU has eclipsed the 200,000 mark in paid attendance at Dudy Noble Field seven times in the past 12 years, including a school-record 281,840 in 2013 and a school-best average of 7,617 during MSU's magical run to Omaha this past summer. This past year also saw the Diamond Dawgs' fifth millionth fan walk through the turnstiles at Dudy Noble Field. Since home attendance figures were charted starting in 1976, the "Carnegie Hall of College Baseball" has seen 5,057,646 fans rush through the turnstiles.

The field is named in honor of longtime MSU baseball coach, athletics director and ABCA Hall of Famer Clarke Randolph "Dudy" Noble. On April 27, 1998 the facility was renamed Dudy Noble Field, Polk-DeMent Stadium, honoring another ABCA Hall of Famer, former Bulldog skipper Ron Polk and the late Gordon DeMent, a successful businessman and longtime fan of the Baseball Bulldogs from Indianola, Miss.

Dudy Noble Field, the home to seven Southeastern Conference championship teams, has three times hosted crowds in excess of 14,000, including an NCAA on-campus-record 14,991 that watched the Bulldogs take on Florida in a Saturday twinbill in 1989. State has hosted crowds of 10,000 or better 31 times, including 2007 NCAA Super Regional-record draws of 13,715 and 12,620 for nationally-televvised late morning games against Clemson. MSU has hosted three NCAA District III Tournaments (1973-1975), five SEC tournaments (1979, 1981, 1983, 1988 and 1995), 12 NCAA Regional tournaments (1979, 1984, 1985, 1987, 1988, 1989, 1990, 1992, 1997, 2000, 2003 and 2013) and its first NCAA Super Regional in 2007.

From 1929 until 1964, Mississippi State hosted its

baseball games at the original on-campus site for Dudy Noble Field several hundred yards to the south of Davis Wade Stadium at Scott Field, State's football stadium. The baseball field was closed following the 1964 season to make way for the construction of Dorman Hall. And for the next two seasons, while the "new" Dudy Noble Field was being built, the Diamond Dawgs played their home games in Columbus, Miss., at Redbird Park, capturing SEC titles both seasons at their temporary home. Meanwhile, the tin-roofed grandstand and 2,000-seat bleachers at the old field were moved to the stadium's present site, which became playable for the 1967 season.

Facility enhancements have followed a steady pace over the years ever since.

In 1971, thanks to the generosity of the late E.B. "Dutch" McCool, a former MSU baseball player and one of the founding fathers of Holiday Inn, Inc., MSU took the lead in the Southeastern Conference with the installation of a lighting system. The advent of night baseball in Starkville helped build a solid fan base. Drainage and irrigation systems and an expanded scoreboard with an animation-equipped message center, new batting ranges and an infield tarp became the stadium's next improvements.

Mississippi State hosted its first SEC Baseball Tournament and NCAA Regional in 1979, winning both and setting attendance marks while opening eyes along the way.

The crowds mushroomed further in the 1980s as future Major League stars Jeff Brantley, Will Clark, Rafael Palmeiro and Bobby Thigpen helped the 1985 Bulldogs win the SEC championship, host and win another regional championship and earn MSU's highest national finish, a tie for third place at the NCAA College World Series.

It became apparent that support for baseball at State had easily out-grown its cozy Dudy Noble Field facility. Two years after that magical '85 season Mississippi State unveiled a dramatic advancement for its baseball facilities — an impressive \$3.5 million project that would give MSU the biggest baseball stadium in the league.

The new facility at Dudy Noble Field, built in less than nine months, featured an impressive concrete grandstand structure with 3,700 maroon theater-style seats, a spacious elevated press box, restrooms, ticket, souvenir and concession-vending facilities. The team clubhouse featured a spacious 40-locker dressing room and team area. A pair of 1,500-seat bleachers that once overlooked the end zones at Scott Field, the



DUDY NOBLE FIELD

home of MSU's football Bulldogs, were refurbished and installed along the four lines, raising seating capacity at Dudy Noble Field to 6,700. The facility was later chosen by Sports Illustrated as the best place to watch college baseball, and it helped ignite a drive to update baseball facilities throughout the SEC and beyond.

The expanded capacity at the stadium also triggered an increase in MSU's annual baseball season ticket base to more than 5,600, virtually assuring Mississippi State's place among national leaders in college baseball attendance every year.

A second permanent concession stand was added in 1989, and a year later, the cinder warning track at the outfield fence was extended to completely encircle the playing field. That project, along with the installation of a six-foot high padded outfield fence, was made possible by a donation by former MSU All-American and Major League standout Will Clark.

Best-selling author, MSU alumnus and avid MSU baseball fan John Grisham donated funding in 1993 for an indoor batting range under the first base grandstand, and in August 1998 construction got under way on an ambitious project that added 18 sky suites and more than 600 additional chairback seats in the grandstand. When it was completed during the 2000 season, permanent seating capacity at Dudy Noble Field had eclipsed the 7,000 mark.

The aura of Mississippi State baseball at Dudy Noble Field is certainly not confined to the loyal legions in the impressive grandstand, pro-style luxury sky suites and bleachers.

In fact, some of the more highly-prized seats at Bulldog Baseball games are found beyond the outfield fence in the "Left Field Lounge." Waiting lists greet those seeking to purchase one of nearly 75 renewable season parking passes for an assigned position in one of three rows beyond the outfield fence. There, a colorful assortment of pickup trucks, motor homes, and trailers — most equipped with barbecue grills — line the outfield fence, completing a circle of humanity at Dudy Noble Field.

What began in the late 1960s as a popular gathering spot for baseball-loving MSU students now forms college baseball's largest tailgate party. A 10-foot wide boardwalk has since been added to the area between the outfield fence and the first row of outfield terrace parking.

Not surprisingly MSU ranks each year among the nation's leaders in attendance. Single-game paid attendance totals have reached the five-digit mark 31 times, and each year Dudy Noble Field routinely hosts games with the Southeastern Conference's largest actual attendance. SEC weekend games typically draw the largest crowds, giving rise to huge weekend gatherings in the spring. Seven of the last nine three-game Super Bulldog Weekend series have drawn more than 25,000, including an SEC series-record 32,679 fans that watched the 2013 MSU-Auburn series.

Still, the improvements continue at Dudy Noble Field. Prior to the start of the 2003 season 46-foot "major league" foul poles were added, and a year later a new state-of-the-art scoreboard/message center, courtesy of the Henry Mize Foundation, was installed along with new fencing and gates surrounding the main grandstand.

The landscape surrounding Dudy Noble Field took on an even more impressive look in 2005 with the completion of the Palmeiro Center, a massive 68,000-square foot climate-controlled turfed indoor practice facility located adjacent to Dudy Noble Field. The spacious facility, made possible by a generous lead gift from former MSU great Rafael Palmeiro and his wife Lynne, features a regulation infield practice area, additional training area and three retractable batting cages.

Nestled between the Palmeiro Center and Dudy Noble Field is the baseball coaches office complex, also completed in 2005. The complex, which also houses a baseball heritage room, was made possible by contributions from former Bulldog players Jeff Brantley, Will Clark, Eric DuBose, Paul Maholm, Jay Powell and Bobby Thigpen and former MSU manager

James "Bo" McKinnis.

Mississippi State's baseball complex received a boost with the addition of the Bryce Griffis Boardroom, a \$1.5 million, meeting/banquet hall extension on the south end of the Palmeiro Center. The facility features banquet seating for approximately 350.

Facility upgrades totaling more than \$2 million in the past three years include an expanded state-of-the-art high definition video board, the addition of a new drainage and irrigation system along with a new carpet of natural sod and infield dirt, and expanded dugouts. Even the grandstand got a little more grand with a resurfacing and repainting project topped by all-new cupholder-equipped maroon chairback seats and the installation of a new sound system. Prior to the start of the 2012 campaign work was completed on the installation of a new sound system, a 36,000-watt amplification system evenly distributing sound on a 78-speaker system throughout the stadium.

These latest facility enhancements continue an ongoing Mississippi State campaign to maintain the standing of Dudy Noble Field as one of the nation's premier venues for college baseball.

DUDY NOBLE QUICK FACTS

SEATING: approx. 7,200 (4,660 chairback seats; approx. 2,700 bleacher seats)

LARGEST CROWD: *14,991 (April 22, 1989 vs. Florida)
* NCAA on-campus attendance record

DIMENSIONS: LF: 330, LC: 376, CF: 390, RC: 374, RF: 326

PRIMARY BATTER'S EYE: 20 feet high, 44 feet wide

OUTFIELD FENCE: Padded six-foot chain link fence

WARNING TRACK: 15-foot wide track (crushed brick)

FOUL POLES: 46 feet tall

PLAYING SURFACE: Tifton 419 Hybrid Bermuda Grass

MSU RECORD AT CURRENT DNF SITE: 1,031-374-2

MSU GAMES PLAYED AT DNF: 1,407

FIRST GAME: MSU 5, Illinois Wesleyan 3 (4/3/67)

SEC TOURNAMENTS: 5

NCAA TOURNAMENTS: 14 (3 NCAA District III Playoffs, 12 NCAA Regionals and 1 NCAA Super Regional)



DUDY NOBLE FIELD



YEAR-BY-YEAR

YEAR	W-L	PCT.	DATES	ATT.	AVG.
1967	9-4	.692	---	---	---
1968	8-10	.444	---	---	---
1969	13-4	.765	---	---	---
1970	18-2	.900	---	---	---
1971	21-4	.840	---	---	---
1972	17-7	.708	---	---	---
1973	13-8	.619	---	---	---
1974	9-5	.643	---	---	---
1975	14-12	.538	---	---	---
1976	23-8	.742	21	48,205	2,295
1977	25-2	.926	18	36,412	2,023
1978	18-6	.750	19	47,038	2,476
1979	33-2	.943	31	78,135	2,520
1980	17-10	.630	22	29,039	1,320
1981	21-5	.808	22	74,332	3,379
1982	17-7	.708	20	44,147	2,207
1983	20-6	.769	22	54,017	2,455
1984	26-4	.867	25	78,841	3,154
1985	25-3	.893	24	95,604	*3,894
1986	23-11	.676	29	55,149	1,902
1987	25-9	.735	29	102,542	*3,536
1988	31-10	.756	37	134,448	*3,634
1989	32-5	.865	32	143,241	*4,476
1990	29-9	.763	31	119,312	3,849
1991	23-8	.742	25	67,947	2,718
1992	27-10	.730	33	109,067	3,305
1993	23-6	.793	25	123,061	*4,922
1994	18-15	.545	33	128,986	4,161
1995	24-11	.686	33	132,105	4,003
1996	24-6	.800	30	118,250	3,942
1997	28-9	.757	33	161,034	4,880
1998	23-8	.742	30	116,963	3,899
1999	26-7	.788	33	151,941	4,604
2000	27-4	.871	29	174,592	6,020
2001	21-13	.618	31	150,435	4,853
2002	22-10-1	.682	31	201,523	6,501
2003	27-10-1	.724	36	233,015	6,472
2004	20-14	.588	33	211,137	6,398
2005	27-7	.794	33	208,765	6,326
2006	24-7	.774	28	193,703	6,917
2007	24-8	.750	32	222,072	6,939
2008	16-15	.516	29	182,986	6,309
2009	18-11	.621	25	157,530	6,301
2010	19-14	.576	32	194,094	6,065
2011	22-12	.647	31	189,218	6,103
2012	28-8	.778	36	206,920	6,270
2013	33-8	.805	37	281,840	7,617
TOTAL	1,031-374-2	.733	1,100	5,057,646	4,438

* Led nation in average home attendance

^ Includes data beginning with the 1976 season

Paid attendance totals used since 1993

CROWDS OF 10,000+

ATTENDANCE	OPPONENT	DATE
1. 14,991*	Florida	April 22, 1989
2. 14,562	Auburn	April 20, 2013
3. 14,378	LSU	April 16, 1988
4. 13,761	Arkansas	April 25, 1992
5. 13,715#	Clemson	June 9, 2007
6. 13,617	Georgia	April 8, 2006
7. 13,123	Ole Miss	April 15, 2000
8. 12,708	Auburn	April 24, 1993
9. 12,620#	Clemson	June 8, 2007
10. 12,360	Georgia	April 6, 2002
11. 11,763	Auburn	April 12, 2003
12. 11,496#	Florida State	May 27, 1990
13. 11,201	Florida	April 8, 2011
14. 11,174	Florida	April 13, 1991
15. 11,127#	South Alabama	May 26, 2000
16. 11,124#	South Alabama	June 1, 2013
17. 11,102#	Central Arkansas	May 31, 2013
18. 11,089	Tennessee	April 17, 2010
19. 10,958	Auburn	April 9, 2005
20. 10,832#	Notre Dame	May 28, 2000
21. 10,688#	Washington	May 25, 1997
22. 10,619	Florida	April 17, 2004
23. 10,588#	North Carolina	May 28, 1989
24. 10,555	Kentucky	April 18, 2009
25. 10,382	Florida	April 25, 1987
26. 10,351	Tennessee	April 21, 2012
27. 10,324	Kentucky	March 31, 2007
28. 10,284#	Middle Tennessee St.	May 30, 2003
29. 10,226#	Central Arkansas	June 3, 2013
30. 10,143	Auburn	April 19, 2013
31. 10,050	Alabama	April 10, 1999

* NCAA On-Campus Attendance Record


NCAA Regional/NCAA Super Regional

NOTE: The top-10 crowds in Dudy Noble Field history are also the top-10 on-campus crowds in NCAA history.

STADIUMJOURNEY.COM'S TOP-10 COLLEGE BASEBALL STADIUMS

STADIUM	SCHOOL
1. Dudy Noble Field at Polk-DeMent Stadium	Mississippi State
2. Carolina Stadium	South Carolina
3. Baum Stadium at George Cole Field	Arkansas
4. Alex Box Stadium	LSU
5. Haymarket Park	Nebraska
6. Mike Martin Field at Dick Howser Stadium	Florida State
7. UFCU Disch-Falk Field	Texas
8. Goodwin Field	Cal State Fullerton
9. Hawkins Field	Vanderbilt
10. PK Park	Oregon

* Rankings Announced June 25, 2013





2013: 50 FACTS TO REMEMBER

1. The ONLY school in SEC HISTORY to make it to the College World Series in five-straight decades.
2. One of five schools in history to make it to the College World Series in five-straight decades (MSU, FSU, Arizona State, Clemson, Texas).
3. Over half a million baseball fans watched MSU this season, including a school-record 281,840 fans at Dudy Noble Field.
4. The Bulldogs' highest NCAA finish ever (CWS Finalist).
5. The Bulldogs' highest final ranking ever (Second)
6. First school in the state to produce back-to-back first-round MLB Draft picks who grew up in Mississippi.
7. First time in school history MSU made the College World Series Championship Series.
8. First time in school history MSU won three games in Omaha.
9. First time in school history MSU won a postseason tournament in three-straight years.
10. First time in school history MSU had five All-Americans (Frazier, Girodo, Holder, R. Mitchell, Renfroe)
11. First time in school history a MSU player led the country in hits (Frazier) and the first time in nine years the SEC had a player who was the NCAA hits king that season.
12. First time in modern school history the Bulldogs had an ERA under three in back-to-back seasons.
13. First time in 28 years MSU had four players chosen in the top 10 rounds of the MLB Draft.
14. First time in 23 years MSU won 50-plus games, despite having the second toughest strength of schedule in the country.
15. First time in 19 years the Maroon and White had three ABCA All-Region players (Renfroe, Holder, Frazier).
16. First time in 16 years MSU had at least 580 strikeouts.
17. First time in 15 years MSU won the SEC Scholar-Athlete of the Year (Sam Frost).
18. First time in 14 years MSU had more than 700 hits in a season (fourth nationally).
19. First time in 13 years MSU had more than 285 walks in a season (13th nationally).
20. First time in 12 years MSU won 15 or more SEC games in back-to-back seasons.
21. First time in 10 years MSU had at least seven players drafted.
22. First time in 10 years MSU swept Alabama at Dudy Noble.
23. First time in 10 years Mississippi State had three All-SEC players (Renfroe, Holder, Pirtle).
24. First time in 9 years MSU had two SEC Player of the Week honors in the same season (Ammirati, Renfroe).
25. First time in 7 years MSU won at least 17 games in a row.
26. One of only two schools nationally to finish in the top 15 in ERA, strikeouts per nine innings and hits allowed per nine innings.
27. Butch Thompson's pitching staff turned a school-record 80 double plays.
28. The 24 saves were the most by a SEC West school ever.
29. State tied the school record for the most SEC Academic Honor Roll members (23, 2008).
30. Third-straight year MSU has had at least six SEC Freshman Academic Honor Roll members.
31. MSU made its ninth trip to the NCAA College World Series.
32. An MSU player has won the C Spire Ferriss Trophy for the fourth time in eight years. No other school in the state has won as many in that stretch.
33. Jonathan Holder tied an 11-year-old SEC record with 21 saves in a season.
34. Holder is one of four players nationally in the last decade with 21-plus saves.
35. Kendall Gravemen led the country with 19 starts on the rubber.
36. Ross Mitchell was the only pitcher in the country with at least 13 wins and ZERO losses.
37. Trey Porter had the highest GPA of any player in the NCAA College World Series.
38. State played in front of the largest single-game crowd ever in the history of TD Ameritrade Park (27,127 vs. UCLA on June 25, 2013) and the seventh-highest attended game in CWS history.
39. Played in the 2013 College World Series, which drew a total of 341,483 fans, making this year's championship event the most attended CWS in history.
40. Hunter Renfroe received a \$2,678,000 Bonus, the largest ever given to a prospect from Mississippi. Three of the top five signing bonuses for Mississippi kids are from MSU: Renfroe (1), Paul Maholm (3, 2.2 Mil), Chris Stratton (5, 1.85 Mil).
41. The crowd of 11,124 vs. South Alabama in the 2013 NCAA Starkville Regional was MSU's largest NCAA Regional Crowd since the 2000 NCAA Starkville Regional vs. South Alabama (11,127).
42. The NCAA Starkville Regional was the first time in school history MSU played three-straight games at Dudy Noble Field in front of 10,000-plus fans.
43. Mississippi State has 355 all-time SEC Academic Honor Roll Members, 76 more than the next SEC school.
44. The Bulldogs have 54 SEC First-Year Academic Honor Roll Members (Less than a decade old).
45. More people attended MSU's three-game homestand vs. Auburn (32,679) in the middle of the season than 2013 national champion UCLA had total for 36 home games (29,133).
46. Less than a month into his professional career, Hunter Renfroe was named Northwest League Offensive Player of the Week (July 28, 2013) for the Eugene Emeralds and was named to the 2013 NWL All-Star Game on Aug. 6, 2013.
47. After their first month of pro ball, the five Bulldog pitchers drafted in the 2013 MLB Draft own a combined ERA of 2.97.
48. Adam Frazier finished his first season of pro ball ranked second in the New York-Penn League with a .399 on-base percentage and third with a .321 batting average.
49. On May 16, Dudy Noble Field eclipsed the five million fan mark since MSU began tracking attendance in 1976.
50. The Bulldogs signed the No. 2 recruiting class for 2013.




In 2013, Sam Frost (left) became MSU's third SEC Scholar-Athlete of the Year and first since 1998, while Trey Porter (right) received the award for the highest GPA (3.87) of any player in the 2013 NCAA College World Series. Porter was also named to the NCAA College World Series All-Tournament Team after going 3-for-9 (.333) with two RBIs.


2014 MISSISSIPPI STATE BASEBALL TV/RADIO ROSTER



**DEMARCUS
HENDERSON**
OF • R-R • SR
WAYNESBORO, MISS.



**ALEX
DETZ**
INF • L-R • SR
SAN LUIS OBISPO, CALIF.



**BEN
BRACEWELL**
RHP • R-R • RSR
CHELSEA, ALA.



**DANIEL
GARNER**
C • R-R • RFR
MADISON, ALA.



**DERRICK
ARMSTRONG**
OF • R-R • SR
COLUMBIA, TENN.




**JACOB
ROBSON**
OF • L-R • SO
WINDSOR, ONT., CANADA




**GAVIN
COLLINS**
C • R-R • FR
LAKE FOREST, CALIF.




**JOEY
SWINARSKI**
OF • R-R • FR
ORLANDO, FLA.



**C.T.
BRADFORD**
OF/LHP • L-L • SR
PACE, FLA.




**REID
HUMPHREYS**
INF • R-R • FR
BRANDON, MISS.



**BRETT
PIRTLE**
INF • S-R • SR
TYLER, TEXAS




**JONATHAN
HOLDER**
RHP • R-R • JR
GULFPORT, MISS.



**MATTHEW
BRITTON**
INF • L-R • JR
CULLMAN, ALA.



**PAUL
YOUNG**
RHP • R-R • SO
MILTON, FLA.



**SETH
HECK**
INF • R-R • JR
EDMONDS, WASH.



**BRENT
ROOKER**
INF/OF • R-R • FR
GERMANTOWN, TENN.



**JACOB
LINDGREN**
LHP • R-L • JR
BAY ST. LOUIS, MISS.




**JAKE
VICKERSON**
OF • L-R • JR
TUSCALOOSA, ALA.



**KYLE
HANN**
INF • R-R • SO
OAKVILLE, ONT., CANADA



**BRANDON
WOODRUFF**
RHP • L-R • JR
WHEELER, MISS.



**DAKOTA
HUDSON**
RHP • R-R • FR
DUNLAP, TENN.



**CODY
BROWN**
OF • L-R • RFR
BILOXI, MISS.



**JOHN MARC
SHELLY**
RHP • R-R • SO
GERMANTOWN, TENN.



**CODY
WALKER**
C • R-R • JR
COLUMBUS, GA



**TREVOR
FITTS**
RHP • R-R • JR
HELENA, ALA.



**VANCE
TATUM**
LHP • L-L • FR
OLIVE BRANCH, MISS.




**PRESTON
BROWN**
RHP • R-R • RSO
GERMANTOWN, TENN.



**AVERY
GEYER**
RHP • R-R • FR
PENSACOLA, FLA.



**WES
REA**
1B • R-R • RJR
GULFPORT, MISS.




**ZACK
RANDOLPH**
C • R-R • RJR
AMORY, MISS.



**AUSTIN
SEXTON**
RHP • R-R • FR
HUNTSVILLE, ALA.



**WILL
COX**
RHP • R-R • JR
AMORY, MISS.




**LEVI
MINTZ**
RHP • R-R • FR
CEDAR BLUFF, ALA.




**ZAC
HOUSTON**
RHP • R-R • FR
POPLARVILLE, MISS.



**BEN
HUDSPETH**
RHP • R-R • JR
TUPELO, MISS.



**JACOB
BILLINGSLEY**
RHP • R-R • FR
SENATOBIA, MISS.



**LUCAS
LASTER**
LHP • R-L • JR
LEWISBURG, TENN.



**MYLES
GENTRY**
RHP • R-R • SO
GULFPORT, MISS.



**ROSS
MITCHELL**
LHP • L-L • RJR
SMYRNA, TENN.



**GLENN
IRBY**
LHP • L-L • FR
FLORENCE, ALA.



**DYLAN
INGRAM**
1B • R-R • FR
PIKE ROAD, ALA.



**JOHN
COHEN**
HEAD
COACH



**BUTCH
THOMPSON**
ASSOCIATE
HEAD COACH



**NICK
MINGIONE**
ASSISTANT
COACH



**JAKE
WELLS**
COORDINATOR
BASEBALL CAMPS





1971 • 1979 • 1981 • 1985 • 1990
1997 • 1998 • 2007 • 2013