

TABLE OF CONTENTS



MEDIA & TEAM INFORMATION	1-7
Quick Facts	2
Roster	3
Roster Breakdown	4
Schedule & Media Information	5
Media Information	6
MSU Baseball Radio Network/Dawg Talk/SEC Network	7

COACHING & SUPPORT STAFF	8-21
Head Coach Andy Cannizaro	8-11
Assistant Coach Gary Henderson	12-13
Assistant Coach Will Coggin	14-15
Coordinator of Baseball Camps Mike Brown	16-17
Support Staff	18-20
Diamond Girls	21

PLAYERS	22-47
----------------	--------------

2016 SEASON IN REVIEW	48-65
Game-By-Game Results	48
Statistics (Overall & SEC)	49-52
Starting Lineups (By batting order and position)	53-54
Miscellaneous Hitting Stats	55
Miscellaneous Pitching Stats	56-58
Miscellaneous Stats	58-60
SEC Review	61
National Review	62
Final Career Statistics	63-65

SCHOOL RECORDS	66-84
Individual Records	66-67
Individual All-Time Top-10 Lists	68-71
Yearly Statistical Leaders	72-75
Team Records	76
Team Single-Season Records	77
Yearly Team Statistics	78-79
Year-By-Year Team Record	80-81
Miscellaneous Team Information	82
Last Time	83-84

HONORS & HISTORY	85-143
National and Regional Honors	85-87
SEC Honors	88-93
Mississippi Honors	94
All-Time Lettermen	95-99
Bulldogs in Major League Baseball	100-102
Bulldogs in the Major League Baseball Draft	103-104
History of Bulldog Baseball	105-109
Year-By-Year Results	110-133
All-Time Series Records	134-135
SEC Playoffs & SEC Tournament	136-137
NCAA Tournament	138-140
NCAA College World Series	141-143

THE SEC & MISSISSIPPI STATE UNIVERSITY	144-146
The Southeastern Conference	144
Mississippi State President Dr. Mark E. Keenum	145
Mississippi State Director of Athletics John Cohen	146

DUDY NOBLE FIELD	147-150
The Current Dudy Noble Field	147-149
The New Dudy Noble Field	150

CREDITS

The 2017 Mississippi State University Baseball Media Guide is a publication of the MSU Athletic Media Relations Office and was compiled by Andrew Piper.

Photography by John Cade, Russ Houston, Craig Jackson and Kelly Price.

Special thanks for editorial and technical assistance to Bob Carskadon, Austin Coats, Joe Dier, Megan Fisher, Caleb Garner, Will Goodwin, the late Bob Hartley, Mike Nemeth and Jordan Smith.

Cover design by MSU Director of Creative Services, Dan Brown.

Please email any corrections to APiper@athletics.msstate.edu.

ROAD HOTEL INFO

Oregon (March 3-5) Eugene, Ore.

Courtyard Marriott Springfield
3443 Hutton Street
Springfield, OR 97477
(541) 726-2121

Arkansas (March 17-19) Fayetteville, Ark.

Courtyard Marriott Fayetteville
600 East Van Asche Drive
Fayetteville, AR 72703
(479) 571-4900

Ole Miss (March 30-April 1) Oxford, Miss.

Townplace Suites Marriott
105 Ed Perry Boulevard
Oxford, MS 38655
(662) 238-3522

South Carolina (April 14-16) Columbia, S.C.

Courtyard Marriott Downtown at USC
630 Assembly Street
Columbia, SC 29201
(803) 799-7800

Texas A&M (May 4-6) College Station, Texas

Courtyard Marriott College Station
3939 Highway 6 South
College Station, TX 77845
(979) 695-8111

Georgia (May 12-14) Athens, Ga.

Holiday Inn Athens
197 East Broad Street
Athena, GA 30601
(706) 549-4433





QUICK FACTS

SCHOOL INFORMATION

Location (Enrollment)..... Starkville, Mississippi (21,622)
 Founded 1878
 President..... Dr. Mark E. Keenum
 Faculty Representative..... Dr. Steven Turner
 Director of Athletics John Cohen
 Twitter @JohnCohenAD
 Affiliation NCAA Division I
 Conference..... Southeastern - Western Division
 Nickname..... Bulldogs
 Colors..... Maroon (PMS 202) and White
 Athletic Department Phone..... (662) 325-2532
 Ticket Office Phone..... (662) 325-2600

STADIUM INFORMATION

Name Dudy Noble Field, Polk-DeMent Stadium
 Capacity 15,000
 Field Dimensions Left-330, Left Center-376,
 Center-390, Right Center-374, Right-326
 Press Box Phone (662) 325-3776

STAFF INFORMATION

Head Coach Andy Cannizaro (Tulane, '01)
 Twitter @CoachCannizaro
 Record Overall (Years)..... First Year
 Record at MSU (Years)..... First Year
 NCAA Appearances N/A
 Super Regional Appearances..... N/A
 College World Series Appearances..... N/A
 Assistant Coach Gary Henderson (San Diego State '84)
 Twitter @MSUGH20
 Assistant Coach Will Coggin (Mississippi State '10)
 Twitter @Coach_Coggin
 Coordinator of Camps Mike Brown (Kentucky '08)
 Twitter @mikesbrown5
 Strength Coach..... Brian Neal (Bridgewater College '05)
 Coordinator of Operations . . . Lee VanHorn (Mississippi State '12)
 Athletic Trainer Jason Wire (St. Cloud State '06)
 Student Managers..... Austin Burt
 Bryce Deupree
 Will McDowell
 Josh Nichols
 Kyle Spencer
 Brett Spring

MEDIA INFORMATION

Communications Contact..... Andrew Piper
 Twitter @ADPiper7
 Email..... apiper@athletics.msstate.edu
 Cell..... (662) 418-9183
 Office (662) 325-0972
 Fax (662) 325-2563
 Mailing Address P.O. Box 5308
 Mississippi State, MS 39762
 Website HailState.com/baseball
 Baseball Twitter @HailStateBB

2016 TEAM INFORMATION

2016 Overall Record 44-18-1
 Home 27-11
 Road 13-5
 Neutral-Site 4-2-1
 2016 SEC Record 21-9 (1st Overall, 1st in SEC West)
 Postseason 4-4
 SEC Tournament 1-2
 NCAA Starkville Regional..... 3-0
 NCAA Starkville Super Regional 0-2
 Lettermen Returning/Lost 17/13
 Position Starters Returning/Lost 4/5
 Pitchers Returning/Lost..... 14/10
 Newcomers 20 (9 Freshmen, 3 Sophomores, 8 Juniors)

PROGRAM INFORMATION

First Year of Baseball 1885 (2017 is 127th season)
 First Year in SEC..... 1933 (Charter Member)
 All-Time Record (Win %) 2,561-1,505-29 (.625)
 NCAA Tournament Record (Win %) 98-80 (.551)
 NCAA Tournaments (Last)..... 35 (2016)
 Regional Championships (Last)..... 12 (2016)
 NCAA Super Regionals (Last)..... 6 (2016)
 Super Regional Championships (Last) 2 (2013)
 College World Series (Last) 9 (2013)
 CWS Record (Win %) 10-18 (.357)
 All-Time SEC Record (Win %) 906-784-3 (.535)
 SEC Championships (Last) 11 (2016)
 SEC Tournament Record (Win %) 63-50 (.558)
 SEC Tournaments (Last)..... 31 (2016)
 SEC Tournament Championships (Last)..... 7 (2012)

TOP RETURNING HITTERS

NAME	POS.	YEAR	AVG/OBP/SLG	HR	RBI
Jake Mangum	OF	So.	.408/.458/.510	1	28
Brent Rooker	OF	Jr.	.324/.376/.578	11	54
Ryan Gridley	INF	Jr.	.284/.340/.345	2	32

TOP RETURNING PITCHERS

NAME	POS.	YEAR	ERA	W-L	K/BB
Konnor Pilkington	LHP	So.	2.08	3-1	42-15
Ryan Rigby	RHP	Jr.	2.25	5-1	43-13
Blake Smith	RHP	Sr.	2.93	2-2	31-15



NUMERICAL

No.	Name	Pos.	Ht.	Wt.	B-T	CL.	Exp.	Hometown (Previous School)
2	Hunter Stovall	INF/C	5-7	158	R-R	So.	1L	Pelham, Ala. (Pelham HS)
4	Jacob Barton	RHP	6-1	198	R-R	Jr.	TR	Mangham, La. (LSU-Eunice)
5	Brant Blaylock	OF	6-1	202	R-R	RFr.	RS	Southaven, Miss. (DeSoto Central HS)
6	Reed Smith	INF	6-0	183	R-R	Fr.	HS	Russellville, Ala. (Russellville HS)
7	Luke Alexander	INF	6-0	192	S-R	So.	1L	Belmont, Miss. (Belmont HS)
8	Dustin Skelton	C/INF	6-0	199	R-R	Fr.	HS	Olive Branch, Miss. (Magnolia Heights School)
9	Elih Marrero	C/OF	5-7	200	S-R	So.	1L	Miami, Fla. (Coral Gables Senior HS)
10	Ryan Gridley	INF	5-8	177	R-R	Jr.	2L	Milton, Ga. (Milton HS)
12	Tanner Poole	OF	6-4	200	R-R	RJr.	RS	Amory, Miss. (Itawamba [Miss.] CC)
13	Peyton Plumlee	RHP	6-3	201	R-R	So.	TR	Olive Branch, Miss. (Northwest [Miss.] CC)
14	Riley Self	RHP	6-4	239	R-R	Fr.	HS	Coldwater, Miss. (Magnolia Heights School)
15	Jake Mangum	OF/LHP	6-0	185	S-L	So.	1L	Pearl, Miss. (Jackson Preparatory School)
16	Josh Lovelady	C	5-11	214	R-R	RSr.	1L	Prattville, Ala. (Shelton State [Ala.] CC)
17	Drew Windham	RHP	6-3	194	R-R	Fr.	HS	Ocean Springs, Miss. (Ocean Springs HS)
18	Keegan James	RHP	6-2	229	R-R	So.	1L	Southaven, Miss. (DeSoto Central HS)
19	Brent Rooker	OF	6-3	220	R-R	Jr.	2L	Germantown, Tenn. (Evangelical Christian School)
22	Denver McQuary	RHP/INF	6-2	187	R-R	Fr.	HS	Mantee, Miss. (Houston HS)
23	Jared Padgett	LHP	6-4	215	L-L	So.	1L	Graceville, Fla. (Graceville HS)
24	Cole Gordon	1B/RHP	6-5	253	L-R	So.	1L	Tampa, Fla. (Steinbrenner HS)
26	Cody Brown	OF	5-11	197	L-R	Sr.	3L	Biloxi, Miss. (Biloxi HS)
28	Ryan Cyr	RHP	6-3	219	R-R	So.	1L	Leawood, Kan. (Blue Valley HS)
29	Hayden Marze	RHP	6-2	229	R-R	Jr.	TR	Sunset, La. (LSU-Eunice)
31	Ryan Rigby	RHP	5-11	185	R-R	Jr.	1L	Kosciusko, Miss. (East Mississippi CC)
32	Hunter Vansau	OF/1B	6-3	194	L-R	Jr.	TR	Crawford, Texas (Northeast Texas CC)
33	Parker Ford	RHP	6-2	215	R-R	RFr.	RS	Lufkin, Texas (Lufkin HS)
34	Kale Breaux	LHP	5-11	184	R-L	R.	1L	Sulphur, La. (Sulphur HS)
37	Trey Jolly	RHP	6-2	192	R-R	Jr.	TR	New Albany, Miss. (Hinds [Miss.] CC)
38	Harrison Bragg	INF	6-4	229	R-R	Jr.	TR	Lakewood, Wash. (Tacoma [Wash.] CC)
40	Elijah MacNamee	OF	6-2	200	R-R	So.	TR	Cypress, Texas (Blinn [TX] CC)
41	Graham Ashcraft	RHP	6-2	223	L-R	Fr.	HS	Gurly, Ala. (Huntsville HS)
42	Blake Smith	RHP	6-0	204	R-R	Sr.	1L	Fort Payne, Ala. (Shelton State [Ala.] CC)
43	Logan Cooke	LHP	6-6	230	L-L	Jr.	HS	Darburn, Miss. (Columbia Academy)
44	Ethan Small	LHP	6-3	199	L-L	So.	1L	Lexington, Tenn. (Lexington HS)
45	Jacob Billingsley	RHP	6-1	185	R-R	RJr.	1L	Senatobia, Miss. (Magnolia Heights School)
46	Trysten Barlow	LHP	6-1	216	L-L	RFr.	RS	Halls, Tenn. (Dyer County HS)
48	Konnor Pilkington	LHP	6-3	225	L-L	So.	1L	Hurley, Miss. (East Central HS)
49	Andrew Mahoney	LHP	6-2	231	L-L	RJr.	TR	Daphne, Ala. (San Jacinto [TX] College)
51	Noah Hughes	RHP	6-1	192	R-R	RFr.	RS	Jackson, Miss. (Jackson Preparatory School)
55	Spencer Price	RHP	6-2	225	R-R	So.	TR	Olive Branch, Miss. (Meridian [Miss.] CC)

ALPHABETICAL

No.	Name	No.	Name	No.	Name
7	ALEXANDER, Luke	10	GRIDLEY, Ryan	13	PLUMLEE, Peyton
41	ASHCRAFT, Graham	51	HUGHES, Noah	12	POOLE, Tanner
46	BARLOW, Trysten	18	JAMES, Keegan	55	PRICE, Spencer
4	BARTON, Jacob	37	JOLLY, Trey	31	RIGBY, Ryan
45	BILLINGSLEY, Jacob	16	LOVELADY, Josh	19	ROOKER, Brent
5	BLAYLOCK, Brant	40	MACNAMEE, Elijah	14	SELF, Riley
38	BRAGG, Harrison	49	MAHONEY, Andrew	8	SKELTON, Dustin
34	BREAUX, Kale	15	MANGUM, Jake	44	SMALL, Ethan
26	BROWN, Cody	9	MARRERO, Elih	42	SMITH, Blake
43	COOKE, Logan	29	MARZE, Hayden	6	SMITH, Reed
28	CYR, Ryan	22	MCQUARY, Denver	2	STOVALL, Hunter
33	FORD, Parker	20	PADGETT, Jared	32	VANSAU, Hunter
24	GORDON, Cole	48	PILKINGTON, Konnor	17	WINDHAM, Drew

PRONOUNCIATION GUIDE

Kale BREAUX BRO	Hayden MARZE MARS
Andy CANNIZARO CAN-IZ -arrow	ELIH Marrero ELI
Ryan CYR Rhymes with Peer	Tanner POOLE POOL
Ryan GRIDLEY GRID -lee	Hunter VANSAU VAN -saw
Elijah MACNAMEE MAC-NUH-ME	DUDY Noble Field Rhymes with Judy



ROSTER BREAKDOWN

BY CLASS (39 TOTAL)

BY BIRTHDAY

Freshman (10)	
#5	Brant Blaylock
#6	Reed Smith
#8	Dustin Skelton
#14	Riley Self
#17	Drew Windham
#22	Denver McQuary
#33	Parker Ford
#41	Graham Ashcraft
#46	Trysten Barlow
#51	Noah Hughes
Sophomore (14)	
#2	Hunter Stovall
#7	Luke Alexander
#9	Elih Marrero
#13	Peyton Plumlee
#15	Jake Mangum
#18	Keegan James
#23	Jared Padgett
#24	Cole Gordon
#28	Ryan Cyr
#34	Kale Breaux
#40	Elijah MacNamee

#44	Ethan Small
#48	Konnor Pilkington
#55	Spencer Price
Junior (12)	
#4	Jacob Barton
#10	Ryan Gridley
#12	Tanner Poole
#19	Brent Rooker
#29	Hayden Marze
#31	Ryan Rigby
#32	Hunter Vansau
#37	Trey Jolly
#38	Harrison Bragg
#43	Logan Cooke
#45	Jacob Billingsley
#49	Andrew Mahoney
Senior (3)	
#16	Josh Lovelady
#26	Cody Brown
#42	Blake Smith

Jan. 30	Kale Breaux
Feb. 10	Peyton Plumlee
Feb. 11	Graham Ashcraft
Feb. 14	Ethan Small
Feb. 17	Brant Blaylock
March 6	Drew Windham
March 8	Jake Mangum
March 9	Blake Smith
March 10	Denver McQuary
March 15	Hayden Marze
March 18	Ryan Cyr
April 1	Cody Brown
April 1	Keegan James
April 16	Ryan Rigby
April 17	Reed Smith
May 1	Trey Jolly
May 4	Ryan Gridley
May 13	Parker Ford
June 11	Hunter Vansau
June 15	Tanner Poole
June 21	Elih Marrero
June 27	Spencer Price
July 27	Jacob Billingsley

July 28	Logan Cooke
July 30	Riley Self
July 31	Dustin Skelton
Aug. 24	Luke Alexander
Sept. 2	Elijah MacNamee
Sept. 5	Hunter Stovall
Sept. 12	Konnor Pilkington
Sept. 20	Josh Lovelady
Oct. 2	Cole Gordon
Oct. 25	Andrew Mahoney
Nov. 1	Brent Rooker
Nov. 18	Jared Padgett
Nov. 20	Noah Hughes
Dec. 20	Jacob Barton
Dec. 22	Harrison Bragg
Dec. 31	Trysten Barlow

BY STATE AND COUNTRY

BY PRIMARY POSITION

ALABAMA (6)	
Daphne	Andrew Mahoney
Fort Payne	Blake Smith
Gurly	Graham Ashcraft
Pelham	Hunter Stovall
Prattville	Josh Lovelady
Russellville	Reed Smith
FLORIDA (3)	
Graceville	Jared Padgett
Miami	Elih Marrero
Tampa	Cole Gordon
GEORGIA (1)	
Milton	Ryan Gridley
KANSAS (1)	
Leawood	Ryan Cyr
LOUISIANA (3)	
Mangham	Jacob Barton
Sulphur	Kale Breaux
Sunset	Hayden Marze

MISSISSIPPI (18)	
Amory	Tanner Poole
Belmont	Luke Alexander
Biloxi	Cody Brown
Coldwater	Riley Self
Darbun	Logan Cooke
Hurley	Konnor Pilkington
Jackson	Noah Hughes
Kosciusko	Ryan Rigby
Mantee	Denver McQuary
New Albany	Trey Jolly
Ocean Springs	Drew Windham
Olive Branch	Peyton Plumlee
	Spencer Price
	Dustin Skelton
Pearl	Jake Mangum
Senatobia	Jacob Billingsley
Southaven	Brant Blaylock
Southaven	Keegan James
TENNESSEE (3)	
Germantown	Brent Rooker
Halls	Trysten Barlow
Lexington	Ethan Small

CATCHERS	3
FIRST BASEMEN	1
INFELDERS	5
BATS LEFT	10
BATS RIGHT	26
SWITCH HITTER	3

OUTFIELDERS	7
LHP	7
RHP	16

BY HAND DOMINANCE

BATS LEFT	10	THROWS LEFT	8
BATS RIGHT	26	THROWS RIGHT	31
SWITCH HITTER	3		

MLB DRAFT HISTORY

NAME	YEAR-ROUND	CLUB
Jared Padgett	2015 - 26th	Chicago Cubs
Elih Marrero	2015 - 29th	Cincinnati Reds
Graham Ashcraft	2016 - 12th	Los Angeles Dodgers
Dustin Skelton	2016 - 36th	Toronto Blue Jays
Brent Rooker	2016 - 38th	Minnesota Twins

TEXAS (3)	
Crawford	Hunter Vansau
Cypress	Elijah MacNamee
Lufkin	Parker Ford
WASHINGTON (1)	
Lakewood	Harrison Bragg

SCHEDULE & MEDIA INFO



DATE	OPPONENT	TIME (CT)
Fri. Feb. 17	TEXAS TECH	4 p.m.
Sat. Feb. 18	WESTERN ILLINOIS	4 p.m.
Sun. Feb. 19	WESTERN ILLINOIS [DH-1]	Noon
Sun. Feb. 19	TEXAS TECH [DH-2]	3 p.m.
Tue. Feb. 21	MOREHEAD STATE	4 p.m.
Fri. Feb. 24	INDIANA STATE	4 p.m.
Sat. Feb. 25	MARIST [DH-1]	1 p.m.
Sat. Feb. 25	INDIANA STATE [DH-2]	4 p.m.
Sun. Feb. 26	MARIST	2 p.m.
Fri. March 3	at Oregon	8 p.m.
Sat. March 4	at Oregon	4 p.m.
Sun. March 5	at Oregon	2 p.m.
Tue. March 7	LOUISIANA TECH	6:30 p.m.
Fri. March 10	SOUTH ALABAMA	6:30 p.m.
Sat. March 11	COLUMBIA [DH-1]	1 p.m.
Sat. March 11	SOUTH ALABAMA [DH-2]	4 p.m.
Sun. March 12	COLUMBIA	2 p.m.
Tue. March 14	ARKANSAS-PINE BLUFF	6:30 p.m.
Fri. March 17	* at Arkansas	6:30 p.m.
Sat. March 18	* at Arkansas	7 p.m.
Sun. March 19	* at Arkansas	1 p.m.
Tue. March 21	# vs. Southern Miss	6:30 p.m.
Fri. March 24	* TENNESSEE	6:30 p.m.
Sat. March 25	* TENNESSEE	2 p.m.
Sun. March 26	* TENNESSEE	1:30 p.m.
Tue. March 28	at Memphis (AutoZone Park)	6:30 p.m.
Thu. March 30	* at Ole Miss	7 p.m.
Fri. March 31	* at Ole Miss	6:30 p.m.
Sat. April 1	* at Ole Miss	1:30 p.m.
Tue. April 4	FLORIDA INTERNATIONAL	6:30 p.m.
Wed. April 5	FLORIDA INTERNATIONAL	6:30 p.m.
Fri. April 7	* KENTUCKY (SBW)	6 p.m.
Sat. April 8	* KENTUCKY (SBW)	6 p.m.
Sun. April 9	* KENTUCKY (SBW)	1 p.m.
Tue. April 11	MISSISSIPPI VALLEY STATE	6:30 p.m.
Fri. April 14	* at South Carolina	6 p.m.
Sat. April 15	* at South Carolina	3 p.m.
Sun. April 16	* at South Carolina	3 p.m.
Tue. April 18	at South Alabama	6:30 p.m.
Thu. April 20	* ALABAMA	6 p.m.
Fri. April 21	* ALABAMA	6:30 p.m.
Sat. April 22	* ALABAMA	2 p.m.
Tue. April 25	# vs. Ole Miss	7 p.m.
Fri. April 28	* AUBURN	6:30 p.m.
Sat. April 29	* AUBURN	7 p.m.
Sun. April 30	* AUBURN	Noon
Thur. May 4	* at Texas A&M	6:30 p.m.
Fri. May 5	* at Texas A&M	1 p.m.
Sat. May 6	* at Texas A&M	1 p.m.
Fri. May 12	* at Georgia	6 p.m.
Sat. May 13	* at Georgia	3 p.m.
Sun. May 14	* at Georgia	Noon p.m.
Tue. May 16	TROY	6:30 p.m.
Thur. May 18	* LSU	6:30 p.m.
Fri. May 19	* LSU (SENIOR DAY)	6:30 p.m.
Sat. May 20	* LSU	3:30 p.m.
May 23-28	\$ SEC Tournament	TBA
June 2-5	NCAA Regionals	TBA
June 9-12	NCAA Super Regionals	TBA
June 17-28	@ NCAA College World Series	TBA

HOME GAMES IN ALL CAPS

* SEC Series

Games Played at Trustmark Park (Pearl, Miss.)

\$ Games Played at Hoover Met (Hoover, Ala.)

@ Games Played at TD Ameritrade Park (Omaha, Neb.)

NOTE: Game 2 of all home doubleheaders will begin 35 minutes following the conclusion of Game 1

CREDENTIALS

Media credentials for Mississippi State home baseball games are required for media covering games at Dudy Noble Field and are issued through the MSU Athletic Media Relations Office for working press only. Written requests by accredited media members on company letterhead should be submitted to Andrew Piper at least 48 hours prior to the requested game(s). If needed, credentials can be left at will call, located at the stadium ticket office under the main grandstand. Will call opens two hours prior to SEC and weekend games and 90 minutes prior to all other games.

PRESS BOX MEDIA SERVICES

The MSU Media Relations Office provides pregame notes and statistics, lineup sheets and scorecards in the Joe Phillips Press Box prior to each game at Dudy Noble Field. A complete box score along with a play-by-play is available approximately 15 minutes after each game. Wired and wireless internet connections are available for media use in the press box along with information for accessing live in-game stats through the StatBroadcast® System. The Joe Phillips Press Box sits above the grandstand behind home plate. The press box phone number is (662) 325-3776.

COACH CANNIZARO MEDIA AVAILABILITY

The day before each home weekend series begins, head coach Andy Cannizaro will preview the upcoming series immediately following afternoon practice in the Hall of Champions at Dudy Noble Field. For road weekends, Cannizaro will preview the series in the same location the day before departure or the day of. Follow @MSUMediaAlerts on Twitter for updates on all baseball media availability.

FACILITIES/PARKING

Limited media parking at Dudy Noble Field, Polk-DeMent Stadium is available in a designated media parking area on the east side of the Humphrey Coliseum. A media parking pass issued in advance by MSU Athletic Media Relations is required.

MSU PLAYER/ASSISTANT COACH AVAILABILITY

Players and assistant coaches will be made available to the media each week to discuss the upcoming weekend series. On gameday, players are **ONLY** available **POSTGAME**.

For post-practice interviews, media members should contact Andrew Piper or Caleb Garner no later than 9 a.m. the day of the requested interview. In most cases, players will be available for a brief time before and for a lengthier time after practice.

Telephone interviews can also be scheduled with players on a call-back basis during the week with arrangements made through Andrew Piper or Caleb Garner.

POSTGAME INTERVIEWS

Requested MSU players along with head coach Andy Cannizaro will be available for interviews approximately 10 minutes after all games near the third base camera well adjacent to the MSU dugout. To facilitate the process, a member of the MSU Athletic Media Relations staff will solicit interview requests from media members in the final two innings of the game and will be available to assist with those interviews on the field.

Due to time constraints, players and coaches will not be available for interviews between MSU doubleheader games.

The Mississippi State locker room and stadium dugouts at Dudy Noble Field are off limits to the media. Any media member found in such areas will immediately have their credentials revoked.

PHOTOGRAPHS

Credentials are also required for photographers and videographers at MSU home games, and on-field photographers must operate from and stow equipment in the photo boxes located on the outfield end of each dugout. Photographers are restricted from entering the field of play and team dugouts. For safety reasons, flash photography is not permitted at Dudy Noble Field. Other than marketing events (first pitch, national anthem, recognitions), no photography is permitted at field level pregame.



MEDIA INFORMATION

ATHLETIC MEDIA RELATIONS STAFF DIRECTORY

Bryan Athletic Administration Building

(662) 325-2703 • FAX: (662) 325-2563

Athletic Media Relations Office Mailing Address:

P.O. Box 5308
Mississippi State, MS 39762



Andrew Piper - Primary Baseball Contact
Assistant Director
(662) 325-0972 • apiper@athletics.msstate.edu



Caleb Garner - Secondary Baseball Contact
(662) 361-1993
cgarner@athletics.msstate.edu



Scott Wetherbee
Senior Associate AD/External Affairs
(662) 325-2277 • swetherbee@athletics.msstate.edu



John R. Cade (Digital Media)
Assistant AD/Media Relations
(662) 325-0971 • jrcade@athletics.msstate.edu



Bill Martin (Football)
Assistant AD/Media Relations
(662) 325-0967 • bmartin@athletics.msstate.edu



Gregg Ellis (Men's Basketball)
Associate Director
(662) 325-3595 • gellis@athletics.msstate.edu



Kelly Price (@HailStatePics)
Photographer
(662) 325-6328 • kprice@athletics.msstate.edu



Brock Turnipseed (Women's Basketball)
Assistant Director
(662) 325-7556 • bturnipseed@athletics.msstate.edu



Hunter Richardson (Volleyball/Softball)
Assistant Director
(662) 325-6259 • hrichardson@athletics.msstate.edu



Bob Carskadon (Digital Media Reporter)
Digital Media Reporter
(662) 325-4582 • bcarskadon@athletics.msstate.edu



Diane Keith (The Boss)
Office Associate
(662) 325-8881 • dkeith@athletics.msstate.edu



Tyson Rodgers (Soccer/Men's Tennis)
Graduate Assistant
(662) 325-2703 • trodgers@athletics.msstate.edu



Nick Price (Cross Country/Track & Field/Football)
Graduate Assistant
(601) 527-3232 • nprice@athletics.msstate.edu

PRINT MEDIA

Associated Press

David Brandt (601) 497-1805
Email: dbrandt@ap.org
Office: (601) 948-5897 Fax: (601) 948-7975

Columbus Commercial Dispatch

Brett Hudson (318) 614-0670
Email: bhudson@cdispach.com
Office: (662) 328-2424 Fax: (662) 329-1521

Jackson Clarion-Ledger

Will Sammon (347) 922-8835
Email: wsammon@jackson.gannett.com
Office: (601) 214-8020 Fax: (601) 961-7224

Northeast Mississippi Daily Journal

Logan Lowery (662) 251-2467
Email: logan.lowery@journalinc.com
Office: (662) 842-2611 Fax: (662) 842-2233

Starkville Daily News

Danny P. Smith (662) 418-5011
Joel Coleman (662) 285-8706
Email: sports@starkvilledailynews.com
Office: (662) 323-1642 Fax: (662) 323-6586

The Reflector (MSU Student Newspaper)

Dalton Middleton (769) 233-3326
Email: reflectorsports@gmail.com

INTERNET MEDIA

24/7 Sports

Paul Jones (662) 307-0969
Email: pdjmsu@yahoo.com

Robbie Faulk (662) 803-2965
Email: rivalsrobbiefaulk@yahoo.com

DawgsBite.com/GenesPage.com

David Murray (662) 418-3982
Gene Swindoll (662) 574-1687
Email: dawgbite@ms.metrocast.net
Office: (662) 320-3982

RADIO MEDIA

Bulldog Sports Radio

Brian Hadad (662) 648-7200
Email: brian@bulldogsportsradio.com

WFCA-FM (French Camp)

Jason Crowder (662) 699-0284
Email: jason@wfcaf108.com
Office: (662) 547-6414 Fax: (662) 547-9451

TV MEDIA

WCBI (CBS Columbus)

Robby Donoho (317) 345-8882
Email: sports@wcbi.com
Office: (662) 245-0133 Fax: (662) 328-5222

WTVA (NBC Tupelo)

Jim Holder (662) 401-0088
Email: sports@wtva.com
Office: (662) 842-7620 ext. 3 Fax: (662) 620-1128

PHOTOGRAPHY

Mississippi State Staff Photographer

Kelly Price (662) 325-6328
Email: KPrice@athletics.msstate.edu



Mississippi State University is home to one of the nation's largest and oldest collegiate baseball radio networks, affording fans throughout the Magnolia State and beyond an opportunity to regularly follow the exploits of the Diamond Dawgs throughout the season.

Network programming for the MSU baseball broadcasts is distributed and coordinated through the facilities of Learfield Sports, Inc., headquartered in Jefferson City, Missouri.

The 2016 Mississippi State University Baseball Radio Network, a team of more than a dozen radio outlets, carries the broadcasts of a 40-game network schedule (all 30 SEC weekend contests and 10 selected non-conference games) plus all postseason competition. In addition to the 40-game network schedule, the broadcasts of most non-network games are carried in the Golden Triangle area by WKBB-FM (100.9) in West Point, Mississippi.

Mississippi State baseball network radio broadcasts (some limited exceptions) are also available on a subscription basis via the internet through HailState.com.

The broadcasts feature pregame and postgame interviews, hosted by the "voice" of the Diamond Dawgs, Jim Ellis.

Radio broadcasts of Bulldog Baseball originated in the 1960s on Starkville radio station WSSO thanks to the work of the late Joe Phillips, a pioneer in radio broadcasting in the state of Mississippi. The press box at Dudy Noble Field is named in honor of Phillips.

But credit for turning the single-station broadcast into an impressive collection of radio outlets blanketing the Magnolia State goes to Ellis, who in 2017 enters his 39th season of describing the exploits of the Diamond Dawgs. A native of West Point, Mississippi, and a 1969 MSU grad, Ellis coordinates the operation of State's baseball radio network. Ellis also handles the play-by-play for MSU football and basketball after having teamed on those broadcasts for more than three decades with MSU radio legend Jack Cristil.

DAWG TALK

The MSU baseball broadcast lineup also includes the popular weekly Andy Cannizaro call-in radio show "DawgTalk". The show begins an eight-week run March 20 and airs each Monday from 7-8 p.m. live from The Veranda Restaurant in Starkville. Fans can attend in person for free at 208 Lincoln Green, listen on affiliated radio stations in Mississippi or ask Cannizaro a question by calling 866-998-4893.

RELENTLESS

The 2017 season will feature season three of "Relentless," an all-access look inside Andy Cannizaro's program. The show is a joint production of Hail State Video and Bulldog Sports Properties, a property of Learfield Sports. Fans can watch the series on a weekly basis at HailState.com or YouTube.com/HailState once conference play begins.

SEC NETWORK +

Bulldog fans around the world can watch 38 of State's 56 regular-season games in 2017 live on the SEC Network + digital app, which in 2015 replaced the 2014 online video platform HailStateTV as MSU's HD digital live stream provider.

Bart Gregory, a native of Nanih Waiya, Mississippi, and a 1999 MSU graduate, is the SECN+ play-by-play commentator for the majority of MSU's broadcasts. Gregory joined Ellis in the radio booth in 2012 before switching over to television broadcasts in 2015. He began his career in sports broadcasting at the University of West Alabama in 2000 and returned to Starkville the following year. While at MSU, he initially served as on-air talent for women's basketball games and select baseball games, while hosting MSU football pregame and postgame shows.

Gregory's affiliation with the MSU athletics family began in 2000 with his appointment as an account representative for the Bulldogs Sports Network. Since 2008, he has served in the Bulldog Club as assistant athletics director for annual giving.

MSU BASEBALL RADIO NETWORK

Aberdeen	WWZQ (1240 AM)
Amory	WAMY (1580 AM)
Biloxi/Gulfport	WXBD (1490 AM)
Biloxi/Gulfport	WTNI (1640 AM)
Biloxi/Gulfport	WTNI (103.5 FM)
Bude/Brookhaven	WMJU (104.3 FM)
Corinth	WKCU (1350 AM)
French Camp	WFCM (107.9 FM)
Greenville	WGVM (1260 AM)
Greenville	WGVM (97.3 FM)
Greenwood/Indianola	WTCB (96.9 FM)
Hattiesburg	WMXI (98.1 FM)
Jackson	WRKS (105.9 FM)
Memphis, TN	KOPN (730 AM)
Meridian	WMOX (1010 AM)
Monticello	WRQO (102.1 FM)
Natchez	WNAT (1450 AM)
Philadelphia	WWSL (102.3 FM)
Starkville/West Point	WKBB (100.9 FM)
Tupelo	WCNA (95.9 FM)
Vicksburg	WVGB (105.5 FM)
Winona	WONA (95.1 FM)
Yazoo City*	WBYP (107.1 FM)

* - Will only broadcast select games

MSU BASEBALL NETWORK SCHEDULE

DATE	OPPONENT	AIR TIME (CT)	DATE	OPPONENT	AIR TIME (CT)
Feb. 17	Texas Tech	3:30 p.m.	April 18	at South Alabama	6:00 p.m.
Feb. 24	Indiana State	3:30 p.m.	April 20	Alabama	5:30 p.m.
March 3	at Oregon	7:30 p.m.	April 21	Alabama	6:00 p.m.
March 5	at Oregon	1:30 p.m.	April 22	Alabama	1:30 p.m.
March 7	Louisiana Tech	6:00 p.m.	April 25	vs. Ole Miss^	6:30 p.m.
March 10	South Alabama	6:00 p.m.	April 28	Auburn	6:00 p.m.
March 11	Columbia/USA [DH]	12:30 p.m.	April 29	Auburn	6:30 p.m.
March 12	Columbia	1:30 p.m.	April 30	Auburn	11:30 a.m.
March 14	UABP	6:00 p.m.	May 4	at Texas A&M	6:00 p.m.
March 17	at Arkansas	6:00 p.m.	May 5	at Texas A&M	12:30 p.m.
March 18	at Arkansas	6:30 p.m.	May 6	at Texas A&M	12:30 p.m.
March 19	at Arkansas	12:30 p.m.	May 12	at Georgia	5:30 p.m.
March 21	vs. Southern Miss^	6:00 p.m.	May 13	at Georgia	2:30 p.m.
March 24	Tennessee	6:00 p.m.	May 14	at Georgia	11:30 a.m.
March 25	Tennessee	1:30 p.m.	May 16	Troy	6:00 p.m.
March 26	Tennessee	1:00 p.m.	May 18	LSU	6:00 p.m.
March 28	at Memphis	6:00 p.m.	May 19	LSU	6:00 p.m.
March 30	at Ole Miss	6:30 p.m.	May 20	LSU	3:00 p.m.
March 31	at Ole Miss	6:00 p.m.			
April 1	at Ole Miss	1:00 p.m.			
April 4	FIU	6:00 p.m.			
April 5	FIU	6:00 p.m.			
April 7	Kentucky (SBW)	5:30 p.m.			
April 8	Kentucky (SBW)	5:30 p.m.			
April 9	Kentucky (SBW)	12:30 p.m.			
April 11	MVSU	6:00 p.m.			
April 14	at South Carolina	5:30 p.m.			
April 15	at South Carolina	2:30 p.m.			
April 16	at South Carolina	2:30 p.m.			

All air times are CT and subject to change. All SEC Tournament and NCAA postseason games will also air.

^ - Trustmark Park (Pearl, Miss.)

Most non-network games will be carried in the Golden Triangle area by WKBB-FM (100.9).



COACHING STAFF



#11 ANDY CANNIZARO

Head Coach
First Season



THE CANNIZARO FILE

PERSONAL

Birthdate Dec. 19, 1978
 Hometown Mandeville, Louisiana
 Wife Allison Cannizaro
 Children Gabrielle and Pierce

EDUCATION

High School St. Paul's HS (Covington, Louisiana), 1997
 College Tulane, 2001 (Sociology)

PLAYING CAREER

1994-97 St. Paul's High School
 1998-2001 Tulane University
 2001-07 New York Yankees organization (played for MLB club in Sept. 2006)
 2008 Tampa Bay Rays organization (played for MLB club in April-May 2008)
 2008-09 Cleveland Indians organization
 2009 Chicago White Sox organization

PLAYING ACCOLADES

1999 Honorable Mention All-American (NCBWA)
 2001 All-America, 2nd Team (Collegiate Baseball)
 2001 MLB Draft Pick -7th Round (Yankees)

COACHING/SCOUTING CAREER

2008 Head Coach, Louisiana Knights U18 fall baseball team
 2009-14 Amateur Scout, New York Yankees
 2014-16 Assistant Coach/Recruiting Coordinator, LSU
 2016-Present Head Coach, Mississippi State

COACHING/SCOUTING ACCOLADES

2013-14 Yankees representative at MLB Draft

Andy Cannizaro, a former Major Leaguer and one of the rising coaching stars in college baseball, was named Mississippi State's 17th head baseball coach by Director of Athletics John Cohen on November 5, 2016.

Cannizaro has excelled in identifying talent at every stop of his career, including six years as a scout for the New York Yankees and two years as a Southeastern Conference assistant coach. Seven of the players he drafted for the Yankees from 2010-14 reached the Major Leagues, including Bulldog greats Jacob Lindgren and Jonathan Holder.

The 37-year-old arrived in Starkville after serving as hitting coach and recruiting coordinator at LSU under head coach Paul Mainieri since July 2014. Cannizaro made a tremendous impact in two seasons with a dynamic ability to develop hitters and an aggressive base running prowess. He coached six Tiger batters to All-America recognition and 11 hitters were drafted. Five were selected in the first five rounds.

One of his top protégés, Alex Bregman, became the highest drafted batter in LSU history, going No. 2 overall to the Houston Astros in the 2015 MLB Draft. It took Bregman, a two-time All-American and Golden Spikes Award finalist, just one year to reach the Big Leagues.

In 2015, Cannizaro made an immediate impact as the Tigers finished among the NCAA's top seven in five different offensive categories. LSU led the nation in base hits (762), while finishing third in stolen bases (130), third in doubles (146), fourth in batting average (.314) and seventh in runs scored (451). The total stolen bases were the most by the program in 28 years since the 1987 club tallied a school-record 156. He helped guide LSU to an SEC championship and the 2015 College World Series. Seven of Cannizaro's hitters were drafted that year, including Bregman.

Cannizaro's leadership during the 2016 campaign might have been his finest work. Despite losing eight starters from their prolific lineup of 2015, the Tigers still managed to boast one of the SEC's top offenses. LSU finished the year ranked first in the SEC in stolen bases (95), second in runs (426), second in triples (21), third in scoring (6.5), third in on-base percentage (0.385) and third in slugging percentage (0.422). The Tigers reached an NCAA Super Regional and four players were selected in the 2016 MLB Draft.

A record-breaking base stealer as a player, Cannizaro's aggressiveness on the base paths has carried over into his coaching



career. Since 2015, no SEC team has stolen more bases than the Tigers (225). That two-year total is 31 better than the SEC's next closest, Vanderbilt (194).

Before his time at LSU, Cannizaro worked as a Yankees scout from 2009 through 2014, evaluating and recruiting amateur players in preparation for the annual MLB Draft. He was the Yankees' official representative at the 2013 and 2014 MLB Drafts. He also worked as the advance scout for the team as it prepared for the 2011 and 2012 playoffs.

Cannizaro was the Yankees' seventh-round selection in the 2001 MLB Draft, and he played in the organization for seven seasons, reaching the Major League level in September 2006. He joined the Tampa Bay Rays in 2008 and was on the club's big-league roster for the first two months of the season. He later played for the AAA affiliates of the Cleveland Indians and Chicago White Sox before retiring from the game in September 2009.

During his Major League career, Cannizaro played and learned under Hall of Famer Joe Torre and World Series champion Joe Maddon.

Cannizaro, a four-year starter at shortstop for Tulane (1998-2001), led the 2001 Green Wave squad to the first College World Series appearance in school history, batting a remarkable .395 with 118 hits, 34 doubles, 70 RBI and 52 stolen bases.

A two-time all-America and three-time all-Conference USA performer, Cannizaro is Tulane's all-time leader in games played (248), at-bats (1,030), hits (350), doubles (85) and stolen bases (128). He was inducted in 2007 into the Tulane Athletics Hall of Fame. Cannizaro remains the C-USA all-time leader in career hits and career stolen bases.

A native of Mandeville, La., Cannizaro graduated from Tulane in December 2001 with a bachelor of arts in sociology/business minor.

He and his wife, Allison, are the parents of two children, Gabrielle and Pierce.

CANNIZARO THE PLAYER

A key member of Tulane's inaugural trip to the College World Series team in 2001, Cannizaro rejoins the Big Leagues after spending a portion of the 2006 season with the Yankees, when he hit .250 (2-for-8) with a home run and an RBI in 13 games.

Cannizaro spent Spring Training with the Rays and was one of the last players to be released. He was sent to Tampa Bay's Triple-A affiliate, the Durham Bulls, where he hit .289 with five doubles and five RBI in 13 games.

Cannizaro began his professional career in 2001 in short-season Staten Island, and began the 2002 season in Advanced-A Tampa. He was bumped to Double-A Trenton in 2003 and began the 2004 season there as well before being promoted to Triple-A after hitting .314 with 18 doubles, three homers and 44 RBI in 54 games with the Thunder.

He completed the 2004 season in Columbus, and in 2005 hit .276 with 32 doubles, a triple, three home runs and 32 RBI before receiving the call. His batting average was a team high for players with more than 150 at-bats, and his doubles total paced the club.

In 2006, Cannizaro led Columbus with a .361 batting average off left-handed pitchers and paced the club with 32 doubles, which ranked fifth in the International League. He went to Spring Training 2007 with the Yankees, but missed nearly four months with a back injury. He opened the year rehabbing in Trenton before moving on to Triple-A Scranton/Wilkes-Barre on June 30 and played in a combined 36 games at second, 14 at shortstop and eight at third and hit .283 with 13 doubles and two home runs while driving in 22 runs.

A two-time, first-team All-Conference USA selection, Cannizaro was named second-team All-American by Baseball Weekly and Collegiate Baseball in 2001 when he hit .395 (118-for-299) with 34 doubles, three triples, three home runs, 70 RBI and 52 stolen bases.



COACHING STAFF

ANDY CANNIZARO YEAR-BY-YEAR COACHING RECORD

YEAR	SCHOOL	POSITION	RECORD	CHAMPIONSHIPS/POSTSEASON
2015	LSU	Assistant Coach	54-12	SEC Champions/NCAA Regional/Super Regional/CWS
2016	LSU	Assistant Coach	45-21	NCAA Regional
All-Time Coaching Record (2 Seasons)			99-33 (.750)	

CANNIZARO BY THE NUMBERS...

17.....	All-American Honors Coached
11.....	MLB Draft Picks Coached
9.....	All-Conference Honors Coached
6.....	All-Americans Coached
2.....	Regionals (2015-16)
2.....	Super Regionals (2015-16)
1.....	College World Series (2015)
1.....	Conference Championships (2015)

MOST WINS AGAINST SEC OPPONENTS: 2012-2016

	TEAM	2012	2013	2014	2015	2016	TOTAL
1.	LSU	20	27	20	21	19	107
2.	Vanderbilt	20	29	18	20	18	105
3.	Florida	20	14	24	19	19	96
4.	Mississippi State	22	20	21	8	21	92
5.	South Carolina	19	17	17	13	20	86
6.	Ole Miss	15	16	20	16	18	85
7.	Arkansas	16	20	18	17	7	78
8.	Kentucky	20	11	17	14	15	77
9.	Alabama	9	16	15	12	15	67
10.	Texas A&M	N/A	15	13	18	20	66
11.	Auburn	16	14	10	14	8	62
12.	Georgia	14	7	10	10	11	52
13.	Tennessee	8	8	11	11	9	47
14.	Missouri	N/A	10	6	15	9	40

STOLEN BASES NATIONALLY: 2015-2016

	SCHOOL	GAMES	STOLEN BASES	STOLEN BASES PER GAME
1.	Texas Southern	100	302	3.02
2.	Seton Hall	108	271	2.51
3.	Wofford	119	239	2.01
4.	Eastern Michigan	114	232	2.04
5.	Louisville	129	228	1.77
6.	Cannizaro's teams	132	225	1.70
7.	TCU	133	216	1.62
8.	Campbell	110	200	1.82
9.	Vanderbilt	134	191	1.43
10.	Grambling	99	190	1.92

PLAYERS DRAFTED UNDER CANNIZARO (11)

YEAR	ROUND (OVERALL PICK)	NAME	TEAM
2016	2 (77)	Jake Fraley	Tampa Bay Rays
2016	18 (551)	Cole Freeman	Los Angeles Dodgers
2016	26 (783)	Greg Deichmann	Minnesota Twins
2016	32 (962)	Kramer Robertson	Cleveland Indians
2015	1 (2)	Alex Bregman	Houston Astros
2015	2 (58)	Andrew Stevenson	Washington Nationals
2015	4 (130)	Kade Scivicque	Detroit Tigers
2015	5 (165)	Jared Foster	Los Angeles Angels of Anaheim
2015	9 (264)	Mark Laird	Philadelphia Phillies
2015	9 (275)	Connor Hale	Seattle Mariners
2015	17 (521)	Chris Chinae	St. Louis Cardinals

WHAT THEY'RE SAYING ABOUT ANDY CANNIZARO

"From the time we drafted him in 2001, Andy Cannizaro consistently defied expectations during his rise through the Yankees minor league system. Despite the long odds against him, he earned his Major League service time by virtue of his unwavering commitment toward mastering the nuances of the game and maximizing his abilities to the fullest. I was also privileged to have him as part of our scouting staff, where he was an exceptional talent evaluator and communicator. I wish him the best of luck in his new role and congratulate Mississippi State University on entrusting Coach Cannizaro to lead its baseball program to even greater heights."

- **Brian Cashman, New York Yankees Senior Vice President and General Manager**

"I'm very happy for Andy, this is a tremendous opportunity for him. He's been a very loyal, hard-working coach for the LSU Tigers, and he's done a really great job. Andy is a very talented guy, and we wish him well in his new position."

- **Paul Mainieri, AFCA Hall of Famer and LSU Head Coach**

"There are certain players you consider family. I have always considered Andy family. This is an exciting time to see him get this opportunity. He is a shining star in the industry. The people in the industry recognize that. He is going to do some phenomenal things at Mississippi State. He is a hard worker and his personality will be a great fit for the program. For him to be named head coach at one of the most storied programs in college baseball, it is a wonderful thing."

- **Rick Jones, ABCA Hall of Famer and former Tulane Head Coach**

"Andy Cannizaro is a rising star in the college baseball coaching profession. He is an outstanding person full of great character and integrity who is truly a winner. Andy is more than prepared to take on the task of becoming the next baseball coach at Mississippi State. His energy and passion for young people and the sport of baseball is infectious to anyone he may come in contact with."

- **Jim Schlossnagle, TCU Head Coach**

"I really do think he's a guy that's going to do a really good job there. I've known him for a few years now, and I think when you look at Andy, he's a guy that's extremely charismatic. He's going to recruit extremely well there. He relates to kids. He's a guy that's a former big leaguer. He knows what it takes to get to that level, and I think the guy's a natural. ... Andy's incredibly smart. He was a heralded scout. He had a great eye as a scout, and he did a terrific job with [LSU's] offense the last couple of years. He's a total package. He's got that energy. He's going to recruit well. He knows what kind of player that you want in that program, and I think it's going to be a hire that pays some big dividends down the road."

- **Kendall Rogers, D1 Baseball**

"Andy Cannizaro quickly proved himself at LSU to be one of the best assistant coaches in the country. He stands out both for his work as a hitting coach and recruiter, as well as his passion for the game and helping his players improve in all facets. His energy, confidence and understanding of the game will serve him well in Starkville."

- **Teddy Cahill, Baseball America**

"Andy is a tremendous human being. He has as much class and integrity as anyone you'll meet in the game of baseball."

- **Jim Hendry, former GM of Chicago Cubs and special assistant to New York Yankees GM Brian Cashman**

"We are thrilled to welcome Andy to the Mississippi State baseball family. When you look at all of the characteristics we need in a baseball coach at Mississippi State, Andy is the perfect fit. He has an outstanding resume as a recruiter and scout in evaluating and developing talent. He's been around some of the best minds in all of baseball during his college and professional career. His personality and knowledge of the game will benefit our players."

- **John Cohen, former Mississippi State head baseball coach and current MSU Director of Athletics**

@COACHCANNIZARO



COACHING STAFF



#20 GARY HENDERSON

Assistant Coach
First Season



THE HENDERSON FILE

PERSONAL

Birthdate Feb. 3, 1961
 Hometown Eugene, Oregon
 Wife Vicki Henderson
 Children Alex and Ty

EDUCATION

High School Sheldon High School (Eugene, Oregon), 1979
 College San Diego State, 1984 (English)
 Graduate San Diego State, 1990 (Sports Psychology)

PLAYING CAREER

1976-79 Sheldon High School (Eugene, Oregon)
 1980 Linfield College
 1982-84 San Diego State

COACHING CAREER

1985 Crawford HS (San Diego, California)
 1986-87 Serra HS (San Mateo, California)
 1988 JV Head Coach, San Diego State
 1989 Assistant Coach, Cal State Fullerton
 1990 Assistant Coach, Riverside (California) CC
 1991-92 Assistant Coach, Chapman University
 1993 Head Coach, Chapman University
 1994 Assistant Coach, Pepperdine
 1995-98 Assistant Coach, Florida
 1999-03 Assistant Coach, Oregon State
 2004-08 Associate Head Coach, Kentucky
 2009-16 Head Coach, Kentucky
 Present Assistant Coach, Mississippi State

In June 2016, one of the top pitching masterminds made his way to Starkville, as 28-year coaching veteran Gary Henderson was named Mississippi State's new pitching coach.

The 2012 Southeastern Conference Coach of the Year, Henderson is a seasoned veteran and one of the top pitching minds in the entire country. He has 28 years of coaching experience, including spending the last eight seasons at the helm of the Kentucky Wildcats, where his teams had unprecedented success and set numerous program records.

Well known for his ability to produce Major League talent on the mound, seven of Henderson's pitching protégés have reached the Majors since 2012, which is tops in the SEC. That total is two better than Florida and Vanderbilt's five during that five-year span.

Kentucky just completed the most successful five-year span in program history under the leadership of Henderson, as the Wildcats won at least 30 games in five-straight seasons for the first time in school history. The team set the program record for wins on three separate occasions and rose to No. 1 in the nation for three weeks in 2012 for the first time in school history. He was voted SEC Coach of the Year by his peers after the school's record 2012 season. In 2006, the program won its first and only SEC Championship in baseball under the guidance of Henderson and Cohen.

Henderson is the fastest coach in Kentucky history to reach 200 wins. In his tenure with the Wildcats, 72 players were picked in the MLB Draft or signed as a free agent.

Henderson served as the pitching coach on the USA Collegiate National Team during the 2015 summer. While managing a dynamic pitching staff, Henderson oversaw a Team USA no-hitter over the Cuban Senior National Team, the first time Cuba had been no-hit in international play. Team USA won its series meetings with Cuba and Taiwan.

Prior to Kentucky, Henderson spent five seasons as pitching coach and recruiting coordinator at Oregon State. The Beavers notched the school's first ever College World Series titles in 2006 and 2007, riding the arms of several players recruited by Henderson. The most notable was CWS MVP Kevin Gunderson, who pitched a brilliant postseason in leading the Beavers to the title.

At Oregon State, Henderson coached eight Beaver pitchers who were drafted by major league teams, five of whom were selected in the top eight rounds. With the help of Henderson's recruiting efforts, the Beavers improved from 19 wins in 1999 to 31 in both the 2001 and 2002 seasons, finishing 31-24 and 31-23, respectively. In his time with the Beavers, two of Henderson's recruiting classes were ranked among the top 30 nationally. Meanwhile, his pitching staff led the Pac-10 Conference in complete games in



both the 2000 and 2001 seasons.

Before Oregon State, Henderson served as pitching coach and recruiting coordinator for the high-octane Florida Gators from 1995-98. In that time, he helped the Gators to the SEC Championship and the College World Series in both 1996 and 1998. Collegiate Baseball awarded national rankings to all four of Henderson's recruiting classes at Florida, including a No. 4 spot in 1996. The 1996 season also saw Collegiate Baseball tab Henderson as the National Assistant Coach of the Year.

In his playing days, Henderson pitched one year at Linfield College before transferring to San Diego State. He compiled a 19-5 career record at the two schools, earning his first career win in a road matchup at Southern California.

Henderson, a former standout prep quarterback, earned a bachelor's degree in English from San Diego State and a master's degree in sports psychology from SDSU.

Henderson and his wife, Vicki, have two sons, Alex and Ty.

WHAT THEY'RE SAYING ABOUT GARY HENDERSON

"Coach Henderson has played a huge part in so many players lives. He is one of the best recruiters in the country. I mean he found me all the way up in Saskatchewan, Canada. Not many guys make it from up there down here. He does a great job and I think his ability to form relationships with players and their families really just attracts people to this program and it should. He has that personality and is just a tremendous person. He's very intense, is a tremendous competitor and he's locked in at all times. Guys just want to be around him, he's a winner."

- **Minnesota Twins 2013 Minor League Pitcher of the Year Andrew Albers**

"Gary is one of the top coaches in the country and I am so proud of having gotten to work with him and be apart of his life.

Gary's work ethic, his attention to detail and his pure knowledge of what is going on with all aspects of the game makes him an outstanding coach. Gary is someone who has always been ahead of the game when it comes to recruiting and someone who has had an amazing impact on programs."

- **Oregon State Head Coach Pat Casey**

"Gary is a guy who really knows his stuff. He is a coach that can really relate to the players, a guy who is smart and witty, definitely one of the funniest coaches I have ever had."

- **Former MLB Catcher & 2016 World Series Champion David Ross**

HENDERSON BY THE NUMBERS...

41.....	Pitchers Drafted
21.....	Pitchers Drafted In Top-10 Rounds
13.....	Pitchers Drafted In Top-5 Rounds
17.....	Pitchers That Went From Undrafted To Drafted Under Henderson
6.....	Players Named All-Southeastern Conference
11.....	MLB Pitchers
7.....	MLB Pitchers Since 2012
4.....	All-Americans
9.....	All-American Honors Coached
16.....	All-Conference Honors Coached
7.....	Regionals (1996-98, 2006, 2008, 2012, 2014)
2.....	Conference Championships (1996, 1998)

STOLEN BASES ALLOWED & PICKOFFS (2007-16)

SCHOOL	SBA (PER YEAR AVG.)
Gary Henderson's Staff	393 (39.3)
Auburn	437 (43.7)
South Carolina	440 (44)
Florida	450 (45)
Tennessee	455 (45.5)
Vanderbilt	465 (46.5)
Mississippi State	484 (48.4)
Arkansas	519 (51.9)
Texas A&M	565 (56.5)
Ole Miss	569 (56.9)
LSU	584 (58.4)
Alabama	603 (60.3)
Georgia	683 (68.3)
Missouri	723 (72.3)

SCHOOL	PICKOFFS (PER YEAR AVG.)
Arkansas	159 (15.9)
Gary Henderson's Staff	134 (13.4)
Vanderbilt	127 (12.7)
Mississippi State	114 (11.4)
Alabama	111 (11.1)
Tennessee	99 (9.9)
Georgia	95 (9.5)
Florida	91 (9.1)
Texas A&M	90 (9.0)
Ole Miss	78 (7.8)
South Carolina	64 (6.4)
LSU	64 (6.4)
Missouri	61 (6.1)
Auburn	52 (5.2)

@MSUGH20



COACHING STAFF



#21 WILL COGGIN

Assistant Coach/Recruiting Coordinator
Second Season



THE COGGIN FILE

PERSONAL

Birthdate November 28, 1985
Hometown Amory, Mississippi

EDUCATION

High SchoolBooneville (Miss.) High School, 2004
CollegeMississippi State, 2010 (Kinesiology)
Graduate Mississippi State, 2012 (Sports Administration)

PLAYING CAREER

2001-04 Booneville (Miss.) High School
2005-06 Northeast Mississippi CC
2007-08 Mississippi State

PLAYING ACCOLADES

2004..... Northeast Mississippi Coaches Association for Better Baseball 1-2A Player of the Year
2005-06Mississippi Association of Community & Junior Colleges All-State

COACHING CAREER

2009-12 Student Assistant, Mississippi State
2013-15 Assistant Coach, St. Johns River (Fla.) State College
2015-16 Coordinator of Baseball Camps, Mississippi State
2016-17 Assistant Coach/Recruiting Coordinator, Mississippi State

Former Mississippi State baseball player and Assistant Coach Will Coggin enters his first season in the role, but his fifth season overall as part of the Diamond Dawg coaching staff.

Coggin returned to Starkville in August 2015 for his second stint at MSU as coordinator of camps, along with having served as the Bulldogs' volunteer assistant coach and coach first base during the 2016 season.

"I am thankful to join Coach Cohen's staff," Coggin said upon his return in August 2015. "I am excited to be back at my alma mater and to have the privilege of putting on the M-over-S which means so much to me. It is an honor to serve this great university."

Following the 2016 campaign, Coggin was promoted to assistant coach and recruiting coordinator in addition to coaching first base during the season.

The MSU baseball program saw drastic improvements from 2015 to 2016, including a batting average that improved by 42 points (.271 to .313), 117 more hits, an on-base percentage that jumped from .372 to .407 and a slugging percentage that rose 91 points—from .364 in 2015 to .444.

MSU hitters went from hitting just 22 homers in 2015 to hitting 52 in the following season, while also legging out 60 more extra-base hits and crossing home plate 90 more times in 2016.

The SEC took notice of the improvements and it showed in the All-SEC selections. With Coggin's help, the number of All-SEC selections went from zero in 2015 to five in 2016.

Before Coggin arrived, MSU had no players drafted in the 2015 MLB Draft. Fast-forward to the 2016 season, in which 11 Diamond Dawgs were drafted, with 10 of those draftees signing pro baseball contracts.

Under the tutelage of Coggin, outfielder Jake Mangum took the league batting title on his way to becoming the first Bulldog to win SEC Freshman of the Year and the first freshman to ever win the C Spire Ferriss Trophy, which is awarded to the best college baseball player in Mississippi.

Coggin returned to Starkville after serving as an assistant coach for three seasons at St. Johns River State College in Palatka, Florida. While there, the Booneville, Mississippi, native helped lead the Vikings to a 122-42 overall record (.744), including a 57-14 mark (.803) in the Mid-Florida Conference. The 122 wins from 2013-15 were the most by a Florida junior college. After being ranked as high as 18th nationally in 2013 and fourth in the country in 2014 by Perfect Game, the Vikings earned a No. 1 ranking for much of this past spring.

Serving as the SJRSC third base coach and recruiting coordinator, Coggin was part of a 2015 squad which won a school-record 47 games (47-10), surpassing the previous mark of 38 set in 2013. The Vikings won their third straight Mid-Florida Conference championship this past spring, accomplishing the feat for the first time since 1966-68. Coggin also helped lead SJRSC to its first



Florida State Tournament win in 38 years, finishing the season first in the Florida junior college ranks in wins, runs, home runs, RBIs, walks, on-base percentage and total bases.

Individually, Coggin was instrumental in player development, recruiting & coaching 25 players who went on to sign with Division I programs. A total of 45 players signed NLI's to four-year universities during his tenure at SJRSC. Included in that number is former MSU first baseman Nathaniel Lowe, who earned NJCAA First-Team All-American honors as a first baseman in 2015 after hitting .372 with 59 runs, 53 RBIs and 17 home runs in 56 games. During his three-year stint, Coggin also saw six of his players drafted by major league teams.

Prior to coaching in Florida, Coggin was part of Cohen's staff at MSU from 2009-12. During that stretch, the Maroon and White won the 2011 NCAA Atlanta Regional, advanced to the 2011 NCAA Gainesville Super Regional and captured the 2012 SEC Tournament championship on their way to appearing in the 2012 NCAA Tallahassee Regional.

Before joining the staff in Starkville, Coggin was a middle infielder for the Bulldogs from 2007-08 after transferring from Northeast Mississippi Community College, where he played from 2005-06. Coggin earned his bachelor's degree in kinesiology in 2010 from MSU before receiving a master's degree in sports administration in 2012.

COGGIN BY THE NUMBERS...

14	Players Coached Who Were Selected In the MLB Draft
8	Years as a Baseball Coach
8	All-American Honors Coached
5	All-Conference Honors Coached
4	Players Named All-Southeastern Conference
3	Regionals (2011-12, 2016)
2	Players Named All-American
2	Conference Championships (2012, 2016)

PLAYERS DRAFTED UNDER COGGIN (15)

YEAR	ROUND (OVERALL PICK)	NAME	TEAM
2016	8 (235)	Jacob Robson	Detroit Tigers
2016	13 (390)	Nathaniel Lowe	Tampa Bay Rays
2016	13 (391)	Gavin Collins	Cleveland Indians
2016	20 (606)	Jack Kruger	Los Angeles Angels of Anaheim
2016	38 (1143)	Brent Rooker	Minnesota Twins
2015*	12 (349)	Myles Straw	Houston Astros
2014*	7 (210)	Tyler Humphreys	Arizona Diamondbacks
2013*	12 (352)	C.J. Robinson	Miami Marlins
2011	20 (624)	Nick Vickerson	Texas Rangers
2011	24 (735)	Jarrod Parks	Los Angeles Angels of Anaheim
2011	33 (1008)	Jaron Shepherd	Colorado Rockies
2010	21 (634)	Connor Powers	San Diego Padres
2010	26 (782)	Jet Butler	New York Mets
2009	11 (337)	Connor Powers	Los Angeles Dodgers
2009	35 (1061)	Grant Hogue	Houston Astros

* - St. John's River State College (Florida)



COACHING STAFF



#35 MIKE BROWN

Coordinator of Baseball Camps

First Season



THE BROWN FILE

PERSONAL

Birthdate September 24, 1984
 Hometown Davis, California
 Wife Sarah Brown
 Children Riki

EDUCATION

High School Davis (California) High School, 2003
 College Kentucky, 2008 (Agricultural Economics)
 Graduate Kentucky, 2014 (Sports Management and Leadership)

PLAYING CAREER

2001-03 Davis (California) High School
 2004-05 Cuesta (California) College
 2006-07 Kentucky

PLAYING ACCOLADES

2004 All-Western State Conference (first team)
 2005 Southern California All-America team
 Western State North Conference Player of the Year

COACHING CAREER

2008 Student Assistant, Kentucky
 2009-11 Director of Baseball, KOA Sports
 2012-14 Graduate Assistant Coach, Kentucky
 2015-16 Assistant Coach, New Mexico State
 Present Coordinator of Baseball Camps, Mississippi State

MSU baseball head coach John Cohen announced Mike Brown as the Diamond Dawgs' new camps coordinator and volunteer assistant in July 2016.

Brown comes to Starkville via New Mexico State, where he spent the past two seasons as the Aggies' assistant coach. Brown helped oversee New Mexico State's hitters, hitting system and coached third base, while also overseeing the NMSU outfield. Brown was an instrumental part in NMSU making the biggest turnaround in college baseball last season, as the Aggies won 23 more games than the 2015 season, finishing 34-23.

Under Brown's leadership, the Aggies' offense made impressive strides from 2015 and dominated the Western Athletic Conference, leading the way in a multitude of categories. In total, NMSU led the WAC in batting (.297), slugging percentage (.445), runs (371), RBIs (344), doubles (112), home runs (49), HBPs (65) and total bases (887).

Brown's leadership also helped provide one of the best individual seasons in New Mexico State history, as junior outfielder Daniel Johnson became the first Aggie since 2009 to earn All-American honors. Along with being named to the ABCA/Rawlings All-American Third Team, Johnson also garnered WAC Player of the Year honors, All-WAC Team laurels and was listed to the ABCA/Rawlings First Team All-Region.

Along with Johnson, the 2016 season saw the Aggies have the first All-American pitcher in school history, as Kyle Bradish was named a Louisville Slugger Freshman All-American. In total, Brown and NMSU had two All-Americans, one conference player of the year and five total All-WAC honorees.

Prior to joining the Aggies, Brown spent two years working at the University of Kentucky under current MSU pitching coach Gary Henderson. In his two seasons at UK, Brown helped direct the Wildcats to the semifinals of the SEC Tournament and an NCAA Regional Finals appearance. Brown had a number of responsibilities with the Wildcats, including serving as first-base coach for six Southeastern Conference games. Brown assisted in practice management, planning and coordination, while also working directly with the Wildcat hitters.

Once again, Brown's offensive prowess was on display, as the Wildcats led the SEC in batting (.254), slugging percentage (.324), on-base percentage (.348), hits (323) and walks (145).

In his two seasons as UK's graduate assistant coach, Brown helped develop one of the top players in collegiate baseball history in A.J. Reed. Reed was a dominant double threat, sweeping the national awards while leading the NCAA in home runs, slugging percentage and OPS and pacing the rigorous SEC in wins on the mound. Reed's success led him to be named the unanimous national player of the year and the highest-drafted player under Brown (2nd round, Houston Astros, 2014).

Brown also served on the UK coaching staff in 2008 under both Cohen and Henderson, his first season after starring on the diamond for the Wildcats in 2007.



The Woodland, Calif, native was also the manager for the Fulton Railroaders Summer Baseball Club in the Ohio Valley League during the summer of 2014. Brown managed the team to a 22-18 record, finishing second place in the league. The Railroaders capped the year on a high note, winning 12 of their last 14 games, losing their final two in the playoffs. The Railroaders led the Ohio Valley League in batting average, slugging percentage, on-base percentage, total hits and walks under Brown's management.

The summer prior, Brown spent time with the Amsterdam Mohawks in the Perfect Game Collegiate Baseball League (PGCBL). As an assistant coach, he helped coordinate the offense while also helping on the defensive side. The Amsterdam Mohawks Baseball Club won the PGCBL Championship with a record of 25-18, while winning 20 of its last 22 games.

Brown arrived to Kentucky after spending the past three years as the director of baseball of KOA Sports. There he coached the 16-and-under and the 18-and-under showcase teams. While expanding the KOA Sports name, Brown held after-school clinics and served as a mentor to kids both on and off the field.

Brown graduated from UK in 2008, earning a degree in agricultural economics. Immediately following graduation, Brown served as a student assistant to the Wildcats baseball program, with UK winning a school-record 44 games and advancing to the championship game of the 2008 NCAA Ann Arbor Regional. Brown also helped develop two All-American position players in Sawyer Carroll (OF) and Collin Cowgill (OF).

As a former baseball player at UK from 2006-2007, Brown led the Wildcats to a historic pair of seasons and finished with his name all over the Wildcats' record book. After helping UK to the 2006 SEC Championship and hosting an NCAA Regional in his first season as a reserve utility man, Brown emerged as a star for SEC Coach of the Year John Cohen's 2007 squad. Brown led the club with a .369 average (8th in the SEC) and 68 runs. Brown's 1.28 average runs scored per game earned him a ninth-place finish in the NCAA that season as well. He finished 2007 ranked seventh in single-season history in runs, ninth in on-base percentage (.486), fourth in sac bunts (12) and ninth in hit by pitches (18).

He also played for Cuesta College before transferring to UK, where he was the only player in school history with a career average over .400 after earning a scorching .409 clip. In 2005, Brown was awarded the Western State Conference Player of the Year and was also named a California Junior College Baseball All-American. Brown was also recognized for being the Cuesta Athlete of the Year in 2005.

In his nine years in the coaching field, Brown helped produce top collegiate talent that has advanced to the professional level. Brown has had 23 players drafted, including six in the top five rounds. Four of those players have reached the highest level in baseball, playing in the Majors.

Brown was born in Woodland, Calif., and grew up in Davis, Calif. Brown is the son of Scott and Sandra Brown, with an older brother, Rich. Along with his wife Sarah, Brown has a daughter, Riki. Brown earned his masters of education in sports management and leadership in June 2014 from Kentucky.

@MIKESBROWN5



SUPPORT STAFF



BRIAN NEAL

**Head of MSU Olympic Sports Strength & Conditioning
Seventh Season**



Entering his seventh season overseeing the strength and conditioning programs for the Bulldog baseball team is Brian Neal. Neal, 32, is a native of Forest, Virginia. He joined the MSU staff in February 2011 following a four-year stint as assistant strength coach at Sam Houston State. In January 2016 Neal was promoted to head of MSU Olympic sports strength and conditioning. He currently oversees all strength and conditioning training based out of the Holliman and Shira Center, including all staff, graduate assistants and interns.

He trained baseball athletes at Sam Houston State, assisted with football strength training and directed the strength training of SHSU's track, golf, women's soccer and women's basketball athletes.

Neal was a linebacker on the Bridgewater College football team, and while an undergraduate there served internships with the strength and conditioning programs at Virginia Tech in 2003 and North Carolina in 2004.

Upon graduation at Bridgewater College, where he double-majored in exercise science and allied health sciences, Neal served as a graduate assistant strength coach at Southern Miss (2005-2007), where he earned a graduate degree in sports coaching education. He also served an internship with the United States Olympic Committee (2007), working primarily with Summer Olympic athletes.

Certified with the NSCA (National Strength and Conditioning Association), the USAW (United States Weightlifting) and CSCCA (Collegiate Strength and Conditioning Coaches Association), he also coordinates strength and conditioning at Mississippi State for women's soccer and both men's and women's golf. Away from his duties at MSU, Neal also trains and competes in Brazilian Jiu-Jitsu and mixed martial arts.

Neal and his wife Amber married in September 2016.



SCOTT WETHERBEE

**Senior Associate AD, Sport Administrator for Baseball
First Season**



Since 2013 as MSU's senior associate athletic director of external affairs, Wetherbee has developed MSU's external unit into one of the most elite and recognized in all of college athletics. He built a department with the hiring of 20 new employees over a three-year span, cultivating a culture of innovation and brand consistency.

Wetherbee has played a pivotal role in the growth of MSU Athletics since his arrival, serving on the executive staff that provides oversight to all 16 of the Bulldogs' varsity sports and overseeing an annual budget of \$87 million. He has spearheaded all aspects of MSU's external department, including marketing, media relations, video, equipment, facilities, game operations, licensing, Adidas, Gatorade, and served as liaison to Bulldog Sports Properties – the department's third-party rights holder. He successfully negotiated new deals with Learfield, Adidas and Gatorade.

Wetherbee serves as MSU's liaison to the SEC Network. With that responsibility, he established a department that produced over 100 live digital broadcasts during the 2015-16 athletic year. He is also the sport administrator for the Bulldogs' baseball and volleyball programs.

In addition, he oversees all branding, graphic, venue marketing and video elements of MSU's athletic facilities. That included the creation of a new \$1.3 million video board and hustle boards for Humphrey Coliseum, the vision for the largest videoboard in college baseball at Dudy Noble Field and new graphics in Davis Wade Stadium, Nusz Park, MSU Golf Facility, MSU Soccer Fieldhouse and the Humphrey Coliseum locker rooms.

Wetherbee arrived in Starkville after spending 10 years as an assistant athletic director at East Carolina where he directed the department's marketing and ticket operations. He was part of an administrative team that led a \$60 million expansion and development project of ECU Athletic facilities since 2008. In 2011, his marketing ticket vision produced ECU football records in per game attendance (50,012), total attendance (300,069) and season ticket sales (24,188). He assisted the Pirate Club in increasing unrestricted annual giving by over 56 percent and membership growth by 78 percent.

From 2002-03, Wetherbee served as the assistant athletic director for ticket operations at San Diego State University. He directed ticket sales, oversaw the ticket office's budget and served on the department's senior staff. One of his many accomplishments at SDSU was the designing and implementation of the men's basketball's reseating process, which allocated seats based on existing donor levels and the priority points system.

Prior to his stint at San Diego State, Wetherbee spent three years at Fresno State, serving as assistant athletic ticket manager from 1999-2000 before being promoted to athletic ticket manager in 2000. He directed all ticket sales and operations for over 100 athletic and special events annually and maintained the department's budget. In addition to supervising the staff, Wetherbee created, designed and maintained Fresno State's first online ticket office – GoBulldogs.com.

A native of Kalamazoo, Mich., Wetherbee earned a Bachelor of Science degree from Ball State in May 1997. He and his wife, Tracy, have two children: Taylor and Spencer.



JIMMY GLASSFORD

**Athletic Academic Counselor
First Season**



Jimmy Glassford is in his first year overseeing the academic needs of the Diamond Dawgs. Glassford earned his bachelor's degree in Sport Management from North Greenville University in 2010 and earned his master's degree in Sport and Entertainment Management from the University of South Carolina in 2011. While in Columbia, Glassford worked as an academic intern, assisting advisors of the track and field, swimming and diving and football teams, in addition to serving as Academic Monitoring Program Coordinator.

Glassford arrived at MSU in 2013. Since then, he has overseen the academic needs of men's and women's tennis, as well as volleyball. He also oversees the physical class check program for MSU student-athletes.

Originally from Bowling Green, Ohio, Glassford and his wife, Jordan married in 2010.



LEE VANHORN

**Coordinator of Baseball Operations
Second Season**



Lee VanHorn joined the Mississippi State baseball program as coordinator of baseball operations in January 2016.

A 2012 graduate of MSU, VanHorn serves as the program's primary liaison with adidas baseball. He also coordinates all team travel and manages player relations. In addition, he oversees student managers and the Diamond Dawgs' video operations.

VanHorn returned to Starkville after serving as the baseball information manager for the Albuquerque Isotopes, the Triple-A affiliate for the Colorado Rockies. During the 2014 and 2015 seasons, he acted as the organization's primary public relations contact, managing all internal and external publicity efforts.

Working under Isotopes owner Ken Young, the Winona, Mississippi, native also served as a PR advisor for the Biloxi Shuckers, helping develop a strategic communications plan for the unveiling of the team name and logo for the Milwaukee Brewers' new Double-A affiliate.

Prior to working with such MLB stars as Carl Crawford, Joc Pederson and Corey Dickerson, VanHorn functioned as MSU's primary media relations contact for volleyball (2013) as well as men's and women's golf (2010-13). VanHorn also served as a direct assistant to legendary baseball media relations contact Joe Dier in 2012-13, coordinating player requests on the 2013 NCAA College World Series finalist squad.

Outside of sports, VanHorn spent the summer of 2012 working in the United States Intelligence Community in Washington D.C.



JASON WIRE

**Assistant Athletic Trainer
Seventh Season**



Beginning his seventh season as the athletic trainer for the Maroon and White is Jason Wire, who joined the Mississippi State athletic department in September 2010.

Wire, 32, is a native of St. Cloud, Minnesota, and a graduate of St. Cloud State University, where in 2006 he earned his bachelor's degree in kinesiology. He began his career in athletic training while attending SCSU, serving as a student athletic trainer working with the Husky baseball, football and hockey programs.

He continued his educational career at San Jose State, earning a graduate degree in athletic training in May 2009. During his two years at San Jose State, Wire handled the athletic training needs of the Spartan baseball, men's and women's soccer and women's tennis teams.

Upon graduation from SJSU, Wire, a member of the National Athletic Trainers' Association, worked for a year in professional baseball in Salisbury, Md., where he was an assistant athletic trainer and the head strength and conditioning coach for the Delmarva Shorebirds, the Class A South Atlantic League affiliate for the Baltimore Orioles.

Wire married fellow athletic trainer Sarah Williams at MSU's Longest Student Health Center in October 2015.



STUDENT MANAGERS



AUSTIN BURT

Second Season

PERSONAL

Birthdate Feb. 9, 1997
Hometown Nashville, Tenn.
Parents Brenda and Brandon Hazzard
High School Ravenwood High School
Major Business Management



BRYCE DEUPREE

First Season

PERSONAL

Birthdate Sept. 18, 1997
Hometown Lindale, Texas
Parents Jennifer and Toby Deupree
High School Lindale High School
Major Biochemistry (Pre-Dental)



WILL MCDOWELL

Third Season

PERSONAL

Birthdate Dec. 29, 1995
Hometown Jackson, Miss.
Parents Beth and Mark McDowell
High School Jackson Academy
Major Marketing



JOSH NICHOLS

First Season

PERSONAL

Birthdate June 26, 1998
Hometown Loganville, Ga.
Parents Patty and Michael Nichols
High School Loganville High School
Major Sports Studies (Focus in Communication)



KYLE SPENCER

Second Season

PERSONAL

Birthdate June 10, 1997
Hometown McKinney, Texas
Parents Lorraine and Paul Spencer
High School McKinney North High School
Major Business Management




BRETT SPRING

Third Season

PERSONAL

Birthdate March 8, 1996
Hometown Brookhaven, Miss.
Parents Amy and Randy Spring
High School Brookhaven High School
Major Kinesiology



2017 MISSISSIPPI STATE DIAMOND GIRLS

NAME	CLASSIFICATION	EXPERIENCE	MAJOR	HOMETOWN
Shelby Allard	Senior	Second	Psychology	Flora, Mississippi
Bess Buskirk	Freshman	First	Educational Psychology	Tupelo, Mississippi
Mary Dawson Buskirk	Junior	Third	Elementary Education	Tupelo, Mississippi
Lindsey Chun	Sophomore	First	Special Education	Hernando, Mississippi
Abigail Devlin	Sophomore	Second	Child Studies/Pre-Nursing	Trophy Club, Texas
Emily Foreman	Senior	Third	Microbiology	Raymond, Mississippi
Rachel Foreman	Freshman	First	Undeclared	Flowood, Mississippi
Meredith Friloux	Freshman	First	Kinesiology	Tupelo, Mississippi
Amanda Hill	Freshman	First	Statistics/Minor in Business	Meadville, Mississippi
Haley Hobart	Senior	Third	Biochemistry	Hollandale, Mississippi
Maddie Howell	Freshman	First	Civil Engineering	Clinton, Mississippi
Hannah Laird	Sophomore	First	Microbiology/Pre-Med	Starkville, Mississippi
Bailey McCarver	Freshman	First	Biochemistry	Brandon, Mississippi
Jacquelyn Nemeth	Senior	Fourth	Business Management	Starkville, Mississippi
Allie O'Leary	Sophomore	Second	Educational Psychology	Arlington, Texas
Emily Olier	Sophomore	First	Biological Sciences	Terry, Mississippi
Sha Pope	Junior	Second	Communication	Collinsville, Mississippi
Lacey Reed	Junior	Second	Sports Studies	Starkville, Mississippi
Alivia Roberts	Junior	Third	Communication	Shannon, Mississippi
Sydney Slocum	Sophomore	First	Kinesiology	Olive Branch, Mississippi
Zoe Toal-Weaver	Sophomore	Second	Elementary Education	Overland Park, Kansas
Merrie Morgan Volk	Senior	Fourth	Marketing	Madison, Mississippi

* **BOLD DENOTES CAPTAIN**

ABOUT THE MISSISSIPPI STATE DIAMOND GIRLS

Mississippi State's Diamond Girls serve as one of the primary support organizations for the Mississippi State baseball program. The Diamond Girls handle a wide array of tasks year-round in support of the Diamond Dawgs' baseball operation since the group's inception in 1976. They are most visible on game days at Dudy Noble Field, serving as stadium hosts and distributing programs to fans as they enter the stadium. The Diamond Girls also operate the souvenir and gift stand and serve on the field during games as bat handlers.



PLAYERS



#7 LUKE ALEXANDER

6-0 • 192 • SO. • INF • S-R • 1L
Belmont, Miss. (Belmont High School)



2016: Saw action in 29 games as a true freshman, starting in 20 of those games • Hit .222 with two homers and nine RBIs • Drew the Opening Day start at shortstop on Feb. 19, going 1 for 3 with his lone hit being a solo home run in the eighth inning against FAU • Went 1 for 3 on Feb. 20 against South Dakota State, driving in and scoring a run • Was 1 for 2 with a walk and a single in his start on Feb. 20 against FAU • 2 for 2 with a pair of runs scored against South Dakota State on Feb. 21 • Hit a pinch-hit, two-run home run on April 13 against Memphis.

HIGH SCHOOL: 2013, 2014 and 2015 Perfect Game All-American • Finished career with 17 home runs • 2015 Jackson (Miss.) Clarion Ledger All-State and Dandy Dozen selection after hitting .505 with a .602 on-base percentage as a senior • Scored 36 runs, drove in 25 runs and stole 20 bases in 32 games • Earned all-state honors in 2012, 2013 and 2015 • 2015 MAC 3A Player of the Year • Played on the 14U Team USA squad • Hit .362 with 18 runs, 15 hits and 12 stolen bases as a junior, being selected to the 2014 National Showcase Rawlings Top Prospect Team • Raked at a .388 clip as a sophomore with 21 runs, 18 RBIs and 14 base swipes • Recorded a .426 average with 36 runs, 18 RBIs and 15 stolen bags as a freshman • Also lettered four years in basketball and three years in football • Played travel ball for the Dulins Dodgers alongside teammates Trysten Barlow, Brant Blaylock, Keegan James, Jake Mangum and Hunter Stovall.

PERSONAL: Born Luke Earl Alexander on August 24, 1996 in Tupelo, Mississippi • Son of Michele and Nick Alexander • Has one sister, Julia • Committed to MSU in eighth grade • Multiple relatives have attend State • Chose MSU over interest from LSU and Ole Miss • Majoring in accounting • Favorite pro athlete is Bryce Harper despite the Atlanta Braves being his favorite pro team • Enjoys hunting and fishing in his spare time • Refuses to step on the foul line • Secret ambition is to be on the cover of Ducks Unlimited • Wants autobiography to be titled "Alexander the Great."

Career Highs

AB:4, 5x, last at Vanderbilt, 3/18/16
R:2 vs. South Dakota State, 2/20/16
H:2 vs. South Dakota State, 2/20/16
RBI:2 vs. Memphis, 4/13/16
2B:1 at Vanderbilt, 3/18/16
3B:N/A
HR:1, 2x, last vs. Memphis, 4/13/16
BB:2, 3x, last at Vanderbilt, 3/18/16
SB:1, 2x, last vs. South Dakota State, 2/21/16

LUKE ALEXANDER'S CAREER HITTING STATISTICS

YEAR	AVG	GP-GS	AB	R	H	2B	3B	HR	RBI	BB	HB	SO	SF	SH	SB-SA	SLG	OBP	E	FLD
2016	.222	29-20	63	11	14	1	0	2	9	11	1	20	1	6	2-2	.333	.342	4	.939
Career	.222	29-20	63	11	14	1	0	2	9	11	1	20	1	6	2-2	.333	.342	4	.939

LUKE ALEXANDER'S SOUTHEASTERN CONFERENCE STATISTICS

YEAR	AVG	GP-GS	AB	R	H	2B	3B	HR	RBI	BB	HB	SO	SF	SH	SB-SA	SLG	OBP	E	FLD
2016	.176	9-7	17	3	3	1	0	0	1	3	0	9	0	2	0-0	.235	.300	3	.880
Career	.176	9-7	17	3	3	1	0	0	1	3	0	9	0	2	0-0	.235	.300	3	.880




#41 GRAHAM ASHCRAFT

6-2 • 223 • FR. • RHP • L-R • HS
Gurly, Ala. (Huntsville High School)



HIGH SCHOOL: 2016 Rawlings Perfect Game 2nd Team All-American • Ranked 90th among Freshman recruits, 3rd overall and 2nd at his position in the state of Alabama, by Perfect Game • Ranked no. 175 on Baseball America's Top-500 prospects for the 2016 MLB Draft • Ranked 86th on D1Baseball's Top 100 High School Prospects list • Named to Alabama Class 7A All-Star Team • Selected by AL.com's Super All-State team • Fastball has been recorded as high as 99 mph • Perfect Game recorded his fastball at 95 mph • Played travel ball with So Cal National Travel Team • Finished senior season with a 4-3 record and 3.71 ERA, throwing 53 K's in 49 Innings Pitched • Hit .331 with state-leading 16 home runs during junior season.

PERSONAL: Born Douglas Graham Ashcraft on Feb. 11, 1998 in Huntsville, Alabama • Son of Chuck Ashcraft and Michelle Daymond • Has two brothers Chuck and Gary Ashcraft • Major is Forestry and Wildlife Management • Chose Mississippi State over Auburn, LSU and West Virginia • Favorite MLB player of all time is Chipper Jones.



#46 TRYSTEN BARLOW

6-1 • 216 • RFR. • LHP • L-L • RS
Halls, Tenn. (Dyer County High School)



2016: Redshirted his true freshman season • Played summer ball with the Hyannis Harbor Hawks in the Cape Cod Baseball League, making 12 appearances, including one start and striking out seven in 15.1 innings.

HIGH SCHOOL: 2015 Louisville Slugger All-American • Named a Perfect Game All-American from 2013-15 • Named to the 2015 Perfect Game All-Region Southeast Second Team • Posted a 1.00 ERA with only 15 hits allowed in 60 innings pitched as a senior • Threw two shutout innings in the North Mississippi vs. West Tennessee All-Star Game • Rated a top-40 left-handed pitcher nationally and the second-best left-handed high school prospect in Tennessee by Perfect Game • Struck out 19 batters in a no-hitter his senior season on April 20, 2015 against Munford High School • Voted team MVP and named district MVP from 2013-15 • State semifinalist in 2013 and 2014 • Played travel ball for the Dulins Dodgers alongside teammates Luke Alexander, Brant Blaylock, Keegan James, Jake Mangum and Hunter Stovall.

PERSONAL: Born Trysten Keith Barlow on Dec. 31, 1996 in Memphis, Tennessee • Son of Robyn Sanders and Keith Barlow • Has one sibling, Cameron • Majoring in kinesiology with a concentration in sport pedagogy • Chose MSU over offers from LSU, Ole Miss and Alabama • Has fake teeth • Can also throw right handed • Biggest pet peeve is drivers who do not use their blinker when turning • Favorite MLB team is the St. Louis Cardinals • Favorite MLB player is Bryce Harper • Celebrity crush is Carrie Underwood.



#4 JACOB BARTON

6-1 • 198 • JR. • RHP • R-R • TR
Mangham, La. (LSU-Eunice)



JUNIOR COLLEGE: Pitched two seasons with LSU-Eunice in Division II of the NJCAA • Was a member of the 2015-16 NJCAA National Team • Fastball has been recorded up to 92 mph • Allowed only one earned run in 22.1 Innings, while striking out 31 batters in 18 appearances • Pitched in 11 games (one start) his freshman season for the Bengals during their national championship season, striking out 18 batters in 12.1 innings pitched.

HIGH SCHOOL: Prepped at Caldwell Parish High School in Columbia, Louisiana • Coached by Buster Duplissey • Received All-District 3-3A First team Honors all four years with Caldwell Parish High School • Four-year starter at quarterback and ran track for the Spartans.

PERSONAL: Born Jacob Levi Barton on Dec. 20, 1994 in Monroe, Louisiana • Son of Bo Barton and Kim Eason • Has two siblings Justin and Josie • Major is Kinesiology • Chose MSU over Cincinnati, Maryland, and VCU • Won the Junior College National Championship in 2015 while playing with LSU-Eunice • Secret talent is being a magician • Wants to see Hawaii added to the schedule for a road series • Favorite book is the Bible • Pregame ritual is playing hacky sack • Celebrity crush is Jennifer Lawrence.



PLAYERS



#45 JACOB BILLINGSLEY

6-1 • 185 • JR. • RHP • R-R • 1L
Senatobia, Miss. (Magnolia Heights School)



2016: Made 12 appearances out of the bullpen for the Diamond Dawgs, earning a save and holding a 1.80 ERA • Allowed just two runs (both earned) on 10 hits • Struck out 14 batters while walking just three • Made his much-awaited collegiate debut on Feb. 19 in a relief role against FAU • Pitched a career-high 2.1 shutout innings in the Governor's Cup victory against Ole Miss on April 26, in which he allowed just two hits and struck out three and earned the save • Played summer league baseball for the Sanford River Rats of the Florida Collegiate League alongside fellow Bulldog Brant Blaylock • Earned second-team All-Florida League honors after striking out 31 batters over 23.0 IP and holding a 2.34 ERA in eight appearances (five starts).

2015: Sat out entire redshirt freshman campaign after undergoing surgery to remove bone chips from throwing shoulder.

2014: Redshirted his first year on campus • Played summer ball for the Bethesda Big Train in the Cal Ripken Collegiate Baseball League, where he was named an All-Star • Finished the summer 1-0 with a perfect 0.00 ERA, striking out 16 in seven relief appearances • Held opponents in the CRCBL to a .068 average in 14 2/3 innings of work.

HIGH SCHOOL: Earned 2013 MaxPreps Baseball Medium Schools Second-Team All-America honors • 2013 MAIS Player of the Year • Named to the Rawlings 2013 Preseason Southeast Region Team as an honorable mention selection • 2013 Southern Sports and Travel Player of the Year • Won back-to-back state championships his junior and senior season (37-0 and 33-5) • Went a perfect 10-0 as the team captain with a 0.54 ERA and 82 strikeouts in 51 2/3 innings pitched in 2013 en route to first-team all-state honors • Owned a 1.75 ERA with a 12-2 mark as a junior in 48 innings tossed.

PERSONAL: Born Jacob Scott Billingsley on July 27, 1994 in Memphis, Tennessee • Son of Lisa and Kimbal Billingsley • Taught an elementary school Bible study on Wednesday nights in high school • Member of the National Honor Society in high school • Been a Mississippi State fan since birth • Majoring in psychology.

JACOB BILLINGSLEY'S CAREER STATISTICS

YEAR	ERA	W-L	GP	GS-CG	SH	SV	IP	H	R-ER	BB	SO	2B	3B	HR	WP	HB
2016	1.80	0-0	12	0-0	0	1	10.0	10	2-2	3	14	2	0	0	3	1
Career	1.80	0-0	12	0-0	0	1	10.0	10	2-2	3	14	2	0	0	3	1

JACOB BILLINGSLEY'S SOUTHEASTERN CONFERENCE STATISTICS

YEAR	ERA	W-L	GP	GS-CG	SH	SV	IP	H	R-ER	BB	SO	2B	3B	HR	WP	HB
2016	0.00	0-0	3	0-0	0	0	2.0	2	0-0	1	2	1	0	0	1	0
Career	0.00	0-0	3	0-0	0	0	2.0	2	0-0	1	2	1	0	0	1	0



#5 BRANT BLAYLOCK

6-1 • 202 • RFR. • OF • R-R • RS
Southaven, Miss. (DeSoto Central High School)



2016: Redshirted during his first season on campus • Played summer ball for the Sanford River Rats of the Florida Collegiate League alongside fellow Diamond Dawg Jacob Billingsley • Hit .313 with six doubles, a triple and a home run while driving in 16 runs in 32 games.

HIGH SCHOOL: 2014 and 2015 Perfect Game All-American • 2015 Jackson (Miss.) Clarion Ledger All-State selection after hitting .349 in 37 games with 19 runs scored and 17 RBIs • Recorded a perfect 1.000 fielding percentage his senior season • Won 2015 state



championship with current MSU teammate Keegan James • Hit .372 with 28 RBIs as a junior in 2014, leading the squad to the North State championship and runner-up finish • Played travel ball for the Dulins Dodgers alongside teammates Luke Alexander, Trysten Barlow, Keegan James, Jake Mangum and Hunter Stovall.

PERSONAL: Born Brant Parker Blaylock on Feb. 17, 1997 in Germantown, Tennessee • Son of Aimee and Gary Blaylock • Has one brother, Garrett • Chose MSU over interest from Ole Miss, Southern Miss and Memphis • Majoring in kinesiology with a concentration in health fitness studies • Volunteered at the Memphis Soup Kitchen • Secret ambition is to be on the PBA Bowling Tour • Favorite MLB team is the Atlanta Braves • Favorite MLB player is Carlos Gomez • Biggest pet peeve is people who don't use a turn signal • Favorite childhood memory is creating a vinegar volcano with his grandma in pre-kindergarten • Drinking 5-Hour Energy is his favorite pregame ritual.



#38 HARRISON BRAGG

6-4 • 229 • JR. • INF • R-R • TR
Lakewood, Wash. (Tacoma [Wash.] CC)



SUMMER LEAGUE: Played in the California Collegiate League for the San Luis Obispo Blues • Hit four doubles, two triples and two homers while driving in 18 runs.

JUNIOR COLLEGE: Played two seasons for Tacoma CC in Washington, the same junior college that former MSU infielder Seth Heck played for before coming to MSU, and was named a Rawlings All-American • As a sophomore in 2016, hit .355 with 33 runs scored, 14 doubles, three triples and six homers while driving in 44 runs • Led the Titans in hits, doubles and RBIs in 2016 • Hit .306 as a freshman in 2015 with a team-high seven homers while driving in 28 runs • 2016 Northwest-Pacific Association ABCA/Rawlings Northwest All-Region first team • Advanced to the finals of the Perfect Game Collegiate Baseball League home run derby in summer 2015 while a member of the Glens Falls Dragons in New York.

HIGH SCHOOL: Prepped at Lakes High School in Lakewood, Washington • Coached by Scott Shellgren • Hit .304 with 56 RBIs, 17 doubles, six triples and four homers in four seasons and was named All-State in 2014 • As a senior in 2014, owned a .397 clip with 27 RBI and three homers, all team-highs • In his junior year, hit .295 with 19 RBI • Hit .297 with five RBI and five doubles as a sophomore in 2012.

PERSONAL: Born Harrison John Bragg on Dec. 22, 1995 in Denver, Colorado • Son of John and Lisa Bragg • Has two sisters Alexa and Marissa • Major is Sport Management • Chose MSU over Campbell University • Biggest fear is clowns • Secret ambition is to be able to sing well • Favorite TV show is "The Office" • Favorite MLB team is the Washington Nationals.



#34 KALEB BREAU

5-11 • 184 • SO. • LHP • R-L • 1L
Sulphur, La. (Sulphur High School)



2016: Took the mound 16 times in his first season on campus, tossing 16.2 innings and striking out 19 over that span • Owned a 2-1 record with a save and a 5.40 ERA • Took the mound on Opening Day in relief against FAU, pitching 1.1 innings with a pair of strikeouts • His lone start came on March 8 against South Alabama, in which he pitched two hitless innings, striking out two • Earned his first career win by throwing an inning of perfect relief on March 19 at Vanderbilt to help the Bulldogs clinch the series against the Commodores • Pitched a career-long 2.1 innings on April 13 against Memphis, striking out three and earning the win • Played summer league ball for the Chatham Anglers of the Cape Cod Baseball League • Made five appearances (one start), owning a 4.82 ERA while striking out nine batters in 9.1 IP.

Career Highs

Innings Pitched- Starter:	2.0 vs. South Alabama, 3/8/16
Innings Pitched- Reliever:	2.1 vs. Memphis, 4/13/16
Strikeouts- Starter:	2 vs. South Alabama, 3/8/16
Strikeouts- Reliever:	3, 3x, last vs. ULM, 4/20/16
Walks- Starter:	2 vs. South Alabama, 3/8/16
Walks- Reliever:	2 vs. Florida Atlantic, 2/19/16
Hits Allowed- Starter:	None
Hits Allowed- Reliever:	3, 2x, last at Troy, 5/11/16
Runs Allowed- Starter:	None
Runs Allowed- Reliever:	3, 2x, last vs. Eastern Kentucky, 3/15/16
Earned Runs Allowed- Starter:	None
Earned Runs Allowed- Reliever:	3 vs. Florida Atlantic, 2/19/16



HIGH SCHOOL: Projected by scouts to go in rounds 3-6 of the 2015 MLB Draft, but told MLB teams he was going to MSU • Member of USA Baseball's 18U National Team that finished 12-0 and captured a gold medal at the COPABE Pan American Championship in the summer of 2014 • Went 28-12 in his prep career with a 1.20 ERA and 423 strikeouts in 280 2/3 innings • 2015 Louisville Slugger All-American • 2015 Perfect Game All-American • 2015 MaxPreps All-American • Member of the 2015 ABCA/Rawlings All-Region 6 Team • Named the Louisiana Baseball Coaches Association Class 5A Player of the Year and the 2015 Louisiana Sports Writers Association Class 5A Outstanding Player • Named the 2014-15 Gatorade Louisiana Baseball Player of the Year as a senior after going 9-0 on the bump with a 0.12 ERA and 99 strikeouts in 56 innings • Named first-team all-state by the LBCA • Led the Tornadoes to a 40-3 record and a trip to the Class 5A semifinals • 2014 all-state first-team selection as a junior and honorable mention all-state as a sophomore • Tossed a no-hitter against New Iberia High School where he racked up 19 strikeouts • MVP of 17U Perfect Game Championship in Fort Myers, Florida, where he led his team to the national title • Also played basketball and football as a sophomore • Shattered the single-season school football records for passing yards (2,206) and passing touchdowns (20) in 2012.

PERSONAL: Born Kale Ryan Breaux on Jan. 30, 1997 in Sulphur, Louisiana • Son of Christy and Sam Breaux • Has two siblings, Pierce and Cooper Ann • Chose MSU over LSU, Ole Miss, Rice and others • Majoring in kinesiology with a concentration in sport pedagogy • Maintained a GPA over 3.0 in high school • Has participated in numerous fundraiser walks to benefit cancer research • Favorite MLB team is the Houston Astros • Favorite MLB player all-time is Jamie Moyer • Volunteered locally as a youth baseball coach • Favorite athlete is Derek Jeter • Pregame ritual is listening to Carrie Underwood • Favorite SportsCenter highlight is Allen Iverson's rant on practice • Celebrity crush is Jennifer Lopez.

KALE BREAUX'S CAREER STATISTICS

YEAR	ERA	W-L	GP	GS-CG	SH	SV	IP	H	R-ER	BB	SO	2B	3B	HR	WP	HB
2016	5.40	2-1	16	1-0	0	1	16.2	19	11-10	10	19	4	0	0	4	5
Career	5.40	2-1	16	1-0	0	1	16.2	19	11-10	10	19	4	0	0	4	5

KALE BREAUX'S SOUTHEASTERN CONFERENCE STATISTICS

YEAR	ERA	W-L	GP	GS-CG	SH	SV	IP	H	R-ER	BB	SO	2B	3B	HR	WP	HB
2016	9.00	1-0	5	0-0	0	0	3.0	9	3-3	1	3	3	0	0	0	1
Career	9.00	1-0	5	0-0	0	0	3.0	9	3-3	1	3	3	0	0	0	1



#26 CODY BROWN

5-11 • 197 • SR. • OF • L-R • 3L
Biloxi, Miss. (Biloxi High School)



2016: Made 43 appearances, starting in 20 games • Hit .241 with three doubles, a pair of triples and two homers—both grand slams—while driving in 13 runs • Went 3 for 4 with a double and a run scored on Feb. 26 against UMass-Lowell • On Feb. 27 against UMass-Lowell, legged out his first triple of the season • Against Nicholls State on Feb. 28, was 1 for 1 with an RBI triple • In a March 1 victory against Alcorn State, went 2 for 4 with a pair of doubles and two RBI • Hit a grand slam on March 11 against Oregon • Went 2 for 6 on March 15 against Eastern Kentucky • Hit an RBI single on March 25 against Georgia • Reached base three times on April 3 against Ole Miss, going 1 for 2 with two walks • On April 5 against UT-Martin, went 1 for 1 with an RBI single and a run scored • Hit his second grand slam of the season on April 9 at Florida • Against Texas A&M on April 16, was 1 for 2 with two walks and a run scored • Played summer league ball for the Bethesda Big Train of the Cal Ripken League • Helped lead the Big Train to its fifth league title • Was named First Team All-Ripken League after hitting .333 with a pair of doubles and two homers while driving in 16 runs • Played in the Cal Ripken League all-star game, going 1 for 2.

2015: Hit .309 in 51 games, totaling 30 runs, 21 walks, 16 RBIs, three stolen bases and a home run • Cranked out a team-leading 14 doubles and tied for the team lead with two triples • Started 38 games (23 in left field, 12 in right field and 3 in center field) • Led the team with a .373 average in 23 non-conference games • Tallied 18 hits, 10 runs and six doubles in 16 games played away from Dudy Noble Field, hitting .360 • Recorded nine multi-hit games and one multi-RBI game • Registered a career-best nine-game hitting streak March 31-April 17 • Reached base safely in a career-long 18 straight games Feb. 28-March 27 • Notched his third career triple on Opening Day Feb. 13 in the 6-2 win against Cincinnati • Recorded at least one hit, one walk and one RBI in his three starts during the second weekend of play against Marshall and Alabama A&M • Notched four hits, four runs and a double in the three-game series vs. San Diego March 6-8 • Walked, singled, stole a base and scored a run against Western Kentucky March 11, one day after legging

Career Highs

AB: 6, 3x, last vs. Eastern Kentucky, 3/15/16
R: 4 vs. Alcorn State, 4/15/14
H: 4, 2x, last at South Alabama, 3/31/15
RBI: 4 vs. Oregon, 3/11/16
2B: 2, 3x, last vs. Alcorn State, 3/1/16
3B: 1, 6x, last vs. Nicholls State, 2/28/16
HR: 1, 5x, last at Florida, 4/9/16
BB: 4 vs. Alcorn State, 4/15/14
SB: 2, 2x, last at Kentucky, 3/22/15



out his second triple of the season against the Hilltoppers • Went 2 for 3 with a walk, two doubles and an RBI vs. Alabama March 14 • Hit safely twice with a walk, two runs scored, two stolen bases and three RBIs at Kentucky March 22 • Tied a career high with four hits against South Alabama March 31, finishing with two runs and a walk • Went 5 for 11 vs. South Carolina April 2-4, collecting a pair of doubles and RBIs while scoring five runs from the leadoff spot • Went 2 for 5 at No. 1 Texas A&M April 12 one day after launching his first home run of the season against the Aggies • Walked twice and scored a pair of runs at Arkansas April 24 • Went 3 for 4 with an RBI and a career-high tying two doubles in the season finale May 16 at Tennessee, finishing the three-game set in Knoxville 4 for 6 with three doubles • Played summer ball with MSU teammate Blake Smith for the Bethesda Big Train in the Cal Ripken Collegiate Baseball League • Named a CRCBL All-Star for the second-straight summer after leading the Big Train to another league championship series • Hit .444 (8 for 18) in four CRCBL LCS games with four RBIs, four doubles, four runs scored and three walks • Led the league with 37 runs scored, tied for fourth with 27 walks and tied for fifth with 18 stolen bases • Also finished with 16 RBIs and eight doubles in 42 games played.

2014: Hit .248 in 47 games, totaling 26 walks, 25 runs, 16 RBIs, five stolen bases, three doubles, two triples and two home runs • Started 30 games in his first season on the field, including 24 in right field and six in left • Recorded a perfect 1.000 fielding percentage in 55 chances in the outfield to go along with two assists, including one double play • Hit .313 (10 for 32) with runners in scoring position, including a .500 average (7 for 14) with runners on third and less than two outs • Tallied five multi-hit games and three multi-RBI contests • Hit .333 in six neutral-site games • Made his MSU debut as a pinch hitter on Opening Day Feb. 14 vs. WCU • Earned his first career start Feb. 15 vs. Western Carolina, becoming the first Bulldog in over a decade to record a triple as his first career hit • Down 1-0 vs. Memphis Feb. 19, hit a two-run bases-loaded single to give MSU a 2-1 lead • Cranked out his first career double March 2 vs. Eastern Illinois • Led the team in March with a .480 on-base percentage • Walked, scored a run and recorded an RBI in the televised win against No. 3 Vanderbilt March 21 • Tallied a pinch hit double and scored a run to help team erase a 5-2, 10th-inning deficit for an eventual 6-5 walk-off win April 12 vs. No. 13 Ole Miss • The four runs and four walks both tied for a season high by any SEC player • Set career highs in the April 15 win vs. Alcorn State, becoming the first Bulldog since March 2012 with four walks in a game and the first MSU player since April 2013 with four runs in a contest • Collected a career-high four hits in the win at Missouri April 19, totaling two RBIs, a double and a triple • Hit .333 (5 for 15) in the sweep at Missouri with two RBIs and two runs • Drew a leadoff walk as a pinch hitter and scored a run against top-15 Ole Miss April 22 in the Governor's Cup win at Trustmark Park in Pearl, Mississippi • Came off the bench April 24 vs. Texas A&M and launched his first career home run in a 5-1 win • Raked at a .400 clip in the three-game sweep at Auburn May 2-4, including his second career home run May 2 • Went 2 for 4 with a run in the series opener vs. Tennessee May 9 • Played summer ball for the Bethesda Big Train of the Cal Ripken Collegiate Baseball League, where he was named a CRCBL All-Star • Member of the 2014 Spring SEC Academic Honor Roll.

2013: Redshirted his freshman year on campus • Played for the Marion Bobcats of the Ohio Valley League in summer ball.

HIGH SCHOOL: Four-year starter as an outfielder and shortstop at Biloxi High School • Coached by Kevin Burdine • Three-time all-district honoree and Clarion-Ledger Dandy Dozen selection • Named to the ESPNHS All-State Team • Hit .324 with five doubles, two triples and two home runs as a senior in 2012 • Stole 21 bases in 22 attempts • Paced the Indians in 2011 with a .443 batting average, seven home runs and registered 25 stolen bases in 27 attempts as a junior • Team MVP and honorable mention Mississippi Association of Coaches All-State pick • Hit .367 with 19 extra-base hits as a sophomore in 2010 and was tabbed Biloxi's Rookie of the Year as the only freshman to play in and start all 26 games in 2009 • Also a multi-season letterman in both soccer and football • National Honor Society member and four-term Scholar-Baller Award recipient at BHS in baseball, football and soccer.

PERSONAL: Born Cody Charles Brown on April 1, 1994 in Melbourne, Florida • Son of Michelle and Tom Brown • Majoring in kinesiology with a concentration in clinical exercise physiology.

CODY BROWN'S CAREER HITTING STATISTICS

YEAR	AVG	GP-GS	AB	R	H	2B	3B	HR	RBI	BB	HB	SO	SF	SH	SB-SA	SLG	OBP	E	FLD
2014	.248	47-30	113	25	28	3	2	2	16	26	0	29	3	5	5-6	.363	.380	0	1.000
2015	.309	51-38	149	30	46	14	2	1	16	21	3	24	2	8	3-3	.450	.400	1	.983
2016	.241	43-20	83	19	20	3	2	2	13	16	4	20	0	2	3-3	.398	.388	1	.974
Career	.272	141-88	345	74	94	20	6	5	45	63	7	73	5	15	11-12	.409	.390	2	.987

CODY BROWN'S SOUTHEASTERN CONFERENCE STATISTICS

YEAR	AVG	GP-GS	AB	R	H	2B	3B	HR	RBI	BB	HB	SO	SF	SH	SB-SA	SLG	OBP	E	FLD
2014	.230	23-14	61	11	14	2	1	2	6	5	0	17	0	5	2-2	.393	.288	0	1.000
2015	.267	28-22	90	14	24	10	0	1	9	12	0	14	0	3	2-2	.411	.353	0	1.000
2016	.200	19-9	35	7	7	0	0	1	5	7	2	10	0	1	1-1	.286	.364	1	.950
Career	.242	70-45	186	32	45	12	1	4	20	24	2	41	0	9	5-5	.382	.335	1	.987



PLAYERS



#43 LOGAN COOKE

6-6 • 230 • JR. • LHP • L-L • HS
Darbun, Miss. (Columbia Academy)



FOOTBALL CAREER: Three-year letter winner at punter for Dan Mullen's football team • Held primary kickoff and punting duties in 2015 and 2016 • Became the primary punter and kickoff specialist as a true freshman midway through the 2014 season after a pre-game injury to Devon Bell.

HIGH SCHOOL: Prepped at Columbia Academy • Coached by Scott Dale • As a senior in 2014, owned a 3-1 record with a 2.23 ERA and 39 strikeouts • Hit .378 with 5 doubles and a homer • Tossed a 1-hitter in the second round of the playoffs • Played in the Mississippi Association of Independent Schools (MAIS) All-Star Game • Standout on the football field, as well, playing wide receiver and defensive back along with his kicking and punting duties.

PERSONAL: Born Logan Edward Cooke on July 28, 1995, in Columbia, Mississippi • Parents are Len and Tracey Cooke • Has a sister, Jordan • Majoring in kinesiology • Lone two-sport athlete on the team • Wants to be on the cover of Field & Stream magazine • Favorite MLB player is Randy Johnson • Favorite TV show is the The Andy Griffith Show • Special talent is kicking footballs.



#28 RYAN CYR

6-3 • 219 • SO. • RHP • R-R • 1L
Leawood, Kan. (Blue Valley High School)



2016: Took the mound in 12 games, including one start • Owned a 1-1 record with a 1.04 ERA • Went 16.0 innings on the year without allowing a run • Made his collegiate debut on Feb. 19 against FAU, tossing an inning of shutout relief • Struck out two batters in an inning of shutout relief on March 1 against Alcorn State • Struck out a batter in an inning of relief against Oral Roberts on March 16 • Earned his first career victory on April 5 against UT-Martin, tossing a pair of one-hit, shutout innings • Struck out a career-high three batters in 3.0 innings on April 20 against ULM at MGM Park in Biloxi • Drew his first career start on April 26 in the Governor's Cup against Ole Miss at Trustmark Park in Pearl, pitching a career-high 4.0 shutout innings • Played summer league ball for the Lima Locos of the Great Lakes Summer Collegiate League • Went 5-0 with a 1.20 ERA in 7 starts, striking out 33 batters and walking just eight in 41 innings.

Career Highs

Innings Pitched-Starter:	4.0 vs. Ole Miss, 4/26/16
Innings Pitched-Reliever:	3.0 vs. ULM, 4/20/16
Strikeouts-Starter:	1 vs. Ole Miss, 4/26/16
Strikeouts-Reliever:	3 vs. ULM, 4/20/16
Walks-Starter:	2 vs. Ole Miss, 4/26/16
Walks-Reliever:	1, 5x, last at Troy, 5/11/16
Hits Allowed-Starter:	4 vs. Ole Miss, 4/26/16
Hits Allowed-Reliever:	2, 2x, last at Troy, 5/11/16
Runs Allowed-Starter:	None
Runs Allowed-Reliever:	1, 2x, last at Troy, 5/11/16
Earned Runs Allowed-Starter:	None
Earned Runs Allowed-Reliever:	1, 2x, last at Troy, 5/11/16

HIGH SCHOOL: 2015 Perfect Game All-American • Earned All-State honors as a junior and a senior • Struck out 64 in 42 2/3 innings as a senior after recording a 1.79 ERA with 57 strikeouts in 58 2/3 innings as a junior • Was the winning pitcher in the Class 6A state championship game • Went 5-1 as a sophomore in 2013 with a 2.14 ERA in 38 innings, finishing third at the state tournament • Also won a state championship in football in 2013.

PERSONAL: Born Ryan S. Cyr on March 18, 1997 in Shawnee, Kansas • Son of Teresa and Steve Cyr • Has one sister, Ashlen • Chose MSU over Wichita State and Kansas State • Majoring in business administration • Favorite athlete is Bo Jackson • Loves drinking Arnold Palmers and eating sushi • Favorite pro team is the Kansas City Royals and favorite player is Wade Davis • Claims he can make minute rice in 59 seconds • Biggest fear is dying in a fire • Name of autobiography would be "Cyriously."



RYAN CYR'S CAREER STATISTICS

YEAR	ERA	W-L	GP	GS-CG	SH	SV	IP	H	R-ER	BB	SO	2B	3B	HR	WP	HB
2016	1.04	1-1	12	1-0	0	0	17.1	14	2-2	7	11	3	0	0	1	2
Career	1.04	1-1	12	1-0	0	0	17.1	14	2-2	7	11	3	0	0	1	2

RYAN CYR'S SOUTHEASTERN CONFERENCE STATISTICS

YEAR	ERA	W-L	GP	GS-CG	SH	SV	IP	H	R-ER	BB	SO	2B	3B	HR	WP	HB
2016	27.00	0-1	1	0-0	0	0	0.1	0	1-1	1	0	0	0	0	0	0
Career	27.00	0-1	1	0-0	0	0	0.1	0	1-1	1	0	0	0	0	0	0



#33 PARKER FORD

6-2 • 215 • RFR. • RHP • R-R • RS
Lufkin, Texas (Lufkin High School)



2016: Redshirted during his first season on campus.

HIGH SCHOOL: Named the No. 33 best incoming freshman in America by Perfect Game • Projected by scouts to go in rounds 5-10 of the 2015 MLB Draft, but told MLB teams he was going to MSU • Ranked No. 323 in Baseball America's Top-500 prospects for the 2015 MLB Draft • 2015 Perfect Game All-American • Went 5-0 with a 1.13 ERA and 37 strikeouts in 31 innings in an injury-shortened senior season • Threw a no-hitter his senior season • Named to the 2014 Perfect Game National Showcase Top Prospect Team • 2014 Perfect Game All-Region Texas First Team.

PERSONAL: Born Jeffrey Parker Ford on May 13, 1997 in Nacogdoches, Texas • Son of Kelley and Jimmy Ford • Sister Julianne attends Texas A&M and graduates in May 2016 with a masters in accounting • Majoring in biological sciences with a concentration in pre-med • Maintained a 3.8 GPA in high school • Went to high school with former Texas A&M LHP Tyler Stubblefield • Favorite MLB team is the St. Louis Cardinals • Favorite MLB player is Adam Wainwright.



#24 COLE GORDON

6-5 • 253 • RSO. • 1B/RHP • L-R • 1L
Tampa, Fla. (Steinbrenner High School)



2016: Appeared in 21 games for the Diamond Dawgs in a reserve capacity • Hit .333 with three doubles and a triple • Scored three runs, along with having driven in three runs • Drove in the winning run with a pinch-hit single at Vanderbilt on March 18 • On April 5 against UT-Martin, hit an RBI double • Hit an RBI triple at Auburn on May 14 • Played summer league ball with the Plymouth Pilgrims of the New England Collegiate Baseball League • Finished second in the NECBL with 10 homers • Hit .269 with 10 doubles and 27 RBI for the Pilgrims • Played in the 2016 NECBL All-Star Game, going 1 for 2 with a two-RBI double.

2015: Redshirted his freshman year on campus • Played summer ball with MSU teammate Luke Reynolds for the Lima Locos of the Great Lakes Summer Collegiate League • Member of the All-GLSCL First Team after winning the GLSCL batting title with a .400 average in 75 at-bats and leading the Locos to the league championship • Also led the league in slugging percentage (.773) and on-base percentage (.536) • Finished second in the league with seven home runs • Named a GLSCL All-Star, going 1 for 3 in the exhibition • Totaled 24 RBIs, 16 walks and seven doubles in 31 games played •

Career Highs

AB:2, 2x, last at Vanderbilt, 3/18/16
R:1, 3x, last vs. Memphis, 4/13/16
H:1, 6x, vs. UT Martin, 4/5/16
RBI:1, 3x, last at Auburn, 5/14/16
2B:1, 3x, last vs. UT Martin, 4/5/16
3B:1 vs. Auburn, 5/14/16
HR:N/A
BB:N/A
SB:N/A



PLAYERS

Named the fourth-best MLB prospect in the GLSCL by Perfect Game • Member of the SEC First-Year Academic Honor Roll.

HIGH SCHOOL: Earned 2014 Perfect Game High School Honorable Mention All-America honors • Named a 2013 Perfect Game Third-Team All-American • Hit .420 as a senior with 22 RBIs and three homers • Led team to its first Class 7A-District 9 championship as a junior after hitting .422 with seven home runs and a team-best 33 RBIs • Also named Class 7A Player of the Year in addition to first-team all-state accolades • Named an honorable mention 2012 Perfect Game Preseason High School Underclassmen All-American.

PERSONAL: Born Cole Allen Gordon on Oct. 2, 1995 in Tampa, Florida • Son of Tracy and Doug Gordon • Has two brothers, Anthony and Bret • Majoring in business administration • Chose MSU over Tennessee, Alabama and South Florida • Served as a volunteer for the Outback Bowl • Grew up with no television or smart phone • Favorite athlete is Noah Syndergaard • Played summer travel ball with current Bulldog teammate Brent Rooker.

COLE GORDON'S CAREER HITTING STATISTICS

YEAR	AVG	GP-GS	AB	R	H	2B	3B	HR	RBI	BB	HB	SO	SF	SH	SB-SA	SLG	OBP	E	FLD
2016	.333	21-0	18	3	6	3	1	0	3	0	3	7	0	0	0-0	.611	.429	0	1.000
Career	.333	21-0	18	3	6	3	1	0	3	0	3	7	0	0	0-0	.611	.429	0	1.000

COLE GORDON'S SOUTHEASTERN CONFERENCE STATISTICS

YEAR	AVG	GP-GS	AB	R	H	2B	3B	HR	RBI	BB	HB	SO	SF	SH	SB-SA	SLG	OBP	E	FLD
2016	.400	5-0	5	0	2	0	1	0	2	0	0	2	0	0	0-0	.800	.400	0	1.000
Career	.400	5-0	5	0	2	0	1	0	2	0	0	2	0	0	0-0	.800	.400	0	1.000



#10 RYAN GRIDLEY

5-8 • 177 • JR. • INF • R-R • 2L
Milton, Ga. (Milton High School)



2016: Played in all 63 games for the Diamond Dawgs, drawing the starting nod in 62 of them, primarily in the middle infield • Hit .284 with eight doubles, a pair of home runs, 30 runs scored and 32 RBI • Went 3 for 5 to open the season on Feb. 19 against FAU with a double • Had a 2 for 5 day on Feb. 20 against South Dakota State, driving in a pair of runs • Against the same team on Feb. 21, went 2 for 4 with an RBI and a run scored • On Feb. 27 against UMass Lowell, went 2 for 4 with a two-run home run and a pair of runs scored • Went 2 for 4 with two runs and a double on March 11 against Oregon • Was 2 for 3 with a run scored on both March 12 and March 13, both against Oregon • Finished the Oregon series (March 11-13) with a .600 average (6 for 10) with a double and four RBI • On March 29 against Southern Miss at Trustmark Park in Pearl, he went 2 for 3 with a pair of runs driven in to go along with a run scored • Went 2 for 4 with a double and an RBI single on April 2 against Ole Miss • Hit a leadoff homer in the fifth inning of the series finale at top-ranked Florida on April 10 to help the Bulldogs take the series • Drove in three runs on April 13 against Memphis • Went 2 for 3 with a pair of runs scored on May 11 at Troy • Was 3 for 4 with two doubles and an RBI against Arkansas on May 20 • In the SEC Tournament against LSU, went 2 for 4 with an RBI • 2 for 4 with an RBI in the Bulldogs' first game of the Starkville Regional against Southeast Missouri on June 3 • Played summer ball for the Brewster Whitecaps of the prestigious Cape Cod Baseball League alongside fellow Diamond Dawgs Brent Rooker and Konnor Pilkington • Played in 31 games for Brewster, hitting .225 with two doubles, a triple and a home run to go along with 10 RBI.

Career Highs

AB: 6 vs. LSU, 4/30/15
R: 3, 2x, last vs. Marshall (DH-2), 2/21/15
H: 4 vs. Alcorn State, 2/24/15
RBI: 4 vs. Alabama A&M (DH-1), 2/21/15
2B: 2 vs. Arkansas, 5/20/16
3B: N/A
HR: 1, 3x, last at Florida, 4/10/16
BB: 2, 3x, last at South Alabama, 3/31/15
SB: 2 vs. Alabama A&M, 2/22/15

2015: Voted All-SEC freshman shortstop by the league's 14 coaches, marking the second time a Bulldog shortstop earned the honor (Adam Frazier, 2011) • Named the sixth SEC Freshman of the Week in school history and the first since current New York Yankees left-hander Jacob Lindgren did so in 2012 • Played in 49 of the team's 54 games, starting 47 contests (26 at shortstop, 14 at second base, 7 at third base) • Hit .243 in 169 at-bats with 26 runs, 21 RBIs, 14 walks, nine doubles, four stolen bases and one home run • Part of an infield which turned 63 double plays (sixth in NCAA) • Ranked seventh in the SEC with 172 assists • Hit .333 in MSU's 24 victories • Registered 10 multi-hit games and had five games with multiple RBIs • Recorded a season-long eight-game hitting streak to start the season (Feb. 14-27), hitting .538 with 15 hits, 11 runs, 14 RBIs, six walks, four doubles and three stolen bases during the stretch • Started off college career reaching base safely in a season-best 14 straight games from Feb. 14-March 7 • Made his collegiate debut against the Bearcats Feb. 14, starting at second and going 2 for 4 with three runs and two walks in the 19-5 victory • Finished a perfect 2 for 2 with a run, walk and first career RBI Feb. 15 in the 16-7 win vs. Cincinnati • Came back later in the day to tie a season best with three runs scored vs. Marshall • Named SEC Freshman of the Week Feb. 23 after recording a .455/.563/.909 statline and



totaling seven RBIs, six runs, four walks, three extra base hits and a pair of stolen bases • Drove in a season-best four runs Feb. 21 against Alabama A&M, hitting his first career home run • The homer marked MSU's first inside-the-park dinger since Hunter Renfroe vs. Arkansas in 2012 • Stole a season-high two bases Feb. 22 vs. Alabama A&M, while recording the game-winning RBI single in the eighth inning • Notched a season-best four hits Feb. 24 against Alcorn State, totaling two RBIs, two runs, a stolen base and a double • Finished 2 for 5 with a double and an RBI vs. Western Kentucky March 10 • Hit safely in all three games of the Auburn series March 27-29 • Went 3 for 5 with two RBIs and two runs scored in the series opener against the Gamecocks • Had two hits, was hit by a pitch and tapped the dish once at No. 1 Texas A&M April 12 • Singled, was hit by a pitch and scored April 24 at No. 25 Arkansas • Belted out two singles April 30 against top-ranked LSU • Scored a run in all three games at Ole Miss May 7-9, going 4 for 12 with a pair of doubles • Tallied two hits, two runs, an RBI and a double in his last start of the season May 15 at Tennessee • Played summer ball for the Waynesboro Generals of the Valley Baseball League in Virginia, where he hit .325 in 19 games with 15 runs, eight RBIs, four stolen bases, four walks and a pair of doubles in 77 at-bats • Member of the SEC First-Year Academic Honor Roll.

HIGH SCHOOL: Rated a 9.5 on a 10.0 scale according to national scouting service Perfect Game • 2014 preseason Southeast All-Region First-Team member • 2012 and 2013 Perfect Game Underclassmen All-American • 2012 Perfect Game Honorable Mention All-American • Hit .450 with 55 hits in 37 games as a senior team captain, tallying 40 runs, 20 stolen bases and 17 RBIs • Named the 2014 Class 6A Region 5 Player of the Year • Earned 2014 all-state and all-region honors • Named to the 2014 Atlanta Braves 400 Club (top 17 players in Georgia) • Made it to the 2014 state championship game • Finished with a perfect 4.0 GPA as a senior • Member of the Georgia Dugout Club All-Tournament Team in 2011 and 2012 • Led team to a state title as a junior team captain with 32 hits, 25 runs and 21 stolen bases in 39 games • Raked at a .397 clip as a sophomore, being named all-region with 31 hits in 32 games to go along with 28 runs and 20 stolen bases • Hit .341 with 30 hits in 27 games as a freshman, tallying 22 runs, 20 RBIs and 20 stolen bases • Captured the CABA World Series Championship as a member of the 14U East Cobb Astros in 2011 and again in 2012 as a member of the 16U Astros • Won the Perfect Game WWBA Championship as a member of the 14U East Cobb Astros • Took home the Connie Mack World Series title in 2013 on the 18U East Cobb Yankees.

PERSONAL: Born Ryan McQuillen Gridley on May 4, 1995 in Pittsburgh, Pennsylvania • Son of Ann and Rob Gridley • Has two sisters, Samantha and Ryan • Chose MSU over Georgia, Clemson and Georgia Tech • Was a top-10 junior tennis player in middle school • Favorite athlete is Dustin Pedroia • Majoring in business administration.

RYAN GRIDLEY'S CAREER HITTING STATISTICS

YEAR	AVG	GP-GS	AB	R	H	2B	3B	HR	RBI	BB	HB	SO	SF	SH	SB-SA	SLG	OBP	E	FLD
2015	.243	49-47	169	26	41	9	0	1	21	14	6	19	2	4	4-4	.314	.319	11	.957
2016	.284	63-62	229	30	65	8	0	2	32	11	11	21	5	4	1-2	.345	.340	11	.963
Career	.266	112-109	398	56	106	17	0	3	53	25	17	40	7	8	5-6	.332	.331	22	.960

RYAN GRIDLEY'S SOUTHEASTERN CONFERENCE STATISTICS

YEAR	AVG	GP-GS	AB	R	H	2B	3B	HR	RBI	BB	HB	SO	SF	SH	SB-SA	SLG	OBP	E	FLD
2015	.206	27-26	97	13	20	4	0	0	9	3	3	11	1	1	1-1	.247	.250	6	.962
2016	.232	30-29	112	10	26	3	0	1	11	4	3	13	3	1	0-0	.286	.270	4	.974
Career	.220	57-55	209	23	46	7	0	1	20	7	6	24	4	2	1-1	.268	.261	10	.968



#51 NOAH HUGHES

6-1 • 192 • RFR. • RHP • R-R • RS
Jackson, Miss. (Jackson Preparatory School)



2016: Pitched in eight games before going down to injury and undergoing Tommy John surgery and was granted a medical redshirt • Tossed 7.2 innings, striking out six batters and earning a save • Struck out two over two innings at Vanderbilt.

HIGH SCHOOL: 2015 Louisville Slugger All-American after going 12-0 with 112 strikeouts and a 1.38 ERA in 76 innings as a senior • Also hit .322 with a .444 on-base percentage in his final prep campaign • 2013, 2014 and 2015 Perfect Game All-American • 2015 Jackson (Miss.) Clarion Ledger All-State selection • Won three-straight state championships (2013-15) along with fellow Bulldog teammate Jake Mangum • 2013 Louisville Slugger

Career Highs

Innings Pitched- Starter:N/A
Innings Pitched- Reliever:2.0 at Vanderbilt, 3/19/16
Strikeouts- Starter:N/A
Strikeouts- Reliever:2 at Vanderbilt, 3/19/16
Walks- Starter:N/A
Walks- Reliever:1, 4x, last vs. UT Martin, 4/5/16
Hits Allowed- Starter:N/A
Hits Allowed- Reliever:3, 2x, last vs. Georgia, 3/26/16
Runs Allowed- Starter:N/A
Runs Allowed- Reliever:3 vs. South Alabama, 3/8/16
Earned Runs Allowed- Starter:N/A
Earned Runs Allowed- Reliever:3 vs. South Alabama, 3/8/16



PLAYERS

All-American • 2013 and 2014 Jackson Prep Pitcher of the Year • 2013 and 2014 MAIS Pitcher of the Year and all-state pitcher • 2014 MAIS AAA state champion • Went 11-1 as a junior with a 1.21 ERA in 75 1/3 innings, striking out 101 and walking 16 • Finished 11-0 as a sophomore with a 2.46 ERA and 75 strikeouts in 68 1/3 stanzas • Fanned 30 batters in 37 1/3 frames as a freshman.

PERSONAL: Born Noah James Hughes on Nov. 20, 1996 in Jackson, Mississippi • Son of Tiffany Moreira and Jay Hughes • Has two siblings, Christian and Addison • Chose MSU over Ole Miss and Alabama • Brother attends MSU • Majoring in accounting • Enjoys reading war novels • Coached by former MSU and MLB pitcher Jay Powell in little league • Favorite MLB player is Justin Verlander • Favorite MLB team is the Los Angeles Dodgers • Pregame ritual is to eat a meatball marinara foot-long from Subway • Celebrity crush is Kate Beckinsale • Nickname on the team is "Farmer John."

NOAH HUGHES' CAREER STATISTICS

YEAR	ERA	W-L	GP	GS-CG	SH	SV	IP	H	R-ER	BB	SO	2B	3B	HR	WP	HB
2016	8.22	0-0	8	0-0	0	1	7.2	9	7-7	4	6	1	0	3	0	0
Career	8.22	0-0	8	0-0	0	1	7.2	9	7-7	4	6	1	0	3	0	0

NOAH HUGHES' SOUTHEASTERN CONFERENCE STATISTICS

YEAR	ERA	W-L	GP	GS-CG	SH	SV	IP	H	R-ER	BB	SO	2B	3B	HR	WP	HB
2016	6.75	0-0	2	0-0	0	0	2.2	3	2-2	1	2	0	0	3	0	0
Career	6.75	0-0	2	0-0	0	0	2.2	3	2-2	1	2	0	0	3	0	0



#18 KEEGAN JAMES

6-2 • 229 • SO. • RHP • R-R • 1L

Southaven, Miss. (DeSoto Central High School)



2016: Made 14 appearances, including four starts • Owned a 3-0 record with a 3.24 ERA • Struck out 15 batters over 25.0 innings, holding opposing batters to a .213 average • Made his collegiate debut on Feb. 20 against South Dakota State, earning his first career win by throwing 4.1 innings in which he allowed just one run on five hits and struck out two • Drew his first college start on March 1 against Alcorn State and also earned the win • Pitched an inning of perfect relief against ULM on April 20 in Biloxi to earn his third win of the year • Played summer ball for the Strasburg Express of the Valley League alongside Bulldog and high school teammate Peyton Plumlee • Helped the Express to its second straight Valley League title • During the regular season, started in five games, going 1-0 with a 3.41 ERA • In 26.1 innings, he struck out 22 batters while walking just nine • Was chosen to play in the Valley League All-Star game • Came up big in the playoff run for the Express, going 2-0 in both of his starts with a 2.76 ERA and 12 strikeouts in 13 innings.

HIGH SCHOOL: 2013, 2014 and 2015 Perfect Game All-American • 2015 Jackson (Miss.) Clarion Ledger All-State selection after recording a 7-2 record and a 0.91 ERA with 54 strikeouts in 61 1/3 innings • Also hit .323 with 23 RBIs and 21 runs • Won 2015 state championship with current MSU teammate Brant Blaylock • Totaled a 6-2 record with a 2.26 ERA and 33 strikeouts in 49 2/3 innings as a junior, being selected to the 2014 National Showcase Rawlings Top Prospect Team • Struck out 17 batters in 21 2/3 innings as a sophomore • Recorded an RBI in the North Mississippi vs. West Tennessee All-Star Game • MVP of 2015 Mississippi High School All-Star Game • Won 2014 North State championship and finished as runner-up • Played travel ball for the Dulins Dodgers alongside teammates Luke Alexander, Trysten Barlow, Brant Blaylock, Jake Mangum and Hunter Stovall • Started four years on varsity football team.

PERSONAL: Born Keegan James on April 1, 1997 in Germantown, Tennessee • Son of Stacie and Greg James • Has two siblings, Karmen and Sterling • Majoring in agricultural engineering • Father, aunt, uncle and grandparents all attended MSU • Hates spaghetti • Chose MSU over interest from LSU, Ole Miss, Georgia and Memphis • Secret ambition is to be a competitive duck caller • Favorite MLB team is the St. Louis Cardinals and favorite MLB player is Albert Pujols • Celebrity crush is Selena Gomez.

Career Highs

Innings Pitched- Starter:2.0 vs. Oral Roberts, 3/16/16
Innings Pitched- Reliever:4.1 vs. South Dakota State, 2/20/16
Strikeouts- Starter:2 vs. Memphis, 4/13/16
Strikeouts- Reliever:2, 5x, last at Troy, 5/11/16
Walks- Starter:3 vs. Georgia, 3/26/16
Walks- Reliever:2 at Troy, 5/11/16
Hits Allowed- Starter:2 vs. Memphis, 4/13/16
Hits Allowed- Reliever:5 vs. South Dakota State, 2/20/16
Runs Allowed- Starter:1, 2x, last vs. Memphis, 4/13/16
Runs Allowed- Reliever:2, 2x, last at LSU, 4/24/16
Earned Runs Allowed- Starter:1, 2x, last vs. Memphis, 4/13/16
Earned Runs Allowed- Reliever:2, 2x, last at LSU, 4/24/16



KEEGAN JAMES' CAREER STATISTICS

YEAR	ERA	W-L	GP	GS-CG	SH	SV	IP	H	R-ER	BB	SO	2B	3B	HR	WP	HB
2016	3.24	3-0	14	4-0	0	0	25.0	19	10-9	8	15	3	1	2	1	3
Career	3.24	3-0	14	4-0	0	0	25.0	19	10-9	8	15	3	1	2	1	3

KEEGAN JAMES' SOUTHEASTERN CONFERENCE STATISTICS

YEAR	ERA	W-L	GP	GS-CG	SH	SV	IP	H	R-ER	BB	SO	2B	3B	HR	WP	HB
2016	5.00	0-0	6	1-0	0	0	9.0	8	5-5	4	6	2	1	1	1	1
Career	5.00	0-0	6	1-0	0	0	9.0	8	5-5	4	6	2	1	1	1	1



#37 TREY JOLLY

6-2 • 192 • JR. • RHP • R-R • TR
New Albany, Miss. (Hinds [Miss.] CC)



JUNIOR COLLEGE: Named to the 2016 Top Junior College Players to Watch list by Collegiate Baseball • Ranked as the 49th best Junior College prospect by Perfect Game • Fastball was recorded at 94 mph in 2016 • Pitched 32.1 innings with 25 K's while going 2-2 with a 3.62 ERA in his Sophomore season at Hinds Community College • Struck out 18 batters in 15.1 innings in his Freshman year.

HIGH SCHOOL: 2014 Rawlings-Perfect Game Honorable Mention All-American • Mississippi 3A player of the year in 2014 as a senior • Also named Division 1-3A most Valuable Player and Most Valuable Pitcher in 2014 • Ranked as the second best High School RHP prospect in the state of Mississippi upon graduating from North Pontotoc High School • Boasted a 6-4 record and a 2.56 earned run average while striking out 100 batters over 57.1 innings pitched in 2014 • Showed his ability at the plate, hitting .480 with 25 RBI's his senior season • In 2014, selected to play in the Crossroads Diamond Club All-Star Game and the Northeast Mississippi Coaches Association for Better Baseball (NEMCABB) All-Star Game • Played summer ball with the East Coast Sox after graduating • A two-sport star as he lettered in football three years at North Pontotoc HS, collecting 5,056 passing yards and 57 touchdowns.

PERSONAL: Born David Wilmon Jolly III on May 1, 1996 in New Albany, Mississippi • Son of Dave and Jennifer Jolly • Has three siblings, Peyton, Elijah and Ella Grace • Major is Business Administration • Chose Mississippi State over Memphis, LA Tech, and Louisiana-Monroe • Special talent is making a dolphin noise • Title of his autobiography would be "Jollywood" • Goal is to win the College World Series • Favorite MLB team is the New York Yankees • Celebrity crush is Jennifer Aniston • Was named 1st team all division QB for North Pontotoc High School.



#16 JOSH LOVELADY

5-11 • 214 • RSR. • C • R-R • 1L
Prattville, Ala. (Shelton State [Ala.] CC)



2016: Had his season cut short by a torn ligament in his left knee on Feb. 26 after he appeared in four games to open the season.

2015: Saw action in 24 of the team's 54 games, making 20 starts at catcher • Team went 14-6 when he started • Ranked 13th in the SEC with 13 base runners caught stealing • Recorded a .994 fielding percentage, making just one error in 181 chances • Hit .222 in 54 at-bats, totaling 12 hits, 11 RBIs, nine walks, seven runs and a double • Tallied three multi-hit games and one multi-RBI game • Notched two separate three-game hitting streaks • Reached base safely in a season-long six straight games from March 8-20 • The team's Opening Day starter, going 1 for 3 with an RBI and a walk Feb. 13 against

Career Highs

AB:5 at Kentucky, 3/22/15
R:2 vs. Cincinnati (DH-2), 2/14/15
H:2, 3x, last vs. Western Kentucky, 3/10/15
RBI:2 vs. Cincinnati, 2/15/15
2B:1 vs. Western Kentucky, 3/10/15
3B:N/A
HR:N/A
BB:1, 10x, last vs. South Dakota State, 2/20/16
SB:N/A



PLAYERS

Cincy • Went 1 for 3 with an RBI, walk and a season-high two runs against the Bearcats Feb. 14 • Registered a season-best two RBIs Feb. 15 vs. Cincinnati • Was hit by a pitch, singled, had an RBI, scored once and gunned down two base runners attempting to steal in the Feb. 24 win against Alcorn State • Had four hits in six at-bats in two games against Arizona Feb. 27-28 • Went 2 for 3 with an RBI, walk and a run March 10 vs. Western Kentucky • Drove in a run in all three games against Alabama March 14-15 • Member of the SEC Spring Academic Honor Roll • Played summer ball for the Elmira Pioneers in the Perfect Game Collegiate Baseball League • Named a PGCBL All-Star after leading his team to a PGCBL West Division championship • Played in 29 games, hitting .290 in 93 at-bats with 24 runs, 18 walks, 13 RBIs, three stolen bases and a pair of doubles.

JUNIOR COLLEGE: Tallied 15 RBIs despite breaking his jaw as a result of a fastball and playing part of the season with his mouth wired shut • Recorded a .990 fielding percentage behind the plate as a sophomore • Named a 2014 Academic All-American • The first team captain in school history • Named to the all-region team • Tallied a .360 average his freshman year with 25 RBIs and a homer, recording a .980 fielding clip behind the dish.

HIGH SCHOOL: Hit .320 as a sophomore, .400 as a junior and .380 as a senior, leading his team to a 42-5 record in his final prep campaign.

PERSONAL: Born Joshua Michael Lovelady on Sept. 20, 1993 in Mobile, Alabama • Son of LeeAnne and Mike Lovelady • Chose MSU over Alabama • Dream job is to work for ALFA insurance • Used to sing solos at church in high school • Majoring in business administration.

JOSH LOVELADY'S CAREER HITTING STATISTICS

YEAR	AVG	GP-GS	AB	R	H	2B	3B	HR	RBI	BB	HB	SO	SF	SH	SB-SA	SLG	OBP	E	FLD
2015	.222	24-20	54	7	12	1	0	0	11	9	7	5	1	7	0-1	.241	.394	1	.994
2016	.500	4-2	2	1	1	0	0	0	1	1	0	0	0	0	0-0	.500	.667	0	1.000
Career	.232	28-22	56	8	13	1	0	0	12	10	7	5	1	7	0-1	.250	.405	1	.995

JOSH LOVELADY'S SOUTHEASTERN CONFERENCE STATISTICS

YEAR	AVG	GP-GS	AB	R	H	2B	3B	HR	RBI	BB	HB	SO	SF	SH	SB-SA	SLG	OBP	E	FLD
2015	.071	5-5	14	0	1	0	0	0	3	2	3	3	0	2	0-0	.071	.316	0	1.000
2016	---DID NOT PLAY---																		
Career	.071	5-5	14	0	1	0	0	0	3	2	3	3	0	2	0-0	.071	.316	0	1.000



#40 ELIJAH MACNAMEE

6-2 • 200 • SO. • OF • R-R • TR
Cypress, Texas. (Blinn [TX] CC)



JUNIOR COLLEGE: Labeled as the No. 27 junior college recruit in 2016 by Perfect Game • Played for coach Harvey McIntyre at Blinn College in Brenham, Texas • Named All-Region XIV selection • Achieved a .403 batting average, .470 on-base percentage, and .618 slugging percentage while leading Blinn College with 39 RBI, 46 runs scored, 75 hits, and 14 doubles as a freshman while also belting eight homers.

HIGH SCHOOL: Ranked in Perfect Game's top 500 players graduating in 2015 list • Also picked by Perfect Game as the seventh best outfielder in the state of Texas • 2015 Perfect Game Honorable Mention All-American • Perfect Game All-Region first team • Led Cypress Ranch High School to a 5A state title in 2012 and 6A in 2015 • Attended the 2014 Perfect Game National Showcase.

PERSONAL: Born Elijah Ryan MacNamee on Sept. 2, 1996, in Tunkhannock, Pennsylvania • Son of Jennifer and Phillip Horton • Has two sisters: Emma and Ellie Horton • Majoring in kinesiology • Chose Mississippi State over offers from Texas A&M, Houston, Texas State and Texas A&M-Corpus Christi • Once walked five miles for a fundraiser • Enjoys watching scary movies • Special talent is juggling • Wants to be on the cover of Forbes Magazine • His autobiography would be titled, "The Story Behind a Bluebell Baseball Player" • Favorite player is Jose Altuve of the Houston Astros, which is his favorite MLB team • Pregame ritual is reading his Bible • Celebrity crush is Carrie Underwood.



#49 ANDREW MAHONEY

6-2 • 231 • JR. • LHP • L-L • TR
Daphne, Ala. (San Jacinto [Texas] JC)



JUNIOR COLLEGE: Pitched sparingly in the 2016 season, his lone season of action at San Jacinto [Texas] JC after rehabbing from Tommy John surgery • Appeared in just five contests, starting one • Tossed 3.1 innings with six strikeouts and a save.

HIGH SCHOOL: Prepped at McGill-Toolen Catholic High School in Mobile, Alabama • 2014 Perfect Game Honorable Mention All-American • Tabbed by Perfect Game as the second-best LHP in Alabama in the class of 2014, and the 10th-best overall prospect in the state • Named a preseason Under Armour All-American and Louisville Slugger All-American • Also played football for McGill-Toolen.

PERSONAL: Born Michael Andrew Mahoney II, on Oct. 25, 1995, in Flowood, Mississippi • Son of Mike and Shelley Mahoney • Has three siblings, Taylor, Peyton and Griffin • Majoring in biological sciences • Chose MSU over offers from Alabama, Notre Dame, South Alabama and several others • Volunteers with MSU's ACCESS program • Has two fake front teeth • Wants to be on the cover of Ducks Unlimited • Named Chicago Cub Addison Russell as the best player he has ever faced • Favorite MLB player is Dustin Pedroia of the Boston Red Sox, which is his favorite MLB team • Favorite TV show is New Girl • Celebrity crush is Anna Kendrick.



#15 JAKE MANGUM

6-0 • 185 • SO. • OF/LHP • S-L • 1L
Pearl, Miss. (Jackson Preparatory School)



2016: Named 2016 SEC Freshman of the Year and First Team All-SEC • Received All-America honors from seven different publications in addition to winning the Ferriss Trophy, given annually to the best collegiate baseball player in the state of Mississippi • The SEC Batting Champ appeared in 62 games while making 43 starts, with 34 of those starts in the leadoff hole • Made starts in each outfield spot (7 in left field, 14 in center field, 22 in right field) • Led the team with a .408 batting average • Placed third on the team with 22 multi-hit games • Ended the season on a career long 13 game hitting streak • Picked up 84 base hits, good enough for second on the team • Hit at a .437 mark in conference play while making 27 starts • Made his first career start vs. Florida Atlantic Feb. 19 • Picked up his first career hit and RBI vs. Alcorn State March 1 • Tabbed 2 hits and 2 runs in his first career SEC start vs. Vanderbilt on March 19 • Went 2 for 5 with two RBIs and one run scored at Vanderbilt on March 20 • Hit his first career home run in a win vs. Ole Miss on April 2 • Grabbed 4 hits in 4 at bats, as well as 2 runs vs. UT Martin on April 5 • Notched three hits, one RBI and scored 3 runs on the way to a win vs. Alabama on April 28 • Had a 4-hit night against Missouri on May 5, along with having driven in a run and scored another • Notched 4 hits, two of which were doubles, in addition to scoring four runs at Auburn on May 14 • Notched a career high 5 hits vs. Arkansas on May 19 • Helped the Bulldogs clinch the SEC Regular Season Championship with 3 hits and a run vs. Arkansas on May 21 • Made a number of spectacular defensive plays in the field against Arkansas in that championship-clinching win • Spent the offseason playing summer ball in the prestigious Cape Cod baseball league for the Bourne Braves and was named a 2016 Cape Cod Baseball League All-Star.

Career Highs

AB: 6, 4x, last at Auburn, 5/14/16
R: 4 at Auburn, 5/14/16
H: 5 vs. Arkansas, 5/19/16
RBI: 3 vs. Ole Miss, 4/2/16
2B: 2 at Auburn, 5/14/16
3B: 1, 3x, last at Alabama, 4/28/16
HR: 1, vs. Ole Miss, 4/2/16
BB: 2, 2x, last at Troy, 5/11/16
SB: 2, 2x, last vs. Arkansas, 5/21/16

HIGH SCHOOL: 2013 and 2015 Louisville Slugger All-American • 2013, 2014 and 2015 Perfect Game All-American • 2015 Jackson (Miss.) Clarion Ledger All-State selection • Won three-straight state championships (2013-15) along with fellow Bulldog teammate Noah Hughes • Batted .504 as a senior, while also going 8-0 with a 1.48 ERA on the bump • Two-time MAIS All-State selection • 2014 MAIS South Player of the Year • Hit .457 with 53 runs, 17 RBIs and 16 stolen bases as a junior • Owned a .414 clip at the plate his sophomore season with 52 runs, 35 RBIs and 20 stolen bases • Struck out 36 batters with a 2.25 ERA in 18 2/3 innings on the mound his junior season • Tallied 41 strikeouts and eight saves in 31 innings as a sophomore, recording a 1.81 ERA • Named to the Perfect Game 2013 World Wood Bat Association 16U National Championship All-Tournament team after batting .522 in the event • Also pitched 29 2/3 innings his freshman campaign • Played travel ball for the Dulins Dodgers alongside teammates Luke Alexander,



PLAYERS

Trysten Barlow, Brant Blacklock, Keegan James and Hunter Stovall.

PERSONAL: Born Jake Thomas Mangum on March 8, 1996 in Flowood, Mississippi • Son of Stacy and John Mangum • Has two siblings, Bailey and Abbey • Chose MSU over Ole Miss, Auburn and Alabama • Majoring in finance • Favorite book is the Bible • Favorite MLB team is the Atlanta Braves • Favorite band is Florida-Georgia Line • Secret talent is singing.

JAKE MANGUM'S CAREER HITTING STATISTICS

YEAR	AVG	GP-GS	AB	R	H	2B	3B	HR	RBI	BB	HB	SO	SF	SH	SB-SA	SLG	OBP	E	FLD
2016	.408	62-43	206	40	84	12	3	1	28	14	5	20	0	1	6-7	.510	.458	5	.948
Career	.408	62-43	206	40	84	12	3	1	28	14	5	20	0	1	6-7	.510	.458	5	.948

JAKE MANGUM'S SOUTHEASTERN CONFERENCE STATISTICS

YEAR	AVG	GP-GS	AB	R	H	2B	3B	HR	RBI	BB	HB	SO	SF	SH	SB-SA	SLG	OBP	E	FLD
2016	.437	30-27	126	27	55	5	3	1	16	5	1	9	0	1	6-7	.548	.462	3	.951
Career	.437	30-27	126	27	55	5	3	1	16	5	1	9	0	1	6-7	.548	.462	3	.951



#9 ELIH MARRERO

5-7 • 189 • SO. • C • S-R • 1L

Miami, Fla. (Coral Gables Senior High School)



2016: Appeared in 43 games, including 36 starts as a freshman • Drew the starting nod behind the plate on Opening Day against FAU on Feb. 19 • Went 3 for 4 on March 5 at USC with a run and an RBI • The following day at Dodger Stadium, went 2 for 4 with a double and two walks against Oklahoma • Against Georgia on March 24, went 2 for 2 with a double, a run scored and an RBI • Went 3 for 4 and scored three runs against Southern Miss on March 29 in Pearl • Went 2 for 5 with a run at Florida April 8 • The following day, was 3 for 5 with an RBI in the series finale against the Gators • Gunned down a pair of runners attempting to steal at LSU on April 23 • Played summer ball for the Bourne Braves of the Cape Cod Baseball League alongside teammate Jake Mangum • Appeared in nine games for the Braves, hitting at a .214 clip.

Career Highs

AB:6 at Vanderbilt, 3/18/16
R:3 vs. Southern Miss, 3/29/16
H:3, 3x, last at Florida, 4/10/16
RBI:2, 2x last vs. Ole Miss, 4/3/16
2B:1, 6x, last vs. Texas A&M, 4/17/16
3B:1 at Florida, 4/8/16
HR:N/A
BB:2 vs. Georgia, 3/24/16
SB:1, 2x, last at Vanderbilt, 3/19/16

HIGH SCHOOL: Turned down an offer to be drafted in the third round of the 2015 MLB Draft to attend Mississippi State • Named the No. 60 best incoming freshman in America by Perfect Game • Won a gold medal at the COPABE 18U Pan American Championships in Mexico as part of USA Baseball's 18-and-under National Team, producing a .286/.375/.500 line in 16 plate appearances. • Hit a three-run home run against Mexico to lead Team USA to the finals • Ranked No. 124 in Baseball America's Top-500 prospects for the 2015 MLB Draft • Played in the 2014 Perfect Game All-American Classic at Petco Park in San Diego, California • A Perfect Game All-American all four years on varsity (2012-15) • Led team to a 19-9 record as a senior, hitting .320/.457/.533 in 75 at-bats with 19 runs, 13 walks, 10 RBIs, three home runs, three doubles and two triples • Hit .424/.480/.659 as a junior in 85 at-bats with 29 runs, 20 RBIs, eight walks, eight doubles, three triples and two dingers • Batted .307/.407/.440 in 75 at-bats his sophomore season in 75 at-bats with 20 runs, 17 RBIs, 11 walks, five doubles, a homer and a triple • Finished four-year career with 29 stolen bases in 33 attempts.

DRAFT HISTORY: Chosen by the Cincinnati Reds in the 29th round of Major League Baseball's 2015 First-Year Player Draft.

PERSONAL: Born Elih A. Marrero on June 21, 1997 in Miami, Florida • Majoring in Psychology • Son of Marisol and Eli Marrero • Father Eli played 10 years in Major League Baseball with St. Louis (1997-2003), Atlanta (2004), Kansas City (2005), Baltimore (2005), Colorado (2006) and the New York Mets (2006) • Father coached former Bulldogs Nick Routt and Evan Mitchell for the Daytona Tortugas, the Class A-Advanced affiliate for the Cincinnati Reds • Has one sister • Favorite childhood memory is taking batting practice with his dad at the original Busch Stadium • Major is psychology • Loves playing soccer in his spare time • Favorite MLB player is Yadier Molina • Celebrity crush is Kylie Jenner.

ELIH MARRERO'S CAREER HITTING STATISTICS

YEAR	AVG	GP-GS	AB	R	H	2B	3B	HR	RBI	BB	HB	SO	SF	SH	SB-SA	SLG	OBP	E	FLD
2016	.233	43-36	150	15	35	6	1	0	12	7	4	18	0	1	2-5	.287	.286	6	.981
Career	.233	43-36	150	15	35	6	1	0	12	7	4	18	0	1	2-5	.287	.286	6	.981

ELIH MARRERO'S SOUTHEASTERN CONFERENCE STATISTICS

YEAR	AVG	GP-GS	AB	R	H	2B	3B	HR	RBI	BB	HB	SO	SF	SH	SB-SA	SLG	OBP	E	FLD
2016	.224	22-20	85	7	19	3	1	0	6	4	0	14	0	0	1-1	.282	.258	4	.977
Career	.224	22-20	85	7	19	3	1	0	6	4	0	14	0	0	1-1	.282	.258	4	.977



#29 HAYDEN MARZE

6-2 • 229 • JR. • RHP • R-R • TR
Sunset, La. (LSU-Eunice)



JUNIOR COLLEGE: Ranked as the 26th-best prospect out of the junior college ranks by Perfect Game • Played two seasons for LSU-Eunice • Coached by Jeff Willis • Fastball has been recorded up to 94 mph • Had a stellar sophomore year for the Bengals, going 6-0 with a 3.57 ERA while recording 75 strikeouts in 53 innings pitched while helping lead his team to a 51-6 record and the NJCAA Region 23 Tournament in Decatur, Mississippi • Member of the LSU-E team that won the NJCAA College World Series • Earned a 1-1 record in his freshman year, fanning 34 batters while tossing 25 innings.

DRAFT HISTORY: Considered by many to be a Top-20 round talent if he was more signable.

HIGH SCHOOL: Prepped at Westminster Christian Academy in Opelousas, Louisiana • Coached by Barry Manuel • Two-time all-district pitcher • Named second team All-Acadiana and honorable mention All-State as a senior while he tied the school record for most home runs in a single-season • Versatile, four-sport star for the Crusaders, also playing football, basketball and running track in addition to his duties on the diamond • On the gridiron, earned all-district honors as a junior and all-state as a senior, seeing some time at wide receiver and at linebacker for the Crusaders • All-district honoree in basketball in his senior year • Earned all-state honors in track as a senior.

PERSONAL: Born Hayden Salter Marze on March 3, 1995 in Shreveport, Louisiana • Son of Dickey and Valerie Marze • Father was drafted in the 17th round of the MLB Draft in 1989 by the Atlanta Braves • Has one brother, Dayton, and one sister, Mackenzie • Majoring in Business Management • Held 20 offers from Division One schools.



#22 DENVER MCQUARY

6-2 • 187 • FR. • RHP/INF • R-R • HS
Mantee, Miss. (Houston High School)



HIGH SCHOOL: Lettered five years for coach Scott Gann at Houston High School, playing in eight games as an eighth-grader • Fastball has been recorded up to 94 mph • Displayed versatility, being a force both at the plate and on the mound • Hit .343 with 129 runs scored and 58 RBIs while hitting 36 doubles and 10 triples with one homer in his five years on the varsity team • On the mound, was 14-6 with a 1.73 ERA in 42 appearances (12 starts) • Went the distance in six contests while striking out 164 batters in 117.1 innings • Named as a member of the Jackson Clarion-Ledger's Dandy Dozen before the 2016 season • As a senior in 2016, hit .398 with 48 runs scored and 15 RBI to go along with 13 doubles and six triples with one home run • Led the Hilltoppers to the 2016 MHSAA Class 4A state championship • Also held a perfect 6-0 record on the mound with a 1.07 ERA and 100 strikeouts to 28 walks in 52.1 innings pitched • Named to the Jackson Clarion-Ledger's All-State Second Team • Played in the 2016 Northeast Mississippi Coaches Association for Better Baseball 4A/6A all-star game • Also lettered four years in football as a defensive back, where he earned All-State accolades as a senior and is the current state record-holder in interceptions with 33.

PERSONAL: Born Denver Cade McQuary on March 10, 1998, in Starkville, Mississippi • Son of Heather Avent and Kevan McQuary • Has four siblings: Gavan and Parker McQuary and Kross and Bryar Avent • Majoring in kinesiology • Chose Mississippi State over offers from Southern Miss, Auburn, Northwestern State, and Memphis • His father and grandfather both attended MSU • Favorite MLB team is the Yankees, with his favorite player being former Yankees shortstop Derek Jeter • Loves to eat seafood and his favorite seafood dish is scallops • Can turn his feet 90 degrees • Secret ambition is to be a good singer • Title of his autobiography would be "Now You Know" • Turned an unassisted triple play when he was 7 years old • Favorite TV show is Criminal Minds • Celebrity crush is Katy Perry.



PLAYERS



#23 JARED PADGETT

6-4 • 215 • SO. • LHP • L-L • 1L
Graceville, Fla. (Graceville High School)



2016: Made his collegiate debut in relief on Feb. 19 against FAU, tossing one shutout inning of relief • Earned his first-career strikeout on March 1 in an inning of relief against Alcorn State • Played summer ball for the Cotuit Kettleers of the Cape Cod League alongside fellow Bulldog Ryan Rigby • Made five appearances before being sidelined due to injury • Tossed 9.2 innings, striking out nine batters and owning a 0.93 ERA and earning a save for the Kettleers.

DRAFT HISTORY: Chosen by the Chicago Cubs in the 26th round of Major League Baseball's 2015 First-Year Player Draft.

HIGH SCHOOL: Ranked No. 120 in Baseball America's Top-500 prospects for the 2015 MLB Draft • Listed at No. 195 on MLB.com's Top-200 prospect list for the 2015 MLB Draft • Rated the 150th-best prospect in the 2015 MLB Draft by D1 Baseball • Turned down a \$731,000 offer from the Chicago Cubs in the third round of the 2015 MLB Draft • A projectable southpaw with a terrific breaking ball • High ceiling with a fastball that tops out at 94 MPH but sits at 90-92 • Earned all-state honors all four years in high school • 2014 and 2015 Perfect Game All-American • 2015 Under Armour All-American • Struck out 140 batters in 75 innings as a senior with a 0.87 ERA • Recorded a 1.10 ERA in 69 innings as a junior with 120 strikeouts • Competed in the 2014 Under Armour All-America Preseason Tournament in Tucson, Arizona • Fanned 89 batters in 58 innings as a sophomore with a 1.30 ERA • Made his high school debut as a freshman with a 1.32 ERA and 86 strikeouts in 48 innings • All-state quarterback in high school as well with several FBS scholarship offers.

PERSONAL: Born Jared Alan Padgett on Nov. 18, 1996 in Dothan, Alabama • Son of Dorothy and Robert Padgett • Has one brother, Drew • Majoring in kinesiology • Chose MSU over scholarship offers from Florida, South Carolina, Clemson, Georgia and Florida State • Biggest fear is being eaten by a shark • Favorite MLB player is David Price • Loves eating Vienna sausages covered in hot sauce • Celebrity crush is Scarlett Johansson.

JARED PADGETT'S CAREER STATISTICS

YEAR	ERA	W-L	GP	GS-CG	SH	SV	IP	H	R-ER	BB	SO	2B	3B	HR	WP	HB
2016	3.86	0-1	4	0-0	0	0	2.1	1	1-1	3	2	0	0	0	0	0
Career	3.86	0-1	4	0-0	0	0	2.1	1	1-1	3	2	0	0	0	0	0

JARED PADGETT'S SOUTHEASTERN CONFERENCE STATISTICS

YEAR	ERA	W-L	GP	GS-CG	SH	SV	IP	H	R-ER	BB	SO	2B	3B	HR	WP	HB
2016																

---DID NOT PITCH---



#48 KONNOR PILKINGTON

6-3 • 225 • SO. • LHP • L-L • 1L
Hurley, Miss. (East Central High School)



2016: Made his collegiate debut on March 1 against Alcorn State, tossing two hitless innings with his first collegiate strikeout • Earned his first-career on March 22 against Mississippi Valley State, pitching five shutout innings with six strikeouts • His first SEC start came on the road at Florida in the series finale, and he pitched 4.0 shutout innings to keep the Gators at bay and help the Bulldogs take the series • Earned the win on April 30 at Alabama, tossing 5.2 innings with a career-best seven strikeouts • Pitched a career-high 6.0 innings at Auburn on May 15, allowing no runs on just three hits and striking out four • Played summer ball for the Brewster Whitecaps of the Cape Cod League alongside Ryan Gridley and Brent Rooker • Made seven appearances, six starts, and owned a 2-1 record with a 1.37 ERA • Struck out 33 batters in 39.1 innings pitched for the Whitecaps.

Career Highs

Innings Pitched- Starter:	6.0 at Auburn, 5/15/16
Innings Pitched- Reliever:	2.0 vs. Alcorn State, 3/1/16
Strikeouts- Starter:	7 at Alabama, 4/30/16
Strikeouts- Reliever:	1, 2x, last vs. Florida, 5/27/16
Walks- Starter:	5 at Florida, 4/10/16
Walks- Reliever:	1 vs. South Alabama, 3/8/16
Hits Allowed- Starter:	5, 4x, last vs. Arkansas, 5/21/16
Hits Allowed- Reliever:	1 vs. Florida, 5/27/16
Runs Allowed- Starter:	.4 at LSU, 4/24/16
Runs Allowed- Reliever:	N/A
Earned Runs Allowed- Starter:	.3 at LSU, 4/24/16
Earned Runs Allowed- Reliever:	N/A

HIGH SCHOOL: 2015 Perfect Game All-American • 2015 Jackson (Miss.) Clarion Ledger All-State and Dandy Dozen selection after striking out 107 batters and tallying a 1.50 ERA in 65 1/3 innings • Named first team MHSAA All-State as a junior and a senior • Led Mississippi prep players as a junior in 2014 with 104 strikeouts, including 18 in a no hitter against Pascagoula High School on April 1, 2014 • Finished his junior campaign 9-2 with a 1.01 ERA in 62 2/3 innings • Struck out 85 hitters as a sophomore in 2013, going 6-3 with a 2.73 ERA in 59 innings • Went 2-0 with a 1.27 ERA in 11 innings as a freshman.

PERSONAL: Born Konnor Chase Pilkington on Sept. 12, 1997 in Pascagoula, Mississippi • Son of Mitzy and Ron Pilkington • Has three siblings: Kristen, Hannah and Karsyn • Majoring in kinesiology • Chose MSU over Southern Miss • Is ambidextrous • Favorite MLB player is Clayton Kershaw and favorite team is the Los Angeles Dodgers • Celebrity crush is Carrie Underwood.

KONNOR PILKINGTON'S CAREER STATISTICS

YEAR	ERA	W-L	GP	GS-CG	SH	SV	IP	H	R-ER	BB	SO	2B	3B	HR	WP	HB
2016	2.08	3-1	14	11-0	0	0	43.1	38	13-10	15	42	3	0	3	1	2
Career	2.08	3-1	14	11-0	0	0	43.1	38	13-10	15	42	3	0	3	1	2

KONNOR PILKINGTON'S SOUTHEASTERN CONFERENCE STATISTICS

YEAR	ERA	W-L	GP	GS-CG	SH	SV	IP	H	R-ER	BB	SO	2B	3B	HR	WP	HB
2016	2.73	2-1	7	7-0	0	0	26.1	27	10-8	10	25	2	0	1	1	1
Career	2.73	2-1	7	7-0	0	0	26.1	27	10-8	10	25	2	0	1	1	1



PLAYERS



#13 PEYTON PLUMLEE


6-3 • 201 • SO. • RHP • R-R • TR
Olive Branch, Miss. (Northwest [Miss.] CC)



JUNIOR COLLEGE: As a freshman at Northwest Mississippi Community College in Senatobia, compiled a 6-2 record with a 5.89 ERA while striking out 53 in 55 innings pitched • Coached by Mark Carson • Fastball was recorded at 94 mph in 2016 • Played for the Strasburg Express in the Valley League alongside current Bulldog hurler Keegan James • Started in seven games for the Express, going 5-0 with an ERA of 2.57 while striking out 38 batters in 42 innings pitched • Helped Strasburg win its second-straight Valley League title • Named to the 2016 All-Valley League first team.

HIGH SCHOOL: Struck out 69 in 59.2 innings pitched while boasting a 7-2 record and 2.23 earned run average in his senior season at Lewisburg High School • 3-1 with a 3.50 earned run average and struck out 24 in 24 innings pitched junior year • Named 2015 Region 1-5A Player of the Year and First Team All-District 1-5A as a senior • Selected to play in the 2015 North Mississippi/West Tennessee All-Star Game • Led Lewisburg to four consecutive Region 1-5A titles.

PERSONAL: Born Peyton Reeves Plumlee on Feb. 10, 1997 in Memphis, TN • Son of Michael and Mia Plumlee • Has one sister, Ashlyn • Chose Mississippi State over Alabama, Ole Miss, Southern Miss and Memphis • Majoring in Agribusiness • Biggest fear is bed bugs • Enjoys hunting, fishing and golf when not on the diamond.



#12 TANNER POOLE

6-4 • 200 • RJR. • OF • R-R • RS
Amory, Miss. (Itawamba [Miss.] CC)



2016: Sat out his true freshman year as a redshirt • Played summer league ball for the Waynesboro Generals of the Valley League • Played in 41 games for the Generals and hit .333 with seven doubles, five triples and six homers while driving in 27 runs • Was selected to play in the 2016 Valley League All-Star Game.

JUNIOR COLLEGE: Hit .378 in the leadoff spot as a sophomore with 46 runs, 39 RBIs, 12 doubles, six home runs and four triples • Also stole 26 bases to finish in the top 20 nationally • Recorded 71 putouts and finished with a .986 fielding percentage • Named to the Mississippi Association of Community and Junior Colleges (MACJC) All-State team both seasons • Earned 2015 National Junior College Athletic Association (NJCAA) All-Region 23 honors as a sophomore • Hit .350 in 2014 as a freshman • Played summer ball in 2015 for the Piedmont Pride of the Southern Collegiate Baseball League • Named a SCBL All-Star, going 2 for 5 in the exhibition with a run scored • Led the SCBL in hits (49), average (.371), runs scored (37), stolen bases (25) and at-bats (132) • Ranked third in the league with six doubles • Also tallied six walks, four triples and a home run in 38 games played • Named SCBL Co-Player of the Week July 6, 2015 after going 13 for 23 in the previous seven days with eight RBIs, two stolen bases, two triples, a double and a home run.

HIGH SCHOOL: Batted .306 with a .425 on-base percentage with 12 RBIs, 21 runs, seven doubles, a home run and 14 stolen bases • Also went 6-2 on the mound with 70 strikeouts and a 0.96 ERA in 12 appearances • Led Panthers to Division 1-4A title • Earned all-division and division MVP honors while being a starter on the Panthers' 2010 North State Championship and 2011 North State runner-up teams.

PERSONAL: Born William Tanner Poole on June 15, 1995 in Amory, Mississippi • Son of Amy Jones and Timmy Earl Poole • Majoring in business administration • Chose MSU over South Alabama • Favorite MLB player is Amory native and former Diamond Dawg Mitch Moreland of the Boston Red Sox • Celebrity crush is Jessie James Decker.



#55 SPENCER PRICE

6-2 • 225 • SO. • RHP • R-R • TR
Olive Branch, Miss. (Meridian [Miss.] CC)



JUNIOR COLLEGE: Played one season for Meridian (Miss.) Community College • Earned All-State accolades • Fastball has been recorded at 92 mph • Coached by Mark Monaghan • Led the Eagles with an 8-1 record and a 1.54 ERA while striking out 52 batters in 41 innings.

HIGH SCHOOL: Tabbed as the seventh-best RHP in the state of Mississippi in the class of 2015 by Perfect Game • 2015 Underclass Honorable Mention All-American • Prepped at DeSoto Central High School in Southaven, Mississippi • In his three seasons with Jaguars, went 6-6 with a 1.92 ERA in 45 appearances, all in relief • Struck out 97 batters in 87.2 innings over those three seasons • As a senior, held a 3-1 record with a 1.08 ERA and 10 saves in 39 innings pitched • Helped lead the Jaguars to the 2015 MHSAA Class 6A state title • Found himself on ESPN Sportscenter's Top-10 fan-generated plays for a barehanded grab to turn a double play in the state championship series.

PERSONAL: Born Spencer Carlton Price on June 27, 1997 in Memphis, Tennessee • Son of David and Teresa Price • Majoring in kinesiology • His grandfather, great grandfather, and great aunt graduated from MSU • Chose MSU over Alabama and Southern Miss • Was on the bowling team in high school • Favorite MLB team is the New York Yankees • Favorite book is Where the Red Fern Grows • Celebrity crush is Kate Upton.



#31 RYAN RIGBY

5-11 • 185 • JR. • RHP • R-R • 1L
Kosciusko, Miss. (East Mississippi CC)



2016: Appeared in 20 games for MSU, all in relief • Made his Diamond Dawg debut on Feb. 21 against South Dakota State in which he struck out five and walked just one in two shutout innings • Earned his first career win in the marathon 14-inning affair at Vanderbilt on March 18, pitching 2.1 innings of perfect relief with a pair of strikeouts • Against Georgia on March 25, earned the win by pitching 3.0 innings of one-hit, shut-out relief • Earned his third win of the year on March 29 against Southern Miss at Trustmark Park in Pearl, going 2.2 innings and allowing just a pair of hits while striking out three • Pitched a career-best 5.0 innings at Florida on April 9, striking out four batters and allowing just one run on four hits to earn the win against the top-ranked Gators • Struck out a career-best six batters on May 21 against Arkansas in 4.2 innings of relief, earning the win to seal the Bulldogs' first SEC regular season title since 1989 • Earned his lone save of the season against Louisiana Tech in game two of the NCAA Starkville Regional on June 5, pitching 3.0 perfect innings of relief with four strikeouts • Played summer ball for the Cotuit Kettleers in the Cape Cod Baseball League alongside fellow MSU pitcher Jared Padgett • Made 11 relief appearances and compiled a 1-3 record with a 2.16 ERA and a save • Struck out 12 batters in 16.2 innings pitched.

JUNIOR COLLEGE: Drop-down pitcher who recorded a team-low 0.90 ERA in 30 innings of work, allowing just three earned runs • Went 3-1 with five saves, striking out 24 in 17 appearances • Named first-team all-state by the Mississippi Association of Community and Junior Colleges • Earned MACJC Pitcher of the Week honors for his efforts during the MACJC State Tournament • Played summer ball in 2015 for the Piedmont Pride of the Southern Collegiate Baseball League, where he recorded a 1.66 ERA in 21 2/3 innings.

HIGH SCHOOL: Earned MHSAA Class 4A All-District honors as a junior and a senior • Notched a 2.72 ERA in 54 innings as a senior, striking out 68 batters with one save • Tallied a 1.96 ERA as a junior in 50 innings of work, fanning 59 hitters with one save • Struck out 18 batters in 12 1/3 innings as a sophomore.

Career Highs

Innings Pitched- Starter:N/A
Innings Pitched- Reliever:5.0, 2x, last vs. Texas A&M on 4/17/16
Strikeouts- Starter:N/A
Strikeouts- Reliever:6 vs. Arkansas, 5/21/16
Walks- Starter:N/A
Walks- Reliever:3, 2x, last at Alabama, 4/30/16
Hits Allowed- Starter:N/A
Hits Allowed- Reliever:5 vs. Texas A&M, 4/17/16
Runs Allowed- Starter:N/A
Runs Allowed- Reliever:3 vs. Arizona, 6/11/16
Earned Runs Allowed- Starter:N/A
Earned Runs Allowed- Reliever:3 vs. Arizona, 6/11/16



PLAYERS

PERSONAL: Born Ryan Dale Rigby on April 16, 1996 in Kosciusko, Mississippi • Son of Denise and Gary Rigby • Has four siblings: Shea, Anna, Grace and Leslie • Majoring in business administration • Chose MSU over Vanderbilt, Ole Miss and Southern Miss • Favorite MLB player is Craig Kimbrel and his favorite MLB team is the Atlanta Braves • Enjoys reading the Bible • Loves eating poppy seed chicken and drinking apple juice • Afraid of spiders • Celebrity crush is Carrie Underwood.

RYAN RIGBY'S CAREER STATISTICS

YEAR	ERA	W-L	GP	GS-CG	SH	SV	IP	H	R-ER	BB	SO	2B	3B	HR	WP	HB
2016	2.25	5-1	20	0-0	0	1	48.0	37	14-12	13	43	3	0	2	2	11
Career	2.25	5-1	20	0-0	0	1	48.0	37	14-12	13	43	3	0	2	2	11

RYAN RIGBY'S SOUTHEASTERN CONFERENCE STATISTICS

YEAR	ERA	W-L	GP	GS-CG	SH	SV	IP	H	R-ER	BB	SO	2B	3B	HR	WP	HB
2016	1.97	4-1	10	0-0	0	0	32.0	23	9-7	9	21	3	0	1	1	8
Career	1.97	4-1	10	0-0	0	0	32.0	23	9-7	9	21	3	0	1	1	8



#19 BRENT ROOKER

6-3 • 220 • JR. • OF • R-R • 2L

Germantown, Tenn. (Evangelical Christian School)



2016: Played in 58 of the team's 63 games, drawing the starting nod 53 times and spent time in the outfield and as the designated hitter • Hit a career-best .324 with 11 homers and 54 RBIs, both team highs as a redshirt sophomore • Slugged a team-best .578 • Earned second team All-SEC honors • Garnered ABCA South All-Region honors • Voted as a team captain by his teammates prior to the 2016 campaign • On Opening Day against Florida Atlantic on Feb. 19, went 2 for 4 with a double and a run scored • Against South Dakota State on Feb. 20, went 2 for 3 with three RBI, two runs scored and a double • Against Nicholls State on Feb. 28, went 2 for 5 with three RBI and a double • As a pinch-hitter on March 8 against South Alabama, hit the game-winning two-RBI double in the sixth inning • Went 6-for-11 with two homers, five RBI and four runs in the series sweep against then-10th ranked Oregon March 11-13 • Earned SEC Player of the Week honors on March 14 after going 7 for 12 the week before • On April 8 in the series-opening win at Florida, went 2 for 3 with a run scored • Scored the game-winning run at top-ranked Florida on April 10 to help the Bulldogs clinch the series win • Went 2 for 4 with a triple against Texas A&M on April 17 • In a 12-5 series-opening victory at Alabama on April 28, hit a three-run bomb in the top of the ninth • On May 5 against Missouri, went 3-for-5 with a solo homer • On May 14 at Auburn, went 3-for-5 with two homers and three RBI • On June 3 against Southeast Missouri, went 2 for 4 with a pair of dingers and four RBI in the Bulldog victory • Went 1 for 2 with two RBI in a win against Louisiana Tech in the NCAA Starkville Regional final on June 5 • Went 3 for 4 with two homers, three RBI and a pair of runs scored in Game 2 of the NCAA Starkville Super Regional against Arizona on June 11 • Took part in the 2016 TD Ameritrade College Home Run Derby in Omaha, Nebraska on June 3 • Played summer ball in the Cape Cod League for the Brewster Whitecaps alongside Diamond Dawg teammates Ryan Gridley and Konnor Pilkington • Named a CCBL All Star • Played in 36 games, owning a .303 clip with eight doubles, three homers and 22 RBI.

Career Highs

AB:6 vs. ULM, 4/20/16
R:	2, 10x, last vs. Arizona, 6/11/16
H:	3, 6x, last vs. Arizona, 6/11/16
RBI:	5 vs. Alabama A&M (DH-1), 2/21/15
2B:	1, 18x, last vs. Cal State Fullerton, 6/4/16
3B:1, 2x, last vs. Texas A&M, 4/17/16
HR:2, 3x, last vs. Arizona, 6/11/16
BB:	2, 4x, last vs. Arkansas, 5/21/16
SB:	1, 2x, last vs. UMass Lowell, 2/27/16

2015: Played in 34 of the team's 54 games, making 18 starts at designated hitter and two in left field • Hit .257 in 74 at-bats overall, tallying 12 RBIs, 10 runs, seven walks, three doubles and two home runs • Raised his average 40 points in 15 SEC games, hitting .297 in 37 at-bats • Team went 8-3 when he hit cleanup • Recorded four multi-hit games and had two contests with multiple RBIs • Led the team with four hits in 14 at-bats as a pinch hitter (.286) • Ended his debut campaign with a 2 for 3 performance May 15 at Tennessee, tying a season high with two runs scored • Started his first career game in left field May 14 in the series opener against the Volunteers • Went 2 for 3 May 7 at Ole Miss, before going 1 for 2 the next day against the Rebels • Singled and walked April 30 vs. No. 1 LSU • Recorded an RBI single to center April 24 at No. 25 Arkansas • Went 3 for 5 with a double and a run scored in two appearances against No. 6 Florida April 18-19 • Singled and scored a run at top-ranked Texas A&M April 12 • Belted a two-run home run Feb. 21 vs. Marshall in the second game of a doubleheader • Recorded season highs in at-bats (5), runs (2), hits (3), RBIs (5), doubles (1) and home runs (1) Feb. 21 in game one of the double dip against Alabama A&M • The five RBIs tied for the most by a Bulldog in a single game in 2015, while the homer was the first of his career • Collected a pinch-hit RBI single Feb. 20 in the win against the Thundering Herd • Tallied his first career hit, double, walk and run scored Feb. 15 in the 16-7 win vs. Cincinnati • Became the first freshman to start in the cleanup spot on Opening Day in the last decade • Played summer ball for the Plymouth Pilgrims in the New England Collegiate Baseball League, before being promoted to the Brewster Whitecaps and finishing the summer in the prestigious Cape Cod Baseball League • Named 2015 NECBL MVP and was the recipient of the 2015 NECBL Most Improved Player Award • Starting outfielder for the South Division in the NECBL All-Star Game • Also participated in the NECBL Home Run Derby • Earned First-Team All-NECBL honors • Ranked first in the NECBL in at-bats (164), hits (59), runs scored (36), home



runs (10), RBIs (33) and slugging percentage (.604), while finishing third in batting average (.360) and games played (41) as well as tied for eighth in stolen bases (12) • Also drew 15 walks and cranked out 10 doubles • Named the second-best MLB prospect in the NECBL by Baseball America and Perfect Game • Appeared in four games in the CCBL, tallying three hits, two RBIs, two walks, two runs, a double, triple and a home run • Member of the SEC Spring Academic Honor Roll.

2014: Redshirted his freshman year on campus • Played summer ball for the Plymouth Pilgrims in the New England Collegiate Baseball League • Finished in the top five of the league in home runs and participated in the NECBL Home Run Derby • Member of the 2014 SEC First-Year Academic Honor Roll.

HIGH SCHOOL: 2013 Rawlings Southeast Region Honorable Mention • 2012 Perfect Game Underclassmen Honorable Mention All-American • Participated in the 2013 Power Showcase at MLB's Miami Marlins ballpark, raising money for Ingram Dismuke, a Germantown, Tennessee, child with a rare form of brain cancer known as anaplastic ependymoma • 2013 Tennessee Player of the Year finalist • Earned all-state honors from 2011-13, winning a state championship in 2011 and 2013 • Rated a top-100 third base prospect in the country by national scouting service Perfect Game, including the fourth-best third base prospect in Tennessee • 2013 FCA Memphis Chapter Athlete of the Year • Set the state tournament record for home runs in a game and home runs in a tournament • Hit .430 with 37 runs, 32 RBIs, 23 stolen bases and nine home runs as a senior • As a junior, raked at a .450 clip with 39 RBIs, 27 runs and 19 stolen bases • Recorded 45 RBIs, 32 runs and seven homers as a sophomore when he hit .380 in 29 games • Timed at 4.65 in the 40-yard dash and recorded a 36-inch vertical jump • Chose Mississippi State over a scholarship offer from Memphis and interest from Tennessee and Samford • Led ECS to the Division 2-A State Championship Game and piled up more than 3,300 yards of total offense with 33 touchdowns in football • A 2013 Tennessee Mr. Football finalist after setting 18 school records • Also started on the ECS basketball team which finished as a state finalist as well.

PERSONAL: Born Terry Brent Rooker on Nov. 1, 1994 in Germantown, Tennessee • Son of Lynne and Terry Rooker • Majoring in business administration.

BRENT ROOKER'S CAREER HITTING STATISTICS

YEAR	AVG	GP-GS	AB	R	H	2B	3B	HR	RBI	BB	HB	SO	SF	SH	SB-SA	SLG	OBP	E	FLD
2015	.257	34-20	74	10	19	3	0	2	12	7	1	17	1	0	0-0	.378	.325	0	1.000
2016	.324	58-53	204	34	66	15	2	11	54	16	4	48	5	0	2-3	.578	.376	0	1.000
Career	.306	92-73	278	44	85	18	2	13	66	23	5	65	6	0	2-3	.525	.362	0	1.000

BRENT ROOKER'S SOUTHEASTERN CONFERENCE STATISTICS

YEAR	AVG	GP-GS	AB	R	H	2B	3B	HR	RBI	BB	HB	SO	SF	SH	SB-SA	SLG	OBP	E	FLD
2015	.297	15-10	37	5	11	1	0	0	1	5	0	10	0	0	0-0	.324	.381	0	1.000
2016	.305	26-23	95	11	29	5	1	4	16	4	1	21	3	0	0-0	.505	.330	0	1.000
Career	.303	41-33	132	16	40	6	1	4	17	9	1	31	3	0	0-0	.455	.345	0	1.000



#14 RILEY SELF

6-4 • 239 • FR. • RHP • R-R • HS
Coldwater, Miss. (Magnolia Heights School)



HIGH SCHOOL: Louisville Slugger first team All-American • Tabbed as the fifth overall and the second-best RHP prospect in the state of Mississippi by Perfect Game • Ranked 215th in the Perfect Game Top 500 players out of high school for the class of 2016 • 2016 Rawlings-Perfect Game Honorable Mention All-American • Perfect Game 2014-2015 Underclass High Honorable Mention All-American Southeast • Named to the 2016 Perfect Game All-Region 1st team • Participated in the 2015 Perfect Game National Showcase • Played summer ball with the Dulins Dodgers alongside high school teammate and fellow Bulldog Dustin Skelton.

PERSONAL: Born Riley Neal Self on July 30, 1997 in Greenwood, Mississippi • Son of Kenny and Jennifer Self • Has three sisters: Mary Courtney, Ashley and Amber • Majoring in kinesiology • Chose Mississippi State over Ole Miss • Played trombone in the band when he was in 6th grade • In his spare time, enjoys hunting and fishing • Favorite player is Los Angeles Dodgers pitcher Clayton Kershaw.



PLAYERS



#8 DUSTIN SKELTON

6-0 • 199 • FR. • C/INF • R-R • HS
Olive Branch, Miss. (Magnolia Heights School)



HIGH SCHOOL: Tabbed as the No. 352 overall prospect in the class of 2016 by Perfect Game • Ranked by Perfect Game as the sixth-best prospect and second-best catcher in the state of Mississippi • 2014, 2015 and 2016 Perfect Game All-American • 2016 Louisville Slugger All-American • Named to the Jackson (Miss.) Clarion-Ledger's 2016 Dandy Dozen alongside high school and now college teammate Riley Self • Prepped for coach Chris McMinn at Magnolia Heights School in Senatobia, Mississippi • Had a hand in leading the Chiefs to their fifth-straight MAIS state title in 2016 • As a senior, owned an impressive .471 clip at the plate with four homers and 47 RBI leading up the championship series • Named 2016 second-team all-state by the Clarion-Ledger • As a junior, hit at a .500 clip with 15 doubles, three triples and two home runs, slugging .800 for the year • Had a tremendous freshman year for the Chiefs, hitting .411 with 20 RBI, 11 doubles, two triples and a home run.

DRAFT HISTORY: Chosen by the Toronto Blue Jays in the 36th round of Major League Baseball's 2016 First-Year Player Draft. Considered by many to be a Top-5 round talent if he was more signable.

PERSONAL: Born Dustin Daniel Skelton on July 31, 1997 • Son of Jimmy Skelton and Wendy Atherton • Has two siblings, Dalton Skelton and Colton Atherton • Majoring in Turf Management • Chose MSU over Ole Miss • Won a state championship five-straight seasons from 8th grade until 12th.



#44 ETHAN SMALL

6-3 • 199 • SO. • LHP • L-L • 1L
Lexington, Tenn. (Lexington High School)



2016: Made 15 appearances in relief in his true freshman season • Struck out 20 batters in 10.1 innings worked • Made his MSU debut on Feb. 19 against FAU • Struck out the side in order on March 1 against Alcorn State • Pitched a career-high 2.1 innings on March 8 against South Alabama, earning his first collegiate victory and striking out three while not allowing a baserunner • Struck out all three batters he faced in an inning of relief against Georgia on March 24 • Struck out three in an inning of one-hit baseball at Florida on April 8 • Against Memphis on April 13, struck out two batters in an inning of relief.

HIGH SCHOOL: Named the No. 52 best incoming freshman in America by Perfect Game • 2014 and 2015 Perfect Game All-American • 2014 and 2015 all-state selection • 2015 district tournament MVP • Struck out 99 batters with a 1.35 ERA and 50 2/3 innings as a senior • Recorded a 0.65 ERA in 43 innings with 80 strikeouts as a junior • Fanned 57 batters with a 1.62 ERA in 43 1/3 innings as a sophomore • Made his prep debut as a freshman with 74 strikeouts in 54 1/3 innings.

PERSONAL: Born Ethan Robert Small on Feb. 14, 1997 in Jackson, Tennessee • Son of Wanda and Robin Small • Has one brother, Lance • Majoring in kinesiology • Chose MSU over offers from Vanderbilt and Austin Peay • Wore a size 11 shoe in third grade • Secret ambition is to be an Olympic ping pong player • Favorite MLB player of all-time is Tom Glavine • Favorite MLB team is the St. Louis Cardinals • Celebrity crush is Carrie Underwood.

Career Highs

Innings Pitched-Starter:N/A
Innings Pitched-Reliever:2.1 vs. South Alabama, 3/8/16
Strikeouts-Starter:N/A
Strikeouts-Reliever:3, 4x, last at Florida, 4/8/16
Walks-Starter:N/A
Walks-Reliever:2 vs. Eastern Kentucky, 3/15/16
Hits Allowed-Starter:N/A
Hits Allowed-Reliever:3 vs. Eastern Kentucky, 3/15/16
Runs Allowed-Starter:N/A
Runs Allowed-Reliever:5 vs. Eastern Kentucky, 3/15/16
Earned Runs Allowed-Starter:N/A
Earned Runs Allowed-Reliever:5 vs. Eastern Kentucky, 3/15/16

ETHAN SMALL'S CAREER STATISTICS

YEAR	ERA	W-L	GP	GS-CG	SH	SV	IP	H	R-ER	BB	SO	2B	3B	HR	WP	HB
2016	13.06	1-0	15	0-0	0	0	10.1	11	15-15	10	20	1	0	1	2	2
Career	13.06	1-0	15	0-0	0	0	10.1	11	15-15	10	20	1	0	1	2	2



ETHAN SMALL'S SOUTHEASTERN CONFERENCE STATISTICS

YEAR	ERA	W-L	GP	GS-CG	SH	SV	IP	H	R-ER	BB	SO	2B	3B	HR	WP	HB
2016	16.20	0-0	8	0-0	0	0	3.1	4	6-6	4	8	1	0	0	2	2
Career	16.20	0-0	8	0-0	0	0	3.1	4	6-6	4	8	1	0	0	2	2



#42 BLAKE SMITH

6-0 • 204 • SR. • RHP • R-R • 1L
Fort Payne, Ala. (Shelton State [Ala.] CC)



2016: Made 20 appearances as a junior, all in relief • Owned a 2-2 record with five saves and a 2.93 ERA • Struck out 31 batters over 27.2 innings pitched and held batters to a .168 average • Made his Maroon and White debut on Feb. 21 against South Dakota State, tossing a pair of one-hit, shutout innings to pick up his first victory as a Bulldog • Pitched 1.1 perfect innings to close out the game against UMass Lowell on Feb. 26 to pick up his first collegiate save, striking out four batters • Earned the win with 3.0 innings pitched at Southern Cal on March 5 • Struck out all three batters he faced in a March 8 matchup against South Alabama • Struck out two batters on March 18 at Vanderbilt in an inning of work • Pitched a career-high 3.2 innings of relief with four strikeouts to earn the save at Alabama on April 28 • In 1.2 innings against Troy on May 11, struck out two batters and allowed just one hit en route to picking up a save • Pitched the final out with a strikeout in a Southeastern Conference Tournament showdown with Alabama, earning a save • Earned his fifth save of the year on June 4 against Cal State Fullerton in the Starkville Regional, striking out three in 2.2 innings • Tied his career high for strikeouts with four against Arizona in the Starkville Super Regional on June 11.

Career Highs

Innings Pitched- Starter:	N/A
Innings Pitched- Reliever:	3.2 at Alabama, 4/28/16
Strikeouts- Starter:	N/A
Strikeouts- Reliever:	4, 3x, last vs. Arizona, 6/11/16
Walks- Starter:	N/A
Walks- Reliever:	3 vs. Oregon, 3/11/16
Hits Allowed- Starter:	N/A
Hits Allowed- Reliever:	5 vs. Eastern Kentucky, 3/15/16
Runs Allowed- Starter:	N/A
Runs Allowed- Reliever:	4 vs. Eastern Kentucky, 3/15/16
Earned Runs Allowed- Starter:	N/A
Earned Runs Allowed- Reliever:	4 vs. Eastern Kentucky, 3/15/16

JUNIOR COLLEGE: Led SSSC to conference championships in both seasons on campus • Recorded a 0.45 ERA as a sophomore, the lowest single-season ERA in school history • Struck out 34 batters in 40 innings in 2015 • Made his college debut in 2014 with 31 strikeouts and a 1.69 ERA in 32 innings • Played summer ball in 2015 with MSU teammate Cody Brown for the Bethesda Big Train in the Cal Ripken Collegiate Baseball League • Helped lead the Big Train to the CRCBL League Championship Series, where he tossed a scoreless inning in relief • Finished the summer with a 1.19 ERA and 15 strikeouts in 17 2/3 innings, making 17 relief appearances • Held opposing hitters to a .207 average.

HIGH SCHOOL: All-county shortstop as a senior after hitting .346 with a .443 on-base percentage, tallying 28 hits, 24 runs, 24 RBIs and 22 stolen bases • Also struck out 56 batters in 39 innings his final prep campaign • Recorded a 1.38 ERA with 82 strikeouts in 55 2/3 innings en route to all-state honors as a junior in 2012 • All-county pitcher as a sophomore with a 2.48 ERA and 54 strikeouts in 42 1/3 innings • All-area third baseman as a freshman • Team captain on the football team.

PERSONAL: Born Harrison Blake Smith on March 9, 1995 in Huntsville, Alabama • Son of Tina and Mike Smith • Has one brother, Alan • Majoring in marketing • Chose MSU over Troy, Samford and UAB • Listens to Taylor Swift before every game as a way to relax • Special talent is wiggling his ears • Refuses to put his car in drive if it is 13 minutes past the hour • Ties his right shoe before his left • Favorite MLB team is the San Francisco Giants • Favorite MLB player is Jose Altuve.

BLAKE SMITH'S CAREER STATISTICS

YEAR	ERA	W-L	GP	GS-CG	SH	SV	IP	H	R-ER	BB	SO	2B	3B	HR	WP	HB
2016	2.93	2-2	20	0-0	0	5	27.2	17	9-9	15	31	2	0	0	3	2
Career	2.93	2-2	20	0-0	0	5	27.2	17	9-9	15	31	2	0	0	3	2

BLAKE SMITH'S SOUTHEASTERN CONFERENCE STATISTICS

YEAR	ERA	W-L	GP	GS-CG	SH	SV	IP	H	R-ER	BB	SO	2B	3B	HR	WP	HB
2016	3.00	0-0	9	0-0	0	1	9.0	7	3-3	5	10	2	0	0	0	1
Career	3.00	0-0	9	0-0	0	1	9.0	7	3-3	5	10	2	0	0	0	1



PLAYERS



#6 REED SMITH

6-0 • 183 • FR. • INF • R-R • HS
Russellville, Ala. (Russellville High School)



HIGH SCHOOL: Named a 2016 Rawlings-Perfect Game Honorable Mention All-American • 2016 Rawlings-Perfect Game Southeast All-Region first team • Tabbed by Perfect Game as the No. 208 player in the class of 2016 and the 35th-best shortstop • Perfect Game has him as the fifth-best player in Alabama in the class of 2016 and the top-ranked shortstop • Prepped at Russellville High School for coach Chris Heaps • Owned a career batting average of .404 with 63 RBI, 37 doubles, seven triples and seven homers for the Golden Tigers • Helped his team to back-to-back AHSAA 5A state titles • As a senior, hit .425 with 75 runs scored while driving in 34 runs and hitting 21 doubles to go along with six triples and three homers • Had a stellar junior season, hitting .459 with 20 RBI • Played travel ball for the East Cobb Astros.

PERSONAL: Born Reeder Terrell Smith on April 17, 1998 in Birmingham, Alabama • Son of Melinda and Rickey Smith • Has one brother: Jackson • Chose MSU over Vanderbilt, Clemson, and Coastal Carolina • Major is undecided • The biggest influence on his career is his dad • Favorite TV show is Prison Break • Celebrity crush is Carrie Underwood.



#2 HUNTER STOVALL

5-7 • 158 • SO. • INF/C • R-R • 1L
Pelham, Ala. (Pelham High School)



2016: Had 87 at-bats in his freshman campaign while making 16 starts at second base and 4 starts at catcher • Went perfect in the stolen base category at 6-6 which was good enough for 2nd on the team • Made his season debut Feb. 19 against Florida Atlantic picking up a hit and an RBI in his only at-bat • 1 for 2 against South Dakota State on Feb. 20 with an RBI • Picked up 2 hits and scored 2 runs versus Nicholls State on Feb. 27 • Picked up his first collegiate double against Nicholls State on Feb. 28 • Stole 2 bases and scored a run in a win against Alcorn State on March 1 • Drove in a pair of runs against Oregon on March 12 • Had a 2-hit and 2-RBI night versus Mississippi Valley State on March 22 • Scored a pair of runs and drove in two at LSU on April 22 • Returned from an injury which had sidelined him a month against LSU in the SEC Tournament on May 26 and picked up 2 hits.

Career Highs

AB: 5, 4x, last at LSU, 4/22/16
R: 2, 4x, last at LSU, 4/22/16
H: 2, 6x, last vs. LSU, 5/26/16
RBI: 2, 4x, last at LSU, 4/22/16
2B: 1, 5x, last at LSU, 4/24/16
3B: N/A
HR: N/A
BB: 2 vs. ULM, 4/20/16
SB: 2 vs. Alcorn State, 3/1/16

HIGH SCHOOL: 2015 Louisville Slugger All-American • 2015 MaxPreps All-American • 2013, 2014 and 2015 Perfect Game All-American • Named the 2014-15 Gatorade Alabama Baseball Player of the Year as a senior after batting .461 with 10 home runs, 48 runs and 57 RBIs • Stole 28 bases and totaled 18 walks to go along with a .582 on-base percentage and an .825 slugging clip • Named the 2015 Birmingham News Metro Baseball Player of the Year • Led the Panthers to a 33-12 record and a trip to the Class 6A state championship series • 2014 Class 6A honorable mention All-State selection after hitting .375 with 30 runs, 29 stolen bases and 24 RBIs • Selected to the 2014 National Showcase Rawlings Top Prospect Team • 2013 MaxPreps All-American • Led PHS to the 2013 Class 6A state title as a sophomore, batting .359 with 32 runs, 30 RBIs and 20 stolen bases • Hit .385 with 29 runs and 28 RBIs as a freshman in 2012 • Also played football for two seasons, receiving interest from Auburn, Arkansas, Miami and Florida State • Played travel ball for the Dulins Dodgers alongside incoming teammates Luke Alexander, Trysten Barlow, Brant Blaylock, Keegan James and Jake Mangum.


PERSONAL: Born Hunter Grant Stovall on Sept. 5, 1996 in Birmingham, Alabama • Son of Selina and Eric Stovall • Has one sister, Ansley • Major is kinesiology • Chose Mississippi State over Auburn • Born five weeks premature and died while being born before being brought back to life • Favorite MLB player is Dustin Pedroia of the Boston Red Sox, which is his favorite MLB team • Member of the Fellowship of Christian Athletes • Has volunteered locally on behalf of his church, the March of Dimes Foundation, St. Jude Children's Research Hospital and the Field of Angels Baseball League for children with disabilities • Spends his spare time participating in multiple charitable initiatives to benefit the homeless and raise awareness for breast and ovarian cancer • Also spent his summer volunteering at an assisted living facility and working as a volunteer baseball coach • First cousin Tyler is the holder for the Auburn football team.

HUNTER STOVALL'S CAREER HITTING STATISTICS

YEAR	AVG	GP-GS	AB	R	H	2B	3B	HR	RBI	BB	HB	SO	SF	SH	SB-SA	SLG	OBP	E	FLD
2016	.241	35-20	83	19	21	5	0	0	14	8	1	11	0	2	6-6	.299	.313	1	.994
Career	.241	35-20	83	19	21	5	0	0	14	8	1	11	0	2	6-6	.299	.313	1	.994

HUNTER STOVALL'S SOUTHEASTERN CONFERENCE STATISTICS

YEAR	AVG	GP-GS	AB	R	H	2B	3B	HR	RBI	BB	HB	SO	SF	SH	SB-SA	SLG	OBP	E	FLD
2016	.185	10-7	27	5	5	2	0	0	4	3	0	5	0	0	3-3	.259	.267	1	.976
Career	.185	10-7	27	5	5	2	0	0	4	3	0	5	0	0	3-3	.259	.267	1	.976



#32 HUNTER VANSAU

6-3 • 194 • JR. • OF/INF • L-R • TR
Crawford, Texas (Northeast Texas CC)



SUMMER BALL: Played for the Chugiak Chinooks of the Alaskan Baseball League and led his team in hitting, while finishing seventh in the league with a .297 batting average this summer.

JUNIOR COLLEGE: Led Northeast Texas Community College in batting average (.378), runs (40), hits (62), doubles (11) and on-base percentage (.488) • Transferred to Northeast Texas Community College after a season with Dallas Baptist University.

HIGH SCHOOL: Four-year letterman at Crawford High School under Randy Smith • Named to 2014 Super CenTex 1st team in his senior season • Awarded Texas High School Baseball Association Class 2A Third Team All-State honors in 2014 • Tabbed as the district's Defensive Most Valuable Player • Named a First Team All-District shortstop • Hit .471 and crossed home plate 34 times, leading Crawford • Also hit .471 his 2012 sophomore season • Named to 2012 Super CenTex 2nd Team • Played summer ball with Waco Storm following graduation in 2014.

PERSONAL: Born Hunter Thomas Vansau on June 11, 1996 in Brownwood, Texas • Son of Kevin and Marilyn Vansau • Has one sister: Heather • Chose MSU over Dallas Baptist • Majoring in Finance • His favorite MLB team is the Orioles • Favorite MLB player is Chris Davis • Favorite childhood memory is going to Disney World after school when he lived in Florida • Favorite singer is George Strait • Hobbies include fishing and hunting.



#17 DREW WINDHAM

6-3 • 194 • FR. • RHP • R-R • HS
Ocean Springs, Miss. (Ocean Springs High School)



HIGH SCHOOL: Prepped at Ocean Springs High School under Brian Rea • Helped the Greyhounds to back-to-back district titles in 2014 and 2015 • Garnered all-district honors as a junior and as a senior • As a senior in 2016, finished with a 2-6 record but a 1.82 ERA in 50 innings pitched, while holding a 53/12 strikeout/walk ratio • At the plate, hit .277 with 21 RBI • Earned a spot in the Mississippi High School Activities Association (MHSAA) North/South All-star Game, where he was awarded the Mark Vinson Leadership Award • As a junior in 2015, owned a 4-1 record with a 1.76 ERA in 59.2 innings and 39 strikeouts • Hit .269 with three homers and 11 RBI • Played in the MHSAA Futures All-Star Game with the best juniors from around the state • Two-year starter at quarterback for the Greyhounds under coach Ryan Ross, where he earned the National Football Foundation and College Football Hall of Fame Rocky Byrd Senior Quarterback Award, given to the Mississippi gulf coast's most outstanding senior quarterback.

PERSONAL: Born Andrew John Windham on March 6, 1998, in Ocean Springs, Mississippi • Son of Mart and Jonna Windham • Has two brothers, Wes and Blake • Majoring in Biomedical Engineering • Chose MSU over Southern Miss • Parents and grandparents attended MSU • Volunteered with the "Backpack Buddies" Ocean Springs food program • Favorite MLB team is the Cardinals • Favorite player is Derek Jeter • Grandfather was captain of the 1963 MSU football team that won the Liberty Bowl in Philadelphia, Pennsylvania • Biggest fear is sharks • Secret ambition is to be a professional bow hunter • Cites former MSU and current Oakland A's pitcher Kendall Graveman as the biggest influence on his career • Favorite TV show is Family Feud • Favorite book is The Hunger Games • Celebrity crush is Jessica Alba.



2016 GAME-BY-GAME RESULTS

Record: 44-18-1 • Home: 27-11 • Away: 13-5 • Neutral: 4-2-1 • SEC: 21-9

DATE	OPPONENT	W/L	SCORE	R-H-E	R-H-E	INN.	OVERALL	SEC	PITCHER OF RECORD	ATT.	TIME
Feb. 19, 2016	FLORIDA ATLANTIC	L	6-10	6-17-2	10-12-0	9	0-1-0	---	Kale Breaux (L 0-1)	9413	3:35
Feb. 20, 2016	SOUTH DAKOTA ST. [DH-1] W		17-4	17-17-1	4-13-1	9	1-1-0	---	Keegan James (W 1-0)	-	3:42
Feb. 20, 2016	FLORIDA ATLANTIC [DH-2] L		0-4	0-4-1	4-13-0	9	1-2-0	---	Austin Sexton (L 0-1)	9405	2:54
Feb. 21, 2016	SOUTH DAKOTA ST.	W	15-5	15-14-2	5-8-2	7	2-2-0	---	Blake Smith (W 1-0)	6608	3:14
Feb. 26, 2016	UMASS LOWELL	W	4-2	4-6-0	2-3-1	9	3-2-0	---	Dakota Hudson (W 1-0)	7692	2:57
Feb. 27, 2016	NICHOLLS STATE [DH-1] W		5-0	5-12-1	0-3-0	9	4-2-0	---	Austin Sexton (W 1-1)	-	2:47
Feb. 27, 2016	UMASS LOWELL [DH-2] W		4-2	4-8-1	2-12-0	9	5-2-0	---	Daniel Brown (W 1-0)	8962	3:13
Feb. 28, 2016	NICHOLLS STATE	W	8-0	8-10-0	0-3-0	9	6-2-0	---	Zac Houston (W 1-0)	7438	2:57
March 1, 2016	ALCORN STATE	W	14-0	14-17-0	0-3-4	9	7-2-0	---	Keegan James (W 2-0)	5823	2:47
March 4, 2016	at #9 UCLA	L	1-2	1-5-1	2-5-0	9	7-3-0	---	Dakota Hudson (L 1-1)	1166	3:06
March 5, 2016	at #20 USC	W	8-7	8-13-0	7-8-1	9	8-3-0	---	Blake Smith (W 2-0)	428	3:13
March 6, 2016	vs. Oklahoma	T	5-5	5-10-0	5-8-1	9	8-3-1	---	None	1543	3:00
March 8, 2016	SOUTH ALABAMA	W	7-3	7-7-1	3-3-0	9	9-3-1	---	Ethan Small (W 1-0)	6761	2:43
March 11, 2016	#10 OREGON	W	10-4	10-13-1	4-4-1	9	10-3-1	---	Dakota Hudson (W 2-1)	6454	3:18
March 12, 2016	#10 OREGON	W	9-3	9-11-0	3-9-1	9	11-3-1	---	Austin Sexton (W 2-1)	6627	3:18
March 13, 2016	#10 OREGON	W	5-2	5-9-1	2-6-1	9	12-3-1	---	Daniel Brown (W 2-0)	6461	2:40
March 15, 2016	EASTERN KENTUCKY	L	12-16	12-15-1	16-17-3	(10)	12-4-1	---	Blake Smith (L 2-1)	6878	4:05
March 16, 2016	ORAL ROBERTS	L	1-3	1-6-0	3-7-1	9	12-5-1	---	Jared Padgett (L 0-1)	6404	2:53
March 18, 2016	at #2 Vanderbilt*	W	2-1	2-8-1	1-7-2	(13)	13-5-1	1-0	Ryan Rigby (W 1-0)	3626	4:20
March 19, 2016	at #2 Vanderbilt*	W	5-4	5-9-1	4-8-0	9	14-5-1	2-0	Kale Breaux (W 1-1)	3626	3:31
March 20, 2016	at #2 Vanderbilt*	L	6-12	6-11-3	12-14-1	9	14-6-1	2-1	Daniel Brown (L 2-1)	3330	3:22
March 22, 2016	MISS. VALLEY STATE	W	16-1	16-19-1	1-7-2	9	15-6-1	---	Konnor Pilkington (W 1-0)	6867	2:30
March 24, 2016	GEORGIA*	W	9-2	9-15-1	2-10-1	9	16-6-1	3-1	Dakota Hudson (W 3-1)	6895	2:47
March 25, 2016	GEORGIA*	W	3-1	3-5-0	1-7-1	9	17-6-1	4-1	Ryan Rigby (W 2-0)	7497	3:03
March 26, 2016	GEORGIA*	L	8-11	8-10-1	11-15-1	9	17-7-1	4-2	Daniel Brown (L 2-2)	7512	4:52
March 29, 2016	vs. Southern Miss^	W	13-5	13-18-1	5-11-2	9	18-7-1	---	Ryan Rigby (W 3-0)	5982	3:40
April 1, 2016	#11 OLE MISS*	W	3-1	3-6-1	1-4-2	9	19-7-1	5-2	Dakota Hudson (W 4-1)	10152	2:25
April 2, 2016	#11 OLE MISS*	W	6-2	6-12-2	2-4-0	9	20-7-1	6-2	Austin Sexton (W 3-1)	11515	3:14
April 3, 2016	#11 OLE MISS*	L	5-8	5-11-2	8-10-0	9	20-8-1	6-3	Ryan Rigby (L 3-1)	10164	3:18
April 5, 2016	UT MARTIN	W	14-0	14-18-1	0-4-0	9	21-8-1	6-3	Ryan Cyr (W 1-0)	7014	2:48
April 8, 2016	at #1 Florida*	L	2-8	2-11-1	8-12-0	9	21-9-1	6-4	Dakota Hudson (L 4-2)	3927	3:25
April 9, 2016	at #1 Florida*	W	10-4	10-14-1	4-12-0	9	22-9-1	7-4	Ryan Rigby (W 4-1)	6244	3:19
April 10, 2016	at #1 Florida*	W	2-1	2-9-0	1-6-0	9	23-9-1	8-4	Zac Houston (W 2-0)	3720	3:34
April 13, 2016	MEMPHIS	W	11-1	11-12-1	1-5-0	9	24-9-1	---	Kale Breaux (W 2-1)	7043	3:03
April 15, 2016	#3 TEXAS A&M*	L	3-10	3-10-0	10-13-0	9	24-10-1	8-5	Dakota Hudson (L 4-3)	10032	3:08
April 16, 2016	#3 TEXAS A&M*	L	6-10	6-9-2	10-17-1	9	24-11-1	8-6	Austin Sexton (L 3-2)	15078	3:34
April 17, 2016	#3 TEXAS A&M*	L	5-10	5-10-3	10-17-0	9	24-12-1	8-7	Reid Humphreys (L 0-1)	8786	3:38
April 20, 2016	vs. ULM#	W	1-0	1-7-0	0-6-1	(14)	25-12-1	---	Keegan James (W 3-0)	4472	4:47
April 22, 2016	at #5 LSU*	W	12-8	12-13-0	8-13-3	9	26-12-1	9-7	Dakota Hudson (W 5-3)	10884	3:32
April 23, 2016	at #5 LSU*	W	2-1	2-4-0	1-6-1	9	27-12-1	10-7	Austin Sexton (W 4-2)	11558	2:39
April 24, 2016	at #5 LSU*	L	8-11	8-15-2	11-12-0	9	27-13-1	10-8	Konnor Pilkington (L 1-1)	10034	3:58
April 26, 2016	vs #12 Ole Miss^	W	2-0	2-8-0	0-9-1	9	28-13-1	---	Zac Houston (W 3-0)	8542	3:07
April 28, 2016	at Alabama*	W	12-5	12-11-2	5-8-3	9	29-13-1	11-8	Dakota Hudson (W 6-3)	4064	3:40
April 30, 2016	at Alabama [DH-1]*	L	3-4	3-8-0	4-7-2	(9)	29-14-1	11-9	Ryan Cyr (L 1-1)	-	4:04
April 30, 2016	at Alabama [DH-2]*	W	2-1	2-4-1	1-3-2	7	30-14-1	12-9	Konnor Pilkington (W 2-1)	6644	2:40
May 5, 2016	MISSOURI*	W	8-2	8-19-2	2-7-0	9	31-14-1	13-9	Dakota Hudson (W 7-3)	6630	2:50
May 6, 2016	MISSOURI*	W	4-3	4-8-1	3-6-3	9	32-14-1	14-9	Austin Sexton (W 5-2)	6904	2:48
May 7, 2016	MISSOURI*	W	3-1	3-13-1	1-8-0	9	33-14-1	15-9	Daniel Brown (W 3-2)	7614	2:39
May 11, 2016	at Troy	W	7-3	7-12-1	3-7-0	9	34-14-1	---	Zac Houston (W 4-0)	1488	3:09
May 13, 2016	at Auburn*	W	4-0	4-11-0	0-6-2	9	35-14-1	16-9	Dakota Hudson (W 8-3)	2899	2:33
May 14, 2016	at Auburn*	W	16-6	16-21-2	6-8-1	9	36-14-1	17-9	Austin Sexton (W 6-2)	3228	3:28
May 15, 2016	at Auburn*	W	10-3	10-13-0	3-7-2	9	37-14-1	18-9	Konnor Pilkington (W 3-1)	2813	3:12
May 19, 2016	ARKANSAS*	W	7-0	7-12-1	0-5-5	9	38-14-1	19-9	Dakota Hudson (W 9-3)	6822	2:43
May 20, 2016	ARKANSAS*	W	5-1	5-8-1	1-5-2	9	39-14-1	20-9	Austin Sexton (W 7-2)	7195	3:00
May 21, 2016	ARKANSAS*	W	9-4	9-12-1	4-13-3	9	40-14-1	21-9	Ryan Rigby (W 5-1)	8421	3:41
May 25, 2016	vs. Alabama	W	4-1	4-12-2	1-4-2	9	41-14-1	---	Zac Houston (W 5-0)	13448	2:53
May 26, 2016	vs. LSU	L	2-6	2-8-3	6-12-1	9	41-15-1	---	Dakota Hudson (L 9-4)	11390	3:31
May 27, 2016	vs. Florida	L	2-12	2-7-3	12-14-0	7	41-16-1	---	Austin Sexton (L 7-3)	9429	2:57
June 3, 2016	SOUTHEAST MISSOURI	W	9-5	9-14-0	5-7-1	9	42-16-1	---	Daniel Brown (W 4-2)	9378	3:30
June 4, 2016	at #24 Cal State Fullerton	W	4-1	4-9-2	1-5-1	9	43-16-1	---	Austin Sexton (W 8-3)	10656	3:13
June 5, 2016	LOUISIANA TECH - N	W	4-0	4-10-0	0-2-3	9	44-16-1	---	Zac Houston (W 6-0)	9092	3:02
June 10, 2016	ARIZONA	L	0-1	0-5-0	1-7-0	9	44-17-1	---	Dakota Hudson (L 9-5)	12913	3:01
June 11, 2016	vs. Arizona	L	5-6	5-7-0	6-18-2	(11)	44-18-1	---	Blake Smith (L 2-1)	13452	4:40

HOME GAMES IN CAPS

* = Conference game

^ = Played at Trustmark Park (Pearl, Miss.)

= Played at MGM Park (Biloxi, Miss.)

() Extra Inning Game



2016 OVERALL HITTING STATS

PLAYER	AVG	GP-GS	AB	R	H	2B	3B	HR	RBI	TB	SLG%	BB	HBP	SO	GDP	OB%	SF	SH	SB-ATT	PO	A	E	FLD%
Jake Mangum	.408	62-43	206	40	84	12	3	1	28	105	.510	14	5	20	3	.458	0	1	6-7	90	2	5	.948
Nathaniel Lowe	.348	63-63	247	44	86	20	0	5	49	121	.490	32	2	31	8	.423	3	0	2-3	521	33	2	.996
Jack Kruger	.344	56-54	209	43	72	19	0	8	40	115	.550	30	5	29	3	.435	2	2	6-7	189	14	0	1.000
Brent Rooker	.324	58-53	204	34	66	15	2	11	54	118	.578	16	4	48	3	.376	5	0	2-3	29	2	0	1.000
Jacob Robson	.321	50-49	184	42	59	6	4	1	24	76	.413	30	0	37	2	.414	1	6	18-20	98	2	0	1.000
Reid Humphreys	.310	56-55	187	32	58	15	2	5	44	92	.492	24	6	51	1	.396	5	3	0-1	63	13	1	.987
Gavin Collins	.302	60-60	215	43	65	14	1	10	39	111	.516	30	10	33	5	.405	4	2	0-0	45	109	17	.901
Ryan Gridley	.284	63-62	229	30	65	8	0	2	32	79	.345	11	11	21	2	.340	5	4	1-2	98	189	11	.963
Hunter Stovall	.241	35-20	87	16	21	5	0	0	14	26	.299	8	1	11	1	.313	0	2	6-6	90	67	1	.974
Cody Brown	.241	43-20	83	19	20	3	2	2	13	33	.398	16	4	20	1	.388	0	2	3-3	35	2	1	.974
Elth Marrero	.233	43-36	150	15	35	6	1	0	12	43	.287	7	4	18	2	.286	0	1	2-2	286	25	6	.981
John Holland	.229	52-29	118	21	27	4	1	0	12	33	.280	4	4	25	0	.276	1	6	2-5	59	102	5	.970
Luke Alexander	.222	29-20	63	11	14	1	0	2	9	21	.333	11	1	20	1	.342	1	6	2-2	21	41	4	.939
Gavin Collins	.228	35-30	127	15	29	3	0	2	16	38	.299	15	1	20	2	.313	1	1	1-2	166	31	0	1.000
Josh Lovelady	.500	4-2	2	1	1	0	0	0	1	1	.500	1	0	0	0	.667	0	0	0-0	8	1	0	1.000
Cole Gordon	.333	21-0	18	3	6	3	1	0	3	11	.611	0	3	7	0	.429	0	0	0-0	33	0	0	1.000
Mike Smith	.214	39-1	14	11	3	1	0	0	2	4	.286	1	2	7	0	.353	0	0	1-2	13	0	0	1.000
TOTALS	.308	63-63	2216	405	682	132	17	47	376	989	.446	235	62	378	32	.385	27	35	51-63	1701	682	61	.975
OPPONENTS	.245	63-63	2146	249	525	78	4	29	229	698	.325	208	59	576	50	.326	17	26	36-50	1631	691	71	.970

Left On Base - MSU 539, Opponents 506; Double Plays Turned - MSU 55, Opponents 43; Catcher's Interference - MSU 0, Opponents 0



2016 PITCHING/DEFENSE STATS

2016 OVERALL PITCHING STATS

PLAYER	ERA	W	L	APP	GS	CG	SHO	CBO	SV	IP	H	R	ER	BB	SO	2B	3B	HR	AB	B/AVG	WP	HBP	BK	SFA	SHA
Zac Houston	1.63	6	0	18	6	0	0	5	0	38.2	29	14	7	19	42	4	0	2	114	.201	2	5	2	1	1
Konnor Pilkington	2.08	3	1	14	11	0	0	2	0	43.1	38	13	10	15	42	3	0	2	166	.229	1	2	0	0	0
Ryan Rigby	2.25	5	1	20	0	0	0	1	1	48.0	37	14	12	13	43	3	0	2	175	.211	2	11	1	1	1
Dakota Hudson	2.55	9	5	17	17	3	2	0	0	113.0	106	41	32	35	115	15	1	2	428	.248	14	8	1	3	4
Blake Smith	2.93	2	2	20	0	0	0	1	5	27.2	17	9	9	15	31	2	0	0	101	.168	3	2	1	1	0
Keegan James	3.24	3	0	14	4	0	0	3	0	25.0	19	10	9	8	15	3	1	2	89	.213	1	3	0	0	1
Austin Sexton	3.56	8	3	17	17	2	1	0	0	101.0	104	47	40	25	98	17	1	7	394	.264	6	8	1	4	7
Daniel Brown	3.62	4	2	23	6	0	0	1	2	54.2	54	25	22	18	54	7	0	1	209	.258	7	4	0	2	3
Vance Tatum	5.24	0	0	17	0	0	0	1	1	22.1	22	16	13	7	23	6	0	5	82	.268	2	3	0	3	1
Reid Humphreys	5.56	0	1	17	0	0	0	1	7	22.2	28	16	14	7	31	6	0	2	92	.304	1	3	0	2	1
Ryan Cyr	1.04	1	1	12	1	0	0	4	0	17.1	14	2	2	7	11	3	0	0	60	.233	1	2	0	0	3
Jacob Billingsley	1.80	0	0	12	0	0	0	3	1	10.0	10	2	2	3	14	2	0	0	36	.278	3	1	0	0	1
Jared Padgett	3.86	0	1	4	0	0	0	2	0	2.1	1	1	1	3	2	0	0	0	7	.143	0	0	0	0	0
Kale Breaux	5.40	2	1	16	1	0	0	3	1	16.2	19	11	10	10	19	4	0	0	65	.292	4	5	0	2	0
Noah Hughes	8.22	0	0	8	0	0	0	3	1	7.2	9	7	7	4	6	1	0	3	31	.290	0	0	0	0	0
Paul Young	8.53	0	0	10	0	0	0	2	0	6.1	7	6	6	9	10	1	0	1	24	.292	0	0	0	0	0
Ethan Small	13.06	1	0	15	0	0	0	2	0	10.1	11	15	15	10	20	1	0	0	43	.256	2	2	0	0	1
TOTALS	3.35	44	18	63	63	5	9	6	19	567.0	525	249	211	208	576	78	4	29	2146	.245	49	59	6	17	26
OPPONENTS	5.63	18	44	63	63	2	2	2	9	543.2	682	405	340	235	378	132	17	47	2216	.308	46	62	5	27	35

Passed Balls - MSU 9 (Elih Marrero - 6, Jack Kruger - 1, Hunter Stovall - 1, Gavin Collins - 1), Opponents 15; Pickoffs - MSU 3 (Daniel Brown - 2, Dakota Hudson - 1), Opponents 8.

2016 OVERALL DEFENSIVE STATS

PLAYER	C	PO	A	E	FLD%	DPS	SBA	CSB	SBA%	PB	CI
Jack Kruger	203	189	14	0	1.000	0	4	2	.667	1	0
Jacob Robson	100	98	2	0	1.000	1	0	0	-	0	0
Cole Gordon	33	33	0	0	1.000	4	0	0	-	0	0
Brent Rooker	31	29	2	0	1.000	1	0	0	-	0	0
Mike Smith	13	13	0	0	1.000	0	0	0	-	0	0
Daniel Brown	10	1	9	0	1.000	0	5	1	.833	0	0
Josh Lovelady	9	8	1	0	1.000	0	0	0	-	0	0
Zac Houston	5	0	5	0	1.000	0	3	1	.750	0	0
Ryan Cyr	5	0	5	0	1.000	0	0	0	-	0	0
Konnor Pilkington	5	0	5	0	1.000	1	0	0	-	0	0
Blake Smith	4	0	4	0	1.000	0	1	0	1.000	0	0
Vance Tatum	4	0	4	0	1.000	0	0	0	1.000	0	0
Paul Young	3	0	3	0	1.000	0	0	0	1.000	0	0
Keegan James	3	0	3	0	1.000	1	1	0	1.000	0	0
Kale Breaux	3	0	3	0	1.000	0	1	0	1.000	0	0
Jacob Billingsley	1	0	1	0	1.000	0	0	0	1.000	0	0
Nathaniel Lowe	556	521	33	2	.996	48	0	0	-	0	0
TOTALS	2444	1701	682	61	.975	55	36	14	.720	9	0
OPPONENTS	2393	1631	691	71	.970	43	51	12	.810	15	0

2016 SEC HITTING STATS



2016 SEC HITTING STATS

PLAYER	AVG	GP-GS	AB	R	H	2B	3B	HR	RBI	TB	SLG%	BB	HBP	SO	GDP	OB%	SF	SH	SB-ATT	PO	A	E	FLD%
Jake Mangum	.437	30-27	126	27	55	5	3	1	16	69	.548	5	1	9	2	.462	0	1	6-7	56	2	3	.951
Nathaniel Lowe	.390	30-30	123	24	48	11	0	4	26	71	.577	17	0	19	1	.461	1	0	1-1	253	19	1	.996
Jack Kruger	.333	24-23	90	21	30	7	0	3	12	46	.511	11	4	16	2	.421	2	1	5-5	85	8	0	1.000
Brent Rooker	.305	26-23	95	11	29	5	1	4	16	48	.505	4	1	21	0	.330	3	0	0-0	13	1	0	1.000
Gavin Collins	.304	30-30	112	21	34	5	1	4	19	53	.473	12	6	17	2	.391	3	1	0-0	23	56	7	.919
Reid Humphreys	.284	28-28	102	15	29	7	1	5	27	53	.520	15	0	32	1	.367	3	1	0-0	32	5	0	1.000
Jacob Robson	.278	20-20	79	14	22	2	0	0	7	24	.304	9	0	17	0	.348	1	1	5-6	39	1	0	1.000
Ryan Gridley	.232	30-29	112	10	26	3	0	1	11	32	.286	4	3	13	1	.270	3	1	0-0	51	97	4	.974
Elth Marrero	.224	22-20	85	7	19	3	1	0	6	24	.282	4	0	14	2	.258	0	0	1-1	159	13	4	.977
Cody Brown	.200	19-9	35	7	7	0	0	1	5	10	.286	7	2	10	1	.364	0	1	1-1	17	2	1	.950
John Holland	.194	25-17	62	10	12	2	1	0	9	16	.258	4	3	11	0	.271	1	4	1-3	31	55	4	.956
Mike Smith	1.000	16-0	1	5	1	0	0	0	0	1	1.000	0	0	0	0	1.000	0	0	0-1	3	0	0	1.000
Cole Gordon	.400	5-0	5	0	2	0	1	0	2	4	.800	0	0	2	0	.400	0	0	0-0	5	0	0	1.000
Hunter Stovall	.185	10-7	27	5	5	2	0	0	4	7	.259	3	0	5	0	.267	0	0	3-3	16	25	1	.976
Luke Alexander	.176	9-7	17	3	3	1	0	0	1	4	.235	3	0	9	0	.300	0	2	0-0	7	15	3	.880
TOTALS	.301	30-30	1071	180	322	53	9	23	161	462	.431	98	20	195	12	.365	17	13	23-28	805	328	33	.972
OPPONENTS	.260	30-30	1039	135	270	42	3	13	127	357	.344	91	29	255	23	.334	10	10	20-28	786	336	38	.967

Left On Base - MSU 253, Opponents 239; Double Plays Turned - MSU 25, Opponents 18



2016 SEC PITCHING/DEFENSE STATS

2016 SEC PITCHING STATS

PLAYER	ERA	W	L	APP	GS	CG	SHO	CBO	SV	IP	H	R	ER	BB	SO	2B	3B	HR	AB	B/AVG	WP	HBP	BK	SFA	SHA
Ryan Rigby	1.97	4	1	10	0	0	0	0	0	32.0	23	9	7	9	21	3	0	1	116	.198	1	8	0	1	1
Dakota Hudson	2.41	7	2	10	10	3	2	0	0	74.2	70	26	20	14	69	8	1	1	281	.249	10	7	0	1	1
Konnor Pilkington	2.73	2	1	7	7	0	0	0	0	26.1	27	10	8	10	25	2	0	1	106	.255	1	1	0	0	0
Austin Sexton	3.26	5	1	10	10	1	0	0	0	60.2	58	28	22	15	55	10	1	3	235	.247	4	5	1	3	3
Daniel Brown	6.26	1	2	13	2	0	0	0	2	23.0	29	19	16	11	26	5	0	1	96	.302	4	0	0	1	1
Jacob Billingsley	0.00	0	0	3	0	0	0	0	0	2.0	2	0	0	1	2	1	0	0	6	.333	1	0	0	0	0
Blake Smith	3.00	0	0	9	0	0	0	0	1	9.0	7	3	3	5	10	2	0	0	834	.206	0	1	1	1	0
Keegan James	5.00	0	0	6	1	0	0	0	0	9.0	8	5	5	4	6	2	1	1	33	.242	1	1	0	0	1
Noah Hughes	6.75	0	0	2	0	0	0	0	0	1	2.2	3	2	1	2	0	0	2	10	.300	0	0	0	0	0
Reid Humphreys	7.43	0	1	10	0	0	0	0	5	13.1	17	12	11	6	17	3	0	1	53	.321	1	2	0	2	1
Zac Houston	7.71	1	0	5	0	0	0	0	0	4.2	8	6	4	5	4	0	0	1	22	.364	1	0	1	0	0
Kale Breaux	9.00	1	0	5	0	0	0	0	0	3.0	9	3	3	1	3	3	0	0	17	.529	0	1	0	0	0
Paul Young	9.00	0	0	3	0	0	0	0	0	1.0	0	1	1	2	2	0	0	0	2	.000	0	0	0	0	0
Vance Tatum	10.80	0	0	6	0	0	0	0	0	3.1	5	4	4	2	5	2	0	1	13	.385	2	1	0	1	0
Ethan Small	16.20	0	0	8	0	0	0	0	0	3.1	4	6	6	4	8	1	0	0	15	.267	2	2	0	0	1
Ryan Cyr	27.00	0	1	1	0	0	0	0	0	0.1	0	1	1	1	0	0	0	0	0	.000	0	0	0	0	1
TOTALS	3.79	21	9	30	30	4	2	0	9	268.1	270	135	113	91	255	42	3	13	1039	.260	28	29	3	10	10
OPPONENTS	4.84	9	21	30	30	1	0	0	3	262.0	322	180	141	98	195	53	9	23	1071	.301	15	20	0	17	13

Passed Balls - MSU 1 (Elih Marrero - 1), Opponents 7; Pickoffs - MSU 1 (Dakota Hudson - 1), Opponents 3

2016 SEC DEFENSIVE STATS

PLAYER	C	PO	A	E	FLD%	DPS	SBA	CSB	SBA%	PB	CI
Jack Kruger	93	85	8	0	1.000	0	2	2	.500	0	0
Jacob Robson	40	39	1	0	1.000	0	0	0	-	0	0
Reid Humphreys	37	32	5	0	1.000	0	0	0	-	0	0
Dakota Hudson	15	8	7	0	1.000	1	2	3	.400	0	0
Brent Rooker	14	13	1	0	1.000	1	0	0	-	0	0
Daniel Brown	5	1	4	0	1.000	0	5	1	.833	0	0
Cole Gordon	5	5	0	0	1.000	0	0	0	-	0	0
Michael Smith	3	3	0	0	1.000	0	0	0	-	0	0
Konnor Pilkington	3	0	3	0	1.000	0	1	0	1.000	0	0
Kale Breaux	1	0	1	0	1.000	0	0	0	-	0	0
Vance Tatum	1	0	1	0	1.000	0	0	0	-	0	0
Keegan James	1	0	1	0	1.000	1	1	0	1.000	0	0
Blake Smith	1	0	1	0	1.000	0	0	0	-	0	0
Ryan Cyr	1	0	1	0	1.000	0	0	0	-	0	0
Nathaniel Lowe	273	273	19	1	.996	24	0	0	-	0	0
Elih Marrero	176	159	13	4	.977	3	16	6	.727	1	0
Hunter Stovall	42	16	25	1	.976	5	0	0	-	0	0
TOTALS	1166	805	328	33	.972	25	20	8	.714	1	0
OPPONENTS	1160	786	336	38	.967	18	23	5	.821	7	0

2016 STARTERS BY BATTING ORDER



DATE	NO. (#)	RECORD	OPPONENT	1	2	3	4	5	6	7	8	9
Feb. 19	1 (1)	1-0	Florida Atlantic	Robson	Kruger	Rooker	Lowe	Humphreys	Marrero	Gridley	Alexander	Mangum
Feb. 20	2 (1)	1-0	South Dakota St. [DH-1]	Robson	Kruger	Rooker	Collins	Lowe	Humphreys	Gridley	Alexander	Lovelady
Feb. 20	3 (1)	1-0	Florida Atlantic [DH-2]	Robson	Kruger	Rooker	Collins	Lowe	Humphreys	Gridley	Alexander	Holland
Feb. 21	4 (1)	1-0	South Dakota St.	Robson	Kruger	Lowe	Rooker	Collins	Humphreys	Mangum	Alexander	Marrero
Feb. 26	5 (1)	1-0	UMass Lowell	Robson	Kruger	Rooker	Lowe	Humphreys	Gridley	Alexander	Brown	Lovelady
Feb. 27	6 (1)	1-0	Nicholls State [DH-1]	Robson	Kruger	Lowe	Rooker	Collins	Humphreys	Brown	Marrero	Gridley
Feb. 27	7 (1)	1-0	UMass Lowell [DH-2]	Robson	Kruger	Lowe	Rooker	Collins	Stovall	Brown	Gridley	Marrero
Feb. 28	8 (1)	1-0	Nicholls State	Robson	Kruger	Rooker	Collins	Humphreys	Gridley	Lowe	Stovall	Marrero
March 1	9 (1)	1-0	Alcorn State	Robson	Kruger	Lowe	Rooker	Collins	Brown	Gridley	Stovall	Marrero
March 4	10 (1)	0-1	at #9 UCLA	Robson	Kruger	Lowe	Rooker	Collins	Gridley	Brown	Stovall	Alexander
March 5	11 (1)	1-0	at #20 USC	Robson	Gridley	Kruger	Rooker	Lowe	Humphreys	Marrero	Stovall	Alexander
March 6	12 (1)	0-0-1	vs. Oklahoma	Robson	Mangum	Kruger	Rooker	Collins	Lowe	Marrero	Gridley	Alexander
March 8	13 (1)	1-0	South Alabama	Robson	Brown	Kruger	Lowe	Collins	Marrero	Humphreys	Gridley	Stovall
March 11	14 (1)	1-0	#10 Oregon	Robson	Rooker	Kruger	Collins	Humphreys	Marrero	Lowe	Alexander	Gridley
March 12	15 (1)	1-0	#10 Oregon	Robson	Rooker	Kruger	Collins	Humphreys	Lowe	Gridley	Alexander	Stovall
March 13	16 (1)	1-0	#10 Oregon	Robson	Rooker	Kruger	Collins	Humphreys	Lowe	Gridley	Alexander	Marrero
March 15	17 (1)	0-1	Eastern Kentucky	Robson	Brown	Rooker	Lowe	Collins	Humphreys	Gridley	Marrero	Alexander
March 16	18 (1)	0-1	Oral Roberts	Robson	Kruger	Lowe	Collins	Rooker	Humphreys	Gridley	Stovall	Alexander
March 18	19 (1)	1-0	at #2 Vanderbilt	Robson	Kruger	Lowe	Collins	Rooker	Humphreys	Gridley	Marrero	Alexander
March 19	20 (1)	1-0	at #2 Vanderbilt	Robson	Rooker	Collins	Lowe	Kruger	Humphreys	Gridley	Mangum	Alexander
March 20	21 (1)	0-1	at #2 Vanderbilt	Robson	Mangum	Lowe	Collins	Kruger	Humphreys	Gridley	Marrero	Alexander
March 22	22 (1)	1-0	Miss. Valley State	Robson	Kruger	Lowe	Collins	Humphreys	Rooker	Gridley	Stovall	Holland
March 24	23 (1)	1-0	Georgia	Robson	Kruger	Rooker	Collins	Humphreys	Lowe	Gridley	Marrero	Alexander
March 25	24 (1)	1-0	Georgia	Robson	Mangum	Lowe	Kruger	Humphreys	Collins	Rooker	Holland	Alexander
March 26	25 (1)	0-1	Georgia	Robson	Brown	Lowe	Kruger	Humphreys	Collins	Marrero	Holland	Gridley
March 29	26 (1)	1-0	vs. Southern Miss	Robson	Mangum	Lowe	Collins	Humphreys	Brown	Marrero	Holland	Gridley
April 1	27 (1)	1-0	#11 Ole Miss	Robson	Mangum	Lowe	Humphreys	Kruger	Collins	Marrero	Holland	Gridley
April 2	28 (1)	1-0	#11 Ole Miss	Robson	Mangum	Lowe	Humphreys	Marrero	Brown	Collins	Holland	Gridley
April 3	29 (1)	0-1	#11 Ole Miss	Robson	Mangum	Lowe	Humphreys	Collins	Brown	Marrero	Holland	Gridley
April 5	30 (1)	1-0	UT Martin	Mangum	Kruger	Humphreys	Lowe	Collins	Gridley	Rooker	Stovall	Smith
April 8	31 (1)	0-1	at #1 Florida	Mangum	Kruger	Lowe	Humphreys	Collins	Marrero	Rooker	Holland	Gridley
April 9	32 (1)	1-0	at #1 Florida	Mangum	Marrero	Lowe	Collins	Humphreys	Brown	Gridley	Rooker	Stovall
April 10	33 (1)	1-0	at #1 Florida	Mangum	Marrero	Lowe	Humphreys	Collins	Brown	Gridley	Rooker	Stovall
April 13	34 (1)	1-0	Memphis	Mangum	Marrero	Lowe	Collins	Humphreys	Kruger	Rooker	Gridley	Holland
April 15	35 (1)	0-1	#3 Texas A&M	Mangum	Marrero	Lowe	Collins	Humphreys	Gridley	Brown	Rooker	Holland
April 16	36 (1)	0-1	#3 Texas A&M	Mangum	Marrero	Lowe	Humphreys	Rooker	Collins	Brown	Gridley	Holland
April 17	37 (1)	0-1	#3 Texas A&M	Mangum	Collins	Lowe	Humphreys	Rooker	Marrero	Brown	Gridley	Stovall
April 20	38 (1)	1-0	vs. ULM	Mangum	Collins	Lowe	Humphreys	Rooker	Kruger	Gridley	Brown	Stovall
April 22	39 (1)	1-0	at #5 LSU	Mangum	Collins	Humphreys	Rooker	Lowe	Kruger	Gridley	Marrero	Stovall
April 23	40 (1)	1-0	at #5 LSU	Mangum	Kruger	Lowe	Humphreys	Rooker	Marrero	Collins	Gridley	Stovall
April 24	41 (1)	1-0	at #5 LSU	Mangum	Kruger	Rooker	Humphreys	Lowe	Collins	Marrero	Gridley	Stovall
April 26	42 (1)	1-0	vs. #12 Ole Miss	Mangum	Kruger	Lowe	Rooker	Humphreys	Collins	Gridley	Brown	Stovall
April 28	43 (1)	1-0	at Alabama	Mangum	Kruger	Lowe	Humphreys	Collins	Rooker	Gridley	Brown	Stovall
April 30	44 (1)	0-1	at Alabama [DH-1]	Mangum	Kruger	Lowe	Collins	Humphreys	Robson	Marrero	Gridley	Alexander
April 30	45 (1)	1-0	at Alabama [DH-2]	Mangum	Kruger	Lowe	Collins	Rooker	Humphreys	Robson	Gridley	Alexander
May 5	46 (1)	1-0	Missouri	Mangum	Kruger	Lowe	Collins	Humphreys	Rooker	Robson	Gridley	Holland
May 6	47 (1)	1-0	Missouri	Mangum	Kruger	Lowe	Collins	Robson	Rooker	Marrero	Gridley	Holland
May 7	48 (1)	1-0	Missouri	Mangum	Kruger	Lowe	Collins	Robson	Rooker	Humphreys	Gridley	Holland
May 11	49 (1)	1-0	at Troy	Mangum	Kruger	Lowe	Collins	Rooker	Humphreys	Robson	Gridley	Holland
May 13	49 (2)	2-0	at Auburn	Mangum	Kruger	Lowe	Collins	Rooker	Humphreys	Robson	Gridley	Holland
May 14	50 (1)	1-0	at Auburn	Mangum	Kruger	Lowe	Collins	Rooker	Robson	Gridley	Marrero	Holland
May 15	51 (1)	1-0	at Auburn	Mangum	Kruger	Lowe	Collins	Rooker	Robson	Humphreys	Gridley	Holland
May 19	51 (2)	2-0	Arkansas	Mangum	Kruger	Lowe	Collins	Rooker	Robson	Humphreys	Gridley	Holland
May 20	52 (1)	1-0	Arkansas	Mangum	Kruger	Lowe	Collins	Robson	Humphreys	Marrero	Gridley	Holland
May 21	48(2)	2-0	Arkansas	Mangum	Kruger	Lowe	Collins	Robson	Rooker	Humphreys	Gridley	Holland
May 25	53(1)	1-0	vs. Alabama	Mangum	Kruger	Lowe	Collins	Robson	Humphreys	Rooker	Gridley	Holland
May 26	54(1)	0-1	vs. LSU	Mangum	Kruger	Collins	Rooker	Lowe	Humphreys	Robson	Gridley	Stovall
May 27	55(1)	0-1	vs. Florida	Mangum	Kruger	Lowe	Collins	Robson	Brown	Marrero	Gridley	Holland
June 3	51(3)	1-0	Southeast Missouri	Mangum	Kruger	Lowe	Collins	Rooker	Robson	Humphreys	Gridley	Holland
June 4	48(3)	3-0	at #24 Cal St. Fullerton	Mangum	Kruger	Lowe	Collins	Robson	Rooker	Humphreys	Gridley	Holland
June 5	48(4)	4-0	vs. Louisiana Tech	Mangum	Kruger	Lowe	Collins	Robson	Rooker	Humphreys	Gridley	Holland
June 10	48(5)	4-1	Arizona	Mangum	Kruger	Lowe	Collins	Robson	Rooker	Humphreys	Gridley	Holland
June 11	47(2)	1-1	vs. Arizona	Mangum	Kruger	Lowe	Collins	Robson	Rooker	Marrero	Gridley	Holland

STARTERS BY BATTING ORDER

LEADOFF: Mangum (34), Robson (29)

2nd: Kruger (40), Mangum (7), Marrero (5), Rooker (4), Brown (3), Collins(3), Gridley (1)

3rd: Lowe (45), Rooker (8), Kruger (6), Collins (2), Humphreys (2)

CLEANUP: Collins (34), Humphreys (11) Rooker (10), Lowe (6), Kruger (2)

5th: Humphreys (17), Collins (13), Rooker (13), Robson (10) Lowe (6), Kruger (3), Marrero (1)

6th: Humphreys (16), Rooker (10), Brown (7), Collins (6), Marrero (6), Gridley (5), Robson (5), Lowe (4), Kruger (3), Stovall (1)

7th: Gridley (21), Marrero (12), Humphreys (9), Brown (6), Robson (5), Rooker (5), Collins (2), Lowe (2), Alexander (1)

8th: Gridley (27), Alexander (7), Holland (7), Marrero (7), Stovall (7), Brown (4), Rooker (3), Mangum (1)

9th: Holland (22), Alexander (12), Stovall (12), Gridley (8), Marrero (5), Lovelady (2), Mangum (1), Smith (1)

2016 STARTERS BY POSITION

DATE	NO. (#)RECORD	OPPONENT	C	1B	2B	3B	SS	LF	CF	RF	DH
Feb. 19	1 (1) 0-1	FAU	Marrero	Lowe	Gridley	Alexander	Humphreys	Mangum	Robson	Rooker	Kruger
Feb. 20	2 (1) 1-0	S. Dakota State [DH-1]	Lovelady	Lowe	Gridley	Alexander	Collins	Humphreys	Robson	Rooker	Kruger
Feb. 20	3 (1) 0-1	FAU [DH-2]	Collins	Lowe	Holland	Gridley	Alexander	Humphreys	Robson	Rooker	Kruger
Feb. 21	4 (1) 1-0	S. Dakota State	Marrero	Lowe	Gridley	Alexander	Collins	Humphreys	Robson	Rooker	Kruger
Feb. 26	5 (1) 1-0	UMass Lowell	Lovelady	Lowe	Gridley	Alexander	Humphreys	C. Brown	Robson	Rooker	Kruger
Feb. 27	6 (1) 1-0	Nicholls State [DH-1]	Marrero	Lowe	Collins	Gridley	Humphreys	C. Brown	Robson	Rooker	Kruger
Feb. 27	7 (1) 1-0	UMass Lowell [DH-2]	Marrero	Lowe	Stovall	Gridley	Collins	C. Brown	Robson	Rooker	Kruger
Feb. 28	8 (1) 1-0	Nicholls State	Marrero	Lowe	Stovall	Gridley	Collins	Humphreys	Robson	Rooker	Kruger
March 1	7 (2) 2-0	Alcorn State	Marrero	Lowe	Stovall	Gridley	Collins	C. Brown	Robson	Rooker	Kruger
March 4	9 (1) 0-1	at #9 UCLA	Stovall	Lowe	Gridley	Alexander	Collins	C. Brown	Robson	Rooker	Kruger
March 5	10 (1) 1-0	at #20 USC	Marrero	Lowe	Stovall	Gridley	Alexander	Humphreys	Robson	Rooker	Kruger
March 6	11 (1) 0-0-1	vs. Oklahoma	Marrero	Lowe	Gridley	Alexander	Collins	Mangum	Robson	Rooker	Kruger
March 8	12 (1) 1-0	South Alabama	Marrero	Lowe	Stovall	Gridley	Collins	Humphreys	Robson	Humphreys	Kruger
March 11	4 (2) 2-0	#10 Oregon	Marrero	Lowe	Gridley	Alexander	Collins	Humphreys	Robson	Rooker	Kruger
March 12	13 (1) 1-0	#10 Oregon	Stovall	Lowe	Gridley	Alexander	Collins	Humphreys	Robson	Rooker	Kruger
March 13	4 (3) 3-0	#10 Oregon	Marrero	Lowe	Gridley	Alexander	Collins	Humphreys	Robson	Rooker	Kruger
March 15	14 (1) 0-1	Eastern Kentucky	Marrero	Lowe	Gridley	Alexander	Collins	Humphreys	Robson	C. Brown	Rooker
March 16	13 (2) 1-1	Oral Roberts	Stovall	Lowe	Gridley	Alexander	Collins	Humphreys	Robson	Rooker	Kruger
March 18	4 (4) 4-0	at #2 Vanderbilt	Marrero	Lowe	Gridley	Alexander	Collins	Humphreys	Robson	Rooker	Kruger
March 19	15 (1) 1-0	at #2 Vanderbilt	Kruger	Lowe	Gridley	Alexander	Collins	Humphreys	Robson	Mangum	Rooker
March 20	16 (1) 0-1	at #2 Vanderbilt	Marrero	Lowe	Gridley	Alexander	Collins	Humphreys	Robson	Mangum	Kruger
March 22	17 (1) 1-0	Miss. Valley State	Stovall	Lowe	Holland	Gridley	Collins	Humphreys	Robson	Rooker	Kruger
March 24	4 (5) 5-0	Georgia	Marrero	Lowe	Gridley	Alexander	Collins	Humphreys	Robson	Rooker	Kruger
March 25	18 (1) 1-0	Georgia	Collins	Lowe	Holland	Alexander	Humphreys	Mangum	Robson	Rooker	Kruger
March 26	19 (1) 0-1	Georgia	Marrero	Lowe	Holland	Gridley	Collins	Humphreys	Robson	C. Brown	Kruger
March 29	20 (1) 1-0	vs. Southern Miss	Marrero	Lowe	Holland	Gridley	Collins	Mangum	Robson	C. Brown	Humphreys
April 1	21 (1) 1-0	#11 Ole Miss	Marrero	Lowe	Holland	Gridley	Collins	Humphreys	Robson	Mangum	Kruger
April 2	22 (1) 1-0	#11 Ole Miss	Marrero	Lowe	Holland	Gridley	Collins	C. Brown	Robson	Mangum	Humphreys
April 3	22 (2) 1-1	#11 Ole Miss	Marrero	Lowe	Holland	Gridley	Collins	C. Brown	Robson	Mangum	Humphreys
April 5	23 (1) 1-0	UT Martin	Kruger	Lowe	Stovall	Gridley	Collins	Humphreys	Mangum	M. Smith	Rooker
April 8	24 (1) 0-1	at #1 Florida	Marrero	Lowe	Holland	Gridley	Collins	Humphreys	Mangum	Rooker	Kruger
April 9	25 (1) 1-0	at #1 Florida	Marrero	Lowe	Stovall	Gridley	Collins	Humphreys	Mangum	C. Brown	Rooker
April 10	25 (2) 2-0	at #1 Florida	Marrero	Lowe	Stovall	Gridley	Collins	Humphreys	Mangum	C. Brown	Rooker
April 13	24 (2) 1-1	Memphis	Marrero	Lowe	Holland	Gridley	Collins	Humphreys	Mangum	Rooker	Kruger
April 15	26 (1) 0-1	#3 Texas A&M	Marrero	Lowe	Holland	Gridley	Collins	Humphreys	Mangum	C. Brown	Rooker
April 16	26 (2) 0-2	#3 Texas A&M	Marrero	Lowe	Holland	Gridley	Collins	Humphreys	Mangum	C. Brown	Rooker
April 17	25 (3) 0-3	#3 Texas A&M	Marrero	Lowe	Stovall	Gridley	Collins	Humphreys	Mangum	C. Brown	Rooker
April 20	27 (1) 1-0	vs. La.-Monroe	Kruger	Lowe	Stovall	Gridley	Collins	Humphreys	Mangum	C. Brown	Rooker
April 22	28 (1) 1-0	at #7 LSU	Marrero	Lowe	Stovall	Gridley	Collins	Humphreys	Mangum	Rooker	Kruger
April 23	28 (2) 2-0	at #7 LSU	Marrero	Lowe	Stovall	Gridley	Collins	Humphreys	Mangum	Rooker	Kruger
April 24	28 (3) 2-1	at #7 LSU	Marrero	Lowe	Stovall	Gridley	Collins	Humphreys	Mangum	Rooker	Kruger
April 26	27 (2) 2-0	vs. #12 Ole Miss	Kruger	Lowe	Stovall	Gridley	Collins	Humphreys	Mangum	C. Brown	Rooker
April 28	27 (3) 3-0	at Alabama	Kruger	Lowe	Stovall	Gridley	Collins	Humphreys	Mangum	C. Brown	Rooker
April 30	29 (1) 0-1	at Alabama [DH-1]	Marrero	Lowe	Alexander	Gridley	Collins	Humphreys	Robson	Mangum	Kruger
April 30	30 (1) 1-0	at Alabama [DH-2]	Kruger	Lowe	Alexander	Gridley	Collins	Humphreys	Robson	Mangum	Rooker
May 5	31 (1) 1-0	Missouri	Kruger	Lowe	Holland	Gridley	Collins	Humphreys	Robson	Mangum	Rooker
May 6	32 (1) 1-0	Missouri	Marrero	Lowe	Holland	Gridley	Collins	Mangum	Robson	Rooker	Kruger
May 7	31 (2) 2-0	Missouri	Kruger	Lowe	Holland	Gridley	Collins	Humphreys	Robson	Mangum	Rooker
May 11	31 (3) 3-0	at Troy	Kruger	Lowe	Holland	Gridley	Collins	Humphreys	Robson	Mangum	Rooker
May 13	31 (4) 4-0	at Auburn	Kruger	Lowe	Holland	Gridley	Collins	Humphreys	Robson	Mangum	Rooker
May 14	32 (2) 2-0	at Auburn	Marrero	Lowe	Holland	Gridley	Collins	Mangum	Robson	Rooker	Kruger
May 15	31 (5) 5-0	at Auburn	Kruger	Lowe	Holland	Gridley	Collins	Humphreys	Robson	Mangum	Rooker
May 19	31 (6) 6-0	Arkansas	Kruger	Lowe	Holland	Gridley	Collins	Humphreys	Robson	Mangum	Rooker
May 20	33 (1) 1-0	Arkansas	Marrero	Lowe	Holland	Gridley	Collins	Humphreys	Robson	Mangum	Kruger
May 21	31 (7) 7-0	Arkansas	Kruger	Lowe	Holland	Gridley	Collins	Humphreys	Robson	Mangum	Rooker
May 25	31 (8) 8-0	vs. Alabama	Kruger	Lowe	Holland	Gridley	Collins	Humphreys	Robson	Mangum	Rooker
May 26	34 (1) 0-1	vs. LSU	Kruger	Lowe	Stovall	Gridley	Collins	Humphreys	Robson	Mangum	Rooker
May 27	35 (1) 0-1	vs. Florida	Marrero	Lowe	Holland	Gridley	Collins	C. Brown	Robson	Mangum	Kruger
June 3	31 (9) 9-0	Southeast Missouri	Kruger	Lowe	Holland	Gridley	Collins	Humphreys	Robson	Mangum	Rooker
June 4	31 (10) 10-0	Cal State Fullerton	Kruger	Lowe	Holland	Gridley	Collins	Humphreys	Robson	Mangum	Rooker
June 5	31 (11) 11-0	Louisiana Tech	Kruger	Lowe	Holland	Gridley	Collins	Humphreys	Robson	Mangum	Rooker

STARTERS BY POSITION

P: Hudson (17), Sexton (17), Pilkington (11), Brown (6), Houston (6), James (4), Breaux (1)

C: Marrero (35), Kruger (20), Stovall (4), Collins (2), Lovelady (2)

1B: Lowe (63)

2B: Holland (29), Stovall (16), Gridley (15), Alexander (2), Collins (1)

3B: Collins (57), Humphreys (4), Alexander (2)

SS: Gridley (47), Alexander (16)

LF: Humphreys (47), Brown (8), Mangum (7)

CF: Robson (49), Mangum (14)

RF: Rooker (28), Mangum (22), Brown (12), Smith (1)

DH: Kruger (34), Rooker (25), Humphreys (3), Marrero (1)

2016 HITTING BY THE NUMBERS



HOME RUNS

CAREER DINGERS	SOLO	2R	3R	GS	TOTAL
Brent Rooker	8	3	2	-	13
Reid Humphreys	5	5	1	-	11
Gavin Collins	6	3	1	-	10
Jack Kruger	5	2	1	-	8
Cody Brown	3	-	-	2	5
Nathaniel Lowe	1	3	-	1	5
Ryan Gridley	1	1	1	-	3
Jacob Robson	1	-	-	1	2
Luke Alexander	1	1	-	-	2
John Holland	1	-	-	-	1

BREAKDOWN

Total	47
At Dudy Noble Field	30
On The Road	15
At Neutral-Site	2
vs. RHP	33
vs. LHP	14
w/ 0 Outs	13
w/ 1 Out	18
w/ 2 Outs	16
Solo	23
Two-Run	15
Three-Run	5
Grand Slam	4
Back-To-Back	2
Pinch-Hit	1
Walk-Off	0
Before the 7th Inning	34
7th Inning and Beyond	13
Opponent Total	29
Last HR Given Up	June 11 vs. Arizona
Longest Stretch Without HR Allowed	8 Games
Current Streak of No HR Allowed	1 Game

TOUCH 'EM ALL TRACKER

Player	Date	Opp.	On Base-Outs
1. Alexander	2/19	FAU	0-1
2. Kruger	2/21	S. Dakota St.	0-2
3. Kruger	2/26	UMass Lowell	0-1
4. Gridley	2/27	UMass Lowell	1-1
5. Kruger	3/5	at #20 USC	2-2
6. Collins	3/6	vs. Oklahoma	0-0
7. Collins	3/8	South Alabama	1-2
8. Collins	3/8	South Alabama	1-0
9. Rooker	3/11	#10 Oregon	0-1
10. C. Brown	3/11	#10 Oregon	3-2
11. Rooker	3/13	#10 Oregon	1-2
12. Lowe	3/15	E. Kentucky	1-2
13. Collins	3/15	E. Kentucky	0-2
14. Humphreys	3/19	#2 Vanderbilt	1-2
15. Robson	3/22	Miss. Valley St.	3-2
16. Humphreys	3/24	Georgia	0-1
17. Humphreys	3/24	Georgia	0-0
18. Mangum	4/2	#11 Ole Miss	0-1
19. Lowe	4/3	#11 Ole Miss	0-0
20. Collins	4/3	#11 Ole Miss	1-0
21. Kruger	4/5	UT Martin	2-2
22. C. Brown	4/9	at #1 Florida	3-0
23. Gridley	4/10	at #1 Florida	0-0
24. Rooker	4/13	Memphis	1-1
25. Collins	4/13	Memphis	0-2
26. Alexander	4/13	Memphis	1-2
27. Humphreys	4/16	#3 Texas A&M	1-2
28. Collins	4/17	#3 Texas A&M	1-1
29. Lowe	4/22	at #7 LSU	3-1
30. Kruger	4/23	at #7 LSU	0-1
31. Collins	4/28	at Alabama	1-1
32. Rooker	4/28	at Alabama	2-1
33. Rooker	5/5	Missouri	0-0
34. Lowe	5/5	Missouri	1-1
35. Kruger	5/13	at Auburn	0-2
36. Collins	5/14	at Auburn	2-1
37. Rooker	5/14	at Auburn	0-1
38. Rooker	5/14	at Auburn	0-0
39. Humphreys	5/15	at Auburn	0-1
40. Kruger	5/15	at Auburn	0-0
41. Lowe	5/15	at Auburn	1-1
42. Collins	5/25	vs. Alabama	0-0
43. Rooker	6/3	vs. SEMO	0-0
44. Rooker	6/3	vs. SEMO	2-2
45. Kruger	6/3	vs. SEMO	1-2
46. Rooker	6/11	vs. Arizona	0-0
47. Rooker	6/11	vs. Arizona	0-0

MULTIPLE-HIT GAMES	2	3	4	5+	Total
Nathaniel Lowe	20	4	2	1	27
Brent Rooker	18	5	-	-	23
Jake Mangum	11	7	3	1	22
Jack Kruger	11	10	-	-	21
Ryan Gridley	18	2	-	-	20
Reid Humphreys	10	5	-	-	15
Jacob Robson	7	7	1	-	15
Gavin Collins	11	2	1	-	14
Elih Marrero	7	3	-	-	10
Hunter Stovall	6	-	-	-	6
John Holland	4	1	-	-	5
Cody Brown	3	1	-	-	4
Luke Alexander	1	-	-	-	1
TEAM	127	47	7	2	183

MULTIPLE-RBI GAMES	2	3	4	5+	Total
Brent Rooker	7	7	1	-	15
Reid Humphreys	11	2	-	-	13
Jack Kruger	7	1	3	-	11
Gavin Collins	6	1	1	-	8
Nathaniel Lowe	1	5	-	2	8
Jake Mangum	6	1	-	-	7
Ryan Gridley	5	1	-	-	6
Hunter Stovall	4	-	-	-	4
John Holland	2	1	-	-	3
Jacob Robson	2	-	1	-	3
Cody Brown	1	-	2	-	3
Elih Marrero	2	-	-	-	2
Luke Alexander	1	-	-	-	1
TEAM	55	19	8	2	84

HITTING STREAKS	CURRENT	2016	CAREER
Jake Mangum	13	13	13
Jack Kruger	8	9	9
John Holland	4	4	4
Gavin Collins	3	18	18
Ryan Gridley	2	6	8
Brent Rooker	1	9	9
Jacob Robson	-	14	14
Nathaniel Lowe	-	10	10
Hunter Stovall	-	2	2
Cody Brown	-	3	9
Mike Smith	-	2	2
Cole Gordon	-	1	1
Reid Humphreys	-	7	8
Elih Marrero	-	7	7
Luke Alexander	-	4	4

REACHED BASED	CURRENT	2016	CAREER
Jack Kruger	16	18	18
Jake Mangum	13	20	20
Nathaniel Lowe	7	17	17
Brent Rooker	5	9	9
John Holland	4	9	9
Gavin Collins	3	24	24
Ryan Gridley	2	13	14
Jacob Robson	-	23	24
Reid Humphreys	-	21	21
Hunter Stovall	-	4	4
Cody Brown	-	6	18
Cole Gordon	-	3	3
Mike Smith	-	2	3
Elih Marrero	-	9	9
Luke Alexander	-	4	4



2016 PITCHING BY THE NUMBERS

STARTERS GAME-BY-GAME

Opponent	W-L	IP	H	R	ER	BB	K
FAU	ND	5.0	5	2	2	3	8
SDSU	ND	4.2	8	3	3	2	7
FAU	L	4.2	9	4	4	2	6
SDSU	ND	3.2	6	5	1	3	3
UMass Lowell	W	6.0	2	0	0	4	9
Nicholls State	W	9.0	3	0	0	1	11
UMass Lowell	W	5.2	5	0	0	1	4
Nicholls State	W	6.0	3	0	0	2	10
Alcorn State	W	1.0	1	0	0	0	0
@ #9 UCLA	L	7.0	5	2	1	3	6
@ #20 USC	ND	4.2	7	6	6	0	1
vs. Oklahoma	ND	3.1	3	3	3	2	1
S. Alabama	ND	2.0	0	0	0	2	2
#10 Oregon	W	5.2	4	2	2	5	9
#10 Oregon	W	6.0	4	0	0	4	12
#10 Oregon	W	7.0	4	0	0	1	4
Eastern Ky.	ND	4.0	3	1	1	3	5
Oral Roberts	ND	2.0	1	1	1	0	1
@ #2 Vanderbilt	ND	9.0	4	1	0	2	8
@ #2 Vanderbilt	ND	6.0	8	4	4	4	7
@ #2 Vanderbilt	L	2.2	9	8	5	1	5
Miss. Valley St.	W	5.0	2	0	0	0	5
Georgia	W	7.0	8	1	0	1	5
Georgia	ND	6.0	6	1	1	3	6
Georgia	ND	1.2	1	0	0	3	0
vs. S Miss	ND	3.1	5	2	1	0	4
#11 Ole Miss	W	9.0	4	1	0	0	11
#11 Ole Miss	W	9.0	4	2	0	0	8
#11 Ole Miss	ND	1.0	3	2	2	1	0
UT Martin	ND	1.0	0	0	0	1	0
@ #1 Florida	L	5.0	8	6	5	2	3
@ #1 Florida	ND	4.0	8	3	3	2	2
@ #1 Florida	ND	4.0	3	0	0	5	2
Memphis	ND	1.1	2	1	1	0	2
#3 Texas A&M	L	7.0	10	4	4	1	8
#3 Texas A&M	L	3.0	9	5	5	0	2
#3 Texas A&M	ND	1.0	5	2	2	0	3
vs. La.-Monroe	ND	2.0	1	0	0	0	2
@ #7 LSU	W	6.1	12	7	7	3	3
@ #7 LSU	W	7.1	5	1	1	1	4
@ #7 LSU	L	3.1	3	4	3	0	2
vs. #12 Ole Miss	ND	4.0	4	0	0	2	1
@ Alabama	W	5.0	6	4	3	2	4
@ Alabama	ND	3.2	4	2	2	1	3
@ Alabama	W	5.2	3	1	1	2	7
Missouri	W	8.1	7	2	1	0	11
Missouri	W	8.0	4	3	3	1	8
Missouri	ND	4.0	5	1	0	1	4
@ Troy	W	1.0	1	0	0	2	0
@ Auburn	W	9.0	6	0	0	1	6
@ Auburn	W	6.2	6	6	3	1	8
@ Auburn	W	6.0	3	0	0	2	4
Arkansas	W	9.0	5	0	0	2	10
Arkansas	W	7.0	4	1	0	2	7
Arkansas	ND	2.1	5	2	2	0	3
vs. Alabama	W	8.2	4	1	1	0	5
vs. #7 LSU	L	5.0	9	4	2	1	6
vs. #1 Florida	L	4.1	11	7	6	1	3
vs. SEMO	ND	3.1	4	4	4	4	2
vs. CSF	W	6.1	5	1	1	1	4
vs. La Tech	W	6.0	2	0	0	3	10
vs. Arizona	L	8.2	5	0	0	2	9
vs. Arizona	ND	5.1	7	1	1	1	6

BULLPEN GAME-BY-GAME

Opponent	W-L-SV	IP	H	R	ER	BB	K
FAU	L	4.0	7	8	8	4	4
SDSU	W	4.1	5	1	1	1	2
FAU	ND	4.1	4	0	0	1	6
SDSU	W	3.1	2	0	0	2	4
UMass Lowell	SV	3.0	1	2	2	2	7
Nicholls State	***** Complete Game *****						
UMass Lowell	SV	3.1	7	2	1	2	6
Nicholls State	ND	3.0	0	0	0	1	2
Alcorn State	ND	8.0	2	0	0	2	10
@ #9 UCLA	ND	1.0	0	0	0	1	2
@ #20 USC	W, SV	4.1	1	1	1	3	2
vs. Oklahoma	ND	5.2	5	2	2	0	6
S. Alabama	W	7.0	3	3	3	2	8
#10 Oregon	SV	3.1	0	2	1	3	3
#10 Oregon	ND	3.0	5	3	3	3	3
#10 Oregon	SV	2.0	2	2	2	0	1
Eastern Ky.	L	6.0	14	15	14	3	6
Oral Roberts	L	7.0	6	2	2	4	8
@ #2 Vanderbilt	W	4.0	3	0	0	2	2
@ #2 Vanderbilt	W, SV	3.0	0	0	0	1	3
@ #2 Vanderbilt	ND	5.1	5	4	4	2	5
Miss. Valley St.	ND	4.0	5	1	1	2	5
Georgia	ND	2.0	2	1	1	1	4
Georgia	W	3.0	1	0	0	0	2
Georgia	L	7.1	14	11	10	7	10
vs. S. Miss	W	5.2	6	3	2	0	7
#11 Ole Miss	***** Complete Game *****						
#11 Ole Miss	***** Complete Game *****						
#11 Ole Miss	L	8.0	7	6	5	2	6
UT Martin	W	8.0	4	0	0	3	8
@ #1 Florida	ND	3.0	4	2	2	0	6
@ #1 Florida	W	5.0	4	1	1	1	4
@ #1 Florida	W, SV	5.0	3	1	1	3	5
Memphis	W	7.2	3	0	0	5	7
#3 Texas A&M	ND	2.0	3	6	6	0	0
#3 Texas A&M	ND	6.0	8	5	4	3	7
#3 Texas A&M	L	8.0	12	8	6	4	4
vs. La.-Monroe	W	12.0	5	0	0	2	14
@ #7 LSU	SV	2.2	1	1	1	0	3
@ #7 LSU	SV	1.2	1	0	0	0	0
@ #7 LSU	ND	4.2	9	7	7	5	3
vs. #12 Ole Miss	W, SV	5.0	5	0	0	0	5
@ Alabama	SV	4.0	2	1	1	2	4
@ Alabama	L	4.2	3	2	2	9	2
@ Alabama	SV	1.1	0	0	0	1	2
Missouri	ND	0.2	0	0	0	0	1
Missouri	SV	1.0	2	0	0	0	1
Missouri	W, SV	5.0	3	0	0	0	6
@ Troy	SV	8.0	6	3	2	4	6
@ Auburn	*****Complete Game*****						
@ Auburn	ND	2.1	2	05	0	1	3
@ Auburn	ND	3.0	4	3	3	1	3
Arkansas	*****Complete Game*****						
Arkansas	SV	2.0	1	0	0	0	3
Arkansas	W	6.2	8	2	2	1	10
vs. Alabama	SV	0.1	0	0	0	0	1
vs. #7 LSU	ND	4.0	3	2	0	0	3
vs. #1 Florida	ND	2.2	3	5	5	5	4
vs. SEMO	W	5.2	3	1	1	1	2
vs. CSF	ND	2.2	0	0	0	2	3
vs. La Tech	S	3.0	0	0	0	0	4
vs. Arizona	ND	2.2	7	1	1	1	6
vs. Arizona	L	5.1	11	5	5	3	9



PITCHERS' ALL-TIME WIN-LOSS RECORD

Player	Career	SEC	Non-Conference	Home	Road	Neutral-Site	Postseason
Kale Breaux	2-1	1-0	1-1	1-1	1-0	---	---
Daniel Brown	5-2	1-2	4-0	5-1	0-1	---	1-0
Ryan Cyr	1-1	0-1	1-0	1-0	0-1	---	---
Myles Gentry	4-2	1-1	3-1	4-2	---	---	0-1
Zac Houston	6-2	1-1	5-1	2-0	2-2	2-0	2-0
Dakota Hudson	11-8	8-4	3-4	8-2	3-4	0-1	0-2
Reid Humphreys	0-1	0-1	---	0-1	---	---	---
Keegan James	3-0	---	3-0	2-0	---	1-0	---
Jared Padgett	0-1	---	0-1	0-1	---	---	---
Konnor Pilkington	3-1	2-1	1-0	1-0	2-1	---	---
Ryan Rigby	5-1	4-1	1-0	2-1	2-0	1-0	---
Austin Sexton	14-7	10-4	7-3	11-4	3-2	0-1	1-2
Ethan Small	1-0	---	1-0	1-0	---	---	---
Blake Smith	2-2	---	2-2	1-1	1-0	---	---
Vance Tatum	5-2	2-2	3-0	3-1	1-1	1-0	---
TOTALS	62-31 (.667)	27-18 (.600)	35-13 (.729)	43-15 (.741)	16-12 (.571)	5-1 (.714)	4-5 (.545)

* Note: Postseason contests including SEC and NCAA Tournament games are calculated in non-conference record; SEC record denotes regular-season conference games only.

HOLD & SAVE OPPORTUNITIES

Opponent	Date	Pitcher	Result	Inning	Situation	MSU Lead	Pitcher's Line	Outcome	Decision
1. UMass Lowell	Feb. 26	Tatum	H, 1	7th	0 on, 0 out	3-0	1.2 IP, 2 R, 2 BB, 3 K	W, 4-2	Hudson (1-0)
2. UMass Lowell	Feb. 26	B. Smith	S, 1	8th	1 on, 2 out	4-2	1.1 IP, 0 R, 0 BB, 4 K	W, 4-2	Hudson (1-0)
3. UMass Lowell	Feb. 27	Billingsley	H, 1	6th	2 on, 2 out	3-0	0.1 IP, 1 R, 1 BB, 1 K	W, 4-2	D. Brown (1-0)
4. UMass Lowell	Feb. 27	Rigby	H, 1	7th	1 on, 0 out	3-1	2.0 IP, 0 R, 1 BB, 5 K	W, 4-2	D. Brown (1-0)
5. UMass Lowell	Feb. 27	Humphreys	S, 1	9th	0 on, 0 out	3-1	1.0 IP, 1 R, 0 BB, 0 K	W, 4-2	D. Brown (1-0)
6. at #20 USC	March 5	Houston	H, 1	8th	1 on, 2 out	8-6	0.1 IP, 1 R, 2 BB, 1 K	W, 8-7	B. Smith (2-0)
7. at #20 USC	March 5	Breaux	S, 1	9th	2 on, 0 out	8-6	1.0 IP, 0 R, 0 BB, 1 K	W, 8-7	B. Smith (2-0)
8. South Alabama	March 8	Houston	H, 2	8th	0 on, 0 out	5-3	1.0 IP, 0 R, 0 BB, 0 K	W, 7-3	Small (1-0)
9. #10 Oregon	March 11	Houston	H, 3	6th	2 on, 2 out	4-2	0.1 IP, 1 R, 0 BB, 0 K	W, 10-4	Hudson (2-1)
10. #10 Oregon	March 11	B. Smith	H, 1	7th	1 on, 0 out	5-2	1.0 IP, 1 R, 3 BB, 1 K	W, 10-4	Hudson (2-1)
11. #10 Oregon	March 11	Tatum	S, 1	8th	2 on, 0 out	5-3	2.0 IP, 0 R, 0 BB, 2 K	W, 10-4	Hudson (2-1)
12. #10 Oregon	March 13	Humphreys	S, 2	9th	0 on, 0 out	5-2	1.0 IP, 0 R, 0 BB, 0 K	W, 5-2	D. Brown (2-0)
13. at #2 Vanderbilt	March 19	Hughes	S, 1	8th	0 on, 0 out	5-4	2.0 IP, 0 R, 1 BB, 3 K	W, 5-4	Breaux (1-1)
14. at #1 Florida	April 10	Humphreys	S, 3	8th	1 on, 1 out	2-0	1.2 IP, 1 R, 1 BB, 2 K	W, 2-1	Houston (2-0)
15. at #7 LSU	April 22	Rigby	H, 2	7th	3 on, 1 out	9-4	1.1 IP, 1 R, 0 BB, 1 K	W, 12-8	Hudson (5-3)
16. at #7 LSU	April 22	Humphreys	S, 4	8th	3 on, 2 out	12-8	1.1 IP, 0 R, 0 BB, 2 K	W, 12-8	Hudson (5-3)
17. at #7 LSU	April 23	D. Brown	H, 1	7th	2 on, 1 out	2-0	1.0 IP, 0 R, 0 BB, 0 K	W, 2-1	Sexton (4-2)
18. at #7 LSU	April 23	Humphreys	S, 5	9th	1 on, 1 out	2-1	0.2 IP, 0 R, 0 BB, 0 K	W, 2-1	Sexton (4-2)
19. vs. #12 Ole Miss	April 26	Billingsley	S, 1	7th	2 on, 2 out	2-0	2.1 IP, 0 R, 0 BB, 3 K	W, 2-0	Houston (3-0)
20. at Alabama	April 28	James	H, 1	6th	2 on, 0 out	6-5	0.1 IP, 0 R, 0 BB, 0 K	W, 12-5	Hudson (6-3)
21. at Alabama	April 28	B. Smith	S, 2	6th	2 on, 1 out	6-5	3.2 IP, 0 R, 1 BB, 4 K	W, 12-5	Hudson (6-3)
22. at Alabama	April 30	B. Smith	BS, 1	9th	3 on, 1 out	3-2	0.0 IP, 0 R, 1 BB, 0 K	L, 4-3	Cyr (1-1)
23. at Alabama	April 30	D. Brown	S, 1	6th	1 on, 2 out	2-1	1.1 IP, 0 R, 1 BB, 2 K	W, 2-1	Pilkington (2-1)
24. Missouri	May 6	Humphreys	H, 1	9th	1 on, 0 out	4-2	0.2 IP, 0 R, 0 BB, 1 K	W, 4-3	Sexton (5-2)
25. Missouri	May 6	D. Brown	S, 2	9th	2 on, 2 out	4-3	0.1 IP, 0 R, 0 BB, 0 K	W, 4-3	Sexton (5-2)
26. Missouri	May 7	Humphreys	S, 6	9th	0 on, 0 out	3-1	1.0 IP, 0 R, 0 BB, 3 K	W, 3-1	D. Brown (3-2)
27. at Troy	May 11	B. Smith	S, 3	8th	2 on, 1 out	7-3	1.2 IP, 0 R, 0 BB, 2 K	W, 7-3	Houston (4-0)
28. Arkansas	May 20	Humphreys	S, 7	8th	0 on, 0 out	3-1	2.0 IP, 0 R, 0 BB, 3 K	W, 5-1	Sexton (7-2)
29. vs. Alabama	May 25	B. Smith	S, 4	9th	1 on, 2 out	4-1	0.1 IP, 0 R, 0 BB, 1 K	W, 4-1	Houston (5-0)
30. vs. Cal State Fullerton	June 4	B. Smith	S, 5	7th	0 on, 1 out	4-1	2.2 IP, 0 R, 2 BB, 3 K	W, 4-1	Sexton (8-3)

Team Holds (11): Houston (3), Rigby (2), Billingsley (1), D. Brown (1), Humphreys (1), James (1), B. Smith (1), Tatum (1)

Team Save Opportunities (18 for 19): Humphreys 7 for 7, D. Brown 2 for 2, B. Smith 5 for 6, Billingsley 1 for 1, Breaux 1 for 1, Hughes 1 for 1, Tatum 1 for 1



2016 PITCHING / MISC. STATS

WEEKEND ROTATION

Series	Game 1	Game 2	Game 3	Game 4
FAU/South Dakota St.	Dakota Hudson	Daniel Brown	Austin Sexton	Zac Houston
UMass Lowell/Nicholls State	Dakota Hudson	Austin Sexton	Daniel Brown	Zac Houston
vs. UCLA/USC/Oklahoma	Dakota Hudson	Austin Sexton	Daniel Brown	-----
#10 Oregon	Dakota Hudson	Austin Sexton	Daniel Brown	-----
@ #2 Vanderbilt	Dakota Hudson	Austin Sexton	Daniel Brown	-----
Georgia	Dakota Hudson	Austin Sexton	Keegan James	-----
#11 Ole Miss	Dakota Hudson	Austin Sexton	Daniel Brown	-----
at #1 Florida	Dakota Hudson	Austin Sexton	Konnor Pilkington	-----
#3 Texas A&M	Dakota Hudson	Austin Sexton	Konnor Pilkington	-----
at #5 LSU	Dakota Hudson	Austin Sexton	Konnor Pilkington	-----
at Alabama	Dakota Hudson	Austin Sexton	Konnor Pilkington	-----
Missouri	Dakota Hudson	Austin Sexton	Konnor Pilkington	-----
at Auburn	Dakota Hudson	Austin Sexton	Konnor Pilkington	-----
Arkansas	Dakota Hudson	Austin Sexton	Konnor Pilkington	-----
vs. SEMO/Cal. St. Fullerton/La. Tech	Dakota Hudson	Austin Sexton	Zac Houston	-----
vs. Arizona	Dakota Hudson	Austin Sexton	-----	-----

RECORD PER STARTER

Pitcher (Starts)	MSU Record
Austin Sexton (17)	12-5
Dakota Hudson (17)	11-6
Konnor Pilkington (11)	8-3
Zac Houston (6)	6-0
Daniel Brown (6)	3-2
Keegan James (4)	2-2
Kale Breaux (1)	1-0
Ryan Cyr (1)	1-0
TOTAL	44-18

QUALITY STARTS

Pitcher (Starts)	QS	Record
Dakota Hudson (17)	9	6-2
Austin Sexton (17)	8	8-0
Zac Houston (6)	3	3-0
Daniel Brown (6)	1	1-0
Konnor Pilkington (11)	1	1-0
TOTAL	22	19-2

RUN SUPPORT

Pitcher (Starts)	Runs	Runs Per Start
Konnor Pilkington (11)	94	8.6
Keegan James (4)	34	8.5
Daniel Brown (6)	42	7
Kale Breaux (1)	7	7
Zac Houston (6)	39	6.5
Dakota Hudson (17)	94	5.5
Austin Sexton (17)	93	5.5
Ryan Cyr (1)	2	2
TOTAL	405	6.4

MISCELLANEOUS RECORDS

Overall	44-18-1	When Leading After 8 Innings	40-0	When Errorless	15-5-1
vs. Top-5 Teams	6-6	When Trailing After 8 Innings	0-14	When Committing One Error	22-5
vs. Top-10 Teams	9-7	When Tied After 8 Innings	2-2-1	When Committing 2+ Errors	7-8
vs. Top-25 Teams	15-7	In One-Run Games	8-4	When Opponent is Errorless	13-10
vs. Unranked Teams	31-10-1	In Two-Run Games	6-1	Vs. SEC	21-9
At Home	26-10	Series W-L	10-1	SEC East	12-3
On the Road	14-5	Series Sweeps/Times Swept	4-1	SEC West	9-6
At Neutral Sites	4-3-1	When Scoring 0-3 Runs	6-7	Vs. Non-Conference	20-7-1
In Day Games	17-10-1	When Scoring 4-7 Runs	14-5-1	Game 1 of Weekend Series	11-5
In Night Games	27-8	When Scoring 8-10 Runs	11-5	Game 2 of Weekend Series	13-3
In Extra Innings	2-3	When Scoring 11+ Runs	13-1	Game 3 of Weekend Series	8-6-1
Vs. Teams .500 Or Better	30-13	When Opp. Scores 4 Runs Or Less ..	34-8	Game 4 of Weekend Series	2-0
Vs. Teams .500 Or Worse	15-3-1	When Opp. Scores 5+ Runs	10-10-1	In February	6-2
Vs. Left-Handed Starter	11-3-1	Shutouts-Times Shut Out	9-2	In March	12-5-1
Vs. Right-Handed Starter	33-15	When Collecting 0-3 Hits	0-0	In April	12-7
When Starter Receives Decision ..	27-10	When Collecting 4-6 Hits	5-4	In May	11-2
When Reliever Receives Decision ..	17-8	When Collecting 7-9 Hits	11-5	In June	3-2
When Starter Goes 5+ Innings	28-7	When Collecting 10-12 Hits	14-5-1	On Monday	0-0
When Starter Goes <5 Innings	16-11-1	When Collecting 13+ Hits	15-3	On Tuesday	6-1
When Scoring First	31-6	When Out-Hitting Opponent	39-4-1	On Wednesday	4-1
When Opponent Scores First	13-11-1	When Out-Hit by Opponent	4-13	On Thursday	4-1
When leading After 6 Innings	40-2	When Hits Are Equal	1-1	On Friday	10-6
When trailing After 6 Innings	2-13	When Hitting A Home Run	24-6-1	On Saturday	14-5
When tied After 6 Innings	2-3-1	When Opp. Hits A Home Run	14-7-1	On Sunday	6-4-1

2016 MISCELLANEOUS STATS



RECORD VS. CONFERENCES

SEC	23-11
Alabama	3-1
Arkansas	3-0
Auburn	3-0
Florida	2-2
Georgia	2-1
LSU	2-2
Missouri	3-0
Ole Miss	3-1
Texas A&M	0-3
Vanderbilt	2-1
American Athletic	1-0
Memphis	1-0
American East	1-1
UMass Lowell	2-0
UT Martin	1-0
Big 12	0-0-1
Oklahoma	0-0-1
Big West	1-0
Cal State Fullerton	1-0
Conference USA	2-2
Florida Atlantic	0-2
Louisiana Tech	1-0
Southern Miss	1-0
Ohio Valley	1-1
Eastern Kentucky	0-1
UT Martin	1-0
Pac-12	4-3
Arizona	0-2
Oregon	3-0
UCLA	0-1
USC	1-0
Southern	2-0
Samford	2-0
Southland	3-0
Southeast Missouri	1-0
Nicholls State	2-0
Southwestern Athletic	2-0
Mississippi Valley State	1-0
Alcorn State	1-0
Summit	4-1
South Dakota State	2-0
Nicholls State	2-0
Oral Roberts	0-1
Sun Belt	3-0
Louisiana-Monroe	1-0
South Alabama	1-0
Troy	1-0

LAST AT-BAT WINS (1)

Date	Opponent	Score (Inn.)	GW Play
March 18	at #2 Vanderbilt	1-1 (13)	Gordon RBI 1B

COME FROM BEHIND WINS (13)

Date	Opponent	Deficit	Final
Feb. 21	South Dakota State	0-1 (1)	W, 15-5 (7)
March 5	at #20 USC	0-1 (2), 3-5 (4)	W, 8-7
March 8	South Alabama	0-3 (4)	W, 7-3
March 11	#10 Oregon	0-2 (3)	W, 10-4
March 19	at #2 Vanderbilt	0-1 (4), 3-4 (8)	W, 5-4
March 25	Georgia	0-1 (7)	W, 3-1
March 29	vs. Southern Miss.	2-1 (4)	W, 13-5
April 1	#11 Ole Miss	1-0 (1)	W, 3-1
April 13	Memphis	1-0 (2)	W, 11-1
May 5	Missouri	1-0 (2)	W, 8-2
May 6	Missouri	2-0 (6)	W, 4-3
May 20	Arkansas	1-0 (3)	W, 5-1
May 21	Arkansas	2-0 (2)	W, 9-4

BLOWN LEADS (10)

Date	Opponent	Lead	Final
March 6	vs. Oklahoma	5-1 (4)	T, 5-5
March 15	Eastern Kentucky	7-1 (6), 12-6 (8)	L, 16-12 (10)
March 26	Georgia	2-1 (4), 4-2 (5), 5-4 (6)	L, 11-8
April 8	at #1 Florida	2-1 (5)	L, 8-2
April 15	#3 Texas A&M	2-1 (4)	L, 10-3
April 16	#3 Texas A&M	2-0 (3)	L, 10-6
April 17	#3 Texas A&M	5-4 (8)	L, 10-5
April 24	at #5 LSU	3-0 (4)	L, 11-8
April 30	at Alabama	2-0 (4), 3-2 (9)	L, 4-3
June 11	vs. Arizona	5-4 (9)	L, 6-5 (11)

BIG INNINGS/BATTED AROUND (13)

Date	Opponent	Plate App.	Inning-Runs
Feb. 20	South Dakota State	12	7-4
Feb. 21	South Dakota State	9	4-1
Feb. 21	South Dakota State	11	6-3
March 1	Alcorn State	13	8-1
March 12	#10 Oregon	10	5-1
March 15	Eastern Kentucky	9	3-7
March 22	Mississippi Valley State	9	3-8
March 24	Georgia	11	7-4
March 29	vs. Southern Miss	9	4-4
April 5	UT Martin	11	7-5
April 9	at #1 Florida	9	5-3
May 14	at Auburn	11	8-2
May 20	Arkansas	9	3-3

WALK-OFF WINS (1)

Date	Opponent	Score (Inn.)	GW Play
April 20	Louisiana-Monroe	1-0 (14)	Mangum RBI 1B



2016 SERIES BREAKDOWN

HITTING

Opponent	G	W-L	AVG.	R	H	XBH	HR	BB-K	SB-SBA
FAU / South Dakota State	4	2-2	.359	38	53	20	2	23-16	7-8
UMass Lowell/Nicholls State	4	4-0	.288	21	36	11	2	19-18	5-6
Alcorn State	1	1-0	.436	14	17	8	0	6-5	5-5
UCLA/USC/Oklahoma	3	1-1-1	.260	14	26	6	2	8-23	2-2
South Alabama	1	1-0	.241	7	7	3	2	5-2	1-1
#10 Oregon	3	3-0	.333	24	33	10	3	15-12	1-1
Eastern Kentucky	1	0-1	.366	12	15	4	2	11-7	1-2
Oral Roberts	1	0-1	.194	1	6	0	0	1-12	0-0
at #2 Vanderbilt	3	2-1	.121	13	28	7	1	12-37	2-2
Mississippi Valley State	1	1-0	.452	16	19	7	1	5-0	0-1
Georgia	3	2-1	.309	20	30	7	2	24-20	2-4
vs. Southern Miss	1	1-0	.450	13	18	4	0	5-6	1-1
#11 Ole Miss	3	2-1	.293	14	29	8	3	4-7	1-1
UT Martin	1	1-0	.474	14	18	6	1	5-2	0-0
at #1 Florida	3	2-1	.298	14	34	9	2	5-23	1-1
Memphis	1	1-0	.364	11	12	6	3	5-6	0-0
#3 Texas A&M	3	0-3	.269	14	29	6	2	10-24	0-0
vs. Louisiana-Monroe	1	1-0	.149	1	7	1	0	4-8	3-3
#5 LSU	3	2-1	.291	22	32	9	2	7-16	2-2
vs. #12 Ole Miss	1	1-0	.276	2	8	0	0	3-6	0-3
at Alabama	3	2-1	.240	17	23	6	2	8-21	2-2
Missouri	3	3-0	.367	15	40	5	2	5-17	2-2
at Troy	1	1-0	.353	7	12	4	0	6-7	0-0
at Auburn	3	3-0	.372	30	45	21	7	13-8	3-4
Arkansas	3	3-0	.337	16	32	7	1	7-19	8-10
Alabama/LSU/Florida	3	1-2	.179	8	17	5	1	5-14	1-1
SEMO/#24 CSFU/La. Tech	3	3-0	.308	17	33	8	3	2-20	1-1
Arizona	2	0-2	.174	5	12	5	2	4-8	0-0
OVERALL TOTALS	63	44-18-1	.308	405	682	196	47	235-378	51-63
NON-CONFERENCE TOTALS	33	23-9-1	.314	297	360	111	24	137-183	30-36
CONFERENCE TOTALS	30	21-9	.301	180	322	85	23	98-195	21-27

PITCHING

Opponent	G-CG	W-L-SV	ERA	IP	H	R	ER	K-BB	Opp. Avg.
FAU / South Dakota State	4-0	2-2-0	5.02	34	46	23	19	40-18	.329
UMass Lowell/Nicholls State	4-1	4-0-1	0.75	36	21	4	3	49-13	.172
Alcorn State	1-0	1-0-0	0.00	9	3	0	0	10-2	.111
UCLA/USC/Oklahoma	3-0	1-1-1	4.50	26	21	14	13	18-9	.247
South Alabama	1-0	1-0-0	3.00	9	3	3	3	10-4	.100
#10 Oregon	3-0	3-0-2	2.67	27	19	9	8	32-16	.196
Eastern Kentucky	1-0	0-1-0	13.50	10	17	16	15	11-6	.378
Oral Roberts	1-0	0-1-0	3.00	9	7	3	3	9-4	.212
at #2 Vanderbilt	3-0	2-1-1	3.90	30	29	17	13	32-13	.250
Mississippi Valley State	1-0	1-0-0	1.00	9	7	1	1	11-2	.212
Georgia	3-0	2-1-0	4.00	27	32	14	12	27-15	.302
vs. Southern Miss	1-0	1-0-0	3.00	9	11	5	3	11-0	.297
#11 Ole Miss	3-2	2-1-0	2.33	27	18	11	7	25-3	.182
UT Martin	1-0	1-0-0	0.00	9	4	0	0	8-4	.138
at #1 Florida	3-0	2-1-1	4.15	26	30	13	12	22-13	.286
Memphis	1-0	1-0-0	1.00	9	5	1	1	9-5	.167
#3 Texas A&M	3-0	0-0-3	9.00	27	47	30	27	24-8	.398
vs. Louisiana-Monroe	1-0	1-0-0	0.00	14	6	0	0	16-2	.130
#5 LSU	3-0	2-1-2	6.58	26	31	20	19	15-9	.323
vs. #12 Ole Miss	1-0	1-0-1	0.00	9	9	0	0	6-2	.257
at Alabama	3-0	2-1-2	3.33	24.1	18	10	9	22-17	.205
Missouri	3-0	3-0-3	1.33	27	21	6	4	31-2	.208
at Troy	1-0	1-0-1	2.00	9	7	3	2	6-6	.206
at Auburn	3-1	3-0-0	2.00	27	21	9	6	24-6	.210
Arkansas	1-1	3-0-1	1.33	27	23	5	4	33-5	.230
Alabama/LSU/Florida	3-0	1-2-1	5.25	24	30	19	14	22-7	.300
SEMO/#24 CSFU/La. Tech	3-0	3-0-2	2.00	27	14	6	6	29-12	.151
Arizona	2-0	0-2-0	3.20	19.2	25	7	7	24-5	.309
OVERALL TOTALS	63-5	44-18-1	3.35	567	525	249	211	576-208	.245
NON-CONFERENCE TOTALS	33-1	23-9-1	2.96	298.2	255	114	98	321-117	.230
CONFERENCE TOTALS	30-4	21-9	3.79	268.1	270	135	113	255-91	.260



TEAM RANKINGS

HITTING	STAT	SEC
Batting Average	.308	2nd
On-Base Percentage	.385	2nd
Slugging Percentage	.446	2nd
Runs Scored	405	5th
Hits	682	2nd\$
RBI's	376	T-2nd
Doubles	132	1st*
Triples	17	6th
Home Runs	47	5th
Walks	235	T-8th
Strikeouts	378	13th
Stolen Bases	51	T-9th

PITCHING	STAT	SEC
ERA	3.35	5th
Opp. Batting Average	.245	6th
Innings Pitched	567.0	5th
Strikeouts	576	5th
Wins	44	5th
Losses	18	T-11th
Saves	19	T-3rd
Hits Allowed	525	T-10th
Runs Allowed	249	T-5th
Earned Runs Allowed	211	6th
Walks Allowed	208	8th
Home Runs Allowed	29	3rd
Shutouts	9	T-1st^
K/BB Ratio	2.77	6th
K/9 Innings	1.02	T-4th

DEFENSE	STAT	SEC
Fielding Percentage	.975	5th
Most Errors	61	9th
Most Double Plays	55	3rd

* T-14th in NCAA

^ T-5th in NCAA

\$ 10th in NCAA

FINAL SEC STANDINGS

Eastern Division								
	SEC	Pct.	All	Pct.	Home	Away	Neutral	
South Carolina ^	20-9	.625	46-18	.719	31-6	14-8	1-4	
Florida	19-10	.594	52-16	.765	31-7	16-7	5-2	
Vanderbilt	18-12	.563	43-19	.694	31-6	9-11	3-2	
Kentucky	15-15	.500	32-25	.561	22-10	7-12	3-3	
Georgia	11-19	.367	27-30	.474	19-15	8-12	0-3	
Missouri	9-21	.300	26-30	.464	15-13	4-13	7-4	
Tennessee	9-21	.300	29-28	.509	19-14	9-11	1-3	

^ - SEC Divisional Champion

Western Division								
	SEC	Pct.	All	Pct.	Home	Away	Neutral	
Mississippi State *^	21-9	.656	44-18-1	.698	26-10	14-6	4-2-1	
Texas A&M #	20-10	.625	49-16	.754	30-7	15-8	4-1	
LSU	19-11	.576	45-21	.682	27-11	14-9	4-1	
Ole Miss	18-12	.563	43-19	.694	26-8	11-9	6-2	
Alabama	15-15	.500	32-26	.552	19-12	9-9	4-5	
Auburn	8-22	.267	23-33	.411	19-17	3-14	1-2	
Arkansas	7-23	.233	26-29	.473	19-14	3-15	4-0	

* - SEC Regular Season Champion ^ - SEC Divisional Champion # - SEC Tournament Champion

INDIVIDUAL RANKINGS (TOP 15)

HITTING			
Category	Player	Stat	Rank
Batting Average	Jake Mangum	.408	1st
	Nathaniel Lowe	.348	9th
	Jack Kruger	.344	10th
Hits	Nathaniel Lowe	86	5th
	Jake Mangum	84	T-8th
	Jake Mangum	.458	5th
On-base Percentage	Jack Kruger	.435	9th
	Nathaniel Lowe	.423	15th
	Brent Rooker	.54	13th
Runs Batted In	Brent Rooker	.578	5th
	Jack Kruger	.550	10th
	Gavin Collins	.516	15th
Slugging Percentage	Jacob Robson	18	T-8th
Stolen Bases			

PITCHING			
Category	Player	Stat	Rank
Fewest Walks Allowed	Austin Sexton	25	13th
Fewest Home runs Allowed	Dakota Hudson	2	T-1st
Games Finished	Reid Humphreys	13	T-11th
	Blake Smith	12	T-13th
	Reid Humphreys	7	10th
Saves	Blake Smith	5	T-12th

DEFENSE			
Category	Player	Stat	Rank
Assists	Ryan Gridley	189	1st
Caught Stealing By	Eli Marrero	10	T-11th
Chances	Nathaniel Lowe	556	3rd
Fielding Double Plays	Nathaniel Lowe	48	2nd
	Ryan Gridley	36	T-7th
	Nathaniel Lowe	521	3rd
Putouts			



2016 NATIONAL REVIEW

FINAL POLLS

BASEBALL AMERICA	COLLEGIATE BASEBALL	DI BASEBALL	NCBWA	PERFECT GAME	USA TODAY/ COACHES
1. Coastal Carolina	1. Coastal Carolina	1. Coastal Carolina	1. Coastal Carolina	1. Coastal Carolina	1. Coastal Carolina
2. Arizona	2. Arizona	2. Arizona	2. Arizona	2. Arizona	2. Arizona
3. TCU	3. TCU	3. TCU	3. TCU	3. TCU	3. TCU
4. Oklahoma State	4. Oklahoma State	4. Texas Tech	4. Oklahoma State	4. Oklahoma State	4. Oklahoma State
5. Florida	5. Texas Tech	5. Oklahoma State	5. Texas Tech	5. Texas Tech	5. Florida
6. Miami (Fla.)	6. UC Santa Barbara	6. Florida	6. Florida	6. Florida	6. Texas Tech
7. Texas Tech	7. Florida	7. Miami (Fla.)	7. UC Santa Barbara	7. Miami (Fla.)	7. UC Santa Barbara
8. Texas A&M	8. Miami (Fla.)	8. UC Santa Barbara	8. Miami (Fla.)	8. Texas A&M	8. Miami (Fla.)
9. UC Santa Barbara	9. Texas A&M	9. Texas A&M	9. Texas A&M	9. Mississippi State	9. Texas A&M
10. Mississippi State	10. Mississippi State	10. Mississippi State	10. Louisville	10. UC Santa Barbara	10. Louisville
11. Louisville	11. Louisville	11. Louisville	11. Mississippi State	11. Louisville	11. Mississippi State
12. LSU	12. South Carolina	12. LSU	12. LSU	12. LSU	12. LSU
13. Florida State	13. LSU	13. South Carolina	13. Florida State	13. South Carolina	13. Florida State
14. South Carolina	14. Florida State	14. Florida State	14. South Carolina	14. Clemson	14. South Carolina
15. East Carolina	15. East Carolina	15. Boston College	15. East Carolina	15. Ole Miss	15. Clemson
16. Boston College	16. Boston College	16. East Carolina	16. Boston College	16. Vanderbilt	16. East Carolina
17. Clemson	17. Virginia	17. NC State	17. NC State	17. Florida State	17. Vanderbilt
18. Ole Miss	18. Clemson	18. Clemson	18. Clemson	18. East Carolina	18. Ole Miss
19. Tulane	19. UL-Lafayette	19. Ole Miss	19. Vanderbilt	19. Bryant	19. UL-Lafayette
20. Vanderbilt	20. NC State	20. Rice	20. UL-Lafayette	20. Boston College	20. NC State
21. Virginia	21. Xavier	21. USC	21. Ole Miss	21. Virginia	21. Boston College
22. UL-Lafayette	22. Washington	22. Vanderbilt	22. Virginia	22. UL-Lafayette	22. Virginia
23. FAU	23. Vanderbilt	23. Tulane	23. Tulane	23. Tulane	23. Southern Miss
24. Southern Miss	24. Dallas Baptist	24. UL-Lafayette	24. Dallas Baptist	24. NC State	24. Tulane
25. NC State	25. Tulane	25. Dallas Baptist	25. Southern Miss	25. UNCWilmington	25. Dallas Baptist
	26. South Alabama		26. Rice		
	27. Southern Miss		27. Oregon State		
	28. Cal State Fullerton		28. FAU		
	29. Arizona State		29. Cal State Fullerton		
	30. Rice		30. Georgia Tech		

MISSISSIPPI STATE WEEK-BY-WEEK IN THE NATIONAL POLLS

	BASEBALL AMERICA	COLLEGIATE BASEBALL	DI BASEBALL	NCBWA	PERFECT GAME	USA TODAY/ COACHES
PRESEASON	20	11	15	19	17	17
Week 1 - Feb. 22	24	Not Ranked	20	24	22	No Poll
Week 2 - Feb. 29	24	23	20	19	22	No Poll
Week 3 - March 7	24	26	20	20	21	21
Week 4 - March 14	15	13	15	14	15	15
Week 5 - March 21	10	11	15	14	13	16
Week 6 - March 28	5	7	11	11	12	12
Week 7 - April 4	5	8	5	8	8	10
Week 8 - April 11	2	5	2	4	3	8
Week 9 - April 18	8	10	6	7	5	11
Week 10 - April 25	3	8	4	3	3	4
Week 11 - May 2	3	8	4	3	3	4
Week 12 - May 9	3	7	4	3	3	4
Week 13 - May 16	3	5	4	3	3	4
Week 14 - May 23	2	1	3	1	1	3
Week 15 - May 30	4	4	4	4	4	4
FINAL	10	10	10	11	9	11

FINAL CAREER STATISTICS



DANIEL BROWN'S CAREER PITCHING STATISTICS

YEAR	ERA	W-L	GP	GS-CG	SH	SV	IP	H	R-ER	BB	SO	2B	3B	HR	WP	HB
2015	4.87	1-0	16	1-0	0	1	20.1	21	18-11	12	28	5	0	2	4	3
2016	3.62	4-2	23	6-0	0	2	54.2	54	25-22	18	54	7	0	1	7	4
Career	3.96	5-2	39	7-0	0	3	75.0	75	43-33	30	82	12	0	3	11	7

DANIEL BROWN'S SOUTHEASTERN CONFERENCE PITCHING STATISTICS

YEAR	ERA	W-L	GP	GS-CG	SH	SV	IP	H	R-ER	BB	SO	2B	3B	HR	WP	HB
2015	5.06	0-0	8	0-0	0	0	5.1	8	8-3	6	7	1	0	0	3	2
2016	6.26	1-2	13	2-0	0	2	23.0	29	19-16	11	26	5	0	1	4	0
Career	6.04	1-2	21	2-0	0	2	28.1	37	27-19	17	33	6	0	1	7	2

GAVIN COLLINS' CAREER HITTING STATISTICS

YEAR	AVG	GP-GS	AB	R	H	2B	3B	HR	RBI	BB	HB	SO	SF	SH	SB-SA	SLG	OBP	E	FLD
2014	.304	48-45	138	12	42	8	0	1	19	10	3	18	4	7	0-2	.384	.355	3	.991
2015	.228	35-30	127	15	29	3	0	2	16	15	1	20	1	1	1-2	.299	.313	0	1.000
2016	.302	60-60	215	43	65	14	1	10	39	30	10	33	4	2	0-0	.516	.405	17	.901
Career	.283	143-135	480	70	136	25	1	13	74	55	14	71	9	10	1-4	.421	.367	20	.971

GAVIN COLLINS' SOUTHEASTERN CONFERENCE HITTING STATISTICS

YEAR	AVG	GP-GS	AB	R	H	2B	3B	HR	RBI	BB	HB	SO	SF	SH	SB-SA	SLG	OBP	E	FLD
2014	.324	25-23	68	5	22	6	0	1	10	4	1	11	1	3	0-0	.456	.365	3	.978
2015	.248	26-24	105	12	26	3	0	2	16	10	0	15	1	1	0-1	.333	.310	0	1.000
2016	.304	30-30	112	21	34	5	1	4	19	12	6	17	3	1	0-0	.473	.391	7	.919
Career	.288	81-77	285	38	82	14	1	7	45	26	7	43	5	5	0-1	.418	.356	10	.974

JOHN HOLLAND'S CAREER HITTING STATISTICS

YEAR	AVG	GP-GS	AB	R	H	2B	3B	HR	RBI	BB	HB	SO	SF	SH	SB-SA	SLG	OBP	E	FLD
2015	.246	51-46	171	11	42	9	0	1	27	19	0	26	3	2	1-2	.316	.316	2	.992
2016	.229	52-29	118	21	27	4	1	0	12	4	4	25	1	6	2-5	.280	.276	5	.970
Career	.239	103-75	289	32	69	13	1	1	39	23	4	51	4	8	3-7	.301	.300	7	.983

JOHN HOLLAND'S SOUTHEASTERN CONFERENCE HITTING STATISTICS

YEAR	AVG	GP-GS	AB	R	H	2B	3B	HR	RBI	BB	HB	SO	SF	SH	SB-SA	SLG	OBP	E	FLD
2015	.274	29-27	106	7	29	8	0	1	17	9	0	11	1	1	0-1	.377	.328	0	1.000
2016	.194	25-17	62	10	12	2	1	0	9	4	3	11	1	4	1-3	.258	.271	4	.956
Career	.244	54-44	168	17	41	10	1	1	26	13	3	22	2	5	1-4	.333	.307	4	.982

ZAC HOUSTON'S CAREER PITCHING STATISTICS

YEAR	ERA	W-L	GP	GS-CG	SH	SV	IP	H	R-ER	BB	SO	2B	3B	HR	WP	HB
2014	3.00	0-0	4	0-0	0	0	3.0	4	1-1	1	2	0	0	0	0	0
2015	3.66	0-2	21	0-0	0	1	32.0	19	15-13	24	41	3	0	2	1	3
2016	1.63	6-0	18	6-0	0	0	38.2	29	14-7	19	42	4	0	2	2	5
Career	2.58	6-2	43	6-0	0	1	73.2	52	30-21	44	85	7	0	4	3	8

ZAC HOUSTON'S SOUTHEASTERN CONFERENCE PITCHING STATISTICS

YEAR	ERA	W-L	GP	GS-CG	SH	SV	IP	H	R-ER	BB	SO	2B	3B	HR	WP	HB
2014	0.00	0-0	0	0-0	0	0	0.0	0	0-0	0	0	0	0	0	0	0
2015	4.09	0-1	13	0-0	0	1	22.0	14	11-10	8	18	3	0	0	5	4
2016	7.71	1-0	5	0-0	0	0	13.1	17	12-11	6	17	3	0	1	1	2
Career	5.38	1-1	18	0-0	0	1	35.1	31	23-21	14	35	6	0	1	6	6

DAKOTA HUDSON'S CAREER PITCHING STATISTICS

YEAR	ERA	W-L	GP	GS-CG	SH	SV	IP	H	R-ER	BB	SO	2B	3B	HR	WP	HB
2014	4.67	1-2	6	5-0	0	0	17.1	26	10-9	8	10	4	0	1	4	2
2015	4.32	1-1	17	0-0	0	0	16.2	16	9-8	11	26	4	0	0	5	5
2016	2.55	9-5	17	17-3	2	0	113.0	106	41-32	35	115	15	1	2	14	8
Career	3.00	11-8	40	22-3	2	0	147.0	148	60-49	54	151	23	1	3	23	15

DAKOTA HUDSON'S SOUTHEASTERN CONFERENCE PITCHING STATISTICS

YEAR	ERA	W-L	GP	GS-CG	SH	SV	IP	H	R-ER	BB	SO	2B	3B	HR	WP	HB
2014	16.88	0-1	2	0-0	0	0	3.1	4	8-8	4	4	1	0	3	1	1
2015	4.50	1-1	11	0-0	0	0	12.0	10	7-6	8	18	3	0	0	5	4
2016	2.41	7-2	10	10-3	2	0	74.2	70	26-20	14	69	8	1	1	10	7
Career	3.40	8-3	23	10-3	2	0	90	84	41-34	26	91	12	1	4	16	12



FINAL CAREER STATISTICS

REID HUMPHREYS' CAREER HITTING STATISTICS

YEAR	AVG	GP-GS	AB	R	H	2B	3B	HR	RBI	BB	HB	SO	SF	SH	SB-SA	SLG	OBP	E	FLD
2014	.241	28-15	58	8	14	1	0	1	8	8	0	16	0	0	0-0	.310	.333	2	.750
2015	.247	46-43	162	21	40	8	0	5	27	15	5	34	1	3	0-0	.389	.328	1	.963
2016	.310	56-55	187	32	58	15	2	5	44	24	6	51	5	3	0-1	.492	.398	1	.987
Career	.251	130-113	407	61	102	24	2	11	79	47	11	101	6	6	0-1	.425	.340	4	.964

REID HUMPHREYS' SOUTHEASTERN CONFERENCE HITTING STATISTICS

YEAR	AVG	GP-GS	AB	R	H	2B	3B	HR	RBI	BB	HB	SO	SF	SH	SB-SA	SLG	OBP	E	FLD
2014	.222	13-5	27	3	6	1	0	0	3	4	0	7	0	0	0-0	.259	.323	1	.500
2015	.262	25-22	84	11	22	5	0	2	14	8	2	15	1	1	0-0	.393	.337	1	.929
2016	.284	28-28	102	15	29	7	1	5	27	15	0	32	3	1	0-0	.520	.367	0	1.000
Career	.267	66-55	213	29	57	13	1	7	44	27	2	54	4	2	0-0	.437	.350	2	.962

REID HUMPHREYS' CAREER PITCHING STATISTICS

YEAR	ERA	W-L	GP	GS-CG	SH	SV	IP	H	R-ER	BB	SO	2B	3B	HR	WP	HB
2016	5.56	0-1	17	0-0	0	7	22.2	28	16-14	7	31	6	0	2	1	3
Career	5.56	0-1	17	0-0	0	7	22.2	28	16-14	7	31	6	0	2	1	3

REID HUMPHREYS' SOUTHEASTERN CONFERENCE PITCHING STATISTICS

YEAR	ERA	W-L	GP	GS-CG	SH	SV	IP	H	R-ER	BB	SO	2B	3B	HR	WP	HB
2016	7.43	0-1	10	0-0	0	1	13.1	17	12-11	6	17	3	0	1	0	1
Career	7.43	0-1	10	0-0	0	1	13.1	17	12-11	6	17	3	0	1	0	1

JACK KRUGER'S CAREER HITTING STATISTICS

YEAR	AVG	GP-GS	AB	R	H	2B	3B	HR	RBI	BB	HB	SO	SF	SH	SB-SA	SLG	OBP	E	FLD
2016	.344	56-54	209	43	72	19	0	8	40	30	5	29	2	2	6-7	.550	.435	0	1.000
Career	.344	56-54	209	43	72	19	0	8	40	30	5	29	2	2	6-7	.550	.435	0	1.000

JACK KRUGER'S SOUTHEASTERN CONFERENCE HITTING STATISTICS

YEAR	AVG	GP-GS	AB	R	H	2B	3B	HR	RBI	BB	HB	SO	SF	SH	SB-SA	SLG	OBP	E	FLD
2016	.333	24-23	90	21	30	7	0	3	12	11	4	16	2	1	5-5	.511	.421	0	1.000
Career	.333	24-23	90	21	30	7	0	3	12	11	4	16	2	1	5-5	.511	.421	0	1.000

NATHANIEL LOWE'S CAREER HITTING STATISTICS

YEAR	AVG	GP-GS	AB	R	H	2B	3B	HR	RBI	BB	HB	SO	SF	SH	SB-SA	SLG	OBP	E	FLD
2016	.348	63-63	247	44	86	20	0	5	49	32	2	31	3	0	2-3	.490	.423	2	.996
Career	.348	63-63	247	44	86	20	0	5	49	32	2	31	3	0	2-3	.490	.423	2	.996

NATHANIEL LOWE'S SOUTHEASTERN CONFERENCE HITTING STATISTICS

YEAR	AVG	GP-GS	AB	R	H	2B	3B	HR	RBI	BB	HB	SO	SF	SH	SB-SA	SLG	OBP	E	FLD
2016	.390	30-30	123	24	48	11	3	4	26	17	0	19	1	0	1-1	.577	.461	1	.996
Career	.390	30-30	123	24	48	11	3	4	26	17	0	19	1	0	1-1	.577	.461	1	.996

AUSTIN SEXTON'S CAREER PITCHING STATISTICS

YEAR	ERA	W-L	GP	GS-CG	SH	SV	IP	H	R-ER	BB	SO	2B	3B	HR	WP	HB
2014	5.16	2-0	9	3-0	0	0	22.2	23	16-13	16	18	3	1	3	4	3
2015	3.77	4-4	13	13-2	0	0	76.1	69	33-32	24	61	10	0	12	7	11
2016	3.56	8-3	17	17-2	1	0	101.0	104	47-40	25	98	17	1	7	6	8
Career	3.83	14-7	39	33-4	1	0	200.0	196	96-85	65	177	30	2	22	17	22

AUSTIN SEXTON'S SOUTHEASTERN CONFERENCE PITCHING STATISTICS

YEAR	ERA	W-L	GP	GS-CG	SH	SV	IP	H	R-ER	BB	SO	2B	3B	HR	WP	HB
2014	21.60	0-0	2	0-0	0	0	3.1	4	8-8	4	4	1	0	3	1	1
2015	4.04	2-3	8	8-1	0	0	49.0	51	23-22	15	34	8	0	7	5	7
2016	3.26	5-1	10	10-1	0	0	60.2	58	28-22	15	55	10	1	3	4	5
Career	4.14	7-4	20	18-2	0	0	113.0	113	59-52	34	93	19	1	13	10	13

MICHAEL SMITH'S CAREER HITTING STATISTICS

YEAR	AVG	GP-GS	AB	R	H	2B	3B	HR	RBI	BB	HB	SO	SF	SH	SB-SA	SLG	OBP	E	FLD
2015	.208	27-8	24	6	5	1	1	0	4	3	0	7	1	1	2-2	.333	.286	0	1.000
2016	.214	39-1	14	11	3	1	0	0	2	1	2	7	0	0	1-2	.286	.353	0	1.000
Career	.211	66-9	38	17	8	2	1	0	6	4	2	14	1	1	3-4	.316	.311	0	1.000

MICHAEL SMITH'S SOUTHEASTERN CONFERENCE HITTING STATISTICS

YEAR	AVG	GP-GS	AB	R	H	2B	3B	HR	RBI	BB	HB	SO	SF	SH	SB-SA	SLG	OBP	E	FLD
2015	.176	18-5	17	3	3	0	1	0	3	3	0	5	1	0	2-2	.294	.286	1	1.000
2016	1.000	16-0	1	5	1	0	0	0	0	0	0	0	0	0	0-1	1.000	1.000	0	1.000
Career	.222	34-5	18	8	4	0	1	0	3	3	0	5	1	0	2-3	.333	.318	1	1.000

FINAL CAREER STATISTICS



VANCE TATUM'S CAREER PITCHING STATISTICS

YEAR	ERA	W-L	GP	GS-CG	SH	SV	IP	H	R-ER	BB	SO	2B	3B	HR	WP	HB
2014	4.87	2-0	15	1-0	0	0	20.1	18	11-11	10	18	3	0	0	6	3
2015	5.50	3-2	15	8-1	0	0	54.0	56	34-33	20	42	13	0	4	5	8
2016	5.24	0-0	17	0-0	0	0	22.1	22	16-13	7	23	6	0	5	2	3
Career	5.31	5-2	47	9-1	0	0	96.2	96	61-57	37	83	22	0	9	13	14

VANCE TATUM'S SOUTHEASTERN CONFERENCE PITCHING STATISTICS

YEAR	ERA	W-L	GP	GS-CG	SH	SV	IP	H	R-ER	BB	SO	2B	3B	HR	WP	HB
2014	6.75	1-0	0	0-0	0	0	2.2	6	2-2	2	1	0	0	0	4	0
2015	8.79	1-2	10	5-1	0	0	28.2	43	29-28	13	13	10	0	4	3	5
2016	10.80	0-0	6	0-0	0	0	3.1	5	4-4	2	5	2	0	1	2	1
Career	8.83	2-2	16	5-1	0	0	34.2	54	35-34	17	19	12	0	5	9	6

TRENT WADDELL'S CAREER PITCHING STATISTICS

YEAR	ERA	W-L	GP	GS-CG	SH	SV	IP	H	R-ER	BB	SO	2B	3B	HR	WP	HB
2015	5.40	0-0	6	0-0	0	0	10.0	8	6-6	3	6	0	0	3	3	0
2016	0.00	0-0	0	0-0	0	0	0.0	0	0-0	0	0	0	0	0	0	0
Career	5.40	0-0	6	0-0	0	0	10.0	8	6-6	3	6	0	0	3	3	0

TRENT WADDELL'S SOUTHEASTERN CONFERENCE PITCHING STATISTICS

YEAR	ERA	W-L	GP	GS-CG	SH	SV	IP	H	R-ER	BB	SO	2B	3B	HR	WP	HB
2015	7.50	0-0	2	0-0	0	0	6.0	5	5-5	2	4	0	0	2	3	0
2016	0.00	0-0	0	0-0	0	0	0.0	0	0-0	0	0	0	0	0	0	0
Career	7.50	0-0	2	0-0	0	0	6.0	5	5-5	2	4	0	0	2	3	0



INDIVIDUAL SCHOOL RECORDS

HITTING

GAMES PLAYED

Season: 71 (by 7 players in 1990, Adam Frazier in 2013)
Career: 251 (Burke Masters, 1987-90)

AT-BATS

Game: 8 (Burke Masters vs. Alabama, 5/7/89; Bill Etheridge vs. Ole Miss, 1963; Steve Gendron at Georgia, 5/11/03, Edward Easley at Ole Miss, 4/29/07, Adam Frazier & Brett Pirtle vs. Missouri, 5/21/13)
Season: 304 (Adam Frazier, 2013)
Career: 998 (Jeffrey Rea, 2004-07)

RUNS SCORED

Game: 6 (Terry Murphy vs. Vanderbilt, 1956)
Season: 87 (Rafael Palmeiro, 1984)
Career: 232 (Dan Van Cleve, 1981-85)

HITS

Game: 6 (Terry Murphy vs. Vanderbilt, 4/7/56; Don Bell vs. Arkansas, 4/15/66; Tracy Echols vs. Kentucky, 4/30/89; Burke Masters vs. Florida State, 5/26/90; Adam Frazier at Virginia, 6/8/13)
Season: 107 (Adam Frazier, 2013)
Career: 335 (Jeffrey Rea, 2004-07)

DOUBLES

Game: 3 (Multiple; Last: Jet Butler vs. Valparaiso, 3/11/09)
Season: 27 (Pete Young, 1989)
Career: 71 (Travis Chapman, 1997-2000)

TRIPLES

Inning: 2 (Don Gardiner vs. Vanderbilt, 4/7/56)
Game: 2 (Don Gardiner vs. Vanderbilt, 4/7/56; Spud Wieniewitz vs. Alabama, 1974; Larry Pavlou vs. Southern Miss, 3/25/79; Brad Winkler vs. Alabama, 3/15/80, G-1; Brent Brownlee at South Alabama, 5/3/2011, C.T. Bradford at Arizona, 3/9/14)
Season: 12 (Mike Kelley, 1979)
Career: 20 (Mike Kelley, 1976-79)

HOME RUNS

Game: 3 (Del Unser vs. Ole Miss, 5/9/65; Del Bender vs. Birmingham-Southern, 4/19/78; Rafael Palmeiro vs. Jackson State, 4/16/84, G-1; Dan Paradoa vs. Mississippi College, 4/28/86; Tommy Raffo vs. Delta State, 4/11/90; Brad Jones at Southern Miss, 4/6/04; Jason Nappi at UAB, 3/18/08; Ryan Duffy vs. Jackson State, 4/6/10)
Season: 29 (Bruce Castoria, 1981; Rafael Palmeiro, 1984)
Career: 67 (Rafael Palmeiro, 1983-85)

GRAND SLAMS

Game: 1 (Multiple; Last: Nathaniel Lowe at LSU, 4/22/16)
Season: 4 (Bruce Castoria, 1981)
Career: 5 (Bruce Castoria, 1979-82)

RUNS BATTED IN

Game: 11 (Jason Nappi at UAB, 3/18/08)
Season: 98 (Bruce Castoria, 1981)
Career: 265 (Richard Lee, 1995-98)

BATTING AVERAGE

Season: .459 (Nat Showalter, 1977)
Career: .391 (Will Clark, 1983-85)

TOTAL BASES

Game: 15 (Ryan Duffy vs. Jackson State, 4/6/10)
Season: 209 (Rafael Palmeiro, 1984)
Career: 544 (Richard Lee, 1995-98)

SLUGGING PERCENTAGE

Season: .886 (Rafael Palmeiro, 1984: 209 TB/ 236 AB)
Career: .811 (Will Clark, 1983-85: 433 TB/ 534 AB)

HITTING STREAK

Season: 30 games (Thomas Berkery, 2006)
Career: 31 games (Rex Buckner, last 13 in 1992; first 18 in 1993)

STRIKEOUTS

Season: 71 (David Hayman, 1996)
Career: 224 (David Hayman, 1993-96)

BASE ON BALLS

Game: 5 (Brad Winkler vs. Arizona, 3/11/81)
Season: 69 (Jody Hurst, 1989)
Career: 164 (Brad Winkler, 1980-83)

STOLEN BASES

Game: 4 (Brad Winkler vs. Arizona, 3/11/81; Derrick Armstrong vs. Michigan State, 3/1/14)
Season: 38 (Dan Van Cleve, 1985)
Career: 79 (Mike Kelley, 1976-79)

HIT BY PITCH

Season: 20 (Jarrod Parks, 2011; Brett Pirtle, 2013)
Career: 44 (Travis Chapman, 1997-2000)

SACRIFICE HITS

Season: 11 (Demarcus Henderson, 2013)
Career: 24 (C.T. Bradford, 2011-14)

SACRIFICE FLIES

Season: 9 (Richard Lee, 1997)
Career: 22 (Travis Chapman, 1997-2000)

PITCHING

APPEARANCES

Season: 39 (Jon Harden, 1992; Van Johnson, 1997)
Career: 115 (Van Johnson, 1995-98)

RELIEF APPEARANCES

Season: 39 (Jon Harden, 1992; Van Johnson, 1997)
Career: 115 (Van Johnson, 1995-98)

GAMES STARTED

Season: 22 (Bobby Reed, 1990)
Career: 63 (Jeff Brantley, 1982-85)

GAMES WON

Season: 18 (Jeff Brantley, 1985)
Career: 45 (Jeff Brantley, 1982-85)

GAMES LOST

Season: 8 (Todd Doolittle, 2005; Preston Brown, 2015)
Career: 18 (Don Robinson, 1975-78)

WINNING PERCENTAGE

Season: 1.000 (Frank Montgomery, 10-0, 1962; Ross Mitchell, 13-0, 2013)
Career: .857 — 18-3 (Jerry Thompson, 1968-71)

EARNED RUN AVERAGE

Season: 0.63 (Dennis Hall, 1970)
Career: 1.59 (Jonathan Holder, 2012-14)

SAVES

Season: 21 (Jonathan Holder, 2013)
Career: 37 (Jonathan Holder, 2012-14)

INDIVIDUAL SCHOOL RECORDS



PITCHING (CONTINUED...)

COMPLETE GAMES

Season: 16 (Don Mundie, 1981)
Career: 36 (Mike Proffitt, 1969-72)

SHUTOUTS

Season: 4 (Mike Proffitt, 1971; B.J. Wallace, 1992)
Career: 11 (Mike Proffitt, 1969-72)

CONSECUTIVE SCORELESS INNINGS

Season: 27.1 (Jonathan Holder, 2012)

INNINGS PITCHED

Game: 14 (James Carroll vs. Alabama, 4/2/66)
Season: 145.2 (Jeff Brantley, 1985)
Career: 427.0 (Jeff Brantley, 1982-85)

STRIKEOUTS

Game: 26 (Willie Mitchell vs. LSU, 1909)
Season: 174 (Eric DuBose, 1996)
Career: 428 (Eric DuBose, 1995-97)

WALKS

Game: 9 (Steve D'Ercole vs. Livingston, 3/19/81)
Season: 67 (Eric DuBose, 1997)
Career: 175 (Jeff Brantley, 1982-85)

HIT BATTERS

Game: 6 (Lucas Laster vs. Ole Miss, 4/22/14)

WILD PITCHES

Game: 4 (Nelson Arriete vs. Eastern Kentucky, 5/19/89; Gary Rath vs. Georgia, 3/29/92; Kyle Kennedy vs. LSU, 5/19/95)
Season: 20 (Eric DuBose, 1997)
Career: 32 (Nelson Arriete, 1986-89)

HOME RUNS ALLOWED

Season: 19 (Jeremy Jackson, 1998)
Career: 32 (Jeremy Jackson, 1995-98)

NO-HITTERS

Season: 1 (*-Willie Mitchell vs. LSU, 1909; R.H. Pepper vs. Mississippi College, 4/5/18; *-J.T. Peatross vs. Mississippi College, 4/6/18; Gene Henderson vs. Arkansas, 5/5/70-Gm 2; Jerry Thompson vs. Ill. Wesleyan, 1971; #-Don Robinson (6) & Gary Willoughby (1) vs. Western Illinois, 3/3/75-Gm 2; Gene Morgan vs. Hawaii-Hilo, 4/6/85)

-Combined no-hit shutout * - Perfect Game

SINGLE SEASON AND CAREER DEFENSIVE RECORDS

FIRST BASE

Season

Putouts: 636 (Wes Rea, 2012)
Assists: 53 (Will Clark, 1984)
Chances: 669 (Wes Rea, 2012)
Fielding Pct.: 1.000 (Chris Maloney, 1983)

Career

Putouts: 2,209* (Wes Rea, 2012-15)
Assists: 140 (Tommy Raffo (1987-90)
Chances: 2,327 (Wes Rea, 2012-15)
Fielding Pct.: .991 (Wes Rea, 2012-15)

* 5th in NCAA history

SECOND BASE

Season

Putouts: 136 (Howie McCann, 1978)
Assists: 211 (Brett Pirtle, 2014)
Chances: 321 (Brett Pirtle, 2014)
Fielding Pct.: .992 (John Holland, 2015)

Career

Putouts: 398 (Jeffrey Rea, 2004-07)
Assists: 619 (Jeffrey Rea, 2004-07)
Chances: 1,060 (Jeffrey Rea, 2004-07)
Fielding Pct.: .984 (John Holland, 2015-16)

THIRD BASE

Season

Putouts: 67 (Lou Sottile, 1981)
Assists: 145 (John Scott, 1985)
Chances: 221 (John Scott, 1985)
Fielding Pct.: .972 (Phil Still, 1971)

Career

Putouts: 111 (Pete Young, 1987-89)
Assists: 385 (Pete Young, 1987-89)
Chances: 548 (Pete Young, 1987-89)
Fielding Pct.: .935 (Chuck Daniel, 1989-92)

SHORTSTOP

Season

Putouts: 120 (Adam Frazier, 2013)
Assists: 241 (Adam Frazier, 2013)
Chances: 375 (Adam Frazier, 2013)
Fielding Pct.: .984 (Seth Heck, 2014)

Career

Putouts: 387 (Matthew Maniscalco, 2000-03)
Assists: 782 (Matthew Maniscalco, 2000-03)
Chances: 1221 (Matthew Maniscalco, 2000-03)
Fielding Pct.: .973 (Seth Heck), 2014-2015)

OUTFIELD

Season

Putouts: 157 (Jody Hurst, 1989)
Assists: 11 (Hunter Renfroe, 2012)
Chances: 165 (Jody Hurst, 1989)
Fielding Pct.: 1.000 (Multiple times, last: Jacob Robson, 2016)

Career

Putouts: 413 (Tracy Echols, 1986-87, 1989-90)
Assists: 21 (Mike Kelley, 1976-79)
Chances: 446 (Tracy Echols, 1986-87, 1989-90)
Fielding Pct.: .996 (Jacob Robson, 2013-16)

CATCHER

Season

Putouts: 548 (Barry Patton, 1997)
Assists: 65 (Mitch Slauter, 2012)
Chances: 603 (Barry Patton, 1997)
Fielding Pct.: .995 (Frank Portera, 1967)

Career

Putouts: 1127 (Barry Patton, 1995-98)
Assists: 110 (Barry Winford, 1986-89)
Chances: 1239 (Barry Patton, 1995-98)
Fielding Pct.: .993 (Jim Robinson, 1988-90; Gavin Collins, 2014-16)

SINGLE-GAME DEFENSIVE RECORDS

Putouts: 23 (Bruce Castoria vs. South Alabama, 3/25/80)
Assists: 10 (Gator Thiesen vs. Tennessee, 5/11/84)
Chances: 24 (Bruce Castoria vs. South Alabama, 3/25/80)

Errors: 4 (Bruce Castoria vs. Alabama, 4/20/80; Scott Davidson vs. Louisiana Tech, 4/6/94-Gm1)
Double Plays: 5 (Craig Filippi vs. Auburn, 3/19/83-Gm1; Wes Rea vs. San Diego, 3/8/15)



ALL-TIME TOP-10 LISTS: HITTING

BATTING AVERAGE

SINGLE SEASON

Player (Season)	AB	H	Avg.
1. Nat Showalter (1977)	146	67	.459
2. Will Clark (1985)	224	94	.420
3. Jackie Parker (1954)	55	23	.418
4. Rafael Palmeiro (1984)	236	98	.415
5. Brian Wiese (1998)	250	103	.412
6. Mark Gillaspie (1981)	207	85	.411
7. Jake Mangum (2016)	206	84	.408
8. Rafael Palmeiro (1983)	234	95	.406
9. Travis Chapman (1999)	245	99	.404
10. Mike Kelley (1979)	235	94	.400

CAREER

Player (Seasons)	AB	H	Avg.
1. Will Clark (1983-85)	534	209	.391
2. Mark Gillaspie (1980-81)	362	139	.384
3. Rafael Palmeiro (1983-85)	720	268	.372
4. Jimmy Bragan (1948-50)	233	86	.369
5. Jackie Parker (1953-54)	142	52	.366
6. Tommy Raffo (1987-90)	760	278	.366
7. Braxton Nail (1952-55)	152	55	.362
8. Dan Paradoa (1986-87)	441	159	.361
9. Brian Wiese (1996-99)	674	242	.359
10. Mike Kelley (1976-79)	748	267	.357

AT-BATS

SINGLE SEASON

Player (Season)	G	AB
1. Adam Frazier (2013)	71	304
2. David Mitchell (1990)	71	287
3. John Cohen (1990)	71	285
4. Burke Masters (1990)	71	283
5. Jon Shave (1990)	71	279
6. Matthew Maniscalco (2003)	63	278
7. Richard Lee (1997)	68	276
8. Tommy Raffo (1990)	70	271
9. Rusty Thoms (1998)	65	268
10. Tommy Raffo (1989)	68	266

CAREER

Player (Seasons)	G	AB
1. Jeffrey Rea (2004-07)	236	998
2. Steve Gendron (2001-04)	242	994
3. Matthew Maniscalco (2000-03)	246	993
4. Richard Lee (1995-98)	248	967
5. Burke Masters (1987-90)	251	937
6. Travis Chapman (1997-2000)	248	919
7. Brad Hildreth (1986-89)	237	877
8. Brad Freeman (1995-98)	246	870
9. Rex Buckner (1990-93)	240	837
10. Thomas Berkery (2003-06)	230	830

RUNS SCORED

SINGLE SEASON

Player (Season)	G	Runs
1. Rafael Palmeiro (1984)	61	87
2. Mark Gillaspie (1981)	63	81
Brooks Bryan (1997)	68	81
4. Dan Van Cleve (1983)	56	80
5. Jody Hurst (1989)	66	79
6. Will Clark (1985)	65	75
7. Mike Kelley (1979)	60	74
Dan Van Cleve (1985)	65	74
Pete Young (1989)	67	74
10. Burke Masters (1990)	71	73
Brad Freeman (1998)	65	73

CAREER

Player (Seasons)	G	Runs
1. Dan Van Cleve (1981-85)	219	232
2. Burke Masters (1987-90)	251	227
3. Rafael Palmeiro (1983-85)	183	224
4. Travis Chapman (1997-2000)	248	221
5. Richard Lee (1995-98)	248	219
6. Jeffrey Rea (2004-07)	236	207
7. Brad Winkler (1980-83)	212	203
8. Matthew Maniscalco (2000-03)	246	197
9. Brad Freeman (1995-98)	246	192
10. Tommy Raffo (1987-90)	218	186

HITS

SINGLE SEASON

Player (Season)	G	AB	Hits
1. Adam Frazier (1998)	71	304	107
2. Brian Wiese (1998)	64	250	103
3. Tommy Raffo (1989)	68	266	102
4. Richard Lee (1997)	68	276	100
5. Travis Chapman (1999)	63	245	99
6. Rafael Palmeiro (1984)	61	236	98
7. Tommy Raffo (1990)	70	271	97
8. Rafael Palmeiro (1983)	57	234	95
John Cohen (1990)	71	285	95
10. Will Clark (1985)	65	224	94
Mike Kelley (1979)	60	235	94
Matthew Maniscalco (2003)	63	278	94
Jeffrey Rea (2006)	60	253	94

CAREER

Player (Seasons)	G	AB	Hits
1. Jeffrey Rea (2004-07)	236	998	335
2. Richard Lee (1995-98)	248	967	328
3. Travis Chapman (1997-00)	248	919	327
4. Steve Gendron (2001-04)	242	994	316
5. Burke Masters (1987-90)	251	937	295
6. Matt. Maniscalco (2000-03)	246	993	279
7. Tommy Raffo (1987-90)	218	760	278
8. Brad Hildreth (1986-89)	237	877	275
9. Rafael Palmeiro (1983-85)	183	720	268
10. Mike Kelley (1976-79)	190	748	267

DOUBLES

SINGLE SEASON

Player (Season)	G	2B
1. Pete Young (1989)	67	27
2. Adam Piatt (1996)	61	26
Mitch Moreland (2007)	60	26
4. Rob Hauswald (1996)	61	24
Brian Wiese (1998)	64	24
6. Scott Tribolet (1995)	58	23
7. Jim Robinson (1990)	71	22
Travis Chapman (2000)	59	22
9. Brad Winkler (1983)	57	21
Dan Van Cleve (1985)	65	21
Gator Thiesen (1985)	64	21

CAREER

Player (Seasons)	G	2B
1. Travis Chapman (1997-2000)	248	71
2. Richard Lee (1995-98)	247	66
3. Pete Young (1987-89)	191	56
4. Dan Van Cleve (1981-85)	219	55
5. Matthew Maniscalco (2000-03)	246	54
6. John Cohen (1988-90)	198	53
7. Tommy Raffo (1987-90)	218	52
Rex Buckner (1990-93)	240	52
Adam Piatt (1995-97)	172	52
Connor Powers (2006-10)	202	52

TRIPLES

SINGLE SEASON

Player (Season)	G	3B
1. Mike Kelley (1979)	60	12
2. Adam Frazier (2013)	71	7
3. Gator Thiesen (1985)	64	6
Pete Young (1987)	61	6
5. Jim Howarth (1967)	31	5
Ted Milton (1970)	40	5
Brad Winkler (1981)	63	5
Dan Van Cleve (1983)	56	5
Tracy Echols (1986)	54	5
Jon Shave (1990)	71	5
Damian Scioneaux (1997)	68	5
C.T. Bradford (2014)	51	5

CAREER

Player (Seasons)	G	3B
1. Mike Kelley (1976-79)	190	20
2. Ted Milton (1969-72)	151	14
3. Brad Winkler (1980-83)	212	12
4. Matthew Maniscalco (2000-03)	246	11
5. Rex Buckner (1990-93)	240	10
Jeff Butts (2003-06)	232	10
Ryan Collins (2008-11)	207	10
8. Gator Thiesen (1984-85)	125	9
Tracy Echols (1986-87,89-90)	237	9
Jeffrey Rea (2004-07)	236	9

HOME RUNS

SINGLE SEASON

Player (Season)	G	AB	HR
1. Bruce Castoria (1981)	63	229	29
Rafael Palmeiro (1984)	61	236	29
3. Will Clark (1984)	61	215	28
4. Will Clark (1985)	65	224	25
5. Tommy Raffo (1989)	68	266	22
6. Mark Gillaspie (1981)	63	207	20
Rafael Palmeiro (1985)	65	250	20
8. Richard Lee (1997)	68	276	19
Richard Lee (1998)	65	258	19
Brian Wiese (1999)	63	252	19
Brad Corley (2004)	59	245	19
Connor Powers (2009)	54	196	19

CAREER

Player (Seasons)	G	AB	HR
1. Rafael Palmeiro (1983-85)	183	720	67
2. Will Clark (1983-85)	175	534	61
3. Bruce Castoria (1979-82)	202	685	58
4. Connor Powers (2007-10)	202	754	54
5. Jon Knott (1998-2001)	228	822	51
6. Tracy Echols (1986-90)	237	750	47
7. Richard Lee (1995-98)	248	967	46
8. Tommy Raffo (1987-90)	218	760	45
9. David Hayman (1993-96)	221	721	44
10. Brian Wiese (1996-99)	201	674	37



TOTAL BASES

SINGLE SEASON			
Player (Season)	G	TB	
1. Rafael Palmeiro (1984)	61	209	
2. Will Clark (1985)	65	191	
3. Tommy Raffo (1989)	68	185	
4. Bruce Castoria (1981)	63	180	
5. Will Clark (1984)	61	179	
6. Richard Lee (1997)	68	177	
7. Rafael Palmeiro (1983)	57	173	
Richard Lee (1998)	65	173	
Brian Wiese (1998)	64	173	
10. Brad Corley (2004)	59	166	

CAREER

Player (Seasons)	G	TB	
1. Richard Lee (1995-98)	248	544	
2. Rafael Palmeiro (1983-85)	183	530	
3. Travis Chapman (1997-2000)	248	482	
4. Tommy Raffo (1987-90)	218	477	
5. Connor Powers (2007-10)	202	471	
6. Matthew Maniscalco (2000-03)	246	468	
7. Jon Knott (1998-2001)	228	460	
8. Will Clark (1983-85)	175	433	
9. Tracy Echols (1986-87,89-90)	237	420	
10. Brian Wiese (1996-99)	201	417	

RUNS BATTED IN

SINGLE SEASON			
Player (Season)	G	AB	RBI
1. Bruce Castoria (1981)	63	229	98
2. Rafael Palmeiro (1984)	61	236	94
3. Will Clark (1984)	61	215	93
4. Richard Lee (1997)	68	276	90
5. Richard Lee (1998)	65	257	85
6. Tommy Raffo (1989)	68	266	80
7. Brad Winkler (1983)	57	218	79
8. Rafael Palmeiro (1983)	57	234	78
Mark Gillaspie (1981)	63	207	78
10. Will Clark (1985)	65	224	77

CAREER

Player (Seasons)	G	AB	RBI
1. Richard Lee (1995-98)	248	967	265
2. Rafael Palmeiro (1983-85)	183	720	239
3. Bruce Castoria (1979-82)	202	685	213
4. Tommy Raffo (1987-90)	218	760	207
5. Jon Knott (1998-2001)	228	822	206
Connor Powers (2007-10)	202	754	206
7. Travis Chapman (1997-00)	248	919	202
8. Will Clark (1983-85)	175	534	199
9. Tracy Echols (1986-87,89-90)	237	750	182
10. John Mitchell (1984-87)	228	710	179

WALKS

SINGLE SEASON			
Player (Season)	G	BB	
1. Jody Hurst (1989)	66	69	
2. Mark Gillaspie (1981)	63	66	
3. Jason Burkley (2001)	60	63	
4. Brad Winkler (1981)	63	58	
Will Clark (1985)	65	58	
6. Will Clark (1984)	61	57	
Tracy Echols (1990)	71	57	
8. Bob Parker (1984)	61	56	
9. Chuck Daniel (1991)	63	53	
Alex Detz (2013)	69	53	

CAREER

Player (Seasons)	G	BB	
1. Brad Winkler (1980-83)	212	164	
2. Tracy Echols (1986-87,89-90)	237	163	
3. Barry Winford (1986-89)	214	147	
4. Dan Van Cleve (1981-85)	219	143	
5. John Mitchell (1984-87)	228	142	
6. Rex Buckner (1990-93)	240	129	
7. Will Clark (1983-85)	175	126	
Ricky Joe Redd (1992-95)	228	126	
Jon Knott (1998-2001)	228	126	
10. Jody Hurst (1987-89)	166	119	

STOLEN BASES

SINGLE SEASON			
Player (Season)	G	SB	
1. Dan Van Cleve (1985)	65	38	
2. Grant Hogue (2009)	48	29	
3. Dave Klipstein (1981)	63	28	
4. Mike Kelley (1979)	60	27	
5. Nick Vickerson (2011)	63	26	
6. Mike Kelley (1977)	47	25	
Brad Winkler (1981)	63	25	
Grant Hogue (2008)	56	25	
9. Jon Shave (1990)	71	24	
10. Del Bender (1978)	56	21	
Jacob Robson (2015)	54	21	

CAREER

Player (Seasons)	G	SB	
1. Mike Kelley (1976-79)	190	79	
2. Dan Van Cleve (1981-85)	219	70	
3. Brad Winkler (1980-83)	212	60	
4. Dave Klipstein (1979-82)	172	54	
Grant Hogue (2008-09)	103	54	
6. Pete White (1980-83)	196	51	
7. Matthew Maniscalco (2000-03)	246	46	
Jacob Robson (2013-16)	169	46	
9. Jeffrey Rea (2004-07)	236	43	
10. Barry Winford (1986-89)	214	40	
Jon Shave (1987-90)	206	40	

STRIKEOUTS

SINGLE SEASON			
Player (Season)	G	AB	SO
1. David Hayman (1996)	59	227	71
2. Wes Rea (2012)	64	217	68
3. Steve Hegan (1991)	63	245	67
Brian Wiese (1999)	63	252	67
5. David Hayman (1994)	58	206	66
6. Connor Powers (2009)	64	196	64
7. Jon Mungle (2003)	60	204	63
8. David Hayman (1995)	58	205	62
9. Rob Norman (1991)	63	240	61
10. Richie Grayum (1988)	64	223	60

CAREER

Player (Season)	G	AB	SO
1. David Hayman (1993-96)	221	721	224
2. Wes Rea (2012-15)	230	770	205
3. Connor Powers (2007-10)	202	754	187
4. Jon Knott (1998-2001)	228	822	179
5. Ricky Joe Redd (1992-95)	228	780	172
6. Tracy Echols (1986-87,89-90)	237	750	170
7. Steve Gendron (2001-04)	242	994	166
8. Steve Hegan (1990-93)	202	667	163
9. Barry Winford (1986-89)	214	714	160
10. Thomas Berkery (2003-06)	230	830	158

GAMES PLAYED

SINGLE SEASON		G	
Player (Season)		G	
1. John Cohen (1990)		71	
Tracy Echols (1990)		71	
Burke Masters (1990)		71	
David Mitchell (1990)		71	
Scott Mitchell (1990)		71	
Jim Robinson (1990)		71	
Jon Shave (1990)		71	
Adam Frazier (2013)		71	
9. Tommy Raffo (1990)		70	
10. Tommy Raffo (1989)		68	
Brooks Bryan (1997)		68	
Richard Lee (1997)		68	
Damian Scioneaux (1997)		68	

CAREER

Player (Seasons)	G	
1. Burke Masters (1987-90)	251	
2. Richard Lee (1995-98)	248	
Travis Chapman (1997-2000)	248	
4. Brad Freeman (1995-98)	246	
Matthew Maniscalco (2000-03)	246	
6. Steve Gendron (2001-04)	242	
7. Rex Buckner (1990-93)	240	
8. Brad Hildreth (1986-89)	237	
Tracy Echols (1986-87,89-90)	237	
10. Jeffrey Rea (2004-07)	236	



ALL-TIME TOP-10 LISTS: PITCHING

EARNED RUN AVERAGE

SINGLE SEASON				
Player (Season)	IP	ER	ERA	
1. Dennis Hall (1970)	57.0	4	0.63	
2. Frank Montgomery (1962)	92.0	7	0.68	
3. Jacob Lindgren (2014)	55.1	5	0.81	
4. Jim Pruett (1957)	52.1	6	1.03	
5. Butch Holmes (1973)	50.1	6	1.07	
6. Bobby Reed (1988)	57.2	7	1.09	
7. Jamie Gant (2003)	54.2	7	1.15	
8. Mike Proffitt (1970)	68.0	9	1.19	
9. Chad Girodo (2013)	59.2	9	1.36	
10. Mike Proffitt (1972)	70.0	11	1.41	

CAREER				
Player (Seasons)	IP	ER	ERA	
1. Jonathan Holder (2012-14)	135.2	24	1.59	
2. Frank Montgomery (1961-63)	171.1	34	1.79	
3. Dennis Hall (1967-70)	156.1	32	1.84	
4. Mike Proffitt (1969-72)	300.1	62	1.86	
5. Brantley Jones (1967-70)	257.0	57	2.00	
6. Jon Harden (1989-92)	255.2	65	2.29	
7. Claude Passeau (1964-66)	129.1	33	2.30	
8. Guy Parker (1960-62)	144.1	37	2.31	
9. Pete Young (1987-89)	131.2	35	2.39	
10. Ross Mitchell (2012-15)	298.2	80	2.41	

STRIKEOUTS

SINGLE SEASON				
Player (Season)	G	AB	SO	
1. Eric DuBose (1996)	17	133.1	174	
2. B.J. Wallace (1992)	19	127.1	145	
3. Eric DuBose (1997)	21	118.2	145	
4. Gary Rath (1994)	16	115.2	141	
5. Jeff Brantley (1985)	23	145.2	136	
6. Chris Stratton (2012)	17	109.2	127	
7. Hank Thoms (1999)	18	118.1	121	
8. Jeff Brantley (1984)	20	132.2	115	
9. Dakota Hudson (2016)	17	113.0	115	
10. Eric DuBose (1995)	18	112.2	109	

CAREER				
Player (Seasons)	G	AB	SO	
1. Eric DuBose (1995-97)	56	364.2	428	
2. Jeff Brantley (1982-85)	73	427.0	364	
3. Chris Stratton (2010-12)	48	264.0	279	
4. Paul Maholm (2001-03)	46	312.0	273	
5. B.J. Wallace (1990-92)	51	265.0	271	
6. Matt Ginter (1996-99)	55	225.2	269	
7. Mike Proffitt (1969-72)	45	300.1	265	
8. Don Robinson (1975-78)	56	323.1	262	
9. Carlton Loewer (1992-94)	53	277.1	261	
10. Gary Rath (1992-94)	44	239.1	238	

WALKS

SINGLE SEASON				
Player (Season)	G	AB	BB	
1. Eric DuBose (1997)	21	118.2	67	
2. Chris George (1991)	20	98.0	61	
3. Ken Kurtz (1979)	19	116.0	56	
4. B.J. Wallace (1991)	22	109.2	56	
5. Jeff Brantley (1983)	19	100.1	55	
6. Eric DuBose (1996)	17	133.1	55	
7. Matt Ginter (1999)	19	93.2	55	
8. Carlton Loewer (1994)	19	103.0	53	
9. Don Mundie (1981)	21	145.0	52	
10. Don Robinson (1977)	15	87.0	51	

CAREER				
Player (Seasons)	G	AB	BB	
1. Jeff Brantley (1982-85)	73	427.0	175	
2. Don Robinson (1975-78)	56	323.1	170	
3. Eric DuBose (1995-97)	56	364.2	165	
4. Chris George (1989-91)	58	288.1	143	
5. Carlton Loewer (1992-94)	53	277.1	139	
6. Don Mundie (1979-81)	56	309.0	129	
7. Tracy Jobs (1987-90)	74	299.1	128	
8. Matt Ginter (1997-99)	55	225.2	123	
9. Nelson Arriete (1986-89)	55	213.0	120	
10. Gary Rath (1992-94)	44	239.1	117	

WINNING PERCENTAGE

SINGLE SEASON (MIN. — 8 DECISIONS)		
Player (Season)	W-L	PCT.
1. Ross Mitchell (2013)	13-0	1.000
Frank Montgomery (1962)	10-0	1.000
Brantley Jones (1970)	9-0	1.000
Josh Reagan (1979)	8-0	1.000
Harold Myles (1983)	8-0	1.000
Bobby Reed (1988)	8-0	1.000
7. Don Mundie (1979)	10-1	.909
8. Jeff Brantley (1985)	18-2	.900
9. Ken Tatum (1965)	7-1	.875
Dennis Hall (1967)	7-1	.875
Gene Morgan (1985)	14-2	.875
Chris George (1989)	7-1	.875
Justin Pigott (2006)	7-1	.875
Jonathan Holder (2014)	7-1	.875

CAREER (MIN. — 15 DECISIONS)		
Player (Seasons)	W-L	PCT.
1. Jerry Thompson (1968-71)	18-3	.857
2. Bobby Reed (1987-90)	35-5	.833
3. Phillip Brandon (1947-49)	14-3	.824
4. Jeff Brantley (1982-85)	45-12	.789
5. Brantley Jones (1967-70)	27-8	.771
6. Gene Morgan (1984-85)	20-6	.769
7. Wayne Robbins (1956-58)	13-4	.765
8. Joe Sheppard (1948-50)	16-5	.762
Frank Montgomery (1961-63)	16-5	.762
10. Jon Harden (1989-92)	19-6	.760

WINS

SINGLE SEASON		
Player (Season)	G	W
1. Jeff Brantley (1985)	23	18
2. Bobby Reed (1990)	25	15
3. Don Mundie (1981)	21	14
Gene Morgan (1985)	22	14
5. Jeff Brantley (1984)	20	13
Ross Mitchell (2013)	34	13
7. Ken Kurtz (1979)	19	12
Hans Herzog (1983)	20	12
Bobby Reed (1989)	21	12
10. Mike Proffitt (1971)	14	11
Steve Susce (1981)	17	11
Jeff Brantley (1983)	19	11
Mike Martin (1987)	25	11
Chris Stratton (2012)	17	11

CAREER		
Player (Seasons)	G	W
1. Jeff Brantley (1982-85)	73	45
2. Bobby Reed (1987-90)	58	35
3. Mike Proffitt (1969-72)	45	30
4. Don Mundie (1979-81)	52	29
5. Brantley Jones (1967-70)	36	27
Eric DuBose (1995-97)	56	27
Paul Maholm (2000-03)	46	27
Ross Mitchell (2012-15)	100	27
9. Don Robinson (1975-78)	56	24
10. Will McRaney (1983-86)	64	23
Tracy Jobs (1987-90)	74	23
Chris George (1989-91)	58	23
Jeremy Jackson (1995-98)	44	23

LOSSES

SINGLE SEASON		
Player (Season)	G	L
1. Todd Doolittle (2005)	14	8
Preston Brown (2015)	14	8
3. Butch Holmes (1974)	10	7
David Hooten (1996)	18	7
Matt Ginter (1999)	19	7
Justin Pigott (2007)	17	7
Caleb Reed (2010)	25	7
8. 10 tied with six losses		6

CAREER		
Player (Seasons)	G	L
1. Don Robinson (1975-78)	56	18
2. Chad Crosswhite (2006-09)	80	17
3. Kyle Kennedy (1992-95)	58	16
4. Alan Johnson (2003-05)	44	15
5. David Hooten (1994-96)	57	14
6. Carlton Loewer (1992-94)	53	13
Devin Jones (2009-11)	51	13
Kendall Graveman (2010-13)	68	13
9. Seven Tied With		12

GAMES STARTED

SINGLE SEASON		
Player (Season)	G	GS
1. Bobby Reed (1990)	25	22
2. Gene Morgan (1985)	22	21
B.J. Wallace (1991)	22	21
4. Bobby Reed (1989)	21	20
Jeff Brantley (1984)	20	20
Kyle Kennedy (1995)	20	20
7. Hans Herzog (1983)	20	19
Jeff Brantley (1985)	23	19
Trent Intorcio (1986)	19	19
Tracy Jobs (1989)	23	19
Kendall Graveman (2013)	19	19

CAREER		
Player (Seasons)	G	GS
1. Jeff Brantley (1982-85)	73	63
2. Bobby Reed (1987-90)	58	52
3. Eric DuBose (1995-97)	56	51
4. Don Robinson (1975-78)	56	50
5. Chris George (1989-91)	58	49
6. Kyle Kennedy (1992-95)	58	48
Tanner Brock (1999-2002)	59	48
Kendall Graveman (2013)	68	48
9. Tracy Jobs (1987-90)	74	47
10. Don Mundie (1979-81)	52	46

INNINGS PITCHED

SINGLE SEASON	
Player (Season)	IP
1. Jeff Brantley (1985)	145.2
2. Don Mundie (1981)	145.0
3. Bobby Reed (1990)	140.1
4. Gene Morgan (1985)	134.0
5. Eric DuBose (1996)	133.1
6. Jeff Brantley (1984)	132.2
7. B.J. Wallace (1992)	127.1
8. Eric DuBose (1997)	118.2
9. Hank Thoms (1999)	118.1
10. Hans Herzog (1983)	118.0

CAREER	
Player (Seasons)	IP
1. Jeff Brantley (1982-85)	427.0
2. Eric DuBose (1995-97)	364.2
3. Don Robinson (1975-78)	323.1
4. Paul Maholm (2000-03)	312.0
5. Kendall Graveman (2010-13)	310.0
6. Don Mundie (1979-81)	309.0
7. Bobby Reed (1987-90)	304.0
8. Mike Proffitt (1969-72)	300.1
9. Tracy Jobs (1987-90)	299.1
10. Ross Mitchell (2012-15)	298.2

ALL-TIME TOP-10 LISTS: PITCHING



APPEARANCES

SINGLE SEASON	
Player (Season)	APP
1. Jon Harden (1992)	39
2. Van Johnson (1997)	39
3. Chad Gironi (2013)	36
4. Van Johnson (1998)	34
Jonathan Holder (2013)	34
Ross Mitchell (2013)	34
7. Mike Martin (1988)	33
8. Jon Harden (1991)	32
Scott Tanksley (1994)	32
10. Caleb Reed (2012)	31

CAREER

Player (Seasons)	APP
1. Van Johnson (1995-98)	115
2. Jon Harden (1989-92)	110
3. Ross Mitchell (2012-15)	100
4. Caleb Reed (2009-12)	96
5. Scott Polk (1995-99)	90
6. Chad Gironi (2010-13)	83
7. Scott Tanksley (1993-95)	82
Trent Intorcio (1983-86)	82
9. Mike Martin (1986-88)	81
Jonathan Holder (2012-14)	81

RELIEF APPEARANCES

SINGLE SEASON	
Player (Season)	RA
1. Jon Harden (1992)	39
Van Johnson (1997)	39
3. Chad Gironi (2013)	36
4. Van Johnson (1998)	34
Jonathan Holder (2013)	34
Ross Mitchell (2013)	34
7. Mike Martin (1988)	33
8. Jon Harden (1991)	32
Scott Tanksley (1994)	32
10. Tim Henderson (1989)	30
Jon Harden (1990)	30
Jay Powell (1991)	30
Scott Tanksley (1995)	30
Caleb Reed (2012)	30

CAREER

Player (Seasons)	RA
1. Van Johnson (1995-98)	115
2. Jon Harden (1989-92)	110
3. Caleb Reed (2009-12)	92
4. Ross Mitchell (2012-15)	86
5. Jonathan Holder (2012-14)	81
6. Chad Gironi (2010-13)	78
7. Scott Tanksley (1993-95)	75
8. Pete Young (1987-89)	72
9. Scott Polk (1995-99)	71
Saunders Ramsey (2002-05)	71

SAVES

SINGLE SEASON	
Player (Season)	Saves
1. Jonathan Holder (2013)	21
2. Scott Tanksley (1994)	13
Van Johnson (1997)	13
4. Adam Larson (2000)	12
Caleb Reed (2011)	12
6. Jay Powell (1991)	10
Van Johnson (1998)	10
8. Caleb Reed (2012)	9
Jonathan Holder (2012)	9
10. Pete Young (1989)	8
Pete Young (1988)	8
Jon Harden (1992)	8

CAREER

Player (Seasons)	Saves
1. Jonathan Holder (2012-13)	37
2. Van Johnson (1995-98)	29
3. Scott Tanksley (1993-95)	24
4. Caleb Reed (2009-12)	21
5. Pete Young (1987-89)	19
6. Jay Powell (1991-93)	17
7. Bryan Hardwick (1979-80, 1982)	16
8. Adam Larson (1999-2001)	15
9. Aaron Weatherford (2006-08)	14
10. Jonathan Papelbon (2001-03)	13
Mike Martin (1986-88)	12
Jon Harden (1989-92)	12



YEARLY STATISTICAL LEADERS

AT-BATS		
Year	Player	ABs
1949	Jimmy Bragan	111
1950	Dan Murphy	72
1951	Frank Bragan	87
1952	Bill Hinton	77
1953	Bill Hinton	91
1954	Doug Litton	61
1955	Terry Murphy	78
1956	Charles Dickinson	75
1957	James McNally, Molly Halbert	60
1958	Larry Gore	87
1959	Gary Dempsey	91
1960	Larry Adams	108
1961	Gary Dempsey	78
1962	Bill Etheridge	100
1963	Bill Etheridge	119
1964	Aubrey Nichols	107
1965	Mike Burns, Del Unser	99
1966	Mike Burns	122
1967	Jim Howarth	124
1968	Jim Howarth	114
1969	Bobby Crowell	116
1970	Dave Phares	151
1971	Bobby Crowell	175
1972	Ted Milton, Rick Counts	123
1973	Joe Bob Cole	104
1974	Wayne Pinkerton	98
1975	Larry Buckley, Bill Montgomery	124
1976	Mike Kelley	163
1977	Mike Kelley	193
1978	Del Bender	214
1979	Mike Kelley	235
1980	Randy Schlosser	188
1981	Dave Klipstein	251
1982	Dave Klipstein	200
1983	Rafael Palmeiro	234
1984	Dan Van Cleve	240
1985	Rafael Palmeiro	250
1986	Brad Hildreth	210
1987	Dan Paradoa	236
1988	John Cohen	253
1989	Tommy Raffo	266
1990	David Mitchell	287
1991	Steve Hegan	245
1992	Steve Hegan	238
1993	Paul Petrusis	247
1994	Scott Tribolet	242
1995	Scott Tribolet	217
1996	Rob Hauswald	254
1997	Richard Lee	276
1998	Rusty Thoms	268
1999	Brian Wiese	252
2000	Shane Kelly	269
2001	Matthew Maniscalco	244
2002	Matthew Maniscalco	254
2003	Matthew Maniscalco	278
2004	Steve Gendron	263
2005	Brad Corley	263
2006	Jeffrey Rea	250
2007	Jeffrey Rea	245
2008	Russ Sneed	215
2009	Connor Powers	196
2010	Connor Powers	214
2011	C.T. Bradford	244
2012	Adam Frazier	245
2013	Adam Frazier	304
2014	Brett Pirtle	240
2015	Jacob Robson	185
2016	Nathaniel Lowe	247

RUNS SCORED		
Year	Player	R
1949	Jimmy Bragan	26
1950	Jimmy Bragan, Dan Murphy	22
1951	Dan Murphy	21
1952	Bill Hinton	23
1953	Frank Bragan	26
1954	Charles Dickinson	16
1955	Braxton Nail	20
1956	Charles Dickinson	18
1957	Don Gardiner	19
1958	Charles Turner	24
1959	Larry Gore	14
1960	Larry Adams	30
1961	Larry Brannon	16
1962	Bill Etheridge	23
1963	Wayne Meadows	22
1964	Aubrey Nichols	20
1965	Del Unser	24
1966	Del Unser	31
1967	Jim Howarth	21
1968	Jocko Potts	23
1969	Ted Milton	26
1970	Dave Phares	33
1971	Phil Still	42
1972	Rick Spica, Wayne Pinkerton	22
1973	Wayne Pinkerton	19
1974	Wayne Pinkerton	19
1975	Steve Hill	16
1976	Ken Lee	24
1977	Mike Kelley, Howie McCann	53
1978	Del Bender	54
1979	Mike Kelley	74
1980	Mark Gillaspie	34
1981	Mark Gillaspie	81
1982	Mike Bradford	49
1983	Dan Van Cleve	80
1984	Rafael Palmeiro	87
1985	Will Clark	75
1986	Brad Hildreth	48
1987	Burke Masters	53
1988	Pete Young	66
1989	Jody Hurst	79
1990	Burke Masters	73
1991	Steve Hegan	61
1992	Paul Petrusis	53
1993	Rex Buckner	52
1994	Scott Tribolet	61
1995	Scott Tribolet	56
1996	Rob Hauswald	63
1997	Brooks Bryan	81
1998	Brad Freeman	73
1999	Brian Wiese	74
2000	Shane Kelly	75
2001	Michael Brown	47
2002	Matthew Brinson	61
2003	Matthew Maniscalco	57
2004	Brad Corley	60
2005	Brad Jones	48
2006	Edward Easley	60
2007	Edward Easley	59
2008	Grant Hogue	47
2009	Connor Powers	49
2010	Nick Vickerson	58
2011	Nick Vickerson	57
2012	Adam Frazier	45
2013	Adam Frazier	62
2014	Brett Pirtle	35
2015	Jacob Robson	41
2016	Nathaniel Lowe	44

HITS		
Year	Player	H
1949	Jimmy Bragan	41
1950	Jimmy Bragan	26
1951	Frank Bragan	28
1952	Dan Murphy	28
1953	Frank Bragan	32
1954	Jackie Parker	23
1955	Braxton Nail	27
1956	Charles Dickinson	26
1957	James McNally	20
1958	Charles Turner, Larry Gore	32
1959	Larry Gore	28
1960	Gary Dempsey	36
1961	Gary Dempsey	24
1962	Bill Etheridge	37
1963	Wayne Meadows	42
1964	Wayne Meadows	30
1965	Mike Burns	33
1966	Del Unser	39
1967	Jim Howarth	36
1968	Jim Howarth	40
1969	Ted Milton	32
1970	Dave Phares	49
1971	Phil Still	53
1972	Rick Spica	39
1973	Joe Bob Cole	30
1974	Wayne Pinkerton	30
1975	Steve Hill	39
1976	Mike Kelley	50
1977	Mike Kelley	74
1978	Russ Aldrich	73
1979	Mike Kelley	94
1980	Mark Gillaspie	54
1981	Mark Gillaspie	85
1982	Dave Klipstein	77
1983	Rafael Palmeiro	95
1984	Rafael Palmeiro	98
1985	Will Clark	94
1986	Dan Paradoa	77
1987	Dan Paradoa	82
1988	John Cohen	84
1989	Tommy Raffo	102
1990	Tommy Raffo	97
1991	Steve Hegan	76
1992	Paul Petrusis	79
1993	Rex Buckner	84
1994	Scott Tribolet	74
1995	Scott Tribolet	63
1996	Rob Hauswald	63
1997	Richard Lee	100
1998	Brian Wiese	103
1999	Travis Chapman	99
2000	Shane Kelly	87
2001	Jon Knott	70
2002	Steve Gendron	84
2003	Matthew Maniscalco	94
2004	Brad Corley	93
2005	Brad Corley	83
2006	Jeffrey Rea	94
2007	Edward Easley	87
2008	Grant Hogue	63
2009	Russ Sneed	62
2010	Connor Powers	81
2011	Jarrod Parks	77
2012	Adam Frazier	91
2013	Adam Frazier	107*
2014	Brett Pirtle	87
2015	Jacob Robson	60
2016	Nathaniel Lowe	86

BOLD = LED SEC / * = LED NCAA

YEARLY STATISTICAL LEADERS



BATTING AVERAGE		
Year	Player	AVG.
1949	Jimmy Bragan	.369
1950	Jimmy Bragan	.371
1951	Gerald Walker	.329
1952	Dan Murphy	.389
1953	Frank Bragan	.360
1954	Jackie Parker	.418
1955	Braxton Nail	.380
1956	Don Gardiner	.348
1957	James McNally	.333
1958	Charles Turner	.395
1959	Don McNair	.325
1960	Gary Dempsey	.371
1961	Hal Green	.339
1962	Bill Etheridge	.370
1963	Wayne Meadows	.368
1964	Russ Gatlin	.348
1965	Mike Burns	.333
1966	Del Unser	.333
1967	Gary Washington	.330
1968	Sammy Fletcher	.364
1969	Tom Miller	.349
1970	Ted Milton	.328
1971	Donnie Davis	.368
1972	Rick Spica	.328
1973	Rick Counts	.311
1974	Rick Davidson	.321
1975	Steve Hill	.317
1976	Mike Kelley	.307
1977	Nat Showalter	.459
1978	Russ Aldrich	.343
1979	Mike Kelley	.400
1980	Mark Gillaspie	.348
1981	Mark Gillaspie	.410
1982	Dave Klipstein	.385
1983	Rafael Palmeiro	.406
1984	Rafael Palmeiro	.415
1985	Will Clark	.420
1986	Dan Paradoa	.376
1987	Dan Paradoa	.347
1988	Jody Hurst	.371
1989	Tommy Raffo	.383
1990	Tommy Raffo	.358
1991	Jimmy Gammill	.374
1992	Paul Petrusis	.338
1993	Rex Buckner	.349
1994	Ricky Joe Redd	.324
1995	Brian Clark	.314
1996	Adam Piatt	.370
1997	Richard Lee	.362
1998	Brian Wiese	.412
1999	Travis Chapman	.403
2000	Ty Martin	.352
2001	Jon Knott	.359
2002	Steve Gendron	.351
2003	Robby Goodson	.358
2004	Brad Corley	.380
2005	Joseph McCaskill	.377
2006	Thomas Berkery	.383
2007	Brandon Turner	.399
2008	Connor Powers	.348
2009	Scott DeLoach	.353
2010	Connor Powers	.379
2011	Jarrod Parks	.363
2012	Adam Frazier	.371
2013	Adam Frazier	.352
2014	Brett Pirtle	.363
2015	Jacob Robson	.324
2016	Jake Mangum	.408

HOME RUNS		
Year	Player	HR
1949	Alex Grammas	2
1950	Jimmy Bragan, Don Robinson	3
1951	Bill Hinton	4
1952	Dan Murphy	2
1953	Bill Hinton	3
1954	Jackie Parker, Braxton Nail	1
1955	Braxton Nail	3
1956	Charles Dickinson	2
1957	Molly Halbert	4
1958	Jim Boring	5
1959	Bobby Craig, Jim Goodwin,	
	Charles Turner	2
1960	Gary Dempsey	5
1961	Larry Brannon	5
1962	H.K. Etheridge	6
1963	H.K. Etheridge	7
1964	Mike Burns	4
1965	Del Unser	7
1966	Del Unser	7
1967	Gary Washington	4
1968	Jim Howarth	3
1969	Ted Milton	8
1970	Fred Yilling	8
1971	Phil Still	11
1972	Rick Counts	7
1973	Rick Counts	7
1974	Wayne Pinkerton	3
1975	Steve Hill, Larry Buckley	2
1976	Fred Dunlap	6
1977	Del Bender	9
1978	Del Bender	17
1979	Rick Dixon, Bob Kocol	8
1980	Bruce Castoria	8
1981	Bruce Castoria	29
1982	Bruce Castoria	15
1983	Rafael Palmeiro	18
1984	Rafael Palmeiro	29
1985	Will Clark	25
1986	John Mitchell	13
1987	Tracy Echols	12
1988	Richie Grayum	13
1989	Tommy Raffo	22
1990	Tracy Echols	14
1991	Rob Norman	8
1992	Rex Buckner	13
1993	Ricky Joe Redd	13
1994	Drew Williams	16
1995	David Hayman	17
1996	Rob Hauswald	16
1997	Richard Lee	19
1998	Richard Lee	19
1999	Brian Wiese	19
2000	Jon Knott	16
2001	Jon Knott	8
2002	Matthew Brinson	14
2003	Matthew Brinson	8
2004	Brad Corley	19
2005	Thomas Berkery	7
2006	Brian LaNinfa	11
2007	Edward Easley	12
2008	Tyler Moore	14
2009	Connor Powers	19
2010	Connor Powers	16
2011	Nick Vickerson	9
2012	Trey Porter, Wes Rea	5
2013	Hunter Renfroe	16
2014	Wes Rea	5
2015	Wes Rea	6
2016	Brent Rooker	11

RUNS BATTED IN		
Year	Player	RBI
1949	Alex Grammas	22
1950	Jimmy Bragan	20
1951	Joe Roy Adams	15
1952	Lewis Gilardoni	17
1953	Lewis Gilardoni	21
1954	Braxton Nail	22
1955	Braxton Nail	19
1956	Terry Murphy	15
1957	Molly Halbert	16
1958	Charles Turner, Larry Gore	23
1959	Jim Goodwin	14
1960	Gary Dempsey	21
1961	Larry Brannon	16
1962	H.K. & Bill Etheridge	23
1963	H.K. Etheridge	30
1964	Russ Gatlin	20
1965	Del Unser	23
1966	Del Unser	22
1967	Gary Washington	25
1968	Sammy Fletcher	19
1969	Ted Milton	21
1970	Ted Milton	28
1971	Phil Still	37
1972	Rick Counts	28
1973	Rick Counts	24
1974	Joe Bob Cole	15
1975	Steve Hill	17
1976	Fred Dunlap, Mike Kelley	21
1977	Nat Showalter	44
1978	Del Bender	62
1979	Bob Kocol	65
1980	John McDonald	39
1981	Bruce Castoria	98
1982	Bruce Castoria	59
1983	Brad Winkler	79
1984	Rafael Palmeiro	94
1985	Will Clark	77
1986	Mike McCraney,	
	John Mitchell	57
1987	John Mitchell	55
1988	Richie Grayum	68
1989	Tommy Raffo	80
1990	John Cohen	71
1991	Charlie Anderson	49
1992	Rex Buckner	50
1993	Drew Williams	52
1994	Drew Williams	69
1995	David Hayman	55
1996	Rob Hauswald	63
1997	Richard Lee	90
1998	Richard Lee	85
1999	Brian Wiese	66
2000	Jon Knott	66
2001	Josh West	49
2002	Matthew Brinson	71
2003	Matthew Brinson	49
2004	Craig Tatum	60
2005	Thomas Berkery	55
2006	Brian LaNinfa	50
2007	Edward Easley	63
2008	Tyler Moore	46
2009	Connor Powers	63
2010	Connor Powers	68
2011	Nick Vickerson	37
2012	Wes Rea	41
2013	Hunter Renfroe	65
2014	Wes Rea	41
2015	Wes Rea	38
2016	Brent Rooker	54

BOLD = LED SEC



YEARLY STATISTICAL LEADERS

STOLEN BASES

Year	Player	SB
1949	Jimmy Bragan	3
1950	Jimmy Bragan	7
1951	Frank Bragan, Dan Murphy	7
1952	Bill Hinton	8
1953	Frank Bragan	6
1954	Jackie Parker, Charles Dickinson	11
1955	Charles Dickinson	8
1956	Charles Dickinson, Terry Murphy	2
1957	Don McNair, Frank Power	3
1958	Jim Boring	5
1959	Don McNair	8
1960	Gary Dempsey	6
1961	Hal Green, Gary Dempsey	3
1962	Bill Etheridge	9
1963	Bill Etheridge	7
1964	Aubrey Nichols	13
1965	Del Unser	5
1966	Del Unser	6
1967	Jim Howarth	7
1968	Phil Still	9
1969	Manny Washington, BobbyCroswell, Jocko Potts	6
1970	Bobby Croswell	12
1971	Bobby Croswell	10
1972	Wayne Pinkerton	6
1973	Dale Holland	10
1974	Wayne Pinkerton	4
1975	Fred Dunlap	8
1976	Bill Montgomery	14
1977	Mike Kelley	25
1978	Del Bender	21
1979	Mike Kelley	27
1980	Randy Schlosser	19
1981	Dave Klipstein	28
1982	Dave Klipstein	18
1983	Dan Van Cleve	16
1984	Dan Van Cleve	15
1985	Dan Van Cleve	38
1986	Barry Winford	18
1987	Burke Masters	9
1988	Barry Winford	11
1989	Burke Masters	9
1990	Jon Shave	24
1991	Steve Hegan	7
1992	Chuck Daniel	11
1993	Paul Petrulis	4
1994	Scott Tribolet	16
1995	Scott Tribolet	15
1996	Damian Scioneaux	15
1997	Damian Scioneaux	20
1998	Brad Freeman, Rusty Thoms	16
1999	Brian Wiese	8
2000	Shane Kelly	17
2001	Phillip Willingham	11
2002	Matthew Maniscalco	12
2003	Matthew Maniscalco	20
2004	Jeffrey Rea	11
2005	Joseph Hunter	8
2006	Jeffrey Rea	14
2007	Jeffrey Rea	13
2008	Grant Hogue	25
2009	Grant Hogue	29
2010	Nick Vickerson	10
2011	Nick Vickerson	28
2012	Adam Frazier	9
2013	Adam Frazier, Hunter Renfro	9
2014	Derrick Armstrong	14
2015	Jacob Robson	21
2016	Jacob Robson	18

WINS

Year	Player	W-L
1949	Phil Brandon	8-2
1950	Joe Sheppard	7-1
1951	Floyd Johnson	4-0
	Beverly Gross	4-2
1952	Curt Monroe	4-2
1953	Curt Monroe	6-3
1954	Bobo Matthews	3-2
	Charlie Williams	3-3
1955	Joe Wilson	3-3
	Leon Beasley	3-2
1956	Joe Wilson	4-3
1957	Jim Pruett	6-1
1958	Wayne Robbins	6-1
1959	Jim Pruett	4-0
	Ronnie Davis	4-1
1960	Neal Sheffield	5-1
1961	Frank Montgomery	3-0
	Neal Sheffield	3-2
1962	Frank Montgomery	10-0
1963	Doug Hutton	5-0
	Lloyd Langston	5-2
1964	Ken Tatum	4-4
1965	Ken Tatum	7-1
1966	Ken Tatum	10-2
1967	Dennis Hall	7-1
1968	Brantley Jones	7-3
1969	Mike Proffitt	6-2
1970	Brantley Jones	9-0
1971	Mike Proffitt	11-2
1972	Mike Proffitt	7-3
1973	Butch Holmes, Steve Griffith	5-2
1974	Lamar Pritchard	5-2
	Bobby Myrick	5-3
1975	Don Robinson	4-6
1976	Don Robinson	8-4
1977	Jack Lazorko	10-3
1978	Jack Lazorko	8-2
	Bobby Maher	8-4
1979	Ken Kurtz	12-2
1980	Perry Cliburn, Steve Susce	
	Bryan Hardwick	5-3
	Don Mundie	5-4
1981	Don Mundie	14-5
1982	Hans Herzog	8-4
1983	Hans Herzog	12-3
1984	Jeff Brantley	13-3
1985	Jeff Brantley	18-2
1986	Trent Intorcja	8-6
1987	Mike Martin	11-5
1988	Terry Ellis	10-4
1989	Bobby Reed	12-3
1990	Bobby Reed	15-4
1991	B.J. Wallace	10-5
1992	B.J. Wallace	9-3
1993	Carlton Loewer	9-3
1994	Gary Rath	10-3
1995	Kyle Kennedy	9-6
1996	Eric DuBose	10-4
1997	Eric DuBose, Jeremy Jackson	9-4
1998	Jeremy Jackson	10-3
1999	Matt Ginter	8-7
2000	Mark Freed	9-2
2001	Paul Maholm	8-5
2002	Paul Maholm	10-3
2003	Paul Maholm	9-2
2004	Saunders Ramsey	7-2
2005	Brooks Dunn	6-3
	Mike Valentine	6-0
2006	Brooks Dunn	8-6

WINS (CONTINUED)

Year	Player	W-L
2007	Chad Crosswhite	8-5
2008	Five Players Tied With Three	
2009	Nick Routt	5-3
2010	Greg Houston	5-1
2011	Luis Pollorena	7-5
2012	Chris Stratton	11-2
2013	Ross Mitchell	13-0
2014	Ross Mitchell	8-5
2015	Preston Brown	5-8
2016	Dakota Hudson	9-5

ERA

Year	Player	ERA
1949	Phil Brandon	2.29
1950	Joe Sheppard	1.87
1951	Floyd Johnson	2.33
1952	Curt Monroe	2.84
1953	Curt Monroe	3.20
1954	Charlie Williams	2.41
1955	Joe Wilson	4.22
1956	Wayne Robbins	4.18
1957	Jim Pruett	1.03
1958	Bill Shoenrock	2.23
1959	Jim Pruett	1.50
1960	Guy Parker	2.84
1961	Neal Sheffield	1.99
1962	Frank Montgomery	0.68
1963	Claude Reader	2.08
1964	Frank Chambers	1.50
1965	Claude Passeau	1.51
1966	Bo Gregory	2.43
1967	Brantley Jones	2.29
1968	Glenn Wallace	2.22
1969	Glenn Wallace	1.46
1970	Dennis Hall	0.63
1971	Mike Proffitt	2.02
1972	Mike Proffitt	1.41
1973	Butch Holmes	1.07
1974	Lamar Pritchard	1.44
1975	Harvey Luby	1.88
1976	Don Robinson	2.50
1977	Gary Willoughby	2.30
1978	Jack Lazorko	2.92
1979	Ken Kurtz	2.09
1980	Perry Cliburn	1.79
1981	John Shrewsberry	1.69
1982	Bill Bond	3.33
1983	Will McCraney	2.35
1984	Jeff Brantley	2.65
1985	Gene Morgan	2.28
1986	Will McCraney	2.95
1987	Mike Martin	4.11
1988	Bobby Reed	1.09
1989	Pete Young	1.22
1990	Jon Harden	2.21
1991	Jay Powell	1.28
1992	Jon Harden	1.96
1993	Gary Rath	2.97
1994	Gary Rath	1.71
1995	Scott Tanksley	2.91
1996	Van Johnson	3.09
1997	Hank Thoms	2.81
1998	Brian Compton	2.24
1999	Hank Thoms	2.66
2000	Jeff Hunter	3.16
2001	Jeff Lacher	1.12
2002	Robby Goodson	2.08
2003	Jamie Gant	1.15
2004	Saunders Ramsey	3.50
2005	Brett Cleveland	1.96

BOLD = LED SEC

YEARLY STATISTICAL LEADERS



ERA (CONTINUED)

Year	Player	ERA
2006	Justin Pigott	1.66
2007	Ricky Bowen	3.00
2008	Aaron Weatherford	0.85
2009	Nick Routt	4.15
2010	Greg Houston	4.60
2011	Caleb Reed	1.55
2012	Chris Stratton	2.38
2013	Ross Mitchell	1.53
2014	Jacob Lindgren	0.81
2015	Trevor Fitts	2.03
2016	Zac Houston	1.63

STRIKEOUTS

Year	Player	K's
1949	Phil Brandon	52
1950	Joe Sheppard	45
1951	Beverly Gross	45
1952	Curt Monroe	23
1953	Charlie Williams	42
1954	Charlie Williams	32
1955	Charlie Williams	37
1956	Monroe Mitchell	56
1957	Jim Pruett	42
1958	Wayne Robbins	43
1959	Jim Pruett	27
1960	Jerry Merriman	56
1961	Sammy Ellis	73
1962	Frank Montgomery	102
1963	Frank Montgomery	88
1964	Frank Chambers	51
1965	Ken Tatum	62
1966	Ken Tatum	84
1967	Brantley Jones	55
1968	Brantley Jones	78
1969	Mike Proffitt	57
1970	Mike Proffitt, Brantley Jones	55
1971	Jerry Thompson	89
1972	Mike Proffitt	73
1973	Steve Griffith	51
1974	Bobby Myrick	61
1975	Don Robinson	59
1976	Don Robinson	78
1977	Don Robinson	77
1978	Buddy Maher	55
1979	Ken Kurtz	100
1980	Don Mundie	49
1981	Don Mundie	91
1982	Allen Morlock	39
1983	Jeff Brantley	81
1984	Jeff Brantley	115
1985	Jeff Brantley	136
1986	Steve King	71
1987	Mike Martin	80
1988	Rob Norman	71
1989	Tracy Jobes	76
1990	Bobby Reed	98
1991	B.J. Wallace	104
1992	B.J. Wallace	145
1993	Carlton Loewer	101
1994	Gary Rath	141
1995	Eric DuBose	109
1996	Eric DuBose	174
1997	Eric DuBose	145
1998	Matt Ginter	100
1999	Hank Thoms	121
2000	Kevin Donovan	98
2001	Paul Maholm	95
2002	Paul Maholm	77
2003	Paul Maholm	101
2004	Todd Doolittle	62

STRIKEOUTS (CONTINUED)

Year	Player	K's
2005	Alan Johnson	70
2006	Brooks Dunn	71
2007	Justin Pigott	76
2008	Ricky Bowen	64
2009	Nick Routt	87
2010	Chris Stratton	76
2011	Chris Stratton	76
2012	Chris Stratton	127
2013	Jonathan Holder	90
2014	Jacob Lindgren	100
2015	Austin Sexton	61
2016	Dakota Hudson	115

INNINGS PITCHED

Year	Player	IP
1949	Phil Brandon	2.2
1950	Joe Sheppard	65.0
1951	Beverly Gross	47.0
1952	Curt Monroe	57.0
1953	Curt Monroe	78.2
1954	Charlie Williams	56.0
1955	Charlie Williams	40.1
1956	Wayne Robbins	47.1
1957	Jim Pruett	52.1
1958	Wayne Robbins	66.2
1959	Not Available	
1960	Jerry Merriman	56.2
1961	Sammy Ellis	57.2
1962	Frank Montgomery	92.0
1963	Frank Montgomery	66.2
1964	Ken Tatum	50.1
1965	Ken Tatum	73.2
1966	Ken Tatum	95.1
1967	Brantley Jones	55.0
1968	Brantley Jones	76.1
1969	Mike Proffitt	68.2
1970	Brantley Jones	77.0
1971	Jerry Thompson	109.0
1972	Mike Proffitt	70.0
1973	Steve Griffith	61.2
1974	Bobby Myrick	57.2
1975	Don Robinson	67.2
1976	Gary Willoughby	98.0
1977	Jack Lazorko	102.0
1978	Buddy Maher	88.0
1979	Ken Kurtz	116.0
1980	Perry Cliburn	80.2
1981	Don Mundie	145.0
1982	Hans Herzog	83.2
1983	Hans Herzog	118.0
1984	Jeff Brantley	132.2
1985	Jeff Brantley	145.2
1986	Trent Intorcias	96.1
1987	Mike Martin	116.0
1988	Terry Ellis	105.1
1989	Tracy Jobes	110.1
1990	Bobby Reed	140.1
1991	B.J. Wallace	109.2
1992	B.J. Wallace	127.1
1993	Carlton Loewer	99.2
1994	Gary Rath	115.2
1995	Eric DuBose	112.2
1996	Eric DuBose	133.1
1997	Eric DuBose	118.2
1998	Jeremy Jackson	99.2
1999	Hank Thoms	118.1
2000	Kevin Donovan	98.2
2001	Paul Maholm	102.0
2002	Paul Maholm	102.1
2003	Paul Maholm	107.2

INNINGS PITCHED (CONTINUED)

Year	Player	IP
2004	Jeff Lacher	88.1
2005	Alan Johnson	91.0
2006	Brooks Dunn	94.0
2007	Justin Pigott	113.2
2008	Ricky Bowen	73.1
2009	Nick Routt	86.2
2010	Chris Stratton	78.1
2011	Chris Stratton	76.0
2012	Chris Stratton	109.2
2013	Kendall Graveman	113.2
2014	Ross Mitchell	110.1
2015	Austin Sexton	76.1
2016	Dakota Hudson	113.0

SAVES

Year	Player	SV
1975	Six Pitchers	1
1976	Steve Carlson	2
1977	Mike Darby	3
1978	Josh Reagan	5
1979	Bryan Hardwick	7
1980	Bryan Hardwick	5
1981	Steve D'Ercole	2
1982	Bryan Hardwick	4
1983	Trent Intorcias	4
1984	Will McRaney	3
1985	Bobby Thigpen	7
1986	Mike Martin	5
1987	Pete Young	3
1988	Pete Young	8
1989	Pete Young	8
1990	Chuck Daniel	6
1991	Jay Powell	10
1992	Jon Harden	8
1993	Jay Powell	7
1994	Scott Tanksley	13
1995	Scott Tanksley	7
1996	Van Johnson	5
1997	Van Johnson	13
1998	Van Johnson	10
1999	Adam Larson	3
2000	Adam Larson	12
2001	Brandon Medders	6
2002	Jonathan Papelbon	5
2003	Jonathan Papelbon	7
2004	Saunders Ramsey	4
2005	Brett Cleveland	5
2006	Brett Cleveland	5
2007	Ricky Bowen	5
2008	Aaron Weatherford	5
2009	Chad Crosswhite	6
2010	Ben Bracewell	5
2011	Caleb Reed	12
2012	Jonathan Holder	9
2013	Jonathan Holder	21
2014	Jonathan Holder	7
2015	Trevor Fitts	6
2016	Reid Humphreys	7

BOLD = LED SEC



TEAM SCHOOL RECORDS

AT-BATS
Game: 62 (vs. Missouri, 5/21/13) [17 inn.]
Season: 2510 (1990)
RUNS
Game: 32 (vs. Jackson State, 4/29/88)
Season: 633 (1997)
HITS
Game: 30 (vs. Kentucky, 4/30/89)
Season: 823 (1997)
DOUBLES
Game: 11 (vs. Georgia, 3/12/88)
Season: 157 (1989)
TRIPLES
Game: 5 (vs. Southern Miss, 3/25/79)
Season: 33 (1979)
HOME RUNS
Game: 6 (South Carolina, 5/26/84; North Alabama, 4/6/88; Jackson State, 4/29/88; vs. Kentucky, 4/30/89; at UAB, 3/18/08)
Season: 97 (1998)
RUNS BATTED IN
Game: 31 (vs. Jackson State, 4/29/88)
Season: 575 (1997)
BATTING AVERAGE
Season: .335 (1999)
TOTAL BASES
Game: 53 (vs. Kentucky, 4/30/89)
Season: 1245 (1989)

WALKS (HITTING)
Game: 21 (vs. UNLV, 3/15/81, Gm1)
Season: 405 (1989)
STRIKEOUTS (OFFENSE)
Season: 448 (1991, 2008)
STOLEN BASES
Game: 9 (Southern Miss, 4/13/78; vs. Jackson State, 3/28/95)
Season: 138 (1978)
HIT BY PITCH
Season: 99 (2012)
LOWEST EARNED RUN AVERAGE
Season: 1.61 (1957)
INNINGS PITCHED
Game: 17 (at Ole Miss, 4/29/2007; vs. Missouri, 5/21/2013)
Season: 616.0 (1990)
MOST RUNS ALLOWED
Game: 24 (vs. Florida State, 1966)
Season: 416 (1997)
STRIKEOUTS (PITCHING)
Game: 26 (vs. LSU, 1909)
Season: 655 (1997)
WALKS (PITCHING)
Game: 16 (vs. New Orleans, 3/28/84)
Season: 274 (2008)

COMPLETE GAMES
Season: 42 (1981)
SHUTOUTS
Season: 10 (1990)
SAVES
Season: 24 (2013)
PUTOUTS
Game: 51 (vs. Missouri, 5/21/13)
Season: 1926 (2013)
ASSISTS
Game: 25 (vs. Arkansas State, 3/22/76, Game 1)
Season: 834 (2013)
CHANCES
Game: 69 (vs. Alabama, 5/7/89)
Season: 2843 (2013)
ERRORS
Game: 10 (vs. Memphis, 1962)
Season: 124 (1994)
HIGHEST FIELDING PERCENTAGE
Season: .981 (2014)
DOUBLE PLAYS TURNED
Game: 5 (vs. Auburn, 3/19/83, Gm1; San Diego, 3/8/15)
Season: 80 (2013)
TRIPLE PLAYS TURNED
Game: 1 (Florida, 1962; Florida, 1962; William Carey, 4/4/78; Gm2; vs. Auburn-Montgomery, 3/9/91)

MISCELLANEOUS TEAM SUPERLATIVES

Most Games Played: 71 (1990, 2013)
Most Wins: 54 (1989)
Most Losses: 33 (2008, 2010)
Highest Winning Pct.: .846 (22-4 in 1909)
Most Consecutive Wins: 18 (February 24-March 24, 2006)
Most Consecutive Losses: 11 (April 23-May 9, 2010)

Most SEC Wins: 21 (2016)
Most SEC Losses: 24 (2010)
Highest SEC Winning Pct.: .906 (14-1 in 1962)
Most Consecutive SEC Wins: 14 (March 11-April 15, 1989)
Most Consecutive SEC Losses: 14 (April 23-May 21, 2010)

TEAM SINGLE-SEASON RECORDS



GAMES PLAYED	
71 1990, 2013
68 1989, 1997
65 1985, 1998
64 1988, 2005, 2012
63 8x; last 2016

WINS	
54 1989
51 2013
50 1985, 1990
47 1997

LOSSES	
33 2008, 2010
30 2015
29 2009
25 1995
24 1996, 2001, 2002
 2004, 2012, 2014

WIN %	
.800 1970, 1979
.796 1962
.794 1989
.769 1985

WINNING STREAK	
18 2006
17 2013
15 1987
14 1985
13 1970, 1976, 1979
 1981, 1999, 2015

LOSING STREAK	
11 2010
9 1975
6 1987, 1995, 2004, 2015
5 Many Times

HIGH BATTING AVG.	
.335 1999
.332 1997
.328 1977
.325 1998
.324 1988

LOW BATTING AVG.	
.215 1975
.239 1974
.244 1954
.245 1964
.247 1968, 1976

AT-BATS	
2510 1990
2482 1997
2451 1989
2432 2013
2362 1998

HITS	
823 1997
787 1999
784 1990
778 1989
767 1998

HITS PER GAME	
12.5 1999
12.1 1997
11.8 1998
11.4 1989
11.3 1996

RUNS SCORED	
633 1997
618 1989
596 1999
560 1990
542 1998

RUNS PER GAME	
9.5 1999
9.3 1997
9.1 1989
9.0 1983
8.4 1988, 2000

DOUBLES	
157 1989
156 2009
146 1998
145 1988
142 2000

TRIPLES	
33 1979
26 2000
24 1971
23 1977
21 1978, 1990

HOME RUNS	
97 1998
96 1989
83 1984, 1997
82 1999

RUNS BATTED IN	
575 1997
549 1989
541 1999
498 1998
491 1988

WALKS	
405 1989
362 1990
355 1981
354 1983
352 1985

STRIKEOUTS (HITTING)	
448 1991
443 2012
440 1989
437 1990
435 1995

STOLEN BASES	
138 1978
103 1981
100 1979
98 1990
89 2011
87 1986

INNINGS PITCHED	
642.1 2013
616.0 1990
601.1 1989
600.1 1997
585.0 2012

HITS ALLOWED	
668 1997
628 2010
595 2008
590 1996
580 1989

EARNED RUN AVERAGE	
1.61 1957
1.67 1970
2.29 1974
2.36 1969
2.38 1962

RUNS ALLOWED	
441 2008
440 2010
416 1997
387 2009
373 1998

WALKS ALLOWED	
274 2008
268 1997
265 1999
261 1991
256 1989

STRIKEOUTS (PITCHING)	
655 1997
588 2013
582 1999
576 2016
564 1998
527 1996

COMPLETE GAMES	
42 1981
32 1997
31 1970
30 1971
25 1979

SHUTOUTS	
10 1990
9 1970, 1992, 2016
8 7x; last: 2014

SAVES	
24 2013
21 1998, 2012
19 2016
18 1994
17 1988
16 1997, 2011, 2014

HIGH FIELDING PCT.	
.981 2014
.977 2015
.975 2016
.974 1999, 2003
.973 2011
.972 1973
.971 2013
.969 1953, 2012

LOW FIELDING PCT.	
.916 1955
.928 1956
.942 1954
.944 1975
.946 1976

PUTOUTS	
1927 2013
1848 1990
1804 1989
1801 1997
1755 2012

ASSISTS	
834 2013
786 2012
779 1989
766 2014
754 1990

ERRORS	
124 1994
111 1995
110 1985
107 1996, 1997

DOUBLE PLAYS	
80 2013
71 2012
69 1997
68 1985, 2006
63 1990, 2003, 2015

LARGEST SCORING MARGINS

VS. ALL OPPONENTS

30	at Jackson State	32-2	1988
29	vs. Mississippi Valley St.	29-0	1999
27*	vs. Kentucky	29-2	1941
26	vs. Mississippi Valley St.	27-1	1998
24	vs. Northwestern	27-3	1937
23	vs. Mississippi College	23-0	1991
23*	vs. LSU	26-3	1942
23	vs. UNC Charlotte	24-1	1999
23	vs. Arkansas-Little Rock	27-4	1999
23	vs. Jackson State	23-0	2000
23	vs. Alcorn State	27-4	2010
22	vs. Delta State	24-2	1990
22	vs. Quincy College	22-0	1986
22	vs. Livingston	26-4	1985
22	vs. Mississippi College	25-3	1978
22	vs. Arkansas-Little Rock	22-0	1999

* — SEC Game

VS. SEC OPPONENTS

27	vs. Kentucky	29-2	1941
23	vs. LSU	26-3	1942
19	at Vanderbilt	27-8	1956
19	vs. LSU	25-6	1934
18	vs. Georgia	25-7	1988
18	vs. Tulane	22-4	1958
18	vs. Florida	20-2	2000
17	at Ole Miss	17-0	1990
17	vs. Ole Miss	27-10	1983
16	at South Carolina	16-0	1998
16	vs. Georgia	22-6	1990
15	at Vanderbilt	19-4	1989
15	at Alabama	15-0	1982
15	at Ole Miss	21-6	1997

ALL OPPONENTS VS. MSU

22	at Florida State	2-24	1966
21*	at LSU	0-21	1946
20	at Vanderbilt	0-20	1923
19*	vs. Alabama	10-29	1943
19*	at Alabama	1-20	1946
18*	vs. Tennessee	4-22	1998
18*	at LSU	1-19	1946
18*	vs. Florida	0-18	2011
17*	vs. Alabama	0-17	1935
17*	South Carolina	3-20	2007
16*	at LSU	5-21	1940
15*	at Arkansas	1-16	1995
15	vs. Memphis	8-23	1962

* — SEC Game

SEC OPPONENTS VS. MSU

21	at LSU	0-21	1946
19	vs. Alabama	10-29	1943
19	at Alabama	1-20	1946
18	vs. Tennessee	4-22	1998
18	at LSU	1-19	1946
18	vs. Florida	0-18	2011
17	vs. Alabama	0-17	1935
17	vs. South Carolina	3-20	2007
16	at LSU	5-21	1940
16	vs. LSU	1-17	2011
15	at Arkansas	1-16	1995
14	at Auburn	5-19	1994
14	at Alabama	2-16	1982
14	vs. LSU	2-16	1951
14	at LSU	3-17	2010



YEARLY TEAM STATISTICS: BATTING

YEAR	G	AB	R	H	2B	3B	HR	RBI	AVG	BB	SO	SB-SBA	PO	A	E	FLD%
1976	45	1293	182	319	42	11	13	145	.247	164	152	50	1068	424	86	.946
1977	48	1591	372	522	90	23	26	331	.328	255	157	75	1155	444	69	.959
1978	56	1849	419	537	74	21	39	348	.290	297	222	138-162	1371	572	86	.958
1979	60	1998	473	622	109	33	36	426	.311	310	242	100-129	1501	649	102	.955
1980	50	1576	278	416	62	13	19	247	.264	259	219	83-99	1240	523	85	.954
1981	63	2088	515	637	120	18	77	458	.305	355	330	103-139	1552	667	90	.961
1982	51	1660	363	494	76	8	41	315	.298	266	224	68-89	1211	564	82	.956
1983	57	1949	515	614	117	17	72	461	.315	354	290	86-115	1415	710	95	.957
1984	61	2025	505	611	106	19	83	461	.302	345	304	74-102	1502	702	94	.959
1985	65	2130	504	628	135	13	74	444	.295	352	322	84-110	1593	682	110	.954
1986	55	1768	369	513	75	17	57	337	.290	291	315	87-110	1356	602	89	.957
1987	61	2085	429	625	117	14	69	396	.300	308	410	44-60	1554	671	78	.966
1988	64	2215	537	717	145	16	73	491	.324	324	420	51-71	1617	682	95	.960
1989	68	2451	618	778	157	11	96	549	.317	405	440	49-74	1804	779	104	.961
1990	71	2510	560	784	135	21	53	490	.312	362	437	98-139	1848	754	103	.962
1991	63	2091	428	595	121	11	47	371	.285	314	448	37-68	1631	682	89	.963
1992	62	2097	349	563	97	14	39	315	.268	298	410	49-75	1653	656	91	.962
1993	62	2125	394	633	128	18	68	370	.298	280	377	24-46	1602	686	84	.965
1994	59	2034	381	560	152	14	54	342	.275	287	434	40-68	1570	675	124	.948
1995	59	2037	398	575	130	20	51	349	.282	269	435	68-88	1532	663	111	.952
1996	62	2251	448	701	141	12	69	402	.311	267	403	56-85	1654	690	107	.956
1997	68	2482	633	823	128	20	83	575	.332	310	422	69-96	1801	708	107	.959
1998	65	2362	542	767	146	17	97	498	.325	263	395	75-89	1712	671	90	.964
1999	63	2349	596	787	156	19	82	541	. 335	300	427	37-50	1676	645	62	.974
2000	61	2203	513	682	142	26	69	459	.310	301	396	49-62	1625	632	84	.964
2001	63	2172	381	594	80	16	38	338	.273	297	423	52-74	1702	680	85	.966
2002	59	2103	446	637	125	11	46	411	.303	274	411	44-64	1551	657	79	.965
2003	63	2280	416	694	131	15	49	383	.304	222	436	56-74	1718	713	64	.974
2004	59	2126	379	660	106	15	59	354	.310	209	387	39-62	1589	620	87	.962
2005	64	2226	382	662	115	16	34	346	.297	226	422	35-49	1675	689	76	.969
2006	60	2172	438	668	127	11	55	397	.308	281	410	49-58	1600	651	92	.961
2007	60	2191	419	692	126	10	51	384	.316	205	401	42-63	1618	569	81	.964
2008	56	1979	351	571	103	6	53	313	.289	252	448	47-61	1481	602	76	.965
2009	54	1812	356	540	103	11	61	338	.298	250	461	72-93	1397	524	64	.969
2010	56	1923	412	569	112	13	68	378	.296	264	431	57-73	1459	632	90	.959
2011	63	2106	380	591	102	17	30	338	.281	265	414	89-120	1662	632	64	.973
2012	64	2085	287	524	97	5	21	255	.251	261	443	45-72	1755	786	81	.969
2013	71	2432	414	713	104	15	30	370	.293	287	433	59-79	1927	834	82	.971
2014	63	2094	311	575	70	9	16	282	.275	273	372	68-95	1714	766	48	.981
2015	54	1821	285	493	87	8	22	244	.271	253	315	47-62	1448	724	50	.977
2016	63	2216	405	682	132	17	47	376	.308	235	378	51-63	1701	682	61	.975

BOLD = SCHOOL RECORD

TEAM MVP - HITTING

YEAR	PLAYER, POS.	AVG.	HR	RBI	YEAR	PLAYER, POS.	AVG.	HR	RBI
1976	Mike Kelley, CF	.307	3	21	1997	Richard Lee, 1B	.362	19	90
1977	Nat Showalter, LF	.459	4	44	1998	Brian Wiese, OF	.412	14	57
1978	Del Bender, LF	.308	17	62	1999	Cliff Wren, 1B	.367	13	60
1979	Bob Kocol, RF	.366	8	65	2000	Travis Chapman, 3B	.350	7	63
1980	John McDonald, C	.294	3	39	2001	Jon Knott, OF	.359	8	41
1981	Mark Gillaspie, RF	.410	20	78	2002	Steve Gendron, OF	.351	2	48
1982	Bruce Castoria, 1B	.335	15	59	2003	Matthew Maniscalco, SS	.338	7	42
1983	Rafael Palmeiro, LF	.406	18	78	2004	Brad Corley, OF	.380	13	55
1984	Rafael Palmeiro, LF	.415	29	94	2005	Brad Corley, OF	.316	5	40
1985	Will Clark, 1B	.420	25	77	2006	Thomas Berkery, SS	.383	7	44
1986	Dan Paradoa, LF	.376	9	50	2007	Edward Easley, C	.358	12	63
1987	Dan Paradoa, LF	.347	7	40	2008	Tyler Moore, 1B	.299	14	46
1988	Pete Young, 3B	.338	12	53	2009	Connor Powers, 1B	.301	19	63
1989	Tommy Raffo, 1B	.383	22	80	2010	Connor Powers, 1B	.379	16	68
1990	Tommy Raffo, 1B	.358	13	69	2011	Jarrod Parks, 3B	.363	3	36
1991	Charlie Anderson, 2B	.275	7	49	2012	Adam Frazier, SS	.371	0	26
1992	Rex Buckner, RF	.297	13	50	2013	Hunter Renfroe, OF	.345	16	65
1993	Drew Williams, 1B	.319	8	52	2014	Brett Pirtle, 2B	.363	2	31
1994	Drew Williams, 3B	.300	16	69	2015	Jacob Robson, OF	.324	1	9
1995	David Hayman, OF	.298	17	55	2016	Jake Mangum, OF	.408	1	28
1996	Rob Hauswald, 2B	.354	16	63					

YEARLY TEAM STATISTICS: PITCHING



YEAR	G	W-L	PCT	ERA	SV	CG	SHO	IP	H	R-ER	BB	SO	HR	BK	HB	WP
1976	45	28-17	.622	2.88	4	21	8	356.0	313	155-114	174	249	15	—	—	13
1977	48	33-15	.688	3.65	7	20	4	385.0	335	214-156	189	275	34	—	—	19
1978	56	38-18	.679	4.18	8	24	0	457.0	460	280-212	215	268	51	—	—	14
1979	60	48-12	.800	3.40	13	25	6	500.1	437	258-189	254	327	30	—	—	26
1980	50	31-19	.620	3.33	7	19	6	413.1	389	207-153	167	237	24	—	—	18
1981	63	46-17	.730	4.21	7	42	2	517.1	563	310-242	224	341	37	—	—	34
1982	51	28-23	.549	4.48	6	17	5	403.2	418	268-201	187	218	32	—	—	28
1983	57	42-15	.737	4.60	10	13	4	471.2	520	320-241	220	271	33	—	—	32
1984	61	45-16	.738	4.17	6	24	2	500.2	503	297-232	240	369	42	—	—	40
1985	65	50-15	.769	3.34	11	20	8	531.0	491	267-197	234	410	38	—	—	34
1986	55	34-21	.618	4.28	6	10	4	452.0	485	282-215	173	370	48	—	—	30
1987	61	39-22	.639	4.86	8	13	6	517.0	538	322-279	244	399	58	6	13	48
1988	64	44-20	.688	3.91	17	2	5	539.0	545	298-234	237	440	37	6	26	32
1989	68	54-14	.794	3.73	13	3	8	601.1	580	315-249	256	414	41	8	15	40
1990	71	50-21	.704	3.78	12	12	10	616.0	567	314-259	244	454	45	5	35	27
1991	63	42-21	.667	3.77	13	5	5	543.2	515	278-228	261	450	42	3	38	37
1992	62	40-22	.645	3.22	12	10	9	551.0	509	261-197	209	504	28	2	34	47
1993	62	41-21	.661	3.74	14	9	5	534.0	533	284-222	235	455	35	3	25	59
1994	59	36-23	.610	4.16	18	8	4	523.1	529	334-242	239	479	29	3	32	36
1995	59	34-25	.576	3.58	9	9	6	510.2	521	278-203	194	454	19	2	28	65
1996	62	38-24	.613	4.00	10	14	1	551.1	590	326-245	226	527	45	6	47	47
1997	68	47-21	.691	5.07	16	5	1	600.1	668	416-338	268	655	78	6	26	70
1998	65	42-23	.646	4.97	21	1	4	570.2	627	373-315	233	564	78	7	25	60
1999	63	42-21	.666	4.08	11	5	6	558.2	534	292-252	265	582	39	4	36	58
2000	61	41-20	.683	4.79	15	3	4	541.2	554	331-288	253	502	40	6	43	5
2001	63	39-24	.619	3.73	13	1	8	567.1	534	283-235	210	539	38	9	55	42
2002	59	34-24	.586	4.30	7	1	8	517.0	534	305-247	182	406	38	8	50	42
2003	63	42-20	.677	3.58	10	4	4	572.2	528	281-228	233	493	33	16	46	36
2004	59	35-24	.593	4.47	9	2	3	529.2	548	314-263	183	428	42	6	35	34
2005	64	42-24	.656	3.51	12	5	3	558.1	569	274-218	199	431	42	8	41	39
2006	60	37-23	.617	4.22	10	5	1	533.1	572	302-250	162	409	49	8	48	32
2007	60	38-22	.633	4.86	18	3	1	539.1	637	350-291	166	496	53	12	50	32
2008	56	23-33	.411	6.82	8	1	2	493.2	595	441-374	274	451	61	5	59	54
2009	54	25-29	.463	6.57	12	5	1	465.2	566	387-340	246	365	66	7	63	52
2010	56	23-33	.411	6.90	7	4	1	486.1	628	440-373	253	387	62	5	60	52
2011	63	38-25	.603	4.39	16	1	6	554.0	572	311-270	227	481	37	5	44	63
2012	64	40-24	.625	2.58	21	3	6	585.0	516	219-168	181	536	17	6	55	40
2013	71	51-20	.718	2.79	24	3	6	642.1	533	255-199	234	588	21	5	68	34
2014	63	39-24	.619	3.06	16	4	8	571.1	514	228-194	211	513	13	6	60	70
2015	54	24-30	.444	4.51	9	5	0	482.2	495	279-242	199	395	39	1	62	52
2016	63	44-18	.698	3.35	19	5	9	567.0	525	249-211	208	576	29	6	59	49

BOLD = SCHOOL RECORD

TEAM MVP - PITCHING

YEAR	PITCHER	W-L	ERA	K	YEAR	PITCHER	W-L	ERA	K
1976	Don Robinson	8-4	2.50	78	1997	Van Johnson	5-4, 13 Saves	4.21	90
1977	Jack Lazorko	10-3	2.74	55	1998	Jeremy Jackson	10-3	4.61	91
1978	Jack Lazorko	8-2	2.92	32	1999	Hank Thoms	7-6	2.66	121
1979	Ken Kurtz	12-2	2.09	100	2000	Kevin Donovan	7-5	4.20	98
1980	Perry Cliburn	5-3	1.79	40	2001	Tanner Brock	7-2	4.44	72
1981	Don Mundie	14-5	3.60	91	2002	Paul Maholm	10-3	3.43	77
1982	Hans Herzog	8-4	3.87	34	2003	Paul Maholm	9-2	2.76	101
1983	Hans Herzog	12-3	4.96	61	2004	Jeff Lacher	5-6	4.08	56
1984	Jeff Brantley	13-3	2.65	115	2005	Alan Johnson	5-6	4.15	70
1985	Jeff Brantley	18-2	2.29	136	2006	Justin Pigott	7-1, 2 Saves	1.66	41
1986	Will McRaney	7-5	2.95	62	2007	Justin Pigott	7-7	4.51	76
1987	Mike Martin	11-5	4.11	80	2008	Aaron Weatherford	3-1, 7 Saves	0.85	62
1988	Terry Ellis	10-4	4.70	61	2009	Nick Routt	5-3	4.15	87
1989	Bobby Reed	12-3	3.72	54	2010	Chris Stratton	5-3	5.29	76
1990	Bobby Reed	15-4	3.01	98	2011	Caleb Reed	1-2, 12 Saves	1.55	66
1991	B.J. Wallace	10-5	3.78	104	2012	Chris Stratton	11-2	2.38	127
1992	B.J. Wallace	9-3	2.69	145	2013	Ross Mitchell	13-0	1.53	44
1993	Carlton Loewer	9-3	3.07	101	2014	Jacob Lindgren	6-1	0.81	100
1994	Gary Rath	10-3	1.71	141	2015	Austin Sexton	4-4	3.77	61
1995	Eric DuBose	8-4	3.28	109	2016	Dakota Hudson	9-5	2.55	115
1996	Eric DuBose	10-4	3.11	174					



YEAR-BY-YEAR TEAM RECORD

YEAR	COACH	ALL GAMES				CONFERENCE				CHAMPIONSHIPS/POSTSEASON
		W	L	T	PCT.	W	L	T	PCT.	
1885	None	3	0	0	1.000					
1886	None	2	0	0	1.000					
1887	None	2	0	0	1.000					
1888	None	5	1	0	.833					
1889	G.C. Creelman	3	0	0	1.000					
1890	G.C. Creelman	4	0	0	1.000					
1891	G.C. Creelman	3	0	0	1.000					
1892	G.C. Creelman	2	0	0	1.000					
1893	G.C. Creelman	2	0	2	.750					
1894		----- NO TEAM -----								
1895	G.C. Creelman	1	0	1	.750					
1896	G.C. Creelman	0	2	0	.000					
1897	None	2	1	0	.667					
1898		----- NO TEAM -----								
1899	None	1	1	0	.500					
1900		----- NO TEAM -----								
1901		----- NO TEAM -----								
1902	S.W. Scales	5	1	0	.833					
1903	None	9	3	0	.750					
1904	None	6	5	0	.545	4	5	0	.444	
1905	S.A. Jehl	11	5	0	.688	4	2	0	.667	
1906	Bert Noblett	9	8	1	.528	3	2	1	.583	
1907	F.P. Plass	8	6	0	.571	1	5	0	.167	
1908	F.P. Plass	19	13	2	.588	4	7	0	.364	
1909	Dolly Stark	22	4	0	.846	^10	2	0	.833	Southern Intercollegiate Athletic Assoc.
1910	W.D. Chadwick	16	11	0	.593	2	5	0	.286	
1911	W.D. Chadwick	16	7	0	.696	^10	6	0	.625	Southern Intercollegiate Athletic Assoc.
1912	W.D. Chadwick	14	8	1	.630	7	7	0	.500	
1913	W.D. Chadwick	15	11	2	.625	8	6	1	.567	
1914	W.D. Chadwick	11	9	2	.545	5	6	1	.458	
1915	W.D. Chadwick	12	9	2	.565	8	6	2	.563	
1916	W.D. Chadwick	11	7	0	.611	6	6	0	.500	
1917	W.D. Chadwick	14	3	2	.789	9	1	2	.833	
1918	W.D. Chadwick	10	8	0	.556	^4	7	0	.364	Southern Intercollegiate Athletic Assoc.
1919	S.L. Robinson	13	6	0	.611	6	4	0	.600	
1920	C.R. (Dudy) Noble	8	8	0	.500	6	6	0	.500	
1921	C.R. (Dudy) Noble	13	8	0	.619	^6	6	0	.500	Southern Intercollegiate Athletic Assoc.
1922	C.R. (Dudy) Noble	16	6	3	.700	^7	1	1	.833	Southern Intercollegiate Athletic Assoc.
1923	C.R. (Dudy) Noble	14	9	0	.609	11	7	0	.611	
1924	C.R. (Dudy) Noble	17	7	0	.708	^12	3	0	.800	Southern Intercollegiate Athletic Assoc.
1925	C.R. (Dudy) Noble	19	7	0	.731	9	5	0	.643	
1926	C.R. (Dudy) Noble	18	12	0	.600	10	8	0	.556	
1927	C.R. (Dudy) Noble	13	8	1	.614	9	7	0	.563	
1928	C.R. (Dudy) Noble	12	8	0	.600	7	6	0	.538	
1929	C.R. (Dudy) Noble	9	6	3	.583	3	5	0	.375	
1930	C.R. (Dudy) Noble	12	12	0	.500	6	7	0	.462	
1931	C.R. (Dudy) Noble	12	9	0	.571	8	5	0	.615	
1932	C.R. (Dudy) Noble	8	10	0	.444	6	8	0	.429	
1933	C.R. (Dudy) Noble	10	5	0	.667	5	3	0	.625	----- FIRST YEAR IN SEC -----
1934	C.R. (Dudy) Noble	9	5	0	.688	8	4	0	.667	
1935	C.R. (Dudy) Noble	8	3	0	.727	8	3	0	.727	
1936	C.R. (Dudy) Noble	8	5	1	.607	6	4	1	.600	
1937	C.R. (Dudy) Noble	11	4	0	.800	8	3	0	.727	
1938	C.R. (Dudy) Noble	5	7	0	.417	3	7	0	.300	
1939	C.R. (Dudy) Noble	7	10	0	.412	3	10	0	.231	
1940	C.R. (Dudy) Noble	5	9	0	.357	4	7	0	.364	
1941	C.R. (Dudy) Noble	8	9	0	.471	7	8	0	.467	
1942	C.R. (Dudy) Noble	8	6	1	.567	7	6	1	.462	
1943	C.R. (Dudy) Noble	3	9	0	.250	3	9	0	.250	
1944		----- NO TEAM -----								
1945		----- NO TEAM -----								
1946	C.R. (Dudy) Noble	2	10	0	.200	2	9	0	.182	
1947	C.R. (Dudy) Noble	8	8	0	.500	7	8	0	.467	
1948	R.P. Patty	17	6	0	.680	*12	5	0	.706	SEC Champion
1949	R.P. Patty	19	6	0	.760	*13	3	0	.813	SEC Champion/NCAA District Playoffs
1950	R.P. Patty	13	6	0	.684	9	5	0	.643	
1951	R.P. Patty	11	9	0	.550	6	9	0	.400	
1952	R.P. Patty	12	11	0	.522	6	9	0	.400	
1953	R.P. Patty	15	7	0	.682	12	3	0	.800	NCAA District Playoffs
1954	R.P. Patty	9	7	0	.563	7	7	0	.500	

YEAR-BY-YEAR TEAM RECORD



YEAR	COACH	ALL GAMES				CONFERENCE				CHAMPIONSHIPS/POSTSEASON
		W	L	T	PCT.	W	L	T	PCT.	
1955	R.P. Patty	9	10	0	.474	7	9	0	.438	
1956	R.P. Patty	11	9	0	.550	6	9	0	.400	
1957	Paul E. Gregory	13	5	0	.722	10	5	0	.667	
1958	Paul E. Gregory	14	10	0	.583	8	6	0	.571	
1959	Paul E. Gregory	12	13	0	.480	5	10	0	.333	
1960	Paul E. Gregory	16	11	0	.593	8	8	0	.500	
1961	Paul E. Gregory	12	7	0	.632	7	6	0	.538	
1962	Paul E. Gregory	21	5	1	.796	14	1	1	.906	
1963	Paul E. Gregory	17	11	0	.607	9	7	0	.563	
1964	Paul E. Gregory	17	12	0	.586	7	7	0	.500	
1965	Paul E. Gregory	16	10	0	.615	*11	4	0	.733	SEC Champion/NCAA District Playoffs
1966	Paul E. Gregory	20	11	0	.645	*11	4	0	.733	SEC Champion/NCAA District Playoffs
1967	Paul E. Gregory	17	14	0	.548	9	9	0	.500	
1968	Paul E. Gregory	16	17	0	.485	7	10	0	.412	
1969	Paul E. Gregory	20	10	0	.667	11	7	0	.611	
1970	Paul E. Gregory	32	8	0	.800	*11	4	0	.733	SEC Champion/NCAA District Playoffs
1971	Paul E. Gregory	\$32	12	0	.727	*13	5	0	.722	SEC Champ./NCAA District Playoffs/CWS
1972	Paul E. Gregory	24	16	0	.600	7	11	0	.389	
1973	Paul E. Gregory	16	14	1	.532	5	9	0	.357	
1974	Paul E. Gregory	13	14	0	.481	8	9	0	.471	
1975	Jimmy Bragan	16	24	0	.400	6	16	0	.273	
1976	Ron Polk	28	17	0	.622	11	12	0	.478	
1977	Ron Polk	33	15	0	.688	11	9	0	.550	
1978	Ron Polk	38	18	0	.679	13	8	0	.619	NCAA Regional
1979	Ron Polk	\$48	12	0	.800	*+17	2	0	.895	SEC & SECT Champ./NCAA Regional/CWS
1980	Ron Polk	31	19	0	.620	10	11	0	.476	
1981	Ron Polk	\$46	17	0	.730	17	6	0	.739	NCAA Regional/College World Series
1982	Ron Polk	28	23	0	.549	11	13	0	.458	
1983	Ron Polk	42	15	0	.737	17	5	0	.773	NCAA Regional
1984	Ron Polk	45	16	0	.738	18	5	0	.783	NCAA Regional
1985	Ron Polk	\$50	15	0	.769	*+16	8	0	.667	SEC & SECT Champ./NCAA Regional/CWS
1986	Ron Polk	34	21	0	.618	12	15	0	.444	
1987	Ron Polk	39	22	0	.639	*+13	13	0	.500	SEC & SECT Champ./NCAA Regional
1988	Ron Polk	44	20	0	.688	17	10	0	.630	NCAA Regional
1989	Ron Polk	54	14	0	.794	*20	5	0	.800	SEC Champ./NCAA Regional
1990	Ron Polk	\$50	21	0	.704	+17	9	0	.654	SECT Champion/NCAA Regional/CWS
1991	Ron Polk	42	21	0	.667	12	9	0	.571	NCAA Regional
1992	Ron Polk	40	22	0	.645	15	9	0	.625	NCAA Regional
1993	Ron Polk	41	21	0	.661	17	12	0	.586	NCAA Regional
1994	Ron Polk	36	23	0	.610	15	12	0	.556	
1995	Ron Polk	34	25	0	.576	11	16	0	.407	
1996	Ron Polk	38	24	0	.613	17	13	0	.567	NCAA Regional
1997	Ron Polk	\$47	21	0	.691	19	11	0	.633	NCAA Regional/College World Series
1998	Pat McMahon	\$42	23	0	.646	14	15	0	.483	NCAA Regional/College World Series
1999	Pat McMahon	42	21	0	.666	15	14	0	.517	NCAA Regional
2000	Pat McMahon	41	20	0	.672	17	10	0	.630	NCAA Regional/Super Regional
2001	Pat McMahon	39	24	0	.619	+17	13	0	.567	SECT Champ./NCAA Regional/Super Regional
2002	Ron Polk	34	24	1	.585	14	15	0	.483	
2003	Ron Polk	42	20	1	.645	17	12	0	.586	NCAA Regional
2004	Ron Polk	35	24	0	.593	13	17	0	.433	NCAA Regional
2005	Ron Polk	42	22	0	.656	+13	16	0	.448	SECT Champion/NCAA Regional
2006	Ron Polk	37	23	0	.617	12	17	0	.414	NCAA Regional
2007	Ron Polk	\$38	22	0	.633	15	13	0	.536	NCAA Regional/Super Regional/CWS
2008	Ron Polk	23	33	0	.411	9	21	0	.300	
2009	John Cohen	25	29	0	.463	9	20	0	.310	
2010	John Cohen	23	33	0	.411	6	24	0	.200	
2011	John Cohen	38	25	0	.603	14	16	0	.467	NCAA Regional/Super Regional
2012	John Cohen	40	24	0	.625	+16	14	0	.533	SECT Champion/NCAA Regional
2013	John Cohen	\$51	20	0	.718	16	14	0	.533	NCAA Regional/Super Regional/CWS Finalist
2014	John Cohen	39	24	0	.619	18	12	0	.600	NCAA Regional
2015	John Cohen	24	30	0	.444	8	22	0	.267	
2016	John Cohen	44	18	0	.698	*21	9	0	.700	SEC Champ./NCAA Regional/Super Regional
ALL-TIME TOTALS		2561	1505	28	.626	906	785	3	.535	9 CWS/ 35 NCAA Tourn./11 SEC/7 SECT

Bold = NCAA Tournament; * SEC Champion; + SEC Tournament Champion; \$ - NCAA College World Series
 ^ Southern Intercollegiate Athletic Association Championship

NOTE: SEC baseball competition began in 1933; the first SEC baseball tournament was held in 1977; Conference all-time total at bottom is SEC only.



MISC. TEAM INFO

ALL-TIME MSU COACHING RECORDS

COACH	TENURE	SEASONS	OVERALL		CONFERENCE	
			W-L-T	PCT.	W-L	PCT.
—	1885-88	4	12-1	.923	—	—
G.C. Creelman	1889-96	7	15-2-3	.825	—	—
—	1897,1899	2	3-2	.600	—	—
S.W. Scales	1902	1	5-1	.833	—	—
—	1903-04	2	15-8	.652	4-5	.444
S.A. Jehl	1905	1	11-5	.688	4-2	.667
Bert Noblett	1906	1	9-8-1	.528	3-2-1	.583
F.P. Plass	1907-08	2	27-19-2	.583	5-12	.294
Dolly Stark	1909	1	22-4	.846	10-2	.833
W.D. Chadwick	1910-18	9	119-73-9	.619	59-50-6	.539
S.L. Robinson	1919	1	13-6	.684	6-4	.600
C.R. "Dudy" Noble	1920-47	26	263-200-9	.569	171-155-3	.521
R.P. "Doc" Patty	1948-56	9	116-71	.620	78-59	.569
Paul E. Gregory	1957-74	18	328-200-2	.621	161-122-1	.569
Jimmy Bragan	1975	1	16-24	.400	6-16	.273
Ron Polk	1976-97	22	888-422	.678	326-213	.605
Pat McMahon	1998-2001	4	164-88	.651	63-52	.548
Ron Polk	2002-08	7	251-168-2	.599	93-111	.456
John Cohen	2009-Present	8	284-203-1	.582	108-131	.452
16 COACHES	1885-PRESENT	126	2561-1505-29*	.628	1096-937-9^	.537

* Includes eight seasons with no head coach (1885-88, 1897, 1899, 1903-04)

^ MSU was a member of the Southern Intercollegiate Athletic Association (1904-1922) and the Southern Conference (1922-1932) prior to becoming a charter member of the Southeastern Conference in 1933.

MSU IN THE FINAL POLLS

YEAR	RECORD	CB	BA	D1	COACHES	NCBWA	PG
1962	21-5	14	—	—	—	—	—
1965	16-10	29	—	—	—	—	—
1966	20-11	26	—	—	—	—	—
1970	32-8	10	—	—	—	—	—
1971	32-12	7	—	—	—	—	—
1978	38-18	14	—	—	—	—	—
1979	48-12	6	—	—	—	—	—
1981	46-17	6	8	—	—	—	—
1983	42-15	12	13	—	—	—	—
1984	45-16	10	7	—	—	—	—
1985	50-15	4	3	—	—	—	—
1987	39-22	NR	23	—	—	—	—
1988	44-20	23	12	—	—	—	—
1989	54-14	10	6	—	—	—	—
1990	50-21	5	7	—	—	—	—
1991	42-21	22	NR	—	—	—	—
1992	40-22	21	NR	—	21	—	—
1993	41-21	25	NR	—	21	—	—
1996	38-24	27	NR	—	24	—	—
1997	47-21	6	7	—	6	—	—
1998	42-23	6	14	—	6	—	—
1999	42-21	30	NR	—	24	—	—
2000	41-20	15	15	—	14	—	—
2001	39-24	14	19	—	17	—	—
2003	42-20-1	24	24	—	19	21	—
2005	42-22	NR	22	—	19	33	—
2007	38-22	8	8	—	8	9	—
2011	38-25	15	17	—	15	19	16
2012	40-24	24	22	—	NR	30	22
2013	51-20	2	2	—	2	2	2
2014	39-24	28	NR	—	NR	28	NR
2015	24-30	NR	NR	NR	NR	NR	NR
2016	44-18-1	10	10	10	11	11	9

BOLD = Highest Final Ranking That Season Out Of All The Polls

NR - Not Ranked

CB = Collegiate Baseball

Coaches = USA Today Coaches Poll

PG = Perfect Game

BA = Baseball America

NCBWA = National Collegiate Baseball Writers Association

D1 = D1Baseball.com

SEC SERIES SWEEPS

MSU AT HOME VS.

Alabama	May 4-5, 2013
Arkansas	May 19-21, 2016
Auburn	March 25-27, 2011
Florida	April 22-23, 1989
Georgia	April 24-26, 1998
Kentucky	May 17-19, 2012
LSU	April 20-21, 1985
Ole Miss	May 18-19, 2002
Missouri	May 5-7, 2016
South Carolina	Never
Tennessee	April 19-21, 2012
Texas A&M	Never
Vanderbilt	March 11-12, 2000

MSU ON THE ROAD VS.

Alabama	May 21-23, 2004
Arkansas	March 21-23, 2003
Auburn	May 13-15, 2016
Florida	Never
Georgia	March 28-30, 1997
Kentucky	April 1-3, 1994
LSU	April 18-19, 1981
Missouri	April 18-20, 2014
Ole Miss	March 28-30, 2003
South Carolina	Never
Tennessee	May 6-8, 2011
Texas A&M	April 12-14, 2013
Vanderbilt	April 20-21, 1991

SEC OPPONENTS VS. MSU

AT DUDY NOBLE FIELD

Alabama	Never
Arkansas	April 9-11, 2010
Auburn	March 21-22, 1987
Florida	April 17-19, 2015
Georgia	May 7-9, 2004
Kentucky	Never
LSU	April 4-5, 1975
Ole Miss	April 30-May 2, 2010
Missouri	Never
South Carolina	Never
Tennessee	Never
Texas A&M	April 15-17, 2016
Vanderbilt	May 14-16, 2010

SEC OPPONENTS VS.

MSU ON THE ROAD

Alabama	April 23-25, 2010
Arkansas	April 30-May 2, 1999
Auburn	May 7-9, 2010
Florida	March 19-21, 2010
Georgia	April 1-3, 2011
Kentucky	May 12-14, 2006
LSU	April 4-6, 2014
Ole Miss	May 7-9, 2015
Missouri	Never
So. Carolina	April 13-15, 2012
Tennessee	May 14-16, 2015
Texas A&M	Never
Vanderbilt	April 26-28, 2013



A MISSISSIPPI STATE TEAM

Won 15+ Consecutive Games	Feb. 15-March 8, 2013 (17)
Won 10+ Consecutive Games	April 30-May 25, 2016 (12)
Won 10+ Consecutive SEC Games	April 30-May 25, 2016 (12)
Won 5+ Consecutive SEC Games	April 30-May 25, 2016 (12)
Lost 5+ Consecutive Games	May 7-16, 2015 (6)
Lost 5+ Consecutive SEC Games	May 7-16, 2015 (6)
Swept A Three-Game Series	May 19-21, 2016 vs. Arkansas
At Home	May 19-21, 2016 vs. Arkansas
On The Road	May 13-15, 2016 at Auburn
Was Swept In A Three-Game Series	April 15-17, 2016 vs. Texas A&M
At Home	April 15-17, 2016 vs. Texas A&M
On The Road	May 14-16, 2015 at Tennessee
Swept A Non-Conference Series	March 11-13, 2016 vs. Oregon (3-0)
At Home	March 11-13, 2016 vs. Oregon (3-0)
On The Road	June 8-9, 2016 at Virginia (2-0)
Was Swept In A Non-Conference Series	June 10-11, 2016 vs. Arizona (0-2)
At Home	June 10-11, 2016 vs. Arizona (0-2)
On The Road	March 13-14, 2012 at Southeastern Louisiana (0-2)
Swept An SEC Series	May 19-21, 2016 vs. Arkansas
At Home	May 19-21, 2016 vs. Arkansas
On The Road	May 13-15, 2016 at Auburn
Was Swept In An SEC Series	April 15-17, 2016 vs. Texas A&M
At Home	April 15-17, 2016 vs. Texas A&M
On The Road	May 14-16, 2015 at Tennessee
Played An Extra-Inning Game	June 11, 2016 vs. Arizona (L, 5-6 in 11)
Won An Extra-Inning Game	April 20, 2016 vs. ULM (W, 1-0 in 14)
Lost An Extra-Inning Game	June 11, 2016 vs. Arizona (L, 5-6 in 11)
Played Consecutive Extra-Inning Games	May 10-11, 2014 vs. Tennessee (W, 1-0 in 10 innings/W, 4-3 in 12 innings)
Won on a Walk-Off	April 20, 2015 vs. ULM (W, 1-0 in 14)
Won Consecutive Games Via A Walk-Off	May 10-11, 2014 vs. Tennessee

A MISSISSIPPI STATE OFFENSE

Scored 20+ Runs	April 20, 2010 vs. Alcorn State (27)
Scored 15+ Runs	May 14, 2016 at Auburn (16)
Scored 10+ Runs In An Inning	May 3, 2011 at South Alabama (10 in 7th)
Scored 9+ Runs In An Inning	Feb. 21, 2015 vs. Alabama A&M (9 in 2nd)
Scored 8+ Runs In An Inning	March 1, 2016 vs. Alcorn State (8 in 1st)
Had 20+ Hits	May 14, 2016 at Auburn (21)
Had 6+ Home Runs	March 18, 2008 at UAB (6)
Had 5+ Home Runs	May 2, 2009 vs. Alabama (5)
Hit Back-To-Back Home Runs	May 14, 2016 at Auburn (Gavin Collins and Brent Rooker)
Hit Back-To-Back-To-Back Home Runs	May 2, 2009 vs. Alabama (Russ Sneed, Connor Powers and Ryan Duffy)
Had 3+ Triples	March 14, 2004 vs. Southern Cal
Had 8+ Doubles	May 14, 2016 at Auburn (8)
Had 7+ Doubles	May 14, 2016 at Auburn (8)
Had 6+ Doubles	May 14, 2016 at Auburn (8)
Had 10+ Walks	March 26, 2016 vs. Georgia (12)
Stole 9+ Bases	March 28, 1995 vs. Jackson State (9)
Stole 8+ Bases	Feb. 21, 2014 vs. Holy Cross (8)
Had Less Than 2 Strikeouts	May 14, 2016 at Auburn (0)
Was Shut Out	June 10, 2016 vs. Arizona (0-1)
At Home	June 10, 2016 vs. Arizona (0-1)
On The Road	March 24, 2015 vs. Southern Miss (0-3)
In Back-To-Back Games	March 27-28, 2015 vs. Auburn (0-5, 0-4)
In Three Straight Games	March 24-28, 2015 vs. Southern Miss (0-3) and Auburn (0-5, 0-4)

A MISSISSIPPI STATE DEFENSE

Turned A Triple Play	March 9, 1991 vs. Auburn-Montgomery
Had 5+ Errors	March 18, 2011 at Vanderbilt (5)



THE LAST TIME...

A MISSISSIPPI STATE PITCHING STAFF

Held Opponent To 1 Hit	Feb. 18, 2011 vs. Akron
Held Opponent To 2 Hits	June 5, 2016 vs. Louisiana Tech
Struck Out 20+ Batters	Not Since At Least 2004
Struck Out 15+ Batters	June 11, 2016 vs. Arizona (15)
Did Not Issue A Walk	May 25, 2016 vs. Alabama
Shut Out An Opponent	June 5, 2016 vs. Louisiana Tech (4-0 in Starkville Regional)
At Home	June 5, 2016 vs. Louisiana Tech (4-0 in Starkville Regional)
On The Road	May 13, 2016 at Auburn (4-0)
Shut Out An SEC Opponent	May 19, 2016 vs. Arkansas (7-0)
At Home	May 19, 2016 vs. Arkansas (7-0)
On The Road	May 13, 2016 at Auburn (4-0)
Recorded Back-To-Back Shutouts	Feb. 28-March 1, 2016 vs. Nicholls State (8-0) and Alcorn State (14-0)

A MISSISSIPPI STATE BATTER HAD

The Cycle	Brad Freeman vs. South Alabama, Feb. 17, 1998
8+ At-Bats	Adam Frazier & Brett Pirtle vs. Missouri, May 21, 2013 (8)
Walk-Off Hit	Jake Mangum vs. ULM on April 20, 2016
6+ Hits	Adam Frazier vs. Virginia, June 8, 2013 (6)
5+ Hits	Jake Mangum vs. Arkansas, May 19, 2016 (5)
4+ Hits	Gavin Collins vs. Alabama, May 25, 2016 (4)
2+ Hits In An Inning	Jack Kruger vs. Alcorn State on March 1, 2016 (2)
5+ Runs	Jon Knott vs. Arkansas-Little Rock, Feb. 28, 1999 (5)
4+ Runs	Jake Mangum at Auburn, May 14, 2016 (4)
3+ Doubles	Jet Butler vs. Valparaiso, March 11, 2009 (3)
2+ Triples	C.T. Bradford at Arizona, March 9, 2014 (2)
2 Grand Slams	Never
A Grand Slam	Nathaniel Lowe at LSU, April 22, 2016
A Pinch Hit Grand Slam	Never
3+ Home Runs	Ryan Duffy vs. Jackson State, April 6, 2010 (3)
2+ Home Runs	Brent Rooker vs. Arizona, June 11, 2016 (2)
Inside-The-Park Home Run	Jack Kruger vs. Southeast Missouri, June 3, 2016
Pinch Hit Home Run	Luke Alexander vs. Memphis, April 13, 2016
Leadoff Home Run	Brent Rooker vs. Arizona, June 11, 2016 (4th inning)
Walk-Off Home Run	Wes Rea vs. South Alabama, April 10, 2012
10+ RBIs	Jason Nappi at UAB, March 18, 2008 (11)
9+ RBIs	Ryan Duffy vs. Jackson State, April 6, 2010 (9)
8+ RBIs	Ryan Duffy vs. Jackson State, April 6, 2010 (9)
7+ RBIs	Nathaniel Lowe vs. Eastern Kentucky, March 15, 2016 (7)
10+ Total Bases	Brent Rooker at Auburn, May 14, 2016 (10)
4+ Walks	Seth Heck vs. Marshall, Feb. 21, 2015 (4)
3+ Walks	Gavin Collins and John Holland vs. Georgia, March 26, 2016 (3)
4+ Stolen Bases	Derrick Armstrong vs. Michigan State, March 1, 2014 (4)
3+ Stolen Bases	Jacob Robson vs. Marshall, Feb. 20, 2015 (3)
A Steal Of Home	Hunter Stovall vs. Alcorn State, March 1, 2016
3+ Hit By Pitches	Brett Pirtle vs. Alabama, May 5, 2013 (3)

A MISSISSIPPI STATE PITCHER HAD

A Perfect Game	J.T. Peatross vs. Mississippi College, April 6, 1918
A No-Hitter	Gene Morgan vs. Hawaii-Hilo, April 6, 1985
A Complete Game	Dakota Hudson vs. Arkansas, May 19, 2016 (7-0)
A Complete-Game Shutout	Dakota Hudson vs. Arkansas, May 19, 2016 (7-0)
At Home	Dakota Hudson vs. Arkansas, May 19, 2016 (7-0)
On The Road	Dakota Hudson at Auburn, May 13, 2016 (4-0)
In The SEC	Dakota Hudson vs. Arkansas, May 19, 2016 (7-0)
As a Freshman	Scott Tanksley vs. Mississippi College, April 20, 1993 (6-0)
In The Postseason	B.J. Wallace vs. Nicholls State, May 21, 1992 (1-0)
A Complete-Game 1-Hitter	Unknown
A Complete-Game 2-Hitter	Ricky Bowen vs. Ole Miss, March 16, 2008
Consecutive Complete Games	Dakota Hudson, May 13-19, 2016 (2 - at Auburn, vs. Arkansas)
15+ Strikeouts	Chris Stratton at LSU, March 16, 2012 (17)
10+ Strikeouts	Zac Houston vs. Louisiana Tech, June 5, 2016 (10)
Recorded Two Saves In One Day	Trevor Fitts vs. Marshall and Alabama A&M, Feb. 22, 2015

A MISSISSIPPI STATE CATCHER

Threw Out 3 Base Runners	Gavin Collins vs. Eastern Illinois, March 1, 2014 (3)
--------------------------------	---



ALL-AMERICANS (43 PLAYERS, 56 HONORS)

YEAR	POS.	PLAYER	HONOR
1949	OF	Lee Watts	ABCA (Second Team)
1962	P	Frank Montgomery	ABCA (First Team)
1966	OF	Del Unser	Sporting News (First Team)
1971	SS	Bobby Croswell	Sporting News (HM)
	OF	Dave Phares	Sporting News (HM)
	3B	Phil Still	ABCA, Sporting News (First Team)
1977	OF	Nat Showalter	ABCA, Sporting News (First Team)
1979	OF	Mike Kelley	ABCA (First Team)
	P	Ken Kurtz	ABCA (First Team)
1981	OF	Mark Gillaspie	ABCA, Baseball America (First Team)
	1B	Bruce Castoria	ABCA (First Team)
1983	DH	Rafael Palmeiro	ABCA (First Team)
	OF	Brad Winkler	ABCA (First Team)
1984	1B	Will Clark	ABCA (First Team)
	OF	Rafael Palmeiro	CONSENSUS FIRST TEAM
1985	P	Jeff Brantley	Sporting News (First Team)
	1B	Will Clark	CONSENSUS FIRST TEAM
	OF	Rafael Palmeiro	Sporting News (First Team)
1988	UTL	Pete Young	ABCA (Second Team)
1989	1B	Tommy Raffo	Baseball America (Second Team)
	UTL	Pete Young	ABCA (First Team)
1990	1B	Tommy Raffo	ABCA (Second Team)
1992	P	B.J. Wallace	Baseball America (Second Team)
			Collegiate Baseball (Third Team)
	P	Jon Harden	ABCA (Third Team)
	P	Carlton Loewer	ABCA (Third Team)
1993	SS	Paul Petruilis	NCBWA (Third Team)
	OF	Ricky Joe Redd	NCBWA (Third Team)
1994	P	Gary Rath	Baseball America (Second Team)
			ABCA (Second Team)
			NCBWA (Second Team)
			Collegiate Baseball (Second Team)
1996	P	Eric DuBose	ABCA (Second Team)
			Baseball America (Second Team)
			Mizuno (Third Team)
	DH	Rob Hauswald	ABCA (Second Team)
1997	P	Eric DuBose	NCBWA (Third Team)
	P	Van Johnson	NCBWA (Second Team)
			ABCA (Second Team)
1998	2B	Brad Freeman	NCBWA (Second Team)
	OF	Brian Wiese	NCBWA (First Team)
2002	P	Paul Maholm	NCBWA (Third Team)
2003	P	Paul Maholm	Collegiate Baseball (Third Team)
			NCBWA (Third Team)
2004	OF	Brad Corley	Baseball America (Second Team)
			USA Today/Sports Weekly (Second Team)
			Collegiate Baseball (Third Team)
			ABCA (Third Team)
2006	SS	Thomas Berkery	Collegiate Baseball (Second Team)
			Rivals.com (HM)
2007	C	Edward Easley	ABCA (Second Team)
			NCBWA (Second Team)
			Collegiate Baseball (Second Team)
			Rivals.com (Second Team)
	SS	Brandon Turner	NCBWA (Second Team)
2012	P	Chris Stratton	CONSENSUS FIRST TEAM
2013	OF	Hunter Renfroe	CONSENSUS FIRST TEAM
	P	Jonathan Holder	Louisville Slugger (First Team)
			Baseball America (First Team)
			NCBWA (First Team)
			College Baseball Insider (Second Team)
	SS	Adam Frazier	Perfect Game (Second Team)
	P	Ross Mitchell	NCBWA (Second Team)
			Louisville Slugger (Third Team)
	P	Chad Girodo	College Baseball Insider (HM)
2014	P	Jacob Lindgren	Baseball America (First Team)
			Perfect Game (First Team)
			NCBWA (Second Team)
2016	P	Dakota Hudson	Louisville Slugger (Second Team)
			Baseball America (Second Team)
			NCBWA (Second Team)
			ABCA/Rawlings (Third Team)
			D1 Baseball (Third Team)
	1B	Nathaniel Lowe	Louisville Slugger (Second Team)
	OF	Jake Mangum	NCBWA (Second Team)
			Baseball America (Third Team)
			ABCA/Rawlings (Third Team)

FRESHMAN ALL-AMERICANS (33 PLAYERS)

YEAR	POS.	PLAYER	HONOR
1983	OF	Rafael Palmeiro	Collegiate Baseball
1986	SS	Brad Hildreth	Baseball America
1987	3B	Pete Young	Baseball America
1988	P	Bobby Reed	Baseball America
1989	P	Chris George	Baseball America
1991	2B	Paul Petruilis	Baseball America
	P	Jay Powell	Baseball America
1993	OF	David Hayman	Mizuno
	P	Scott Tanksley	Mizuno
1995	P	Eric DuBose	Baseball America, Mizuno
	DH	Rob Hauswald	Mizuno (HM)
	P	Scott Polk	Mizuno (HM)
	3B	Richard Lee	Mizuno (HM)
1997	2B	Travis Chapman	Mizuno (Third Team)
1998	P	Mark Freed	Louisville Slugger (HM)
	DH	Jon Knott	Louisville Slugger
2000	SS	Matthew Maniscalco	Louisville Slugger
	P	Chris Young	Louisville Slugger (HM)
2001	1B	Matthew Brinson	Louisville Slugger (HM)
	DH	Brent Lewis	Louisville Slugger (HM)
	P	Paul Maholm	Louisville Slugger
	3B	Steve Gendron	Louisville Slugger (HM)
2002	OF	Jon Mungle	Louisville Slugger (HM)
2003	P	Jamie Gant	Louisville Slugger (HM)
2005	P	Josh Johnson	Louisville Slugger
	2B	Jeffrey Rea	Louisville Slugger
2006	P	Matt Lea	Louisville Slugger
2007	SS	Brandon Turner	Louisville Slugger
			Rivals.com
			Baseball America
	P	Ricky Bowen	Louisville Slugger
2009	P	Nick Routt	PingBaseball.com
2011	OF	C.T. Bradford	Louisville Slugger
2012	P	Jonathan Holder	CONSENSUS
2016	OF	Jake Mangum	NCBWA (First Team)
			Perfect Game
			Louisville Slugger
			Baseball America



NATIONAL HONORS

ACADEMIC ALL-AMERICANS (18 PLAYERS, 23 HONORS)

YEAR	POS.	PLAYER	HONOR
1971	OF	Ted Milton	CoSIDA (Second Team)
1979	OF	Bob Kocol	CoSIDA (First Team)
1984	OF	Dan Van Cleve	CoSIDA (First Team)
1989	OF	Jody Hurst	GTE-CoSIDA (Third Team)
	2B	Burke Masters	GTE-CoSIDA (First Team)
	1B	Tommy Raffo	GTE-CoSIDA (First Team)
1990	3B	Burke Masters*	GTE-CoSIDA (First Team)
	1B	Tommy Raffo	GTE-CoSIDA (First Team)
1991	3B	Chuck Daniel	GTE-CoSIDA (Second Team)
	OF	Joey Hamilton	GTE-CoSIDA (Second Team)
1992	3B/P	Chuck Daniel	GTE-CoSIDA (Third Team)
1994	P	Gary Rath	GTE-CoSIDA (Second Team)
1997	P	Jeremy Jackson	GTE-CoSIDA (First Team)
	1B	Richard Lee	GTE-CoSIDA (Third Team)
	3B	Adam Piatt	GTE-CoSIDA (Third Team)
1998	P	Jeremy Jackson*	GTE-CoSIDA (First Team)
	P	Van Johnson	GTE-CoSIDA (Second Team)
	1B	Richard Lee	GTE-CoSIDA (Third Team)
2000	DH	Ty Martin	GTE-CoSIDA (Third Team)
2010	P	Greg Houston	ESPN (Third Team)
	INF	Russ Sneed	ESPN (Third Team)
2012	P	Chris Stratton	Capital One (Second Team)
2015	INF	Seth Heck	Capital One (Second Team)

23 Total Honors (Five two-time honorees)
* H. Boyd McWhorter SEC Scholar-Athletes of the Year

BULLDOG OLYMPIANS (5)

YEAR	POS.	PLAYER	LOCATION
1984	1B	Will Clark	Los Angeles
1988	Assistant Coach	Ron Polk	Seoul
1992	P	B.J. Wallace	Barcelona
1996	Assistant Coach	Ron Polk	Atlanta
	P	Eric DuBose	Atlanta

GOLDEN SPIKES AWARD

YEAR	POS.	PLAYER	RESULT
1984	OF	Rafael Palmeiro	Finalist
1985	1B	Will Clark	Winner
2016	P	Dakota Hudson	Semifinalist

DICK HOWSER TROPHY

YEAR	POS.	PLAYER	RESULT
2012	P	Chris Stratton	Semifinalist
2013	OF	Hunter Renfroe	Semifinalist
2016	P	Dakota Hudson	Semifinalist

JOHNNY BENCH AWARD

YEAR	POS.	PLAYER	RESULT
2007	C	Ed Easley	Winner

BROOKS WALLACE AWARD (SS)

YEAR	POS.	PLAYER	RESULT
2013	SS	Adam Frazier	Semifinalist

CB HOF PITCHER OF THE YEAR

YEAR	POS.	PLAYER	RESULT
2012	RHP	Chris Stratton	Semifinalist

PG PITCHER OF THE YEAR

YEAR	POS.	PLAYER	RESULT
2012	RHP	Chris Stratton	Winner

STOPPER OF THE YEAR

YEAR	POS.	PLAYER	RESULT
2013	RHP	Jonathan Holder	Finalist
2014	LHP	Jacob Lindgren	Finalist

GREGG OLSON AWARD

YEAR	POS.	PLAYER	RESULT
2014	LHP	Jacob Lindgren	Semifinalist

NATIONAL & REGIONAL HONORS



ABCA HALL OF FAME (3)

1967	C.R. "Dudly" Noble	Mississippi State, 1915
•	Head Coach: 1920-47 (26 Seasons)	
•	MSU Record: 267-201-9 (.659)	
•	Southern Conference Titles: 3 (1921, 1922, 1924)	
1977	Paul Gregory	Mississippi State, 1930
•	Head Coach: 1957-74 (18 Seasons)	
•	MSU Record: 328-200-2 (.621)	
•	SEC Titles: 4 (1965-1966-1970-1971)	
•	NCAA Tournament Appearances: 1 (1971)	
•	NCAA College World Series Appearances: 1 (1971)	
1995	Ron Polk	Grand Canyon University, 1965
•	Head Coach: 1976-97, 2002-08 (29 Seasons)	
•	MSU Record: 1,139-590-2 (.659)	
•	SEC Titles: * 4 (1979, 1985, 1987, 2001)	
•	NCAA Tournament Appearances: * 23 (1973, 1974, 1978, 1979, 1981, 1983, 1984, 1985, 1987, 1988, 1989, 1990, 1991, 1992, 1993, 1996, 1997, 2001, 2003, 2004, 2005, 2006, 2007)	
•	NCAA College World Series Appearances: * 8 (1973, 1979, 1981, 1985, 1990, 1997, 2001, 2007)	

* Ron Polk's listing includes appearances in two NCAA District III playoffs (1973, 1974) and one NCAA College World Series (1973) during four seasons as head baseball coach at Georgia Southern College (1972-1975) and one SEC Championship (2001), one NCAA Regional Tournament berth (2001) and one NCAA College World Series appearance (2001) during two seasons at Georgia (2000-2001).

ABCA COACH OF THE YEAR (1)

YEAR	COACH	HIGHLIGHTS
1985	Ron Polk	50-15, SEC Champions, College World Series

COLLEGE BASEBALL FOUNDATION HALL OF FAME (3)

YEAR	POS.	PLAYER	YEARS AT MSU
2006	1B	Will Clark	1983-85
2009	DH/OH	Rafael Palmeiro	1983-85
	Head Coach	Ron Polk	1976-97, 2002-08

COLLEGE WORLD SERIES HALL OF FAME (1)

YEAR	POS.	PLAYER	CWS YEAR
2014	1B	Will Clark	1985

ABCA ALL-REGION (59 PLAYERS, 72 HONORS)

YEAR	POS.	PLAYER	TEAM	YEAR	POS.	PLAYER	TEAM	YEAR	POS.	PLAYER	TEAM	
1949	2B	Pete Grammas	First	1983	DH	Rafael Palmeiro	First	1993	OF	Rex Buckner	Second	
1950	P	Joe Sheppard	First	SS	Bob Parker	First	P	Carlton Loewer	First			
1971	3B	Phil Still	First	OF	Brad Winkler	First	SS	Paul Petrusis	Second			
1972	P	Mike Proffitt	First	1984	P	Jeff Brantley	First	P	Jay Powell	Second		
1977	C	Russ Aldrich	Third	1B	Will Clark	First	OF	Ricky Joe Redd	Second			
	1B	Jim Kallagher	Second	OF	Rafael Palmeiro	First	1994	P	Gary Rath	First		
	OF	Mike Kelley	Second	2B	Gator Thiesen	Second	P	Scott Tanksley	Second			
	P	Jack Lazorko	Second	1985	P	Jeff Brantley	First	3B	Drew Williams	Second		
	OF	Nat Showalter	First	1B	Will Clark	First	1995	OF	David Hayman	Second		
1978	C	Russ Aldrich	Second	OF	Rafael Palmeiro	Second	1996	P	Eric DuBose	First		
	LF	Del Bender	First	1986	OF	Dan Paradoxa	Second	DH	Rob Hauswald	First		
	P	Jack Lazorko	Second	1987	SS	Brad Hildreth	Second	1997	P	Van Johnson	First	
1979	DH	Rick Dixon	Third	1988	DH	Richie Grayum	First	1999	OF	Brian Wiese	First	
	CF	Mike Kelley	First	OF	Jody Hurst	Second	2003	P	Paul Maholm	First		
	OF	Bob Kocol	Second	3B	Pete Young	First	2004	OF	Brad Corley	First		
	P	Ken Kurtz	First	1989	OF	Jody Hurst	First	2006	2B	Jeffrey Rea	Second	
	C	John McDonald	First	2B	Burke Masters	First	2007	C	Edward Easley	First		
1980	OF	Mark Gillaspie	First	1B	Tommy Raffo	Second	2012	P	Chris Stratton	First		
1981	1B	Bruce Castoria	First	3B	Pete Young	First	2013	OF	Hunter Renfroe	First		
	OF	Mark Gillaspie	First	1990	SS	Jon Shave	Second	SS	Adam Frazier	Second		
1982	1B	Bruce Castoria	First	P	Bobby Reed	Second	RHP	Jonathan Holder	Second			
	OF	Dave Klipstein	First	1991	P	Jay Powell	Second	2014	2B	Brett Pirtle	Second	
				1992	P	Jon Harden	First	2016	OF	Jake Mangum	First	
					P	B.J. Wallace	First	P	Dakota Hudson	First		
								DH	Brent Rooker	Second		



SEC HONORS

ALL-SEC (118 PLAYERS, 146 HONORS)

YEAR	POS.	PLAYER	TEAM
1941	P	David Ferriss	First
1942	P	David Ferriss	First
1948	P	Phil Brandon	First
	OF	John Grace	First
	SS	Alex Grammas	First
1949	2B	Jimmy Bragan	First
	P	Phil Brandon	First
	C	Moss Cowart	First
	SS	Alex Grammas	First
	OF	Lee Watts	First
1950	P	Joe Sheppard	First
1951	SS	Dan Murphy	First
1952	SS	Dan Murphy	First
1953	2B	Frank Bragan	First
	RF	Lewis Gilardoni	First
	P	Curt Monroe	First
	SS	Jackie Parker	Second
1954	C	Braxton Nail	First
	LF	Jackie Parker	First
1955	1B	Frank McNally	First
	C	Braxton Nail	First
1957	2B	Don Gardiner	First
1958	1B	Jim Boring	First
	3B	Doug Litton	First
	OF	Charlie Turner	First
1960	UTL	Gary Dempsey	First
1962	OF	Bill Etheridge	First
	3B	Hal Green	First
	P	Frank Montgomery	First
	C	Art Nester	First
1963	OF	Bill Etheridge	First
1964	OF	Mike Burns	First
	P	Ken Tatum	First
	OF	Del Unser	First
1966	3B	Don Bell	First
	P	Ken Tatum	First
	OF	Del Unser	First
1967	1B	Gary Washington	First
1968	C	Sam Fletcher	First
	OF	Jim Howarth	First
1969	OF	Manuel Washington	First
1970	P	Brantley Jones	First
	UTL	Dave Phares	First
	1B	Jocko Potts	First
	C	Fred Yilling	First
1971	SS	Bobby Croswell	First
	OF	Ted Milton	First
	P	Mike Proffitt	First
	3B	Phil Still	First
	P	Jerry Thompson	First
1973	2B	Dale Holland	First
1974	C	Rick Davidson	First
	UTL	Wayne Pinkerton	First
1977	C	Russ Aldrich	First
	1B	Jim Kallaher	First
	OF	Mike Kelley	First
	P	Jack Lazorko	First
	OF	Nat Showalter	First
1978	C	Russ Aldrich	First
	OF	Del Bender	First
	P	Jack Lazorko	First
1979	OF	Mike Kelley	First
	OF	Bob Kocol	First
	P	Ken Kurtz	First
	C	John McDonald	First
1980	OF	Mark Gillaspie	First

YEAR	POS.	PLAYER	TEAM
1981	1B	Bruce Castoria	First
	OF	Mark Gillaspie	First
	P	Steve Susce	First
1982	DH	Bruce Castoria	First
	OF	Dave Klipstein	First
1983	P	Hans Herzog	First
	DH	Rafael Palmeiro	First
	OF	Brad Winkler	First
1984	P	Jeff Brantley	First
	1B	Will Clark	First
	OF	Rafael Palmeiro	First
	2B	Gator Thiesen	First
1985	P	Jeff Brantley	First
	1B	Will Clark	First
	P	Gene Morgan	First
1986	OF	Dan Paradoa	First
1988	DH	Richie Grayum	Second
	OF	Jody Hurst	First
	1B	Tommy Raffo	Second
	P	Bobby Reed	Second
	3B	Pete Young	First
1989	OF	Jody Hurst	First
	2B	Burke Masters	First
	1B	Tommy Raffo	First
	C	Barry Winford	Second
	3B	Pete Young	Second
1990	OF	John Cohen	First
	1B	Tommy Raffo	First
	P	Bobby Reed	Second
1991	2B	Charlie Anderson	Second
	P	Jay Powell	Second
1992	OF	Rex Buckner	Second
	P	Jon Harden	First
	SS	Paul Petrulis	Second
	P	B.J. Wallace	First
1993	OF	Rex Buckner	Second
	P	Carlton Loewer	Second
	SS	Paul Petrulis	Second
	OF	Ricky Joe Redd	Second
1994	P	Gary Rath	First
1995	OF	David Hayman	Second
1996	P	Eric DuBose	First
	C	Blake Anderson	Second
	DH	Rob Hauswald	Second
1997	OF	Brooks Bryan	Second
	P	Eric DuBose	Second
	P	Van Johnson	Second
	3B	Adam Piatt	Second
1998	1B	Richard Lee	Second
	P	Jeremy Jackson	Second
	OF	Brian Wiese	Second
1999	OF	Brian Wiese	First
	1B	Cliff Wren	First
	DH	Ty Martin	Second
2000	OF	Travis Chapman	First
	3B	Shane Kelly	Second
2001	P	Tanner Brock	First
2002	P	Paul Maholm	Second
2003	3B	Steve Gendron	Second
	P	Paul Maholm	First
	SS	Matthew Maniscalco	Second
2004	OF	Brad Corley	First
	C	Craig Tatum	Second
2006	SS	Thomas Berkery	First
	2B	Jeffrey Rea	First

YEAR	POS.	PLAYER	TEAM
2007	C	Edward Easley	First
	2B	Jeffrey Rea	Second
2011	P	Caleb Reed	Second
2012	P	Chris Stratton	First
2013	P	Jonathan Holder	First
	OF	Hunter Renfroe	First
	2B	Brett Pirtle	Second
2014	P	Jacob Lindgren	First
	P	Ross Mitchell	Second
	2B	Brett Pirtle	Second
2016	P	Dakota Hudson	First
	1B	Nathaniel Lowe	First
	OF	Jake Mangum	First
	DH	Jack Kruger	First
	DH	Brent Rooker	Second

ALL-SEC WESTERN DIVISION (75 PLAYERS, 102 HONORS)

YEAR	POS.	PLAYER
1961	UTL	Larry Brannon
	UTL	Frank Dempsey
	2B	Don Pope
1962	OF	Johnny Cantrell
	OF	Bill Etheridge
	3B	Hal Green
	P	Frank Montgomery
	C	Art Nester
	1B	Ronnie Norton
1963	1B	Bill Etheridge
	P	Doug Hutton
	UTL	Wayne Meadows
	UTL	Charles Smith
1964	UTL	Wayne Meadows
1965	UTL	Don Bell
	OF	Mike Burns
	P	Frank Chambers
	P	Ken Tatum
	OF	Del Unser
1966	3B	Don Bell
	C	Frank Portera
	P	Ken Tatum
	OF	Del Unser
	UTL	Gary Washington
1967	UTL	Ken Beesley
	P	Dennis Hall
	OF	Jim Howarth
	1B	Gary Washington

YEAR	POS.	PLAYER
1968	C	Sam Fletcher
	OF	Jim Howarth
	P	Brantley Jones
1969	UTL	Bobby Croswell
	C	Sammy Fletcher
	P	Brantley Jones
	OF	Ted Milton
	OF	Manuel Washington
1970	UTL	Bobby Croswell
	P	Dennis Hall
	P	Brantley Jones
	OF	Dave Phares
	1B	Jocko Potts
	C	Fred Yilling
1971	SS	Bobby Croswell
	C	Bruce Irvin
	OF	Ted Milton
	P	Mike Proffitt
	3B	Phil Still
	P	Jerry Thompson
1972	P	Mike Proffitt
	OF	Rick Spica
1973	1B	Rick Counts
	2B	Dale Holland
1974	C	Rick Davidson
	SS	Wayne Pinkerton
	P	Lamar Pritchard

YEAR	POS.	PLAYER
1975	OF	Larry Buckley
	DH	Steve Hill
1976	OF	Fred Dunlap
	UTL	Bill Montgomery
1977	C	Russ Aldrich
	1B	Jim Kallaher
	OF	Mike Kelley
	OF	Nat Showalter
1978	C	Russ Aldrich
	OF	Del Bender
	P	Jack Lazorko
	UTL	John McDonald
	P	Don Robinson
	DH	Tim Weisheim
1979	DH	Rick Dixon
	OF	Mike Kelley
	OF	Bob Kocol
	P	Ken Kurtz
	C	John McDonald
	P	Don Mundie
1980	OF	Mark Gillaspie
	UTL	Dave Klipstein
	C	John McDonald
1981	1B	Bruce Castoria
	OF	Mark Gillaspie
	OF	Dave Klipstein
	C	Terry Loe
	P	Don Mundie
	P	Steve Susce

YEAR	POS.	PLAYER
1982	C	Bruce Castoria
	UTL	Dave Clements
	P	Hans Herzog
	OF	Dave Klipstein
	C	Jay Porter
1983	P	Hans Herzog
	DH	Rafael Palmeiro
	SS	Bob Parker
	2B	Pete White
	OF	Brad Winkler
1984	P	Jeff Brantley
	1B	Will Clark
	OF	Rafael Palmeiro
	2B	Gator Thiesen
1985	P	Jeff Brantley
	1B	Will Clark
	P	Gene Morgan
	OF	Dan Van Cleave

All-division teams were selected from 1961 until 1985 when SEC divisional play was discontinued.

ALL-SEC FRESHMAN (8)

YEAR	POS.	PLAYER
2007	INF	Connor Powers
2009	P	Nick Routt
2010	P	Chris Stratton
2011	OF	CT Bradford
	SS	Adam Frazier
2012	P	Jonathan Holder
2014	C	Gavin Collins
2015	SS	Ryan Gridley
2016	OF	Jake Mangum

SEC ALL-DEFENSIVE (5)

YEAR	POS.	PLAYER
2012	P	Kendall Graveman
2013	SS	Adam Frazier
	OF	Hunter Renfroe
2014	SS	Seth Heck
	2B	Brett Pirtle

SEC FRESHMAN OF THE YEAR

YEAR	POS.	PLAYER
2016	OF	Jake Mangum



SEC HONORS

COACH OF THE YEAR

(4 COACHES, 10 HONORS)

YEAR	COACH
1948	R.P. "Doc" Patty
1949	R.P. "Doc" Patty
1965	Paul Gregory
1966	Paul Gregory
1970	Paul Gregory
1971	Paul Gregory
1979	Ron Polk
1985	Ron Polk
1989	Ron Polk
2016	John Cohen

* Established in 1933

PITCHER OF THE YEAR

(1 PITCHER, 1 HONOR)

YEAR	PITCHER
2012	Chris Stratton

* Established in 2003

SCHOLAR-ATHLETE OF THE YEAR

(4 ATHLETES, 5 HONORS)

YEAR	STUDENT-ATHLETE
1990*	Burke Masters
1998*	Jeremy Jackson
2013	Sam Frost
2014	Seth Heck
2015	Seth Heck

* Established in 2004 (Masters and Jackson were both honored as the overall SEC Scholar-Athlete of the Year, regardless of sport)

SEC PLAYER OF THE WEEK

(18 PLAYERS, 28 HONORS)

YEAR	PLAYER	DATE
1985	Jeff Brantley	March 12
	Will Clark	March 19
	Will Clark	March 26
	Jeff Brantley	April 30
1986	Dan Paradoa	May 5
1988	Tommy Raffo	May 2
1989	Tommy Raffo	May 26
	Tommy Raffo	April 10
	Tracy Echols	May 1
1990	Tommy Raffo	April 24
1991	Steve Hegan	April 8
1992	Rex Buckner	April 7
	Rex Buckner	April 14
1994	Drew Williams	April 4
	Drew Williams	May 9
1997	Adam Piatt	April 7
1998	Brian Wiese	April 27
1999	Travis Chapman	April 12
2002	Matthew Brinson	April 1
2004	Brad Corley	April 12
	Brad Corley	May 17
2007	Edward Easley	March 19
2010	Connor Powers	March 9
2010	Connor Powers	April 19
2013	Hunter Renfro	April 15
	Nick Ammirati	April 22
2016	Brent Rooker	March 14
	Nathaniel Lowe	May 9

* Established in 1985

SEC PITCHER OF THE WEEK

(23 PITCHERS, 34 HONORS)

YEAR	PLAYER	DATE
1987	Mike Martin	April 7
	Nelson Arriete	May 11
1988	Mike Martin	March 29
1990	Chris George	April 2
1992	B.J. Wallace	March 24
1993	Carlton Loewer	March 29
1994	Gary Rath	April 25
1995	Kyle Kennedy	May 8
1996	David Hooten	April 15
1997	Van Johnson	March 24
1998	Matt Ginter	May 4
	Jeremy Jackson	April 20
1999	Matt Ginter	March 22
	Brian Compton	May 10
2001	Tanner Brock	March 26
2002	Chris Young	May 20
2003	Alan Johnson	March 3
	Alan Johnson	March 31
	Alan Johnson	May 5
2005	Todd Doolittle	March 28
2006	Justin Pigott	May 8
2007	Justin Pigott	April 9
2008	Ricky Bowen	March 17
2012	Chris Stratton	March 16
2012	Kendall Graveman	April 22
2012	Chris Stratton	May 1
2013	Kendall Graveman	April 8
2014	Ross Mitchell	March 3
	Ross Mitchell	March 17
	Ross Mitchell	May 5
2015	Vance Tatum	March 2
2016	Dakota Hudson	March 21
	Dakota Hudson	April 4
	Dakota Hudson	May 23

* Established in 1987

SEC FRESHMAN OF THE WEEK

(7 FRESHMEN, 9 HONORS)

YEAR	PLAYER	DATE
2007	Brandon Turner	April 2
	Brandon Turner	April 23
2010	Chris Stratton	May 22
2011	Daryl Norris	February 21
	Daryl Norris	March 28
2012	Demarcus Henderson	March 12
2012	Jacob Lindgren	May 20
2015	Ryan Gridley	Feb. 23
2016	Jake Mangum	April 11

* Established in 2006

SEC HONORS



SEC ACADEMIC HONOR ROLL (221 PLAYERS, 388 HONORS)

YEAR	POS.	PLAYER
1971	OF	Ted Milton
1973	1B	Rick Counts
	SS	Wayne Pinkerton
1976	UTL	Fred Dunlap
1977	C	Scott Galloway
	OF	Ken Lee
1979	OF	Bob Kocol
	OF	Larry Pavlou
1980	P	John Shrewsberry
1981	C	Terry Loe
	SS	Billy Martz
	P	Don Mundie
1982	UTL	Dan Van Cleve
1983	1B	Dan Van Cleve
	OF	Brad Winkler
1984	P	Steve King
	OF	Bobby Locke
	P	Mike McCann
	OF	Dan Van Cleve
1985	SS	Frank Davis
	OF	Sammy Duda
	P	Steve King
	P	Will McRaney
	3B	John Scott
	2B	Gator Thiesen
	OF	Dan Van Cleve
1986	P	Mitch Edwards
	P	Steve King
	OF	Mike McCraney
	C	Roark McDonald
	P	Will McRaney
	P	Mike Martin
	2B	Trent Weaver
1987	C	Randy Abrams
	P	Nelson Arriete
	OF	Jody Hurst
	OF	Mike McCraney
	P	David McMahon
	P	Mike Martin
	2B	Burke Masters
	2B	Trent Weaver
1988	OF	Jody Hurst
	P	Tracy Jobes
	P	Mike Martin
	2B	Burke Masters
	P	David McMahon
	1B	Tommy Raffo
	P	Bobby Reed
1989	2B/SS	Darin Asbill
	P	Chuck Daniel
	P	Chuck Holly
	OF	Jody Hurst
	P	Russ Mahan
	2B	Burke Masters
	P	Rob Norman
	1B	Tommy Raffo
	C	Barry Winford
	OF	Ron Winford
	1B	Ernie Wright
1990	P	Chuck Daniel
	OF	Joey Hamilton
	P	Jon Harden
	3B	Burke Masters
	P/1B	Rob Norman
	1B	Tommy Raffo

YEAR	POS.	PLAYER
1991	3B/P	Chuck Daniel
	P	Corbin Davis
	OF	Joey Hamilton
	P	Jon Harden
	P	Tom Howe
	1B	Rob Norman
	P	Tom Quinn
1992	3B/P	Chuck Daniel
	P	Jon Harden
	P	Tom Howe
	P	Tom Quinn
	OF	Steve Hegan
1993	P	Tripp Hill
	P	Jay Powell
	P	Gary Rath
	1B	Larry Tomkins
	P	Bryan Triche
	1B	Drew Williams
1994	P	Jerry Dupuy
	P	Steve Jaszczak
	C	Eddie Lyons
	INF	David Perkins
	P	Gary Rath
	C	Jason Robinson
	1B	Larry Tomkins
	3B	Drew Williams
1995	2B	Doug Newman
	P	Scott Tanksley
	OF	Rusty Thoms
	OF	Scott Tribolet
1996	1B	Brian Clark
	C	Dustin Dabbs
	INF	Brad Freeman
	P	Jeremy Jackson
	OF	Ben Jenkins
	P	Van Johnson
	INF	Richard Lee
	INF	Adam Piatt
	P	Scott Polk
	OF	Rusty Thoms
1997	OF	Brooks Bryan
	OF	Scott Clark
	P	Jeremy Jackson
	P	Van Johnson
	1B	Richard Lee
	3B	Adam Piatt
	P	Scott Polk
	2B	Brad Shumaker
	OF	Sparky Sparkman
	OF	Rusty Thoms
	OF	Brian Wiese
1998	OF	Brooks Bryan
	OF	Scott Clark
	P	Mark Freed
	P	Jeremy Jackson
	P	Van Johnson
	INF	Richard Lee
	C	Brett Muhlhan
	OF	Sparky Sparkman
	OF	Rusty Thoms
	OF	Brian Wiese

YEAR	POS.	PLAYER
1999	INF	Jim Abraham
	P	Tanner Brock
	OF	Scott Clark
	P	Justin Estel
	P	Mark Freed
	1B	Jon Knott
	OF	Brian Terry
	OF	Brian Wiese
2000	3B	Travis Chapman
	P	Joey Collums
	P	Steven Dowe
	P	Justin Estel
	P	Mark Freed
	1B	Jon Knott
	DH	Ty Martin
	C	Ryan McGrath
2001	1B	Matthew Brinson
	P	Joey Collums
	OF	Cager Garner
	INF	J.T. Hardcastle
	OF	Brad Hutto
	OF	Jon Knott
	SS	Matt Maniscalco
	P	Josh Wooten
2002	1B	Matthew Brinson
	P	Joey Collums
	P	Steven Dowe
	OF	Cager Garner
	INF	J.T. Hardcastle
	OF	Brad Hutto
	OF	Phillip Willingham
	P	Josh Wooten
2003	2B	Josh Abraham
	P	Joey Collums
	P	Steven Dowe
	OF	Cager Garner
	3B	Brent Lewis
	OF	Casey Long
	SS	Matt Maniscalco
	P	Todd Nicholas
	C	Lee Parks
	P	Saunders Ramsey
	2B	Josh Thoms
	C	J.B. Tucker
	P	Chris Young
2004	P	Jon Crosby
	P	Brooks Dunn
	OF	Ryan Fesmire
	P	Eric Ebers
	3B	Ben Grisham
	2B	Casey Hamilton
	1B	Ryan Harbuck
	1B	Brad Jones
	OF	Tyler Jones
	P	Saunders Ramsey
	3B	Tyler Scarbrough
	SS	Daniel Tackett
	C	Craig Tatum
	2B	Josh Thoms

YEAR	POS.	PLAYER
2005	P	Jeremiah Boling
	OF	Jeff Butts
	C	Wyn Diggs
	P	Brooks Dunn
	P	Eric Ebers
	3B	Ben Grisham
	P	Josh Johnson
	1B	Brad Jones
	SS	Bunky Kateon
	1B	Alex McIntosh
	P	Justin Pigott
	P	Saunders Ramsey
	2B	Jeffrey Rea
	OF	Matt Richardson
	SS	Michael Rutledge
	2B	Daniel Tackett
	P	Andy Wilson
2006	SS	Thomas Berkery
	P	Brett Cleveland
	C	Wyn Diggs
	P	Brooks Dunn
	C	Edward Easley
	OF	Nick Hardy
	OF	Joseph Hunter
	1B	Brad Jones
	SS	Bunky Kateon
	P	Jared Koon
	P	John Lalor
	C	Brooks Lewis
	C	Joseph McCaskill
	1B	Alex McIntosh
	P/OF	Mitch Moreland
	2B/3B	Mark Muzzi
	P	Justin Pigott
	2B	Jeffrey Rea
	OF	Matt Richardson
	3B	Michael Rutledge
	P	Andy Wilson
2007	P	Ricky Bowen
	P	Jesse Carver
	C	Wyn Diggs
	C	Edward Easley
	OF	Nick Hardy
	OF	Cade Hoggard
	P	Drew Hollinghead
	P	Jared Koon
	P	John Lalor
	P	Matt Lea
	C	Brooks Lewis
	1B	Mitch Moreland
	P	Justin Pigott
	2B	Jeffrey Rea
	OF	Andy Rice
	OF	Matt Richardson
	3B	Michael Rutledge
	3B	Russ Sneed
	P	Aaron Weatherford
	P	Andy Wilson



SEC HONORS

YEAR	POS.	PLAYER
2008	P	Ricky Bowen
	2B	Jet Butler
	P	Jesse Carver
	2B	Will Coggin
	C	Scott DeLoach
	OF	Nick Hardy
	OF	Cade Hoggard
	OF	Grant Hogue
	P	Drew Hollinghead
	P	Greg Houston
	P	Jared Koon
	P	John Lalor
	C	Brooks Lewis
	1B	Tyler Moore
	OF	Jason Nappi
	P	Justin Pigott
	3B	Connor Powers
	SS	Ryan Powers
	3B	Russ Sneed
	P	Lee Swindle
2009	P	Aaron Weatherford
	P	Tyler Whitney
	P	Andy Wilson
	P	Ricky Bowen
	OF	Brent Brownlee
	P	Michael Busby
	INF	Justin Bussey
	2B	Jet Butler
	OF	Ryan Collins
	C	Scott DeLoach
	OF	Nick Hardy
	OF	Grant Hogue
	P	Drew Hollinghead
	P	Greg Houston
	C	Brooks Lewis
	P	Forrest Moore
	OF	Jason Nappi
	P	Paxton Pace
	1B	Connor Powers
	3B	Russ Sneed
2010	P	Jared Wesson
	P	Tyler Whitney
	OF	Luke Adkins
	OF	Brent Brownlee
	INF	Justin Bussey
	INF	Jet Butler
	P	Corey Collins
	C	Cody Freeman
	P	Greg Houston
	OF/P	Trey Johnson
	1B	Connor Powers
	P	Nick Routt
	OF	Jaron Shepherd
	3B	Russ Sneed
	C	Wes Thigpen
	P	Tyler Whitney

YEAR	POS.	PLAYER
2011	P	Ben Bracewell
	OF	Brent Brownlee
	C	Cody Freeman
	2B	Sam Frost
	P	Chad Girono
	P	Kendall Graveman
	OF	Trey Johnson
	P	Luis Polloreña
	P	Caleb Reed
	P	Nick Routt
	P	Tim Statz
	P	Chris Stratton
	C	Wes Thigpen
	P	C.C. Watson
2012	C	Nick Ammirati
	OF	C.T. Bradford
	OF	Brent Brownlee
	SS	Adam Frazier
	2B	Sam Frost
	P	Chad Girono
	P	Kendall Graveman
	INF	Brayden Jones
	P	Evan Mitchell
	P	Ross Mitchell
	3B	Daryl Norris
	P	Luis Polloreña
	DH	Trey Porter
	OF	Hunter Renfroe
	P	Nick Routt
2013	C	Mitch Slauter
	OF	Taylor Stark
	P	Chris Stratton
	P	C.C. Watson
	C	Nick Ammirati
	P	Ben Bracewell
	OF	C.T. Bradford
	INF	Matthew Britton
	P	Preston Brown
	P	Trevor Fitts
	INF	Nick Flair
	SS	Adam Frazier
	2B	Sam Frost
	OF	Tyler Fullerton
	P	Chad Girono
2014	P	Kendall Graveman
	P	Jonathan Holder
	P	Jacob Lindgren
	P	Evan Mitchell
	P	Ross Mitchell
	3B	Daryl Norris
	P	Luis Polloreña
	DH	Trey Porter
	1B	Wes Rea
	OF	Hunter Renfroe
	C	Mitch Slauter
	P	Brandon Woodruff

YEAR	POS.	PLAYER
2014	OF	Derrick Armstrong
	P	Ben Bracewell
	INF	Matthew Britton
	OF	Cody Brown
	P	Preston Brown
	INF	Alex Detz
	P	Trevor Fitts
	C	Daniel Garner
	P	Jonathan Holder
	P	Jacob Lindgren
	P	Ross Mitchell
	2B	Brett Pirtle
	C	Zack Randolph
	OF	Jacob Robson
	P	John Marc Shelly
2015	P	Brandon Woodruff
	INF	Matthew Britton
	P	Preston Brown
	P	Logan Elliot
	P	Trevor Fitts
	INF	Seth Heck
	INF	John Holland
	P	Dakota Hudson
	OF	Reid Humphreys
	P	Ross Mitchell
	INF	Matt Spruill
	P	Vance Tatum
	OF	Jake Vickerson
	OF	Cody Walker
	C	Josh Lovelady
2016	OF	Brent Rooker
	P	Trent Waddell
	P	Daniel Brown
	P	Jacob Billingsley
	P	Daniel Brown
	1B	Cole Gordon
	OF/P	Reid Humphreys
	C	Jack Kruger
	C	Josh Lovelady
	1B	Nathaniel Lowe
	OF	Jacob Robson
	OF	Brent Rooker
	P	Blake Smith

SEC FIRST-YEAR ACADEMIC HONOR ROLL (77 PLAYERS)

YEAR	POS.	PLAYER	YEAR	POS.	PLAYER
2003	OF	Jeff Butts	2015	P	Aaron Dominguez
	OF/P	Brad Corley		1B	Cole Gordon
	P	Brooks Dunn		INF	Ryan Gridley
2004	1B	Alex McIntosh		P	Jesse McCord
	P	Justin Pigott		P	Paxton Stover
	SS	Michael Rutledge	2016	INF	Luke Alexander
	P	Andy Wilson		P	Trysten Barlow
2005	P	John Lalor		P	Ryan Cyr
	P	Mitch Moreland		P	Parker Ford
	3B	Ryan Wiser		P	Noah Hughes
2006	P	Ricky Bowen		P	Jake Mangum
	OF/1B	Cade Hoggard		P	Konnor Pilkington
	P	Drew Hollinghead		P	Ethan Small
	P	Matt Lea			
	SS/3B	Russ Sneed			
	2B	Brandon Turner			
2007	P	Aaron Weatherford			
	SS	Jet Butler			
	P	Greg Houston			
	3B	Jason Nappi			
	3B	Connor Powers			
2008	P	Tyler Whitney			
	OF	Brent Brownlee			
	P	Shawn Marquardt			
	P	Forrest Moore			
2009	P	David Hayes			
	P	Tyler Johnson			
	P	Devin Jones			
	SS	Frank Rawdow			
	P	Caleb Reed			
2010	P	Ben Bracewell			
	2B	Sam Frost			
	P	Kendall Graveman			
	P	Chris Stratton			
	P	C.C. Watson			
2011	OF	C.T. Bradford			
	P	Victor Diaz			
	P	Ross Mitchell			
	1B	Wes Rea			
	C	Hunter Renfroe			
2012	OF	Taylor Stark			
	INF	Matthew Britton			
	INF	Phillip Casey			
	P	Trevor Fitts			
	OF	Tyler Fullerton			
	P	Jonathan Holder			
	P	Jacob Lindgren			
	P	Brandon Woodruff			
2013	OF	Derrick Armstrong			
	3B	Alex Detz			
	C	Daniel Garner			
	2B	Brett Pirtle			
	C	Zack Randolph			
	P	John Marc Shelly			
2014	P	Avery Geyer			
	SS	Seth Heck			
	P	Zac Houston			
	INF	Reid Humphreys			
	P	Lucas Laster			
	1B	Brent Rooker			
	P	Vance Tatum			
	OF	Jake Vickerson			
	C	Cody Walker			
	P	Paul Young			



MISSISSIPPI HONORS

C SPIRE FERRISS TROPHY WINNERS (5)

The annual C Spire Ferriss Trophy, first presented in 2004, is named for former Mississippi State and Boston Red Sox pitching great David M. "Boo" Ferriss, and honors Mississippi's top collegiate baseball player.



2006

Thomas Berkery
Shortstop



2007

Ed Easley
Catcher



2012

Chris Stratton
Pitcher



2013

Hunter Renfroe
Outfielder



2016

Jake Mangum
Outfielder

DIAMOND DAWGS IN THE MISSISSIPPI SPORTS HALL OF FAME (14)

YEAR	PLAYER	YEARS LETTERED/COACHED AT MSU
1963	H.M. "Hughie" Critz	1919-20
1964	David M. "Boo" Ferriss	1941-42
1966	William "Willie" Mitchell	1905-09
1968	Clyde "Heifer" Stewart	
1971	C.S. "Buddy" Myer	1922-24
	Fred. J. Walters	1935-37
1976	Charles "Peewee" Armstrong	

YEAR	PLAYER	YEARS LETTERED/COACHED AT MSU
1982	Paul E. Gregory	1928-30; Head Coach: 1957-74
1995	Doug Hutton	1963-64
1997	Delbert B. "Del" Unser	1964-66
1998	Ron Polk	Head Coach: 1976-97, 2002-08
2008	Will Clark	1983-85
2011	Jeff Brantley	1982-85
2012	Rafael Palmeiro	1983-85
2016	Jay Powell	1991-93

DIAMOND DAWGS IN THE MSU SPORTS HALL OF FAME (47)

YEAR	PLAYER	YEARS LETTERED/COACHED AT MSU
1970	H.M. "Hughie" Critz	1919-20
	David M. "Boo" Ferriss	1941-42
	Robert Clay Hopper	1924-26
	William "Willie" Mitchell	1905-09
	C.R. "Dudy" Noble	1913-15; Head Coach: 1920-47
	C.E. Stuart	1925-27
1972	C.H. "Pee Wee" Armstrong	1935-37
	W.H. Bobo	1915-18
	C.S. "Buddy" Myer	1922-24
	Jack Nix	1938
	Jackie Parker	1953
	Fred. J. Walters	1935-37
1973	James C. "Jerry" Harris	1928-30
	H. Stennis "Judge" Little	1921-22
1974	W. D. "Billy" Chadwick	Head Coach: 1910-18
1975	R.E. Slim Cassibry	1933-35
1976	Alex Grammas	1947-49
	Morley Jennings	1910-12
	William A. Pappenheimer	1929-30
	Dallas Vandever	1929, 1931
1977	Paul E. Gregory	1928-30; Head Coach: 1957-74
	Leslie B. "Cy" Taylor	1932-33
1978	Frank Chambers	1964-66
1981	Delbert B. "Del" Unser	1964-66

YEAR	PLAYER	YEARS LETTERED/COACHED AT MSU
1982	Phillip "Lefty" Brandon	1947-49
	Thomas O. "Tommy" Neville	1963-64
1983	James A. "Jimmy" Bragan Sr.	1947-50
1991	Lloyd C. McDougal Jr.	1943
1992	R. B. "Bernie" Ward	1936-38
1993	Mike Proffitt	1969-72
1994	Ken Tatum	1964-66
1995	Doug Hutton	1963-64
1996	Lee Watts	1946, 1948-49
1997	Jack Lazorko	1977-78
1998	Ron Polk	Head Coach: 1976-97, 2002-08
1999	Frank Montgomery	1961-63
2000	John Grace	1943, 1947-48
2001	Bobby Crosswell	1968-71
	Brantley Jones	1967-70
2002	Nat "Buck" Showalter	1977
2003	Jeff Brantley	1982-85
	Will Clark	1983-85
2004	Floyd Johnson	1948-51
2006	Daniel O. Murphy	1950-52
2007	Curt Monroe	1952-53
2008	Rafael Palmeiro	1983-85
2009	Glenn Young	1981-82
2012	Sammy Ellis	1961

NEWSOM AWARD (26)

The Newsom Award was begun in 1990 by retired MSU professor and State's former NCAA Athletic Faculty Representative Walt Newsom. Named in memory of his parents, Carroll and Francis Newsom, the award annually honors the scholastic achievement of a Mississippi State athlete in each MSU sport as well as overall male and female winners. Chuck Daniel and Jeremy Jackson were selected as the overall Newsom Award recipients in 1992 and 1998, respectively.

1991	Chuck Daniel	1998	Jeremy Jackson*	2005	Michael Rutledge	2012	Brent Brownlee*
1992	Chuck Daniel*	1999	Brian Wiese	2006	Brad Jones	2013	Kendall Graveman
1993	Drew Williams	2000	Travis Chapman	2007	Justin Pigott	2014	Ben Bracewell
1994	Drew Williams	2001	Joey Collums	2008	Justin Pigott	2015	Seth Heck
1995	Scott Tribolet	2002	Joey Collums	2009	Grant Hogue	2016	Brent Rooker
1996	Jeremy Jackson	2003	Joey Collums	2010	Russ Sneed		
1997	Adam Piatt	2004	Saunders Ramsey	2011	Ryan Collins		

* Overall Winner

ALL-TIME LETTERMEN



A

ABBOTT, Eli	1885-89
ABRAHAM, Jim	1999
ABRAHAM, Josh	2002
ABRAMS, Randy	1984-87
ADAMS, A.C.	1913
ADAMS, Joe Roy	1949-51
ADAMS, Larry	1960-62
ADKINS, Luke	2009-10
ALBRO, Daryl	1993
ALDRICH, Russ	1977-78
ALEXANDER, J.H.	1917-18
ALEXANDER, Luke	2016
ALEXANDER, V.B.	1904
ALLEN, Johnny	2008-09
ALSTON, D.P.	1904-05
ALSTON, W.	1902-03
AMERSON, Mike	1976-77
AMMIRATI, Nick	2012-13
AMSLER, F.L.	1924-26
AMSLER, H.S.	1932
ANDERSON, Beasley	1941
ANDERSON, Blake	1993-96
ANDERSON, Charlie	1990-92
ANDERSON, J.B.	1891-93
ANDREADES, Tommy	1975
ANGELO, V.J. Jr.	1940-41
ANSLEY, M.E.	1890
ARMSTEAD, T.W.	1895-96
ARMSTRONG, B.E.	1911-12
ARMSTRONG, C.H.	1935-37
ARMSTRONG, Derrick	2013-14
ARMSTRONG, R.S.	1930
ARNOLD, T.H.	1921-24
ARRIETE, Nelson	1986-89
ASHBY, Gus	1954
AUSTIN, K.W.	1921-24

B

BACON, Bill	1963-65
BAILEY, Jim	1957-59
BAKER, D.M.	1931-32
BAKER, H.G.	1912-13
BANE, Craig	1992-94
BARBARIAN, J.T.	1914-15
BARTLETT, Chuck	1982-83
BARTLEY, Terry	1979
BATES, C.C.	1925-27
BEASLEY, Leon	1954-55
BECKER, W.D.	1932
BEESLEY, Ken	1966-68
BELL, Don	1964-66
BENDER, Del	1977-78
BENSON, Rex	1946, 48-49
BERKERY, Thomas	2003-06
BERRY, Jack	1947-48, 50
BERRYHILL, Joe	1959-60
BILLINGSLEY, Jacob	2016
BISHOP, C.H. Jr.	1943
BLACK, C.P.	1946
BLAKENEY, Jacob	2002-03
BLEDSE, E.F. Jr.	1942-43, 47
BLEDSE, W.S.	1943
BLOMELEY, Earl	1952
BLOMELEY, Warren	1947-48, 50-51
BOBO, W.H.	1915-18
BOLTON, C.G.	1924-26
BOLTON, H.H.	1933-35
BOND, Bill	1981-82
BOONE, Roy	1967

BORING, Jim	1958-59
BOTTOM, R.	1906
BOWEN, Ricky	2007-09
BOWMAN, W.H.	1910
BOYD, C.D.	1918-19, 21
BRACEWELL, Ben	2010, 12-14
BRADFORD, C.T.	2011-14
BRADFORD, Mike	1982-83
BRAGAN, Bobby	1963-65
BRAGAN, Frank	1951-53
BRAGAN, Jimmy	1947-50
BRANDON, C.N.	1914-17
BRANDON, Phillip	1947-49
BRANNON, Larry	1959-61
BRANTLEY, Jeff	1982-85
BREAUX, Kale	2016
BRELAND, C.L.	1910
BRINSON, Matthew	2001-03
BRISTER, J.C.	1927-28
BRITTON, Matthew	2012-15
BROACH, C.H.	1930-31
BROCK, Tanner	1999-02
BROWN, Cody	2014-16
BROWN, Daniel	2015-16
BROWN, Dwayne	1981
BROWN, Louie	1956
BROWN, Michael	2001-02
BROWN, Preston	2013-15
BROWN, R.N.	1931
BROWN, Ron	1991-93
BROWN, T.P.	1910
BROWNLEE, Brent	2009, 11-12
BRUNSON, C.O.	1923-25
BRYAN, Brooks	1997-98
BRYAN, Mike	1958-59
BUCKLEY, Larry	1973-75
BUCKNER, Rex	1990-93
BURCH, C.T.	1933-35
BURCKEL, Brad	1991
BURKLEY, Jason	1999-02
BURNS, Mike	1964-66
BURTON, Chip	1972-73
BUSBY, Andrew	2011
BUSBY, Michael	2008-09
BUSSEY, Justin	2009
BUTLER, Jet	2007-10
BUTLER, W.D.	1893
BUTT, Tommy	1985-86
BUTTE, W.D.	1892
BUTTS, Jeff	2003-06

C

CALDWELL, R.S.	1935-37
CANTRELL, Johnny	1960-62
CARLSON, Steve	1975-78
CAROTHERS, V.M.	1897
CARPENTER, Matt	1991-93
CARPENTER, Wirt	1891-93
CARROLL, James	1964-66
CARROLL, M.B.	1938
CARROLL, Ryan	1999-02
CARTER, Benjie	1973-75
CARTER, C.C.	1903-04
CARVER, Jesse	2007-08
CASE, J.G.	1916
CASSIBRY, R.E.	1933-35
CASTORIA, Bruce	1979-82
CHAMBERS, F.W.	1939-41
CHAMBERS, Frank	1964-66
CHAPMAN, C.P.	1912-14

CHAPMAN, E.B.	1926-27
CHAPMAN, Rick	1973-74
CHAPMAN, Travis	1997-00
CHILTON, H.S.	1899
CHISOLM, F.N.	1908-09
CLARK, Brian	1993-96
CLARK, Scott	1997-99
CLARK, Tucker	1937-39
CLARK, W.T.	1930-32
CLARK, Will	1983-85
CLAY, J.O.	1908-09
CLAYTON, D.G.	1919-20
CLEM, C.B.	1897
CLEVELAND, Brett	2003-06
CLIBURN, Perry	1978-80
CLIETT, J.R.	1939-41
CLISBY, M.B.	1903-04
COBB, H.A.	1920-22
COHEN, John	1988-90
COLE, G.H.	1910-13
COLE, Joe Bob	1973-74
COLEMAN, E.	1903-04
COLEMAN, E.P.	1933-34
COLLINS, Gavin	2014-16
COLLINS, Mike	1968-71
COLLINS, Ryan	2008-11
COLLUMS, Joey	2000-03
COMBS, C.G.	1907
COMPTON, Brian	1998-99
CONNELL, J.H.	1887
CONNER, Boyd	1978-79
COOK, J.D.	1939
COOPER, J.G.	1933-35
COOPER, S.F.	1912-13
CORLEY, Brad	2003-05
CORLEY, F.G.	1924-26
COUNTS, Rick	1972-73
COWART, Moss	1947-49
COX, W.E.	1897-99, 1902
COX, Will	2012-13
CRAFT, Sidney	1966-67
CRAIG, Bobby	1958-59
CRANE, J.W.	1916
CRAWFORD, D.D.	1917
CRIGLER, J.L.	1925-26
CRIGLER, L.W.	1892-93, 95-96
CRIGLER, W.L.	1889-90
CRITZ, Albert	1910-13
CRITZ, H.M.	1919-20
CRITZ, Hugh	1895-96
CROMWELL, E.B.	1888-89
CROSBY, Jon	2004-06
CROSSWHITE, Chad	2006-09
CROSWELL, Bobby	1968-71
CRUBAUGH, J.S.	1934
CURRY, Chris	1999
CYR, Ryan	2016

D

D'ERCOLE, Steve	1980-81
DABBS, Dustin	1995-98
DAILEY, Robert	1976
DANIEL, Chuck	1989-92
DARBY, Mike	1975-78
DARLINGTON, Scott	1980-81
DAVIDSON, Rick	1973-74
DAVIDSON, Scott	1993-94
DAVIS, Corbin	1991
DAVIS, Donnie	1970-72
DAVIS, Frank	1984-85



ALL-TIME LETTERMEN

DAVIS, J.E.	1886
DAVIS, J.H.	1896
DAVIS, Odis	1976-77
DAVIS, R.T.	1918
DAVIS, Ronnie	1959
DAVIS, V.W.	1914-15
DEAS, F.H.	1898-99
DELOACH, Scott	2009
DEMPSEY, Gary	1958-61
DENT, H.M.	1906-08
DETZ, Alex	2013-14
DEWEESE, Brent	1994-96
DICKERSON, Charlie	1954-56
DICKINSON, Chas	1957
DIGGS, Wyn	2006-07
DILGARD, Keith	1996-97
DILLE, A.B.	1911
DIXON, Rick	1979-80
DIXON, W.V.	1936-38
DONALDSON, Ron	1964-65
DONOVAN, Kevin	1997-00
DOOLITTLE, Todd	2004-05
DOWE, Steven	2000-03
DRANE, G.W.	1898
DUBOSE, Eric	1995-97
DUDA, Sammy	1985
DUDLEY, John	1962-63
DUDLEY, Knox	1958
DUFFY, Ryan	2007-10
DUGGAR, L.L.	1895
DUNLAP, Fred	1973-76
DUNN, Brooks	2003-06
DUPUY, Jerry	1993-94
DURIN, G.S.	1946
DYESS, J.H.	1929-31

E

EASLEY, Edward	2005-07
EAST, Butch	1964
EASTLAND, S. Jr.	1904-06
EBERS, Eric	2004-05
ECHOLS, Eddie	1957-59
ECHOLS, Tracy	1986-87, 89-90
EDMONSON, Richard	1966-68
EDWARDS, Mitch	1986
EICHMEIER, Jim	1970-71
EILAND, S.W.	1928-30
ELLIS, Sammy	1961
ELLIS, Terry	1987-88
ENLOW, F.L.	1930-32
ESTEL, Justin	1998-00
ETHERIDGE, Bill	1961-63
ETHERIDGE, H.K.	1961-63
ETHRIDGE, J.E.	1916-17
EVANS, Park	1992

F

FAIRCLOTH, J.L.	1911-12
FARRAR, Ben	1951-53
FAULK, G.H.	1919
FAVARA, S.D.	1941-42
FEATHERSTONE, F.M.	1927
FEILD, Junior	1965-67
FERRETTI, J.S.	1938-40
FERRISS, David "Boo"	1941-42
FESMIRE, Ryan	2003-04
FIFE, P.J.	1903, 05-07
FILIPPI, Craig	1982-83
FITTS, Trevor	2012-15
FLAGG, Jeff	2006-08

FLEMING, Dick	1962-63
FLEMING, Hap	1993-95
FLETCHER, Sammy	1968-69
FLOURNEY, J.D.	1895
FONDREN, W.M.	1936
FORBES, J.C.	1940
FORD, E.Q.	1899
FORESMAN, F.C.	1942-43
FORRESTER, J.E.	1946
FORT, R.W.	1890
FORTNER, Bill	1963-64
FOSTER, Don	1953-54
FOWLER, L.B.	1921-22
FRANCIS, H.T.	1904
FRAZIER, Adam	2011-13
FREED, Mark	1998-00
FREEMAN, Brad	1995-98
FREEMAN, Cody	2008-11
FRENTZ, G.	1913-15
FROST, Sam	2010-13
FULLERTON, Tyler	2012

G

GAGE, Tony	1981-82
GAINES, Tanner	2012
GALCERN, G.E.	1895-96
GALCERN, R.H.	1896
GALLOWAY, Scott	1976-79
GAMMILL, Jimmy	1989-91
GANT, Jamie	2003-04
GARDINER, Don	1956-58
GARDNER, Damon	1990
GARNER, Cager	2000-01
GARNER, Daniel	2014
GATLIN, Russ	1964-66
GEORGE, Chris	1989-91
GENDRON, Steve	2001-04
GENTRY, Myles	2013-14
GERARD, P.N.	1917
GHOLSON, Garland	1955-59
GHOLSON, Willis	1955
GILARDONI, Lewis	1951-53
GILLASPIE, Mark	1980-81
GINTER, Matt	1997-99
GIRODO, Chad	2010-13
GLENN, W.R.	1941
GLOVER, Ben	1957-59
GOFORTH, Mark	2007-09
GOODSON, Robby	2001-03
GOODWIN, James	1959
GORDON, Cole	2016
GORDON, W.D.	1938-39
GORE, Larry	1957-59
GRACE, J.N. Jr.	1943-48
GRAMMAS, Alex	1947-49
GRAMMAS, Pete	1947-49
GRAVEMAN, Kendall	2010-13
GRAYUM, Richie	1987-89
GREEN, Hal	1961-62
GREGORY, P.E.	1928-30
GREGORY, Paul Jr.	1965-67
GRIDLEY, Ryan	2015-16
GRIFFIN, Bob	1988
GRIFFITH, Steve	1972-73
GRISHAM, Ben	2004-05
GRISSOM, W.C.	1937-39
GROSKOSKI, C.J.	1936-37
GROSS, Beverly	1949-51
GULLEY, P.	1903-04
GUYTON, M.B.	1943

GWINNER, H.	1892-93
-------------	---------

H

HAIR, Frank	1959
HALBERT, Molly	1956-58
HALE, Steve	1975-76
HALEY, J.L.	1933-35
HALL, Dennis	1967, 69-70
HALLIBURTON, J.C.	1921
HAMILTON, Bill	1965-66
HAMILTON, Casey	2004
HAMILTON, Jim	1973-74
HAMILTON, Joey	1990-91
HAMILTON, W.C.	1940, 46-47
HANDLEY, Jim	1962
HANN, Kyle	2013
HANNAH, Dale	1979
HARDEN, Jon	1990-92
HARDEN, Nat	1993
HARDCASTLE, J.T.	2001
HARDWICK, Bryan	1979-82
HARDY, Nick	2007-09
HARDY, S.L.	1909
HARPER, J.A.	1942
HARRINGTON, F.	1898
HARRINGTON, T.H.	1898
HARRIS, J.C.	1928-30
HARRIS, James	1976
HARRIS, R.C.	1926-28
HARRIS, S.D.	1886
HARRIS, S.R.	1933
HARTNESS, C.H.	1928-29
HARTNESS, S.D.	1887
HARTZOG, H.	1925-26
HAUSWALD, Rob	1995-98
HAWKINS, C.W.	1935-37
HAYES, David	2009
HAYES, Robbie	1993
HAYMAN, David	1993-96
HEARNE, B.	1908-09
HECK, Seth	2014-15
HEGAN, Steve	1991-94
HELD, Mike	1970-72
HENDERSON, Carl	1993
HENDERSON, Demarcus	2012-14
HENDERSON, Gene	1969-72
HENDERSON, Tim	1989-90
HENRY, Chad	2001-02
HENRY, J.B.	1938
HERZOG, Hans	1982-83
HIGHT, F.T.	1936-38
HILDRETH, Brad	1986-89
HILL, Steve	1975-77
HINE, C.R.	1933-34-35
HINTON, Bill	1951-53
HOBBS, F.M.	1913-14
HOGGARD, Cade	2007-08
HOGUE, Grant	2008-09
HOLDER, Jonathan	2012-14
HOLLAND, Dale	1971-73
HOLLAND, John	2015-16
HOLLAND, W.H.	1925
HOLLINGHEAD, Drew	2009
HOLLY, Chuck	1988-91
HOLMES, B.D.	1919-20
HOLMES, Butch	1972-74
HOLMES, W.T.	1943
HOPE, Darrin	2001
HOPPER, R.C.	1924-26
HOOTEN, David	1994-96

ALL-TIME LETTERMEN



HORNE, L.T.	1931-33
HORNE, Roy	1971
HOUSEL, Matt	2004
HOUSTON, Greg	2007-10
HOUSTON, Zac	2015-16
HOWARD, J.R.	1897
HOWARD, L.J.	1917
HOWARTH, Jim	1967-68
HOWE, Tom	1991-92
HOWELL, H.F.	1923-24
HOWELL, J.E.	1920-22
HUDSON, Dakota	2014-16
HUDSON, E.E.	1902
HUDSON, Ken	1970
HUFFMAN, W.H.	1928-29
HUGHES, Collins	2001
HUGHES, J.E.	1941-42
HUGHES, T.B.	1923-24
HUMPHREYS, Reid	2014-16
HUMPHRIES, C.D.	1906
HUNTER, Jeff	2000-01
HUNTER, Joseph	2003-06
HURST, Jody	1987-89
HUTCHINSON, Dudley	1959-61
HUTTO, Brad	2001
HUTTON, Doug	1963-64

I

INGRAM, David	1975-76
INTORCIA, Trent	1983-86
IRVIN, Bruce	1971-72
IVY, S.R.	1940

J

JACKSON, Jeremy	1995-98
JAMES, Keegan	2016
JAMES, Nelson	1968
JANOUS, Frank	1960
JASZCZAK, Steve	1994
JENKINS, Ben	1994-96
JENKINS, J.C.	1890-91
JENNINGS, J.M.	1909-11
JENNINGS, Morley	1910-12
JENNINGS, W.J.	1885-88
JETER, Robbin	1982-83
JOBES, Tracy	1987-90
JOHNSON, Alan	2003-05
JOHNSON, Billy	1948
JOHNSON, Floyd	1948-51
JOHNSON, J.H.	1940
JOHNSON, Joel	1985-86
JOHNSON, Josh	2004-07
JOHNSON, Roy	1959-61
JOHNSON, T.H.	1892
JOHNSON, Trey	2010-11
JOHNSON, Van	1995-98
JOHNSON, W.B.	1923-24
JOHNSON, W.E.	1947-48
JOHNSON, Wes	1987-88
JOINER, Mark	1975
JONES, Brad	2003-06
JONES, Brantley	1967-70
JONES, Brayden	2012
JONES, Devin	2009-11
JONES, Enrico	1999-02
JONES, R.	1917-18
JONES, Robert	1950-51
JONES, Ron	1963-64
JONES, Tyler	2004

K

KALLAHER, Jim	1974-77
KATEON, Bunky	2005-06
KEE, T.L.	1943
KELLEY, Mike	1976-79
KELLY, O.G.	1895
KELLY, Shane	1999-00
KENNEDY, Kyle	1992-95
KERR, A.P.	1906
KILPATRICK, D.C.	1940
KING, Steve	1984-86
KINNEY, F.G.	1914-15
KINNEY, H.C.	1913-15
KLINDWORTH, M.E.	1920-22
KLIPSTEIN, Dave	1979-82
KLYCE, F.W.	1940
KNOST, W.A.	1911
KNOTT, Jon	1998-01
KOCOL, Bobby	1978-79
KOMP, George	1975
KOON, Jared	2007
KOTOWSKI, Tony	1950
KRAUSSE, Dave	1967
KRUGER, Jack	2016
KURTZ, Ken	1979

L

LACHER, Jeff	2001-04
LAKE, W.A.	1885-89
LALOR, John	2005-08
LAMB, J.T.	1931
LAMON, Fred	1950-52
LANGSTON, Lloyd	1961-63
LANINFA, Brian	2004-07
LANN, H.T.	1896
LARSON, Adam	1999-01
LASTER, Lucas	2014-15
LATHON, Ed	1967
LAVENE, L.C.	1929
LAWHORN, A.F.	1941-42
LAZORKO, Jack	1977-78
LEA, Matt	2006
LEE, Ken	1976-77
LEE, M.E.	1916-19
LEE, Richard	1995-98
LENOIR, R.L.	1930
LENOIR, S.P.	1907-09
LEWIS, Brent	2001-03
LEWIS, Brooks	2007-09
LEWIS, C.P.	1915
LILLY, C.E.	1903
LINDGREN, Jacob	2012-14
LITTELL, Eric	1973-75
LITTLE, H.S.	1921-22
LITTON, Doug	1953-54, 57-58
LOCKE, Bobby	1983-84
LOE, Terry	1979-81
LOEWER, Carlton	1992-94
LOEWER, C.D.	1925-26
LONG, Casey	2001-02
LOPER, Harold	1915
LOTTERHOS, Chris	1998-99
LOVELADY, Josh	2015
LOWE, Nathaniel	2016
LOWTHER, David	1979-80
LUBY, Harvey	1972, 74-75
LUCADO, J.S.	1930
LUCAS, W.Y.	1907-09
LUMSDEN, G.R.	1937-38
LUSK, Kelly	1955

LYLE, T.D.	1918
LYONS, Eddie	1991-94
LYONS, Rathel	1920
LYONS, Roy	1918-20

M

MACKIN, Jeff	1991-94
MAGEE, W.J. Jr.	1912-14
MAGRUDER, F.H.	1910-12
MAHAN, Russ	1989
MAHER, Buddy	1977-78
MAHOLM, Paul	2001-03
MALONE, Jack	1986
MALONEY, Chris	1982-83
MANGUM, Jake	2016
MANISCALCO, Matthew	2000-03
MARKS, G.S. Jr.	1946
MARRERO, Eliah	2016
MARSLAND, David	1993
MARTIN, E.C.	1898
MARTIN, G.W.	1924
MARTIN, Mike	1986-88
MARTIN, Ty	1999-00
MARTZ, Billy	1980-81
MASTERS, Burke	1987-90
MATTHEWS, Bobo	1954
MATTHEWS, H.H.	1897
MATTHEWS, Joel	1993
MATTHEWS, W.M.	1895
McBEATH, W.K.	1942
McCAIN, B.H.	1918
McCANN, Howie	1977-78
McCANN, Mike	1983-84
McCARGO, R.W.	1906-09
McCASKILL, Joseph	2004-07
McCLELLAN, J.W.	1907-10
McCLELLAN, W.S.	1927-29
McCOOL, Bob	1963-64
McCOOL, J.	1902
McCRANEY, Mike	1985-87
McCULLOUGH, Tom	1977-78
McDERMOTT, R.J.	1911-12
McDONALD, John	1977-80
McDONALD, Roark	1984-86
McDOUGAL, L.C.	1943
McDUFFEE, W.C.	1930-31
McGEE, Ken	1967-69
McGRATH, Ryan	1997-00
McKAY, D.P.	1886-87
McKISSICK, Clovis	1956
McMAHON, David	1988
McMAHON, R.J.	1938-39
McNAIR, Don	1957-59
McNALLY, James	1954-57
McNEIL, T.Y.	1897-98
McRANEY, Will	1983-86
McVEY, E.A. Jr.	1938-39
McWILLIAMS, J.W.	1887-89
McWILLIAMS, W.R.	1917
MEADOWS, Wayne	1962-64
MEDDERS, Brandon	2000-01
MERRIMAN, Jerry	1960-61
METTS, A.C.	1903-04
MILEY, Bill	1968-69
MILLER, J.W.	1925
MILLER, Tom	1969
MILLER, W.S. Jr.	1942-43
MILLS, R.	1910
MILNER, Sammy	1970
MILTON, Ted	1969-72



ALL-TIME LETTERMEN

MIMS, Tommy	1970
MINOR, H.A.	1899
MINOR, H.D.	1886-87
MINOR, Longstreet	1905-06
MINTZ, Levi	2015
MITCHELL, Bennie	1905-09
MITCHELL, David	1988-90
MITCHELL, Evan	2011-13
MITCHELL, John	1984-87
MITCHELL, M.B.	1920-22
MITCHELL, Monroe	1955-57
MITCHELL, Ross	2012-15
MITCHELL, Scott	1987-90
MITCHELL, Willie	1905-09
MITCHELL, W.M.	1942
MOHON, Bobby	1952-54
MONROE, Curtis	1952-53
MONTGOMERY, Bill	1974-76
MONTGOMERY, E.	1885, 88-91
MONTGOMERY, Frank	1961-63
MONTGOMERY, S.	1885-90
MOON, H.H.	1885
MOORE, C.H.	1931-32
MOORE, Earl	1892-93
MOORE, Forrest	2008
MOORE, Tyler	2008
MORELAND, Mitch	2005-07
MORGAN, Gene	1984-85
MORGAN, H.C.	1939-40
MORLOCK, Allen	1981-82
MORRIS, Pat	1955-56
MORRIS, W.	1903-04
MORTON, W.E.	1902
MULDROW, H.L.	1890-91
MULLINO, Ray	1985-86
MUNDIE, Don	1979-81
MUNGLE, Jon	2002-03
MURCH, Red	1897
MURPHY, B.J.	1942-43
MURPHY, Dan	1950-52
MURPHY, Terry	1954-57
MYER, C.S.	1922-24
MYERS, J.S.	1912
MYLES, Harold	1982-84
MYRICK, Bobby	1971-74

N

NACE, Todd	1988
NAIL, Braxton	1953-55
NAPPI, Jason	2008-09
NASH, H.R.	1927
NEAL, W.S. Jr.	1902
NEIL, George	1915
NESTER, Arthur	1960-62
NEVILLE, Tommy	1963-64
NEWMAN, Doug	1994-95
NICHOLAS, Todd	2001-03
NICHOLS, Aubrey	1962-64
NIOLET, H.L.	1946
NIX, J.C.	1938
NIXON, V.D.	1937-38
NOBLE, C.R. Dudy	1913-15
NOBLE, P.A.	1926-28
NORMAN, Rob	1988-91
NORRIS, Daryl	2011-13
NORTON, Ronnie	1961-63

O

OAKLEY, G.E.	1931
OBRADOVICH, Mark	2000

OGDEN, Jonathan	2010-11
OLIVER, Dale	1961-62
OWEN, Joe	1970-72
OWENS, Brian	2002-03

P

PACE, Paxton	2009
PADGETT, Jared	2016
PALMEIRO, Rafael	1983-85
PALMER, Coker	1968-69
PAPELBON, Jonathan	2001-03
PAPPENHEIMER, W.A.	1929-30
PARADOA, Dan	1986-87
PARENTON, Tim	1982-84
PARKER, Bob	1983-84
PARKER, F.W.	1897-99
PARKER, Guy	1960-62
PARKER, Jackie	1953
PARKER, John Ed	1955
PARKER, T.I.	1919-22
PARKS, Jarrod	2009-11
PARKS, Lee	1999-02
PARVIN, Dave	1960
PASSEAU, Claude	1964-66
PATTERSON, J.E.	1915
PATTERSON, R.L.	1942
PATTON, Barry	1995-98
PATTON, George	1966-68
PATTY, H.L.	1898-99
PAUL, Billy	1952
PAVLOU, Larry	1976-79
PAXTON, A.H.	1942
PEARCE, J.B.	1931
PEARSON, M.T.	1913-14
PEARSON, Winston	2002-03
PEATROSS, J.T.	1918
PEEL, R.L.	1923-25
PEEPLES, Matt	1997-98
PEPPER, R.H.	1917-19
PERKINS, David	1991-94
PERKINS, E.G.	1933-35
PERRY, G.D.	1919
PETRULIS, Paul	1991-93
PHARES, David	1970-71
PHILLIPS, Mickey	1960
PIATT, Adam	1995-97
PIGOTT, Justin	2005-08
PILKINGTON, Konnor	2016
PILLOW, G.D.	1936
PINKERTON, Wayne	1972-75
PINSON, T.C.	1946
PIRTLE, Brett	2013-14
PITTMAN, J.N.	1946
POGUE, C.M.	1946
POLK, Scott	1995-99
POLK, Steve	1989-90
POLLORENA, Luis	2011-13
POPE, Don	1960-61
PORTER, Jay	1981-83
PORTER, Trey	2012-13
PORTERA, Andy	1962-63
PORTERA, Frank	1965-67
POTTER, F.E.	1913-15
POTTS, Jocko	1967-70
POWELL, Jay	1991-93
POWER, Frank	1954-57
POWER, Mark	1995-97
POWERS, Connor	2007-10
POWERS, Ryan	2008-09
PRATHER, R. Jr.	1902-04

PRIESTER, R.L.	1926-28
PRIESTER, V.D.	1940-41
PRITCHARD, Lamar	1971-72, 74
PROFFITT, Mike	1969-72
PRUETT, Jim	1957-59
PRUSER, Mike	1980
PRYOR, R.M. Jr.	1943
PURVIS, Russell	1960

Q

QUINN, Tom	1990-92
------------	---------

R

RAFFO, Tommy	1987-90
RAMSEY, Saunders	2003-05
RANDOLPH, Zack	2014
RATH, Gary	1992-94
RAWDOW, Frank	2009
RAWLS, R.D.	1921-23
RAY, Carl	1960
RAY, T.J.	1886-87
REA, Jeffrey	2004-07
REA, Wes	2012-15
REAGAN, Josh	1978-79
REDD, Ricky Joe	1992-95
REDDEN, O.S.	1928
REED, Bobby	1988-90
REED, Caleb	2009-12
REED, R.E.	1939
REEDER, Claude	1963-65
REID, W.D.	1905-06
REINIKE, Chris	1997-98
REINSTETLE, Dwight	1972
RENFROE, Hunter	2011-13
REYES, Louis	1974
REYNOLDS, Luke	2015
RHODES, Joe	1950
RICE, Andy	2006-08
RICHARDSON, Matt	2006-07
RIDDLE, Larry	1974-75
RIGBY, Ryan	2016
ROBBINS, Wayne	1956-58
ROBERDS, W.G.	1905-07
ROBERTS, J.M.	1915
ROBINS, E.L.	1890-93, 95
ROBINSON, Don	1975-78
ROBINSON, Don	1950
ROBINSON, Jason	1994
ROBINSON, Jim	1988-90
ROBSON, Jacob	2013, 15-16
ROCK, Jamie	1999-2000
ROGERS, Jeff	1914-15
ROOKER, Brent	2015-16
ROPER, M.A.	1933
RORIE, Bill	1967-70
ROSEBOROUGH, E.H.	1907
ROSSEAU, T.H.	1892-93, 95
ROUTT, Nick	2009, 11-12
ROWAN, C.	1885
RUBY, A.R.	1928-29
RUDD, E.I.	1896-97
RUSSELL, C.E.	1919-20
RUSSELL, C.H.	1908-10
RUSSELL, T.G.	1896-97
RUTLEDGE, Michael	2005-07

S

SAHLER, Mike	1975
SAUNDERS, H.T.	1898-99
SAUNDERS, W.B.	1917-20

ALL-TIME LETTERMEN



SCARBROUGH, Tyler
SCHLOSSER, Randy
SCHNEIDER, Sonny
SCHOENROCK, Bill
SCIONEUX, Damian
SCOTT, John
SELF, T.E.
SEXTON, Austin
SHANKS, F.D.
SHANNON, C.R.
SHARPE, L.K.
SHAVE, Jon
SHAW, J.V.
SHAW, M.J.
SHEFFIELD, Neil
SHELLY, John Marc
SHEPHERD, Jaron
SHEPHERD, Scott
SHEPPARD, Joe
SHIELDS, D.A.
SHOWALTER, Nat
SHREWSBERRY, John
SHUMAKER, Brad
SHUMAKER, Coie
SIKES, C.H.
SIKES, D.O.
SILVA, Gray
SLAUTER, Mitch
SMALL, Ethan
SMITH, Bob
SMITH, Blake
SMITH, Charlie
SMITH, E.G.
SMITH, F.M.
SMITH, H.
SMITH, H.E. Jr.
SMITH, Herman
SMITH, Mike
SMITH, Mike
SNEED, Russ
SNYDER, H.L.
SOTTILE, Lou
SPARKMAN, Sparky
SPEED, David
SPENCER, A.L.
SPICA, Rick
SPRAGGINS, H.F. Jr.
SPRUIELL, Matt
STANTON, Bill
STARK, Taylor
STARK, W.
STATUM, Bobby
STATZ, Tim
STEVENSON, R.V.
STEWART, M.M.
STILL, Phil
STINSON, E.B.
STOVALL, Hunter
STOVALL, W. D. R.
STRAITS, John
STRATTON, Chris
STRINGER, J.I.
STRINGER, W.L. Jr.
STUART, C.E.
STUBBS, A.B.
STUBBS, A.F.
STUBBS, H.T.
SUSCE, Steve
SUTTON, R.T.
SWINDLE, Lee

2003-04
1979-80
1947-50
1958-60
1996-97
1984-86
1947-49
2014-16
1941-42
1890-91, 93
1885-89
1987-90
1935
1914-17
1960-61
2013
2010-11
1975-77
1948-50
1902
1977
1979-81
1996-97
1967-69
1932-34
1923
2004
2012-13
2016
1980
2016
1963-65
1940-41
1908-11
1899
1934-35
1946
1977-78
2015-16
2007-10
1943-47
1980-81
1997-98
1965-66
1919
1971-72
1940-42
2015
1956
2011
1902
1975
2011
1911
1939
1968-71
1997-98
1888-89
1920-21
1994-95
2010-12
1925-26
1934-35
1925-27
1936-38
1937
1939-40
1979-81
1939
2008-09

T

TACKETT, Daniel
TANKSLEY, Scott
TAQUINO, Michael
TATUM, Craig
TATUM, Ken
TATUM, Vance
TAYLOR, L.B.
TAYLOR, Mark
TERRY, Brian
THIESEN, Gator
THIGPEN, Bobby
THIGPEN, Wes
THOMPSON, E.T.
THOMPSON, Jerry
THOMPSON, L.R.
THOMPSON, W.L.
THOMS, Hank
THOMS, Josh
THOMS, Lake
THOMS, Rusty
TILLER, T.E. Jr.
TINSLEY, Brooks
TOMKINS, Larry
TORRES, Pete
TOWNES, R.B.
TRIBOLET, Scott
TROTTER, G.P.
TRUITT, J.F.
TUCKER, J.B.
TURCOTTE, Louis
TURNER, Brandon
TURNER, Charles
TURNER, I.S.

2004-05
1993-95
2000
2003-04
1964-66
2014-16
1932-33
1981-82
1997-00
1984-85
1984-85
2010-11
1930-32
1969-71
1926-28
1897
1997-99
2002-04
1998-99
1995-98
1946
2006
1994-95
1978-79
1919
1994-95
1903-07
1942
2002-03
1976
2007-08
1957-59
1922-25

U

UNDERWOOD, Bee
UNSER, Del
UTTERBACK, W.E.

1933-34
1964-66
1891

V

VALENTINE, Mike
VAN CLEVE, Dan
VANDEVERE, D.C.
VAUGHN, Jack
VAUGHN, J.S.
VEAZEY, J.C.
VENABLE, J.C.
VICKERSON, Jake
VICKERSON, Nick
VOSS, David

2005-07
1982-85
1929-31
1956
1924
1897
1943
2014-15
2010-11
1970-72

W

WADDELL, Trent
WAITS, F.A.
WALKER, Cody
WALKER, Gerald
WALLACE, B.J.
WALLACE, Glenn
WALTERS, Barry
WALTERS, J.F.
WALTON, F.L.
WARBURTON, John
WARD, R.B.
WASHINGTON, Gary
WASHINGTON, Manuel
WATSON, C.C.
WATTS, Lee
WAX, H.O.
WAX, J.A.

2015
1932-34
2014-15
1951-53
1990-92
1967-69
1996-98
1935-37
1910
1991
1936-38
1965-67
1967-69
2010
1946, 48-49
1918
1931

WEATHERFORD, Aaron
WEAVER, Trent
WEAVER, Tri
WEBB, Ben
WEBB, J.W.
WEDDELL, F.J.
WEEMS, J.L.
WEISHEIM, Tim
WELLS, Harold
WENDTLAND, Wal
WENTZ, Bob
WESSON, Jared
WEST, Josh
WHEELER, Brett
WHEELER, J.O.
WHEELER, M.J.
WHITE, J.N.
WHITE, Pete
WHITNEY, Tyler
WHITTEN, L.H.
WIENIEWITZ, Spud
WIESE, Brian
WILDER, E.
WILFORD, F.C.
WILLCUTT, Jason
WILLCUTT, Jimmy
WILLIAMS, Charlie
WILLIAMS, Drew
WILLIAMS, Jesse
WILLIAMS, Julian
WILLIAMS, Lee
WILLIAMS, W.J.
WILLINGHAM, Phillip
WILLOUGHBY, Gary
WILSON, Joe
WINFORD, Barry
WINFORD, Ron
WINKLER, Brad
WILSON, Andy
WILSON, Joe
WOMACK, S.K.
WOOD, H.E.
WOOD, W.T. Jr.
WOODRUFF, Brandon
WOOTEN, Josh
WREN, Cliff
WRIGHT, Daron
WRIGHT, Ernie

2006-08
1986
1985-86
1986
1928-29
1890-93
1934
1978-79
1952-53
1975-76
1953
2009
1998-01
1996-98
1885
1906
1919-20
1980-83
2007-10
1907-09
1973-74
1996-99
1917-18
1941
1998-99
1962-64
1953-55
1991-94
1955-56
1954
1950-52
1910
1998-01
1975-77
1955-56
1986-89
1987-89
1980-83
2004-08
1954
1919
1937-39
1936-38
2012-14
2000-01
1999
1999-2000
1989

Y

YARBROUGH, Greg
YEATES, C.W.
YEATES, E.D.
YEATES, N.
YILLING, Fred
YOUNG, Chris
YOUNG, Glen
YOUNG, Paul
YOUNG, Pete

1968
1892-93, 95
1896-97, 99
1905
1968-70
2000-02
1981-82
2016
1987-89

Z

ZELMER, Dan

1982-84

BOLD: CURRENT PLAYERS



BULLDOGS IN MLB (57)

GLEN "LEFTY" BOLTON • 1B

Cleveland (1928)

CAREER	G	AB	H	HR	RBI	AVG.
1 Year	4	13	2	0	0	.154

JIMMY BRAGAN • COACH

Cincinnati (1967-69), Montreal (1970-72), Milwaukee (1976-77)

JEFF BRANTLEY • P

San Francisco (1988-93), Cincinnati (1994-97), St. Louis (1998), Philadelphia (1999-2000), Texas (2001)

CAREER	G-GS	W-L	IP	ERA	SO	SV
14 Years	615-18	43-46	859.1	3.39	728	172

ED CHAPMAN • P

Washington (1933)

CAREER	G-GS	W-L	IP	ERA	SO	SV
1 Year	6-1	0-0	8.0	8.00	4	0

TRAVIS CHAPMAN • 3B

Philadelphia (2003)

CAREER	G	AB	H	HR	RBI	AVG.
1 Year	1	1	0	0	0	0

BUBBA CHURCH • P

Philadelphia (1950-52), Cincinnati (1952-53), Chicago Cubs (1953-55)

CAREER	G-GS	W-L	IP	ERA	SO	SV
6 Years	147-95	36-37	713.1	4.10	274	4

WILL CLARK • 1B

San Francisco (1986-93), Texas (1994-98), Baltimore (1999-2000), St. Louis (2000)

CAREER	G	AB	H	HR	RBI	AVG.
15 Years	1976	7173	2176	284	1205	.303

HUGH CRITZ • 2B

Cincinnati (1924-30); New York [NL] (1930-35)

CAREER	G	AB	H	HR	RBI	AVG.
12 Years	1478	5930	1591	38	531	.268

ERIC DUBOSE • P

Baltimore (2002-06), Cleveland (2006)

CAREER	G-GS	W-L	IP	ERA	SO	SV
5 Years	52-27	9-15	188.1	5.21	115	0

ED EASLEY • C

St. Louis (2015), Pittsburgh (2016)

YEAR	G	AB	H	HR	RBI	AVG
2015	4	6	0	0	1	.000
1 Year	4	6	0	0	1	.000

SAMMY ELLIS • P/COACH

Cincinnati (1962, 64-67), California (1968), Chicago [AL] (1969) / New York [AL] (1983-84; 1986), Chicago [AL] (1989-91), Chicago [NL] (1992), Seattle (1993-94), Boston (1996), Baltimore (2000)

CAREER	G-GS	W-L	IP	ERA	SO	SV
7 Years	229-140	63-58	1004.0	4.15	677	18

BOBBY ETHERIDGE • 3B

San Francisco (1967, 1969)

CAREER	G	AB	H	HR	RBI	AVG.
2 Years	96	246	60	2	25	.244

RAGS FAIRCLOTH • P

Philadelphia (1919)

CAREER	G-GS	W-L	IP	ERA	SO	SV
1 Year	2-0	0-0	2.0	9.00	0	0

DAVID "BOO" FERRISS • P

Boston (1945-50)

CAREER	G-GS	W-L	IP	ERA	SO	SV
6 Years	144-103	65-30	880.0	3.64	296	8

ADAM FRAZIER • IF/OF

Pittsburgh (2016-PRESENT)

YEAR	G	AB	H	HR	RBI	AVG
2016	66	146	44	2	11	.301
1 Year	66	146	44	2	11	.301

MATT GINTER • P

Chicago [AL] (2000-2003), New York [NL] (2004), Detroit (2005), Cleveland (2008)

CAREER	G-GS	W-L	IP	ERA	SO	SV
7 Years	96-19	5-7	232.0	5.43	132	1

ALEX GRAMMAS • INFIELDER/COACH-MANAGER

St. Louis (1954-56, 59-62), Cincinnati (1956-58), Chicago [NL] (1962-63)

CAREER	G	AB	H	HR	RBI	AVG.
10 Years	913	2073	512	12	163	.247

Pittsburgh (1965-69), Cincinnati (1970-75), Milwaukee (1976-77), Cincinnati (1978), Atlanta (1979), Detroit (1980-1991)

Year	W-L	Pct.	Teams
3 Years	137-191	.418	Pittsburgh/Milwaukee

CHAD GIRODO • P

Toronto (2016-PRESENT)

CAREER	G-GS	W-L	IP	ERA	SO	SV
2016	14-0	0-0	10.1	4.35	5	0
1 Year	14-0	0-0	10.1	4.35	5	0

KENDALL GRAVEMAN • P

Toronto (2014), Oakland (2015-PRESENT)

CAREER	G-GS	W-L	IP	ERA	SO	SV
2014	5-0	0-0	4.2	3.86	4	0
2015	21-21	6-9	115.2	4.05	77	0
2016	31-31	10-11	186.0	4.11	108	0
3 Years	57-52	16-20	306.1	4.08	189	0

PAUL GREGORY • P

Chicago [AL] (1932-33)

CAREER	G-GS	W-L	IP	ERA	SO	SV
2 Years	56-26	9-14	221.1	4.72	57	0

BUNN HEARN • P

St. Louis (1910-11), New York Giants (1913), Pittsburgh (1915), Boston (1918-20)

CAREER	G-GS	W-L	IP	ERA	SO	SV
6 Years	66-40	13-24	399.2	3.56	111	0

JONATHAN HOLDER • P

New York [AL] (2016-PRESENT)

CAREER	G-GS	W-L	IP	ERA	SO	SV
2016	8-0	0-0	8.1	5.40	5	0
1 Year	8-0	0-0	8.1	5.40	5	0

JIM HOWARTH • OF

San Francisco (1971-74)

CAREER	G	AB	H	HR	RBI	AVG.
4 Years	152	226	49	1	16	.217

BULLDOGS IN MLB (57)



ALAN JOHNSON • P

Colorado Rockies (2011)

CAREER	G-GS	W-L	IP	ERA	SO	SV
1 Year	1-1	0-0	4.0	9.00	3	0

JON KNOTT • OF

San Diego (2004, 2006), Baltimore (2007)

CAREER	G	AB	H	HR	RBI	AVG.
3 Years	19	31	6	1	6	.194

JACK LAZORKO • P

Milwaukee (1984), Seattle (1985),

Detroit (1986), California (1987-89)

CAREER	G-GS	W-L	IP	ERA	SO	SV
6 Years	69-15	5-8	222.0	4.22	108	2

JACOB LINDGREN • P

New York [AL] (2015-PRESENT)

CAREER	G-GS	W-L	IP	ERA	SO	SV
2015	7-0	0-0	7.0	5.14	8	0
1 Year	7-0	0-0	7.0	5.14	8	0

CARLTON LOEWER • P

Philadelphia (1998-99), San Diego (2001-03)

CAREER	G-GS	W-L	IP	ERA	SO	SV
4 Years	48-41	10-18	238.1	6.12	118	0

JIM LYLE • P

Washington Senators (1925)

CAREER	G-GS	W-L	IP	ERA	SO	SV
1 Year	1-0	0-0	3.0	6.00	3	0

PAUL MAHOLM • P

Pittsburgh (2005-11), Chicago [NL] (2012), Atlanta (2012-13)

Los Angeles [NL] (2014)

CAREER	G-GS	W-L	IP	ERA	SO	SV
10 Years	273-250	77-100	1556.1	4.30	984	0

CHRIS MALONEY • 1B COACH

St. Louis (2012-PRESENT)

BRANDON MEDDERS • P

Arizona (2005-08), San Francisco (2009-10)

CAREER	G-GS	W-L	IP	ERA	SO	SV
6 Years	210-0	16-7	234.2	3.61	175	1

MONROE MITCHELL • P

Washington (1923)

CAREER	G-GS	W-L	IP	ERA	SO	SV
1 Year	10-6	2-4	41.2	6.48	8	2

WILLIE MITCHELL • P

Cleveland (1909-16); Detroit (1916-19)

CAREER	G-GS	W-L	IP	ERA	SO	SV
11 Years	276-190	84-92	1632.0	2.88	921	4

TYLER MOORE • 1B

Washington (2012-PRESENT)

CAREER	G	AB	H	HR	RBI	AVG.
2012	75	156	41	10	29	.263
2013	63	167	37	4	21	.222
2014	42	91	21	4	14	.231
2015	97	187	38	6	27	.203
4 Years	277	601	137	24	91	.228

MITCH MORELAND • 1B/OF

Texas (2010-PRESENT)

YEAR	G	AB	H	HR	RBI	AVG
2010	47	145	37	9	25	.255
2011	134	464	120	16	51	.259
2012	114	327	90	15	50	.275
2013	147	462	107	23	60	.232
2014	52	167	41	2	23	.246
2015	132	471	131	23	85	.278
2016	147	460	107	22	60	.233
7 Years	773	2496	633	110	354	.254

BUDDY MYER • INF

Washington (1925-27), Boston (1927-28),

Washington (1929-41)

CAREER	G	AB	H	HR	RBI	AVG.
17 Years	1923	7038	2131	38	850	.303

BOBBY MYRICK • P

New York [NL] (1976-78), Seattle (1979)

CAREER	G-GS	W-L	IP	ERA	SO	SV
4 Years	82-0	3-6	140.0	3.47	73	2

RAFAEL PALMEIRO • 1B

Chicago [NL] (1986-88), Texas (1989-93), Baltimore (1994-98),

Texas (1999-2003), Baltimore (2004-05)

CAREER	G	AB	H	HR	RBI	AVG.
20 Years	2831	10,472	3,020	569	1835	.288

JONATHAN PAPELBON • P

Boston (2005-11), Philadelphia (2012-15),

Washington (2015-2016)

CAREER	G-GS	W-L	IP	ERA	SO	SV
2005	17-3	3-1	34.0	2.65	34	0
2006	59-0	4-2	68.1	0.92	75	35
2007	59-0	1-3	58.1	1.85	84	37
2008	67-0	5-4	69.1	2.34	46	41
2009	66-0	1-1	68.0	1.85	76	38
2010	65-0	5-7	67.0	3.90	76	37
2011	63-0	4-1	64.1	2.94	87	31
2012	70-0	5-6	70.0	2.44	92	38
2013	61-0	5-1	61.2	2.92	57	29
2014	66-0	2-3	66.1	2.04	63	39
2015	59-0	4-3	63.1	2.13	56	24
2016	37-0	2-4	35.0	4.37	31	19
12 Years	689-3	41-36	725.2	2.44	808	368

ADAM PIATT • OF

Oakland (2000-03), Tampa Bay (2003)

CAREER	G	AB	H	HR	RBI	AVG.
4 Years	212	521	129	16	65	.248

JAY POWELL • P

Florida (1995-98), Houston (1998-2001),

Colorado (2001), Texas (2002-04), Atlanta (2005)

CAREER	G-GS	W-L	IP	ERA	SO	SV
11 Years	512-0	36-23	542.1	4.17	423	22

GARY RATH • P

Los Angeles (1998), Minnesota (1999)

CAREER	G-GS	W-L	IP	ERA	SO	SV
2 Years	11-1	0-1	8.0	11.25	5	0

HUNTER RENFROE • OF

San Diego (2016-PRESENT)

YEAR	G	AB	H	HR	RBI	AVG
2016	11	35	13	4	14	.371
1 Year	11	35	13	4	14	.371



BULLDOGS IN MLB

JIM ROBERTS • P

Brooklyn Robins (1924-25)

CAREER	G-GS	W-L	IP	ERA	SO	SV
2 Years	12-5	0-3	26.1	7.18	10	0

RAY ROBERTS • P

Philadelphia Athletics (1919)

CAREER	G-GS	W-L	IP	ERA	SO	SV
1 Year	3-2	0-2	14.0	7.71	2	0

JON SHAVE • 2B

Texas (1993), Minnesota (1998), Texas (1999)

CAREER	G	AB	H	HR	RBI	AVG.
3 Years	79	160	46	1	21	.288

BUCK SHOWALTER • MANAGER

New York [AL] (1992-95), Arizona (1998-2000),
Texas (2003-06), Baltimore (2010-PRESENT)

Year	W-L	Pct.	Team
1992	76-86	.469	New York Yankees
1993	88-74	.543	New York Yankees
1994*	70-43	.619	New York Yankees
1995	79-65	.549	New York Yankees
1998	65-97	.401	Arizona
1999	100-62	.617	Arizona
2000	85-77	.525	Arizona
2003	71-91	.438	Texas
2004*	89-73	.549	Texas
2005	79-83	.488	Texas
2006	80-82	.494	Texas
2010	34-23	.596	Baltimore
2011	69-93	.426	Baltimore
2012	93-69	.574	Baltimore
2013	85-77	.525	Baltimore
2014*	96-66	.593	Baltimore
2015	81-81	.500	Baltimore
2016	89-73	.549	Baltimore
18 Years	1429-1315	.521	Four Teams

* --- American League Manager of the Year

HOMER SPRAGINS • P

Philadelphia (1947)

CAREER	G-GS	W-L	IP	ERA	SO	SV
1 Year	4	0-0	5.1	6.75	3	0

CHRIS STRATTON • P

San Francisco (2016-PRESENT)

CAREER	G-GS	W-L	IP	ERA	SO	SV
2016	7-0	1-0	10.0	3.60	6	0
1 Year	7-0	1-0	10.0	3.60	6	0

CRAIG TATUM • C

Cincinnati (2009), Baltimore (2010-11)

CAREER	G	AB	H	HR	RBI	AVG.
3 Years	100	269	60	1	22	.223

KEN TATUM • P

California (1969-70), Boston (1971-73), Chicago [AL] (1974)

CAREER	G-GS	W-L	IP	ERA	SO	SV
6 Years	176	16-12	283.1	2.92	156	52

BOBBY THIGPEN • P/Coach

Chicago [AL] (1986-93), Philadelphia (1993),
Seattle (1994) / Chicago [AL] (2013-PRESENT - Bullpen Coach)

CAREER	G-GS	W-L	IP	ERA	SO	SV
9 Years	448-0	31-36	568.2	3.43	367	201

DEL UNSER • OF

Washington (1968-71), Cleveland (1972), Philadelphia (1973-74; 79-82), New York [NL] (1975-76), Montreal (1976-78)

CAREER	G	AB	H	HR	RBI	AVG.
15 Years	1799	5215	1344	87	481	.258

FRED WALTERS • C

Boston (1945)

CAREER	G	AB	H	HR	RBI	AVG.
1 Year	40	93	16	0	5	.172

SID WOMACK • P

Boston Braves (1926)

CAREER	G	AB	H	HR	RBI	AVG.
1 Year	1	3	0	0	1	.000

PETE YOUNG • P

Montreal (1992-93)

CAREER	G-GS	W-L	IP	ERA	SO	SV
2 Years	17-0	1-0	25.2	3.86	13	0

MLB ALL-STARS (8 PLAYERS, 22 SELECTIONS)

PLAYER	SELECTIONS	YEARS
Will Clark	6	1988, 1989, 1990, 1991, 1992, 1994
Jonathan Papelbon	6	2006, 2007, 2008, 2009, 2012, 2015
Rafael Palmeiro	4	1988, 1991, 1998, 1999
Buddy Myer	2	1935, 1937
Jeff Brantley	1	1990
Bobby Thigpen	1	1990
Sammy Ellis	1	1965
David "Boo" Ferriss	1	1946

BULLDOGS IN MLB DRAFT



(151 PLAYERS, 185 SELECTIONS)

YEAR	ROUND	POS.	PLAYER	TEAM
1965	2	OF	Del Unser#	Minnesota
	6*	C	Frank Portera#	St. Louis
	7*	RHP	Frank Chambers#	Baltimore
1966	1+	OF-1B	Del Unser (18th)	Washington
	2	RHP	Ken Tatum	California
	3^	RHP	Frank Chambers#	Oakland
	3	RHP	James Carroll	San Francisco
	4^	C	Frank Portera#	Oakland
	4^	OF-1B	Del Unser#	Pittsburgh
	5+	C	Frank Portera	Atlanta
	6^	OF	Mike Burns	Cleveland
	6^	RHP	Ken Tatum#	Detroit
	6+	RHP	Frank Chambers	Chicago (AL)
	17	RHP	Claude Passeau	Cincinnati
	24	1B	Glenn Lusk	Atlanta
	36	1B	Gary Washington#	New York (AL)
1967	2^	1B	Gary Washington#	Washington
	4+	1B	Gary Washington	New York (AL)
1968	8	OF	Jim Howarth, OF	San Francisco
	48	RHP	Glenn Wallace, RHP	Baltimore
1969	3	C	John Fletcher	Boston
	23	OF	Manuel Washington	Los Angeles
	31	C	Fred Yilling	Baltimore
1970	10+	3B	Phil Still#	Baltimore
1971	2+	SS	Bobby Crosswell	Montreal
	9	3B	Phil Still	New York (AL)
1972	26	OF	Ted Milton#	St. Louis
1973	10^	OF	Ted Milton	California
1974	13	INF	Wayne Pinkerton	Texas
1977	2+	RHP	Jack Lazorko#	New York (AL)
	4^	RHP	James Harris	Cleveland
	5	OF	Nat Showalter	New York (AL)
	17	RHP	Don Robinson	Houston
1978	5	OF	Del Bender	Boston
	11	RHP	Jack Lazorko	Houston
1979	25	LHP	Ken Kurtz	Kansas City
	32	OF	Mike Kelley	Chicago (NL)
1980	26	RHP	Perry Cliburn	Texas
1981	11	OF	Mark Gillaspie	San Diego
	11	RHP	Steve Susce	Pittsburgh
	19	1B	Bruce Castoria#	San Francisco
	20	RHP	Don Mundie	Houston
1982	7	1B	Bruce Castoria	Houston
	15	C	Chuck Bartlett#	Toronto
	29	OF	Dave Klipstein	Milwaukee
1983	9	C	Jay Porter	San Diego
	10	C	Chuck Bartlett	Los Angeles
1984	13	RHP	Jeff Brantley#	Montreal
	15	SS-2B	Gator Thiesen#	New York (AL)
	21	SS	Bob Parker	Houston
1985	1	1B	Will Clark (2nd)	San Francisco
	1	OF	Rafael Palmeiro (22nd)	Chicago (NL)
	4	RHP	Bobby Thigpen	Chicago (AL)
	6	RHP	Jeff Brantley	San Francisco
	10	2B	Gator Thiesen	St. Louis
	21	OF	Dan Van Cleve	Texas
	22	RHP	Gene Morgan	Kansas City
1986	25	RHP	Steve King	Montreal
	25	RHP	Ray Mullino	Chicago (NL)
1987	33	1B	David Mitchell	Atlanta
1988	24	OF	Jody Hurst#	Minnesota

YEAR	ROUND	POS.	PLAYER	TEAM
1989	6	RHP	Pete Young	Montreal
	10	OF	Jody Hurst	Detroit
	11	OF	Richie Grayum	Chicago (NL)
	12	C	Barry Winford	Texas
	18	SS	Brad Hildreth	Baltimore
	41	RHP	Bobby Reed#	Chicago (AL)
	56	2B	Jon Shave#	Texas
1990	3	RHP	Bobby Reed	Texas
	5	2B	Jon Shave	Texas
	8	1B	Tommy Raffo	Miami Miracle
	21	C	Jim Robinson	Chicago (NL)
	22	OF	John Cohen	Minnesota
	35	RHP	Tom Quinn, RHP#	San Diego
1991	30	LHP	Chris George	New York (NL)
1992	1	LHP	B.J. Wallace (3rd)	Montreal
	20	RHP	Chuck Daniel	Chicago (NL)
	44	2B	Charlie Anderson	St. Louis
1993	1	RHP	Jay Powell (19th)	Baltimore
	8	SS	Paul Petrulis, SS	New York (NL)
	24	OF	Ron Brown, OF	Florida
	48	OF	Ricky Joe Redd#	Boston
1994	1	RHP	Carlton Loewer (23rd)	Philadelphia
	2	LHP	Gary Rath	Los Angeles
	44	RHP	Kyle Kennedy#	Seattle
1995	22	RHP	Scott Tanksley	Minnesota
	45	LHP	Brian Clark#	St. Louis
1996	14	RHP	David Hooten	Minnesota
	18	RHP	Keith Dilgard#	Cincinnati
	23	C	Blake Anderson	Colorado
1997	1	LHP	Eric DuBose (21st)	Oakland
	8	3B	Adam Piatt	Oakland
	12	SS	Brad Freeman#	Cleveland
	21	OF	Damian Scioneaux	Tampa Bay
	47	LHP	Jeremy Jackson#	New York (NL)
1998	7	SS	Brad Freeman	St. Louis
	8	RHP	Chris Reinike	Cleveland
	10	LHP	Jeremy Jackson	Kansas City
	15	1B	Richard Lee	Toronto
	20	C	Barry Patton	Cleveland
1999	1	RHP	Matt Ginter (22nd)	Chicago (AL)
	9	C	Chris Curry	Chicago (NL)
	9	RHP	Hank Thoms	Boston
	10	OF	Brian Wieser	Boston
	25	2B	Chris Lotterhos	Cleveland
	33	1B	Cliff Wren	Los Angeles
2000	9	LHP	Mark Freed	Chicago (NL)
	17	3B	Travis Chapman	Philadelphia
	19	RHP	Justin Estel	Montreal
	20	2B	Ty Martin	Texas
	21	RHP	Ryan Carroll#	Boston
	28	LHP	Kevin Donovan	Philadelphia
2001	9	RHP	Brandon Medders	Arizona
	13	RHP	Tanner Brock#	Cincinnati
	15	RHP	Ryan Carroll#	Boston
	22	RHP	Adam Larson#	Baltimore
2002	18	RHP	Chris Young	Colorado
	40	RHP	Jonathan Papelbon#	Oakland
2003	1	LHP	Paul Maholm (8th)	Pittsburgh
	4	RHP	Jonathan Papelbon	Boston
	8	SS	Matthew Maniscalco	Tampa Bay
	13	1B	Matthew Brinson	Colorado
	14	3B	Steve Gendron#	San Diego
	21	LHP	Todd Nicholas#	Cincinnati
	22	RHP	Jacob Blakeney	Atlanta
	23	OF	Jon Mungle#	Milwaukee



BULLDOG IN MLB DRAFT

YEAR	ROUND	POS.	PLAYER	TEAM
2004	3	C	Craig Tatum	Cincinnati
	13	SS	Steve Gendron	Florida
	24	RHP	Jeff Lacher	Florida
	37	RHP	Jamie Gant#	Montreal
	44	OF	Jon Mungle#	Milwaukee
2005	50	RHP	Saunders Ramsey#	Florida
	2	OF	Brad Corley	Pittsburgh
	29	RHP	Jamie Gant	Houston
	43	LHP	Brooks Dunn#	Chicago (AL)
	46	INF	Thomas Berkery#!	Texas
2006	48	OF	Joseph Hunter#	Cleveland
	23	LHP	Brooks Dunn	San Diego
	25	OF	Joseph Hunter	Chicago (AL)
	33	OF	Jeffrey Rea#	Boston
2007	1-5	C	Ed Easley (61st)	Arizona
	16	RHP	Josh Johnson	Tampa Bay
	17	1B	Mitch Moreland	Texas
	18	2B	Jeffrey Rea	Chicago (NL)
2008	3	RHP	Aaron Weatherford	Arizona
	12	2B	Brandon Turner	Florida
	16	1B	Tyler Moore	Washington
	27	OF	Jeff Flagg	New York (NL)
	38	RHP	Ricky Bowen#	Cincinnati
2009	46	OF	Grant Hogue#	Cincinnati
	11	1B	Connor Powers#	Los Angeles (NL)
	35	OF	Grant Hogue	Houston
	43	RHP	Ricky Bowen	Cincinnati
2010	21	1B	Connor Powers	San Diego
	26	SS	Jet Butler	New York (NL)
	34	LHP	Tyler Whitney	Seattle
	38	LHP	Forrest Moore	Florida
2011	9	RHP	Devin Jones	Baltimore
	20	2B	Nick Vickerson	Texas
	24	3B	Jarrod Parks	Los Angeles (AL)
	33	OF	Jaron Shepherd	Colorado
2012	1	RHP	Chris Stratton (20th)	San Francisco
	16	LHP	Nick Routt	Cincinnati
	36	RHP	Kendall Graveman#	Miami
2013	1	OF	Hunter Renfroe (13th)	San Diego
	6	SS	Adam Frazier	Pittsburgh
	8	RHP	Kendall Graveman	Toronto
	9	LHP	Chad Girodo	Toronto
	13	RHP	Evan Mitchell	Cincinnati
	22	INF/RHP	Daryl Norris	Detroit
	23	LHP	Luis Polloreña	Texas
2014	2	LHP	Jacob Lindgren	New York (AL)
	6	RHP	Jonathan Holder	New York (AL)
	11	RHP	Brandon Woodruff	Milwaukee
	23	2B	Brett Pirtle	Detroit
2016	1	RHP	Dakota Hudson (34th)	St. Louis
	7	RHP	Reid Humphreys	Colorado
	7	LHP	Daniel Brown	Milwaukee
	9	OF	Jacob Robson	Detroit
	11	RHP	Zac Houston	Detroit
	13	1B	Nathaniel Lowe	Tampa Bay
	13	C	Gavin Collins	Cleveland
	18	LHP	Vance Tatum	Kansas City
	18	RHP	Austin Sexton	St. Louis
	20	C	Jack Kruger	Los Angeles (AL)
	38	OF	Brent Rooker#	Minnesota

NOTES

* June Class AA Selections

^ January Secondary Phase

+ June Secondary Phase

Indicates players who did not sign with the club that drafted them.

! Thomas Berkery, drafted by Texas in 2005, signed with the Rangers in 2006 prior to the 2006 June draft.

Since 1965, **151** different Diamond Dawgs have been selected a total of **185** times in the Major League Baseball Draft, including a school-record **11 in the 2016 draft**.

In 2016, All-American Dakota Hudson became the **13th MSU player drafted in the first round**. With the St. Louis Cardinals selection, Hudson joined Hunter Renfroe (2013) and Chris Stratton (2012) as the third Diamond Dawg in the last four seasons to be selected in the first round.



1885

May 2 Mississippi A&M, behind team captain W.J. (Bill) Jennings, defeats Durant 7-2 in the first baseball game in MSU history. Jennings, who holds the distinction of being credited as the first man in Southern college baseball who could throw a curveball, baffles batters from all over the South in claiming A&M's first 12 wins. His composite four-year record, during which time he pitched every game for the Maroons, was a sparkling 12-1.

1893

October 12 A&M defeats the Ole Miss 6-3 in its first intercollegiate baseball game. The schools have met nearly 500 times, easily the longest baseball rivalry for both schools.

1909

April 11 Willie Mitchell hurls the first perfect game in Mississippi A&M history by striking out 26 LSU batters and helping the Maroons slip past the Tigers 1-0 in the second game of a twinbill in Baton Rouge, Louisiana. Mitchell finishes with a 6-1 worksheet and dazzles his opponents by striking out 97 batters in 56 1/3 innings. Of his six victories, Mitchell throws one no-hitter, two one-hitters, two two-hitters and one six-hitter.

1918

April 5-6 Maroon hurlers R.H. Pepper and J.T. Peatross shut down Mississippi College by tossing back-to-back no-hitters. Pepper opens the two-game series by allowing the Choctaws only four walks in a 5-0 A&M win. But his shining accomplishment is overshadowed the following day as Peatross pitches only the second perfect game in MSU history, downing Mississippi College 1-0.

1920

April 5 Legendary Dudy Noble Field namesake Clarke Randolph "Dudy" Noble coaches his first game at his alma mater, a 5-3 loss to the University of Illinois. Noble will go on to coach at MSU for 26 years, during which time he compiles a 267-201-9 record and wins three Southern Conference Championships.

1924

May 13 Two baseball rarities occur in the same game during a campus contest against Ole Miss. Not only does A&M retire the Rebels on three straight pitches in one inning, but shortstop C.S. "Buddy" Myer gives the Maroons a much-needed boost by cranking out a grand slam to lead his team to a 6-4 victory. Myer's shot is believed to be the first grand slam in the history of MSU. Myer would go on to play 17 years in Major League Baseball with Washington and Boston, hitting for a career average of .303.

1947

April 18 LSU outfielder Joe Bill Adcock launches a shot an estimated 500 feet into the MSU swimming pool at the "old" Dudy Noble Field. Adcock would play only one season at LSU before playing 16 years in the major leagues, but his tremendous blow is still talked about by long-time Bulldog baseball fans.

1948

May 31 R.P. "Doc" Patty guides the Bulldogs to their first Southeastern Conference Championship in his initial season as head coach. MSU defeats Auburn in the championship playoff, three games to none, thanks to the efforts of All-SEC outfielder Johnny Grace, who led the Bulldogs with a .375 batting average.

1949

June Mississippi State College wins its second-consecutive SEC Championship by downing Kentucky three games to one in the title series. All-conference infielder Alex Grammas and brother Pete Grammas were crowd favorites in helping lead the Bulldogs to a 19-6 record. Alex Grammas would go on to play 10 seasons in Major League Baseball with the St. Louis Cardinals, Cincinnati Reds and Chicago Cubs, before coaching for the Detroit Tigers.

1965

May 9 Outfielder Del Unser belts three round-trippers and picks up a double to set a then single-game team record for total bases with 14. Unser spreads his blasts around, sending a shot to all three fields as the Bulldogs fall to Ole Miss, 10-7. The power outburst gives Unser seven homers, all coming in the last six regular-season games.

May 22

Behind conference hits-leader Mike Burns, the Bulldogs top Auburn in the SEC Championship Series, winning two games out of three. After falling to the Tigers in the series opener, MSU battles back with the strong pitching of Ken Tatum, who leads the Bulldogs to 10-1 and 10-2 victories to claim the conference crown. The title marked the first of four won under the guidance of coaching-great Paul Gregory.

1966

April 2 Pitcher James Carroll hurls 14 innings of four-hit baseball as he out-duels Alabama's Kenny Stabler, 2-1. All-American outfielder Del Unser scores the winning run with two out in the bottom of the 14th.

May 14

Right-hander Ken Tatum starts on only two days rest and shuts down the Tennessee Volunteers 9-3, giving the Bulldogs their second-consecutive SEC Championship. The game marked MSU's final appearance at Redbird Park in Columbus, which for two seasons served as the home for of MSU Baseball while their "new" Dudy Noble Field was being built.



HISTORY OF BULLDOG BASEBALL

1970

May 5 Sophomore left-hander Gene Henderson stymies Arkansas in the nightcap with a no-hit performance that gives the Bulldogs, ranked fifth nationally, a doubleheader sweep versus the Razorbacks, 6-0 and 1-0. Henderson, along with conference ERA-leader Dennis Hall (0.63) and wins-leader Brantley Jones (9-0), carries MSU to its fifth SEC title. State drops the first game of the best-of-three championship series against Tennessee but rebounds to claim the final two contests 4-3 and 1-0 at Dudy Noble Field.

1971

May 14 All-America third baseman Phil Still and All-SEC pitcher Mike Proffitt help lead the Bulldogs to 5-1 and 3-1 victories against Vanderbilt for their second-consecutive SEC Championship on the way to a 32-12 record and the school's first-ever appearance in the NCAA College World Series. After defeating the Commodores in two straight games for the league title, MSU then downs Georgia Tech 5-2 in the NCAA District III championship game in Gastonia, North Carolina, to become the fifth team from the SEC to advance to CWS competition.

1972

April 14 Dudy Noble Field hosts its first night game thanks to a new lighting system. MSU alumnus E.B. "Dutch" McCool, a former teammate of coach Paul Gregory, donates the lights to his alma mater, allowing the Bulldogs to play games at night when it is more convenient for fans to attend. McCool was one of the original founders of Holiday Inn.

1976

March 8 New Mississippi State head coach Ron Polk wins his first game as the Bulldog skipper, 4-0 versus Louisiana Tech. MSU finishes the season 28-17, which begins a streak of 32-consecutive winning seasons for Mississippi State.

1977

March 19 Junior outfielder Nat Showalter begins the season with a modest six-game hitting streak in which he hits .700 (14-for-20) on his way to posting the MSU single-season record for batting average. Showalter, the current manager of the Baltimore Orioles and former skipper of the New York Yankees, Arizona Diamondbacks and Texas Rangers, hits an SEC-leading .459 as he garners numerous all-America honors.

1979

May 14 Down 11-9 with one out in the bottom of the eighth, designated hitter Rick Dixon launches a slider nearly 400 feet over the left-center field fence for a three-run homer in the SEC Championship final. The win gives fourth-year head coach Ron Polk his first conference title in the first SEC Tournament held at Dudy Noble Field.

May 27 After falling to nationally-ranked New Orleans in the opening game, the Bulldogs successfully sweep through the loser's bracket to claim the NCAA South Regional Championship. An 8-6 win versus Murray State in the championship game of the first NCAA regional at Dudy Noble Field lifted MSU to its second appearance all-time in the prestigious NCAA College World Series.

1981

March 15 Junior first baseman Bruce Castoria sets a then school record and ties the conference mark by driving in 10 runs against UNLV in Las Vegas. Castoria, who would set another school record by cranking four grand slams on the year, hits his second of the season against the Runnin' Rebels, along with a three-run shot, an RBI single and two walks with the bases loaded to account for his 10 RBIs.

May 24 State jumps out to an early six-run lead and holds off a late rally by East Tennessee State to win the NCAA Atlantic Regional Championship at Clemson, South Carolina, 6-5. The Bulldogs would go on to finish fifth nationally at the NCAA College World Series.

1983

February 25 Freshman Rafael Palmeiro slaps the first pitch he sees as a collegian over the right field fence for a three-run homer on Opening Day against Mississippi College. Palmeiro, who would later pile up 3,020 hits and 569 home runs in a remarkable 20-year pro career, proceeds to hit safely in his first 20 games en route to a team-high and SEC-best .406 batting average.

April 2 Future major league slugger Will Clark hits his first collegiate home run, an eighth-inning grand slam to straight-away center field, to help lead MSU to a 27-10 pounding versus rival Ole Miss. The following day, Clark comes in late as a pinch runner and scores the winning run in a 7-6 come-from-behind victory against the Rebels.

1985

May 12 Behind strong pitching and excellent defense, the Bulldogs overpower the field in three games to win the SEC Tournament at LSU's Alex Box Stadium, clinching the title with an 8-3 win versus Georgia.

May 27 MSU tops Michigan 19-8 in the championship game of the NCAA South I Regional to earn its third trip to the NCAA College World Series under Ron Polk. Right fielder/relief pitcher Bobby Thigpen, who a year before hit a grand slam in his first career at-bat at Dudy Noble Field, shines in his home finale by cranking another bases-loaded blast. MVP Jeff Brantley is among seven Bulldogs named to the 11-player all-tournament team.



1985 (CONTINUED)

October 23 The United States Baseball Federation names Mississippi State All-American Will Clark the recipient of the Golden Spikes Award, amateur baseball's most prestigious honor. Clark had been the second player taken overall during baseball's June draft by the San Francisco Giants. Clark still ranks as MSU's all-time career leader in batting average (.391).

1987

March 1 The "new" Dudy Noble Field re-opens its gates to 4,040 fans who brave the chilly weather and experience what is considered by many to be the nicest baseball stadium in all of college baseball. The \$3.5 million showcase consists of 3,700 chairback seats, two 1,500-seat bleachers down each line and the spacious Joe Phillips Press Box. MSU doesn't disappoint the home crowd, downing Birmingham-Southern 4-1.

May 14 Freshman center fielder Jody Hurst blasts two homers and Mississippi State scores four runs in the bottom of the ninth to lead the sixth-seeded Bulldogs against top-seeded Georgia, 6-5, in the opening-round of the SEC Tournament in Athens, Georgia. MSU swept three games from Alabama in the final regular season series to qualify for the tournament and won four straight SEC Tournament games to claim the championship and earn a spot in an NCAA Regional.

1988

April 16 Mississippi State shatters its own NCAA on-campus attendance record (10,619) as 14,378 Bulldog faithful jam Dudy Noble Field for MSU's doubleheader split with LSU. The following evening, State plays its fifth regular season game ever on ESPN, besting the Tigers 1-0 on the strength of current MS Athletic Director John Cohen's fifth-inning solo shot to center field.

1989

April 22 Mississippi State once again sets the NCAA on-campus attendance record when a crowd of 14,991 witness the Bulldogs' doubleheader sweep of Florida. Junior second baseman Burke Masters caps the evening off in fine fashion by drilling a solo shot into the famous Left Field Lounge™ during the Bulldogs' final at-bat to lift MSU versus the Gators, 5-4.

April 30 Coach Ron Polk's Bulldogs claim their third SEC Championship in five years and the 10th in school history by winning a 28-16 slugfest at Kentucky, setting the single-game team record for most hits (30) and tying the record for most home runs (6). Junior outfielder Tracy Echols ties an SEC record by recording six hits in the contest.

May 25-28 Dudy Noble Field hosts its fifth NCAA regional in six years. The 1989 South Regional draws an NCAA-record 56,906 fans during the 11-game event, an average of 5,173 per game.

1990

May 28 Jon Shave drives in Tommy Raffo with two out in the top of the eighth to cap a three-run MSU rally and give State a 4-3 win versus Florida State in the championship game of the NCAA South II Regional in Starkville. With the win, MSU earns its fifth trip to the College World Series in Omaha, Nebraska. Five Bulldogs were named to the all-tournament team, including MVP Burke Masters, whose dramatic ninth-inning grand slam against Florida State had earlier provided MSU with an 11-8 victory.

1992

May 21 Left-hander B.J. Wallace strikes out 19 Nicholls State batters in 10 innings of work at the NCAA Mideast Regional in Starkville, setting a new MSU single-season record with 145 strikeouts. His mark breaks the old record of 136 set by Jeff Brantley in 1985. A month later, Montreal made Wallace the No. 3 pick in the Major League Baseball Draft.

1993

May 8 State plays its 1,000th Southeastern Conference game, defeating in-state rival Ole Miss 10-2 in the first game of a doubleheader at Oxford.

1994

October Mississippi State's 10-man recruiting class is ranked the nation's best by Collegiate Baseball magazine, the highest national ranking for a class of MSU baseball newcomers.

1995

January 7 Mississippi State head coach Ron Polk is inducted into the American Baseball Coaches Association Hall of Fame. Polk joins 160 other all-time amateur baseball coaching greats enshrined in the ABCA Hall of Fame, coach C.R. "Dudy" Noble, inducted in 1967, and Paul Gregory, who joined the group in 1977.

1996

May 23-25 State returns to the NCAA postseason playoffs after a two-year absence, traveling to Palo Alto, California, to compete in the NCAA West Regional. Sophomore ace lefty Eric DuBose, who fanned 174 batters in 1996 to establish an MSU single-season strikeout record, went the distance in MSU's 6-2 win against UC Santa Barbara.

1997

February 27 With MSU's 11-4 win versus Delta State at Dudy Noble Field, coach Ron Polk becomes the 16th college coach to reach 1,000 career wins.



HISTORY OF BULLDOG BASEBALL

1997 (CONTINUED)

- April 19 In ceremonies prior to the Mississippi State-Alabama game, MSU's baseball facility is renamed Dudy Noble Field, Polk-DeMent Stadium in honor of coach Ron Polk and a longtime MSU baseball fan from Indianola, Mississippi, the late Gordon DeMent. In the game, MSU downs the eventual NCAA runners-up in an 11-10 thriller.
- June 5 After hosting and winning the NCAA Mideast Regional and finishing tied for fifth at the College World Series in Omaha, Neb., MSU announces the retirement of head baseball coach Ron Polk and introduces Pat McMahon as the school's 14th head baseball coach. Polk, remaining on staff with the MSU administration in fund raising, announced August 18 the beginning of a drive to expand seating by more than 1,000 at MSU's home stadium, including the addition of 18 Diamond Suites.

1998

- February 17 Mississippi State launches the coaching era of Pat McMahon at Dudy Noble Field, Polk-DeMent Stadium with the Diamond Dawgs' season opener against South Alabama. The Jaguars, who eventually advanced to the finals of the 1998 NCAA East Regionals, emerge with a closely-contested 14-13 win in a 12-inning marathon that lasted four hours and 30 minutes. It is the earliest home opener in the first 108 seasons of MSU Baseball.
- May 24 The Bulldogs complete a remarkable late-season surge, downing host Texas A&M 11-5 in the title game of the NCAA Central Regional at College Station, Texas, to earn the school's first repeat appearance in the NCAA College World Series. State claims one-run wins versus Washington, Rice and Texas A&M to reach the regional finals. Earlier, State won eight of its last 11 SEC games, qualifying for the SEC Tournament on the final weekend of the season and earning an at-large berth in the NCAA Regionals. In the summer, construction gets underway on the Diamond Suites/stadium expansion project at Dudy Noble Field, Polk-DeMent Stadium.

2000

- May 28 Ty Martin launches a dramatic solo home run in the bottom of the ninth to give MSU a 10-9 win against Notre Dame in the championship game of NCAA Starkville Regional. The tournament attendance (47,365) sets an NCAA four-team regional record while the seven-game average (6,766) was the largest for an NCAA regional. Earlier MSU set a school record by selling 4,555 season tickets at expanded Dudy Noble Field, Polk-DeMent Stadium.

2001

- March 13 MSU stages a two-run rally with two outs in the ninth to post a 6-5 win at New Orleans and become the 18th NCAA baseball program to reach the 2,000-win milestone. For the second-consecutive year MSU fans break the school season ticket sales record by purchasing 4,585 season tickets.
- May 20 Freshman Paul Maholm and sophomore Chris Young limit defending NCAA champ LSU to one run as the Bulldogs top the Tigers 4-1 in the championship game of the 2001 SEC Baseball Tournament in Hoover, Alabama. It is the second tourney win in relief for Young, who earns tournament MVP honors.
- June 19 Ron Polk, the winningest coach in SEC history, is named head baseball coach at Mississippi State, replacing four-year MSU skipper Pat McMahon, who resigned to become head baseball coach at Florida. In 2001 Polk capped a two-schools to the year term at Georgia and became the second coach in NCAA history to guide teams at three different College World Series when he directed UGA to an SEC title and a trip to Omaha.

2005

- May 29 Mississippi State defeats instate rival Ole Miss 4-1 to complete a four-game tourney sweep and capture the 2005 SEC Baseball Tournament at the Hoover Met. It is MSU's sixth SEC Tournament championship and vaults State on to its ninth NCAA regional tournament in the past 10 seasons.

2007

- June 8-9 After winning the NCAA Tallahassee Regional in three games, Mississippi State hosted its first NCAA Super Regional June 8-9, knocking off Clemson 8-6 and 8-5 to earn the school's eighth berth in the NCAA College World Series. An NCAA Super Regional-record 26,335 jammed Dudy Noble Field for the two 11:30 a.m. games televised nationally on ESPN. With a single in MSU's regional-clinching 9-4 win at Florida State, senior second baseman/outfielder Jeffrey Rea breaks the MSU record for career hits, and with four hits at the College World Series, Rea concludes his career with 335 hits.
- June 27 In Wichita, Kansas, junior catcher Edward Easley is named the recipient of the Johnny Bench Award as college baseball's best catcher. A supplemental first-round draft pick of the Arizona Diamondbacks, Easley earlier claimed college baseball's top honor in Mississippi, the Ferriss Trophy.

2008

- March 27 Head coach Ron Polk announces that the 2008 season, his 29th at Mississippi State and his 35th in collegiate baseball, would be his final season as head coach of the Diamond Dawgs. The Bulldogs ended the year with a 23-33 mark, the only sub-.500 season of his coaching career, and Polk concluded his career with 1,373 wins, seventh most in NCAA baseball history.

HISTORY OF BULLDOG BASEBALL



2008 (CONTINUED)

June 7 Former State standout John Cohen is introduced by then-MSU Director of Athletics Greg Byrne as MSU's 16th head baseball coach. Cohen, with previous coaching stints at Missouri, Northwestern State, Florida and Kentucky, was an All-SEC outfielder at State, helping the Bulldogs set the school-record for wins (54) en route to the 1989 SEC championship.

2009

July 3 Former MSU coach Ron Polk and MSU and MLB great Rafael Palmeiro are among 10 inductees in the fourth class of the College Baseball Hall of Fame in Lubbock, Texas. They join a third player with MSU ties enshrined in the hall of fame, former State great Will Clark, a member of the inaugural hall of fame induction class in 2006.

2010

June 18 Former MSU and MLB great Will Clark leads the national fan balloting for the College World Series Legends Team, honoring the sport's all-time greats that competed in the 60 College World Series held at Rosenblatt Stadium.

2011

June 12 Nick Vickerson swats a dramatic two-run walk-off home run against No. 1 national seed Florida to send the Bulldogs to the title game of the NCAA Gainesville Super Regional. State, which earlier won the NCAA Atlanta Regional with a 3-0 mark, builds a 6-4 seventh-inning lead in the title game before bowing to the eventual national finalists. MSU's advancement to NCAA postseason play marks the 31st time in program history and the first since 2007.

2012

May 27 SEC Pitcher of the Year Chris Stratton picks up his first career save to close out a 3-0 shutout of Vanderbilt as State claims its seventh SEC Tourney crown and the school's 32nd NCAA postseason advancement. Shortstop Adam Frazier goes 12 for 23 (.522) in the six-game stretch to earn MVP honors and joins Jonathan Holder and Demarcus Henderson on the all-tournament team. Stratton, the winner of the Ferriss Trophy, later becomes the 11th MSU player taken in the first round of the MLB draft.

2013

Feb. 16 Demarcus Henderson delivers a clutch RBI single in the sixth inning and All-American closer Jonathan Holder tosses 1 2/3 innings of shutout relief as Mississippi State defeats Portland, 2-1, for MSU's 1,000th win at the current site of Dudy Noble Field, MSU's on-campus baseball home since 1967.

May 16 A total of 9,341 fans attend MSU's game vs. No. 2 LSU at Dudy Noble, pushing the "Carnegie Hall of College Baseball" past the five million attendance mark.

June 9 The Bulldogs hold on for a dramatic 6-5 win in game two of the NCAA Charlottesville Super Regional, clinching its ninth trip to Omaha. With the win, MSU becomes the fifth program in NCAA history and the only SEC team ever to make it to the NCAA College World Series in five-straight decades. On the same weekend, MSU All-American Hunter Renfroe (San Diego) becomes the 12th player in school history to be taken in the first round of the MLB Draft

June 25 The Maroon and White play in the NCAA College World Series Championship Series for the first time ever as Omaha turns into "Dudy Noble North." John Cohen's ballclub battles UCLA in front of the largest single-game crowd in the history of TD Ameritrade Park (27,127) and the seventh-highest attended game in CWS history. The Bulldogs fall short against the Bruins in two games, but finish 2013 51-20 for the best finish in school history (NCAA Finalist).

2014

April 12 Mississippi State broke their own NCAA on-campus attendance record as 15,586 Bulldog fans attended a 6-5 victory against in-state rival Ole Miss. Trailing 5-2 in the bottom of the 10th, All-SEC freshman catcher Gavin Collins ripped an RBI walkoff single to cap a monster four-run 10th inning. A total of 39,181 fans attended the three-game series April 11-13, marking a new NCAA on-campus attendance record for a three-game series.

2016

May 21 Mississippi State clinched its 11th SEC Championship in program history and the first regular season conference title since 1989 by defeating Arkansas 9-4 in front of 8,421 fans at Dudy Noble Field.

May 23 Jake Mangum became the first freshman to win the C Spire Ferriss Trophy, awarded annually to the top college baseball player in Mississippi. He also became the first Bulldog to take SEC Freshman of the Year honors. To add to that, Mangum was named to the All-SEC first team, making him the first freshman to receive that honor since Rafael Palmeiro did so in 1983.

May 30 MSU was awarded a national seed in the NCAA Tournament for the first time ever, being awarded the No. 6 national seed and hosting its 13th NCAA Regional.

June 29 Jake Mangum was officially named the SEC batting champion, becoming the first freshman in school history to do so. He was the first to capture the title since Brett Pirtle in 2014, giving the Diamond Dawgs two out of the last three leaders in that category.

Nov. 5 Andy Cannizaro is introduced by MSU Director of Athletics John Cohen as MSU's 17th head baseball coach. Cannizaro, with previous experience as a scout for the New York Yankees and LSU assistant, was a two-time All-American at Tulane before a nine-year pro career.



YEAR-BY-YEAR RESULTS

1885 3-0

Head Coach: None

Opponent	Score	W/L
at Durant	7-0	W
at Columbus	10-5	W
BROOKSVILLE	32-7	W

1886 2-0

Head Coach: None

Opponent	Score	W/L
WEST POINT	10-7	W
at Columbus	17-5	W

1887 2-0

Head Coach: None

Opponent	Score	W/L
WEST POINT	35-22	W
BROOKSVILLE	11-9	W

1888 5-1

Head Coach: None

Opponent	Score	W/L
BROOKSVILLE	11-4	W
BROOKSVILLE	9-2	W
WEST POINT	8-1	W
WEST POINT	14-9	W
WEST POINT	16-4	W
at Kosciusko	0-14	L

1889 3-0

Head Coach: G.C. Creelman

Opponent	Score	W/L
WEST POINT	9-1	W
at Columbus	11-9	W
BROOKSVILLE	14-8	W

1890 4-0

Head Coach: G.C. Creelman

Opponent	Score	W/L
at West Point	9-8	W
COLUMBUS	10-4	W
* vs. Columbus	10-2	W
BROOKSVILLE	13-9	W
* Played in Booneville, Miss.		

1891 3-0

Head Coach: G.C. Creelman

Opponent	Score	W/L
BROOKSVILLE	12-11	W
at West Point	9-7	W
COLUMBUS	17-2	W

1892 2-0

Head Coach: G.C. Creelman

Opponent	Score	W/L
at Columbus	7-5	W
COLUMBUS	16-4	W

1893 2-0-2

Head Coach: G.C. Creelman

Opponent	Score	W/L
OLE MISS	6-3	W
at Columbus	7-2	W
at Ole Miss	1-1	T
CANTON	5-5	T

1894 (NO TEAM)

1895 1-0-1

Head Coach: G.C. Creelman

Opponent	Score	W/L
at Ole Miss	5-5 (11)	T
Y&MV RR	13-8	W

1896 0-2

Head Coach: G.C. Creelman

Opponent	Score	W/L
at Alabama	3-9	L
at Alabama	2-11	L

1897 2-1

Head Coach: None

Opponent	Score	W/L
ST. THOMAS HALL	12-7	W
* vs. Ole Miss	5-2	W
^ at Ole Miss	0-9	L
* Played in Columbus, Miss.		
^ Forfeited		

1898 (NO TEAM)

1899 1-1

Head Coach: None

Opponent	Score	W/L
JEFFERSON MILITARY ACAD.	7-2	W
JEFFERSON MILITARY ACAD.	4-11	L

1900 (NO TEAM)

1901 (NO TEAM)

1902 5-1

Head Coach: S.W. Scales

Opponent	Score	W/L
at Columbus	12-2	W
JEFFERSON COLLEGE	8-2	W
JEFFERSON COLLEGE	5-7	L
at Jackson	10-5	W
at Mississippi College	7-2	W
at Mississippi College	10-4	W

1903 9-3

Head Coach: None

Opponent	Score	W/L
STARKVILLE	9-11	L
at Jackson	6-2	W
at Jackson	5-4	W
at Mississippi College	5-7	L
at Mississippi College	7-2	W
at Chamberlain-Hunt Acad.	7-2	W
at Chamberlain-Hunt Acad.	3-2 (11)	W
* at Jefferson College	7-6	W
* at Jefferson College	16-4	W
^ at S.P.U.	7-6	W
^ at S.P.U.	5-11	L
STARKVILLE	12-3	W
* Played in Natchez, Miss.		
^ Played in Meridian, Miss.		

1904 6-5 (4-5 SIAA)

Head Coach: None

Opponent	Score	W/L
at Alabama	3-6	L
at Alabama	3-8	L
at Alabama	2-5	L
TULANE	12-0	W
TULANE	9-6	W
* vs. Tulane	3-5	L

NASHVILLE	3-2	W
NASHVILLE	7-3	W
* vs. Ole Miss	11-10	W
* vs. Ole Miss	4-7	L
* vs. Ole Miss	4-3	W
* Played in Columbus, Miss.		

1905 11-5 (4-2 SIAA)

Head Coach: S.A. Jehl

Opponent	Score	W/L
at Southwestern Baptist	9-1	W
at Southwestern Baptist	3-5	L
at Southwestern Baptist	7-0	W
TULANE	11-4	W
TULANE	4-0	W
TULANE	1-3	L
* SOUTHERN	10-2	W
* SOUTHERN	8-0	W
at La. Industrial Institute	5-0	W
at La. Industrial Institute	7-1	W
at La. Industrial Institute	6-2	W
at Mississippi College	4-11	L
at Mississippi College	1-0	W
at Ole Miss	6-5	W
^ vs. Ole Miss	6-7	L
^ vs. Ole Miss	7-8	L
* Played in Greensboro, Ala.		
^ Played in Kosciusko, Miss.		

1906 9-8-1 (3-2-1 SIAA)

Head Coach: Bert Noblett

Opponent	Score	W/L
at Meridian (Cotton States)	1-4	L
at Meridian (Cotton States)	2-4	L
at Meridian (Cotton States)	2-7	L
JEFFERSON MILITARY ACAD.	12-0	W
JEFFERSON MILITARY ACAD.	1-0	W
* SOUTHERN	1-9	L
* SOUTHERN	4-3	W
* SOUTHERN	4-0	W
at Alabama	0-1	L
at Alabama	5-4	W
at Alabama	1-1	T
CHAMBERLAIN-HUNT ACAD.	2-0	W
at Ole Miss	7-11	L
at Ole Miss	9-5	W
^ vs. Ole Miss	5-4	W
OUACHITA COLLEGE	3-0	W
OUACHITA COLLEGE	2-8	L
OUACHITA COLLEGE	1-3	L
* Played in Greensboro, Ala.		
^ Played in Kosciusko, Miss.		

1907 8-6 (1-5 SIAA)

Head Coach: F.P. Plass

Opponent	Score	W/L
JEFFERSON MILITARY ACAD.	2-0	W
JEFFERSON MILITARY ACAD.	4-0	W
JEFFERSON MILITARY ACAD.	1-0	W
LSU	0-1	L
LSU	5-9	L
LSU	4-3	W
MISSISSIPPI COLLEGE	5-2	W
MISSISSIPPI COLLEGE	2-0	W
MISSISSIPPI COLLEGE	4-1	W
TEXAS A&M	3-0	W
TEXAS A&M	1-10	L
OLE MISS	0-4	L
OLE MISS	0-3	L
OLE MISS	7-8	L

YEAR-BY-YEAR RESULTS



1908 19-13-2 (4-7 SIAA)

Head Coach: F.P. Plass

Opponent	Score	W/L
at Columbus	12-2	W
at Columbus	4-0	W
COLUMBUS	9-2	W
COLUMBUS	6-1	W
COLUMBUS	2-4	L
* at Southern	6-5	W
* at Southern	0-0	T
* at Southern	4-5	L
at Auburn	4-5	L
at Auburn	4-6	L
at Auburn	4-6	L
at Mercer	1-2	L
at Mercer	4-6	L
at Mercer	0-7	L
at Marion Military Institute	3-4	L
at Marion Military Institute	1-5	L
at Marion Military Institute	0-0 (11)	T
MISSISSIPPI COLLEGE	1-0	W
MISSISSIPPI COLLEGE	8-1	W
MISSISSIPPI COLLEGE	5-0	W
DRURY COLLEGE	5-3	W
DRURY COLLEGE	8-0	W
DRURY COLLEGE	7-2	W
OUACHITA COLLEGE	0-7	L
OUACHITA COLLEGE	12-1	W
OUACHITA COLLEGE	2-0	W
SOUTHERN PRESBYTERIAN	5-1	W
SOUTHERN PRESBYTERIAN	0-1	L
SOUTHERN PRESBYTERIAN	2-0	W
at Ole Miss	2-3	L
at Ole Miss	3-0	W
LSU	2-1	W
LSU	7-4	W
LSU	3-0	W

* Played in Greensboro, Ala.

1909 22-4 (10-2 SIAA)

Head Coach: Dolly Stark

Opponent	Score	W/L
JEFFERSON MILITARY ACAD.	6-9	L
JEFFERSON MILITARY ACAD.	14-1	W
JEFFERSON MILITARY ACAD.	4-1	W
at Mississippi College	6-2	W
at Mississippi College	6-3	W
at Mississippi College	2-8	L
at LSU	0-3	L
at LSU	4-1	W
at LSU	1-0	W
SAMFORD	9-1	W
SAMFORD	5-0	W
SAMFORD	7-1	W
at Southern Presbyterian	3-0	W
at Southern Presbyterian	11-2	W
at Southern Presbyterian	4-0	W
at Cumberland	0-1	L
at Cumberland	3-1	W
at Cumberland	2-1	W
* vs. Nashville	3-2	W
* vs. Nashville	6-0	W
CUMBERLAND	2-0	W
CUMBERLAND	5-0	W
CUMBERLAND	4-0	W
OLE MISS	3-0	W
OLE MISS	11-4	W
OLE MISS	1-0	W

* Played in Columbus, Miss.

1910 16-11 (2-5 SIAA)

Head Coach: W.D. Chadwick

Opponent	Score	W/L
BIRMINGHAM-SOUTHERN	1-4	L
BIRMINGHAM-SOUTHERN	7-2	W
BIRMINGHAM-SOUTHERN	5-1	W
MARION MILITARY INSTITUTE	5-0	W
MARION MILITARY INSTITUTE	7-2	W
MARION MILITARY INSTITUTE	8-1	W
at Birmingham-Southern	7-3	W
at Birmingham-Southern	5-3	W
at Birmingham-Southern	1-3	L
* at Southern	14-0	W
* at Southern	7-0	W
* at Southern	1-2	L
TULANE	4-1	W
SOUTHERN PRESBYTERIAN	0-1	L
SOUTHERN PRESBYTERIAN	0-1	L
SOUTHERN PRESBYTERIAN	2-1	W
MERIDIAN (Cotton States)	2-0	W
MERIDIAN (Cotton States)	3-4	L
at Cumberland	4-5	L
at Cumberland	6-5	W
at Cumberland	5-7	L
at Southern Presbyterian	8-0	W
at Southern Presbyterian	17-1	W
at Southern Presbyterian	7-0	W
at Ole Miss	2-3	L
^ vs. Ole Miss	3-12	L
^ vs. Ole Miss	1-3	L

* Played in Greensboro, Ala.

* Played in Greenville, Miss.

1911 16-7 (10-6 SIAA)

Head Coach: W.D. Chadwick

Opponent	Score	W/L
at Mississippi College	5-2	W
at Mississippi College	2-1	W
at Mississippi College	2-5	L
AUBURN	3-5	L
AUBURN	6-0	W
AUBURN	1-2	L
at Tulane	5-4	W
at Millsaps College	2-1	W
at Alabama	1-6	L
at Alabama	3-4	L
at Alabama	4-1	W
MISSISSIPPI COLLEGE	6-2	W
MISSISSIPPI COLLEGE	5-0	W
MISSISSIPPI COLLEGE	4-3	W
LSU	1-0	W
LSU	1-2	L
LSU	5-1	W
CUMBERLAND	2-0	W
CUMBERLAND	3-1	W
CUMBERLAND	3-2	W
OLE MISS	0-3	L
OLE MISS	7-2	W
OLE MISS	3-2	W

1912 14-8-1 (7-7 SIAA)

Head Coach: W.D. Chadwick

Opponent	Score	W/L
at Millsaps College	21-5	W
at Millsaps College	5-0	W
at Jackson (Cotton States)	2-0	W
ALABAMA	2-1	W
ALABAMA	0-4	L
ALABAMA	4-5	L
at Auburn	4-6	L

at Auburn	9-10	L
at Auburn	1-2	L
at Mercer	3-4	L
at Mercer	0-0	T
at Mercer	3-2	W
LSU	6-5	W
LSU	5-3	W
LSU	2-0	W
MISSISSIPPI COLLEGE	6-2	W
MISSISSIPPI COLLEGE	4-8	L
SOUTHERN PRESBYTERIAN	3-1	W
SOUTHERN PRESBYTERIAN	9-2	W
SOUTHERN PRESBYTERIAN	4-0	W
at Ole Miss	5-4	W
at Ole Miss	5-6	L
* vs. Ole Miss	6-1	W

* Played in Meridian, Miss.

1913 15-11-2 (8-6-1 SIAA)

Head Coach: W.D. Chadwick

Opponent	Score	W/L
ILLINOIS	5-6	L
ILLINOIS	7-7	T
COLUMBUS (Cotton States)	7-3	W
MERIDIAN (Cotton States)	2-4	L
MARION MILITARY INSTITUTE	7-1	W
MARION MILITARY INSTITUTE	2-1	W
TULANE	6-2	W
TULANE	9-1	W
at Alabama	4-5	L
at Alabama	1-2	L
MILLSAPS COLLEGE	9-4	W
MILLSAPS COLLEGE	4-8	L
MILLSAPS COLLEGE	10-1	W
MILLSAPS COLLEGE	9-2	W
at LSU	10-2	W
at LSU	7-4	W
at LSU	11-7	W
at Tulane	6-7 (10)	L
at Tulane	5-1	W
ALABAMA	3-4 (10)	L
ALABAMA	6-6	T
ALABAMA	3-8	L
MISSISSIPPI COLLEGE	3-9 (10)	L
MISSISSIPPI COLLEGE	3-8	L
MISSISSIPPI COLLEGE	3-1	W
VANDERBILT	10-11	L
VANDERBILT	8-2	W
VANDERBILT	3-2	W

1914 11-9-2 (5-6-1 SIAA)

Head Coach: W.D. Chadwick

Opponent	Score	W/L
MARION MILITARY INSTITUTE	6-5	W
MILLSAPS COLLEGE	6-5	W
MILLSAPS COLLEGE	5-3	W
MISSISSIPPI COLLEGE	10-3	W
MISSISSIPPI COLLEGE	1-2	L
OUACHITA COLLEGE	5-1	W
OUACHITA COLLEGE	1-3	L
MERCER	5-2	W
MERCER	6-7	L
at Millsaps College	5-0	W
at Mississippi College	5-5	T
at Mississippi College	6-7	L
GEORGIA TECH	9-1	W
OLE MISS	4-3	W
OLE MISS	0-4	L
* vs. Ole Miss	2-6	L
^ vs. Ole Miss	3-4	L



YEAR-BY-YEAR RESULTS

# vs. Alabama	10-9	W
# vs. Alabama	4-2	W
VANDERBILT	4-8	L
VANDERBILT	3-9	L
VANDERBILT	3-3	T

* Played in Columbus, Miss.

^ Played in Jackson, Miss.

Played in Meridian, Miss.

1915 12-9-2 (8-6-2 SIAA)

Head Coach: W.D. Chadwick

Opponent	Score	W/L
SAMFORD	7-5	W
SAMFORD	4-7 (4)	L
SAMFORD	9-5 (5)	W
* vs. Vanderbilt	2-2 (10)	T
ILLINOIS	2-12	L
ILLINOIS	4-9	L
MISSISSIPPI COLLEGE	4-3	W
MISSISSIPPI COLLEGE	3-1	W
at Mercer	4-5	L
at Mercer	7-5	W
at Georgia Tech	6-8	L
at Georgia Tech	7-5	W
at Georgia	0-3	L
at Georgia	0-4	L
LSU	3-2	W
LSU	4-1	W
SEWANEE	3-1	W
SEWANEE	4-0	W
at Alabama	1-7	L
at Alabama	1-2	L
* vs. Auburn	3-0	W
* vs. Auburn	4-3	W
* vs. Auburn	1-1	T

* Played in Columbus, Miss.

1916 11-7 (6-6 SIAA)

Head Coach: W.D. Chadwick

Opponent	Score	W/L
SAMFORD	8-1	W
SAMFORD	9-5	W
ILLINOIS	3-1	W
ILLINOIS	3-6	L
vs. Mississippi College	1-0	W
vs. Mississippi College	12-2	W
GEORGIA	9-0	W
GEORGIA	7-13	L
at Ole Miss	5-8	L
at Ole Miss	3-1	W
at Auburn	2-5	L
at Auburn	1-3	L
at Auburn	4-5	L
OLE MISS	4-3	W
OLE MISS	7-6 (10)	W
* vs. Sewanee	6-7 (10)	L
* vs. Sewanee	8-7	W
* vs. Sewanee	5-2	W

* Played in Columbus, Miss.

1917 14-3-2 (9-1-2 SIAA)

Head Coach: W.D. Chadwick

Opponent	Score	W/L
SAMFORD	6-0	W
SAMFORD	4-7	L
SAMFORD	8-0	W
ILLINOIS	1-5	L
ILLINOIS	4-3	W
at Alabama	2-9	L
at Alabama	11-9	W

LSU	0-0 (12)	T
LSU	5-2	W
SEWANEE	1-0 (10)	W
SEWANEE	14-2	W
MISSISSIPPI COLLEGE	8-1	W
MISSISSIPPI COLLEGE	3-1	W
OLE MISS	2-0	W
* vs. Ole Miss	5-4	W
* vs. Ole Miss	0-0 (14)	T
at Ole Miss	12-3	W
TENNESSEE	8-2	W
TENNESSEE	7-4	W

* Played in Tupelo, Miss.

1918 10-8 (4-7 SIAA)

Head Coach: W.D. Chadwick

Opponent	Score	W/L
ILLINOIS	4-6	L
ILLINOIS	1-0	W
MISSISSIPPI COLLEGE	5-0	W
MISSISSIPPI COLLEGE	1-0	W
at LSU	2-1	W
at LSU	5-11	L
at Mississippi College	9-1	W
at Mississippi College	4-0	W
LSU	0-1	L
LSU	0-1	L
SEWANEE	11-1	W
SEWANEE	14-0	W
ALABAMA	2-3	L
ALABAMA	2-1 (11)	W
OLE MISS	0-2	L
* vs. Ole Miss	7-3	W
^ vs. Ole Miss	1-4	L
at Ole Miss	0-7	L

* Played in Columbus, Miss.

^ Played in West Point, Miss.

1919 13-6 (6-4 SIAA)

Head Coach: S.L. Robinson

Opponent	Score	W/L
SAMFORD	4-3	W
SAMFORD	7-4	W
MISSISSIPPI COLLEGE	8-0	W
MISSISSIPPI COLLEGE	11-1	W
VANDERBILT	8-2	W
VANDERBILT	10-8	W
at Mississippi College	2-3	L
at Mississippi College	10-0	W
at Ole Miss	4-2	W
at Ole Miss	3-4	L
at Samford	5-0	W
at Samford	13-18	L
at Alabama	3-6	L
at Alabama	4-14	L
GEORGIA TECH	2-6	L
GEORGIA TECH	2-1	W
LSU	5-0	W
OLE MISS	7-3	W
OLE MISS	5-3	W

1920 8-8 (6-6 SIAA)

Head Coach: C.R. "Dudy" Noble

Opponent	Score	W/L
ILLINOIS	3-5	L
ILLINOIS	2-3	L
MISSISSIPPI COLLEGE	6-3	W
MISSISSIPPI COLLEGE	1-0	W
* SAMFORD	3-2	W
* SAMFORD	1-2 (10)	L

* ALABAMA	4-1	W
* ALABAMA	2-3	L
* at Vanderbilt	4-2	W
* at Vanderbilt	6-3	W
* at Samford	5-8	L
* at Samford	2-7	L
* OLE MISS	3-0	W
* OLE MISS	3-0	W
* at Ole Miss	3-4	L
* at Ole Miss	4-5	L

1921 13-8 (6-6 SIAA)

Head Coach: C.R. "Dudy" Noble

Opponent	Score	W/L
ILLINOIS	7-1	W
ILLINOIS	1-7	L
BIRMINGHAM-SOUTHERN	5-2	W
BIRMINGHAM-SOUTHERN	6-0	W
at Mississippi College	1-5	L
at Mississippi College	1-5	L
at Millsaps College	9-0	W
* at LSU	1-0 (10)	W
* at LSU	6-0	W
* at Ole Miss	1-4 (7)	L
* at Ole Miss	7-2	W
* ALABAMA	5-1	W
* ALABAMA	1-0	W
* OLE MISS	3-6	L
* OLE MISS	3-2	W
OGLETHORPE COLLEGE	1-8	L
OGLETHORPE COLLEGE	2-1	W
* at Alabama	4-12	L
* at Alabama	6-5	W
MISSISSIPPI COLLEGE	1-6	L
MISSISSIPPI COLLEGE	6-5	W

1922 16-6-3 (7-1-1 SIAA)

Head Coach: C.R. "Dudy" Noble

Opponent	Score	W/L
at LSU	9-5	W
at LSU	5-6	L
at Spring Hill College	14-5	W
at Spring Hill College	0-7	L
ILLINOIS	6-6	T
ILLINOIS	3-9	L
WISCONSIN	6-6	T
WISCONSIN	6-1	W
at Tennessee	6-4	W
at Vanderbilt	6-3	W
at Vanderbilt	9-3	W
at Sewanee	6-0	W
at Sewanee	2-1	W
TEXAS	1-3	L
TEXAS	8-5	W
OGLETHORPE COLLEGE	2-0	W
OGLETHORPE COLLEGE	1-4	L
at Alabama	2-2 (7)	T
at Alabama	2-6	L
OLE MISS	4-0	W
OLE MISS	2-0	W
at Ole Miss	5-3	W
at Ole Miss	3-2	W
ALABAMA	4-0	W
ALABAMA	3-2	W

YEAR-BY-YEAR RESULTS



1923 14-9 (11-7 SoCon)

Head Coach: C.R. "Dudy" Noble

Opponent	Score	W/L
ILLINOIS	2-6	L
ILLINOIS	0-10	L
\$ vs. LSU	9-1	W
^ vs. LSU	2-1	W
at Millsaps College	6-2	W
WISCONSIN	8-1	W
WISCONSIN	9-2	W
TENNESSEE	0-3	L
TENNESSEE	8-4	W
GEORGIA	4-5	L
GEORGIA	2-1	W
FLORIDA	10-0	W
FLORIDA	9-0	W
at Ole Miss	8-1	W
at Ole Miss	9-5	W
ALABAMA	7-2	W
ALABAMA	3-7	L
at Vanderbilt	2-3	L
at Vanderbilt	0-20	L
at Alabama	6-4	W
at Alabama	2-5	L
OLE MISS	0-3	L
OLE MISS	3-1	W

\$ Played in Brookhaven, Miss.

^ Played in McComb, Miss.

1924 17-7 (12-3 SoCon)

Head Coach: C.R. "Dudy" Noble

Opponent	Score	W/L
at LSU	14-5	W
at Tulane	2-6	L
at Tulane	3-1	W
TENNESSEE	6-4	W
TENNESSEE	8-0	W
WISCONSIN	3-4	L
ILLINOIS	6-3	W
ILLINOIS	3-7	L
MICHIGAN	11-4	W
MICHIGAN	1-3	L
VANDERBILT	10-2	W
VANDERBILT	6-2	W
ALABAMA	3-5	L
at Alabama	8-6	W
at Alabama	6-1	W
* vs. Auburn	4-0	W
MISSISSIPPI COLLEGE	1-0	W
MISSISSIPPI COLLEGE	9-1	W
OLE MISS	3-2	W
OLE MISS	6-4	W
at Ole Miss	1-2	L
at Ole Miss	6-2	W
at Mississippi College	1-2	L
^ vs. Mississippi College	9-5	W

* Played in Montgomery, Ala.

^ Played in Jackson, Miss.

1925 19-7 (9-5 SoCon)

Head Coach: C.R. "Dudy" Noble

Opponent	Score	W/L
at Baylor	10-4	W
at Baylor	5-6	L
at Texas	8-4	W
at Texas	12-8	W
at Southern Methodist	5-1	W
at Southern Methodist	6-0	W
ILLINOIS	11-3	W
ILLINOIS	7-8	L

WISCONSIN	7-4	W
WISCONSIN	4-1	W
TULANE	11-4	W
TULANE	2-4	L
at Alabama	1-3	L
at Alabama	4-7	L
ALABAMA	4-11	L
ALABAMA	4-3	W
at Ole Miss	2-3	L
at Ole Miss	4-3	W
* vs. Ole Miss	3-1 (5)	W
OLE MISS	7-1	W
KENTUCKY	9-0	W
KENTUCKY	9-3	W
LSU	10-4	W
LSU	17-6	W
MISSISSIPPI COLLEGE	2-1	W
MISSISSIPPI COLLEGE	7-0	W

* Played in Greenwood, Miss.

1926 18-12 (10-8 SoCon)

Head Coach: C.R. "Dudy" Noble

Opponent	Score	W/L
at Spring Hill College	2-0	W
at Spring Hill College	6-3	W
at Tulane	5-3	W
at Tulane	14-4	W
at LSU	12-4	W
ILLINOIS	4-5	L
ILLINOIS	4-6	L
IOWA	13-4	W
IOWA	2-4	L
MISSISSIPPI COLLEGE	4-1	W
MISSISSIPPI COLLEGE	10-5	W
LSU	11-3	W
LSU	7-9	L
at Mississippi College	4-0	W
at Mississippi College	17-2	W
OLE MISS	2-0	W
OLE MISS	7-6	W
at Alabama	3-6	L
at Alabama	8-6	W
ALABAMA	1-3	L
ALABAMA	5-4	W
ALABAMA	10-4	W
at Ole Miss	6-7	L
at Ole Miss	0-1	L
at Vanderbilt	1-2	L
at Vanderbilt	7-6	W
at Kentucky	2-6	L
at Kentucky	4-12	L
at Illinois	4-5	L
at Illinois	14-7	W

1927 13-8-1 (9-7 SoCon)

Head Coach: C.R. "Dudy" Noble

Opponent	Score	W/L
at Mercer	4-1	W
at Mercer	7-1	W
at Florida	2-0	W
at Florida	5-2	W
at Florida	5-4	W
at Georgia Tech	10-3	W
at Georgia Tech	7-5	W
WISCONSIN	5-4	W
ILLINOIS	6-6	T
ILLINOIS	2-4	L
IOWA	1-0	W
TULANE	15-1	W
TULANE	10-2	W

at Ole Miss	7-0	W
at Ole Miss	2-6	L
ALABAMA	1-10	L
ALABAMA	3-11	L
at Alabama	2-4	L
OLE MISS	2-3	L
OLE MISS	4-9	L
VANDERBILT	4-5	L
VANDERBILT	2-1	W

1928 12-8 (7-6 SoCon)

Head Coach: C.R. "Dudy" Noble

Opponent	Score	W/L
JERSEY CITY (Int'l League)	4-3	W
MERIDIAN (Cotton States)	7-10	L
ILLINOIS	0-1	L
ILLINOIS	10-2	W
IOWA	8-5	W
WISCONSIN	13-2	W
WISCONSIN	4-1	W
FLORIDA	6-2	W
FLORIDA	5-4	W
at Tulane	12-4	W
at Tulane	2-0	W
at LSU	0-1	L
at LSU	12-0	W
OLE MISS	1-3	L
OLE MISS	5-6	L
ALABAMA	7-9	L
ALABAMA	4-6	L
at Alabama	12-13	L
at Alabama	2-0	W
at Ole Miss	6-5	W

1929 9-6-3 (3-5 SoCon)

Head Coach: C.R. "Dudy" Noble

Opponent	Score	W/L
ILLINOIS	4-4	T
ILLINOIS	5-5	T
at Meridian (Cotton States)	1-0	W
at Meridian (Cotton States)	2-4	L
at Millsaps College	19-0	W
at Millsaps College	9-6	W
at Mississippi College	11-3	W
at Mississippi College	10-4	W
TULANE	4-4	T
MISSISSIPPI COLLEGE	1-0	W
at Alabama	0-2	L
at Alabama	8-7	W
ALABAMA	4-1	W
ALABAMA	4-2	W
at Ole Miss	1-2	L
at Ole Miss	4-5	L
OLE MISS	7-11	L
OLE MISS	4-7	L

1930 12-12 (6-7 SoCon)

Head Coach: C.R. "Dudy" Noble

Opponent	Score	W/L
at LSU	2-3	L
at Mississippi College	2-6	L
at Mississippi College	2-3	L
MILLSAPS COLLEGE	11-2	W
MILLSAPS COLLEGE	14-3	W
LSU	8-4	W
LSU	8-4	W
ILLINOIS	0-9	L
ILLINOIS	1-7	L
ILLINOIS	1-9	L
WISCONSIN	5-1	W



YEAR-BY-YEAR RESULTS

WISCONSIN	3-2	W	MISSISSIPPI COLLEGE	7-4	W	NORTHWESTERN	2-3	L
at Tulane	3-2	W	MISSISSIPPI COLLEGE	5-4	W	* LSU	5-4	W
at Tulane	6-5	W	* LSU	1-0	W	* LSU	13-2	W
OLE MISS	8-3	W	* LSU	17-5	W	* OLE MISS	7-6	W
OLE MISS	2-5	L	BIRMINGHAM-SOUTHERN	3-7	L	* OLE MISS	7-0	W
MISSISSIPPI COLLEGE	4-3	W	* ALABAMA	0-4	L	* ALABAMA	6-2	W
MISSISSIPPI COLLEGE	8-6	W	* ALABAMA	2-5	L	* at Alabama	7-9	L
at Alabama	3-4	L	* at Alabama	12-4	W	* at Alabama	3-11	L
at Alabama	0-3	L	* at Alabama	3-9	L	* at Ole Miss	4-6	L
ALABAMA	3-4 (12)	L	^ Played in Columbus, Miss.			* at Ole Miss	4-3	W
ALABAMA	6-4	W						
at Ole Miss	1-3	L						
at Ole Miss	5-6	L						
1931			12-9 (8-5 SoCon)			1937		
Head Coach: C.R. "Dudy" Noble			Head Coach: C.R. "Dudy" Noble			Head Coach: C.R. "Dudy" Noble		
Opponent	Score	W/L	Opponent	Score	W/L	Opponent	Score	W/L
ILLINOIS	2-7	L	at Mississippi College	4-6	L	MINNESOTA	3-2	W
MICHIGAN STATE	3-4	L	at Mississippi College	8-2	W	MINNESOTA	2-1	W
ILLINOIS	2-5	L	* at LSU	11-2	W	* at LSU	4-1	W
ILLINOIS	3-10	L	* KENTUCKY	9-7	W	* at LSU	1-8	L
at Mississippi College	14-4	W	* KENTUCKY	11-4	W	* at Ole Miss	3-4	L
at Mississippi College	15-6	W	* LSU	9-10	L	* at Ole Miss	4-5	L
at LSU	3-7	L	* OLE MISS	25-6	W	* at Alabama	0-10	L
at LSU	8-2	W	* OLE MISS	4-2	W	* at Alabama	4-9	L
MISSISSIPPI COLLEGE	8-4	W	* OLE MISS	7-2	W	* ALABAMA	6-5	W
MISSISSIPPI COLLEGE	4-3	W	* ALABAMA	3-5	L	* ALABAMA	3-4	L
LSU	1-2	L	* ALABAMA	4-3	W	* OLE MISS	6-8	L
at Ole Miss	11-9	W	* at Alabama	6-7	L	* OLE MISS	6-2	W
at Ole Miss	7-5	W	* at Alabama	4-5	L			
KENTUCKY	6-3	W	* at Ole Miss	9-2	W			
KENTUCKY	17-3	W						
ALABAMA	7-5	W	1935			1939		
ALABAMA	3-2	W	8-3 (8-3 SEC)			7-10 (3-10 SEC)		
at Alabama	3-7	L	Head Coach: C.R. "Dudy" Noble			Head Coach: C.R. "Dudy" Noble		
at Alabama	1-5	L	Opponent	Score	W/L	Opponent	Score	W/L
OLE MISS	6-7	L	* LSU	15-5	W	MINNESOTA	9-5	W
OLE MISS	5-2	W	* LSU	6-5	W	MINNESOTA	4-5	L
			* at LSU	2-5	L	NORTHWESTERN	17-2	W
			* at LSU	16-2	W	NORTHWESTERN	7-2	W
			* at Ole Miss	12-2	W	* at LSU	3-8	L
			* at Ole Miss	6-0	W	* at LSU	1-4	L
			* ALABAMA	6-3	W	* AUBURN	1-4	L
			* ALABAMA	0-17	L	* AUBURN	2-8	L
			* OLE MISS	4-0	W	* LSU	4-5	L
			* OLE MISS	2-1	W	* OLE MISS	4-11	L
			* at Alabama	1-2	L	* OLE MISS	0-3	L
						* ALABAMA	2-1	W
						* ALABAMA	7-4	W
						* at Alabama	6-11	L
						* at Alabama	7-4	W
						* at Ole Miss	0-1	L
						* at Ole Miss	7-1	W
1932			8-10 (6-8 SoCon)			1940		
Head Coach: C.R. "Dudy" Noble			Head Coach: C.R. "Dudy" Noble			5-9 (4-7 SEC)		
Opponent	Score	W/L	Opponent	Score	W/L	Opponent	Score	W/L
at Mississippi College	4-3	W	MINNESOTA	0-3	L	MINNESOTA	1-7	L
at Mississippi College	1-2	L	PURDUE	4-3	W	MINNESOTA	3-4 (6)	L
at LSU	6-7	L	PURDUE	14-3	W	ILLINOIS STATE	9-4	W
at LSU	8-6	W	* at LSU	0-6	L	* at LSU	0-7	L
LSU	12-0	W	* LSU	4-3	W	* at LSU	2-8	L
LSU	13-10	W	* LSU	2-3	L	* LSU	5-21	L
MISSISSIPPI COLLEGE	9-0	W	* at Ole Miss	13-4	W	* at Ole Miss	1-5	L
MISSISSIPPI COLLEGE	17-18	L	* at Ole Miss	10-5	W	* at Ole Miss	10-5	W
OLE MISS	11-2	W	* at Alabama	5-13	L	* at Alabama	8-12	L
OLE MISS	6-9	L	* at Alabama	3-13	L	* at Alabama	5-11	L
at Alabama	6-7	L	* ALABAMA	3-2	W	* ALABAMA	7-3	W
at Alabama	6-8	L	* ALABAMA	5-5 (11)	T	* ALABAMA	3-7	L
ALABAMA	2-4	L	* OLE MISS	5-2	W	* OLE MISS	8-4	W
ALABAMA	6-7	L	* OLE MISS	13-10	W	* OLE MISS	14-9	W
at Ole Miss	0-3	L						
at Ole Miss	15-3	W						
at Vanderbilt	3-0	W						
at Vanderbilt	3-6	L						
1933			10-5 (5-3 SEC)			1937		
Head Coach: C.R. "Dudy" Noble			Head Coach: C.R. "Dudy" Noble			11-4 (8-3 SEC)		
Opponent	Score	W/L	Opponent	Score	W/L	Opponent	Score	W/L
^ vs. Nashville (Sou. League)	3-7	L	MINNESOTA	12-6	W	MINNESOTA	10-6	W
^ vs. Nashville (Sou. League)	2-1	W	MINNESOTA	5-1	W	* at LSU	10-4	W
at Mississippi College	4-0	W	* at LSU	27-4	W	NORTHWESTERN		
at Mississippi College	15-0	W						
* at LSU	3-0	W						
* at LSU	9-2	W						

YEAR-BY-YEAR RESULTS



1941 8-9 (7-8 SEC)

Head Coach: C.R. "Dudy" Noble

Opponent	Score	W/L
MINNESOTA	1-7	L
MINNESOTA	6-3 (6)	W
* at LSU	14-0	W
* at LSU	2-10	L
* TULANE	4-2	W
* TULANE	10-0	W
* LSU	4-1	W
* LSU	5-4	W
* KENTUCKY	29-2	W
* OLE MISS	0-6	L
* OLE MISS	7-10	L
* ALABAMA	3-6	L
* ALABAMA	4-5	L
* at Alabama	1-13	L
* at Alabama	3-9	L
* at Ole Miss	4-2	W
* at Ole Miss	5-7	L

* at Alabama	1-20	L
* at Alabama	8-10	L
* ALABAMA	1-12	L
* ALABAMA	12-13	L
* at Ole Miss	1-13	L

1947 8-8 (7-8 SEC)

Head Coach: C.R. "Dudy" Noble

Opponent	Score	W/L
* TULANE	8-0	W
* at LSU	9-5	W
* at LSU	4-5	L
SOUTHERN MISS	9-6	W
* AUBURN	1-4	L
* LSU	5-13	L
* LSU	7-4	W
* at Ole Miss	3-4	L
* at Alabama	1-3	L
* at Alabama	3-6	L
* ALABAMA	5-8	L
* ALABAMA	10-4	W
* at Auburn	7-1	W
* at Auburn	9-6	W
* OLE MISS	2-4	L
* OLE MISS	11-1	W

1948 17-6 (12-5 SEC)

SEC CHAMPION

Head Coach: R.P. Patty

Opponent	Score	W/L
ILLINOIS	5-10	L
ILLINOIS	8-1	W
BRADLEY	4-3	W
* at LSU	5-3	W
* at LSU	16-17	L
* at Tulane	5-6	L
* at Tulane	3-8	L
* FLORIDA	8-7	W
* LSU	6-2	W
* LSU	15-8	W
* OLE MISS	6-5	W
* OLE MISS	17-5	W
* ALABAMA	6-3	W
* ALABAMA	8-6	W
* at Alabama	0-9	L
* at Alabama	5-7	L
* at Florida	15-3	W
* at Florida	7-5	W
* at Ole Miss	6-5	W
* at Ole Miss	18-4	W
# Auburn	6-2	W
# Auburn	8-5	W
# Auburn	4-3	W

Note: Results from two games are missing

SEC Playoffs

1942 8-6-1 (7-6-1 SEC)

Head Coach: C.R. "Dudy" Noble

Opponent	Score	W/L
* at LSU	1-0	W
* at LSU	2-3	L
* at Tulane	4-3	W
* at Tulane	3-2	W
* LSU	1-4	L
* LSU	26-3	W
* at Ole Miss	6-7	L
* at Ole Miss	7-0	W
Columbus Air Base	13-3	W
* at Alabama	1-9	L
* at Alabama	1-4	L
* ALABAMA	5-8	L
* ALABAMA	9-8	W
* OLE MISS	3-0	W
* OLE MISS	5-5 (12)	T

1943 3-9 (3-9 SEC)

Head Coach: C.R. "Dudy" Noble

Opponent	Score	W/L
* at LSU	3-6	L
* at LSU	0-4	L
* TULANE	7-9	L
* TULANE	1-2	L
* LSU	5-16	L
* LSU	6-5	W
* ALABAMA	10-29	L
* ALABAMA	6-3	W
* at Ole Miss	4-3	W
* at Ole Miss	4-8	L
* at Alabama	2-4	L
* at Alabama	4-12	L

1944 (NO TEAM)

1945 (NO TEAM)

1946 2-10 (2-9 SEC)

Head Coach: C.R. "Dudy" Noble

Opponent	Score	W/L
* at LSU	0-21	L
* at LSU	1-19	L
* at Tulane	12-8	W
* at Tulane	21-12	W
* LSU	6-9	L
* LSU	1-12	L
BRADLEY	0-4	L

1949 19-6 (13-3 SEC)

NCAA District III Tournament

SEC Champion

Head Coach: R.P. Patty

Opponent	Score	W/L
* TULANE	11-2	W
* TULANE	10-2	W
* at LSU	9-7	W
* at LSU	9-7	W
* LSU	7-2	W
* LSU	16-4	W
* at Alabama	1-10	L
* at Alabama	7-4	W

DELTA STATE	3-1	W
DELTA STATE	9-2	W
* OLE MISS	7-2	W
* OLE MISS	10-3	W
* ALABAMA	7-3	W
* ALABAMA	3-8	L
* at Ole Miss	6-2	W
* at Ole Miss	6-5	W
* at Tulane	2-7	L
* at Tulane	10-4	W
# KENTUCKY	6-3	W
# KENTUCKY	9-2	W
# at Kentucky	2-3	L
# at Kentucky	7-5	W
! Richmond	6-2	W
! Wake Forest	3-4 (13)	L
! Kentucky	2-5	L

SEC Playoffs

! NCAA District III Tournament (Charlotte, N.C.)

1950 13-6 (9-5 SEC)

Head Coach: R.P. Patty

Opponent	Score	W/L
* at LSU	2-11	L
ILLINOIS WESLEYAN	7-6	W
MEMPHIS	14-2	W
MEMPHIS	11-1	W
* LSU	3-4	L
* LSU	5-2	W
* LSU	7-1	W
* at Alabama	3-6	L
* at Alabama	1-0	W
* Tulane	14-5	W
* Tulane	22-10	W
* OLE MISS	5-4	W
* OLE MISS	2-3	L
DELTA STATE	6-8	L
DELTA STATE	11-1	W
* at Ole Miss	6-4	W
* at Ole Miss	11-5	W
* ALABAMA	5-11	L
* ALABAMA	4-3	W

1951 11-9 (6-9 SEC)

Head Coach: R.P. Patty

Opponent	Score	W/L
at Mississippi College	23-9	W
at Mississippi College	19-3	W
at Northwestern State	6-2	W
* at Tulane	6-16	L
* at Tulane	6-4	W
WHEATON	9-8	W
WHEATON	6-2	W
* ALABAMA	17-10	W
* ALABAMA	3-5	L
* TULANE	9-4	W
* TULANE	6-1	W
* LSU	2-16	L
* at Alabama	3-4	L
* at Alabama	2-4	L
* at Vanderbilt	7-2	W
* at Vanderbilt	6-3	W
* OLE MISS	0-6	L
* OLE MISS	5-9	L
* at Ole Miss	5-6	L
* at Ole Miss	2-8	L



YEAR-BY-YEAR RESULTS

1952 12-11 (6-9 SEC)

Head Coach: R.P. Patty

Opponent	Score	W/L
* ALABAMA	5-6	L
* ALABAMA	2-3 (11)	L
MEMPHIS	14-3	W
MEMPHIS	13-6	W
MERIDIAN COTTON ST.	7-2	W
* at LSU	0-4	L
* at LSU	9-10 (11)	L
* at Tulane	1-4	L
* at Tulane	5-6	L
* LSU	6-7	L
* LSU	8-7	W
* TULANE	6-7	L
* TULANE	18-7	W
* at Ole Miss	14-1	W
* at Ole Miss	5-9	L
* VANDERBILT	5-4	W
* VANDERBILT	11-4	W
* OLE MISS	7-0	W
at Mississippi College	12-2	W
at Mississippi College	3-2	W
MERIDIAN	2-1	W
MERIDIAN	2-3	L
MERIDIAN	0-4	L

1953 15-7 (12-3 SEC)

NCAA District III Tournament

Head Coach: R.P. Patty

Opponent	Score	W/L
* at Alabama	6-1	W
* at Alabama	5-1	W
* at LSU	13-0	W
* at LSU	2-1	W
at Mississippi College	18-2	W
at Mississippi College	7-0	W
* OLE MISS	3-11	L
* OLE MISS	2-1	W
* TULANE	5-2	W
* TULANE	16-4	W
* LSU	16-7	W
* LSU	4-11	L
* ALABAMA	3-0	W
* VANDERBILT	8-0	W
* VANDERBILT	12-11	W
* at Ole Miss	5-1	W
* at Ole Miss	5-6	L
^ vs. Georgia	1-3	L
^ vs. Georgia	0-1	L
# Duke	3-9	L
# Rollins	6-5	W
# Duke	4-5	L

^ SEC Playoffs

NCAA District III Tournament (Durham, N.C.)

1954 9-7 (7-7 SEC)

Head Coach: R.P. Patty

Opponent	Score	W/L
NORTHERN ILLINOIS	12-3	W
* at LSU	7-6	W
* at LSU	4-7	L
* at Tulane	4-10	L
* at Tulane	1-4	L
* TULANE	6-1	W
* TULANE	7-6	W
* LSU	7-1	W
* LSU	2-1	W
ARKANSAS STATE	13-3	W

* at Alabama	0-3	L
* at Alabama	7-4	W
* OLE MISS	2-4	L
* OLE MISS	5-6	L
* ALABAMA	9-18	L
* ALABAMA	5-2	W

1955 9-10 (7-9 SEC)

Head Coach: R.P. Patty

Opponent	Score	W/L
ALABAMA	2-3	L
* ALABAMA	6-5	W
* at Alabama	2-5	L
* at Alabama	3-5	L
* LSU	4-9	L
* LSU	3-2	W
at Mississippi College	5-1	W
* TULANE	6-9	L
* TULANE	2-0	W
LOYOLA	6-10	L
LOYOLA	7-5	W
* at LSU	12-4	W
* at LSU	13-10	W
* at Tulane	5-9	L
* at Tulane	20-13	W
* at Ole Miss	5-4	W
* at Ole Miss	2-4	L
* OLE MISS	4-9	L
* OLE MISS	4-10	L

1956 11-9 (6-9 SEC)

Head Coach: R.P. Patty

Opponent	Score	W/L
at Mississippi College	4-2	W
at Mississippi College	9-0	W
MISSISSIPPI COLLEGE	15-5	W
MISSISSIPPI COLLEGE	5-4	W
* TULANE	1-8	L
* TULANE	12-0	W
* TULANE	4-2	W
ILLINOIS WESLEYAN	4-3	W
* at Vanderbilt	27-8	W
* at Vanderbilt	9-4	W
* at Ole Miss	3-9	L
* at Ole Miss	2-14	L
* ALABAMA	2-4	L
* ALABAMA	3-6	L
* ALABAMA	4-1	W
* at LSU	0-3	L
* at LSU	10-1	W
* at LSU	2-5	L
* OLE MISS	2-6	L
* OLE MISS	5-8	L

1957 13-5 (10-5 SEC)

Head Coach: Paul Gregory

Opponent	Score	W/L
at Southeastern La.	1-0	W
* at Tulane	3-4 (12)	L
* at Tulane	4-0	W
MISSISSIPPI COLLEGE	17-3	W
MISSISSIPPI COLLEGE	10-2	W
* VANDERBILT	9-3	W
* VANDERBILT	9-1	W
* VANDERBILT	9-0	W
* OLE MISS	6-5	W
* OLE MISS	6-3	W
* at Alabama	0-3	L
* at Alabama	1-2	L
* at Alabama	7-1	W

* LSU	4-1	W
* LSU	4-1	W
* LSU	0-2	L
* at Ole Miss	4-5	L
* at Ole Miss	4-3	W

1958 14-10 (8-6 SEC)

Head Coach: Paul Gregory

Opponent	Score	W/L
ARKANSAS STATE	8-1	W
ARKANSAS STATE	3-2	W
* at LSU	5-2	W
* at LSU	3-7	L
* at Tulane	22-4	W
* at Tulane	8-9	L
at Loyola	5-6	L
at Southeastern La.	3-2	W
^ vs. Northern Illinois	14-6	W
^ vs. Northeast La.	19-2	W
ARKANSAS	0-1	L
ARKANSAS	8-9	L
MEMPHIS	12-6	W
MEMPHIS	3-6	L
* TULANE	7-0	W
* TULANE	10-1	W
* ALABAMA	0-7	L
* ALABAMA	5-4	W
* at Alabama	3-1	W
* at Alabama	2-3	L
* LSU	1-3	L
* LSU	5-7	L
* OLE MISS	6-5	W
* OLE MISS	7-5	W

^ Played in Ponchatoula, La.

1959 12-13 (5-10 SEC)

Head Coach: Paul Gregory

Opponent	Score	W/L
at La. Tech	2-4	L
^ vs. Northwestern State	2-1	W
^ at Northeast La.	3-2	W
^ vs. LSU	0-10	L
^ vs. Northwestern State	9-0	W
^ at Northeast La.	0-1	L
^ vs. LSU	7-0	W
* TULANE	1-4	L
* TULANE	9-1	W
* at Tulane	11-0	W
* at Tulane	3-11	L
* at LSU	8-6	W
* at LSU	4-6	L
at Southeastern La.	10-6	W
* LSU	3-2	W
* LSU	4-3	W
* OLE MISS	1-11	L
* at Alabama	2-6	L
* at Alabama	5-8	L
MEMPHIS	3-1	W
MEMPHIS	7-2	W
* ALABAMA	4-6	L
* ALABAMA	4-5	L
* at Ole Miss	2-4	L
* at Ole Miss	2-6	L

^ Northeast Louisiana Tournament (Monroe, La.)

YEAR-BY-YEAR RESULTS



1960 16-11 (8-8 SEC)

Head Coach: Paul Gregory

Opponent	Score	W/L
MISSISSIPPI COLLEGE	8-1	W
MISSISSIPPI COLLEGE	9-4	W
ILLINOIS WESLEYAN	6-2	W
ILLINOIS WESLEYAN	17-7	W
* LSU	6-5	W
* LSU	7-8	L
* TULANE	10-2	W
* TULANE	16-0	W
* at Ole Miss	0-8	L
* at Ole Miss	1-14	L
* at Tulane	0-1	L
* at Tulane	6-0	W
^ LSU	4-6	L
^ Northwestern State	3-1	W
^ at Northeast La.	5-3	W
^ Arkansas	3-2	W
^ Baylor	14-2	W
* at LSU	2-1	W
* at LSU	10-9	W
MEMPHIS	2-4	L
MEMPHIS	3-9	L
* ALABAMA	6-7	L
* ALABAMA	7-9	L
* OLE MISS	18-4	W
* OLE MISS	3-4	L
* at Alabama	9-5	W
* at Alabama	2-7	L
^ Northeast Louisiana Tournament (Monroe, La.)		

1961 12-7 (7-6 SEC)

Head Coach: Paul Gregory

Opponent	Score	W/L
* at LSU	2-4	L
* at LSU	9-4	W
* ALABAMA	7-5	W
* ALABAMA	2-8	L
* at Alabama	10-1	W
* at Alabama	5-3	W
* OLE MISS	4-5	L
* OLE MISS	9-2	W
MEMPHIS	4-3	W
MEMPHIS	19-0	W
* LSU	2-3	L
* LSU	2-4	L
* TULANE	16-3	W
* TULANE	8-3	W
DELTA STATE	5-4	W
DELTA STATE	10-1	W
at Arkansas State	6-1	W
at Arkansas State	2-3	L
* OLE MISS	4-5	L

1962 21-5-1 (14-1-1 SEC)

Head Coach: Paul Gregory

Opponent	Score	W/L
NORTHEAST LA.	3-1	W
NORTHEAST LA.	6-7	L
ARKANSAS STATE	8-1	W
ARKANSAS STATE	19-0	W
ILLINOIS WESLEYAN	9-1	W
ILLINOIS WESLEYAN	11-3	W
* TULANE	3-0	W
* TULANE	8-1	W
* at Alabama	3-2	W
* at Alabama	8-3	W
* ALABAMA	9-5	W

* ALABAMA	9-0	W
* at LSU	3-4	L
* at LSU	5-3	W
* at Tulane	6-1	W
* at Tulane	2-2	T
MEMPHIS	8-23	L
MEMPHIS	10-1	W
* OLE MISS	5-1	W
* OLE MISS	6-1	W
* LSU	3-2	W
* LSU	4-3	W
* at Ole Miss	4-1	W
* at Ole Miss	5-0	W
# at Florida	3-8	L
# FLORIDA	3-2	W
# FLORIDA	7-8	L
# SEC Playoffs		

1963 17-11 (9-7 SEC)

Head Coach: Paul Gregory

Opponent	Score	W/L
^ LSU	1-2	L
^ Illinois	2-0	W
^ at Loyola	4-5	L
ARKANSAS STATE	9-1	W
ARKANSAS STATE	12-2	W
* at Alabama	1-0	W
* at Alabama	19-5	W
ILLINOIS WESLEYAN	7-5	W
ILLINOIS WESLEYAN	6-3	W
SOUTHERN MISS	8-4	W
SOUTHERN MISS	6-3	W
* LSU	3-6	L
* LSU	1-4	L
* ALABAMA	6-5	W
* ALABAMA	10-4	W
* at Ole Miss	0-5	L
* at Ole Miss	1-6	L
* TULANE	13-1	W
* TULANE	8-3	W
at Arkansas State	6-0	W
at Arkansas State	1-3	L
at Southern Miss	5-3	W
* at Tulane	8-10	L
* at Tulane	9-2	W
* at LSU	4-8 (12)	L
* at LSU	3-7	L
* OLE MISS	5-3	W
* OLE MISS	5-6 (15)	L
^ Loyola Coca-Cola Invitational (New Orleans, La.)		

1964 17-12 (7-7 SEC)

Head Coach: Paul Gregory

Opponent	Score	W/L
ARKANSAS STATE	7-0	W
ARKANSAS STATE	21-1	W
* ALABAMA	5-3	W
* ALABAMA	4-7	L
NICHOLLS STATE	1-0	W
NICHOLLS STATE	5-3	W
^ North Carolina	3-2	W
^ Northeast La.	4-1	W
^ at Florida State	1-7	L
* at Florida	10-2	W
* at Florida	1-6	L
SOUTHERN MISS	6-10	L
ILLINOIS WESLEYAN	7-2	W
ILLINOIS WESLEYAN	5-1	W
at Arkansas State	3-0	W

at Arkansas State	4-7	L
* LSU	11-5	W
* LSU	2-5	L
* at Alabama	4-14	L
* at Alabama	3-4	L
* OLE MISS	5-7	L
* OLE MISS	0-8	L
* TULANE	8-1	W
at Southern Miss	1-3	L
* at Tulane	4-1	W
* at Tulane	2-0	W
* at LSU	14-2	W
* at LSU	4-14	L
* at Ole Miss	5-2	W
^ Florida State Invitational (Tallahassee, Fla.)		

1965 16-10 (11-4 SEC)

NCAA District III Tournament

SEC Champion

Head Coach: Paul Gregory

Opponent	Score	W/L
at Southern Miss	0-2	L
* LSU	5-2	W
ILLINOIS WESLEYAN	3-7	L
ILLINOIS WESLEYAN	11-2	W
* ALABAMA	11-0	W
* ALABAMA	0-1	L
DELTA STATE	0-1	L
DELTA STATE	6-1	W
* at Ole Miss	17-13	W
* at Ole Miss	8-6	W
* TULANE	2-7	L
* TULANE	1-0	W
* at LSU	0-6	L
* at LSU	5-0	W
* at Tulane	5-4	W
* at Tulane	2-0	W
* at Alabama	3-2	W
* at Alabama	1-0	W
* OLE MISS	9-3	W
* OLE MISS	7-10	L
# AUBURN	10-1	W
# at Auburn	2-3	L
# at Auburn	2-1 (10)	W
^ Florida State	6-3	W
^ Furman	2-5	L
^ Florida State	2-6	L

SEC Playoffs

^ NCAA District III Tournament (Gastonia, N.C.)

1966 20-11 (11-4 SEC)

NCAA District III Tournament

SEC Champion

Head Coach: Paul Gregory

Opponent	Score	W/L
^ at Florida State	2-24	L
^ Auburn	2-4	L
^ Auburn	6-5	W
ARKANSAS STATE	9-1	W
ARKANSAS STATE	7-3	W
DELTA STATE	3-2	W
at Delta State	4-5	L
* ALABAMA	5-1	W
* ALABAMA	2-1 (14)	W
* LSU	9-2	W
* LSU	3-0	W
* at Alabama	7-9	L
* at Alabama	4-1	W



YEAR-BY-YEAR RESULTS

ARKANSAS	9-3	W
ARKANSAS	18-0	W
* at Tulane	7-3	W
* at Tulane	6-9	L
* at LSU	9-1	W
* at LSU	1-0	W
* OLE MISS	0-2	L
* OLE MISS	2-1	W
* TULANE	10-3	W
at Memphis	2-3	L
at Memphis	2-3	L
* at Ole Miss	6-1	W
* at Ole Miss	0-5	L
# at Tennessee	7-4	W
# TENNESSEE	9-3	W
! Florida State	4-3	W
! North Carolina	4-5	L
! Florida State	0-7	L
^ Florida State Invitational (Tallahassee, Fla.)		
# SEC Playoffs		
! NCAA District III Tournament (Gastonia, N.C.)		

1967 17-14 (9-9 SEC)

Head Coach: Paul Gregory

Opponent	Score	W/L
^ vs. BYU	2-4	L
^ at UC RIVERSIDE	5-4 (10) W	
^ vs. Yale	7-6	W
^ vs. UCLA	10-12	L
^ vs. Wyoming	5-2	W
^ vs. Washington	5-3	W
^ vs. Ohio State	11-4	W
* at Ole Miss	0-7	L
* at Ole Miss	0-1	L
* at Ole Miss	9-6	W
ILLINOIS WESLEYAN	5-3	W
ILLINOIS WESLEYAN	6-5 (10) W	
* LSU	3-1	W
* LSU	3-1	W
* LSU	8-9	L
SOUTHERN MISS	7-8	L
SOUTHERN MISS	4-2	W
* ALABAMA	4-0	W
* ALABAMA	4-1	W
* ALABAMA	0-5	L
at Arkansas State	2-5	L
at Arkansas State	2-3	L
* at LSU	2-0	W
* at LSU	3-6	L
* at LSU	3-5	L
* at Alabama	1-8	L
* at Alabama	3-2	W
* at Alabama	2-4	L
* OLE MISS	2-1	W
* OLE MISS	3-0	W
* OLE MISS	3-13	L
^ Riverside (Calif.) National Tournament		

1968 16-17 (7-10 SEC)

Head Coach: Paul Gregory

Opponent	Score	W/L
CLEMSON	3-6	L
CLEMSON	1-2	L
^ at UC Riverside	10-0	W
^ vs. BYU	1-3	L
^ vs. Kansas	11-4	W
^ vs. Tennessee	4-1	W

^ vs. Pittsburgh	2-1	W
^ vs. Oregon	5-6	L
^ vs. UCLA	6-12	L
ARKANSAS STATE	0-1	L
ARKANSAS STATE	6-5	W
ILLINOIS WESLEYAN	5-0	W
ILLINOIS WESLEYAN	4-1	W
* OLE MISS	2-1	W
* OLE MISS	1-2	L
* OLE MISS	1-4	L
ARKANSAS	19-11	W
SOUTHERN MISS	2-4	L
SOUTHERN MISS	4-3	W
* at Alabama	5-3	W
* at Alabama	2-3	L
* at Alabama	11-5	W
* LSU	3-4 (8)	L
* LSU	2-7	L
* LSU	3-2	W
* ALABAMA	8-7	W
* ALABAMA	0-11	L
* ALABAMA	0-6	L
* at LSU	6-3 (9)	W
* at LSU	0-4	L
* at LSU	3-4 (11)	L
* at Ole Miss	8-2	W
* at Ole Miss	1-4	L
^ Riverside (Calif.) National Tournament		

1969 20-10 (11-7 SEC)

Head Coach: Paul Gregory

Opponent	Score	W/L
* TENNESSEE	7-10	L
* TENNESSEE	2-8	L
INDIANA STATE	1-0	W
INDIANA STATE	13-2	W
at Loyola	5-0	W
at Loyola	5-3	W
ILLINOIS WESLEYAN	7-5	W
ILLINOIS WESLEYAN	3-6	L
* at Ole Miss	0-4	L
* at Ole Miss	1-2	L
* at Ole Miss	3-4	L
* ALABAMA	4-3 (12) W	
* ALABAMA	4-1	W
* ALABAMA	2-1 (15) W	
* LSU	4-2	W
* LSU	4-6	L
* LSU	3-2	W
SOUTHERN MISS	7-4	W
SOUTHERN MISS	12-1	W
* at Alabama	0-4	L
* at Alabama	1-3	L
* at Alabama	6-2	W
at Arkansas State	5-1	W
at Arkansas State	3-0	W
* at LSU	3-0	W
* at LSU	3-5	L
* at LSU	10-4	W
* OLE MISS	2-0	W
* OLE MISS	11-5	W
* OLE MISS	10-3	W

1970 32-8 (11-4 SEC)

NCAA District III Tournament

SEC Champion

Head Coach: Paul Gregory

Opponent	Score	W/L
CHRISTIAN BROTHERS	7-1	W
CHRISTIAN BROTHERS	1-3	L
LOYOLA	6-1	W
LOYOLA	5-1	W
MEMPHIS	3-0	W
MEMPHIS	3-2	W
at Memphis	6-1	W
at Memphis	3-1 (11) W	
NEW ORLEANS	11-2	W
NEW ORLEANS	7-1	W
NEW ORLEANS	8-4	W
* OLE MISS	4-0	W
* OLE MISS	1-4	L
* OLE MISS	9-1	W
at Southern Miss	3-1	W
at Southern Miss	4-1	W
* at Alabama	2-3	L
* at Alabama	2-1	W
* at New Orleans	7-5 (8) W	
* at LSU	5-3	W
* at LSU	3-1	W
* at LSU	5-3	W
ARKANSAS STATE	11-7	W
ARKANSAS STATE	3-0	W
* ALABAMA	4-1	W
* ALABAMA	1-0	W
* ALABAMA	5-1	W
* LSU	5-0	W
ARKANSAS	6-0	W
ARKANSAS	1-0	W
* at Ole Miss	1-5	L
* at Ole Miss	3-5	L
* at Ole Miss	3-0	W
# at Tennessee	4-8	L
# TENNESSEE	4-3 (10) W	
# TENNESSEE	1-0	W
! vs. Maryland	2-3	L
! vs. East Carolina	12-6	W
! vs. Maryland	8-4	W
! vs. Florida State	4-5	L
# SEC Playoffs		
! NCAA District III Tournament (Gastonia, N.C.)		

1971 32-12 (13-5 SEC)

NCAA College World Series

NCAA District III Tournament Champion

SEC Champion

Head Coach: Paul Gregory

Opponent	Score	W/L
IOWA STATE	7-5	W
IOWA STATE	6-5	W
MEMPHIS	10-0	W
MEMPHIS	6-2	W
CLEMSON	4-6	L
CLEMSON	2-1	W
CLEMSON	8-10	L
ST. OLAF	7-0	W
ST. OLAF	2-1 (10) W	
ILLINOIS WESLEYAN	11-0	W
ILLINOIS WESLEYAN	5-0	W
NEW ORLEANS	5-0	W
NEW ORLEANS	8-1	W
at Loyola	2-5	L
* at LSU	0-2	L

YEAR-BY-YEAR RESULTS



* at LSU	1-3	L
* at LSU	1-9	L
* LSU	2-1	W
* LSU	7-4	W
* LSU	11-2	W
* at Alabama	6-4	W
* at Alabama	9-6	W
* at Alabama	5-6 (10)	L
at Arkansas State	5-4	W
at Arkansas State	6-4	W
* ALABAMA	8-7	W
* ALABAMA	6-2	W
* ALABAMA	7-8 (13)	L
SOUTHERN MISS	9-0	W
SOUTHERN MISS	3-6	L
* at Ole Miss	15-12 (10)	W
* at Ole Miss	7-5 (11)	W
* at Ole Miss	5-2	W
* OLE MISS	7-6	W
* OLE MISS	4-2	W
* OLE MISS	9-7	W
# VANDERBILT	5-1	W
# at Vanderbilt	3-1	W
! vs. Maryland	2-1	W
! vs. Miami	7-3	W
! vs. Georgia Tech	8-20	L
! vs. Georgia Tech	5-2	W
\$ vs. Tulsa	2-5	L
\$ vs. BYU	1-3	L

SEC Playoffs

! NCAA District III Tournament (Gastonia, N.C. - 1st)

\$ College World Series (Omaha, Neb. - T7th)

1972 24-16 (7-11 SEC)

Head Coach: Paul Gregory

Opponent	Score	W/L
GEORGIA STATE	9-1	W
GEORGIA STATE	11-0	W
at Memphis	2-11	L
at Memphis	1-4	L
ALBION COLLEGE	10-3	W
ALBION COLLEGE	5-2	W
CHRISTIAN BROTHERS	8-0	W
CHRISTIAN BROTHERS	1-0	W
at Southern Miss	4-0	W
at Southern Miss	0-1	L
WISCONSIN STATE	2-1	W
WISCONSIN STATE	4-2	W
NORTH PARK COLLEGE	9-5	W
NORTH PARK COLLEGE	4-2	W
ST. OLAF	6-0	W
ST. OLAF	13-0	W
* at Alabama	4-3	W
* at Alabama	1-7	L
* at Alabama	2-15	L
at Loyola	8-4	W
* at LSU	2-4	L
* at LSU	1-0	W
* at LSU	4-3	W
* OLE MISS	2-4	L
* OLE MISS	3-5	L
* OLE MISS	3-5	L
ATHENS STATE	5-3	W
* LSU	4-1	W
* LSU	3-4	L
* LSU	2-1	W
ARKANSAS STATE	0-1	L
ARKANSAS STATE	4-5	L

* at Ole Miss	1-2	L
* at Ole Miss	2-3	L
* at Ole Miss	2-3	L
at New Orleans	8-1	W
at New Orleans	4-3	W
* ALABAMA	8-1	W
* ALABAMA	2-0	W
* ALABAMA	0-3	L

1973 16-14-1 (5-9 SEC)

Head Coach: Paul Gregory

Opponent	Score	W/L
NORTHEAST LA.	5-6	L
NORTHEAST LA.	1-2	L
ATHENS STATE	2-1	W
ATHENS STATE	4-0	W
SOUTHERN MISS	6-4	W
SOUTHERN MISS	8-4	W
CLEMSON	2-1	W
CLEMSON	2-0	W
* ALABAMA	5-7	L
* ALABAMA	0-3	L
McMURRAY COLLEGE	11-0	W
McMURRAY COLLEGE	2-4	L
CHRISTIAN BROTHERS	8-0	W
CHRISTIAN BROTHERS	8-0	W
* LSU	1-0	W
* LSU	6-5	W
MEMPHIS	0-9	L
MEMPHIS	6-15	L
* at Ole Miss	0-2	L
* at Ole Miss	4-4 (8)	T
at Louisiana College	4-0	W
at Louisiana College	10-7	W
* at LSU	0-6	L
* at LSU	2-3	L
* at LSU	0-3	L
* OLE MISS	0-5	L
* OLE MISS	3-1	W
* OLE MISS	5-0	W
* at Alabama	0-4	L
* at Alabama	3-1	W
* at Alabama	3-5	L

1974 13-14 (8-9 SEC)

Head Coach: Paul Gregory

Opponent	Score	W/L
at Southern Miss	7-11	L
at Southern Miss	3-5	L
MIAMI (Ohio)	3-6	L
LOUISIANA COLLEGE	12-1	W
LOUISIANA COLLEGE	16-0	W
LIVINGSTON	2-3	L
LIVINGSTON	2-1	W
* at Alabama	1-0	W
* at Alabama	2-3	L
* at Alabama	2-5	L
* at LSU	3-1	W
* at LSU	2-6	L
* at LSU	1-3	L
* OLE MISS	6-3	W
* OLE MISS	2-3	L
* OLE MISS	2-5	L
at Memphis	3-0	W
at Memphis	0-1	L
* LSU	1-0	W
* LSU	3-2	W
ARKANSAS STATE	5-0	W
* at Ole Miss	2-4	L
* at Ole Miss	2-7	L

* at Ole Miss	8-3	W
* ALABAMA	0-1	L
* ALABAMA	3-1	W
* ALABAMA	6-1	W

1975 16-24 (6-16 SEC)

Head Coach: Jimmy Bragan

Opponent	Score	W/L
WESTERN ILLINOIS	5-4	W
WESTERN ILLINOIS	2-0	W
WESTERN ILLINOIS	4-1	W
* VANDERBILT	1-2	L
* VANDERBILT	1-0	W
IOWA	11-8	W
SOUTHERN MISS	1-3	L
* AUBURN	8-9	L
* AUBURN	1-3	L
* AUBURN	0-3	L
LIVINGSTON	6-5	W
LIVINGSTON	4-3	W
ST. OLAF	3-2	W
ST. OLAF	4-0	W
* at Alabama	1-4	L
* at Alabama	4-3	W
* at Alabama	7-0	W
* at Alabama	0-2	L
* LSU	0-11	L
* LSU	0-11	L
* LSU	4-5	L
* LSU	0-3	L
MEMPHIS	9-2	W
MEMPHIS	0-4	L
* at Ole Miss	3-4	L
* at Ole Miss	1-8	L
* at Ole Miss	1-3	L
* at Ole Miss	4-5	L
* at LSU	3-4	L
* at LSU	2-3	L
* at LSU	1-5	L
* at LSU	0-8	L
* OLE MISS	2-0	W
* OLE MISS	4-3	W
* OLE MISS	5-4	W
* OLE MISS	4-12	L
* at Auburn	4-5	L
* at Auburn	0-6	L
* ALABAMA	0-1	L
* ALABAMA	4-0	W

1976 28-17 (11-12 SEC)

Head Coach: Ron Polk

Opponent	Score	W/L
LOUISIANA TECH	1-2	L
LOUISIANA TECH	4-0	W
at Southern Miss	5-2	W
at Memphis	5-6	L
at Memphis	1-5	L
LIVINGSTON	4-3	W
LIVINGSTON	3-14	L
ARKANSAS STATE	2-1	W
ARKANSAS STATE	4-0	W
ST. OLAF	2-0	W
ST. OLAF	6-0	W
* at Auburn	6-1	W
* at Auburn	3-1	W
BIRMINGHAM-SOUTHERN	6-0	W
BIRMINGHAM-SOUTHERN	4-2	W
* LSU	2-1	W
* LSU	6-5	W
* LSU	10-9	W



YEAR-BY-YEAR RESULTS

SOUTH ALABAMA	4-0	W	MEMPHIS	17-3	W	! vs. Baylor	3-6	L
SOUTH ALABAMA	2-1	W	WILLIAM CAREY	11-1	W	^ Played in Jackson, Miss.		
* at Alabama	4-5	L	WILLIAM CAREY	8-5	W	# SEC Tournament (Gainesville, Fla. - 2nd)		
* at Alabama	4-5	L	* at Alabama	4-5	L			
* at Alabama	0-4	L	* at Alabama	8-4	W	! NCAA South Central Regional (Arlington, Texas - 2nd)		
* OLE MISS	9-8	W	* at Alabama	2-3	L			
* OLE MISS	5-4	W	# vs. Florida	1-3	L			
* OLE MISS	1-2	L	# vs. Vanderbilt	15-2	W			
MISSISSIPPI COLLEGE	3-2	W	# at Ole Miss	3-11	L			
MISSISSIPPI COLLEGE	5-4	W	# SEC Tournament (Oxford, Miss. - 3rd)					
SOUTHERN MISS	4-0	W						
SOUTHERN MISS	11-10	W	1978 38-18 (13-8 SEC)					
JACKSON STATE	5-3	W	NCAA South Central Regional			Head Coach: Ron Polk		
JACKSON STATE	8-9	L	Head Coach: Ron Polk			Opponent Score W/L		
* at LSU	1-4	L	Opponent			MISSISSIPPI COLLEGE 5-0 W		
* at LSU	2-0	W	* at LSU			LIVINGSTON 7-1 W		
* at LSU	1-4	L	* at LSU			LIVINGSTON 15-8 W		
* AUBURN	0-7	L	* at LSU			* at LSU 3-1 W		
* AUBURN	1-2	L	* OLE MISS			* at LSU 1-2 L		
* AUBURN	1-3	L	* OLE MISS			ARKANSAS STATE 11-3 W		
WILLIAM CAREY	15-2	W	* OLE MISS			ARKANSAS STATE 5-4 W		
* ALABAMA	3-2	W	^ Mississippi College			^ Jackson State 3-4 L		
* ALABAMA	5-4	W	^ Mississippi College			^ Jackson State 3-0 W		
* ALABAMA	1-2	L	* at Auburn			* ALABAMA 5-1 W		
* at Ole Miss	4-2	W	* at Auburn			* ALABAMA 6-1 W		
* at Ole Miss	4-5	L	* at Auburn			DELTA STATE 4-2 W		
* at Ole Miss	5-9	L	INDIANA STATE			DELTA STATE 9-8 W		
			INDIANA STATE			* AUBURN 13-5 W		
			MISSOURI BAPTIST			* AUBURN 11-2 W		
			MISSOURI BAPTIST			* AUBURN 15-8 W		
			ARIZONA			MISSOURI BAPTIST 10-6 W		
			^ vs. Arizona			MISSOURI BAPTIST 5-3 W		
			^ vs. Arizona					
* at Ole Miss	3-5	L	* at Alabama			at South Alabama 7-8 L		
* at Ole Miss	10-3	W	* at Alabama			at South Alabama 12-1 W		
* at Ole Miss	4-5	L	* at Alabama			at Southern Miss 17-2 W		
* AUBURN	3-0	W	at William Carey			at Southern Miss 9-8 W		
* AUBURN	5-0	W	at William Carey			ST. OLAF 23-4 W		
* AUBURN	12-1	W	at Delta State			ST. OLAF 14-1 W		
OHIO STATE	7-5	W	at Delta State			* OLE MISS 4-1 W		
OHIO STATE	13-0	W	* LSU			* OLE MISS 10-0 W		
at Southern Miss	2-4	L	* LSU			* OLE MISS 12-4 W		
at Southern Miss	9-1	W	* LSU			BIRMINGHAM-SOUTHERN 12-3 W		
at South Alabama	4-9	L	SOUTH ALABAMA			at Birmingham-Southern 11-1 W		
ST. OLAF	11-2	W	SOUTH ALABAMA			* LSU 5-0 W		
ST. OLAF	14-0	W	BIRMINGHAM-SOUTHERN			* LSU 5-2 W		
* ALABAMA	4-3	W	BIRMINGHAM-SOUTHERN			+ at Jackson Mets 4-1 W		
* ALABAMA	9-4	W	SOUTHERN MISS			at Hawaii 5-6 L		
MISSISSIPPI COLLEGE	18-2	W	SOUTHERN MISS			at Hawaii 8-9 L		
MISSISSIPPI COLLEGE	13-7	W	* at Ole Miss			at Hawaii 12-19 L		
at Louisiana Tech	6-5	W	* at Ole Miss			at Hawaii 6-4 W		
at Louisiana Tech	2-7	L	* at Ole Miss			at Hawaii 7-6 W		
* LSU	8-11	L	ARKANSAS STATE			at Hawaii 0-10 L		
* LSU	7-1	W	ARKANSAS STATE			* at Auburn 4-1 W		
* LSU	7-1	W	at Birmingham-Southern			* at Auburn 0-3 L		
at Jackson State	7-8	L	* AUBURN			* at Auburn 7-1 W		
at Jackson State	14-2	W	* AUBURN			* at Alabama 6-4 W		
BIRMINGHAM-SOUTHERN	15-3	W	* AUBURN			* at Alabama 2-0 W		
BIRMINGHAM-SOUTHERN	7-4	W	JACKSON STATE			MISSISSIPPI COLLEGE 6-1 W		
* OLE MISS	3-5	L	JACKSON STATE			WILLIAM CAREY 6-10 L		
* OLE MISS	3-1	W	at Memphis			WILLIAM CAREY 3-2 W		
* OLE MISS	14-9	W	at Memphis			LOUISIANA TECH 2-0 W		
DELTA STATE	7-6	W	# at Florida			LOUISIANA TECH 14-8 W		
DELTA STATE	7-6	W	# vs. Auburn			* at Ole Miss 5-3 W		
* at Auburn	0-3	L	# vs. Georgia			* at Ole Miss 5-1 W		
* at Auburn	4-6	L	# vs. Auburn			# KENTUCKY 6-5 W		
* at Auburn	6-15	L	# vs. Auburn			# LSU 12-5 W		
at Arkansas State	5-1	W	! vs. Baylor			# FLORIDA 12-11 W		
at Arkansas State	5-2	W	! vs. Louisiana Tech			! NEW ORLEANS 11-13 L		
MEMPHIS	12-3	W	! vs. Pan American			! TULANE 12-4 W		
						! NEW ORLEANS 13-10 W		

YEAR-BY-YEAR RESULTS



! MURRAY STATE	8-6	W
! MURRAY STATE	18-8	W
\$ vs. Cal State Fullerton	6-1	W
\$ vs. Texas	2-8	L
\$ vs. Pepperdine	4-5	L
^ Played in Jackson, Miss.		
# SEC Tournament (Starkville, Miss. - T-1st)		
! NCAA South Regional (Starkville, Miss. - 1st)		
\$ College World Series (Omaha, Neb. - T-5th)		
+ Exhibition		

1980 31-19 (10-11 SEC)

Head Coach: Ron Polk

Opponent	Score	W/L
MISSISSIPPI COLLEGE	7-2	W
at Livingston	6-4	W
KENTUCKY	4-9	L
KENTUCKY	10-0	W
* at Auburn	4-5	L
* at Auburn	4-13	L
* at Auburn	5-7	L
at Tulane	9-2	W
at Tulane	0-1	L
* ALABAMA	13-12	W
* ALABAMA	3-5	L
* ALABAMA	5-7	L
MISSOURI BAPTIST	7-0	W
UNION	7-1	W
UNION	11-0	W
at William Carey	4-3	W
at William Carey	7-4	W
SOUTH ALABAMA	3-5	L
SOUTH ALABAMA	3-2	W
* at Ole Miss	1-0	W
* at Ole Miss	4-6	L
* at Ole Miss	5-0	W
LIVINGSTON	3-2	W
JACKSON STATE	4-5	L
JACKSON STATE	12-3	W
* LSU	2-5	L
* LSU	0-2	L
* LSU	9-7	W
at Arkansas State	7-3	W
at Arkansas State	3-0	W
at Delta State	9-12	L
at Delta State	9-1	W
SOUTHERN MISS	4-2	W
SOUTHERN MISS	9-1	W
* AUBURN	2-1	W
* AUBURN	2-3	L
* AUBURN	4-1	W
at Louisiana Tech	4-14	L
at Louisiana Tech	1-5	L
^ Mississippi College	17-3	W
* at Alabama	4-3	W
* at Alabama	4-9	L
* at Alabama	15-11	W
^ vs. Ole Miss	9-2	W
# vs. Arkansas	7-6	W
BIRMINGHAM-SOUTHERN	3-2	W
BIRMINGHAM-SOUTHERN	3-6	L
* OLE MISS	3-1	W
* OLE MISS	4-8	L
* OLE MISS	3-1	W
^ Played in Jackson, Miss.		
# Played in Greenville, Miss.		

1981 46-17 (17-6 SEC)

NCAA College World Series

NCAA South Regional Champions

Head Coach: Ron Polk

Opponent	Score	W/L
LIVINGSTON	15-1	W
* LSU	15-1	W
* LSU	5-2	W
LOUISIANA TECH	10-2	W
LOUISIANA TECH	8-7	W
* AUBURN	7-8	L
* AUBURN	3-4	L
* AUBURN	8-3	W
at Arizona	11-9	W
at Arizona	16-12	W
at Grand Canyon	9-1	W
at Grand Canyon	10-7	W
^ vs. Oklahoma State	9-20	L
at UNLV	23-17	W
at UNLV	4-3	W
at Livingston	21-20	W
* at Alabama	5-3	W
* at Alabama	1-2	L
* at Alabama	4-8	L
+ vs. Ole Miss	4-3	W
at Southern Miss	5-4	W
at Southern Miss	6-2	W
at South Alabama	3-5	L
at South Alabama	4-7	L
MISSISSIPPI COLLEGE	14-1	W
* OLE MISS	12-4	W
* OLE MISS	7-1	W
* OLE MISS	8-3	W
TULANE	12-5	W
TULANE	12-4	W
at Mississippi College	2-5	L
* at Auburn	4-6	L
* at Auburn	3-2	W
* at Auburn	12-6	W
DELTA STATE	1-4	L
DELTA STATE	8-3	W
* at LSU	11-1	W
* at LSU	7-2	W
* at LSU	12-4	W
WILLIAM CAREY	11-3	W
WILLIAM CAREY	17-5	W
* ALABAMA	8-4	W
* ALABAMA	5-3	W
* ALABAMA	13-5	W
ARKANSAS STATE	3-0	W
ARKANSAS STATE	24-3	W
%vs. Arkansas	11-6	W
at Jackson State	6-4	W
at Jackson State	10-11	L
at Birmingham-Southern	4-5	L
at Birmingham-Southern	11-7	W
* at Ole Miss	12-6	W
* at Ole Miss	7-4	W
* at Ole Miss	4-7	L
# KENTUCKY	3-2	W
# FLORIDA	3-8	L
# KENTUCKY	2-3	L
! vs. East Tennessee State	7-6	W
! vs. Wichita State	5-1	W
! vs. East Tennessee State	6-5	W
\$ vs. Michigan	4-0	W
\$ vs. Arizona State	3-4	L
\$ vs. South Carolina	5-6	L
^ Played in Las Vegas, Nev.		
+ Played in Jackson, Miss.		

% Played in Greenville, Miss.

SEC Tournament (Starkville, Miss. - 3rd)

! NCAA Atlantic Regional (Clemson, S.C. - 1st)

\$ College World Series (Omaha, Neb. - T-5th)

1982 28-23 (11-13 SEC)

Head Coach: Ron Polk

Opponent	Score	W/L
BIRMINGHAM-SOUTHERN	8-4	W
BIRMINGHAM-SOUTHERN	6-2	W
LIVINGSTON	12-7	W
SOUTH ALABAMA	1-5	L
SOUTH ALABAMA	3-8	L
at UAB	2-10	L
at UAB	16-17	L
* LSU	16-3	W
* LSU	0-3	L
* LSU	2-6	L
at William Carey	7-3	W
at William Carey	4-6	L
^ vs. Ole Miss	5-8	L
* at Auburn	5-6	L
* at Auburn	4-7	L
* at Auburn	3-4	L
at Arkansas State	7-8	L
at Arkansas State	13-7	W
at Mississippi College	10-8	W
* at Ole Miss	6-9	L
* at Ole Miss	3-0	W
* at Ole Miss	2-7	L
at La. Tech	12-5	W
at La. Tech	9-6	W
MISSISSIPPI COLLEGE	16-2	W
* ALABAMA	10-2	W
* ALABAMA	6-4	W
* ALABAMA	5-6	L
JACKSON STATE	13-3	W
JACKSON STATE	6-2	W
at Livingston	5-2	W
at New Orleans	0-5	L
at New Orleans	2-5	L
WEST FLORIDA	17-2	W
WEST FLORIDA	24-9	W
# vs. Delta State	4-9	L
SOUTHERN MISS	15-3	W
SOUTHERN MISS	10-1	W
* at LSU	2-1	W
* at LSU	0-2	L
* at LSU	6-4	W
* AUBURN	9-2	W
* AUBURN	6-0	W
* AUBURN	10-0	W
# vs. Arkansas	8-7	W
* OLE MISS	1-0	W
* OLE MISS	5-9	L
* OLE MISS	4-11	L
* at Alabama	15-0	W
* at Alabama	2-16	L
* at Alabama	6-12	L
^ Played in Jackson, Miss.		
# Played in Greenville, Miss.		



YEAR-BY-YEAR RESULTS

1983 42-15 (17-5 SEC)

NCAA Central Regional

Head Coach: Ron Polk

Opponent	Score	W/L
MISSISSIPPI COLLEGE	8-12	L
EAST TENNESSEE STATE	6-1	W
LIVINGSTON	13-0	W
at South Alabama	12-14	L
at South Alabama	8-5	W
* ALABAMA	18-6	W
* ALABAMA	6-5	W
at Birmingham-Southern	12-5	W
* at LSU	10-4	W
* at LSU	2-7	L
* at LSU	13-6	W
at Livingston	10-2	W
at West Florida	3-6	L
* AUBURN	8-0	W
* AUBURN	5-1	W
* AUBURN	7-2	W
at Delta State	6-9	L
at Delta State	11-6	W
^ vs. Ole Miss	9-1	W
^ Jackson State	15-9	W
^ Jackson State	12-1	W
NEW ORLEANS	12-2	W
NEW ORLEANS	8-4	W
at Mississippi College	6-0	W
* OLE MISS	27-10	W
* OLE MISS	4-8	L
* OLE MISS	7-6	W
* at Alabama	13-10	W
* at Alabama	12-10	W
* at Alabama	9-12	L
at Southern Miss	9-6	W
at Southern Miss	17-12	W
* LSU	2-5	L
* LSU	10-1	W
* LSU	16-8	W
UAB	11-8	W
WILLIAM CAREY	3-2	W
WILLIAM CAREY	5-6	L
ARKANSAS STATE	7-5	W
* at Auburn	8-5	W
* at Auburn	19-8	W
%vs. Arkansas	9-2	W
\$ vs. Arkansas	3-5	L
LOUISIANA TECH	8-0	W
LOUISIANA TECH	15-4	W
+ at Jackson Mets	9-2	W
* at Ole Miss	4-3	W
* at Ole Miss	6-7	L
* at Ole Miss	17-4	W
# TENNESSEE	11-20	L
# FLORIDA	5-3	W
# TENNESSEE	9-4	W
# ALABAMA	9-10	L
! vs. Tulane	4-2	W
! at Texas	6-2	W
! vs. Pan American	7-5	W
! at Texas	0-7	L
! at Texas	3-12	L
^ Played in Jackson, Miss.		
% Played in Greenville, Miss.		
\$ Played in Helena, Ark.		
# SEC Tournament (Starkville, Miss. - 2nd)		
! NCAA Central Regional (Austin, Texas - 2nd)		
+ Exhibition		

1984 45-16 (18-5 SEC)

NCAA South II Regional

Head Coach: Ron Polk

Opponent	Score	W/L
MISSISSIPPI COLLEGE	10-3	W
LIVINGSTON	7-8	L
* at Ole Miss	0-2	L
* at Ole Miss	5-4	W
* at Ole Miss	3-2	W
at Arkansas State	5-1	W
at Arkansas State	7-8	W
BIRMINGHAM-SOUTHERN	7-2	W
BIRMINGHAM-SOUTHERN	11-5	W
at Southeastern La.	10-2	W
^ vs. St. Francis	4-14	L
* AUBURN	6-0	W
* AUBURN	6-1	W
* AUBURN	14-1	W
ST. OLAF	11-2	W
DELTA STATE	16-3	W
DELTA STATE	17-11	W
+ vs. Livingston	14-1	W
* at LSU	4-2	W
* at LSU	6-11	L
* at LSU	10-4	W
at New Orleans	13-20	L
at New Orleans	15-13	W
\$ vs. Ole Miss	3-4	L
* ALABAMA	8-1	W
* ALABAMA	5-2	W
* ALABAMA	10-3	W
at UAB	8-4	W
* OLE MISS	6-5	W
* OLE MISS	3-2	W
* OLE MISS	3-6	L
SOUTH ALABAMA	5-2	W
SOUTH ALABAMA	11-4	W
at William Carey	9-5	W
at William Carey	2-4	L
SOUTHERN MISS	10-5	W
SOUTHERN MISS	8-5	W
JACKSON STATE	19-8	W
JACKSON STATE	12-1	W
at Mississippi College	20-2	W
at Louisiana Tech	4-2	W
at Louisiana Tech	13-2	W
* at Auburn	5-2	W
* at Auburn	12-4	W
@ vs. Arkansas	9-8	W
%vs. Arkansas	9-10	L
* LSU	5-1	W
* LSU	8-6	W
* LSU	3-0	W
* at Alabama	8-2	W
* at Alabama	3-4	L
* at Alabama	3-10	L
\$ vs. New Orleans	11-7	W
# vs. Tennessee	11-13	L
# vs. Alabama	8-4	W
# vs. Tennessee	3-8	L
! SOUTH CAROLINA	1-4	L
! NEW ORLEANS	11-4	W
! EASTERN KENTUCKY	13-8	W
! SOUTH CAROLINA	18-9	W
! NEW ORLEANS	3-6	L
^ Played in Hammond, La.		
+ Played in Meridian, Miss.		
\$ Played in Jackson, Miss.		
@ Played in Greenville, Miss.		
% Played in Little Rock, Ark.		

SEC Tournament (Gainesville, Fla. - 3rd)

! NCAA South II Regional (Starkville, Miss. - 2nd)

1985 50-15 (16-8 SEC)

NCAA College World Series

NCAA South I Regional Champion

SEC Tournament Champion

SEC Champion

Head Coach: Ron Polk

Opponent	Score	W/L
MISSISSIPPI COLLEGE	9-1	W
WILLIAM CAREY	10-0	W
LIVINGSTON	26-4	W
at South Alabama	4-1	W
at South Alabama	2-1	W
SOUTHEASTERN LA.	3-2	W
SOUTHEASTERN LA.	4-2	W
UNION	19-2	W
* AUBURN	4-1	W
* AUBURN	3-2	W
* AUBURN	14-0	W
at Birmingham-Southern	10-2	W
at Birmingham-Southern	18-9	W
* at LSU	7-0	W
* at LSU	6-9	L
* at LSU	4-7	L
NEW ORLEANS	4-10	L
NEW ORLEANS	7-6	W
at Livingston	5-0	W
* ALABAMA	4-7	L
* ALABAMA	17-10	W
* ALABAMA	11-5	W
at Delta State	6-4	W
at Delta State	14-8	W
* at Ole Miss	4-0	W
* at Ole Miss	10-2	W
* at Ole Miss	7-12	L
ARKANSAS STATE	13-4	W
ARKANSAS STATE	12-5	W
at Hawaii-Hilo	7-2	W
at Hawaii-Hilo	2-0	W
at Hawaii-Hilo	7-1	W
at Hawaii	8-1	W
at Hawaii	3-4	L
* at Auburn	2-3	L
* at Auburn	1-3	L
* at Auburn	1-8	L
^ Mississippi College	5-7	L
JACKSON STATE	9-3	W
JACKSON STATE	18-7	W
* LSU	6-1	W
* LSU	6-5	W
* LSU	7-4	W
^ vs. Ole Miss	5-2	W
at Southern Miss	11-4	W
at Southern Miss	3-0	W
* at Alabama	5-6	L
* at Alabama	14-4	W
* at Alabama	6-4	W
+ vs. Arkansas	16-2	W
%vs. Arkansas	1-13	L
* OLE MISS	6-5	W
* OLE MISS	4-1	W
* OLE MISS	4-3	W
# Florida	8-3	W
# Georgia	2-0	W
# Georgia	8-3	W
! WEST VIRGINIA	10-1	W

YEAR-BY-YEAR RESULTS



! NEW ORLEANS	8-4	W
! MICHIGAN	6-14	L
! MICHIGAN	19-8	W
\$ vs. Oklahoma State	12-3	W
\$ vs. Arkansas	5-4	W
\$ vs. Texas	7-12	L
\$ vs. Miami (Fla.)	5-6	L

^ Played in Jackson, Miss.

+ Played in Greenville, Miss.

% Played in Little Rock, Ark.

SEC Tournament (Baton Rouge, La. - 1st)

! NCAA South I Regional (Starkville, Miss. - 1st)

\$ College World Series (Omaha, Neb. - T-3rd)

1986 34-21 (12-15 SEC)

Head Coach: Ron Polk

Opponent	Score	W/L
MISSISSIPPI COLLEGE	3-0	W
LIVINGSTON	13-4	W
UNION	3-7	L
SOUTH ALABAMA	8-7	W
SOUTH ALABAMA	7-6	W
* GEORGIA	2-3	L
* GEORGIA	13-2	W
* GEORGIA	7-14	L
KANSAS STATE	10-1	W
at New Orleans	2-11	L
at New Orleans	5-15	L
at Texas A&M	17-9	W
at Texas A&M	11-9	W
* at Auburn	6-7	L
* at Auburn	7-5	W
* at Auburn	1-7	L
LIVINGSTON	9-3	W
* VANDERBILT	9-2	W
* VANDERBILT	1-4	L
* VANDERBILT	4-8	L
QUINCY COLLEGE	22-0	W
QUINCY COLLEGE	16-0	W
* at Ole Miss	0-3	L
* at Ole Miss	3-12	L
* at Ole Miss	3-2	W
LOUISIANA TECH	5-3	W
LOUISIANA TECH	7-8	L
NORTH ALABAMA	7-0	W
* at Tennessee	8-5	W
* at Tennessee	4-9	L
* at Tennessee	6-1	W
DELTA STATE	6-4	W
DELTA STATE	12-1	W
* LSU	0-4	L
* LSU	0-4	L
* LSU	6-5	W
WILLIAM CAREY	6-4	W
WILLIAM CAREY	8-2	W
^ vs. Ole Miss	8-5	W
* at Florida	9-3	W
* at Florida	5-1	W
* at Florida	5-9	L
SOUTHERN MISS	5-12	L
SOUTHERN MISS	7-3	W
BIRMINGHAM-SOUTHERN	4-3	W
BIRMINGHAM-SOUTHERN	4-15	L
* KENTUCKY	3-6	L
* KENTUCKY	10-2	W
* KENTUCKY	13-6	W
at Mississippi College	12-2	W

JACKSON STATE	8-6	W
JACKSON STATE	4-1	W
* at Alabama	5-7	L
* at Alabama	2-4	L
* at Alabama	8-5	W

^ Played in Jackson, Miss.

1987 39-22 (13-13 SEC)

NCAA Mid-east Regional

SEC Tournament Champion

SEC Champion

Head Coach: Ron Polk

Opponent	Score	W/L
BIRMINGHAM-SOUTHERN	4-1	W
JACKSON STATE	9-0	W
LIVINGSTON	9-8	W
* at Georgia	6-4	W
* at Georgia	0-5	L
at South Alabama	13-7	W
at South Alabama	8-7	W
CUMBERLAND	12-1	W
MISSISSIPPI COLLEGE	22-12	W
TEXAS A&M	7-0	W
TEXAS A&M	6-0	W
ILLINOIS	2-3	L
* AUBURN	4-8	L
* AUBURN	3-9	L
* AUBURN	8-10	L
at William Carey	9-7	W
at William Carey	20-14	W
^ Jackson State	4-5	L
* at Vanderbilt	5-7	L
* at Vanderbilt	9-3	W
* at Vanderbilt	13-14	L
NEW ORLEANS	0-7	L
NEW ORLEANS	1-0	W
BIRMINGHAM-SOUTHERN	2-1	W
* OLE MISS	11-5	W
* OLE MISS	8-0	W
* OLE MISS	6-5	W
^ Mississippi College	9-3	W
NORTH ALABAMA	2-1	W
LIVINGSTON	10-1	W
* TENNESSEE	5-4	W
* TENNESSEE	4-3	W
* TENNESSEE	9-5	W
MISSISSIPPI COLLEGE	15-0	W
DELTA STATE	5-4	W
DELTA STATE	16-10	W
* at LSU	5-4	W
* at LSU	4-6	L
* at LSU	5-6	L
at Louisiana Tech	8-12	L
at Louisiana Tech	17-13	W
^ vs. Ole Miss	4-6	L
^ vs. Southern Miss	11-7	W
* FLORIDA	6-11	L
* FLORIDA	7-4	W
* FLORIDA	2-8	L
at Southern Miss	2-5	L
at Southern Miss	7-8	L
* at Kentucky	1-2	L
* at Kentucky	7-10	L
* at Kentucky	3-5	L
* ALABAMA	10-3	W
* ALABAMA	4-1	W
* ALABAMA	7-2	W
# at Georgia	6-5	W
# vs. Florida	5-4	W
# vs. Auburn	4-3	W

# vs. LSU	13-3	W
! NORTH CAROLINA STATE	10-6	W
! TEXAS A&M	4-7	L
! WESTERN CAROLINA	1-8	L

^ Played in Jackson, Miss.

SEC Tournament (Athens, Ga. - 1st)

! NCAA Mid-east Regional (Starkville, Miss. - T-3rd)

1988 44-20 (17-10 SEC)

NCAA South Regional

Head Coach: Ron Polk

Opponent	Score	W/L
MISSISSIPPI COLLEGE	21-1	W
SOUTH ALABAMA	12-3	W
SOUTH ALABAMA	0-2	L
CUMBERLAND	27-12	W
* at Ole Miss	1-2	L
* at Ole Miss	6-2	W
* at Ole Miss	6-1	W
LIVINGSTON	6-2	W
LOUISIANA TECH	17-4	W
LOUISIANA TECH	10-0	W
* GEORGIA	25-7	W
* GEORGIA	8-1	W
* GEORGIA	13-0	W
at New Orleans	2-6	L
at New Orleans	13-8	W
MEMPHIS	1-10	L
MEMPHIS	8-5	W
at Delta State	7-1	W
at Delta State	8-9	L
* at Auburn	2-3	L
* at Auburn	11-3	W
* at Auburn	5-1	W
* VANDERBILT	4-0	W
* VANDERBILT	8-7	W
* VANDERBILT	9-18	L
WILLIAM CAREY	13-5	W
WILLIAM CAREY	16-4	W
NORTH ALABAMA	19-8	W
JACKSON STATE	13-3	W
* at Tennessee	8-5	W
* at Tennessee	6-9	L
* at Tennessee	10-2	W
MISSISSIPPI COLLEGE	13-14	L
SOUTHERN MISS	14-9	W
SOUTHERN MISS	5-4	W
^ vs. Southern Miss	6-0	W
* LSU	4-3	W
* LSU	2-4	L
* LSU	1-0	W
at Mississippi College	2-3	L
UAB	5-2	W
UAB	9-4	W
* at Florida	5-6	L
* at Florida	1-5	L
* at Florida	8-13	L
BIRMINGHAM-SOUTHERN	16-1	W
LIVINGSTON	8-3	W
^ vs. Ole Miss	7-4	W
^ Jackson State	32-2	W
* KENTUCKY	4-10	L
* KENTUCKY	8-6	W
* KENTUCKY	10-7	W
* at Alabama	7-6	W
* at Alabama	3-6	L
* at Alabama	5-2	W
* AUBURN	10-7	W
# KENTUCKY	6-5	W



YEAR-BY-YEAR RESULTS

# GEORGIA	4-2	W	MISSISSIPPI COLLEGE	18-1	W	NORTH ALABAMA	3-10	L
# FLORIDA	1-3	L	* ALABAMA	8-15	L	* VANDERBILT	2-4	L
# FLORIDA	3-5	L	* ALABAMA	4-3	W	* VANDERBILT	8-6	W
! WESTERN CAROLINA	7-4	W	* ALABAMA	4-5	L	* VANDERBILT	12-4	W
! CAL STATE FULLERTON	1-5	L	# Auburn	3-5	L	at Mississippi College	8-5	W
! MIDDLE TENNESSEE ST.	12-4	W	# Alabama	11-10	W	at Southern Miss	5-8	L
! CAL STATE FULLERTON	3-5	L	# Georgia	6-15	L	MISSISSIPPI COLLEGE	24-3	W
^ Played in Jackson, Miss.			JACKSON STATE	5-3	W	MISSISSIPPI COLLEGE	12-1	W
# SEC Tournament (Starkville, Miss. - 2nd)			^ vs. Eastern Kentucky	15-4	W	* GEORGIA	0-9	L
! NCAA South Regional (Starkville, Miss. - T-2nd)			EASTERN KENTUCKY	8-4	W	* GEORGIA	1-12	L
			EASTERN KENTUCKY	6-2	W	* GEORGIA	22-6	W
			! WESTERN CAROLINA	8-0	W	LIVINGSTON	7-4	W
			! NICHOLLS STATE	11-2	W	BELHAVEN	5-0	W
			! NORTH CAROLINA	1-2	L	* at Tennessee	13-3	W
			! INDIANA STATE	11-2	W	* at Tennessee	9-0	W
			! NORTH CAROLINA	6-0	W	* at Tennessee	2-6	L
			! NORTH CAROLINA	1-7	L	* at Ole Miss	17-0	W
			^ Played in Jackson, Miss.			* at Ole Miss	9-0	W
			+ Exhibition			# vs. Auburn	16-2	W
			# SEC Tournament (Gainesville, Fla. - T-4th)			# vs. LSU	8-17	L
			! NCAA South Regional (Starkville, Miss. - T-2nd)			# vs. Florida	8-2	W
						# vs. Vanderbilt	17-9	W
						# vs. LSU	3-1	W
						! BYU	16-5	W
						! ILLINOIS	5-3	W
						! FLORIDA STATE	11-8	W
						! FLORIDA STATE	9-11	L
						! FLORIDA STATE	4-3	W
						\$ vs. Georgia	0-3	L
						\$ vs. Georgia Southern	15-1	W
						\$ vs. Stanford	1-6	L
						@ Busch Challenge IV (New Orleans, La.)		
						^ Played in Jackson, Miss.		
						# SEC Tournament (Hoover, Ala. - T-1st)		
						! NCAA South II Regional (Starkville, Miss. - 1st)		
						\$ NCAA College World Series (Omaha, Neb. - T-5th)		

YEAR-BY-YEAR RESULTS



NEW ORLEANS	8-6	W
NEW ORLEANS	10-4	W
at Mississippi College	23-0	W
SAMFORD	5-4	W
* AUBURN	2-1	W
* AUBURN	5-4	W
* AUBURN	9-7	W
BELHAVEN	13-2	W
at Delta State	6-3	W
* FLORIDA	1-5	L
* FLORIDA	1-3	L
WILLIAM CAREY	3-2	W
WILLIAM CAREY	4-6	L
MISSISSIPPI COLLEGE	20-4	W
* at Vanderbilt	8-3	W
* at Vanderbilt	8-3	W
* at Vanderbilt	7-2	W
at Jackson State	15-1	W
SOUTHERN MISS	1-7	L
NORTH ALABAMA	6-2	W
* at Georgia	4-6	L
* at Georgia	6-0	W
at Southern Miss	3-2	W
at Southern Miss	2-1	W
* TENNESSEE	4-5	L
* TENNESSEE	6-2	W
* OLE MISS	5-3	W
NORTHWESTERN STATE	8-6	W
NORTHWESTERN STATE	10-4	W
# vs. Alabama	15-10	W
# at LSU	2-8	L
# vs. Auburn	1-0	W
# at LSU	4-9	L
! vs. Towson State	10-4	W
! at Maine	6-5	W
! vs. Clemson	9-10	L
! at Maine	5-8	L
^ Played in Jackson, Miss.		
@ ABCA Hall of Fame Tournament (Baton Rouge, La.)		
# SEC Tournament (Baton Rouge, La. - 3rd)		
! NCAA Northeast Regional (Orono, Maine - 3rd)		

1992 40-22 (15-9 SEC)

NCAA Midwest Regional

Head Coach: Ron Polk

Opponent	Score	W/L
@ vs. Texas A&M	0-5	L
@ at Minnesota	8-4	W
@ vs Florida State	1-5	L
BELHAVEN	4-5	L
WILLIAM CAREY	8-1	W
WILLIAM CAREY	2-7	L
SAMFORD	18-6	W
NORTHERN ILLINOIS	4-0	W
MISSISSIPPI COLLEGE	15-0	W
at UAB	8-1	W
at UAB	5-0	W
SOUTH ALABAMA	7-3	W
SOUTH ALABAMA	2-11	L
LIVINGSTON	7-6	W
* at Tennessee	9-0	W
* at Tennessee	2-3	L
* at Tennessee	2-7	L
MISSISSIPPI COLLEGE	5-7	L
LOUISIANA TECH	1-9	L
LOUISIANA TECH	7-5	W
* GEORGIA	5-4	W

* GEORGIA	6-8	L
* GEORGIA	1-10	L
^ vs. Ole Miss	4-3	W
at Jackson State	4-8	L
BIRMINGHAM-SOUTHERN	4-1	W
* VANDERBILT	11-5	W
* VANDERBILT	10-6	W
* VANDERBILT	2-1	W
at Mississippi College	3-0	W
JACKSON STATE	8-5	W
DELTA STATE	7-4	W
DELTA STATE	8-2	W
* at Alabama	10-11	L
* at Alabama	8-6	W
* at Alabama	15-2	W
NORTH ALABAMA	2-3	L
MEMPHIS	15-5	W
MEMPHIS	7-6	W
* at Auburn	5-6	L
* at Auburn	4-1	W
* at Auburn	8-3	W
at Southern Miss	3-0	W
at New Orleans	10-6	W
* ARKANSAS	2-0	W
* ARKANSAS	3-2	W
* ARKANSAS	7-6	W
SOUTHERN MISS	4-3	W
SOUTHERN MISS	8-3	W
* OLE MISS	4-3	W
* OLE MISS	3-0	W
* OLE MISS	5-3	W
* at LSU	3-8	L
* at LSU	3-5	L
* at LSU	3-5	L
# vs. Georgia	4-6	L
# vs. Auburn	4-1	W
# vs. Georgia	3-6	L
! NICHOLLS STATE	1-0	W
! OKLAHOMA	9-6	W
! OKLAHOMA	6-10	L
! UCLA	2-3	L
^ Played in Jackson, Miss.		
@ Oscar Meyer Classic (Minneapolis, Minn.)		
# SEC Tournament (New Orleans, La. - T-5th)		
! NCAA Midwest Regional (Starkville, Miss. - 3rd)		

1993 41-21 (17-12 SEC)

NCAA East Regional

Head Coach: Ron Polk

Opponent	Score	W/L
@ vs. LSU	7-4	W
@ at Tulane	5-1	W
@ at New Orleans	9-3	W
ALCORN STATE	21-5	W
UAB	4-6	L
UAB	19-7	W
at Louisiana Tech	6-5	W
at Louisiana Tech	18-8	W
MISSISSIPPI COLLEGE	9-4	W
SAMFORD	12-0	W
at William Carey	6-4	W
DELTA STATE	5-1	W
DELTA STATE	8-3	W
BELHAVEN	14-1	W
* TENNESSEE	3-2	W
* TENNESSEE	6-2	W
* TENNESSEE	6-4	W

^ vs. Ole Miss	5-6	L
at Jackson State	8-1	W
* at Georgia	4-5	L
* at Georgia	3-4	L
* at Georgia	5-10	L
NEW ORLEANS	0-3	L
NEW ORLEANS	7-6	W
BIRMINGHAM-SOUTHERN	8-3	W
* at Vanderbilt	9-4	W
* at Vanderbilt	8-10	L
* at Vanderbilt	8-7	W
MISSISSIPPI COLLEGE	3-2	W
at Memphis	4-8	L
* ALABAMA	7-4	W
* ALABAMA	2-0	W
* ALABAMA	9-3	W
^ Mississippi College	6-0	W
SOUTHERN MISS	14-11	W
LIVINGSTON	9-5	W
* AUBURN	4-2	W
* AUBURN	1-6	L
* AUBURN	1-12	L
at Southern Miss	2-3	L
at Southern Miss	4-5	L
WILLIAM CAREY	5-3	W
* at Arkansas	5-3	W
* at Arkansas	6-4	W
* at Arkansas	3-8	L
JACKSON STATE	9-3	W
NORTH ALABAMA	1-0	W
* at Ole Miss	10-2	W
* at Ole Miss	4-5	L
* at Ole Miss	7-0	W
at South Alabama	6-7	L
at South Alabama	8-6	W
* LSU	4-3	W
* LSU	2-3	L
* LSU	7-13	L
\$ vs. Arkansas	2-5	L
\$ at LSU	5-3	W
\$ vs. Ole Miss	3-2	W
\$ vs. Auburn	13-10	W
\$ at LSU	3-7	L
! vs. Notre Dame	1-15	L
! vs. Long Beach State	1-2	L

^ Played in Jackson, Miss.

@ Winn-Dixie Showdown

(New Orleans, La.)

\$ SEC West Tournament

(Baton Rouge, La. - 2nd)

! NCAA East Regional (Tallahassee,

Fla. - T-5th)

1994 36-23 (15-12 SEC)

Head Coach: Ron Polk

Opponent	Score	W/L
BELHAVEN	13-0	W
MISSISSIPPI VALLEY STATE	14-0	W
MISSISSIPPI COLLEGE	14-9	W
MEMPHIS	4-10	L
MEMPHIS	3-5	L
SOUTH ALABAMA	3-2	W
at William Carey	9-3	W
at William Carey	19-1	W
NORTHEAST LA.	8-1	W
NORTHEAST LA.	3-2	W
at Delta State	5-12	L
at Delta State	1-2	L
LOUISVILLE	4-0	W
at Jackson State	17-9	W



1995	34-25 (11-16 SEC)			@ New Orleans	12-13 (10) L	1997	47-21 (19-11 SEC)		
Head Coach: Ron Polk				@ at Tulane	3-10 L	NCAA College World Series			
Opponent	Score	W/L		@ vs. LSU	4-8 L	NCAA Midwest Regional Champion			
MINNESOTA	19-1 W			MEMPHIS	2-3 L	Head Coach: Ron Polk			
MINNESOTA	6-2 W			MEMPHIS	6-3 W	Opponent	Score	W/L	
MISSISSIPPI VALLEY STATE	8-3 W			ALCORN STATE	15-3 W	SAMFORD	15-5 W		
BELHAVEN	10-3 W			JACKSONVILLE STATE	21-2 W	at South Alabama	4-5 L		
at South Alabama	5-4 W			JACKSONVILLE STATE	3-2 (10) W	at South Alabama	1-6 L		
at South Alabama	7-5 (12) W			JACKSON STATE	5-4 W	SOUTHEAST MISSOURI	13-3 W		
UAB	13-4 W			DUQUESNE	15-5 W	SOUTHEAST MISSOURI	10-4 W		
at Memphis	11-7 W			DUQUESNE	8-4 W	DELTA STATE	11-4 W		
at Memphis	7-5 W		*	* at Florida	0-10 L	JACKSON STATE	20-0 W		
WINTHROP	10-6 W		*	* at Florida	7-4 W	JACKSON STATE	19-1 W		
WINTHROP	0-3 L		L	* at Florida	6-10 L	ALCORN STATE	16-1 W		
NICHOLLS STATE	10-2 W			at New Orleans	12-4 W	* FLORIDA	2-4 L		
at Northeast La.	1-9 L		L	at New Orleans	3-4 L	* FLORIDA	2-14 L		
at Northeast La.	5-0 W		W	* KENTUCKY	9-5 W	* FLORIDA	10-15 L		
WILLIAM CAREY	3-8 L		L	* KENTUCKY	18-11 W	at Memphis	14-6 W		
WILLIAM CAREY	12-1 W		W	* KENTUCKY	7-5 W	at Memphis	5-4 W		
MILLSAPS	27-6 W		W	* at South Carolina	2-5 L	* at Kentucky	6-5 W		
ALCORN STATE	17-3 W		W	* at South Carolina	17-5 W	* at Kentucky	14-4 W		

YEAR-BY-YEAR RESULTS



* at Kentucky	10-14	L
NORTHEAST LA.	8-5	W
NORTHEAST LA.	7-1 (7)	W
WILLIAM CAREY	12-4	W
* SOUTH CAROLINA	6-3	W
* SOUTH CAROLINA	5-8 (10)	L
* SOUTH CAROLINA	11-8	W
^ vs. Ole Miss	7-3	W
* at Georgia	19-8	W
* at Georgia	14-9	W
* at Georgia	3-2	W
at Jackson State	4-2 (12)	W
at UAB	3-5	L
at UAB	3-15	L
* at Vanderbilt	15-5	W
* at Vanderbilt	25-13 (7)	W
* at Vanderbilt	6-7 (7)	L
NEW ORLEANS	4-2	W
NEW ORLEANS	5-2	W
* LSU	9-6	W
* LSU	12-20	L
* LSU	4-1	W
BELHAVEN	15-10	W
MISSISSIPPI VALLEY STATE	25-3	W
* ALABAMA	11-10	W
* ALABAMA	9-7	W
* ALABAMA	3-6	L
SOUTHERN MISS	16-12	W
SOUTHERN MISS	20-2	W
* at Ole Miss	21-6	W
* at Ole Miss	5-2	W
* at Ole Miss	6-4	W
at Southern Miss	4-9	L
at Southern Miss	20-2	W
* AUBURN	4-12	L
* AUBURN	4-6	L
* AUBURN	8-6	W
* at Arkansas	5-8	L
* at Arkansas	13-5	W
* at Arkansas	17-10	W
# vs. South Carolina	12-9	W
# vs. Alabama	3-16	L
# vs. Auburn	4-5	L
+ OHIO STATE	8-5	W
+ WASHINGTON	4-5	L
+ TENNESSEE TECH	25-5	W
+ GEORGIA TECH	10-2	W
+ WASHINGTON	7-5	W
+ WASHINGTON	4-3	W
\$ vs. Alabama	2-3	L
\$ vs. UCLA	7-5	W
\$ vs. Alabama	5-9	L
^ Played in Jackson, Miss.		
# SEC Tournament (Columbus, Ga. - T-5th)		
+ NCAA Mideast Regional (Starkville, Miss. - 1st)		
\$ College World Series (Omaha, Neb. - T-5th)		

1998	42-23 (14-15 SEC)
NCAA College World Series	
NCAA Central Regional Champion	
Head Coach: Pat McMahon	
Opponent	Score W/L
SOUTH ALABAMA	13-14 (12) L
SOUTH ALABAMA	11-6 W
JACKSON STATE	19-3 (7) W
LOUISIANA TECH	10-4 W
MISSISSIPPI VALLEY STATE	27-1 (7) W

ALCORN STATE	18-4 (8) W
JACKSON STATE	18-0 (8) W
@ vs. LSU	11-3 W
@ at New Orleans	8-10 L
@ at Tulane	4-1 W
MEMPHIS	8-7 (10) W
MEMPHIS	9-1 W
* TENNESSEE	15-7 W
* TENNESSEE	4-22 (7) L
* TENNESSEE	2-4 (7) L
at Northeast La.	4-3 W
at Northeast La.	4-3 (11) W
* at Florida	8-14 L
* at Florida	5-6 L
* at Florida	5-6 L
WILLIAM CAREY	4-2 W
* OLE MISS	2-1 W
* OLE MISS	5-7 L
* OLE MISS	9-3 W
SAMFORD	16-3 W
* at Alabama	10-12 (11) L
* at Alabama	2-4 L
* at Alabama	13-7 W
^ vs. Ole Miss	9-3 W
* at LSU	5-8 L
* at LSU	8-3 W
* at LSU	5-11 L
NEW ORLEANS	8-6 W
NEW ORLEANS	7-6 W
* KENTUCKY	3-2 W
* KENTUCKY	2-3 L
* KENTUCKY	9-12 L
UAB	10-1 W
UAB	9-5 W
* at Auburn	13-4 W
* at Auburn	8-0 W
at Southern Miss	1-6 L
at Southern Miss	4-3 W
* GEORGIA	5-4 W
* GEORGIA	9-5 W
* GEORGIA	7-1 W
SOUTHERN MISS	11-0 W
* at South Carolina	16-0 W
* at South Carolina	10-4 W
* at South Carolina	2-6 L
* ARKANSAS	10-14 L
* ARKANSAS	17-3 W
* ARKANSAS	3-8 L
# vs. South Carolina	9-8 W
# vs. Arkansas	3-10 L
# vs. LSU	7-5 W
# vs. Arkansas	3-7 L
+ vs. Washington	7-6 W
+ at Texas A&M	3-4 L
+ vs. Rice	15-14 W
+ at Texas A&M	10-9 W
+ at Texas A&M	11-5 W
\$ vs. Florida	14-13 W
\$ vs. LSU	8-10 L
\$ vs. Southern California	1-7 L
^ Played in Jackson, Miss.	
@ Winn-Dixie Showdown (New Orleans, La.)	
# SEC Tournament (Hoover, Ala. - T-5th)	
+ NCAA Central Regional (College Station, Tex. - 1st)	
\$ College World Series (Omaha, Neb. - T-5th)	

1999	42-21 (15-14 SEC)	
NCAA Columbus Regional		
Head Coach: Pat McMahon		
Opponent	Score	W/L
UNC CHARLOTTE	24-1	W
UNC CHARLOTTE	8-1	W
UNC CHARLOTTE	8-0	W
SOUTH FLORIDA	5-6	L
SOUTH FLORIDA	8-2	W
SOUTH FLORIDA	18-2	W
MISSISSIPPI VALLEY STATE	29-0	W
ARKANSAS-LITTLE ROCK	8-4	W
ARKANSAS-LITTLE ROCK	22-0	W
ARKANSAS-LITTLE ROCK	27-4	W
at South Alabama	10-7	W
at South Alabama	9-7	W
SIENA COLLEGE	5-1	W
SIENA COLLEGE	7-3	W
at New Orleans	11-7	W
at New Orleans	8-5	W
* at Georgia	5-1	W
* at Georgia	1-4	L
ALCORN STATE	21-1	W
* SOUTH CAROLINA	13-0	W
* SOUTH CAROLINA	3-4	L
* SOUTH CAROLINA	7-6	W
SAMFORD	11-1	W
* at Kentucky	6-12	L
* at Kentucky	10-5	W
* at Kentucky	11-6	W
^ vs. Ole Miss	6-10	L
* AUBURN	13-3	W
* AUBURN	16-2	W
* AUBURN	2-8	L
NORTHEAST LA.	13-6	W
NORTHEAST LA.	18-1	W
* ALABAMA	4-6	L
* ALABAMA	5-4	W
* ALABAMA	10-9	W
at Jackson State	11-2	W
* at Tennessee	4-6	L
* at Tennessee	9-2	W
* at Tennessee	13-10	W
at UAB	15-1	W
at UAB	6-8	L
* LSU	8-10	L
* LSU	7-1	W
* LSU	2-3	L
SOUTHERN MISS	11-3	W
SOUTHERN MISS	9-2	W
* at Arkansas	4-6	L
* at Arkansas	4-7	L
* at Arkansas	5-7	L
* FLORIDA	9-0	W
* FLORIDA	4-6	L
* FLORIDA	15-8	W
* at Ole Miss	1-2	L
* at Ole Miss	4-5	L
* at Ole Miss	9-6	W
# vs. South Carolina	7-5 (10)	W
# vs. Alabama	3-4	L
# vs. Ole Miss	2-0	W
# vs. Alabama	11-12	L
+ vs. Nebraska	18-14	W
+ at Ohio State	3-6	L
+ vs. Nebraska	13-7	W
+ at Ohio State	7-10	L
^ Played in Jackson, Miss.		
# SEC Tournament (Hoover, Ala. - T-5th)		



YEAR-BY-YEAR RESULTS

+ NCAA Columbus Regional Columbus, Ohio - 2nd)

2000 41-20 (17-10 SEC)

NCAA Clemson Super Regional
NCAA Starkville Regional Champion

Head Coach: Pat McMahon

Opponent	Score	W/L
@ vs. UAB (Mobile, Ala.)	17-1 W	
@ vs. Mercer (Mobile, Ala.)	6-4 W	
SOUTHEASTERN LA	5-2 W	
SOUTHEASTERN LA	9-2 W	
ARKANSAS-LITTLE ROCK	6-2 W	
ARKANSAS-LITTLE ROCK	9-4 W	
ARKANSAS-LITTLE ROCK	8-7 (11) W	
at Jackson State	11-0 W	
JACKSON STATE	23-0 W	
! at Cal State Fullerton	9-14 L	
! vs. Southern Cal	1-7 (5) L	
%at Memphis	14-2 W	
%at Memphis	4-1 W	
* VANDERBILT	7-5 W	
* VANDERBILT	10-7 W	
* VANDERBILT	8-0 W	
UT MARTIN	16-1 W	
UT MARTIN	14-3 W	
* at Kentucky	9-6 W	
* at Kentucky	7-6 (10) W	
ALCORN STATE	13-0 W	
* at Alabama	6-9 L	
* at Alabama	12-11 W	
* at Alabama	11-13 L	
^ vs. Ole Miss	1-4 L	
* ARKANSAS	3-2 W	
UAB	9-6 W	
SOUTH ALABAMA	7-6 W	
SOUTH ALABAMA	10-4 W	
* at South Carolina	0-1 L	
* at South Carolina	3-4 L	
* at South Carolina	6-7 L	
* OLE MISS	1-4 L	
* OLE MISS	10-4 W	
* OLE MISS	12-3 W	
NEW ORLEANS	8-9 L	
NEW ORLEANS	6-5 W	
* at LSU	15-13 W	
* at LSU	15-18 L	
* at LSU	10-13 W	
at Southern Miss	6-10 L	
at Southern Miss	8-5 W	
* TENNESSEE	7-3 W	
* TENNESSEE	4-2 W	
* TENNESSEE	4-3 (11) W	
at Samford	20-7 W	
* FLORIDA	20-7 W	
* FLORIDA	6-9 (11) L	
* FLORIDA	12-7 W	
at UAB	18-7 W	
* at Auburn	3-6 L	
* at Auburn	10-9 W	
* at Auburn	5-9 L	
* at Auburn	3-9 L	
# vs. Georgia	0-5 L	
\$ SOUTH ALABAMA	9-2 W	
\$ NOTRE DAME	8-1 W	
\$ NOTRE DAME	0-7 L	
\$ NOTRE DAME	10-9 W	
+ at Clemson	4-11 L	
+ at Clemson	4-9 L	
@ Coca-Cola Classic (Mobile, Ala. - 1st)		

! Kia Baseball Bash (Fullerton, Calif. - T-3rd)

% Played in Millington, Tenn.

^ Played in Jackson, Miss.

SEC Tournament (Hoover, Ala. - T-7th)

\$ NCAA Starkville Regional (Starkville, Miss. - 1st)

+ NCAA Super Regional (Clemson, S.C. - 2nd)

2001 39-24 (17-13 SEC)

NCAA Fullerton Super Regional
NCAA Columbus Regional Champion

SEC Tournament Champion

Head Coach: Pat McMahon

Opponent	Score	W/L
@ NOTRE DAME	5-7 L	
@ NOTRE DAME	2-4 (11) L	
JACKSON STATE	10-0 W	
at Southern Cal	3-7 L	
UT MARTIN	5-1 W	
UT MARTIN	4-0 W	
SAMFORD	3-9 L	
JACKSONVILLE STATE	4-0 W	
JACKSONVILLE STATE	7-1 (7) W	
LOUISIANA-MONROE	4-0 W	
LOUISIANA-MONROE	7-8 (10) L	
* AUBURN	2-1 W	
* AUBURN	4-0 W	
* AUBURN	8-2 W	
at New Orleans	6-5 W	
* at Vanderbilt	3-4 L	
* at Vanderbilt	7-2 W	
* at Vanderbilt	2-3 L	
TENNESSEE TECH	18-9 W	
* LSU	1-9 L	
* LSU	1-7 L	
* LSU	13-0 W	
^ vs. Ole Miss	15-6 W	
* at Arkansas	5-6 L	
* at Arkansas	9-3 W	
* at Arkansas	10-2 W	
UAB	2-4 L	
* at Tennessee	8-9 L	
* at Tennessee	13-5 W	
* at Tennessee	7-2 W	
* SOUTH ALABAMA	4-5 L	
SOUTH ALABAMA	9-2 W	
* SOUTH CAROLINA	2-6 L	
* SOUTH CAROLINA	4-3 (11) W	
* SOUTH CAROLINA	8-7 W	
MISSISSIPPI VALLEY STATE	17-7 W	
SOUTHERN MISS	2-6 L	
SOUTHERN MISS	6-4 W	
* KENTUCKY	10-4 W	
* KENTUCKY	9-4 W	
* KENTUCKY	8-7 W	
ALCORN STATE	12-4 W	
MISSISSIPPI VALLEY STATE	11-0 (7) W	
* at Florida	4-11 L	
* at Florida	2-4 (10) L	
* at Florida	5-6 (14) L	
* ALABAMA	1-8 L	
* ALABAMA	3-2 W	
* ALABAMA	1-7 L	
at UAB	6-5 W	
* at Ole Miss	6-3 W	
* at Ole Miss	7-6 W	
* at Ole Miss	3-6 L	

# vs. South Carolina	2-1 W
# vs. Georgia	8-4 W
# vs. South Carolina	6-7 L
# vs. South Carolina	1-0 W
# vs. LSU	4-1 W
\$ vs. Kent State (10)	9-8 W
\$ vs. Delaware	4-3 W
\$ vs. Kent State	14-4 W
+ at Cal State Fullerton	2-13 L
+ at Cal State Fullerton	3-9 L
@ NBC Classic (Starkville, Miss.)	

^ Played in Jackson, Miss.

SEC Tournament (Hoover, Ala. - 1st)

\$ NCAA Columbus Regional (Columbus, Ohio - 1st)

+ NCAA Super Regional (Fullerton, Calif. - 2nd)

2002 34-24-1 (14-15 SEC)

Head Coach: Ron Polk

Opponent	Score	W/L
@ UAB	4-2 W	
@ OHIO STATE	2-9 L	
@ OHIO STATE	6-6 T	
at Louisiana Tech	14-7 W	
at Louisiana-Monroe	6-5 W	
JACKSONVILLE STATE	11-6 W	
JACKSONVILLE STATE	14-2 W	
JACKSONVILLE STATE	5-1 W	
JACKSON STATE	9-0 W	
LOYOLA MARYMOUNT	7-1 W	
LOYOLA MARYMOUNT	8-5 W	
LOYOLA MARYMOUNT	2-3 L	
at South Alabama	7-8 L	
at South Alabama	4-8 L	
* SOUTH CAROLINA	12-4 W	
* SOUTH CAROLINA	3-5 L	
* SOUTH CAROLINA	6-9 L	
* at Kentucky	4-2 W	
* at Kentucky	7-8 L	
* at Kentucky	13-3 W	
NEW ORLEANS	3-7 L	
NEW ORLEANS	7-1 W	
* at LSU	15-4 W	
* at LSU	3-7 L	
UT MARTIN	6-5 W	
^ vs. Ole Miss	4-8 L	
* GEORGIA	7-5 W	
* GEORGIA	14-4 W	
* GEORGIA	2-9 L	
SAMFORD	7-2 W	
MISSISSIPPI VALLEY STATE	11-1 W	
* ARKANSAS	17-4 W	
* ARKANSAS	3-7 L	
* ARKANSAS	6-4 W	
at Southern Miss	19-2 W	
at Southern Miss	3-6 L	
* at Auburn	5-7 L	
* at Auburn	12-1 W	
* at Auburn	7-19 L	
UAB	8-3 W	
West Alabama	17-5 W	
* at Vanderbilt	6-4 W	
* at Vanderbilt	12-4 W	
* at Vanderbilt	0-4 L	
* FLORIDA	4-5 L	
* FLORIDA	3-5 L	
* FLORIDA	0-4 L	
MISSISSIPPI VALLEY STATE	18-5 W	
* at Alabama	5-9 L	

YEAR-BY-YEAR RESULTS



* at Alabama	7-9	L
* at Alabama	4-11	L
at UAB	6-1	W
at Samford	13-7	W
* OLE MISS	12-2	W
* OLE MISS	14-5	W
* OLE MISS	10-5	W
# vs. Alabama	2-12 (8)	L
# vs. Georgia	10-3	W
# vs. Florida	0-5	L
^ Played in Jackson, Miss.		
@ NBC Classic (Starkville, Miss.)		
# SEC Tournament (Hoover, Ala. - 5th)		

2003 42-20-1 (17-12 SEC)

NCAA Starkville Regional

Head Coach: Ron Polk

Opponent	Score	W/L
@ BIRMINGHAM-SOUTHERN	1-4	L
@ CONNECTICUT	4-3	W
@ CONNECTICUT	11-2	W
EAST TENNESSEE STATE	7-0	W
EAST TENNESSEE STATE	10-1	W
EAST TENNESSEE STATE	11-4	W
at UAB	14-5	W
LOUISIANA TECH	5-5 (6)	T
LIPSCOMB	8-1	W
LIPSCOMB	3-1	W
LIPSCOMB	12-1	W
at New Orleans	7-2	W
at New Orleans	9-4	W
* VANDERBILT	5-4 (13)	W
* VANDERBILT	3-4	L
* VANDERBILT	9-1	W
%at Memphis	12-3	W
%at Memphis	7-8 (10)	L
* at Arkansas	4-3 (10)	W
* at Arkansas	8-3	W
* at Arkansas	5-1	W
MOREHEAD STATE	10-4	W
MOREHEAD STATE	10-3	W
* at Ole Miss	2-0	W
* at Ole Miss	7-0	W
* at Ole Miss	8-4	W
UAB	13-4	W
^ vs. Ole Miss	1-5	L
* KENTUCKY	8-1	W
* KENTUCKY	2-8	L
* AUBURN	4-2	W
* AUBURN	5-8	L
* AUBURN	3-7	L
MISSISSIPPI VALLEY STATE	21-6	W
Samford	5-4 (12)	W
* at South Carolina	3-4	L
* at South Carolina	1-2	L
* at South Carolina	2-1	W
SOUTHERN MISS	6-4	W
SOUTHERN MISS	2-5	L
* at Florida	5-13	L
* at Florida	6-5	W
* at Florida	6-14	L
LOUISIANA-MONROE	5-4	W
* LSU	4-2	W
* LSU	5-0	W
* LSU	1-5	L
* at Georgia	5-6	L
* at Georgia	7-5	W
* at Georgia	8-9 (15)	L
SOUTHEASTERN LA.	13-2	W
WINTHROP	9-3	W

* ALABAMA	11-8	W
* ALABAMA	7-15	L
* ALABAMA	9-1	W
# vs. Ole Miss	5-4 (12)	W
# vs. LSU	2-7	L
# vs. Ole Miss	4-1	W
# vs. LSU	5-17	L
\$ MIDDLE TENNESSEE	10-4	W
\$ NORTH CAROLINA	5-10	L
\$ MISSOURI	10-5	W
\$ NORTH CAROLINA	6-8 (11)	L
@ NBC Classic (Starkville, Miss.)		
% Played at Autozone Park		
^ Played in Jackson, Miss.		

SEC Tournament (Hoover, Ala. - 5th), \$ NCAA Starkville Regional (Starkville, Miss. - 2nd)

2004 35-24 (13-17 SEC)

NCAA Atlanta Regional

Head Coach: Ron Polk

Opponent	Score	W/L
@ WESTERN KENTUCKY	12-0	W
@ ILLINOIS	9-6	W
@ ILLINOIS	9-3	W
JACKSON STATE	18-4	W
MISSISSIPPI VALLEY STATE	9-1	W
TENNESSEE TECH	12-1	W
TENNESSEE TECH	8-0	W
SOUTH ALABAMA	4-2	W
SOUTH ALABAMA	3-2	W
! SOUTHERN CAL	4-5	L
! SOUTHERN CAL	0-3	L
! SOUTHERN CAL	4-1	W
^ vs. Louisiana Tech	7-0	W
^ vs. Louisiana-Monroe	7-3 (12)	W
* TENNESSEE	4-9	L
* TENNESSEE	3-8	L
* TENNESSEE	2-1 (10)	W
BIRMINGHAM-SOUTHERN	1-10	L
SAMFORD	0-6	L
* at LSU	7-3	W
* at LSU	6-11	L
* at LSU	3-14	L
UAB	6-5	W
LOUISIANA-MONROE	8-4	W
* OLE MISS	1-7	L
* OLE MISS	7-5	W
* OLE MISS	2-4	L
at Southern Miss	18-9	W
at Southern Miss	9-7	W
* at Kentucky	9-10	L
* at Kentucky	10-8	W
* at Kentucky	12-3	W
%vs. Ole Miss	4-10	L
* FLORIDA	11-2	W
* FLORIDA	9-16	L
* FLORIDA	3-8	L
MEMPHIS	10-2	W
MEMPHIS	7-2 (6)	W
* at Auburn	6-4	W
* at Auburn	9-8 (13)	W
* at Auburn	5-6	L
at UAB	12-2	W
at Birmingham-Southern	7-1	W
* at Vanderbilt	2-7	L
* at Vanderbilt	1-5	L
* at Vanderbilt	4-5 (10)	L
* GEORGIA	6-7	L
* GEORGIA	4-8	L

* GEORGIA	6-8	L
LOUISIANA TECH	10-7	W
* ARKANSAS	3-2 (10)	W
* ARKANSAS	5-4 (7)	W
* ARKANSAS	2-4 (8)	L
* at Alabama	11-9	W
* at Alabama	7-1	W
* at Alabama	4-1	W
\$ vs. Texas Tech	6-10	L
\$ vs. Jacksonville State	7-6	W
\$ vs. Texas Tech	7-14	L
@ MSU Challenge (Starkville, Miss.)		
! NBC Classic (Starkville, Miss.)		
^ Entergy Louisiana Challenge (Jackson, Miss.)		

% Played in Jackson, Miss. \$ — NCAA Atlanta Regional (Atlanta, Ga.)

2005 42-22 (13-16 SEC)

NCAA Coral Gables Regional

SEC Tournament Champion

Head Coach: Ron Polk

Opponent	Score	W/L
EASTERN ILLINOIS	3-1	W
EASTERN ILLINOIS	16-6	W
MISSISSIPPI VALLEY STATE	14-7	W
@ AUSTIN PEAY	4-3	W
@ KANSAS	5-0	W
@ KANSAS	9-2	W
LA. TECH	5-3	W
JACKSON STATE	14-2	W
at Arizona	3-9	L
at Arizona	3-7	L
at Arizona	13-12	W
MEMPHIS	11-8	W
MEMPHIS	4-2	W
* VANDERBILT	3-10	L
* VANDERBILT	5-3	W
* VANDERBILT	5-1	W
NEW ORLEANS	5-1	W
NEW ORLEANS	8-4	W
* at Arkansas	5-3	W
* at Arkansas	13-4	W
* at Arkansas	5-10	L
vs. Ole Miss (Jackson)	1-5	L
* at Tennessee	1-2 (7)	L
* at Tennessee	1-2 (7)	L
^ vs. Samford	14-5	W
* AUBURN	4-1	W
* AUBURN	7-8	L
* AUBURN	4-0	W
UL-MONROE	9-3	W
SAMFORD	13-1	W
* at Georgia	1-5	L
* at Georgia	6-0	W
* at Georgia	3-6	L
at South Alabama	10-6	W
! vs. South Alabama	2-1	W
* KENTUCKY	12-4	W
* KENTUCKY	5-12	L
* KENTUCKY	3-2	W
SOUTHERN MISS	5-4	W
SOUTHERN MISS	1-6	L
* at Ole Miss	4-11	L
* at Ole Miss	0-5	L
* at Ole Miss	1-9	L
* ALABAMA	7-3	W
* ALABAMA	3-5	L
* ALABAMA	5-3	W



YEAR-BY-YEAR RESULTS

! vs. Birmingham-Southern	10-4	W
MISSISSIPPI VALLEY STATE	2-2	W
* at Florida	2-8	L
* at Florida	1-2	L
* at Florida	6-5	W
UT MARTIN	17-3	W
UT MARTIN	8-3	W
* LSU	5-7	L
* LSU	5-3	W
* LSU	2-3	L
# vs. LSU	9-2	W
# vs. South Carolina	6-2	W
# vs. Tennessee	3-2	W
# vs. Ole Miss	4-1	W
\$ vs. Florida Atlantic	13-2	W
\$ at Miami	1-4	L
\$ vs. Florida Atlantic	8-4	W
\$ at Miami	4-10	L
@ NBC Classic (Starkville, Miss.)		
^ Played in Jackson, Miss.		
! Energy Alabama Challenge (Jackson, Miss.)		
# SEC Tournament (Hoover, Ala. - 1st)		
\$ NCAA Coral Gables Regional (Miami, Fla. - 2nd)		

2006 37-23 (12-17 SEC)

NCAA Clemson Regional

Head Coach: Ron Polk

Opponent	Score	W/L
MARIST COLLEGE	9-3	W
MARIST COLLEGE	3-1	W
MARIST COLLEGE	4-2	W
ARKANSAS STATE	9-5	W
ARKANSAS STATE	10-4	W
ARKANSAS STATE	5-4	W
LOUISIANA TECH	11-1	W
LOUISIANA-MONROE	7-2	W
@ ARIZONA	3-2	W
@ ARIZONA	9-2	W
@ ARIZONA	5-4	W
at UAB	20-4	W
at Jacksonville State	7-4	W
* TENNESSEE	8-2	W
* TENNESSEE	4-3	W
UAB	10-3	W
JACKSONVILLE STATE	6-1	W
* at LSU	11-1	W
* at LSU	6-8	L
* at LSU	7-6 (10)	W
BIRMINGHAM-SOUTHERN	5-4	W
BIRMINGHAM-SOUTHERN	9-2	W
* at Alabama	3-5	L
* at Alabama	4-5	L
* at Alabama	4-2 (11)	W
at Louisiana Tech	12-13	L
! vs. Louisiana-Monroe	15-4	W
! vs. Louisiana-Monroe	11-0	W
* GEORGIA	15-5	W
* GEORGIA	1-6	L
* GEORGIA	2-4	L
^ vs. Ole Miss	0-1	L
* at Auburn	4-9	L
* at Auburn	17-10	W
* at Auburn	3-7	L
at Memphis	12-8	W
+ at Memphis	5-3	W
* ARKANSAS	2-6	L
* ARKANSAS	9-8	W
* ARKANSAS	4-6	L

at Southern Miss	6-13	L
at Southern Miss	3-6	L
* at South Carolina	5-11	L
* at South Carolina	7-2	W
* at South Carolina	7-9 (11)	L
MISSISSIPPI VALLEY STATE	21-2	W
* FLORIDA	6-2	W
* FLORIDA	8-1	W
* FLORIDA	6-9	L
* at Kentucky	5-18	L
* at Kentucky	2-3	L
* at Kentucky	9-10	L
UT MARTIN	8-6	W
* OLE MISS	5-6 (10)	L
* OLE MISS	11-1	W
* OLE MISS	11-13	L
\$ vs. Elon	4-5	L
\$ vs. UNC Asheville	5-4	W
\$ vs. Elon	12-3	W
\$ at Clemson	6-8	L
@ Cadence Bank Classic (Starkville, Miss.)		
! Played in Pearl, Miss.		
^ Played in Jackson, Miss.		
+ Played at AutoZone Park		
\$ NCAA Clemson Regional (Clemson, S.C. - 2nd)		

2007 38-22 (15-13 SEC)

NCAA College World Series

NCAA Starkville Super Regional Champion

NCAA Tallahassee Regional Champion

Head Coach: Ron Polk

Opponent	Score	W/L
MURRAY STATE	10-5	W
MURRAY STATE	13-1	W
MURRAY STATE	17-9	W
MISSISSIPPI VALLEY STATE	13-2	W
@ TROY	2-1	W
@ MICHIGAN	3-4	L
@ TROY	12-4	W
UAB	12-10	W
JACKSONVILLE STATE	11-9	W
X vs. Winthrop	6-7 (10)	L
X at Baylor	8-6	W
X vs. San Francisco	2-1	W
* at Dallas Baptist	8-11	L
* at Florida	12-9	W
* at Florida	8-10	L
* at Florida	14-13	W
SAMFORD	7-6	W
* SOUTH CAROLINA	3-20	L
* SOUTH CAROLINA	6-5 (12)	W
* SOUTH CAROLINA	3-8	L
MEMPHIS	9-8	W
MEMPHIS	11-9	W
* KENTUCKY	10-7	W
* KENTUCKY	6-10	L
* KENTUCKY	5-4	W
LOUISIANA-MONROE	17-7	W
* at Arkansas	11-9	W
* at Arkansas	2-1	W
* at Arkansas	3-9	L
%vs. South Alabama	5-1	W
* at Tennessee	4-3	W
%vs. Ole Miss	14-9	W
* LSU	12-3	W
* LSU	5-6	L
* LSU	1-3	L
SOUTHERN MISS	11-2	W

SOUTHERN MISS	7-4	W
* at Ole Miss	7-17	L
* at Ole Miss	1-5	L
* at Ole Miss	4-1 (17)	W
* AUBURN	4-1	W
* AUBURN	11-6	W
* AUBURN	9-5	W
at Austin Peay	2-3 (11)	L
at Austin Peay	5-7	L
* at Georgia	4-2	W
* at Georgia	1-2 (7)	L
* at Georgia	3-5 (7)	L
* ALABAMA	3-4	L
* ALABAMA	9-3	W
* ALABAMA	7-9	L
\$ vs. Ole Miss	1-3	L
\$ vs. Vanderbilt	2-3	L
! vs. Stetson	6-3	W
! at Florida State	3-0	W
! at Florida State	9-4	W
+ CLEMSON	8-6	W
+ CLEMSON	8-5	W
# vs. North Carolina	5-8	L
# vs. Louisville	4-12	L

@ Cadence Bank Classic (Starkville, Miss.)

X Quala-T Imprints Baylor Classic (Waco, Texas)

% Played in Pearl, Miss.

\$ SEC Tournament (Hoover, Ala. - T-7th)

! NCAA Tallahassee Regional (Tallahassee, Fla., - 1st)

+ NCAA Starkville Super Regional (Starkville, Miss. - 1st)

NCAA College World Series (Omaha, Neb., - T-7th)

2008 23-33 (9-21 SEC)

Head Coach: Ron Polk

Opponent	Score	W/L
at North Florida	8-2	W
at North Florida	9-17	L
at North Florida	6-11	L
UAB	9-2	W
AIR FORCE	3-1	W
AIR FORCE	4-6	L
AIR FORCE	16-8	W
ARKANSAS-LITTLE ROCK	5-9	L
ARKANSAS-LITTLE ROCK	6-3	W
@ BAYLOR	4-5	L
@ BAYLOR	11-16	L
@ BAYLOR	3-6	L
MISSISSIPPI VALLEY STATE	15-0	W
MISSISSIPPI VALLEY STATE	11-5	W
* OLE MISS	6-15	L
* OLE MISS	6-11	L
* OLE MISS	4-0	W
at UAB	24-10	W
* at South Carolina	1-9	L
* at South Carolina	1-4	L
* at South Carolina	3-10	L
SOUTH ALABAMA	5-6	L
SOUTH ALABAMA	7-6 (11)	W
* GEORGIA	3-2 (10)	W
* GEORGIA	1-5	L
* GEORGIA	3-5 (10)	L
AUSTIN PEAY	13-4	W
AUSTIN PEAY	10-2	W
* at Kentucky	6-5	W

YEAR-BY-YEAR RESULTS



* at Kentucky	4-13	L
* at Kentucky	8-9	L
^ at Memphis	8-9 (10)	L
* VANDERBILT	8-15	L
* VANDERBILT	0-16	L
* VANDERBILT	3-4	L
! vs. Ole Miss	6-5	W
* at Alabama	7-21	L
* at Alabama	6-4	W
* at Alabama	3-4	L
at Southern Miss	7-11	L
at Southern Miss	7-12	L
* TENNESSEE	4-3	W
* TENNESSEE	9-12	L
* TENNESSEE	7-3	W
* at Auburn	4-11	L
* at Auburn	4-3	W
* at Auburn	2-12	L
# vs. Middle Tennessee State	5-20	L
# vs. Middle Tennessee State	4-3	W
* at LSU	6-15	L
* at LSU	4-16	L
* at LSU	6-9	L
MEMPHIS	4-1	W
* ARKANSAS	6-5	W
* ARKANSAS	6-5	W
* ARKANSAS	10-15	L

@ Cadence Bank Classic (Starkville, Miss.)

^ Played at AutoZone Park

! Played in Pearl, Miss.

Played in Winchester, Tenn.

2009 25-29 (9-20 SEC)

Head Coach: John Cohen

Opponent	Score	W/L
@ NORTHERN ILLINOIS	8-1	W
@ NORTH FLORIDA	7-1	W
@ NORTHERN ILLINOIS	10-11	L
@ NORTH FLORIDA	9-7	W
SOUTH ALABAMA	5-1	W
MISSISSIPPI VALLEY STATE	4-3	W
NICHOLLS STATE	10-8	W
NICHOLLS STATE	6-3	W
at Hawaii	3-1	W
at Hawaii	4-7	L
at Hawaii	5-10	L
at Hawaii	5-11	L
VALPARAISO	9-2	W
VALPARAISO	5-4	W
* SOUTH CAROLINA	13-6	W
* SOUTH CAROLINA	10-3	W
* SOUTH CAROLINA	4-5 (7)	L
^ vs. Southern Miss	7-10	L
UAB	8-4	W
at Georgia	3-5	L
at Georgia	0-4	L
at Georgia	6-10	L
at South Alabama	12-17	L
MEMPHIS	6-3	W
at Arkansas	9-20	L
at Arkansas	1-5 (7)	L
at Arkansas	12-4 (7)	W
at Louisiana-Monroe	1-7	L
* AUBURN	8-9	L
* AUBURN	8-3	W
* AUBURN	10-12	L
at UAB	10-0	W
SOUTHERN MISS	7-6	W
* at Tennessee	1-6	L

* at Tennessee	2-4	L
* at Tennessee	10-9	W
^ vs. Ole Miss	1-8	L
* KENTUCKY	4-5 (11)	L
* KENTUCKY	4-3 (10)	W
* KENTUCKY	17-22	L
MIDDLE TENNESSEE	6-10	L
MIDDLE TENNESSEE	9-8	W
* at Vanderbilt	6-8	L
* at Vanderbilt	4-10	L
* at Vanderbilt	3-11	L
* ALABAMA	8-10	L
* ALABAMA	16-17	L
* at Ole Miss	6-5	W
* at Ole Miss	11-8	W
* at Ole Miss	1-8	L
# at Memphis	6-5	W
* LSU	4-5	L
* LSU	8-7	W
* LSU	4-15	L

@ BankFirst Baseball Challenge (Starkville, Miss.)

^ Played in Pearl, Miss.

Played at AutoZone Park

2010 23-33 (6-24 SEC)

Head Coach: John Cohen

Opponent	Score	W/L
RHODE ISLAND	9-8	W
RHODE ISLAND	9-0	W
RHODE ISLAND	12-6	W
UAB	6-5	W
SOUTHEASTERN LA.	1-4	L
SOUTHEASTERN LA.	5-8	L
SOUTHEASTERN LA.	5-6	L
! SOUTHEAST MISSOURI	10-7 (10)	W
! MICHIGAN STATE	7-4	W
! SOUTHEAST MISSOURI	3-2	W
! MICHIGAN STATE	14-6	W
WESTERN KENTUCKY	9-3	W
# vs. Oklahoma	5-16	L
# vs. UCLA	2-5	L
# at TAMU-Corpus Christi	6-8	L
# at TAMU-Corpus Christi	4-2 (10)	W
MISSISSIPPI VALLEY STATE	16-2	W
* at Florida	2-7	L
* at Florida	4-5	L
* at Florida	1-4	L
* MEMPHIS	7-6	W
* GEORGIA	9-8	W
* GEORGIA	4-7	L
* GEORGIA	11-10	W
^ vs. Ole Miss	3-5	L
* at South Carolina	2-10	L
* at South Carolina	8-7	W
* at South Carolina	2-14	L
JACKSON STATE	18-2	W
* ARKANSAS	3-8	L
* ARKANSAS	5-8	L
* ARKANSAS	3-13	L
SOUTH ALABAMA	9-5	W
* TENNESSEE	13-15	L
* TENNESSEE	11-7	W
* TENNESSEE	14-6	W
ALCORN STATE	27-4	W
* at Alabama	5-8	L
* at Alabama	8-9 (8)	L
* at Alabama	4-6 (7)	L
* OLE MISS	2-4	L
* OLE MISS	10-12	L

* OLE MISS	11-19 (7)	L
^ at Jackson State	1-3	L
^ vs. Southern Miss	3-14	L
* at Auburn	6-9	L
* at Auburn	14-16	L
* at Auburn	8-11	L
NORTHWESTERN STATE	8-5	W
* VANDERBILT	8-13	L
* VANDERBILT	7-13 (10)	L
* VANDERBILT	4-14	L
at Southern Miss	16-9	W
* at LSU	13-14	L
* at LSU	3-17	L
* at LSU	2-1	W

! BankFirst Baseball Challenge

(Starkville, Miss.)

Whataburger Classic (Corpus Christi, Texas)

^ Played in Pearl, Miss.

2011 38-25 (14-16 SEC)

NCAA Gainesville Super Regional

NCAA Atlanta Regional Champion

Head Coach: John Cohen

Opponent	Score	W/L
AKRON	11-0	W
LAMAR	2-0	W
AKRON	10-1	W
LAMAR	17-2	W
NORTHWESTERN STATE	6-4	W
BELMONT	1-2	L
BELMONT	5-3	W
BELMONT	14-5	W
ALCORN STATE	8-1	W
IOWA	3-5	L
GEORGIA STATE	8-1	W
IOWA	6-7	L
GEORGIA STATE	7-3	W
at UAB	4-6	L
SACRED HEART	5-0	W
SACRED HEART	6-5	W
SACRED HEART	3-8	L
EASTERN ILLINOIS	9-4	W
at Lipscomb	14-4	W
* at Vanderbilt	0-10	L
* at Vanderbilt	0-4	L
* at Vanderbilt	9-8	W
* AUBURN	7-6	W
* AUBURN	15-8	W
* AUBURN	5-0	W
ALABAMA A&M	18-0 (7)	W
* at Georgia	1-4	L
* at Georgia	3-4	L
* at Georgia	1-4	L
^ vs. Southern Miss	5-4	W
* FLORIDA	7-5	W
* FLORIDA	0-18	L
* FLORIDA	1-3	L
* at Arkansas	5-6	L
* at Arkansas	1-6	L
* at Arkansas	5-3	W
^ vs. Ole Miss	6-1	W
* SOUTH CAROLINA	2-8	L
* SOUTH CAROLINA	5-3	W
* SOUTH CAROLINA	4-13	L
* ALABAMA	4-5 (10)	L
* ALABAMA	4-5	L
* ALABAMA	8-5	W
* at South Alabama	15-9	W
* at Tennessee	16-5	W



YEAR-BY-YEAR RESULTS

* at Tennessee	5-3	W
* at Tennessee	5-2	W
MISSISSIPPI VALLEY STATE	13-3	W
* at Ole Miss	7-6	W
* at Ole Miss	7-4	W
* at Ole Miss	3-12	L
! at Memphis	8-3	W
* LSU	1-17	L
* LSU	6-5	W
* LSU	3-6	L
\$ vs. Florida	5-7	L
\$ vs. Arkansas	2-7	L
# vs. Southern Miss	3-0	W
# vs. Austin Peay	8-3	W
# at Georgia Tech	7-3	W
+ at Florida	1-11	L
+ at Florida	4-3	W
+ at Florida	6-8	L
^ Played in Pearl, Miss.		
! Played at AutoZone Park		
\$ SEC Tournament (Hoover, Ala. - T-7th)		
# NCAA Atlanta Regional (Atlanta, Ga., - 1st)		
+ NCAA Gainesville Super Regional (Gainesville, Fla.)		

2012 40-24 (16-14 SEC) NCAA Tallahassee Regional SEC Tournament Champion Head Coach: John Cohen

Opponent	Score	W/L
WASHINGTON STATE	6-2	W
WASHINGTON STATE	5-6 (13)	L
WASHINGTON STATE	5-4	W
KANSAS	1-0	W
MISSISSIPPI VALLEY STATE	13-5	W
KANSAS	3-1	W
MISSISSIPPI VALLEY STATE	5-1	W
MEMPHIS	6-7	L
CONNECTICUT	5-4	W
LIPSCOMB	6-4	W
CONNECTICUT	3-1	W
LIPSCOMB	16-6	W
PENN STATE	7-3	W
PENN STATE	10-6	W
MERCER	5-3	W
MERCER	1-6	L
MERCER	3-1	W
at Southeastern La.	3-4	L
at Southeastern La.	1-5	L
* at LSU	2-3 (10)	L
* at LSU	3-4	L
* at LSU	7-1	W
* ARKANSAS	11-2	W
* ARKANSAS	0-8	L
* ARKANSAS	5-8 (11)	L
ALCORN STATE	6-2	W
* at Auburn	5-3	W
* at Auburn	6-10	L
* at Auburn	2-8	L
* VANDERBILT	7-4	W
* VANDERBILT	3-4 (12)	L
* VANDERBILT	8-7	W
SOUTH ALABAMA	2-0 (12) W	
* at South Carolina	6-7	L
* at South Carolina	3-5	L
* at South Carolina	4-6	L
^ vs. Ole Miss	3-6	L
* TENNESSEE	2-1 (11) W	

* TENNESSEE	7-1	W
* TENNESSEE	3-2 (14) W	
^ vs. Southern Miss	5-0	W
* OLE MISS	4-0	W
* OLE MISS	2-6	L
* OLE MISS	4-2	W
* at Alabama	3-1	W
* at Alabama	3-2	W
* at Alabama	7-8	L
MISSISSIPPI VALLEY STATE	6-3	W
* at Florida	1-4	L
* at Florida	2-0	W
* at Florida	1-2	L
CENTRAL ARKANSAS	0-2	L
* KENTUCKY	3-1	W
* KENTUCKY	4-3	W
* KENTUCKY	11-3	W
\$ vs. Arkansas	9-1	W
\$ vs. LSU	3-2	W
\$ vs. Kentucky	1-5	L
\$ vs. LSU	4-3 (10) W	
\$ vs. Kentucky	2-1	W
\$ vs. Vanderbilt	3-0	W
# vs. Samford	0-5	L
# vs. UAB	8-1	W
# vs. Samford	2-3	L
^ Played in Pearl, Miss.		
\$ SEC Tournament (Hoover, Ala. - 1st)		
# NCAA Tallahassee Regional (Tallahassee, Fla. - 3rd)		

2013 51-20 (16-14 SEC) NCAA College World Series Finalist NCAA Charlottesville Super Regional Champion NCAA Starkville Regional Champion Head Coach: John Cohen

Opponent	Score	W/L
PORTLAND	16-1	W
PORTLAND	2-1	W
PORTLAND	7-1	W
PORTLAND	6-0	W
GRAMBLING STATE	2-0	W
@ PURDUE	3-2	W
@ SAMFORD	8-2	W
@ PURDUE	7-6	W
@ SAMFORD	8-1	W
RHODE ISLAND	13-2	W
RHODE ISLAND	17-5	W
SAINT JOSEPH'S	10-0	W
SAINT JOSEPH'S	4-1	W
SAINT JOSEPH'S	3-2	W
SAINT JOSEPH'S	2-0	W
MISSISSIPPI VALLEY STATE	14-2	W
CENTRAL ARKANSAS	4-2	W
CENTRAL ARKANSAS	5-7 (10)	L
CENTRAL ARKANSAS	3-7	L
^ vs Southern Miss	13-5	W
* LSU	4-6 (10)	L
* LSU	3-7	L
* LSU	10-2	W
ALCORN STATE	7-6	W
* at Kentucky	8-4	W
* at Kentucky	2-3	L
* at Kentucky	3-4	L
AUSTIN PEAY	13-5	W
* at Arkansas	4-5	L
* at Arkansas	4-1	W
* at Arkansas	1-3	L
at South Alabama	6-4	W
* FLORIDA	7-3	W

* FLORIDA	2-0	W
* FLORIDA	3-8	L
^ vs Ole Miss	5-1	W
* at Texas A&M	3-2	W
* at Texas A&M	9-3	W
* at Texas A&M	15-4	W
* AUBURN	6-3	W
* AUBURN	1-3	L
* AUBURN	6-0	W
at Memphis	12-1	W
* at Vanderbilt	1-3	L
* at Vanderbilt	2-5	L
* at Vanderbilt	3-8	L
* ALABAMA	10-6	W
* ALABAMA	5-4 (10) W	
* ALABAMA	7-6 (11) W	
* at Ole Miss	0-3	L
* at Ole Miss	8-10	L
* at Ole Miss	7-6	W
ORAL ROBERTS	3-2	W
* SOUTH CAROLINA	5-4	W
* SOUTH CAROLINA	3-5 (10) L	
* SOUTH CAROLINA	7-2	W
\$ vs Missouri	2-1 (17) W	
\$ vs #South Carolina	5-3	W
\$ vs Texas A&M	6-4	W
\$ vs Vanderbilt	8-16	L
# CENTRAL ARKANSAS	5-3	W
# SOUTH ALABAMA	6-2	W
# CENTRAL ARKANSAS	2-5	L
# CENTRAL ARKANSAS	6-1	W
% at Virginia	11-6	W
% at Virginia	6-5	W
+ vs Oregon State	5-4	W
+ vs Indiana	5-4	W
+ vs Oregon State	4-1	W
+ vs UCLA	1-3	L
+ vs UCLA	0-8	L
@ Diamond Classic (Starkville, Miss.)		
^ Played in Pearl, Miss.		
\$ SEC Tournament (Hoover, Ala. - 4th)		
# NCAA Starkville Regional (Starkville, Miss. - 1st)		
% NCAA Charlottesville Super Regional (Charlottesville, Va. - 1st)		
+ NCAA College World Series (Omaha, Neb. - 2nd)		

YEAR-BY-YEAR RESULTS



2014 39-24 (18-12 SEC)

NCAA Lafayette Regional

Head Coach: John Cohen

Opponent	Score	W/L
WESTERN CAROLINA	2-3	
WESTERN CAROLINA	6-1	W
WESTERN CAROLINA	7-2	W
MEMPHIS	4-6	
HOLY CROSS	6-2	W
HOLY CROSS	8-4	W
HOLY CROSS	6-7	L
HOLY CROSS	1-6	L
MOUNT ST. MARY'S	13-1	W
MOUNT ST. MARY'S	10-1	W
@ MICHIGAN STATE	4-2	W
@ EASTERN ILLINOIS	4-3	W
@ MICHIGAN STATE	4-2	W
@ EASTERN ILLINOIS	9-0	W
SOUTH ALABAMA	3-0	W
\$ vs. UC Santa Barbara	3-8	L
\$ at Arizona	3-12	L
\$ vs. UC Santa Barbara	6-7	L
\$ at Arizona	6-4	W
SOUTHERN ILLINOIS	3-0	W
* at Georgia	1-7	L
* at Georgia	6-1	W
* at Georgia	4-1	W
* #3 VANDERBILT	17-2	W
* #3 VANDERBILT	6-3	W
* #3 VANDERBILT	1-5	L
SOUTHEAST MISSOURI	3-2	W
* ARKANSAS	0-4	L
* ARKANSAS	5-1	W
* ARKANSAS	5-1	W
* at #9 LSU	0-3	L
* at #9 LSU	1-2	L
* at #9 LSU	4-17	L
^ vs. Southern Miss	4-3 (11)	W
* #13 OLE MISS	1-6	L
* #13 OLE MISS	6-5 (10)	W
* #13 OLE MISS	2-12	L
ALCORN STATE	16-2	W
* at Missouri	3-2 (11)	W
* at Missouri	6-2	W
* at Missouri	9-7 (11)	W
^ vs. #12 Ole Miss	8-3	W
* TEXAS A&M	5-1	W
* TEXAS A&M	3-6	L
* TEXAS A&M	4-6	L
JACKSONVILLE STATE	1-2	L
* at Auburn	3-0	W
* at Auburn	3-0	W
* at Auburn	12-1	W
* TENNESSEE	2-4	L
* TENNESSEE	1-0 (10)	W
* TENNESSEE	4-3 (12)	W
* at #19 Alabama	9-4	W
* at #19 Alabama	1-0	W
* at #19 Alabama	1-2	L
%vs. Georgia	5-4 (10)	W
%vs. #6 South Carolina	12-0 (7)	W
%vs. Kentucky	6-7 (12)	L
%vs. #7 Florida	1-5	L
# vs. San Diego State	5-2	W
# vs. Jackson State	3-1	W
# at #1 La.-Lafayette	8-14	L
# at #1 La.-Lafayette	3-5	L

@ Diamond Classic (Starkville, Miss.)

*** Hi Corbett Classic (Tucson, Ariz.)**

*** SEC Series**

^ Played in Pearl, Miss.

% SEC Tournament (Hoover, Ala. -

T-5th)

NCAA Lafayette Regional (Lafayette, La. - 2nd)

2015 24-30 (8-22 SEC)

Head Coach: John Cohen

Opponent	Score	W/L
CINCINNATI	6-2	W
MIAMI (OHIO)	7-1	W
CINCINNATI	19-5	W
CINCINNATI	16-7	W
MARSHALL	6-2	W
ALABAMA A&M	18-2	W
MARSHALL	7-4	W
ALABAMA A&M	2-1	W
ALCORN STATE	10-2	W
ARIZONA	4-2	W
ARIZONA	6-2	W
SAMFORD	8-2	W
SAMFORD	6-2	W
ARKANSAS-PINE BLUFF	2-3	L
SAN DIEGO	1-2	L
SAN DIEGO	4-2	W
SAN DIEGO	6-9	L
WESTERN KENTUCKY	6-5 (10)	W
WESTERN KENTUCKY	1-3	L
* ALABAMA	5-10	L
* ALABAMA	4-1	W
* ALABAMA	4-8	L
EASTERN ILLINOIS	5-2	W
* at Kentucky	2-10	L
* at Kentucky	7-9	L
* at Kentucky	12-5	W
^ vs. Southern Miss	0-3	L
* AUBURN	0-5	L
* AUBURN	0-4	L
* AUBURN	3-1	W
at South Alabama	7-8 (11)	L
* #13 SOUTH CAROLINA	13-2	W
* #13 SOUTH CAROLINA	7-5	W
* #13 SOUTH CAROLINA	7-13	L
# at Memphis	1-7	L
* at #1 Texas A&M	1-3	L
* at #1 Texas A&M	3-2	W
* at #1 Texas A&M	5-13	L
* #6 FLORIDA	3-6	L
* #6 FLORIDA	1-2	L
* #6 FLORIDA	5-10	L
* at #25 Arkansas	6-7	L
* at #25 Arkansas	1-6	L
* at #25 Arkansas	2-1	W
^ vs. Ole Miss	1-11	L
* #1 LSU	3-5 (14)	L
* #1 LSU	4-11	L
* #1 LSU	8-7 (12)	W
* at Ole Miss	3-4	L
* at Ole Miss	10-13	L
* at Ole Miss	7-8 (10)	L
* at Tennessee	2-5	L
* at Tennessee	6-11	L
* at Tennessee	2-3	L
* Conference game		
^ Played in Pearl, Miss.		
# Played in AutoZone Park		

2016 44-18-1 (21-9 SEC)

NCAA Starkville Super Regional

NCAA Starkville Regional Champion

Head Coach: John Cohen

Opponent	Score	W/L
FLORIDA ATLANTIC	6-10	L
SOUTH DAKOTA ST. [DH-1]	17-4	W
FLORIDA ATLANTIC [DH-2]	0-4	L
SOUTH DAKOTA ST.	15-5	W
UMASS LOWELL	4-2	W
NICHOLLS STATE [DH-1]	5-0	W
UMASS LOWELL [DH-2]	4-2	W
ALCORN STATE	14-0	W
% at #9 UCLA	1-2	L
% at #20 USC	8-7	W
% OKLAHOMA	5-5	T
SOUTH ALABAMA	7-3	W
#10 OREGON	10-4	W
#10 OREGON	9-3	W
#10 OREGON	5-2	W
EASTERN KENTUCKY	12-16	L
ORAL ROBERTS	1-3	L
* at #2 Vanderbilt	2-1	W
* at #2 Vanderbilt	5-4	W
* at #2 Vanderbilt	6-12	L
MISSISSIPPI VALLEY STATE	16-1	W
* GEORGIA	9-2	W
* GEORGIA	3-1	W
* GEORGIA	8-11	W
# vs. Southern Miss	13-5	W
* OLE MISS	3-1	W
* OLE MISS	6-2	W
* OLE MISS	5-8	L
UT MARTIN	14-0	W
* at #1 Florida	2-8	L
* at #1 Florida	10-4	W
* at #1 Florida	2-1	W
MEMPHIS	11-1	W
* #3 TEXAS A&M	3-10	L
* #3 TEXAS A&M	6-10	L
* #3 TEXAS A&M	5-10	L
! vs. Louisiana-Monroe	1-0	W
* at #7 LSU	12-8	W
* at #7 LSU	2-1	W
* at #7 LSU	8-11	L
# #12 OLE MISS	2-0	W
* at Alabama	12-5	W
* at Alabama [DH-1]	3-4	L
* at Alabama [DH-2]	2-1	W
* MISSOURI	8-2	W
* MISSOURI	4-3	W
* MISSOURI	3-1	W
at Troy	7-3	W
* at Auburn	4-0	W
* at Auburn	16-6	W
* at Auburn	10-3	W
* ARKANSAS	7-0	W
* ARKANSAS	5-1	W
* ARKANSAS	9-4	W
\$ vs. Alabama	4-1	W
\$ vs. LSU	2-6	L
\$ vs. Florida	2-12	L
^ vs. Southeast Missouri	9-5	W
^ vs. Cal State Fullerton	4-1	W
^ vs. Louisiana Tech	4-0	W
+ vs. Arizona	0-1	L
+ vs. Arizona	5-6	L
* Conference Games		
% Dodger Stadium Classic (Los Angeles, Calif.)		
# Played in Pearl, Miss.		
! Played in Biloxi, Miss.		
% SEC Tournament (Hoover, Ala. - T-5th)		
^ NCAA Starkville Regional (Starkville, Miss. - 1st)		
+ NCAA Starkville Super Regional (Starkville, Miss. - 2nd)		



ALL-TIME SERIES RECORDS

OPPONENT	SERIES W-L-T	FIRST GAME	LAST GAME	OPPONENT	SERIES W-L-T	FIRST GAME	LAST GAME
Air Force	2-1		2008	INDIANA STATE	6-1	1969	1989
Akron	2-0		2011	Iowa	4-3	1926	2011
ALABAMA	191-213-4	1896	2016	Iowa State	2-0	1971	
Alabama A&M	3-0	2011	2015	Jackson (Miss.)	6-0	1902	1983
Albion	2-0		1972	Jackson State	50-8	1976	2014
Alcorn State	15-0	1993	2016	Jacksonville (Ala.) State	11-1	1996	2014
Arizona	11-6	1978	2016	Jefferson Military Academy	12-2	1899	1907
Arizona State	0-1		1981	Jersey City (N.J.)	1-0	1928	
ARKANSAS	52-44	1960	2016	Kansas	5-0	1968	2012
Arkansas-Little Rock	7-1	1999	2008	Kansas State	1-0	1986	
ARKANSAS-PINE BLUFF	0-1		2015	Kent State	2-0	2001	
Arkansas State	41-8	1958	2006	KENTUCKY	59-38	1925	2015
Athens (Ala.) College	2-0		1973	Lamar	2-0	2011	
AUBURN	105-88-1	1908	2016	Lincoln Memorial	1-0	1989	
Auburn-Montgomery	2-0		1991	Lipscomb	6-0	2003	2012
Austin Peay	5-2	2005	2013	Livingston (West Ala.)	31-3	1974	2002
Baylor	4-6	1925	2008	Long Beach State	0-1	1993	
Belhaven	7-1	1989	1997	Louisiana College	4-0	1973	1974
Belmont	2-1		2011	Louisiana-Lafayette	1-3	1991	2014
Birmingham-Southern	37-10	1910	2006	Louisiana-Monroe	27-7	1958	2016
Bradley	1-1		1946	LSU	211-174	1907	2016
BYU	1-3	1967	1990	LOUISIANA TECH	37-14-1	1905	2016
Brooksville (Miss.)	10-0	1885	1896	Louisville	1-1	1994	2007
California Riverside	2-0	1967	1968	Loyola (New Orleans)	5-4	1955	1971
UC-Santa Barbara	1-2	1996	2014	Loyola Marymount	2-1	2002	
Cal State Fullerton	2-5	1979	2016	Marion (Ala.) Military Institute	6-2-1	1908	1914
Cal State Northridge	0-1		1996	MARIST	3-0		2006
Central Arkansas	3-4	2012	2013	Marshall	2-0	2015	
Chamberlain Hunt Academy	3-0	1903	1906	Maryland	2-1	1970	
Christian Brothers	3-1	1970	1973	Massachusetts-Lowell	2-0	2016	
Cincinnati	3-0		2015	McMurray College	1-1	1973	
Clemson	5-8	1965	2007	MEMPHIS	53-26	1950	2016
COLUMBIA		NEVER MET		Mercer	8-7-1	1908	2012
Columbus (Miss.)	18-1	1885	1913	Meridian (Miss.)	3-7	1906	1929
Columbus (Miss.) Air Base	1-0		1942	Miami (Fla.)	1-3	1971	2005
Connecticut	4-0	2003	2012	Miami (Ohio)	1-1	1974	2015
Cumberland	11-3	1909	1988	Michigan	3-3	1924	2007
Dallas Baptist	1-0		2007	Michigan State	4-1	1931	2014
Delaware	1-0		2001	Middle Tennessee State	4-2	1988	2009
Delta State	32-9	1949	1997	Millsaps	16-1	1911	1995
Drury	3-0		1908	Minnesota	9-5	1936	1995
Duke	0-2		1953	Mississippi College	116-23-1	1902	1995
Duquesne	2-0		1996	MISSISSIPPI VALLEY STATE	25-0	1994	2016
East Carolina	1-0		1970	Missouri	8-0	2003	2016
Eastern Illinois	6-0	2005	2015	Missouri Baptist	5-0	1978	1980
Eastern Kentucky	4-1	1984	2016	MOREHEAD STATE	2-0		2003
East Tennessee State	6-0	1981	2003	Mount State Mary's	2-0	2014	
Elon	1-1		2006	Murray State	5-0	1979	2007
Florida	45-63	1923	2016	Nashville	4-0	1904	1909
Florida Atlantic	2-2	2005	2016	Nashville Volunteers	1-1	1933	
FLORIDA INTERNATIONAL		NEVER MET		Nebraska	2-0	1999	
Florida State	6-7	1964	2007	UNLV	2-0	1981	
George Washington	1-0		1989	New Orleans	41-21	1970	2005
GEORGIA	45-46	1915	2016	Nicholls State	9-0	1964	2016
Georgia Southern	1-0		1990	North Alabama	6-2	1986	1994
Georgia State	4-0	1972	2011	North Carolina	1-4	1966	2007
Georgia Tech	8-3	1914	2011	North Carolina-Charlotte	2-0	1999	
Grambling State	1-0		2013	North Carolina State	1-0	1987	
Grand Canyon	2-0		1981	North Florida	3-2	2008	2009
Hawaii	6-9	1979	2009	North Park College	2-0	1972	
Hawaii-Hilo	4-1	1985	1989	Northern Illinois	4-1	1954	2009
Holy Cross	2-2		2014	Northwestern	4-1	1937	1939
Illinois	15-28-5	1913	2004	Northwestern State	8-0	1951	2011
Illinois State	3-0	1940	1990	Notre Dame	2-4	1993	2001
Illinois Wesleyan	14-1	1950	1969	Oglethorpe	2-2	1921	1922
Indiana	1-0		2013				

ALL-TIME SERIES RECORDS



OPPONENT	SERIES W-L-T	FIRST GAME	LAST GAME
Ohio State	4-3-1	1967	2002
Oklahoma	1-2-1	1992	2016
Oklahoma State	1-1	1981	1985
OLE MISS	246-206-5	1893	2016
Oral Roberts	1-1	2013	2016
OREGON	3-1	1968	2016
Oregon State	2-0	2013	
Ouachita	4-4	1906	1914
Pan American	2-0	1978	1983
Penn State	2-0	2012	
Pepperdine	0-1	1979	
Pittsburgh	1-0	1968	
Portland	4-0	2013	
Purdue	4-0	1936	2013
Quincy College	2-0	1986	
Rhode Island	5-0	2010	2013
Rice	1-0	1998	
Richmond	1-0	1949	
Rollins	1-0	1953	
Sacred Heart	2-1	2011	
Saint Francis (Ill.)	0-1	1984	
Saint Joseph's	4-0	2013	
Saint Olaf (Minn.)	13-0	1972	1984
Saint Thomas Hall	1-0	1897	
Samford	34-10	1909	2015
San Diego	1-2	2015	
San Diego State	1-0	2014	
San Francisco	1-0	2007	
Siena College	2-0	1999	
SOUTH ALABAMA	45-23	1976	2016
South Alabama University	7-4	1905	1910
SOUTH CAROLINA	32-37	1981	2015
South Dakota State	2-0	2016	
South Florida	2-1	1999	
Southeast Missouri State	6-0	1997	2016
Southeastern Louisiana	9-5	1957	2012
Southern Illinois	1-0	2014	
Southern California	2-5	1999	2016
Southern Methodist	2-0	1925	
SOUTHERN MISS	79-37	1947	2016
Southwest Missouri State	1-0	1991	
Southwestern (Memphis)	13-4	1903	1912
Southwestern Baptist	2-1	1905	
Spring Hill	3-1	1922	1926
Stanford	0-2	1990	1996
Starkville (Miss.)	1-1	1903	
Stetson	1-0	2007	
TENNESSEE	55-28	1917	2015
Tennessee-Martin	9-0	2000	2016
Tennessee Tech	4-0	1997	2004
Texas	4-5	1922	1985
TEXAS A&M	13-11	1907	2016
Texas A&M-Corpus Christi	1-1	2010	
TEXAS TECH	0-2	2004	
Towson State	1-0	1991	
TROY	3-0	2007	2016
Tulane	76-31-2	1904	1998
Tulsa	0-1	1971	
UAB	33-10	1982	2012
Union (Tenn.)	3-1	1980	1986
University of the South	10-1-1	1915	1927
UCLA	1-7	1967	2016
Valparaiso	2-0	2009	
Vanderbilt	69-44-2	1913	2016
Virginia	2-0	2013	
Wake Forest	0-1	1949	

OPPONENT	SERIES W-L-T	FIRST GAME	LAST GAME
Washington	4-1	1967	1998
Washington State	2-1	2012	
Western Carolina	4-2	1987	2014
WESTERN ILLINOIS	3-0	1975	
Western Kentucky	3-1	2004	2015
West Florida	2-1	1982	1983
West Point (Miss.)	10-0	1886	1891
West Virginia	1-0	1985	
Wheaton	2-0	1951	
Wichita State	1-0	1981	
William Carey	32-7	1976	1998
Winthrop	2-2	1995	2007
Wisconsin	10-1-1	1922	1949
Wisconsin State	2-0	1972	
Wyoming	1-0	1967	
Yale	1-0	1967	

BOLD = 2017 OPPONENTS



SEC PLAYOFFS & SEC TOURNAMENT

SEC PLAYOFFS

1948	3-0 (1st)
vs. Auburn	6-2 W
vs. Auburn	8-5 W
vs. Auburn	4-3 W

1949	3-1 (1st)
KENTUCKY	6-3 W
KENTUCKY	9-2 W
at Kentucky	2-3 L
at Kentucky	7-5 W

1953	0-2 (2nd)
vs. Georgia	1-3 L
vs. Georgia	0-1 L

1962	1-2 (2nd)
at Florida	3-8 L
FLORIDA	3-2 W
FLORIDA	7-8 L

1965	2-1 (1st)
AUBURN	10-1 W
at Auburn	2-3 L
at Auburn	2-1 W

1966	2-0 (1st)
at Tennessee	7-4 W
TENNESSEE	9-3 W

1970	2-1 (1st)
at Tennessee	4-8 L
TENNESSEE	4-3 W
TENNESSEE	1-0 W

1971	2-0 (1st)
VANDERBILT	5-1 W
at Vanderbilt	3-1 W

NOTE: Mississippi State compiled a 15-7 record in the SEC's two-team playoff format utilized until the adoption of the tournament format in 1977. The record is not reflected in MSU's all-time SEC Tournament Record.

SEC TOURNAMENT

FOUR-TEAM FORMAT

1977	Oxford, Miss.	1-2 (3rd)
vs. Florida	1-3	L
vs. Vanderbilt	15-2	W
at Ole Miss	3-11	L

1978	Gainesville, Fla.	3-2 (2nd)
at Florida	8-3	W
vs. Auburn	7-10	L
vs. Georgia	9-3	W
vs. Auburn	3-2	W
vs. Auburn	5-8	L

1979	Starkville, Miss.	3-0 (1st)
KENTUCKY	6-5	W
LSU	12-5	W
FLORIDA	12-11	W

1981	Starkville, Miss.	1-2 (3rd)
KENTUCKY	3-2	W
FLORIDA	3-8	L
KENTUCKY	2-3	L

1983	Starkville, Miss.	2-2 (2nd)
TENNESSEE	11-20	L
FLORIDA	5-3	W
TENNESSEE	9-4	W
ALABAMA	9-10	L

1984	Gainesville, Fla.	1-2 (3rd)
vs. Tennessee	11-13	L
vs. Alabama	8-4	W
vs. Tennessee	3-8	L

1985	Baton Rouge, La.	3-0 (1st)
vs. Florida	8-3	W
vs. Georgia	2-0	W
vs. Georgia	8-3	W

SIX-TEAM FORMAT

1987	Athens, Ga.	4-0 (1st)
at Georgia	6-5	W
vs. Florida	5-4	W
vs. Auburn	4-3	W
vs. LSU	13-3	W

1988	Starkville, Miss.	3-2 (2nd)
AUBURN	10-7	W
KENTUCKY	6-5	W
GEORGIA	4-2	W
FLORIDA	1-3	L
FLORIDA	3-5	L

1989	Gainesville, Fla.	1-2 (T-4th)
vs. Auburn	3-5	L
vs. Alabama	11-10	W
vs. Georgia	6-15	L

1990	Hoover, Ala.	4-1 (T-1st)
vs. Auburn	16-2	W
vs. LSU	8-17	L
vs. Florida	8-2	W
vs. Vanderbilt	17-9	W
vs. LSU	3-1	W

1991	Baton Rouge, La.	2-2 (3rd)
vs. Alabama	15-10	W
at LSU	2-8	L
vs. Auburn	1-0	W
at LSU	4-9	L

EIGHT-TEAM FORMAT

1992	New Orleans, La.	1-2 (5th)
vs. Georgia	4-6	L
vs. Auburn	4-1	W
vs. Georgia	3-6	L

SIX-TEAM FORMAT

1993	Baton Rouge, La.	3-2 (2nd)
vs. Arkansas	2-5	L
at LSU	5-3	W
vs. Ole Miss	3-2	W
vs. Auburn	13-10	W
at LSU	3-7	L

1994	Oxford, Miss.	2-2 (3rd)
at Ole Miss	4-1	W
vs. Auburn	1-2	L
at Ole Miss	10-2	W
vs. Auburn	5-9	L

1995	Starkville, Miss.	1-2 (5th)
AUBURN	1-0	W
LSU	6-14	L
ALABAMA	3-6	L

EIGHT-TEAM FORMAT

1996	Hoover, Ala.	1-2 (5th)
vs. Vanderbilt	8-5	W
vs. Florida	5-6 (10)	L
vs. Kentucky	1-4	L

1997	Columbus, Ga.	1-2 (5th)
vs. South Carolina	12-9	W
vs. Alabama	3-16	L
vs. Auburn	4-5	L

1998	Hoover, Ala.	2-2 (4th)
vs. South Carolina	9-8	W
vs. Arkansas	3-10	L
vs. LSU	7-5	W
vs. Arkansas	3-7	L

1999	Hoover, Ala.	2-2 (4th)
vs. South Carolina	7-5 (10)	W
vs. Alabama	3-4	L
vs. Ole Miss	2-0	W
vs. Alabama	11-12	L

2000	Hoover, Ala.	0-2 (T-7th)
vs. Alabama	3-9	L
vs. Georgia	0-5	L

SEC TOURNAMENT

2001	Hoover, Ala.	4-1 (1st)
vs. South Carolina	2-1	W
vs. Georgia	8-4	W
vs. South Carolina	6-7	L
vs. South Carolina	1-0	W
vs. LSU	4-1	W

2002	Hoover, Ala.	1-2 (5th)
vs. Alabama	2-12	L
vs. Georgia	10-3	W
vs. Florida	0-5	L

2003	Hoover, Ala.	2-2 (4th)
vs. Ole Miss	5-4 (12)	W
vs. LSU	2-7	L
vs. Ole Miss	4-1	W
vs. LSU	5-17	L

2005	Hoover, Ala.	4-0 (1st)
vs. LSU	9-2	W
vs. South Carolina	6-2	W
vs. Tennessee	3-2	W
vs. Ole Miss	4-1	W

2007	Hoover, Ala.	0-2 (T-7th)
vs. Ole Miss	1-3	L
vs. Vanderbilt	2-3	L

2011	Hoover, Ala.	0-2 (T-7th)
vs. Florida	5-7	L
vs. Arkansas	2-7	L

10-TEAM FORMAT

2012	Hoover, Ala.	5-1 (1st)
vs. Arkansas	9-1	W
vs. LSU	3-2	W
vs. Kentucky	1-5	L
vs. LSU	4-3 (10)	W
vs. Kentucky	2-1	W
vs. Vanderbilt	3-0	W

12-TEAM FORMAT

2013	Hoover, Ala.	3-1 (T-3rd)
vs. Missouri	2-1 (17)	W
vs. South Carolina	5-3	W
vs. Texas A&M	6-4	W
vs. Vanderbilt	8-16	L

2014	Hoover, Ala.	2-2 (T-5th)
vs. Georgia	5-4 (10)	W
vs. South Carolina	12-0 (7)	W
vs. Kentucky	6-7	L
vs. Florida	1-5	L

2016	Hoover, Ala.	1-2 (T-5th)
vs. Alabama	4-1	W
vs. LSU	2-6	L
vs. Florida	2-12	L

SEC ALL-TOURNAMENT SELECTIONS (63 PLAYERS, 70 HONORS)

YEAR	POS.	PLAYER
1978	C	Russ Aldrich
	OF	Del Bender
	P	Jack Lazorko
	3B	John McDonald
1979	OF	Mike Kelley*
	OF	Bob Kocol
	P	Ken Kurtz
	C	John McDonald
	1B	Tim Weisheim
1981	OF	Mark Gillaspie
	UT	Dave Klipstein
	P	Don Mundie
	3B	Lou Sottile
1983	P	Jeff Brantley
	OF	Rafael Palmeiro
	SS	Bob Parker
	2B	Pete White
1984	SS	Bob Parker
	DH	Bobby Thigpen
1985	P	Jeff Brantley
	C	Roark McDonald
	P	Gene Morgan*
	3B	John Scott
	2B	Gator Thiesen
	OF	Bobby Thigpen
	OF	Dan Van Cleve
1987	P	Terry Ellis
	DH	Richie Grayum
	OF	Jody Hurst
	1B	John Mitchell
	OF	Dan Paradoa*
1988	SS	Brad Hildreth
	1B	Tommy Raffo
	C	Barry Winford
1990	P	Jon Harden*
	3B	Burke Masters
	OF	David Mitchell
	2B	Scott Mitchell
	1B	Tommy Raffo
	P	Bobby Reed
1991	3B	Chuck Daniel
	2B	Paul Petrusis
	P	B.J. Wallace
1993	DH	Steve Hegan
	P	Gary Rath
	OF	Ricky Joe Redd
1994	OF	Ricky Joe Redd
1995	P	Eric DuBose
1996	SS	Brad Freeman

YEAR	POS.	PLAYER
1999	P	Tanner Brock
	DH	Travis Chapman
	OF	Jamie Rock
2001	DH	Jon Knott
	P	Brandon Medders
	OF	Josh West
	P	Chris Young*
2003	2B	Thomas Berkery
	P	Jamie Gant
	3B	Steve Gendron
2005	OF	Jeff Butts*
	P	Todd Doolittle
	2B	Jeffrey Rea
2012	SS	Adam Frazier *
	OF	Demarcus Henderson
	P	Jonathan Holder
2013	SS	Adam Frazier
	OF	Hunter Renfroe
2014	OF	C.T. Bradford
	C	Gavin Collins
2016	P	Zac Houston

* Named MVP

MSU VS. OPPONENTS ALL-TIME IN THE SEC TOURNAMENT

OPPONENT	W-L	OPPONENT	W-L
Alabama	4-7	Ole Miss	7-2
Arkansas	1-4	Missouri	1-0
Auburn	8-6	South Carolina	8-1
Florida	6-9	Tennessee	2-3
Georgia	8-4	Texas A&M	1-0
Kentucky	4-4	Vanderbilt	4-2
LSU	9-8	31 APPEARANCES	63-50



NCAA TOURNAMENT

1949 NCAA District III Tournament

Charlotte, N.C.	1-2	
vs. Richmond	2-0	W
vs. Wake Forest	3-4	L
vs. Kentucky	2-5	L

1953 NCAA District III Tournament

Durham, N.C.	1-2	
at Duke	3-9	L
vs. Rollins	6-5	W
at Duke	4-5	L

1965 NCAA District III Tournament

Gastonia, N.C.	1-2	
vs. Florida State	6-3	W
vs. Furman	2-5	L
vs. Florida State	2-6	L

1966 NCAA District III Tournament

Gastonia, N.C.	1-2	
vs. Florida State	4-3	W
vs. North Carolina	4-5	L
vs. Florida State	0-7	L

1970 NCAA District III Tournament

Gastonia, N.C.	2-2	
vs. Maryland	2-3	L
vs. East Carolina	12-6	W
vs. Maryland	8-4	W
vs. Florida State	4-5	L

1971 NCAA District III Tournament

Gastonia, N.C.	3-1 (1st)	
vs. Maryland	2-1	W
vs. Miami (Fla.)	7-3	W
vs. Georgia Tech	8-20	L
vs. Georgia Tech	5-2	W

1978 NCAA South Central Regional

Arlington, Texas	2-2 (2nd)	
vs. Baylor	0-3	L
vs. Louisiana Tech	6-5	W
vs. Pan American	7-5	W
vs. Baylor	3-6	L

1979 NCAA South Regional

Starkville, Miss.	4-1 (1st)	
NEW ORLEANS	11-13	L
TULANE	12-4	W
NEW ORLEANS	13-10	W
MURRAY STATE	8-6	W
MURRAY STATE	18-8	W

1981 NCAA Atlantic Regional

Clemson, S.C.	3-0 (1st)	
vs. East Tennessee State	7-6	W
vs. Wichita State	5-1	W
vs. East Tennessee State	6-5	W

1983 NCAA Central Regional

Austin, Texas	3-2 (2nd)	
vs. Tulane	4-2	W
at Texas	6-2	W
vs. Pan American	7-5	W
at Texas	0-7	L
at Texas	3-12	L

1984 South II Regional

Starkville, Miss.	3-2 (2nd)	
SOUTH CAROLINA	1-4	L
NEW ORLEANS	11-4	W
EASTERN KENTUCKY	13-8	W
SOUTH CAROLINA	18-9	W
NEW ORLEANS	3-6	L

1985 South I Regional

Starkville, Miss.	3-1 (1st)	
WEST VIRGINIA	10-1	W
NEW ORLEANS	8-4	W
MICHIGAN	6-14	L
MICHIGAN	19-8	W

1987 Midwest Regional

Starkville, Miss.	1-2 (4th)	
N.C. STATE	10-6	W
TEXAS A&M	4-7	L
WESTERN CAROLINA	1-8	L

1988 South Regional

Starkville, Miss.	2-2 (2nd)	
WESTERN CAROLINA	7-4	W
CAL STATE FULLERTON	1-5	L
MIDDLE TENNESSEE ST.	12-4	W
CAL STATE FULLERTON	3-5	L

1989 South Regional

Starkville, Miss.	4-2 (2nd)	
WESTERN CAROLINA	8-0	W
NICHOLLS STATE	11-2	W
NORTH CAROLINA	1-2	L
INDIANA STATE	11-2	W
NORTH CAROLINA	6-0	W
NORTH CAROLINA	1-7	L

1990 South II Regional

Starkville, Miss.	4-1 (1st)	
BYU	16-5	W
ILLINOIS	5-3	W
FLORIDA STATE	11-8	W
FLORIDA STATE	9-11	L
FLORIDA STATE	4-3	W

1991 Northeast Regional

Orono, Maine	2-2 (3rd)	
vs. Towson State	10-4	W
at Maine	6-5	W
vs. Clemson	9-10	W
at Maine	5-8	L

1992 Midwest Regional

Starkville, Miss.	2-2 (3rd)	
NICHOLLS STATE	1-0	W
OKLAHOMA	9-6	W
OKLAHOMA	6-10	L
UCLA	2-3	L

1993 East Regional

Tallahassee, Fla.	0-2 (T-5th)	
vs. Notre Dame	1-15	L
vs. Long Beach State	1-2	L

1996 West Regional

Stanford, Calif.	1-2 (4th)	
vs. UC Santa Barbara	6-2	W
at Stanford	6-8	L
at Cal State Northridge	19-20	L

1997 Mideast Regional

Starkville, Miss.	5-1 (1st)	
OHIO STATE	8-5	W
WASHINGTON	4-5	L
TENNESSEE TECH	25-5	W
GEORGIA TECH	10-2	W
WASHINGTON	7-5	W
WASHINGTON	4-3	W

1998 Central Regional

College Station, Texas	4-1 (1st)	
vs. Washington	7-6	W
at Texas A&M	3-4	L
vs. Rice	15-14	W
at Texas A&M	10-9	W
at Texas A&M	11-5	W

1999 Columbus Regional

Columbus, Ohio	2-2 (2nd)	
vs. Nebraska	18-14	W
at Ohio State	3-6	L
vs. Nebraska	13-7	W
at Ohio State	7-10	L

2000 Starkville Regional

Starkville, Miss.	3-1 (1st)	
SOUTH ALABAMA	9-2	W
NOTRE DAME	9-1	W
NOTRE DAME	0-7	L
NOTRE DAME	10-9	W

2000 Clemson Super Regional

Clemson, S.C.	0-2	
at Clemson	4-11	L
at Clemson	4-9	L

2001 Columbus Regional

Columbus, Ohio	3-0 (1st)	
vs. Kent State	9-8 (10)	W
vs. Delaware	4-3	W
vs. Kent State	14-4	W

2001 Fullerton Super Regional

Fullerton, Calif.	0-2	
at Cal State Fullerton	2-13	L
at Cal State Fullerton	3-9	L

2003 Starkville Regional

Starkville, Miss.	2-2 (2nd)	
MIDDLE TENNESSEE ST.	10-4	W
NORTH CAROLINA	5-10	L
MISSOURI	10-5	W
NORTH CAROLINA	6-8 (11)	L

2004 Atlanta Regional

Atlanta, Ga.	1-2 (3rd)	
vs. Texas Tech	6-10	L
vs. Jacksonville State	7-6	W
vs. Texas Tech	7-17	L



2005 Coral Gables Regional

Coral Gables, Fla.	2-2 (2nd)	
vs. Florida Atlantic	13-2	W
at Miami	1-4	L
vs. Florida Atlantic	8-4	W
at Miami	4-10	L

2006 Clemson Regional

Clemson, S.C.	2-2 (2nd)	
vs. Elon	4-5	L
vs. UNC Asheville	5-4	W
vs. Elon	12-3	W
at Clemson	6-8	L

2007 Tallahassee Regional

Tallahassee, Fla.	3-0 (1st)	
vs. Stetson	6-3	W
at Florida State	3-0	W
at Florida State	9-4	W

2007 Starkville Super Regional

Starkville, Miss.	2-0	
CLEMSON	8-6	W
CLEMSON	8-5	W

2011 Atlanta Regional

Atlanta, Ga.	3-0 (1st)	
vs. Southern Miss	3-0	W
vs. Austin Peay	8-3	W
at Georgia Tech	7-3	W

2011 Gainesville Super Regional

Gainesville, Fla.	1-2	
at Florida	1-11	L
at Florida	4-3	W
at Florida	6-8	L

2012 Tallahassee Regional

Tallahassee, Fla.	1-2 (3rd)	
vs. Samford	0-5	L
vs. UAB	8-1	W
vs. Samford	2-3	L

2013 Starkville Regional

Starkville, Miss.	3-1 (1st)	
CENTRAL ARKANSAS	5-3	W
SOUTH ALABAMA	6-2	W
CENTRAL ARKANSAS	2-5	L
CENTRAL ARKANSAS	6-1	W

2013 Charlottesville Super Regional

Charlottesville, Va.	2-0	
at Virginia	11-6	W
at Virginia	6-5	W

2014 Lafayette Regional

Lafayette, La.	2-2 (2nd)	
vs. San Diego State	5-2	W
vs. Jackson State	3-1	W
at Louisiana-Lafayette	8-14	L
at Louisiana-Lafayette	3-5	L

2016 Starkville Regional

Starkville, Miss.	3-0 (1st)	
SOUTHEAST MISSOURI	9-5	W
CAL STATE FULLERTON	4-1	W
LOUISIANA TECH	4-0	W

2016 Starkville Super Regional

Starkville, Miss.	0-2	
ARIZONA	0-1	L
ARIZONA	5-6	L

NCAA REGIONAL ALL-TOURNAMENT SELECTIONS (86 PLAYERS, 107 HONORS)

YEAR	POS.	PLAYER
1978	CF	Mike Kelley
	1B	Tim Weisheim
1979	SS	Boyd Conner
	OF	Mike Kelley
	C	John McDonald*
	UT	Larry Pavlou
1981	P	Steve D'Ercole*
	OF	Mark Gillaspie
	C	Terry Loe
	OF	Brad Winkler
1983	OF	Brad Winkler
1984	1B	Will Clark
	OF	Bobby Locke
	OF	Rafael Palmeiro
	OF	Dan Van Cleve
1985	P	Jeff Brantley*
	1B	Will Clark
	C	Roark McDonald
	P	Gene Morgan
	OF	Rafael Palmeiro
	2B	Gator Thiesen
	OF	Dan Van Cleve
1987	2B	Burke Masters
	1B	John Mitchell
	SS	Brad Hildreth
1988	OF	Jody Hurst
	C	Barry Winford
1989	OF	Tracy Echols
	DH	Burke Masters
	1B	Tommy Raffo
	P	Bobby Reed
	C	Barry Winford
	3B	Pete Young
1990	OF	Tracy Echols
	3B	Burke Masters*
	SS	Jon Shave
	1B	Tommy Raffo
	P	Bobby Reed
1991	1B	Rob Norman
1992	OF	Ron Brown
	C	Matt Carpenter
	SS	Paul Petrulis
	P	B.J. Wallace*
1996	1B	Richard Lee
1997	OF	Brooks Bryan
	2B	Travis Chapman
	P	Eric DuBose*
	C	Barry Patton
	3B	Adam Piatt
	OF	Rusty Thoms
1998	OF	Brooks Bryan*
	1B	Richard Lee
1999	SS	Travis Chapman
	OF	Brian Wiese
	1B	Cliff Wren
2000	3B	Travis Chapman
	P	Mark Freed
	OF	Shane Kelly
	DH	Ty Martin*
	OF	Phillip Willingham
	2B	Daron Wright

YEAR	POS.	PLAYER
2001	1B	Matthew Brinson*
	3B	Steve Gendron
	P	Paul Maholm
	OF	Casey Long
2003	OF	Brad Corley
	P	Jamie Gant
	3B	Steve Gendron
	DH	Robby Goodson
	SS	Matthew Maniscalco
	C	Craig Tatum
2004	OF	Joseph Hunter
2005	OF	Jeff Butts
	OF	Brad Corley
2006	DH	Brian LaNinfa
	C	Joseph McCaskill
	OF	Mitch Moreland
	P	Justin Pigott
2007	3B	Russ Sneed
	2B	Brandon Turner
	OF	Jeffrey Rea
	P	Justin Pigott*
2011	2B	Nick Vickerson
	1B	Cody Freeman
	OF	Brent Brownlee
	OF	C.T. Bradford*
	OF	Jaron Shepherd
	P	Evan Mitchell
	P	Nick Routt
2012	1B	Wes Rea
	2B	Matthew Britton
	SS	Adam Frazier
	C	Mitch Slaughter
2013	3B	Alex Detz*
	P	Chad Girodo
	2B	Brett Pirtle
	1B	Wes Rea
	OF	Hunter Renfroe
2014	OF	C.T. Bradford
	P	Jonathan Holder
	2B	Brett Pirtle
2016	SS	Ryan Gridley
	P	Zac Houston
	OF	Reid Humphreys
	OF	Jake Mangum
	DH	Brent Rooker*
	C	Jack Kruger

* Named MVP

MS NCAA TOURNAMENT

BY THE NUMBERS

Tournament Appearances:	35
Tournament Record:	97-72 (.574)
College World Series Appearances:	9
Best College World Series Finish:	2013 (Finalist)
College World Series Record:	10-18 (.357)
Super Regional Appearances:	6
Super Regional Titles:	2
Super Regional Record:	5-8 (.385)

Regional Appearances:	29
Regional Titles:	12
Regional Record:	73-41 (.640)
District III Appearances:	6
District III Titles:	1
District III Record:	9-11 (.450)

ALL-TIME VS. OPPONENTS IN NCAA TOURNAMENT

OPPONENT	RECORD	OPPONENT	RECORD	OPPONENT	RECORD	OPPONENT	RECORD
Alabama	0-2	Georgia Southern	1-0	Nicholls State	2-0	Southeast Missouri	1-0
Arizona	0-2	Georgia Tech	3-1	North Carolina	1-6	Tennessee Tech	1-0
Arizona State	0-1	Illinois	1-0	UNC-Asheville	1-0	Texas	1-4
Arkansas	1-0	Indiana	1-0	N.C. State	1-0	Texas A&M	2-2
Austin Peay	1-0	Indiana State	1-0	Notre Dame	2-2	Texas Tech	0-2
Baylor	0-2	Jackson State	1-0	Ohio State	1-2	Towson State	1-0
BYU	1-1	Jacksonville State	1-0	Oklahoma	1-1	Tulane	2-0
Cal Santa Barbara	1-0	Kent State	2-0	Oklahoma State	1-0	Tulsa	0-1
Cal State Fullerton	2-4	Kentucky	0-1	Oregon State	2-0	UAB	1-0
Cal State Northridge	0-1	Long Beach State	0-1	Pan American	2-0	UCLA	1-3
Central Arkansas	2-1	Louisiana-Lafayette	0-2	Pepperdine	0-1	Virginia	2-0
Clemson	2-4	Louisiana Tech	2-0	Rice	1-0	Wake Forest	0-1
Delaware	1-0	Louisville	0-1	Richmond	1-0	Washington	3-1
Duke	0-2	LSU	0-1	Rollins	1-0	Western Carolina	2-1
East Carolina	1-0	Maine	1-1	Samford	0-2	West Virginia	1-0
Eastern Kentucky	1-0	Maryland	2-1	San Diego State	1-0	Wichita State	1-0
East Tennessee State	2-0	Miami	1-3	South Alabama	1-0		
Elon	1-1	Michigan	2-1	South Carolina	1-2		
Florida	2-2	Middle Tennessee State	2-0	Southern Cal	0-1		
Florida Atlantic	2-0	Missouri	1-0	Southern Miss	1-0		
Florida State	6-4	Murray State	2-0	Stanford	0-2		
Furman	0-1	Nebraska	2-0	Stetson	1-0		
Georgia	0-1	New Orleans	3-2	South Alabama	1-0		

85 DIFFERENT OPPONENTS

* Includes CWS, Super Regionals, Regionals and District III Playoffs

ALL-TIME VS. OPPONENTS IN NCAA SUPER REGIONAL

OPPONENT	RECORD	OPPONENT	RECORD	OPPONENT	RECORD	OPPONENT	RECORD
Arizona	0-2	Clemson	2-2	Florida	1-2	Virginia	2-0
Cal State Fullerton	0-2						

5 DIFFERENT OPPONENTS

ALL-TIME VS. OPPONENTS IN NCAA REGIONAL

OPPONENT	RECORD	OPPONENT	RECORD	OPPONENT	RECORD	OPPONENT	RECORD
Austin Peay	1-0	Indiana State	1-0	UNC-Asheville	1-0	Texas	1-2
Baylor	0-2	Jackson State	1-0	N.C. State	1-0	Texas A&M	2-2
BYU	1-0	Jacksonville State	1-0	Notre Dame	2-2	Texas Tech	0-2
Baylor	0-2	Kent State	2-0	Ohio State	1-2	Towson State	1-0
Cal Santa Barbara	1-0	Long Beach State	0-1	Oklahoma	1-1	Tulane	2-0
Cal State Fullerton	1-2	Louisiana-Lafayette	0-2	Pan American	2-0	UAB	1-0
Cal State Northridge	0-1	Louisiana Tech	2-0	Rice	1-0	UCLA	0-1
Central Arkansas	2-1	Maine	1-1	Samford	0-2	Washington	3-1
Clemson	0-2	Miami	0-2	San Diego State	1-0	Western Carolina	2-1
Delaware	1-0	Michigan	1-1	South Alabama	1-0	West Virginia	1-0
East Tennessee State	2-0	Middle Tennessee State	2-0	South Carolina	1-1	Wichita State	1-0
Eastern Kentucky	1-0	Missouri	1-0	Southern Miss	1-0		
Elon	1-1	Murray State	2-0	Stanford	0-1		
Florida Atlantic	2-0	Nebraska	2-0	Stetson	1-0		
Florida State	4-1	New Orleans	3-2	South Alabama	1-0		
Georgia Tech	2-0	Nicholls State	2-0	Southeast Missouri	1-0		
Illinois	1-0	North Carolina	1-4	Tennessee Tech	1-0		

62 DIFFERENT OPPONENTS

ALL-TIME VS. OPPONENTS IN NCAA DISTRICT III PLAYOFFS

OPPONENT	RECORD	OPPONENT	RECORD	OPPONENT	RECORD	
vs. Duke	0-2	vs. Georgia Tech	1-1	vs. North Carolina	0-1	
vs. East Carolina	1-0	vs. Kentucky	0-1	vs. Richmond	1-0	
vs. Florida State	2-3	vs. Maryland	2-1	vs. Rollins	1-0	
vs. Furman	0-1	vs. Miami	1-0	vs. Wake Forest	0-1	

12 DIFFERENT OPPONENTS

COLLEGE WORLD SERIES



ALL-TIME VS. OPPONENTS IN COLLEGE WORLD SERIES

OPPONENT	RECORD
Alabama	0-2
Arizona State	0-1
Arkansas	1-0
BYU	0-1
Cal State Fullerton	1-0
Florida	1-0
Georgia	0-1

OPPONENT	RECORD
Georgia Southern	1-0
Indiana	1-0
LSU	0-1
Louisville	0-1
Miami	0-1
Michigan	1-0
North Carolina	0-1

OPPONENT	RECORD
Oklahoma State	1-0
Oregon State	2-0
Pepperdine	0-1
South Carolina	0-1
Southern Cal	0-1
Stanford	0-1
Texas	0-2

OPPONENT	RECORD
Tulsa	0-1
UCLA	1-2

23 DIFFERENT OPPONENTS

ALL-TIME COLLEGE WORLD SERIES RESULTS

1971 **0-2 (T-7th)**

Head Coach: Paul Gregory

Opponent	Score	W/L
vs. Tulsa	2-5	L
vs. BYU	1-3	L

1979 **1-2 (T-5th)**

Head Coach: Ron Polk

Opponent	Score	W/L
vs. Cal State Fullerton	6-1	W
vs. Texas	2-8	L
vs. Pepperdine	4-5	L

1981 **1-2 (T-5th)**

Head Coach: Ron Polk

Opponent	Score	W/L
vs. Michigan	4-0	W
vs. Arizona State	3-4	L
vs. South Carolina	5-6	L

1985 **2-2 (T-3rd)**

Head Coach: Ron Polk

Opponent	Score	W/L
vs. Oklahoma State	12-3	W
vs. Arkansas	5-4	W
vs. Texas	7-12	L
vs. Miami (Fla.)	5-6	L

1990 **1-2 (T-5th)**

Head Coach: Ron Polk

Opponent	Score	W/L
vs. Georgia	0-3	L
vs. Georgia Southern	15-1	W
vs. Stanford	1-6	L

1997 **1-2 (T-5th)**

Head Coach: Ron Polk

Opponent	Score	W/L
vs. Alabama	2-3	L
vs. UCLA	7-5	W
vs. Alabama	5-9	L

1998 **1-2 (T-5th)**

Head Coach: Pat McMahon

Opponent	Score	W/L
vs. Florida	14-13	W
vs. LSU	8-10	L
vs. Southern Cal	1-7	L

2007 **0-2 (T-7th)**

Head Coach: Ron Polk






Opponent	Score	W/L
vs. North Carolina	5-8	L
vs. Louisville	4-12	L

2013 **3-2 (2nd)**


Head Coach: John Cohen

Opponent	Score	W/L
vs. Oregon State	5-4	W
vs. Indiana	5-4	W
vs. Oregon State	4-1	W
vs. UCLA (CWS Finals)	1-3	L
vs. UCLA (CWS Finals)	0-8	L

1971 1981 1990 1998 2013



1979 1985 1997 2007





CWS LINE SCORES

1971 0-2 (T-7th)

Tulsa 5, Mississippi State 2 (June 11, 1971 at Omaha, Neb.)		
Tulsa	000 200 201	- 5 10 3
Mississippi State	000 001 001	- 2 8 3

Pitchers: TULSA - Rogers; Butcher; Kluhr. MSU - Thompson; Irvin. Win-Rogers Save-Butcher Loss-Thompson T-2:13 A-5676 HR TULSA - Tabby; Bowling HR MSU - Still

Brigham Young 3, Mississippi State 1 (June 12, 1971 at Omaha, Neb.)		
Mississippi State	000 010 000	- 1 10 2
Brigham Young	000 000 03X	- 3 6 1

Pitchers: MSU - Proffitt; Irvin. Brigham Young - Dusek; Olsen; Cloward. Win-Dusek Save-Olsen Loss-Proffitt T-1:53 A-1,597 HR BYU - Cardon

1979 1-2 (T-5th)

Mississippi State 6, Cal State Fullerton 1 (June 3, 1979 at Omaha, Neb.)		
Cal State Fullerton	000 000 001	- 1 5 3
Mississippi State	400 100 100	- 6 10 0

Pitchers: Cal State Fullerton - Navilhon; Hudson; Kingsolver. MSU - Kurtz; McDonald. Win-Kurtz Loss-Navilhon T-2:26 A-11,047

Texas 8, Mississippi State 2 (June 3, 1979 at Omaha, Neb.)		
Mississippi State	020 000 000	- 2 5 1
Texas	000 250 100	- 8 13 2

Pitchers: MSU - Shundie; Cliburn; McDonald. Texas - Wright; Creel; Shannon. Win-Wright Loss-Mundie T-2:20 A-11,659 HR TEXAS - Tjader

Pepperdine 5, Mississippi State 4 (June 4, 1979 at Omaha, Neb.)		
Pepperdine	002 000 020	1 - 5 8 1
Mississippi State	002 002 000	0 - 4 6 0

Pitchers: Pepperdine - Kurtz; Elser; Fick. MSU - Reagan; Cliburn; Kurtz; McDonald. Win-Elser (5-1) Loss-Kurtz (12-2) T-2:53 A-7,881

1981 1-2 (T-5th)

Mississippi State 4, Michigan 0 (May 30, 1981 at Omaha, Nebraska)		
Michigan	000 000 000	- 0 6 1
Mississippi State	000 030 100	- 4 6 2

Pitchers: Michigan - Elam; Ontiveros; Hool. MSU - Mundie; Loe. Win-Mundie (14-4) Loss-Elam (11-3) T-1:57 A-12,000 HR MSU - Gillespie

Arizona State 4, Mississippi State 3 (June 2, 1981 at Omaha, Nebraska)		
Mississippi State	003 000 000	- 3 5 2
Arizona State	010 300 000	- 4 8 2

Pitchers: MSU - Susce; Loe. ASU - Newman; Dukes; Wilson. Win-Dukes (7-2) Loss-Susce (11-5) T-2:15 A-10,589 HR ASU - Soddors

South Carolina 6, Mississippi State 5 (June 4, 1981 at Omaha, Nebraska)		
South Carolina	114 000 000	- 6 10 2
Mississippi State	000 200 300	- 5 11 4

Pitchers: USC - Baynham; Babel; Kish; Lowery. MSU - Mundie; Loe. Win-Baynham (10-1) Save-Kish (7) Loss-Mundie (14-5) T-2:41 A-9,000 HR USC - Lowery; Boyle HR MSU - Castoria

1985 2-2 (T-3rd)

Mississippi State 12, Oklahoma State 3 (May 31, 1985 at Omaha, Neb.)		
Oklahoma State	000 001 002	- 3 8 4
Mississippi State	033 104 100	- 12 14 0

Pitchers: OSU - Dillard; Bronkey; Trapasso; Rockman; Long; Johnson. MSU - Morgan. Win-Morgan (14-1) Loss-Dillard (8-4) T-3:02 A-12,301 HR MSU - Palmeiro; Mitchell

Mississippi State 5, Arkansas 4 (June 3, 1985 at Omaha, Neb.)		
Arkansas	100 111 000	- 4 11 0
Mississippi State	001 020 200	- 5 10 1

Pitchers: UA - Farwell; Deitz. MSU - Brantley. Win-Brantley (18-2) Loss-Farwell (11-2) T-2:36 A-10,587 HR MSU - Clark

Texas 12, Mississippi State 7 (June 7, 1985 at Omaha, Neb.)		
Mississippi State	200 011 102	- 7 12 5
Texas	000 002 64X	- 12 14 1

Pitchers: MSU - Morgan; King; Thigpen. UT - Ruffin; Poehl. Win-Ruffin (13-2) Save-Poehl (4) Loss-Morgan (14-2) T-3:14 A-13,223 HR MSU - Van Cleve; Clark; Mitchell

Miami 6, Mississippi State 5 (June 8, 1985 at Omaha, Neb.)		
Mississippi State	000 004 010	- 5 5 4
Miami	200 010 012	- 6 9 1

Pitchers: MSU - Brantley; Thigpen. UM - Patenaude; Raether. Win-Raether (6-2) Loss-Thigpen (1-4) T-2:56 A-10,000 HR MSU - Thigpen HR UM - Leake; Ellena

1990 1-2 (T-5th)

Georgia 3, Mississippi State 0 (June 1, 1990 at Omaha, Neb.)		
Mississippi State	000 000 000	- 0 4 3
Georgia	001 010 010	- 3 5 1

Pitchers: MSU - Reed; Robinson. UGA - Fleming; Childers. Win-Fleming (12-5) Loss-Reed (15-3) T-2:07 A-12,732 HR UGA - Cooper

Mississippi State 15, Georgia Southern 1 (June 3, 1990 at Omaha, Neb.)		
Mississippi State	(11)000 002 020	- 15 16 1
Georgia Southern	0 10 000 000	- 1 6 3

Pitchers: MSU - Jobs; Henderson; Daniel; Harden; Robinson; Polk. GSU - Bouma; Ryder; Berkner; Masi; Fitzpatrick; Holder. Win-Jobs (8-5) Loss-Bouma (10-3) T-2:35 A-8,000 HR MSU - Robinson

Stanford 6, Mississippi State 1 (June 5, 1990 at Omaha, Neb.)		
Stanford	001 100 301	- 6 11 1
Mississippi State	001 000 000	- 1 9 3

Pitchers: Stanford - Reid; Weiss; Tallman. MSU - Reed; Harden; Robinson. Win-Reid (7-1) Loss-Reed (15-4) T-2:47 A-6,000 HR STAN - Turner HR MSU - S. Mitchell

1997 1-2 (T-5th)

Alabama 3, Mississippi State 2 (May 31, 1997 at Omaha, Neb.)		
Mississippi State	000 010 001	- 2 7 0
Alabama	000 020 001	- 3 11 1

Pitchers: MSU - DuBose; Patton. UA - Henderson; Kingrey; Frick. Win-Kingrey (9-1) Loss-DuBose (9-4) T-2:37 A-22,640

Mississippi State 7, UCLA 5 (June 2, 1997 at Omaha, Neb.)		
UCLA	002 100 101	- 5 10 3
Mississippi State	020 001 400	- 7 10 2

Pitchers: UCLA - Zamora; Klein; Henkel; Cloud; Green. MSU - Reinike; H. Thoms; Patton. Win-H. Thoms (5-0) Loss-Henkel (3-3) T-3:36 A-20,016 HR UCLA - Glaus

Alabama 9, Mississippi State 5 (June 3, 1997 at Omaha, Neb.)		
Mississippi State	000 100 301	- 5 12 3
Alabama	000 040 050	- 9 13 0

Pitchers: MSU - Dilgard; Johnson; Ginter; Patton. UA - Daniel; Kingrey; Frick. Win-Kingrey (10-1) Loss-Johnson (5-4) T-2:35 A-20,991 HR MSU - Piatt HR UA - Phillips; Peer

1998 1-2 (T-5th)

Mississippi State 14, Florida 13 (May 30, 1998 at Omaha, Neb.)		
Mississippi State	050 500 004	- 14 14 3
Florida	030 103 015	- 13 13 0

Pitchers: MSU - Ginter; H. Thoms; Donovan; Polk; Reinike; Johnson; Patton; McGrath. UF - Wilkerson; Fogg; McClendon; Ross. Win-Ginter (6-4) Save-Johnson (10) Loss-Wilkerson (10-5) T-3:41 A-22,879 HR MSU - R. Thoms; Bryan; Patton HR UF - Ross; Dill

LSU 10, Mississippi State 8 (June 1, 1998 at Omaha, Neb.)		
Mississippi State	002 031 101	- 8 14 0
LSU	040 220 020	- 10 11 1

Pitchers: MSU - Jackson; Compton; Johnson; Patton. LSU - Keisler; Bowe; Thompson; Cresse. Win-Keisler (9-5) Save-Thompson (1) Loss-Jackson (10-3) T-3:05 A--HR MSU - Lee HR LSU - Higgins; Cresse; Earnhart; Davis; Barbier; Harris

Southern Cal 7, Mississippi State 1 (June 2, 1998 at Omaha, Neb.)		
Southern Cal	031 000 201	- 7 12 0
Mississippi State	000 000 010	- 1 5 2

Pitchers: USC - Currier; Weibling; Munson. Mississippi State - Freed; Reinike; H. Thoms; Polk; Donovan; Patton. Win-Currier (6-1) Loss-Freed (6-6) T-3:11 A-21,581 HR USC - Ticehurst, 2



2007 0-2 (T-5th)

North Carolina 5, Mississippi State 5 (June 15, 2007 at Omaha, Neb.)

Mississippi State	040 000 100 - 5 12 2
North Carolina	000 206 01X - 8 12 0

Pitchers: UNC - Woodard; Warren; Wooten; Carignan MSU - Pigott; Lator; Bowen Win-Warren (11-0) Loss-Pigott (7-7) Save-Carignan (16) T-2:52 A-23,568 HR MSU - Moreland (10)

Louisville 12, Mississippi State 4 (June 17, 2007 at Omaha, Neb.)

Louisville	212 300 301 - 12 18 1
Mississippi State	000 003 100 - 4 10 1

Pitchers: UL - Marks; Hollander; Meade MSU - Crosswhite; Houston; Whitney; Weatherford, Johnson Win-Marks (9-2) Loss-Crosswhite (8-5) T-3:18 A-18,187 HR UL - Johnson (16); Burton (8); Dominguez 2 (15) HR MSU - Turner (3)

2013 3-2 (2nd - FINALIST)

Mississippi State 5, Oregon State 4 (June 15, 2013 at Omaha, Neb.)

Mississippi State	030 000 020 - 5 8 2
Oregon State	200 110 000 - 4 10 1

Pitchers: MSU - Graveman; R Mitchell; Holder OSU - Moore; Boyd; Schultz; Win-R Mitchell (13-0) Loss-Boyd (10-4) T-3:10 A-24,473

Mississippi State 5, Indiana 4 (June 17, 2013 at Omaha, Neb.)

Mississippi State	100 001 030 - 1 8 1
Indiana	012 000 001 - 4 11 0

Pitchers: MSU - Fitts; Girodo; Holder IU - Coursen-Carr; Halstead; Korte; Effross Win-Girodo (9-1) Loss-Halstead (4-5) T-3:24 A-25,260

Mississippi State 4, Oregon State 1 (June 21, 2013 at Omaha, Neb.)

Oregon State	000 001 000 - 5 8 2
Mississippi State	000 130 00X - 4 10 1

Pitchers: OSU - Graveman; R Mitchell; Holder OSU - Moore; Fry Win-Graveman (8-5) Loss-Moore (14-2) T-2:32 A-18,868 HR MSU - Renfroe (16)

***** CHAMPIONSHIP SERIES *****

UCLA 3, Mississippi State 1 (June 24, 2013 at Omaha, Neb.)

UCLA	100 200 000 - 3 6 1
Mississippi State	000 100 000 - 1 6 1

Pitchers: UCLA - Plutko; Kaprielian; Weiss; Berg MSU - Fitts; Girodo Win-Plutko (10-3) Loss-Fitts (0-1) T-3:34 A-25,690

UCLA 8, Mississippi State 0 (June 25, 2013 at Omaha, Neb.)

Mississippi State	000 000 000 - 0 5 3
UCLA	102 201 02X - 8 12 1

Pitchers: UCLA - Vander Tuig; Berg MSU - Pollorena; Mitchell; Bracewell; Holder; Cox Win-Vander Tuig (14-4) Loss-Pollorena (6-4) T-3:20 A-27,127



ONE OF FIVE TEAMS
IN NCAA HISTORY
AND THE ONLY SEC
PROGRAM TO PLAY IN
THE NCAA COLLEGE
WORLD SERIES IN
FIVE-STRAIGHT
DECADES





THE SOUTHEASTERN CONFERENCE



The Southeastern Conference, with its storied 83-year history of athletic achievements and academic excellence, has built perhaps the greatest tradition of intercollegiate competition in baseball of any league in the country since its inception in 1933.

An SEC squad has now appeared in the College World Series 31 of the last 32 years, including appearances by 15 teams in the last six years. Seven SEC teams were selected for NCAA Regional play with five advancing to NCAA Super Regionals.

The SEC has sent 55 teams to the College World Series since 1990. That was accomplished despite no SEC teams making the field in 1992. LSU has been to Omaha 14 times, Florida has now been 10 times Mississippi State nine times South Carolina six times, Georgia five times and Arkansas four times, while Alabama, Tennessee and Vanderbilt have been three times each. Auburn has been twice. SEC teams are 113-97 in Omaha since 1990, a 53.8 winning percentage.

SEC teams have won 10 of the last 27 national championships, with LSU winning six (1991, 1993, 1996, 1997, 2000, 2009), South Carolina winning two (2010, 2011), Vanderbilt taking home the title in 2014 and Georgia claiming the 1990 title. The SEC has finished runner up nine times in that span, 1997, 2002, 2005, 2008, 2011, 2012, 2013, 2014 and 2015.

The SEC has averaged nearly eight games played per year in the College World Series since 1990. In 2015, an SEC team played in each of the 16 games of the CWS. In 2004, 12 of the 15 games played in Omaha involved a SEC team. In 1997, the SEC had a team in 13 of the 14 games played in the CWS.

Since 1990, an SEC team has played in 187 of the 393 games.

The SEC has played 55 games in the "Final Four" of the College World Series since 1990. Only six times, 1992, 1994, 2003, 2006, 2007 and 2016 has the SEC failed to get a team to the "Final Four" of the CWS.

Total attendance for the 2016 SEC Tournament was 150,064, which broke the previous record by nearly 17,000. Two of the two-five highest attendance marks for a single session were set in 2016. The event has become the Birmingham metro's highest attended sporting event annually, second in the state only to NASCAR races at Talladega. Birmingham Magazine named it the top sporting event annually in the Birmingham area. The entire SEC Baseball Tournament was broadcast live on national television for the second consecutive year.

ABOUT THE SEC

Mississippi State University is a charter member of the Southeastern Conference, a pioneer in the integration of higher education and athletic competition and a national leader as intercollegiate athletics marches on into the 21st century.

With the addition of former Big 12 Conference members Missouri and Texas A&M in 2012-13, the Southeastern Conference, headquartered in Birmingham, Alabama, is comprised of 14 universities that span an 11-state region. It conducts championships in 11 women's and nine men's sports. The member schools are split into two divisions. Mississippi State is joined in the SEC West by Alabama, Arkansas, Auburn, LSU, Ole Miss and Texas A&M. The SEC East features Florida, Georgia, Kentucky, Missouri, South Carolina, Tennessee and Vanderbilt. All but Arkansas and South Carolina, who joined the league in 1991-92, and conference newcomers Missouri and Texas A&M, were among 13 charter members of the SEC.



SEC BASEBALL ON TV

The Southeastern Conference and ESPN have signed a 20-year agreement through 2034 to create and operate a multiplatform network which launched August 14, 2014. The new network and its accompanying digital platform carry SEC content 24/7 including more than 1,000 events a year.

Programming also includes in-depth commentary and analysis in studio shows, daily news and information, original content such as SEC Storied, spring football games, and more.

The SEC Network will swing into its third baseball season with 75 games slated to air on the network dedicated to Southeastern Conference sports, as part of the more than 98 planned across ESPN television networks (ESPN, ESPN2, ESPNU or SEC Network). The network will quadruple SEC baseball's coverage over 2014's nationally televised schedule.

In addition to those games, more than 365 matchups will be digitally exclusive SEC Network + events available on SECNetwork.com and WatchESPN. In total, more than 460 SEC baseball games will be available to fans this season.

The schedule is highlighted with at least 11 television appearances by MSU, and a special night of Bases Loaded Coverage on Friday, March 17, whipping around between games on the opening night of SEC play.

The SEC Network and ESPN2 will conclude the regular season with comprehensive coverage of the SEC Baseball Tournament, marking the second straight season the entire tournament has aired on national television.



SEC TOURNAMENT

The SEC conducts a postseason tournament at the end of its 10-weekend, 30-game league schedule. The winner receives the league's automatic qualifying bid for the NCAA baseball tournament.

The SEC tournament field expanded from eight to 10 teams in 2012 and to 12 teams in 2013. The teams with the 12 highest conference winning percentages qualify for the double-elimination SEC tournament, with the top four teams receiving opening round tournament byes in the double-bracket event. The winners of each bracket meet May 29 in a nationally-televised championship game.

The 2017 SEC Tournament (May 23-28) will be the league's 41th dating back to 1977. And for the 22nd time overall and the 20th consecutive year, the event will be staged in Hoover, Alabama, at the Hoover Metropolitan Stadium, once the 10,800-seat home of the Class AA Southern League's Birmingham Barons (Chicago White Sox). The facility can accommodate crowds of up to 10,800.

Mississippi State claimed its seventh SEC Baseball Tournament title (second-most in the SEC) in May 2012. With the Bulldogs playing in six games, the tournament drew a then-record 129,112 fans in 2012, averaging crowds of 7,595. State's six games in Hoover averaged 8,357 fans, including an MSU-dominated 12,526 in the championship game against Vanderbilt.



DR. MARK KEENUM

Mississippi State University President
January 2009-Present



Dr. Mark Everett Keenum became Mississippi State's 19th president Jan. 5, 2009, following a distinguished public service career.

In his eighth year of tenure, Dr. Keenum has guided Mississippi State to unprecedented heights. The university has experienced record enrollment growth to more than 21,000 students and a freshman class for fall 2016 of over 3,600. Mississippi State has awarded more than 4,000 degrees at all levels for five straight years.

The campus has expanded and improved on Keenum's watch. Chief among those projects has been The Mill at MSU – a modern conference center housed in the former Cooley Building. Construction of a new classroom building with built-in parking and two new residence halls including Nusz Hall (which will house the G.V. "Sonny" Montgomery Center for America's Veterans), and a fourth-floor expansion to Mitchell Memorial Library to house the Ulysses S. Grant Presidential Library. New projects launching over the next two years includes a new Department of Music building and the completion of an Animal and Dairy Science/Poultry Science complex for the Division of Agriculture, Forestry and Veterinary Medicine.

Fundraising has reached all-time record levels. MSU's current Infinite Impact capital campaign reached its \$600 million goal this year, three years ahead of schedule. Due to that unprecedented success, the university announced a new private endowment goal—\$1 billion by 2020—the largest campaign goal ever for an educational institution in Mississippi. During his tenure, Dr. Keenum has been instrumental in expanding the MSU Promise Program, which provides need-based scholarship assistance to Mississippi students whose families have limited financial means.

Mississippi State is ranked by the National Science Foundation as a "Top 100" research institution. The most recent research success has been MSU's designation as the Federal Aviation Administration's National Center of Excellence for Unmanned Aircraft Systems and Boeing's decision to locate a composite research center at MSU's Raspet Flight Research Laboratory.

Dr. Keenum travels frequently to Washington, D.C., meeting with Congressional leaders and federal agency heads to pursue research opportunities and broaden the university's influence on the national level. He has also worked closely with state leaders in support of higher education in Mississippi.

Keenum serves as chairman of the Southern Association of Colleges and Schools' Commission on Colleges' Executive Council. SACS-COC is the recognized regional accrediting body in the 11 U.S. Southern states (Alabama, Florida, Georgia, Kentucky, Louisiana, Mississippi, North Carolina, South Carolina, Tennessee, Texas and Virginia) and in Latin America for those institutions of higher education that award associate, baccalaureate, master's or doctoral degrees.

In 2016, Keenum was elected president of the Southeastern Conference where he is a member of the SEC Executive Committee and continues to serve on the SEC's Content Committee that oversees the SEC Network. He also represents the SEC as a member of the College Football Playoff's (CFP) Board of Managers.

A graduate of Mississippi State with degrees in agricultural economics, Keenum's interest in international food security has strengthened the university's contributions to global economic sustainability. In 2014, he was appointed vice chairman of the Foundation for Food and Agricultural Research by U.S. Secretary of Agriculture Thomas J. Vilsack. That same year along with other university presidents, he signed the Presidents' Commitment to Food and Nutrition Security at the United Nations in New York City. This marks the first time universities around the world began to share a collective focus on ending food insecurity.

Dr. Keenum began his career at MSU as a faculty member

with the Extension Service and the Department of Agricultural Economics. He went on to serve as chief of staff to U.S. Senator Thad Cochran in Washington, D.C., and was Under Secretary of the U.S. Department of Agriculture prior to returning home to Mississippi State.

He graduated from Corinth (MS) High School and earned an associate of arts degree from Northeast Mississippi Community College in Booneville and was a member of the Northeast Tigers football team.

Dr. Keenum is married to the former Rhonda Newman of Booneville, also an MSU graduate. They have four children: Rett, Mary Phillips, Katie and Torie.

Professional Experience

2009-	University President - Mississippi State University
2006-2008	U.S. Under Secretary Farm and Foreign Agricultural Services - Washington, D.C.
1997-2006	Adjunct Professor Department of Agricultural Economics - MSU
1996-2006	Chief of Staff Senator Thad Cochran - Washington, D.C.
1989-1996	Legislative Assistant - Agricultural and Natural Resources Senator Thad Cochran - Washington, D.C.
1987-1988	Assistant Professor/Economist Department of Agricultural Economics - Mississippi State University
1988	Ph.D. in Agricultural Economics - Mississippi State University
1986	Research Associate Mississippi Agricultural & Forestry Experiment Station - Mississippi State
1984	Marketing Specialist Mississippi Cooperative Extension Service - Mississippi State University
1983-84	M.A. Degree in Agricultural Economics Mississippi State University
1983-84	Teaching/Research Assistant Department of Agricultural Economics - Mississippi State University

Personal Information

Birthplace: Starkville, Miss.

Hometown: Corinth, Miss.

Family: Wife Rhonda; son Rett and daughters Torie, Katie and Mary Phillips





MSU DIRECTOR OF ATHLETICS



JOHN COHEN

Mississippi State University Director of Athletics
November 2016-Present



John Cohen was named Mississippi State University's 17th director of athletics, MSU President Mark E. Keenum announced November 4, 2016.

The former MSU head baseball coach and two-time Southeastern Conference Coach of the Year replaces Scott Stricklin, who was named athletic director at the University of Florida in September.

"I love Mississippi State University," Cohen said. "As a student, later as a coach, and now with this fantastic opportunity to lead MSU's athletics program, this was always where I wanted to be. I am profoundly grateful for the chance to lead the totality of MSU athletics as I have tried to lead MSU's baseball program – in daily and dogged pursuit of championships at the highest level."

Cohen, 50, has spent over two decades coaching college baseball and has been the head baseball coach at MSU since 2009. In July, he was given the title of Associate Athletic Director, broadening his role in the MSU Athletic Department. Cohen's promotion to athletic director comes after a national search by the university.

Cohen takes over an athletic department that has recently achieved new heights in athletic, academic, facility and fundraising accomplishments. As athletic director, Cohen is charged with providing leadership, management and administration for the university's athletic programs. He will report to the university president.

A Tuscaloosa, Ala., native and MSU alumnus, Cohen was a head coach in the SEC for 12 years. His teams have been successful both on the field and in the classroom. At MSU, he has led the Bulldogs to a College World Series finals appearance, an SEC regular season championship and an SEC Tournament championship. Since 2009, MSU baseball has had 133 players selected to the SEC Academic Honor Roll, including three straight SEC Scholar Athlete of the Year winners from 2013-15.

"I'm fortunate to know our MSU coaches as friends and colleagues, and to know many of our athletes in all sports," Cohen said. "While baseball has been a huge part of my life, my passion for seeing MSU athletics thrive and win extends to all sports. As associate director of athletics, I've been a significant part of planning the future of MSU Athletics and I believe I can hit the ground running in advancing that agenda. I'm grateful to Dr. Keenum and the Bulldog stakeholders who advised him for allowing me to embrace these new and critical responsibilities."

As a baseball player at MSU, Cohen was a key player on the Bulldogs' 1989 SEC championship team and 1990 College World Series team. He graduated from MSU with a degree in English in 1990 and received a master's degree in sports management from the University of Missouri in 1994.

After a six-year stint with Missouri as a graduate assistant and assistant coach, Cohen was the head coach at Northwestern State University from 1998-2001. Cohen spent two seasons as an assistant baseball coach at the University of Florida before becoming the head coach at the University of Kentucky in 2004, a position he held for five seasons before returning to his alma mater.

While winning 284 games as a head coach at MSU, Cohen demonstrated the ability to develop players and coaches.

During his tenure, 135 MSU baseball players were selected in the Major League Baseball Draft. Two of his assistant coaches at MSU went on to head coaching positions at SEC programs.

Cohen has also worked closely with athletic department personnel to promote all facets of the baseball program and raise money for a new state-of-the-art stadium. Eight of the university's top 10 all-time marks in baseball season ticket sales have come during Cohen's tenure, including a school record of 5,874 in 2014.

He has been a staunch of supporter of MSU's men's and women's athletic programs and has been a valuable resource for the entire athletic department during his time at MSU.

A day after his hiring, Cohen immediately made a splash with the announcement of Andy Cannizaro as MSU's new baseball coach on November 5, 2016. Cannizaro, a former Major Leaguer and one of the rising coaching stars, has excelled in identifying talent at every stop of his career, including six years as a scout for the New York Yankees and two years as a Southeastern Conference assistant coach.

Cohen and his wife, Nelle, are active members of the Starkville community. The couple has two daughters, Jordan Baker and Avery Lawson.

Professional Experience

Nov. 2016 -	Director of Athletics - Mississippi State University
2016	Associate Athletic Director - MSU
2009-16	Head Coach - MSU
2004-08	Head Coach - Kentucky
2002-03	Assistant Coach - Florida
1998-2001	Head Coach - Northwestern State
1995-97	Assistant Coach - Missouri
1992-94	Graduate Assistant - Missouri

Personal Information

Birthdate: Sept. 21, 1966
 Hometown: Tuscaloosa, Alabama
 Wife: Nelle Cohen
 Children: Jordan Baker and Avery Lawson





The 2017 season marks the 51st season of baseball at the current site of Mississippi State baseball's on-campus home field, Dudy Noble Field. The Diamond Dawgs have played 1,513 games at the venue, prevailing in more than 72 percent of its battles.

On April 12, 2014, Mississippi State broke their own NCAA on-campus attendance record as 15,586 Bulldog fans attended a 6-5 victory against in-state rival Ole Miss. Trailing 5-2 in the bottom of the 10th, catcher Gavin Collins ripped an RBI walkoff single to cap a monster four-run 10th inning. A total of 39,181 fans attended the three-game series April 11-13, marking a new NCAA on-campus attendance record for a three-game series. MSU came close to that record on April 16, 2016, hosting a crowd of 15,078 that saw the Diamond Dawgs take on Texas A&M.

Over the past five decades, the facility evolved into the nation's largest campus facility for college baseball and what many have regarded at one time as the sport's finest all-around baseball complex.

MSU has eclipsed the 200,000 mark in paid attendance at Dudy Noble Field in five straight years for the first time in its 126-year history, including a school-record 302,558 in 2016 and a school-best average of 8,127 in 2014. In 2013, the Diamond Dawgs' fifth millionth fan walked through the turnstiles at Dudy Noble Field. Since home attendance figures were charted starting in 1976, the "Carnegie Hall of College Baseball" has seen 5,838,507 fans rush through the gates.

The field is named in honor of longtime MSU baseball coach, athletics director and ABCA Hall of Famer Clarke Randolph "Dudy" Noble. On April 27, 1998 the facility was renamed Dudy Noble Field, Polk-DeMent Stadium, honoring another ABCA Hall of Famer, former Bulldog skipper Ron Polk and the late Gordon DeMent, a successful businessman and longtime fan of the Diamond Dawgs from Indianola, Mississippi.

Dudy Noble Field, the home to seven Southeastern Conference championship teams, has five times hosted crowds in excess of 14,000. State has hosted crowds of 10,000 or better times, including 2007 NCAA Super Regional-record draws of 13,715 and 12,620 for nationally-televised late morning games against Clemson. MSU has hosted three NCAA District III Tournaments (1973-1975), five SEC tournaments (1979, 1981, 1983, 1988 and 1995), 13 NCAA Regional tournaments (1979, 1984, 1985, 1987, 1988, 1989, 1990, 1992, 1997, 2000, 2003, 2013 and 2016) and a pair of NCAA Super Regionals (2007 and 2016).

From 1929 until 1964, Mississippi State hosted its baseball games at the original on-campus site for Dudy Noble Field several hundred yards to the south of Davis Wade Stadium at

Scott Field, State's football stadium. The baseball field was closed following the 1964 season to make way for the construction of Dorman Hall. And for the next two seasons, while the "new" Dudy Noble Field was being built, the Diamond Dawgs played their home games in Columbus, Mississippi, at Red-bird Park, capturing SEC titles both seasons at their temporary home. Meanwhile, the tin-roofed grandstand and 2,000-seat bleachers at the old field were moved to the stadium's present site, which became playable for the 1967 season.

Facility enhancements have followed a steady pace over the years ever since.

In 1971, thanks to the generosity of the late E.B. "Dutch" McCool, a former MSU baseball player and one of the founding fathers of Holiday Inn, Inc., MSU took the lead in the Southeastern Conference with the installation of a lighting system. The advent of night baseball in Starkville helped build a solid fan base. Drainage and irrigation systems and an expanded scoreboard with an animation-equipped message center, new batting ranges and an infield tarp became the stadium's next improvements.

Mississippi State hosted its first SEC Baseball Tournament and NCAA Regional in 1979, winning both and setting attendance marks while opening eyes along the way.

The crowds mushroomed further in the 1980s as future Major League stars Jeff Brantley, Will Clark, Rafael Palmeiro and Bobby Thigpen helped the 1985 Bulldogs win the SEC championship, host and win another regional championship and earn MSU's highest national finish, a tie for third place at the NCAA College World Series.

It became apparent that support for baseball at State had easily out-grown its cozy Dudy Noble Field facility. Two years after that magical '85 season Mississippi State unveiled a dramatic advancement for its baseball facilities — an impressive \$3.5 million project that would give MSU the biggest baseball stadium in the league.

The new facility at Dudy Noble Field, built in less than nine months, featured an impressive concrete grandstand structure with 3,700 maroon theater-style seats, a spacious elevated press box, restrooms, ticket, souvenir and concession-vending facilities. The team clubhouse featured a spacious 40-locker dressing room and team area. A pair of 1,500-seat bleachers that once overlooked the end zones at Scott Field, the home of MSU's football Bulldogs, were refurbished and installed along the foul lines, raising seating capacity at Dudy Noble Field to 6,700. The facility was later chosen by Sports Illustrated as the best place to watch college baseball, and it helped ignite a drive to update baseball facilities throughout the SEC and beyond.



DUDY NOBLE FIELD

The expanded capacity at the stadium also triggered an increase in MSU's annual baseball season ticket base to more than 5,600, virtually assuring Mississippi State's place among national leaders in college baseball attendance every year.

A second permanent concession stand was added in 1989, and a year later, the cinder warning track at the outfield fence was extended to completely encircle the playing field. That project, along with the installation of a six-foot high padded outfield fence, was made possible by a donation by former MSU All-American and Major League standout Will Clark.

Best-selling author, MSU alumnus and avid MSU baseball fan John Grisham donated funding in 1993 for an indoor batting range under the first base grandstand, and in August 1998 construction got under way on an ambitious project that added 18 sky suites and more than 600 additional chairback seats in the grandstand. When it was completed during the 2000 season, permanent seating capacity at Dudy Noble Field had eclipsed the 7,000 mark.

The aura of Mississippi State baseball at Dudy Noble Field is certainly not confined to the loyal legions in the impressive grandstand, pro-style luxury sky suites and bleachers.

In fact, some of the more highly-prized seats at Bulldog Baseball games are found beyond the outfield fence in the "Left Field Lounge™". Waiting lists greet those seeking to purchase one of nearly 75 renewable season parking passes for an assigned position in one of three rows beyond the outfield fence. There, a colorful assortment of pickup trucks, motor homes, and trailers — most equipped with barbecue grills — line the outfield fence, completing a circle of humanity at Dudy Noble Field.

What began in the late 1960s as a popular gathering spot for baseball-loving MSU students now forms college baseball's largest tailgate party. A 10-foot wide boardwalk has since been added to the area between the outfield fence and the first row of outfield terrace parking.

Not surprisingly MSU ranks each year among the nation's leaders in attendance. Single-game paid attendance totals have reached the five-digit mark 36 times, and each year Dudy Noble Field routinely hosts games with the Southeastern Conference's largest actual attendance. SEC weekend games typically draw the largest crowds, giving rise to huge weekend gatherings in the spring. Nine of the last 11 three-game Super Bulldog Weekend series have drawn more than 25,000.

Still, the improvements continue at Dudy Noble Field. Prior to the start of the 2003 season 46-foot "major league" foul poles were added, and a year later a new state-of-the-art scoreboard/message center, courtesy of the Henry Mize Foundation, was installed along with new fencing and gates surrounding the main grandstand.

The landscape surrounding Dudy Noble Field took on an even more impressive look in 2005 with the completion of the Palmeiro Center, a massive 68,000-square foot climate-controlled turfed indoor practice facility located adjacent to Dudy Noble Field. The spacious facility, made possible by a generous lead gift from former MSU great Rafael Palmeiro and his wife Lynne, features a regulation infield practice area, additional training area and three retractable batting cages.

Nestled between the Palmeiro Center and Dudy Noble Field is the baseball coaches office complex, also completed in 2005. The complex, which also houses a baseball heritage room, was made possible by contributions from former Bulldog players Jeff Brantley, Will Clark, Eric DuBose, Paul Maholm, Jay Powell and Bobby Thigpen and former MSU manager James "Bo" McKinnis.

Mississippi State's baseball complex received a boost with the addition of the Bryce Griffis Boardroom, a \$1.5 million, meeting/banquet hall extension on the south end of the Palmeiro Center. The facility features banquet seating for approximately 350.

Facility upgrades totaling more than \$2 million in the past four years include an expanded state-of-the-art high definition video board, the addition of a new drainage and irrigation system along with a new carpet of natural sod and infield dirt, and expanded dugouts. Even the grandstand got a little more grand with a resurfacing and repainting project topped by all-new cupholder-equipped maroon chairback seats and the installation of a new sound system. Prior to the start of the 2012 campaign work was completed on the installation of a new sound system, a 36,000-watt amplification system evenly distributing sound on a 78-speaker system throughout the stadium.

The 2017 season will see a new state-of-the-art video board that spans over 43 feet high and 60 feet wide, making it the largest such board in college baseball and larger than than boards owned by three Major League Baseball teams.

These latest facility enhancements continue an on-going Mississippi State campaign to maintain the outstanding reputation of Dudy Noble Field.

DUDY NOBLE QUICK FACTS

SEATING: 7,200 (4,660 chairback seats; 2,700 bleacher seats)

LARGEST CROWD: *15,586 (April 12, 2014 vs. Ole Miss)
* NCAA on-campus attendance record

DIMENSIONS: LF: 330, LC: 376, CF: 390, RC: 374, RF: 326

VIDEO BOARD: 43.2 feet high, 60 feet wide; largest video board in college baseball; larger than three Major League Baseball boards (Baltimore, Colorado and Tampa Bay)

PRIMARY BATTER'S EYE: 20 feet high, 44 feet wide

OUTFIELD FENCE: Padded six-foot chain link fence

WARNING TRACK: 15-foot wide track (crushed brick)

FOUL POLES: 46 feet tall

PLAYING SURFACE: Tifton 419 Hybrid Bermuda Grass

MSU RECORD AT CURRENT DNF SITE: 1,101-411-2

MSU GAMES PLAYED AT DNF: 1,513

FIRST GAME: MSU 5, Illinois Wesleyan 3 (4/3/67)

SEC TOURNAMENTS: 5

NCAA TOURNAMENTS: 18 (3 NCAA District III Playoffs, 13 NCAA Regionals and 2 NCAA Super Regionals)



DUDY NOBLE FIELD



YEAR-BY-YEAR

YEAR	W-L	PCT.	DATES	ATT.	AVG.
1967	9-4	.692	---	---	---
1968	8-10	.444	---	---	---
1969	13-4	.765	---	---	---
1970	18-2	.900	---	---	---
1971	21-4	.840	---	---	---
1972	17-7	.708	---	---	---
1973	13-8	.619	---	---	---
1974	9-5	.643	---	---	---
1975	14-12	.538	---	---	---
1976	23-8	.742	21	48,205	2,295
1977	25-2	.926	18	36,412	2,023
1978	18-6	.750	19	47,038	2,476
1979	33-2	.943	31	78,135	2,520
1980	17-10	.630	22	29,039	1,320
1981	21-5	.808	22	74,332	3,379
1982	17-7	.708	20	44,147	2,207
1983	20-6	.769	22	54,017	2,455
1984	26-4	.867	25	78,841	3,154
1985	25-3	.893	24	95,604	*3,984
1986	23-11	.676	29	55,149	1,902
1987	25-9	.735	29	102,542	*3,536
1988	31-10	.756	37	134,448	*3,634
1989	32-5	.865	32	143,241	*4,476
1990	29-9	.763	31	119,312	3,849
1991	23-8	.742	25	67,947	2,718
1992	27-10	.730	33	109,067	3,305
1993	23-6	.793	25	123,061	*4,922
1994	18- 15	.545	33	128,986	4,161
1995	24-11	.686	33	132,105	4,003
1996	24-6	.800	30	118,250	3,942
1997	28-9	.757	33	161,034	4,880
1998	23-8	.742	30	116,963	3,899
1999	26-7	.788	33	151,941	4,604
2000	27-4	.871	29	174,592	6,020
2001	21-13	.618	31	150,435	4,853
2002	22-10-1	.682	31	201,523	6,501
2003	27-10-1	.724	36	233,015	6,472
2004	20-14	.588	33	211,137	6,398
2005	27-7	.794	33	208,765	6,326
2006	24-7	.774	28	193,703	6,917
2007	24-8	.750	32	222,072	6,939
2008	16- 15	.516	29	182,986	6,309
2009	18-11	.621	25	157,530	6,301
2010	19-14	.576	32	194,094	6,065
2011	22-12	.647	31	189,218	6,103
2012	28-8	.778	33	202,340	6,131
2013	33-8	.805	37	281,840	7,617
2014	22-12	.647	31	251,965	8,127
2015	21-14	.600	31	230,918	7,448
2016	27-11	.710	38	302,558	7,962
TOTAL	1,101-411-2	.727	1,197	5,838,507	4,877

* Led nation in average home attendance

^ Includes data beginning with the 1976 season

Paid attendance totals used since 1993

Playing before an NCAA on-campus attendance record crowd of 15,586, Mississippi State scored four runs in the bottom of the 10th inning to knock off arch-rival Ole Miss, 6-5. The Super Bulldog Weekend series drew 39,181 fans to Dudy Noble Field, marketing the largest on-campus three-game series attendance in college baseball history.

CROWDS OF 10,000+ (44)

ATTENDANCE	OPPONENT	DATE
1. 15,586*	Ole Miss	April 12, 2014
2. 15,078	Texas A&M	April 16, 2016
3. 14,991	Florida	April 22, 1989
4. 14,562	Auburn	April 20, 2013
5. 14,378	LSU	April 16, 1988
6. 13,761	Arkansas	April 25, 1992
7. 13,715#	Clemson	June 9, 2007
8. 13,617	Georgia	April 8, 2006
9. 13,452#	Arizona	June 11, 2016
10. 13,224	Ole Miss	April 11, 2014
11. 13,123	Ole Miss	April 15, 2000
12. 13,004	Florida	April 18, 2015
13. 12,913#	Arizona	June 10, 2016
14. 12,708	Auburn	April 24, 1993
15. 12,620#	Clemson	June 8, 2007
16. 12,360	Georgia	April 6, 2002
17. 11,763	Auburn	April 12, 2003
18. 11,515	Ole Miss	April 2, 2016
19. 11,496#	Florida State	May 27, 1990
20. 11,201	Florida	April 8, 2011
21. 11,174	Florida	April 13, 1991
22. 11,127#	South Alabama	May 26, 2000
23. 11,124#	South Alabama	June 1, 2013
24. 11,102#	Central Arkansas	May 31, 2013
25. 11,089	Tennessee	April 17, 2010
26. 10,958	Auburn	April 9, 2005
27. 10,832#	Notre Dame	May 28, 2000
28. 10,688#	Washington	May 25, 1997
29. 10,656#	Cal State Fullerton	June 4, 2016
30. 10,619	Florida	April 17, 2004
31. 10,588#	North Carolina	May 28, 1989
32. 10,555	Kentucky	April 18, 2009
33. 10,382	Florida	April 25, 1987
34. 10,371	Ole Miss	April 13, 2014
35. 10,351	Tennessee	April 21, 2012
36. 10,324	Kentucky	March 31, 2007
37. 10,284#	Middle Tennessee St.	May 30, 2003
38. 10,226#	Central Arkansas	June 3, 2013
39. 10,164	Ole Miss	April 3, 2016
40. 10,152	Ole Miss	April 1, 2016
41. 10,143	Auburn	April 19, 2013
42. 10,064	Vanderbilt	March 22, 2014
43. 10,050	Alabama	April 10, 1999
44. 10,032	Texas A&M	April 15, 2016


* NCAA On-Campus Attendance Record

NCAA Regional/NCAA Super Regional

NOTE: The Top-13 crowds in Dudy Noble Field history are also the Top-13 on-campus crowds in NCAA history.



THE NEW DUDY NOBLE FIELD



Mississippi State Athletics unveiled the Dudy Noble Field Master Plan on Aug. 12, 2014, an ambitious \$40 million facility project that aims to remake the Bulldogs' home ballpark into the finest in college baseball.

The Jackson, Mississippi, design team of Wier Boerner Allin Architecture and national baseball stadium experts Populous, in consultation with MSU alum Janet Marie Smith, has produced the proposed Dudy Noble Field Master Plan concept. Populous has designed 20 of Major League Baseball's current 30 ballparks, in addition to TD Ameritrade Park Omaha, home of the NCAA Men's College World Series.

The Dudy Noble Field Master Plan calls for a new double-tiered grandstand with chairback seating, an elevated concourse that encircles the playing field and allows a constant view of the game action, welcoming entry plazas, spacious restrooms, concessions, a kids' play area, berm seating, upgraded field lighting, HD video board, digital ribbon signage, team areas (clubhouse, training room, equipment room and dramatically improved aesthetics.

"This is a monumental day for our baseball program, and something every Bulldog player and fan deserves," said MSU head baseball coach John Cohen. "As a former player, I know the greatest fans in college baseball will take action to ensure our players and coaching staff have the necessary amenities and resources to recruit and compete at the highest level."

The timetable for the project is based on the Bulldog Club reaching its \$20 million private fundraising goal. Fundraising efforts are currently underway and fans can contribute now to the stadium project at MSUBulldogClub.com or by calling 662-325-3074.

Several premium seating opportunities will be available. The new stadium will feature approximately 50 skyboxes (25 in the main grandstand, 25 in the outfield) and club and lodge seating. The outfield suites will feature two bedrooms, a bath, kitchen and living space and will be available for use year-round.

The Dudy Noble Field Master Plan will still showcase the unique and timeless features of the previous ballpark, including the Left Field Lounge™. The outfield 'spots' will be built permanently into place. Each of the spots will be customized to retain the traditional look of the Left Field Lounge™ but with access to added amenities such as electricity, storage and a common concourse connecting the entire outfield facility to the rest of

the stadium. New restroom and concession areas will also be located in the renovated outfield area.

Capacity is planned to allow MSU to continue to host the largest crowds in college baseball. The new grandstand will hold more fans than the current grandstand, berm seating down each line will allow for greater general admission seating and the outfield should accommodate the same number of fans, if not more. Additionally, there will be excellent standing room views of the field surrounding the concourse that the current facility does not provide.

Mississippi State currently owns the top 10 on-campus crowds in NCAA baseball history. On April 12, 2014, Bulldog fans shattered the single-game NCAA on-campus attendance record as 15,586 fans witnessed a 6-5 MSU victory against in-state rival Ole Miss. In the spring of 2015, an average of 7,448 fans attended games. In all, more than five million fans have seen a game at the stadium affectionately nicknamed "The Dude."

ABOUT THE MSU BULLDOG CLUB

The Mississippi State University Bulldog Club is a 501(c)(3) non-profit organization that was established in 1974 as a funding resource for student-athlete scholarships and a means to build and upgrade athletic facilities. Donations to the Bulldog Club are used to provide MSU student-athletes with tuition, room and board, academic support and career development, athletic facilities maintenance and coaches and administrative support. The Bulldog Club has recently funded the expansion and renovation of Davis Wade Stadium. Since 2010, Bulldog fans have been incredibly generous, providing nearly \$80 million in capital gifts.