




2019 BASEBALL MEDIA GUIDE



LIEBELT
GILBERT
PLUMLEE
GORDON
MANGUM
MACNAMEE

MISSISSIPPI STATE



PROGRAM INFORMATION

TABLE OF CONTENTS

MEDIA & TEAM INFORMATION	1-5
Quick Facts	2
Roster	3
Media Information	5
Diamond Girls	5
COACHING & SUPPORT STAFF	6-14
Head Coach Chris Lemonis	6-7
Assistant Coach Jake Gautreau	8
Assistant Coach Scott Foxhall	9
Volunteer Assistant Coach/Camps Coordinator Kyle Cheesebrough	10
Support Staff	11-14
STUDENT-ATHLETE BIOS	15-47
Returning Bulldogs	15-39
Bulldog Newcomers	40-47
2017 SEASON IN REVIEW	48-55
Results	48
Statistics (Overall & SEC)	49-50
Mississippi State When...	51
Miscellaneous Hitting Stats & Streaks	51-52
SEC Review	53
National Review	54
Final Career Statistics	55
RECORDS	56-69
Offensive Records	56-57
Pitching Records	58-59
Defensive Records/Scoring Margin Records	60
Team Records	61
The Last Time...	62-63
Yearly Team Leaders	64-65
Yearly Individual Leaders (Offensive)	66-67
Yearly Individual Leaders (Pitching)	68-69
Yearly MVPs	69
HONORS & HISTORY	83-145
National Awards and Honors	70-72
<i>National Awards Winners, All-Americans, National Hall of Fame Honorees, USA Baseball</i>	
Southeastern Conference Awards and Honors	73-78
Mississippi Awards and Honors	79
All-Time Letterwinners	80-83
MAJOR LEAGUE BASEBALL	84-89
State to The Show	84-87
Major League Baseball Draft History	88-89
DUDY NOBLE FIELD	90-92
ALL-TIME RESULTS	93-123
All-Time Coaching Record/Final Rankings	93
Year-by-Year Records	94-95
Series Records	96
Season Results	97-120
Diamond Dawg Timeline	121-123
POSTSEASON HISTORY	124-132
SEC Postseason	124-124
NCAA Postseason	126-129
College World Series Line Scores	130-131
Five Decades of Omaha	132
THE SEC & MISSISSIPPI STATE UNIVERSITY	133-136
The Southeastern Conference	133
Mississippi State President Dr. Mark E. Keenum	134
Mississippi State Director of Athletics John Cohen	135
Mississippi State University	136

ATHLETIC COMMUNICATIONS STAFF DIRECTORY



Greg Campbell (Baseball - Primary)
Assistant Director
(814) 876-0824 • gcampbell@athletics.msstate.edu



Austin Coats (Baseball - Secondary)
Student Assistant
(979) 595-4041 • acoats@athletics.msstate.edu



Leah Beasley
Senior Associate AD/External Affairs
(662) 325-2277 • lbeasley@athletics.msstate.edu



Bill Martin (Football)
Associate AD/Communications
(662) 325-0967 • bmartin@athletics.msstate.edu



John R. Cade (Digital Media)
Assistant AD/Communications
(662) 325-0971 • jrcade@athletics.msstate.edu



Matt Dunaway (Men's Basketball)
Associate Director
(662) 325-3595 • mdunaway@athletics.msstate.edu



Brandon Langlois (Football)
Director of Photography
(662) 325-0093 • blanglois@athletics.msstate.edu



Taylor Shirey (Softball/Football)
Assistant Director
(662) 325-8040 • tshirey@athletics.msstate.edu



Brian Ogden (Women's Soccer/Women's Basketball/Track and Field)
Assistant Coordinator
(662) 325-0970 • bturnipseed@athletics.msstate.edu



Caleb Garner (Soccer/Men's Tennis)
Graduate Assistant
(662) 325-0540 • cgarner@athletics.msstate.edu



Mary Catherine Molay (Volleyball/Men's Basketball - Secondary)
Graduate Assistant
(662) 325-0540 • mcmolay@athletics.msstate.edu



Kelly Price
Director of Photography
(662) 325-6328 • kprice@athletics.msstate.edu



Aaron Cornia
Photographer
(662) 325-6328 • acornia@athletics.msstate.edu



Nicole Reighter
Videographer
(704) 770-1812 • nreighter@athletics.msstate.edu



QUICK FACTS

SCHOOL INFORMATION

Location (Enrollment)	Starkville, Mississippi (21,974)
Founded	1878
President	Dr. Mark E. Keenum
Faculty Representative	Dr. Steven Turner
Director of Athletics	John Cohen
Twitter	@JohnCohenAD
Affiliation	NCAA Division I
Conference	Southeastern - Western Division
Nickname	Bulldogs
Colors	Maroon and White
Athletic Department Phone	(662) 325-2532
Ticket Office Phone	(662) 325-2600

STADIUM INFORMATION

Name	Dudy Noble Field, Polk-DeMent Stadium
Capacity	15,000+
Field Dimensions	Left-330, Left Center-385, Center-400, Right Center-380, Right-305
Press Box Phone	(662) 325-3776

STAFF INFORMATION

Head Coach	Chris Lemonis (The Citadel, 1992)
Twitter	@lemo22
Record at MSU (Years)	First Season
Career Record (Years)	141-91-2
NCAA Appearances	3
Assistant Coach	Scott Foxhall (College of Charleston, 2004)
Years at MSU	Second Season
Twitter	@sfoxhall
Assistant Coach	Jake Gautreau (Tulane, 2011)
Years at MSU	First Season
Twitter	@JakeGautreau
Camps Coordinator	Kyle Cheesebrough (Louisville, 2010)
Years at MSU	First Season
Twitter	@k_cheesebrough
Strength Coach	Seth Deters (Springfield College, 2008)
Director of Player Development	Tyler Younger (Methodist, 2013)
Director of Operations	Roger Rodeheaver (Indiana, 2010)
Athletic Trainer	Jason Wire (St. Cloud State, 2006)
Student Managers	Austin Burt, Jared Chittom Bryce Deupree, James Loper, Josh Nichols, Gavin Schmidt

PROGRAM INFORMATION

MEDIA INFORMATION

Communications Contact	Greg Campbell
Twitter	@SID_Greg
Email	gcampbell@athletics.msstate.edu
Cell	(814) 876-0824
Office	(662) 325-0972
Fax	(662) 325-2563
Mailing Address	P.O. Box 5308 Mississippi State, MS 39762
Website	HailState.com/baseball
Baseball Twitter/Instagram/Facebook	@HailStateBB

2018 TEAM INFORMATION

Overall Record	39-29
Home	16-7
Road	10-17
Neutral-Site	13-5
SEC Record	15-15 (T-3rd in SEC West)
Postseason	8-5
SEC Tournament	0-1
NCAA Tallahassee Regional	4-1
NCAA Nashville Super Regional	2-1
College World Series	2-2
Lettermen Returning/Lost	18/11
Position Starters Returning/Lost	8/2
Pitchers Returning/Lost	5/7
Newcomers	17 (11 Freshmen, 6 Transfers)

PROGRAM INFORMATION

First Year of Baseball	1885 (129th season)
First Year in SEC	1933 (Charter member)
All-Time Record (Win %)	2,640-1,561-29 (.627)
All-Time SEC Record (Win %)	.938-812-3 (.536)
SEC Championships (Last)	11 (2016)
SEC Tournaments (Last)	32 (2018)
SEC Tournament Record (Win %)	65-52 (.556)
SEC Tournament Championships (Last)	7 (2012)
NCAA Tournaments (Last)	37 (2018)
NCAA Super Regionals (Last)	8 (2018)
College World Series (Last)	10 (2018)

The 2019 Mississippi State University Baseball Media Guide is a publication of the MSU Athletic Media Relations Office and was compiled by Greg Campbell. Special thanks to Austin Coats, Joe Dier, Megan Fisher, Ryan Moreland and Carmen Smith.

Photography by John Cade, Russ Houston, Craig Jackson and Kelly Donoho.

Cover design by MSU Director of Creative Services, Dan Brown.

Please email any corrections to gcampbell@athletics.msstate.edu.

PROGRAM INFORMATION



2019 ROSTER

No.	Name	Pos.	B/T	Ht.	Wt.	Yr.	Hometown (Previous School)
2	Gunner Halter	IF	R/R	6-3	180	Jr.	Overland Park, Kan./Blue Valley (Seminole State (Okla.) College)
3	JT Ginn	RHP/IF	R/R	6-2	192	Fr.	Brandon, Miss./Brandon
4	Rowdey Jordan	IF/OF	S/R	5-10	171	So.	Auburn, Ala./Auburn
5	Tanner Allen	IF/OF	L/R	5-11	184	So.	Theodore, Ala./UMS- Wright Prep
6	Brandon Smith	RHP/IF	R/R	6-3	180	Fr.	Richland, Miss./Richland
8	Dustin Skelton	C	R/R	6-0	202	Jr.	Olive Branch, Miss./Magnolia Heights School
10	Josh Hatcher	IF/OF	L/L	6-2	175	So.	Albany, Ga./Lee County
11	Jordan Westburg	IF	R/R	6-3	191	So.	New Braunfels, Texas/New Braunfels
12	Hayden Jones	C	L/R	6-0	185	Fr.	Huntertown, Ind./Carroll
13	Peyton Plumlee	RHP	R/R	6-3	201	Sr.	Olive Branch, Miss./Lewisburg (Northwest Mississippi C.C.)
14	Riley Self	RHP	R/R	6-4	241	Jr.	Coldwater, Miss./Magnolia Heights School
15	Jake Mangum	OF	S/L	6-1	179	Sr.	Pearl, Miss./Jackson Prep
16	Jack Eagan	LHP	L/L	6-3	235	R-Jr.	Wautoma, Wis./Wautoma (Madison C.C.)
17	Justin Foscue	IF	R/R	6-0	201	So.	Huntsville, Ala./Virgil Grissom
18	Keegan James	RHP	R/R	6-2	214	R-Jr.	Southaven, Miss./DeSoto Central
19	Jared Liebelt	RHP	R/R	6-0	169	Sr.	Aurora, Ill./West Aurora (Waubonsee C.C.)
20	Luke Hancock	C	L/R	5-11	170	Fr.	Houston, Miss./Houston
23	Tucker Childers	C/IF	L/R	6-3	235	Jr.	Ripley, Miss./Ripley (Northeast Mississippi C.C.)
24	Cole Gordon	RHP/DH	L/R	6-5	244	Gr.	Tampa, Fla./Steinbrenner
27	Bryce Brock	LHP/OF	L/L	6-0	165	Fr.	Hernando, Miss./Lewisburg
28	Christian MacLeod	LHP	L/L	6-3	215	Fr.	Huntsville, Ala./Huntsville
31	Benjamin Bell	OF	L/R	5-9	180	Fr.	Madison, Miss./Germantown
32	Landon Jordan	IF	L/R	6-0	180	Fr.	Poplarville, Miss./Hancock
33	Brad Cumbest	OF	R/R	6-5	245	Fr.	Hurley, Miss./East Central
34	Marshall Gilbert	C	R/R	6-0	203	Sr.	Kenosha, Wis./Westosha Central (John A. Logan C.C.)
35	Basiel Williams	OF	S/R	6-3	180	Fr.	Hammond, La./Ponchatoula
36	Hunter Blalock	OF	R/R	6-5	195	Fr.	Madison, Miss./Madison Central
37	Eric Cerantola	RHP	R/R	6-5	195	Fr.	Oakville, Ontario/Ecole Secondaire Catholique Sainte-Trinite
38	JP Elkins	RHP	R/R	6-1	190	So.	Ridgeland, Miss./Ridgeland (Hinds C.C.)
39	Tyler Spring	RHP	R/R	6-4	202	R-Jr.	Wiggins, Miss./Stone (Jones County C.C.)
40	Elijah MacNamee	OF	R/R	6-3	198	Sr.	Cypress, Texas/Cypress Ranch (Blinn C.C.)
41	Colby White	RHP	R/R	6-0	190	Jr.	Foxworth, Miss./West Marion (Pearl River C.C.)
43	Kale Breaux	LHP	R/L	5-11	193	R-Jr.	Sulphur, La./Sulphur
44	Ethan Small	LHP	L/L	6-3	214	R-Jr.	Lexington, Tenn./Lexington
46	Trysten Barlow	LHP	L/L	6-1	215	R-Jr.	Halls, Tenn./Dyer County
55	Spencer Price	RHP	R/R	6-2	228	R-Jr.	Olive Branch, Miss./DeSoto Central (Meridian C.C.)

22 Chris Lemonis - Head Coach (First Season at Mississippi State, Fifth Overall; The Citadel, 1992)

21 Jake Gautreau - Assistant Coach (Second Season; Tulane, 2011)

42 Scott Foxhall - Assistant Coach (First Season; College of Charleston, 2004)

0 Kyle Cheesebrough - Volunteer Assistant Coach (First Season; Louisville, 2010)

Roger Rodeheaver - Coordinator of Operations (First Season; Indiana, 2010)

Tyler Younger - Coordinator of Player Development (First Season; Methodist College, 2013)

Seth Diters - Strength and Conditioning Coach (First Season; Springfield College, 2008)

Jason Wire - Associate Athletic Trainer (Ninth Season; St. Cloud State, 2006)

PRONUNCIATION

Trysten Barlow	TRIS-ten	Justin Foscue	Foss-Q	Christian MacLeod	Mc-CLOUD
Hunter Blalock	BLAY-lock	Jake Gautreau	Go-TRO (long o)	Elijah MacNamee	Mac-NUH-me
Kale Breaux	BRO	Rowdey Jordan	Rouw-D	Basiel Williams	Basil (like the spice)
Eric Cerantola	Sare-an-TOE-la	Chris Lemonis	Luh-MO-niss		
Jack Eagan	E-ginn (hard G)	Jared Liebelt	LEE-belt		



MISSISSIPPI STATE BASEBALL RADIO NETWORK

Mississippi State University is home to one of the nation's largest and oldest collegiate baseball radio networks, affording fans throughout the Magnolia State and beyond an opportunity to regularly follow the Diamond Dawgs throughout the season.

Network programming for the MSU baseball broadcasts is distributed and coordinated through the facilities of Learfield/IMG College.

The 2019 Mississippi State University Baseball Radio Network, a team of more than a dozen radio outlets, carries the broadcasts of a 50-game network schedule plus all postseason competition. In addition to the 50-game network schedule, the broadcasts of the six non-network games are carried in the Golden Triangle area by WKBB-FM (100.9) in West Point, Mississippi.

Mississippi State baseball network radio broadcasts (some limited exceptions) are also available via the internet through HailState.com/plus.

The broadcasts feature pregame and postgame interviews, hosted by the "voice" of the Diamond Dawgs, Jim Ellis. For a select number of broadcasts in 2018, former Diamond Dawgs Ross Mitchell and Jay Powell will join Ellis in the booth.

Radio broadcasts of Bulldog Baseball originated in the 1960s on Starkville radio station WSSO thanks to the work of the late Joe Phillips, a pioneer in radio broadcasting in the state of Mississippi.

But credit for turning the single-station broadcast into an impressive collection of radio outlets blanketing the Magnolia State goes to Ellis, who in 2019 enters his 41st season of describing the exploits of the Diamond Dawgs.

A native of West Point, Mississippi, and a 1969 MSU grad, Ellis coordinates the operation of State's baseball radio network. Ellis has also handled the play-by-play duties for MSU football and basketball during his career, teaming with MSU radio legend Jack Cristil on those broadcasts for more than three decades.

DAWG TALK

The MSU baseball broadcast lineup also includes the popular weekly call-in radio show "DawgTalk". The eight-week run from March 25-May 13 and airs each Monday from 6-7 p.m. live from The Veranda Restaurant in Starkville. Fans can attend in person for free at 208 Lincoln Green or listen on affiliated radio stations in Mississippi.

SEC NETWORK+

Bulldog fans around the world can watch 51 of State's 56 regular-season games in 2019 live on the SEC Network + as a part of the ESPN app, including all 36 of MSU's home games.

Bart Gregory, a native of Nanih Waiya, Mississippi, and a 1999 MSU graduate, is the SECN+ play-by-play commentator for the majority of MSU's broadcasts. Gregory joined Ellis in the radio booth in 2012 before switching over to television broadcasts in 2015. He began his career in sports broadcasting at the University of West Alabama in 2000 and returned to Starkville the following year. While at MSU, he initially served as on-air talent for women's basketball games and select baseball games, while hosting MSU football pregame and postgame shows.

Gregory's affiliation with the MSU athletics family began in 2000 with his appointment as an account representative for the Bulldogs Sports Network. Since 2008, he has served in the Bulldog Club as assistant athletics director for annual giving.

ON THE BEAT

PRINT

Associated Press

David Brandt (601) 497-1805
Email: dbrandt@ap.org
Office: (601) 948-5897

Columbus Dispatch

TBA --
Email: --
Office: --

Jackson Clarion-Ledger

Tyler Horka (214) 493-6539
Email: wsammon@jackson.gannett.com
Office: (601) 214-8020

Northeast Mississippi Daily Journal

Logan Lowery (662) 251-2467
Email: logan.lowery@journalinc.com
Office: (662) 842-2611

Starkville Daily News

Danny P. Smith (662) 418-5011
Joel Coleman (662) 285-8706
Email: sports@starkvilledailynews.com
Office: (662) 323-1642

The Reflector (Student Newspaper)

Hunter Cloud (479) 5463
Email: reflectorsports@gmail.com

INTERNET

GenesPage.com

David Murray (662) 418-3982
Gene Swindoll (662) 574-1687
Steve Robertson (225) 278-8897

Matt Wyatt Media

Brett Hudson (318) 614-0670
Email: bretchudson92@gmail.com

RADIO MEDIA

SuperTalk Mississippi

Brian Hadad (662) 648-7200
Email: brian@bulldogsportsradio.com

TV MEDIA

WCBI (CBS Columbus)

Tom Eble (662) 245-0133
Email: sports@wcbi.com

WTVA (NBC Tupelo)

Jim Holder (662) 842-7620 ext. 3
Email: sports@wtva.com

PHOTOGRAPHY

Mississippi State Staff Photographer

Kelly Donoho (662) 325-6328
Email: KDonoho@athletics.msstate.edu

VIDEOGRAPHY

Mississippi State Baseball Videographer

Nicole Reighter (704) 770-1812
Email: NReighter@athletics.msstate.edu

PROGRAM INFORMATION



DIAMOND GIRLS

Since 1976, the Mississippi State University Diamond Girls have played an important role in the Bulldog baseball program. Seen primarily on the field during games handling player equipment and servicing the umpires, the girls perform a variety of duties including greeting fans, distributing programs, and selling souvenirs. Diamond Girl selection takes place every September and from that moment the members are busy serving the baseball program. Off the field, the squad has participated in welcoming elementary students to school in the carpool line, decorating the Christmas tree in the Bryan Building, and ringing the bell for the Salvation Army. The Diamond Girls are financed by the operation of the stadium souvenir booth and sales of the annual Diamond Girl calendar. Proceeds from the squad's fund raising efforts enabled the Diamond Girls to make a \$10,000 contribution to the baseball program in 2017.



2019 DIAMOND GIRLS ROSTER

Bess Buskirk Tupelo, Miss. Junior Communication Third Season	Paten Floyd Mooreville, Miss. Freshman Accounting First Season	Mollie Keys Ridgeland, Miss. Senior Interdisciplinary Studies/Pre-Nursing Second Season	Emily Shows Madison, Miss. Freshman Elementary Education First Season
Kate Carter Canton, Miss. Junior Kinesiology Second Season	Meredith Friloux Tupelo, Miss. Junior Kinesiology Third Season	Hannah Laird Starkville, Miss. Senior Microbiology/Pre-Med Third Season	Sydney Slocum Olive Branch, Miss. Senior Kinesiology Third Season
Lindsey Chun Hernando, Miss. Senior Special Education Third Season	Amanda Hill Meadville, Miss. Junior Business Information System Third Season	Harper Laird Starkville, Miss. Freshman Sports Marketing First Season	Zoe Toal-Weaver Overland Park, Kan. Senior Elementary Education Fourth Season
Ashton Davis Pontotoc, Miss. Sophomore Special Education First Season	Maddie Howell Edwards, Miss. Junior Civil Engineering Third Season	Bailey Mangum Pearl, Miss. Sophomore Accounting Second Season	Micah Brooke Woods Duck Hill, Miss. Junior Kinesiology Second Season
Bailey Dean Spring Grove, Ill. Freshman Kinesiology First Season	Jill Jackson Starkville, Miss. Sophomore Public Relations/Pre-Dental Second Season	Bailey McCarver Brandon, Miss. Junior Biochemistry Third Season	
Abigail Devlin Trophy Club, Texas Senior Interdisciplinary Studies/Pre-Nursing Fourth Season	Lindsey Jenkins Covington, La. Sophomore Biological Sciences Second Season	Allie O'Leary Arlington, Texas Senior Educational Psychology Fourth Season	

Bold denotes captain



CHRIS LEMONIS

Head Coach
First Season

22

When Chris Lemonis stepped to the podium on June 25, 2018 at Dudy Noble Field to become the 18th head baseball coach in Mississippi State's storied history, a journey of nearly 40 years came full circle. The son of a 1973 State graduate, Lemonis resided in Starkville as a child and now returned to lead one of the perennial powerhouses in college baseball.

One of the top recruiters and player development coaches in the country, Lemonis has seen success at every coaching stop. After helping his alma mater, The Citadel, to five NCAA Regional appearances in 12 seasons as an assistant coach, Lemonis joined college teammate Dan McDonnell's staff at Louisville and quickly turned the Cardinals into a consistent Omaha contender. After helping Louisville to seven postseason berths in eight years, the 2013 American Baseball Coaches Association/Baseball America Assistant Coach of the Year headed to Indiana to take his first head coaching job with the Hoosiers program in 2015.

In his first season at the helm of Indiana, the Hoosiers found themselves in the NCAA Tournament and, after finishing third in the Big Ten standings during his second season, Lemonis became the first coach in program history to earn three NCAA regional berths in his first four years as a head coach. The 2018 Hoosiers took the No. 2 seed into the NCAA Austin Regional, falling in the regional final to eventual College World Series participant Texas. Three of IU's eight appearances in the NCAA Tournament came under Lemonis' watch.

Overall, Lemonis enters his 25th season as a collegiate coach in 2019, making three College World Series appearances as a coach, earning 12 NCAA tournament berths and aiding in three 50-win seasons. His pupils have earned 25 All-America honors, 12 Freshman All-America laurels and 69 have signed professional baseball contracts, with 14 getting the call up to Major League Baseball.

Owning a head coaching record of 141-91-2, Lemonis was also a part of nearly 800 wins as an assistant coach. During his time at Indiana, Lemonis' teams averaged 35.3 wins per season, including a 40-win campaign during his final season in Bloomington. He averaged 39.2 victories per year during his career in an assistant role, bolstered by a 44.9 wins-per-season average at Louisville. The Cardinals were college baseball's winningest program during that eight-year span.

Lemonis not only understands what it takes to get to Omaha as a coach but also as a player. A 1992 graduate of The Citadel, Lemonis added a 1990 appearance in the College World Series as a student-athlete. The appearance made the Bulldogs one of just three schools in Southern Conference history (Duke, Wake Forest) and the only current member of the conference to advance to Omaha.

A two-time All-Southern Conference honoree, Lemonis led the program in home runs three times. During his senior season, Lemonis led the Bulldogs with a .367 average, 19 doubles, 52 runs, 10 home runs and 66 RBI. A member of the 1993 All-Southern Conference Tournament team, Lemonis ranks in the top 15 all-time at The Citadel in RBI (152), 11th in home runs (23) and 10th in slugging percentage (.538).

Lemonis' father, Thomas, was a 1973 Mississippi State graduate in electrical engineering, with Chris living in Starkville as a newborn during his father's time at State.

Recruiting and Development

Widely regarded as one of the elite recruiters and developers of talent in all of college baseball, a total of 69 players have been selected in the Major League Baseball Draft under Lemonis' watch. Sixteen of Lemonis' Indiana players were taken in the MLB Draft in the last four years and 14 of those signed professional contracts.

Lemonis mentored and/or recruited 47 players that signed professional contracts after being selected in the MLB Draft during his eight years as the top assistant and recruiting coordinator at Louisville, including a school-record 10 selections in the 2010 MLB Draft. He helped produce 10 first or second round draft choices during a seven-year span. In 2017, Baseball America revisited the Cardinals' 2013 class, re-ranking it No. 2 in the nation after the on-field success.

To this date, 12 Cardinals who were recruited by or played for Lemonis have gone on to reach the big leagues. Those players include Adam Duvall, Chris Dominguez, Cody Ege, Adam Engel, Chad Green, Dean Kiekhefer, Matt Koch, Trystan Magnuson, Justin Marks, Kyle McGrath, B.J. Rosenberg and Tony Zych. Over \$28 million in signing bonuses were accrued by Lemonis' Louisville draftees.

Indiana University

Lemonis left a strong legacy at Indiana as he tied for the most NCAA postseason appearances by a head coach in school history. The Hoosiers are the only Big Ten program to record back-to-back NCAA regional appearances in the last two seasons. He became the first coach in program history to earn three NCAA regional berths in his first four years, finishing with a 141-91-2 mark.

The 2018 campaign saw Lemonis' squad compile a 40-19 record and earn an at-large berth as the No. 2 seed at the 2018 NCAA Austin Regional. The Hoosiers reached the regional title game after defeating Texas Southern and eliminating No. 25 Texas A&M. Eight Indiana players earned Big Ten honors, including three first teamers, representing the program's most since 2004.

The Hoosiers were among the Big Ten leaders in several categories, ranking first in earned run average (3.09), second in batting average (.284), first in slugging percentage (.448), first in home runs (68), first in total bases (905) and third in runs scored (360). Four Hoosiers were selected in the MLB Draft following the 40-win season.

A season prior, the Hoosiers produced a 34-24-2 record and earned the No. 2 seed at the 2017 NCAA Lexington Regional. With the postseason appearance, Lemonis became the first coach in program history to make two regionals in his first three seasons as IU's skipper. Indiana finished as the highest rated RPI team in the Big Ten (34th), while seven Hoosiers garnered All-Big Ten honors during the 2017 campaign.

COACHING STAFF



An advocate of playing the game the right way, Lemonis' teams hold three out of the four highest single-season fielding percentages in Indiana history. The Hoosiers shattered the school record in fielding percentage in back-to-back seasons, including a mark of .979 in 2017.

In year two at the helm in 2016, Lemonis' club posted a 32-24 overall record and a 15-9 mark in Big Ten play. On a national level, the Hoosier pitching staff finished second in walks allowed per nine innings, second in WHIP, fifth in strikeout-to-walk ratio, 11th in team ERA and 25th in hits allowed per nine innings.

During Lemonis' debut season of 2015, Indiana won 12 of its last 17 games overall with nine of those wins coming against RPI Top 50 teams. The Hoosiers earned an at-large berth to the NCAA Nashville Regional and were 12-5 vs. ranked opponents, including five Top 15 wins.

University of Louisville

As an assistant coach, Lemonis' imprint in elevating the Louisville program to new heights was evident. The former Cardinals' recruiting coordinator aided Louisville to three College World Series appearances (2007, 2013, 2014) and a 359-159 (.693) record during his eight seasons there, including back-to-back 50-win seasons in 2013 and 2014. In 2013, he was named the ABCA/Baseball America Assistant Coach of the Year.

Lemonis helped the Cardinals produce 15 All-Americans, 54 all-conference selections and a pair of conference Player of the Year winners. Louisville won four BIG EAST championships in the school's final five years in the conference, and he saw U of L set the school record for wins in a season three different times, including 2013, when the Cardinals won a program-best 51 games.

The Cardinals were college baseball's winningest program during that eight-year span, averaging 44.9 wins-per-season during his time in Louisville.

The Citadel

Prior to his time at Louisville, Lemonis spent 12 seasons as an assistant coach at his alma mater, The Citadel, including the final four as associate head coach under legendary coach Fred Jordan. While at The Citadel, the Bulldogs recorded five NCAA Regional appearances and finished first or second in the Southern Conference seven times.

Lemonis, who worked primarily with hitters and outfielders at The Citadel, oversaw 35 new offensive records. The Bulldogs boasted seven All-Americans, two Freshman All-Americans, 17 first team All-Southern Conference honorees, a Southern Conference Player of the Year and a Freshman of the Year. Two Bulldogs that played for Lemonis, Britt Reams and Dallas McPherson, each reached the Major Leagues.

Personal

Lemonis not only understands what it takes to get to Omaha as a coach but also as a player. A 1992 graduate of The Citadel, Lemonis played on the program's only College World Series team in 1990.

He twice earned All-Southern Conference honors and was tops on the team in home runs three times. He led the Bulldogs with a .367 average, 19 doubles, 52 runs, 10 home runs and 66 RBI as senior. A member of the 1993 All-Southern Conference Tournament team, Lemonis ranks in the top 15 all-time at The Citadel in RBI (152), 11th in home runs (23) and 10th in slugging percentage (.538).

Lemonis is also no stranger to Starkville. His father, Thomas, was a 1973 Mississippi State graduate in electrical engineering. Lemonis lived in Starkville as a newborn during his father's time at State.

A native of Myrtle Beach, South Carolina, Lemonis and his wife, Jill, have two daughters, Marissa and Mackenzie.

THE LEMONIS FILE

Personal

Hometown:	Myrtle Beach, S.C.
Wife:	Jill Lemonis
Children:	Marissa & Mackenzie Lemonis
College:	The Citadel, 1992

Coaching Career

2019-	Mississippi State Head Coach
2015-18	Indiana Head Coach
2007-14	Louisville Assistant Coach
2003-06	The Citadel Associate Head Coach
1995-2002	The Citadel Assistant Coach

Lemonis Year-by-Year

As a Head Coach

Yr.	School	Record	Postseason
2018	Indiana	40-19	NCAA Regional
2017	Indiana	34-24-2	NCAA Regional
2016	Indiana	32-24	--
2015	Indiana	35-24	NCAA Regional
Totals	Four Seasons	141-91-2	3 NCAA Regionals

As an Assistant Coach

2014	Louisville	50-17	College World Series
2013	Louisville	51-14	College World Series
2012	Louisville	41-22	NCAA Regional
2011	Louisville	32-29	
2010	Louisville	50-14	NCAA Regional
2009	Louisville	47-18	NCAA Super Regional
2008	Louisville	41-21	NCAA Regional
2007	Louisville	47-24	College World Series
2006	The Citadel	34-27	
2005	The Citadel	25-34	
2004	The Citadel	39-28	NCAA Regional
2003	The Citadel	32-25	
2002	The Citadel	31-26	
2001	The Citadel	38-24	NCAA Regional
2000	The Citadel	39-20	
1999	The Citadel	41-20	NCAA Regional
1998	The Citadel	37-24	NCAA Regional
1997	The Citadel	37-21	
1996	The Citadel	33-26	
1995	The Citadel	39-21	NCAA Regional
Totals	20 Seasons	784-455	15 NCAA Regionals

Four NCAA Super Regionals
Three College World Series



SCOTT FOXHALL

Assistant Coach
First Season

42

Scott Foxhall enters his first year on the Mississippi State baseball staff as the program's pitching coach, but owns a wealth of SEC experience as an established pitching coach and recruiting coordinator.

The 22-year coaching veteran arrives in Starkville following a stint as the pitching coach at North Carolina State, where he helped the Wolfpack to consecutive NCAA regional finals appearances. A total of 10 Wolfpack pitchers were selected in the Major League Baseball Draft under his watch the past four seasons.

In 22 years as a collegiate coach, Foxhall has seen 45 of his pitchers selected in the MLB Draft, including eight in the first 10 rounds. He's also improved the draft status of pitchers under his tutelage by an average of 25 rounds. All eight players Foxhall helped place in the first 10 rounds were undrafted prospects out of high school. The Greer, S.C., native has developed nine Major Leaguers in his coaching career.

Foxhall's 2018 NC State staff finished second in the ACC in ERA (3.62), good for 33rd nationally. Under Foxhall's coaching, Reid Johnston worked toward becoming the Wolfpack's Friday night starter before earning Freshman All-America and ACC All-Freshman accolades.

Another one of Foxhall's most recent individual success stories is Brian Brown, who, in 2018, became the first NC State player to earn ACC Pitcher of the Year honors since 2012 after starting 16 games and boasting a 2.74 ERA, a 7-2 record and 98 strikeouts. An All-America and First Team All-ACC selection, the Boston Red Sox picked Brown in the ninth round (280th overall selection) of the 2018 MLB Draft.

Foxhall's pitching staffs consistently ranked within the ACC's top tier in ERA, strikeouts and opponent batting average. NC State's team earned run average did not finish above 4.13 in his four years.

When Foxhall took over the role at NC State in 2015, he was immediately challenged with repairing a staff that had lost six pitchers to graduation and the draft, including all three weekend starters. He responded by putting together a group that finished second in the conference with a 2.93 ERA.

That season, his staff ranked first in the country in hits allowed per nine innings, second in strikeouts and 15th in ERA as the Wolfpack made a run to the ACC championship game and NCAA regional championship round. Previously undrafted pitchers Curt Britt, Jon Olczak and Brad Stone were all selected and signed professionally. Brown won freshman All-American honors, while fellow freshman Tommy DeJueas earned a spot with Team USA for the summer.

Prior to his success at NC State, Foxhall spent six years (2009-14) at Auburn as the team's pitching coach and recruiting coordinator. In his final three seasons, the Tigers collected sub-4.00 earned run averages, including 3.40 and 3.34 marks in 2013 and 2014, respectively.

Foxhall also proved himself to be a top recruiter, as his last four classes at Auburn ranked in the top 25 nationally and peaked with a ninth-place ranking ahead of the 2013 season. Foxhall recruited the No. 1 overall pick in the 2018 MLB Draft in right-hander Casey Mize.

Foxhall's coaching career began at his alma mater, the College of Charleston, in 1996. As the Cougar pitching coach, Foxhall brought up the Southern Conference Pitcher of the Year four times. In 2008, his staff led the conference in strikeouts (480) and saves (18), a year after his 2007 pitchers topped the SoCon in strikeouts (445) and opponent batting average (.275), while ranking second in the league with a 4.82 ERA.

In 2006, Foxhall's College of Charleston staff rated second nationally with a 3.02 ERA. Foxhall prepped Nick Chiggas, who, in 2006, led the team with an 11-2 record and was named Southern Conference Pitcher of the Year for the first time. He earned the award again in 2007 and was drafted in the 13th round of that year's MLB Draft.

The Cougars also led the conference in ERA (4.09) in 2005, a year after his 2004 staff helped lead College of Charleston to a school- and conference-record 47 wins as opposing batters hit just .268.

Before his coaching days, Foxhall spent two seasons playing under Hal Baird at Auburn before pitching for three years at the College of Charleston from 1992-94. He is one of the school's all-time leaders in strikeouts (156), games started (28), complete games (nine) and innings pitched (193.2).

Foxhall and his wife, the former Laura Ballenger, have twin children, Kade (11) and Kennedy (11). The native of Greer, South Carolina holds his bachelor's degree in education from the College of Charleston.

THE FOXHALL FILE

Personal

Hometown: Greer, S.C.
Wife: Laura Foxhall
Children: Kade and Kennedy Foxhall
College: College of Charleston, 2004

Coaching Career

2019-Present Mississippi State Assistant Coach
2015-18 North Carolina State Assistant Coach
2009-14 Auburn Assistant Coach
1996-2008 College of Charleston Assistant Coach



JAKE GAUTREAU

Assistant Coach
Second Season

21

Jake Gautreau enters his second season on the Mississippi State baseball coaching staff, serving as the recruiting coordinator, hitting instructor and infielders coach.

A true passion for the game of baseball has enabled Gautreau to see success at nearly every level of the game: high school, college, professional and coaching. The McAllen, Texas native led all Texas high schoolers in home runs as a junior, earned All-America honors each of his seasons at Tulane, was rated as a top-10 prospect in the San Diego Padre's organization and was named one of Perfect Game's 'Assistants Ready to Lead' in 2013.

As a recruiter, Gautreau's impact was immediately felt in Starkville, as the Bulldogs landed a top-25 recruiting class for the 2017 cycle. His top-25 ranking in 2017 turned into a top-5 ranking in 2018. In 2017, Gautreau helped close out Perfect Game's No. 21-ranked class, the No. 24 class according to Baseball America and Collegiate Baseball Newspaper and Baseball America's No. 25 class.

In 2018, Gautreau pulled together a consensus top-15 recruiting class, earning a No. 5 ranking from D1Baseball, the No. 9 post from Collegiate Baseball Newspaper and the No. 12 spot from Perfect Game and Baseball America.

His recruiting prowess was also on display during his time at his alma mater, Tulane University, as well. Gautreau signed the No. 23 class in Baseball America and Perfect Game's national recruiting rankings during the 2013 season. The 2013 class included three Baseball America Top-500 prospects in Stephen Alemas, catcher Jake Rogers and right-handed pitcher J.P. France, who spent his graduate transfer season at Mississippi State in 2018.

In 2018, Gautreau's impact was immediately apparent as a recruiter and in his approach to coaching. After a slow start at the plate, State raised its batting average nearly 20 points over the final two months of the season, leading the way in a dramatic run to the program's 10th trip to Omaha.

From February to April, MSU hit just .271 and scored 5.1 runs per game. Beginning in May, the offense saw a jump in production, hitting .289 during that stretch and scoring 7.7 runs per contest. The uptick in offensive production also saw the offense produce RBIs on a much higher level, jumping from 4.6 to 6.9 runs batted in per game, while cutting down the strikeout number by 1.5 per game.

Gautreau helped the freshman tandem of infielder Tanner Allen and outfielder Rowdey Jordan earn Freshman All-American honors at the conclusion of 2018. Allen, who also earned a spot on the SEC All-Freshman Team, started all 68 contests during his rookie season and hit .287 with 28 extra base hits and ranked No. 2 on the team with 45 RBIs. Jordan hit .321 during his freshman campaign, starting 51 contests and ranking No. 2 on the team with seven home runs.

The 2018 season also featured just the fifth 100-hit season in program history, as Jake Mangum contributed 101 hits and hit a team-best .351 on the year. Mangum also earned American Baseball Coaches Association All-Region and first-team All-SEC honors.

Prior to his arrival at Mississippi State, Gautreau spent five years as an assistant coach at Tulane. He spent the second half of the 2014 season – his final year at TU – as interim head coach, and nearly three years as Certified Player Agent for the Boras Corporation. During his time with the Borras Corporation, he identified and evaluated talent and recruited premier amateur baseball players from across the country, along with helping them prepare for the MLB Amateur Draft.

During his time on Tulane's Uptown campus as an assistant coach, Gautreau served as the program's recruiting coordinator, hitting instructor and infielders coach. From 2010-14, he tutored some of the finest hitters to come through Tulane. In 2010, Rob Segedin boasted a .434 batting average, becoming just the fifth player in school history to top the .400 mark for a season.

Four of Gautreau's student-athletes were selected in the MLB First-Year Player Draft, with Segedin (2010) joining Garrett Cannizaro (2013), Brennan Middleton (2013) and Jeremy Schaffer (2012).

A seven-year career in professional baseball saw time with the San Diego Padres, Cleveland Indians and New York Mets organizations. Gautreau reached as high as Triple-A during his professional career after being drafted with the No. 14 overall pick of the 2001 Major League Baseball Draft. During his time in professional baseball, Gautreau moved from third base to second base and was named the No. 3 second base prospect in baseball by Baseball America.

During his collegiate career, Gautreau helped Tulane to 142 victories in three seasons and the program's first College World Series berth in 2001. His junior season featured a .355 batting average, 44 extra base hits and a NCAA-leading 96 RBIs. He was a Golden Spikes Award finalist and a first-team All-America selection. A two-time Conference USA Player of the Year, Gautreau was named the Conference USA Player of the Decade (1990-2000) in 2005.

In all, Gautreau earned seven All-America honors during his time at Tulane, garnering second-team All-America as a sophomore and third-team laurels as a freshman. He was also a first-team Freshman All-American during the 1999 season. In all, Gautreau hit .344 with 58 home runs, 103 walks, 200 runs scored, 233 RBIs and 275 hits in three collegiate seasons.

He was also a member of the 2000 USA Baseball Collegiate National Team. Gautreau hit .348 (32-for-92) with seven doubles and four home runs to go with 20 RBI and a .576 slugging percentage.

Gautreau is married to Erin Dobyanski Gautreau, a former Tulane volleyball student-athlete, and the couple have two sons, William (6) and Weston (3). The McAllen, Texas, native earned his Bachelor of Arts in media arts from Tulane in 2011.

THE GAUTREAU FILE

Personal

Hometown:	McAllen, Texas
Wife:	Erin Gautreau
Children:	William and Weston Gautreau
College:	Tulane, 2011

Coaching Career

2018-Present	Mississippi State Assistant Coach
2015-2017	Certified Player Agent, Boras Corporation
2009-14	Tulane Assistant Coach



KYLE CHEESEBROUGH

Volunteer Assistant Coach/Camps Coordinator
First Season



First-year assistant coach Kyle Cheesebrough fills a unique role on the Mississippi State baseball coaching staff. The uniqueness of the volunteer assistant coach/camps coordinator comes in his position as the programs catching coach, a post that head coach Chris Lemonis holds in high regard.

Cheesebrough is in his ninth season as a collegiate assistant coach, spending four years at Indiana University (2015-18) three at the University of Louisville (2012-14) and one with the University of Pittsburgh (2011). He also spent one season as an undergraduate assistant at Louisville in 2010 while finishing his degree.

In his time as a coach, Cheesebrough has been a part of six NCAA Tournament teams, including back-to-back College World Series squads with Louisville. In all, 22 student-athletes that Cheesebrough has worked with have earned all-conference honors.

During his time at Indiana, Cheesebrough served as the programs hitting and catching coach, as well as the program recruiting coordinator. He helped the Hoosiers land a top-30 recruiting class during the 2016 cycle. Overall, 12 Hoosier hitters earned All-Big Ten honors during his time in Bloomington and eight garnered Big Ten All-Freshman Team laurels.

In 2018, Cheesebrough helped infielder Matt Gorski and utility player Matt Lloyd to first-team All-Big Ten honors, while rookie infielder Drew Ashley brought home all-freshman team honors after hitting .365 in Big Ten play. Catcher Ryan Fineman tied for the Big Ten lead with 21 runners caught stealing during the 2018 campaign, while the 30 stolen bases against were the fourth fewest among everyday starting catchers in the conference.

Indiana found itself in the NCAA Tournament field again in 2017, finishing with 34 victories. Finishing 14-9-1 in Big Ten play, the Hoosiers finished just two games out of first place in the conference. Four newcomers earned all-conference honors as Matt Lloyd was named second team All-Big Ten, while Matt Gorski (first base), Jeremy Houston (shortstop) and Cal Krueger (starting pitcher) each earned Freshman All-Big Ten laurels.

Cheesebrough helped bring in a nationally-ranked class for the 2016 season, with many of those recruits playing a key role on the field. Scotty Bradley, Ryan Fineman and Luke Miller each earned spots on the Freshman All-Big Ten team, with Miller also honored as a freshman All-American by Collegiate Baseball. He tutored Fineman, who started 50 of Indiana's 56 games at catcher and had just 23 stolen bases against, which was third fewest in the conference.

In his first season with the Hoosiers, the program reached its third-straight NCAA Regional and owned a 12-5 record vs. ranked opponents, including five top-15 wins. Cheesebrough helped guide a Hoosier offense that ranked in the top five in the Big Ten in eight statistical categories. Working with the team's catchers, he tutored Brad Hartong, who led the Big Ten in runners caught stealing (21), while hitting .303 with 70 hits and 13 doubles. Hartong was drafted by the Minnesota Twins in the 2015 MLB Draft.

Cheesebrough returned to Louisville prior to 2012 and helped Louisville notch back-to-back College World Series appearances in 2013 and 2014. The Cardinals reached the NCAA Tournament during each of his three seasons on staff, winning 142 games during that stretch.

In each of his three seasons on the Louisville coaching staff, Cheesebrough worked with the Cardinals' catchers, including Kyle Gibson, who was named to the 2012 NCAA Tucson Regional All-Tournament Team after hitting .417 with two doubles in four games.

In his one season at Pittsburgh in 2011, Cheesebrough worked with catcher Kevan Smith, who earned first-team All-BIG EAST honors while hitting .397 with 11 home runs and 56 RBI. He also tutored designated hitter Anthony Defabio, who was a third-team All-BIG EAST pick after hitting .337 for the year.

As a two-year letterwinner at Louisville, Cheesebrough played in 32 games with 18 starts as the Cardinals appeared in two-straight NCAA Regionals and advanced to the 2009 NCAA Super Regional. Louisville won back-to-back BIG EAST Tournament titles and claimed the 2009 BIG EAST regular season title during his time on campus.

Cheesebrough is engaged to Brittany Collins. A native of Rowlett, Texas, he owns a bachelor's in education from the University of Louisville.


THE CHEESEBROUGH FILE

Personal

Hometown:	Rowlett, Texas
Fiance:	Brittany Collins
College:	Louisville, 2010

Coaching Career

2019-Present	Mississippi State Assistant Coach
2015-18	Indiana Assistant Coach
2012-14	Louisville Assistant Coach
2011	Pittsburgh Assistant Coach



ZACH LUCAS

Graduate Assistant Coach
First Season

Zach Lucas enters his first season as the graduate assistant coach at Mississippi State University, but is no stranger to head coach Chris Lemonis or college baseball.

Lucas was recruited by Lemonis at Louisville, earned all-conference honors and was drafted following his junior season, but chose to stay for his senior year. He moved straight into coaching following his college playing career, joining East Tennessee State as a volunteer assistant coach in 2016, before moving into the assistant coach role for the 2017 season.

In 2018, Lucas joined Lemonis at Indiana as the program's volunteer assistant coach and helped the Hoosiers reach the NCAA Tournament. While in Bloomington, Lucas worked with the program's infielders.

While at East Tennessee State, Lucas worked primarily with the hitters, outfielders and baserunners. The Buccaneers hit over .300 during each of Lucas' seasons, ranking among the top 25 nationally each year. Lucas also worked with five student-athletes that were selected in the MLB First Year Player Draft, including four during his first season on staff.

In 2017, Lucas helped Chris Cook led the Buccaneer offense with 91 hits, a total that ranked No. 12 nationally. Hagen Owenby paced the team with a .438 on-base percentage and a .573 slugging percentage, while hitting .346 with 51 RBIs. Owenby was taken in the 14th round by the Pittsburgh Pirates in the 2017 MLB First Year Player Draft.

In 2016, the Buccaneers offensive attack ranked No. 5 in the country in home runs per game (1.32), No. 21 in batting average (.307) and No. 15 in scoring (7.5). Individually, ETSU had four position players taken in the 2016 MLB First Year Player Draft, along with two All-Americans, four all-conference selections and the TD Ameritrade College Home Run Derby champion.

Trey York (9th round), Owenby (14th round), Cook (30th round) and Aaron Maher (38th round) were all selected in the draft, marking the most Bucs taken in the MLB Draft since 2006. York and Owenby also earned All-American honors, while Owenby became the second player in program history to win the College Home Run Derby.

Lucas was a four-year letterwinner at Louisville, appearing in 206 career games with 184 starts. From 2012-15, Lucas helped the Cardinals to four straight NCAA Tournament appearances and two trips to the College World Series. A two-time team captain, Lucas earned third-team All-American Conference honors as a junior and was selected by the Pittsburgh Pirates in the 27th round of the MLB First Year Player Draft.

A native of Louisville, Kentucky, Lucas is married to the former Ashley Kattmann. He owns his bachelor's degree in exercise science from Louisville.



LUKE ALEXANDER

Undergraduate Assistant Coach
First Season

Luke Alexander enters his fourth season as a member of the Mississippi State baseball program and first as an undergraduate assistant. Alexander lettered for the Diamond Dawgs as an infielder from 2016-18.

In 2018, Alexander led the team in RBIs (49) and walks (30), while collecting some of the biggest hits of the season for the Bulldogs. The shortstop provided a pair of walk-off hits against Ole Miss, hitting a walk-off, two-run home run in the series clinching victory at Dudy Noble Field on March 8, before delivering a walk-off, two-run double in the Governor's Cup in Pearl, Mississippi. He then doubled in the lone run of the game for walk-off win over Washington to open State's stay at the College World Series.

Along with his flair for the dramatic, Alexander was also an asset in the field, teaming with Hunter Stovall as the middle infield combo. Alexander was a part of 42 of MSU's 63 double plays turned and registered 179 assists, to rank second on the team in both categories.

Alexander started 141 games in his three seasons on the diamond, appearing in 156, and collected 117 hits, scored 78 runs and plated 79 RBIs. He walked 61 times and was hit-by-pitch on eight occasions, posting a career .308 on-base percentage.

A native of Belmont, Mississippi, Alexander is pursuing his degree in finance.



ROGER RODEHEAVER

Coordinator of Operations
First Season


In his first season as the director of baseball operations at Mississippi State, Roger Rodeheaver has been around the game since he was a student-athlete at Indiana University. His responsibilities include budgeting, scheduling, travel coordination and oversight of various parts of the day-to-day operation of the program.

From 2012-18, Rodeheaver filled a variety of roles for the baseball program at his alma mater. During his seven years on the baseball staff at IU, he spent five seasons as the director of baseball operations and two seasons as the programs volunteer assistant coach. During his five seasons as the director of operations at Indiana, Rodeheaver was responsible for budgeting, scheduling, travel coordination and video breakdown.

Prior to his operations role, Rodeheaver served as Indiana's volunteer assistant coach in 2012 and 2013. He worked extensively with the outfielders and served as the first base coach during his time in the coaching position. Rodeheaver also assumed travel coordination duties for the 2013 campaign, the year the Hoosiers made the College World Series.

As a student-athlete at IU, Rodeheaver posted a career batting average of .316 while cranking out 21 home runs, 115 RBI and 33 doubles. He was drafted in the 36th Round by the Philadelphia Phillies in 1998 and played three seasons of professional ball.

Rodeheaver is married to the former Amy Hill, and the couple has one son, Nolan (5). The Morgantown, West Virginia native owns bachelor's and master's degrees from Indiana University.



TYLER YOUNGER

Coordinator of Player Development
First Season

Tyler Younger enters his first season on the Mississippi State baseball staff as the director of player development. He is charged with assisting Major League Baseball scouts, working with the program's alumni, while analyzing data and helping with scouting opposing teams.

Younger spent the 2017 and 2018 seasons at Gulf Coast State College as an assistant coach. During his time at Gulf Coast, Younger worked with the hitters and served as the program's recruiting coordinator. In two seasons, Younger helped 16 student-athletes move on to four-year schools, with 10 of those heading to Division I universities.

He spent one season at Bradley University as the volunteer assistant coach, working with the catchers and hitters. That season the Braves won 29 games and advanced to the semifinals of the Missouri Valley Conference Baseball Championship.


During the summer of 2015, Younger served as the bullpen coach and opponent liaison for the USA Collegiate National Team. Along with running the bullpen activities during games, Younger also assisted with the setup and execution of team drills. Set up and assist with drills.

Prior to his experience with USA Baseball, Younger spent the previous two years as a graduate student manager at North Carolina State, where he helped the Wolfpack to 68 wins during his two seasons and an appearance in the 2015 NCAA Baseball Championship Fort Worth Regional. Among his duties at NC State, Younger set up and assisted with drills, threw batting practice and hit ground balls to infielders.

Younger served as an assistant coach for the Coastal Plains League Florence Red Wolves during the summer of 2014. Serving a wide variety of duties for Florence, Younger helped the Red Wolves to a runner-up finish in the CPL championship series. Led by CPL Pitcher of the Year Mike Morrison and Hitter of the Year Gene Cone, the Red Wolves completed the 2014 campaign with a 41-23 record.

A four-year baseball letterwinner at Methodist University from 2009-13, Younger was a four-time USA South Academic All-Conference selection. He earned the 2012-13 Male Scholar-Athlete of the Year award and was the 2012-13 Methodist University Physical Education and Health Education Major of the Year.

Younger is married to the former Shannon Johnson. The Chatham, Virginia native earned his bachelor's degree in physical education and health education from Methodist. He also owns his master's degree in parks, recreation and tourism management with a concentration in sport management from North Carolina State University.



SETH DETERS

Strength and Conditioning Coach
First Season

Seth Deters enters his first season at Mississippi State as the Director of Baseball Strength and Conditioning. Deters is responsible for designing and implementation of the comprehensive strength and conditioning programs for the Bulldog baseball program.

Prior to joining the Diamond Dawgs, Deters spent three seasons at Florida State working with the Seminoles baseball program. During his three seasons in Tallahassee, the Seminoles advanced to the NCAA Tournament three times. He also oversaw the scheduling and direction of the graduate practicum students.

Before arriving at Florida State, Deters served as the assistant strength and conditioning coach at Maryland for three years where he worked directly with baseball, wrestling, women's soccer, as well as the men's and women's golf programs. Along with his team responsibilities, Deters served as the point of contact for the Terrapins' strength and conditioning internship program.

Deters received his Master's of science degree in educational leadership and sports management at Winona State while serving as the graduate assistant strength and conditioning coach with the Warriors' baseball, men's basketball, softball and gymnastics programs. Additionally, he assisted with the Winona State football program during his two-year stint.

His first opportunity at the NCAA Division I level came at Iowa where he began as an intern before earning part-time status as an assistant strength and conditioning coach. After working with the Hawkeyes' 21 Olympic sports programs in his first year, he was able to concentrate his efforts on baseball, men's and women's track and cheerleading for Iowa.

Deters gained his first experience in the field at Binghamton University during the summer of 2007 as he implemented the strength and conditioning programs for men's and women's basketball. He also worked with 12-18 year olds as part of the Maximum Athletic Performance Camp.

Deters earned a bachelor's degree in exercise science from Springfield College in 2008. He is certified by the NSCA as a certified strength and conditioning specialist (CSCS). He also owns certifications from the United States of America Weightlifting Sports Performance Coaches and the American Red Cross in First Aid, CPR and AED.

Deters is married to the former Christy Pollner, they have one daughter, Erin (1).



JASON WIRE

Associate Athletic Trainer
Ninth Season

Jason Wire is in his ninth season as an athletic trainer for the Mississippi State athletic department, as he joined the department in September of 2010.

Prior to arriving in Starkville, Wire spent a year in professional baseball working in the Baltimore Orioles organization. He spent one season as the athletic trainer and head strength and conditioning coach for the Delmarva Shorebirds, the Class A affiliate in the Atlantic League.

While earning his graduate degree, Wire spent two years at San Jose State and handled the athletic training needs of the Spartan's baseball, men's and women's soccer and women's tennis programs.

A member of the National Athletic Trainers' Association, Wire began his career in the athletic training field as a student at St. Cloud State, working with the Husky's baseball, football and hockey programs.

Wire married to the Sarah Williams, who is an athletic trainer for MSU's Longest Student Health Center. The couple was married in October 2015. The St. Cloud, Minnesota native owns his bachelor's degree in kinesiology from St. Cloud State University and his graduate degree in athletic training from San Jose State University.



SUPPORT STAFF



Bennie Ashford
Assistant A.D./
Video Production



Pamela Bartz
Director/Sports Nutrition



Leah Beasley
Executive Senior Associate A.D./
External Affairs



Dan Brown
Director/Creative Services




Austin Burt
Manager



Greg Campbell
Assistant Director/
Communications



Austin Coats
Student Assistant/
Communications



Bryce Deupree
Manager



April Edwards
Office Associate



Brandon Fresina
Athletic Training
Graduate Assistant



Rhett Hobart
Assistant A.D./
Marketing and Branding



James Loper
Manager



Matt Meyer
Assistant Director/
Marketing



Josh Nichols
Manager



Becca Opheim
Social Media/Digital Strategy
Coordinator



Chris Opheim
Director of Spirit/
Fan Engagement



Nicole Reighter
Hail State Productions/
Videographer




Ben Rodriguez
Assistant A.D./
Life Skills



Gavin Schmidt
Manager



Hayden Smith
Hail State Productions/
Student Assistant




Jalen Stone
Assistant Equipment Manager



Amanda Seifert
Athletic Academic Counselor



Niekro Torres
Strength and Conditioning
Graduate Assistant



Jason Walker
Director/
Ticket Operations



Daniel Watkins
Assistant A.D./
Digital Strategy & Sales



Molly White
Assistant Learning Specialist

Not Pictured:
Justin Aguiar - Video Coordinator Graduate Assistant
Jared Chittom - Manager



TANNER ALLEN



1F/DF | 5-11 | 184 | So./So. | L/R
Theodore, Ala. | UMS-Wright Prep
Major: Kinesiology

5

Career Notes & Records

Draft: Chosen in the 36th round of the 2017 MLB First Year Player Draft by the Chicago Cubs.

2018 (Freshman Season)

Awards: Garnered Freshman All-America honors from Collegiate Baseball Newspaper... Named to the Southeastern Conference All-Freshman team as a first baseman... Selected SEC Freshman of the Week on May 21 after hitting .538 with seven hits, five runs scored, one double, two home runs and six RBIs against No. 1 Florida in a weekend set... Garnered all-tournament honors at the Kleberg Bank College Classic (2/23-25) and Shriners College Classic (3/2-4).

Season: Started all 68 games as a true freshman... Started games at first base (43), third base (5), left field (2) and designated hitter (18)... Hit third in 60 of 68 games... Reached base safely in 56 of 68 games played... Owned a season-best 11-game hitting streak from April 21-May 11, which was also his longest reached base streak of the season... Tied for No. 2 on the team with 24 multi-hit games, including five games with three hits... Posted eight multi-RBI games, including two with four RBIs... Homered against Vanderbilt (3/17), hit two home runs versus Florida (3/17 & 3/18) and went deep twice in the NCAA Regional, both coming vs. Oklahoma (6/1 & 6/3).

Rankings: Sat No. 39 nationally and No. 2 in the SEC in triples (5)... Ranked No. 83 in the NCAA and No. 7 in the SEC in doubles (18)... Was No. 91 nationally and No. 10 in the SEC with 79 hits.

at Southern Miss (2/16-18): Started all three games, two at third base and one in the outfield... Collected his first collegiate hit with a sixth-inning single in game two of the series... Reached base three times in game two of the series, with a single, triple and walk, scoring one run. **Kleberg Bank College Classic (2/23-25):** Hit .400 with four hits – three doubles – one walk and five RBIs. vs. *UC Santa Barbara* (2/23): Double, scored a run and drove in an RBI. vs. *Nicholls State* (2/24): Went 3-for-3 with a pair of doubles... drove in four RBIs and scored twice. **at McNeese State (2/28):** Had three hits and scored a run. **Shriners College Classic (3/2-4):** Owned a .600 on-base percentage with five hits and four walks... Had two RBI and two runs scored. vs. *Louisiana-Lafayette* (3/2): Singled, walked twice and scored a run... Drove in one RBI. vs. *Houston* (3/3): Reached base three times, via two singles and a walk. vs. *Sam Houston State* (3/4): Had two hits – including a triple – walked, scored once and had one RBI. **Utah Valley (3/9-11):** Had two hits in each of the last two games of a three-game series... Doubled twice and drove in two in the second game of a doubleheader... Doubled and drove in one in the series finale. **Vanderbilt (3/16-18):** Had three hits and walked in each game of a three-game series... Had two hits, including his first career home run, in the middle game... Singled, scored and drove in an RBI in the series final. **Alcorn State (3/20):** Walked twice and scored two runs. **at Missouri (3/23-25):** Had hits in each of the three games... Opened the weekend with a pair of hits. **at LSU (3/29-31):** Chipped in two hits in the Bulldogs game two victory. **Southern (4/4):** Singled and drove in a pair of RBIs. **Ole Miss (4/7-8):** Reached base five times and drove in a team-best six RBI in the three-game series... Went 3-for-4 with a double, four RBI and two runs scored in the series-opening win... Drove in one run in the middle game of the series... Singled and drove in an RBI in the series-clinching win. **at Alabama State (4/11):** Singled twice... Collected one RBI and score one run. **at Auburn (4/13-15):** Had one hit in each game of the series, with each going for extra bases... Tripled and drove in one during the series opener...

Doubled, walked and scored a run in the middle game of the series... Doubled in the series finale. **at Memphis (4/18):** Tripled and scored a run. **at Arkansas (4/20-21):** Reached base twice in both games of a doubleheader to close out the series... Had an RBI single, walked and scored a run in the middle game of a three-game series... Singled, doubled and scored a run in the series finale. **vs. Ole Miss (4/24):** Tripled and scored a run in the Governor's Cup victory. **Texas A&M (4/27-29):** Collected four hits in the series, including two in the series finale. **at Alabama (5/4-6):** Reached base seven times, including five hits, with two runs scored and two RBIs in the series... Singled twice in game one and scored a run in the seven-run eighth inning that sparked a come-from-behind victory... Notched two hits, scored once and plated one RBI in the middle game of the series... Walked and scored a run, and doubled in an RBI in the series-clinching series finale. **vs. Troy (5/9):** Had two hits and one RBI in the mid-week win. **at Kentucky (5/11-13):** Collected three hits, three runs scored and one RBI in the series... Had two hits, including a double, scored twice and drove in one in the series finale victory. **Florida (5/17-19):** Reached base a team-high eight times with seven hits and a walk, to go along with six RBI and five runs scored in the series... Collected two hits, including a two-run home run in the eighth inning of the series-opening win... Had three hits, three RBIs and two runs scored in the middle game, with a third-inning double, fourth-inning single and fifth-inning three-run home run... Singled twice, walked, scored two runs and notched one RBI in the final victory of a series sweep. **SEC Tournament (5/22):** vs. *LSU* (5/22): Singled twice and drove in two RBIs. **NCAA Tallahassee Regional (6/1-4):** Totaled six hits – five for extra bases – with five runs scored and five RBIs... Reached base eight total times in five games. vs. *Oklahoma* (6/1): Homered, walked and scored two runs. vs. *Samford* (6/3): Tied the school single-game record with three doubles... Went 3-for-4 with a walk, one run scored and one RBI... Drove in the eventual game-winning run with a double in the eighth inning. vs. *Oklahoma* (6/3): Clubbed a seventh-inning three-run home run for his lone hit. vs. *Oklahoma* (6/4): Walked and scored MSU's first run in the fourth inning... Added a single in the game. **NCAA Nashville Super Regional (6/8-10):** at *Vanderbilt*: Singled twice, scored a run and drove in one RBI in the opener... Had one hit, walked once, scored a run and posted one RBI... Drove in the go-ahead run with an 11th-inning double. **College World Series (6/16-23):** vs. *North Carolina* (6/19): Singled, collected an RBI and scored a run in the eighth-inning. vs. *Oregon State* (6/22): Singled for his lone hit.

High School

Lettered five times for head coach Kevin Raley at UMS-Wright Prep... Won consecutive state titles during his junior and senior season... Garnered second-team All-America honors from Collegiate Baseball as a senior... Earned Honorable Mention All-American and first-team All-Southeast Region by Perfect Game as a senior... Tabbed first-team Underclass All-American by Perfect Game as a junior... Tabbed Alabama Sports Writers Association 4A Player of the Year as a junior... Three-time ASWA 4A first-team All-State selection as a sophomore, junior and senior... Named to the AL.com All-State team as a junior and senior... Named to the 40-man roster for the USA Baseball 18U National Team Trials... Lettered three times in football... Started three years at quarterback.

Personal

Born Tanner Gregory Allen on June 5, 1998 in Theodore, Alabama... Son of Greg and Windi Allen... Majoring in kinesiology.

Allen's Career Hitting Statistics

	Avg	GP-GS	AB	R	H	2B	3B	HR	RBI	TB	SLG%	BB	HBP	SO	GDP	OB%	SF	SH	SB-ATT	PO	A	E	FLD%
2018	.287	68-68	275	42	79	18	5	5	45	122	.444	27	2	62	6	.353	2	2	0-2	329	23	6	.983
Career	.287	68-68	275	42	79	18	5	5	45	122	.444	27	2	62	6	.353	2	2	0-2	329	23	6	.983



TRYSTEN BARLOW

46

LHP | 6-1 | 215 | Sr./Jr. | L/L
Halls, Tenn. | Dyer County
Major: Interdisciplinary Studies

2018 (Sophomore Season)

Awards: Earned SEC Spring Academic Honor Roll.

Season: Appeared in four games on the mound... All four appearances were in relief... Did not allow an inherited runner to score, stranding all five.

at Southern Miss (2/16-18): Appeared in the second game of the series, throwing 2 1/3 innings of relief... Allowed one hit and struck out three... Didn't walk a batter. **at Jackson State (2/21):** Threw one-third of an inning, allowing one run on one hit with one walk issued. **Texas Southern (3/21):** Allowed three runs on one hit with three walks. **at Nicholls State (3/27):** Hit the only batter he faced.

2017 (Redshirt-Freshman Season)

Awards: Earned SEC Spring Academic Honor Roll.

Season: Appeared in 26 games on the mound... All 26 appearances were in relief... Did not allow a run in his first six career appearances... Owned three holds... Had one blown save... Collected holds versus South Alabama (3/10), against Alabama (4/20) and versus Ole Miss (4/25) in the Governor's Cup... Stranded 21 of 29 inherited runners... Logged three plate appearances on the season... Collected first collegiate hit against Auburn (4/29).

Western Illinois (2/18): Made collegiate debut with one scoreless inning... Allowed one hit and struck out one. **Morehead State (2/21):** Threw one-third of an inning scoreless... Stranded two inherited runners. **Marist (2/25):** Struck out the only batter he faced... Stranded both inherited runners. **at Oregon (3/3-5):** Walked two in one-third of an inning during the series opener. **Louisiana Tech (3/7):** Struck out two in two-thirds an inning. **South Alabama (3/10):** Struck out the only batter he faced to collect a hold... Stranded three inherited runners. **South Alabama (3/12):** Threw one inning... Allowed three runs on two hits... Walked two and struck out one in a blown save... Retired two batters in the sixth inning to strand an inherited runner. **Arkansas-Pine Bluff (3/14):** Threw two-thirds an inning... Allowed four runs — three earned — on two hits... Walked one, hit a batter and fanned two. **at Arkansas (3/17-19):** Threw one inning in the series finale... Allowed one hit and walked one... Surrendered all three inherited runners. **vs. Southern Miss (3/21):** Threw a scoreless inning... Walked two and struck out two. **Tennessee (3/24-26):** Appeared in the series finale... Threw a scoreless 1 1/3 innings... Allowed one hit and struck out two... Stranded his lone inherited runner. **at Memphis (3/28):** Threw one inning... Allowed one hit and struck out two... Allowed his lone inherited runner to score. **FIU (4/4/5):** Appeared in the second game of the two-game set... Tossed two-thirds an inning scoreless... Allowed one hit, walked one and struck out one... Stranded his lone inherited runner. **Kentucky (4/7-9):** Appeared in two games... Took the loss in the series opener... Threw 1 2/3 innings and allowed one run... Stranded two inherited runners in the seventh inning... Walked one and struck out three in the opener... Tossed one-third of an inning allowing one run and one inherited runner... Surrendered two hits and struck out one. **at South Carolina (4/14-16):** Appeared in two games... Threw two-thirds scoreless innings in the middle game of the season... Walked one and struck out two... Took the loss in the series finale, allowing two runs in one-third of an inning... Stranded an inherited runner

in the seventh inning... Surrendered one hit and walked one. **Alabama (4/20-21):** Appeared in two games... Collected a hold with 1 1/3 scoreless innings in the series opener to post a hold... Walked one and struck out two... Stranded both inherited runners in the opener... Walked the lone batter he faced in the middle game of the series... Did not record an out in the outing. **vs. Ole Miss (4/25):** Threw 1 1/3 scoreless innings to post a hold... Walked one... Stranded both inherited runners. **at Texas A&M (4/4-6):** Allowed one run in one inning of the series finale... Surrendered one hit and walked two... Struck out one... Stranded two inherited runners. **at Georgia (5/12-14):** Tossed two-thirds scoreless innings in the series finale... Walked one. **LSU (5/18-20):** Didn't record an out in an appearance in the middle game of the series... Walked three... Allowed all three inherited runners to score. **SEC Tournament (5/24-26):** Made one appearance. **vs. Arkansas (5/26):** Allowed one run in 1 1/3 innings... Allowed one hit, walked three and struck out one... Also hit one batter. **NCAA Hattiesburg Regional (6/2-5):** Appeared in one game. **vs. South Alabama (6/2):** Tossed one scoreless inning... Gave up one hit, walked one and struck out one. **NCAA Baton Rouge Super Regional (6/10-11):** Appeared in the final game of the Super Regional... Tossed 1 1/3 innings scoreless... Allowed one hit and struck out two.

2016 (Freshman Season)

Awards: Earned SEC First-Year Academic Honor Roll.

Season: Redshirt season.

High School

Lettered four times for head coach Preston Ozment at Dyer County... Three-time All-America honoree from Perfect Game, earning the honor as a sophomore, junior and senior... Tabbed first-team All-American by Collegiate Baseball Newspaper as a senior... Earned second-team all-region by Perfect Game as a senior... Named District 13-AAA MVP as a sophomore, junior and senior... Struck out 19 batters in a no-hitter against Munford High School as a senior... Threw two shutout innings in the North Mississippi vs. West Tennessee All-Star Game.

Personal

Born Trysten Keith Barlow on Dec. 31, 1996 in Memphis, Tennessee... Son of Robyn Sanders and Keith Barlow... Has one younger brother, Cameron... Majoring in interdisciplinary studies.

Barlow's Career Pitching Statistics

	ERA	W-L	App	GS	CG	SHO/CBO	SV	IP	H	R	ER	BB	SO	2B	3B	HR	BF	BAA	WP	HBP	BK	SFA	SHA
2017	5.23	0-2	26	0	0	0/1	0	20.2	16	13	12	25	28	1	1	3	102	.225	5	2	0	1	3
2018	13.50	0-0	4	0	0	0/0	0	2.2	3	4	4	4	3	0	0	0	16	.273	0	1	0	0	0
Career	6.17	0-2	30	0	0	0/1	0	23.1	19	17	16	29	31	1	1	3	118	.232	5	3	0	1	3



KALE BREAU

43

LHP | 5-11 | 193 | Sr./Jr. | R/L
Sulphur, La. | Sulphur
Major: Interdisciplinary Studies

2018 (Redshirt-Sophomore Season)

Season: Appeared in four games...All four appearances were in relief...Stranded his only inherited runner.

Alcorn State (3/20): Threw a scoreless inning, walking one and striking out three. **Southern (4/4):** Walked three and hit a batter, but didn't allow a run in two-thirds of an inning. **Texas A&M (4/27-29):** Walked the only batter he faced in the series finale. **at Kentucky (5/11-13):** Walked one and allowed one run...Did not record an out.

2017 (Sophomore Season)

Season: Appeared in one game...Missed the remainder of the season due to injury.

Indiana State (2/24): Threw one inning...Allowed six runs on five hits...Walked one.

2016 (Freshman Season)

Season: Appeared in 16 games with one start...Made collegiate debut in the season opener against FAU (2/19)...Made first career start against South Alabama (3/8)...Collected two wins...Had one save...Posted wins at Vanderbilt (3/19) and versus Memphis (4/13)...Collected a save at USC (3/5) in the Dodger Stadium Classic...Stranded seven of 12 inherited runners.

FAU (2/19): Made his collegiate debut in the season opener and took the loss...Threw 1 1/3 innings in relief...Allowed three runs on one hit...Walked two and struck out two. **Nicholls State (2/28):** Tossed one scoreless inning...Walked one and hit one batter. **Dodger Stadium Classic (3/4-6):** Made one appearance...Posted one save. **at USC (3/5):** Threw one inning with one strikeout to collect a save...Allowed one of two inherited runners to score. **South Alabama (3/8):** Threw two scoreless innings in a start...Hit one batter, walked two and struck out two. **Oregon (3/11-13):** Appeared in the middle game of the series...Tossed one inning...Struck out one...Allowed one of three inherited runners. **Eastern Kentucky (3/15):** Tossed two innings in relief and allowed three runs — two earned...Surrendered two hits, walked one and hit one batter...Struck out three. **at Vanderbilt (3/18-20):** Appeared in the first two games of the series...Allowed three hits in two-thirds of an inning in the series opener...Allowed three hits in the opener...Picked up the win with one scoreless inning during the middle game of the series...Didn't allow a hit and struck out one. **Georgia (3/24-26):** Appeared in the series finale...Allowed one run on two

hits in one inning...Hit one batter and struck out two...Allowed one of three inherited runners to score. **UT Martin (4/5):** Tossed 1 1/3 innings scoreless...Allowed one hit, walked one and struck out one...Stranded his lone inherited runner. **Memphis (4/13):** Picked up the win with a career-high 2 1/3 innings of relief...Didn't allow a run...Surrendered one hit, walked one and struck out three...Stranded the only inherited runner. **Texas A&M (4/15-17):** Appeared in the middle game of the series...Didn't record an out...Allowed two runs on two hits...Walked one batter. **ULM (4/20):** Tossed 1 1/3 scoreless innings of relief...Allowed one hit and struck out three. **at LSU (4/22-24):** Didn't allow a run in one-third of an inning...Allowed two hits. **at Troy (5/11):** Allowed one run on three hits in one-third of an inning. **SEC Tournament (5/25-27):** Appeared in one game. **vs. Florida (5/27):** Didn't record an out...Surrendered one run on one hit with one walk...Allowed both inherited runners to score.

High School

Lettered three years for head coach Jason Trahan at Sulphur High School...Earned All-America honors as a senior from Collegiate Baseball Newspaper, MaxPreps and Perfect Game...Selected American Baseball Coaches Association All-Region VI as a senior...Named Louisiana Baseball Coaches Association Class 5A Player of the Year as a senior...Tabbed Louisiana Sports Writers Association Class 5A Outstanding Player...Earned Gatorade Louisiana Player of the Year as a senior...Three-time all-state selection, earning first-team honors as a senior and junior, and honorable mention honors as a sophomore...Went 28-12 in his prep career with a 1.20 ERA and 423 strikeouts in 280 2/3 innings...Tossed a no-hitter against New Iberia with 19 strikeouts as a junior...Named MVP of 17U Perfect Game Championship, leading the Texas Sun Devils to the national title...Member of USA Baseball's 18U National Team that finished 12-0 and captured a gold medal at the Pan American Championship in the summer of 2014...Lettered once in both football and basketball...Set the single-season school record for passing yards (2,206) and passing touchdowns (20) as a sophomore.

Personal

Born Kale Ryan Breaux on Jan. 30, 1997 in Sulphur, Louisiana...Son of Christy and Sam Breaux...Has one younger brother, Pierce, and one younger sister, Cooper Ann...Majoring in interdisciplinary studies.

Breaux's Career Pitching Statistics

	ERA	W-L	App	GS	CG	SHO/CBO	SV	IP	H	R	ER	BB	SO	2B	3B	HR	BF	BAA	WP	HBP	BK	SFA	SHA
2016	5.40	2-1	16	1	0	0/3	1	16.2	19	11	10	10	19	4	0	0	82	.292	4	5	0	0	2
2017	54.00	0-0	1	0	0	0/0	0	1.0	5	6	6	1	0	0	0	1	9	.714	0	0	0	1	0
2018	5.40	0-0	4	0	0	0/1	0	1.2	0	1	1	6	3	0	0	0	12	.000	1	2	0	0	0
Career	7.91	2-1	21	1	0	0/4	1	19.1	24	18	17	17	22	4	0	1	103	.316	5	7	0	1	2



JUSTIN FOSCUE

17

IF | 6-0 | 201 | So./So. | R/R
 Huntsville, Ala. | Virgil Grissom
 Major: Kinesiology

2018 (Freshman Season)

Season: Appeared in 58 games with 48 starts...Started 41 games at third base and seven at designated hitter...Carried a season-best hitting streak of five games on two occasions, Feb. 21-March 3 and April 28-May 6...Reached base in 16-straight games from March 30-May 6...Posted 11 multi-hit games and six multi-RBI games...Homered at Texas A&M Corpus-Christi (2/25), at LSU (3/30) and at Alabama (5/4)...Reached base in all three pinch-hit appearances: at Jackson State (2/4; HBP), vs. Nicholls State (2/6; Double) and against Arkansas (4/20; BB).

at Southern Miss (2/16/18): Appeared in all three games, making his collegiate debut in the season opener...Drove in his first career RBI with a sacrifice fly in the second game of the series...Made his first career start in the series finale. **Kleberg Bank College Classic (2/23-25):** Went 3-for-6 at the plate in two appearances. **vs. Nicholls State (2/24):** Entered the game as a pinch hitter and doubled. **at Texas A&M Corpus-Christi (2/25):** Went 2-for-3 with a single and his first-career home run...Scored two runs and had one RBI. **at McNeese State (2/28):** Singled twice and scored two runs. **Shriners College Classic (3/2-4):** Had three hits and scored one run. **vs. Louisiana (3/2):** Had two hits in the tournament opener. **vs. Houston (3/3):** Chipped in one hit and scored a run. **New Mexico State (3/6-7):** Singled and walked in the series opener...Walked and scored a run in the series finale of the two-game set. **Utah Valley (3/9-11):** Singled in the series opener and series finale for his only two hits. **Vanderbilt (3/16-18):** Opened the series with a multi-hit game, chipping two singles...Had one hit in the second game of the series. **at LSU (3/29-31):** Reached base six times, with three hits, two walks and a hit-by-pitch...Went hitless in the series opener...Was 2-for-2 with a home run, a walk and a hit-by-pitch in a 4-1 win in the middle game of the series...Singled and walked in the series finale. **Ole Miss (4/7-8):** Appeared in and started two of three games...Doubled and scored a run in the series opener...Walked in the middle game of the series. **at Alabama State (4/11):** Singled in his lone at bat after entering as a pinch runner. **at Auburn (4/13-15):** Appeared in and started one game...Doubled and scored a run in the series finale as the designated hitter. **Arkansas (4/20-21):** Appeared in all three games with two starts...Started the final two games of the series at designated hitter...Reached base eight times, collecting three walks and going 5-for-5 at the plate...Walked in a pinch-hit plate appearance in the series opener...Went 3-for-4 with a run scored in the middle game of the series...Was 2-for-2 with a double, two walks and two runs scored in the series finale. **vs. Ole Miss (4/24):** Walked and was hit by a pitch. **Texas A&M (4/27-29):** Appeared in and started two of three games at third base...Posted one hit — a two-RBI double — and scored a run in the middle game of the series...Had two hits and an RBI in the series final.

at Alabama (5/4-6): Started all three games at third base, notching at least one hit in each contest...Posted two hits, scored three runs and drove in three in the series opener...Broke a 12-12 tie with a go-ahead, two-run home run in the 10th inning of the series opener...Doubled and scored a run in the middle game of the series...Doubled in the go-ahead runs in the sixth inning of the series finale. **at Kentucky (5/11-13):** Started all three games, with two coming at designated hitter...Walked and had an RBI in the series opener...Singled in the middle game of the series...Singled, walked and scored a run in the series finale. **Florida (5/17-19):** Appeared in all three games and started two at designated hitter...Singled in two RBIs and walked in the series finale. **SEC Tournament (5/22):** **vs. LSU (5/22):** Drove in the first two runs of the game with a double...Was also hit by a pitch. **NCAA Tallahassee Regional (6/1-4):** Reached base nine times, working four walks and collecting five hits...Scored three runs and had three RBIs in five starts at third base. **vs. Oklahoma (6/1):** Walked three times and scored one run. **vs. Samford (6/3):** Singled one in five at bats. **vs. Oklahoma (6/3):** Was 2-for-4 with two runs scored and one RBI...Doubled and scored the first run of the game in the second inning...Drove in a run with a third-inning single...Also walked in the sixth inning. **vs. Oklahoma (6/4):** Went 2-for-4 with two RBIs...Drove in MSU's first runs of the game, including the eventual game-winning run with a fourth-inning, two-RBI double...Added a single in the sixth inning. **NCAA Nashville Super Regional (6/8-10):** **at Vanderbilt:** Started all three games at third base...Reached base in all three games...Singled and scored a run in the series opener...Walked twice and scored a run in the middle game of the series...Singled and walked twice in the series finale...Drew a bases loaded walk in the 11th inning to plate the second run of the frame. **College World Series (6/16-23):** Started all four games at third base. **vs. North Carolina (6/19):** Reached on an error and scored a run in the second inning. **vs. Oregon State (6/22):** Doubled for his lone hit.

High School

Lettered all four years for head coach Travis Tate at Virgil Grissom High School...Tabbed a Perfect Game Preseason High Honorable Mention All-American prior to his senior season...Two-time Huntsville Player of the Year, all-state and all-region selection as a junior and senior...Four-time all-city selection...Stole 37 bases (38 attempts) to set the single-season school record...Lettered once in basketball.

Personal

Born Justin Connor Foscue on March 2, 1999 in Huntsville, Alabama...Son of Maggie and Bob Foscue...Has one brother, Brian, and one sister, Virginia...Majoring in kinesiology.

Foscue's Career Hitting Statistics

	Avg	GP-GS	AB	R	H	2B	3B	HR	RBI	TB	SLG%	BB	HBP	SO	GDP	OB%	SF	SH	SB-ATT	PO	A	E	FLD%
2018	.241	58-48	187	24	45	12	0	3	20	66	.353	22	4	22	1	.332	1	2	0-2	30	52	5	.943
Career	.241	58-48	187	24	45	12	0	3	20	66	.353	22	4	22	1	.332	1	2	0-2	30	52	5	.943



MARSHALL GILBERT

C | 6-0 | 203 | Sr./Sr. | R/R
Trevor, Wis. | Westosha Central
Major: Business Administration

34

2018 (Junior Season)

Season: Appeared in 41 games with 31 starts... Started 30 games at catches and one at designated hitter... Owned a season-best hitting streak of six games from April 21-May 4... Had two reached base streaks of six games, doing so from Feb. 24-March 20 and again April 21-May 4... Owned eight multi-hit games and five multi-RBI contests... Homered against Alcorn State (3/20) and versus Ole Miss (4/24) in the Governor's Cup... Was 0-for-2 as a pinch hitter... Threw out 16 of 32 potential base stealers.

Kleberg Bank College Classic (2/23-25): Appeared in two games with one start at catcher. *vs. UC Santa Barbara (2/23):* Entered as a defensive replacement at catcher in the ninth inning. *vs. Nicholls State (2/24):* Was 2-for-5 with a pair of doubles, two RBIs and one run scored. **Shriners College Classic (3/2-4):** *vs. Houston (3/3):* Got the start at catcher... Walked once in three plate appearances. **New Mexico State (3/6-7):** Appeared in both games with one start at catcher... Single, walked and scored a run in the two-game series finale. **Utah Valley (3/9-11):** Appeared in and started one game at catcher... Walked once in three plate appearances. **Southeastern Louisiana (3/14):** Reached base via walk in a start at catcher. **Alcorn State (3/20):** Posted a four-RBI effort with a walk, solo home run and a three-run double... Was 2-for-3 at the plate with a pair of walks. **at Missouri (3/23-25):** Started the middle game of the series and singled. **at Nicholls State (3/27):** Went 2-for-3 with a pair of RBIs... Singled, walked and had a two-RBI double. **at LSU (3/29-31):** Appeared in and started two of three games at catcher... Doubled in the series opener... Chipped in a sacrifice hit in the sixth inning that led to the final run of a 4-1 win in the second game of the series. **Southern (4/4):** Singled in a mid-week victory. **Ole Miss (4/7-8):** Started all three games, two at catcher and one at designated hitter... Was 3-for-5 with two runs scored in the series-opening victory... Walked in the middle game of the series. **at Auburn (4/13-15):** Appeared in and started two games at catcher... Capped the five-run second inning in the middle game of the series with a three-RBI double... Doubled in an RBI in the series finale. **Arkansas (4/20-21):** Appeared in two games with one start at catcher... Singled and scored a run in the middle game of the series... Also reached on an error in the second game of the series. **vs. Ole Miss (4/24):** Started at catcher... Went 3-for-4 with an RBI and two runs scored... Hit his second home run of the season to tie the game in the seventh inning... Started the ninth-inning rally with a leadoff single, scoring on Luke Alexander's walk-off, game-winning, two-RBI double. **Texas A&M (4/27-29):** Started all three games at catcher... Reached base eight times, with six hits and two walks... Batted .600 on the weekend (6-for-10) with three RBI and two runs scored... Posted three hits and drove in two RBIs in the series opener... Had an RBI double and RBI single in the series opener... Plated an RBI in the six-run third inning of game two... Also walked twice and scored a run in the middle game of the series... Chipped in three hits – two doubles – and scored a run in the series finale. **at Alabama (5/4-6):** Appeared in and started two games at catcher... Walked and scored a run, and plated a run with a single in the eighth inning of the series-opening win... Also started the series finale. **vs. Troy (5/9):** Walked and scored a run in the mid-week, extra-inning win... Drew the start at catcher. **at Kentucky (5/11-13):** Appeared in and started two games at catcher... Walked a scored a run in the series opener... Reached base three times and scored three runs in the series finale win... Had two singles and reached on an error... Drove in an RBI with an infield single in the sixth inning of game three.

Florida (5/17-19): Appeared in all three games, starting the first two games of the series at catcher... Walked twice in eight plate appearances... Was pinch ran for after drawing a walk to leadoff the three-run eighth inning that gave MSU the lead in the series opener... Walked and scored a run in the second game of the series... Entered as a defensive replacement in the ninth inning of the series finale. **SEC Tournament (5/22):** *vs. LSU (5/22):* Had a pinch-hit single. **NCAA Tallahassee Regional (6/1-4):** *vs. Florida State (6/2):* Started at catcher. **College World Series (6/16-23):** *vs. North Carolina (6/19):* Made one plate appearance.

2017 (Sophomore Season – John A. Logan College)

Awards: Named first-team National Junior College Athletic Association All-Region 24... Tabbed first-team All-Great Rivers Athletic Conference.

Season: Appeared in 53 games... Helped John A. Logan to the Great Rivers Athletic Conference title... Hit .365 with 65 hits, 51 runs scored, 67 RBIs and 32 walks... Reached base in 49 of 53 games, including 42 with a hit... Owned a season-long 10-game hitting streak from March 16-April 1... Had a pair of double-digit reached base streaks; reached safely in a season-long 24-straight games from April 4-May 13 and in 19 games from Feb. 25-April 1... Cranked out 27 extra base hits, with 12 doubles, three triples and 12 home runs... Hit home runs against Carl Sandburg College (2/23), in three-straight games versus Vincennes University in both games of a road doubleheader (3/24) and a single home contest (3/26), at Southwestern Illinois College (4/4), at Frontier C.C. (4/7), versus Frontier C.C. (4/8), at Kaskaskia College (4/13), against Kaskaskia College (2; 4/14), at Shawnee C.C. (4/18) and versus Shawnee C.C. (4/25)... Posted six games with a season-high three hits... Owned two games with a season-best five RBIs; at Frontier C.C. (4/7) and versus Kaskaskia College (4/14).

2016 (Freshman Season – John A. Logan College)

Awards: Earned National Junior College Athletic Association second-team All-America honors... Named first-team National Junior College Athletic Association All-Region 24.

Season: Appeared in 52 games... Helped John A. Logan to the Great Rivers Athletic Conference title... Hit .406 with 76 hits, 60 runs scored, 67 RBIs and 24 walks... Reached base in 45 of 52 games played, including 39 games with a hit... Posted 24 multi-hit and 19 multi-RBI games... Owned a season-best 11-game hitting streak from March 5-March 18... Posted a season-long 14-game reached base streak from Feb. 26-March 18... Cranked out 37 extra base hits, with 20 doubles, five triples and 12 home runs... Hit home runs in the season opener at Central Alabama C.C. (2/12), in both games of a doubleheader versus Triton College (3/5), at Kaskaskia College (3/11), at Southwestern Illinois College (2; 3/17), at Dyersburg State C.C. (3/22), versus Lincoln Trail College (3/26), against Rend Lake College (4/16), versus Dyersburg State C.C. (4/19), against Southeastern Illinois College (4/23) and versus Lindenwood-Belleville (4/25)... Posted a season-best four hits on two occasions; at Central Alabama C.C. (2/13) and versus Jefferson College (4/4)... Plated a season-high five RBIs in three games; at Southwestern Illinois College (3/17), at Dyersburg State C.C. (3/22) and against Shawnee C.C. (4/12).



High School


Lettered three times for head coach Jake Morman at Westosha Central High School...Tabbed honorable mention Wisconsin Baseball Central All-State as a senior...Tabbed Wisconsin Baseball Coaches Association All-Southeast District VI as a senior...Tabbed Southern Lakes Conference Player of the Year as a senior, and was a two-time all-conference pick as a senior and junior...Two-time Kenosha News All-County pick, earning first-team honors as a senior and second-team accolades as a junior...Also lettered in basketball.

Gilbert's Career Hitting Statistics

	Avg	GP-GS	AB	R	H	2B	3B	HR	RBI	TB	SLG%	BB	HBP	SO	GDP	OB%	SF	SH	SB-ATT	PO	A	E	FLD%
2018	.254	41-31	114	18	29	9	0	2	18	44	.386	15	0	37	3	.341	0	1	0-0	276	29	3	.990
Career	.254	41-31	114	18	29	9	0	2	18	44	.386	15	0	37	3	.341	0	1	0-0	276	29	3	.990

Personal

Born Marshall Thomas Gilbert on Feb. 21, 1997 in Appleton, Wisconsin...Son of Denise and Phillip Gilbert...Has one brother, Garrett...Majoring in business administration.



COLE GORDON

RHP/DH | 6-5 | 244 | Gr./Sr. | L/R
Tampa, Fla. | Steinbrenner
Major: Master of Business Administration

24

2018 (Junior Season)

Awards: Earned SEC Spring Academic Honor Roll.

Season: Appeared in a team-high 30 games with one start...Lone start came against Texas Southern (3/21)...Picked up four victories and had a team-best four saves...Added two holds and had two blown saves...Posted wins versus Louisiana (3/2), against Texas Southern (3/21), versus Ole Miss (4/24) and against Oklahoma (6/3)...Collected saves versus Sam Houston State (3/4), at LSU (3/30), against Florida (5/19) and versus North Carolina (6/19)...Had holds versus UC-Santa Barbara (2/23) and in the second game of a doubleheader against Arkansas (4/21)...Stranded 19 of 31 inherited runners...Carried a 15 2/3-inning scoreless streak that spanned six games to close the season...The scoreless innings streak started with his final inning of work versus Oklahoma (6/3) in the Tallahassee Regional.

Rankings: Finished No. 51 nationally and No. 6 in the SEC in relief appearances (30).

at Southern Miss (2/16-18): Appeared in the series finale and threw 2 1/3 innings of scoreless relief...Allowed one hit, walked three and struck out two. **Kleberg Bank College Classic (2/23-25):** Appeared in one of the three games. **vs. UC Santa Barbara (2/23):** Threw two scoreless innings of relief...Didn't allow a hit, walked four and struck out five to collect his first hold of the season. **at McNeese State (2/28):** Allowed one run on one hit in 2 1/3 innings of relief work...Fanned three and didn't walk a batter...Only hit allowed was a home run. **Shriners College Classic (3/2-4):** Made two relief appearances...Totalled 3 1/3 innings of scoreless work...Walked one and struck out six...Didn't allow a hit in two appearances. **vs. Louisiana-Lafayette (3/2):** Struck out four and didn't allow a base runner in two innings of relief work to earn his first win of the season. **vs. Sam Houston State (3/4):** Collected his first save of the season with 1 1/3 innings of scoreless, hitless relief work...Stranded an inherited runner in the eighth inning...Struck out two and walked one. **Utah Valley (3/9-11):** Appeared in the series opener...Took the loss with one run allowed in 2 2/3 innings of work...Allowed an inherited runner to score in the ninth inning to tie the game...Walked three and struck out one. **vs. Southeastern Louisiana (3/14):** Surrendered three runs on five hits in one inning of relief work...Walked one and allowed one inherited runner to score. **Vanderbilt (3/16-18):** Threw 1 1/3 innings in the middle game of the series...Allowed five runs on five hits...Walked one and struck out one. **Texas Southern (3/21):** Made his only start of the season, a scheduled short start, picking up his second win of the season...Fanned two in two innings of work. **at Missouri (3/23-25):** Appeared in the series finale...Entered a bases loaded situation in the first inning and allowed just one of three inherited runners to score...Threw six innings of relief work...

Allowed two hits, walked two and struck out four batters. **at LSU (3/29-31):** Picked up his second save of the season in the middle game of the series...Struck out two in one inning of scoreless, hitless relief work. **Ole Miss (4/7-8):** Allowed two runs on three hits in 1 2/3 innings of relief...Struck out two and didn't walk a batter...Stranded both inherited runners. **at Auburn (4/13-15):** Recorded the final out in the series opening loss...Walked one and had one hit-by-pitch...Stranded one inherited runner in the eighth inning...Came on in relief in the sixth inning...Allowed four runs on three hits with one walk...Also allowed both inherited runners to score in his first blown save of the season to take the loss. **at Arkansas (4/20-21):** Picked up his second hold of the season with 1 2/3 innings of one-run relief work...Walked one and struck out one...Allowed three hits. **vs. Ole Miss (4/24):** Collected the win with 1/3 inning of work...Threw four pitches...Stranded a runner on second base in the ninth inning to hold the UM lead at 6-5, before the Bulldogs rallied with two runs in the ninth for the win. **Texas A&M (4/27-29):** Appeared in the series opener and series finale...Allowed one hit in a scoreless inning of relief work in the series opener...Struck out one and walked one...Tossed 1 1/3 innings of relief in the series finale...Allowed one hit and struck out two...Stranded both inherited runners in the eighth inning. **at Alabama (5/4-6):** Allowed five runs in 3 2/3 innings of relief work in the middle game of the series...Blew his second save of the season and took the loss...Allowed two runs on four hits...Walked two and struck out four. **vs. Troy (5/9):** Tossed two scoreless innings of relief...Allowed one hit and walked one. **at Kentucky (5/11-13):** Tossed 1 2/3 innings of relief in the series finale...Allowed one hit...Allowed both inherited runners to score in the eighth inning. **Florida (5/17-19):** Picked up his third save of the season with two innings of scoreless relief work in the series finale...Allowed one hit, walked one and struck out four. **SEC Tournament (5/22):** **vs. LSU (5/22):** Surrendered two runs on three hits in one inning of relief work...Walked one and struck out two...Stranded inherited runners on second and third with an eighth-inning strikeout. **NCAA Tallahassee Regional (6/1-4):** Appeared in two games, both in relief...Threw six innings...Allowed seven runs on nine hits...Walked three and struck out 10. **vs. Oklahoma (6/1):** Didn't record an out...Allowed three runs on two hits...Walked one...Allowed all three inherited runners to score in the nine-run seventh inning. **vs. Oklahoma (6/3):** Picked up the win with six innings of relief work...Allowed four runs on seven hits...Walked two and struck out a career-high 10 batters...Entered in the fourth inning and stranded one inherited runner. **NCAA Nashville Super Regional (6/8-10):** **at Vanderbilt:** Appeared in the series opener and series finale...Totalled seven scoreless innings of relief work...Allowed three hits, walked four and fanned 10...Stranded all five inherited runners. Struck out three in 3 1/3 innings of

RETURNING BULLDOGS



relief work in the series opener... Allowed one hit and walked one... Stranded two inherited runners in the fifth inning... Tossed 3 2/3 innings of scoreless relief in the series clinching win... Allowed two hits, hit a batter and walked three... Struck out a career-high-tying seven... Entered in the fourth inning and struck out the first batter he faced to leave the bases loaded. **College World Series (6/16-23)**: Posted three scoreless relief appearances... Threw 7 2/3 innings with three hits allowed... Didn't walk a batter and fanned five. *vs. Washington (6/16)*: Allowed one hit in 1/3 inning of work. *vs. North Carolina (6/19)*: Picked up his fourth save of the season with 3 1/3 innings of scoreless relief... Allowed one hit and struck out two... Allowed one inherited runner to score. *vs. Oregon State (6/23)*: Threw the final 4 1/3 innings in relief... Allowed one hit and struck out three... Stranded an inherited runner in the fifth inning.

2017 (Sophomore Season)

Awards: Earned SEC Spring Academic Honor Roll.

Season: *Hitting*: Appeared in 25 games with 17 starts at the plate... Started games at first base (7) and designated hitter (5)... Posted two multi-RBI games... Owned a season-long three-game hitting streak (May 26-June 4)... Had a season-long four-game reached base streak (May 26-June 5)... Homered against Western Illinois (2/18), Morehead State (2/21) and versus South Alabama (6/4) in the NCAA Hattiesburg Regional... Was 1-for-7 as a pinch hitter with one RBI. *Pitching*: Saw time on the mound in 19 games with nine starts, after not appearing on the mound in high school... Made his debut on the mound against Western Illinois (2/19)... Made his first collegiate start against FIU (4/5)... Collected two victories and one save... Had three holds... Posted victories against Columbia (3/13) and at Memphis (3/28)... Garnered one save at Texas A&M (5/5)... Collected holds against Marist (2/25) and Ole Miss (3/28 & 3/31)... Stranded five of seven inherited runners.

Hitting: **Western Illinois (2/18)**: Hit his first collegiate home run, a fourth-inning solo shot... Also reached base via walk and hit-by-pitch... Scored twice and had two RBIs. **Western Illinois (2/19)**: Reached base twice, once via walk and hit-by-pitch. **Morehead State (2/21)**: Hit a two-run home run in the fifth inning... Walked once. **Indiana State (2/24)**: Drove in a run with a sacrifice fly. **Indiana State (2/25)**: Singled for his lone hit in a start. **Marist (2/26)**: Singled in a start at first base. **Oregon (3/3-5)**: Appeared in all three games... Plated the go-ahead run with an RBI single in the eighth inning of the middle game in the series. **South Alabama (3/12)**: Walked in four plate appearances in a start at first base. **Arkansas (3/17-19)**: Appeared in two games with one start at first base. **Ole Miss (3/30-4/1)**: Appeared in the series opener... Went 1-for-2 with one RBI... Plated the game-tying run with a seventh-inning, pinch-hit single. **FIU (4/4-5)**: Appeared in two games with one start... Started the finale of the two-game series, serving as the pitcher and hitting eighth... Walked and scored a run in the second game of the series. **South Carolina (4/14-16)**: Appeared in one game at the plate. **at Georgia (5/12-14)**: Appeared in one game at the plate. **SEC Tournament (5/24-26)**: Appeared in two games at the plate. *vs. Arkansas (5/26)*: Singled in a pinch-hit appearance. **NCAA Hattiesburg Regional (6/2-5)**: Appeared in three games at the plate... Started two games at designated hitter. *vs. UIC (6/4)*: Started at designated hitter... Drove in one RBI with a fourth-inning single. *vs. South Alabama (6/4)*: Appeared as a pinch hitter... Hit a solo home run in the ninth inning. *at Southern Miss (6/5)*: Started at designated hitter... Worked one walk. **NCAA Baton Rouge Super Regional (6/10-11)**: Started the series opener at designated hitter.

Pitching: **Western Illinois (2/19)**: Made his first career pitching appearance (high school or college) with two innings of relief work... Allowed two runs on three hits... Walked one and struck out three. **Marist (2/25)**: Collected a hold with one scoreless inning of relief... Struck out one and walked one... Stranded his lone inherited runner. **Columbia (3/13)**: Picked up his first collegiate win... Tossed 3 1/3 innings of two-run relief... Allowed three runs, three walks and four strikeouts... Held both inherited runners from scoring. **vs. Southern Miss (3/21)**: Threw one scoreless inning of relief. **at Memphis (3/28)**: Picked up the win with four scoreless, hitless innings of relief... Fanned

five and walked three. **at Ole Miss (3/30-4/1)**: Appeared in two games on the mound... Collected two holds... Both appearances were scoreless... Threw one scoreless, hitless inning in the middle game of the series... Struck out two batters in game two of the series... Tossed one clean inning in the series finale... Stranded his lone inherited runner in the finale. **FIU (4/4-5)**: Made his first collegiate start in the finale of the two-game series... Tossed 2 1/3 innings with two runs allowed... Surrendered three hits and struck out two. **Kentucky (4/7-9)**: Started the middle game of the series... Allowed three runs on four hits in four innings of work... Walked three and struck out six. **at South Carolina (4/14-16)**: Started the middle game of the series... Threw four innings and allowed two runs... Surrendered five hits and struck out two. **Alabama (4/20-21)**: Started the middle game of the series... Tossed four innings and allowed three runs on three hits... Walked four and struck out four. **Auburn (4/28-29)**: Threw three innings in a start of the middle game of the season... Allowed five runs on five hits in the loss... Struck out six, walked three and hit one batter. **at Texas A&M (4/4-6)**: Collected his first career save with four shutout innings of relief... Allowed two hits and struck out four batters... Didn't issue a walk and hit one batter. **at Georgia (5/12-14)**: Tossed four innings of scoreless relief... Allowed two hits, hit one batter and struck out three... Didn't allow his lone inherited runner to score. **LSU (5/18-20)**: Took the loss after allowing five runs on four hits in 3 1/3 innings in a start... Walked four, hit one batter and fanned two. **SEC Tournament (5/24-26)**: Started one game on the mound. *vs. Florida (5/26)*: Allowed one run over seven innings in a start on the mound... Allowed four hits and struck out a career-high seven batters... Didn't issue a walk and hit one batter. **NCAA Hattiesburg Regional (6/2-5)**: Started two games on the mound. *vs. South Alabama (6/2)*: Allowed three runs on three hits in two innings of work... Walked five and struck out two. *at Southern Miss (6/5)*: Allowed four runs on four hits in two-thirds of an inning in a start of the finale at the Hattiesburg Regional... Issued one intentional walk and struck out one. **NCAA Baton Rouge Super Regional (6/10-11)**: Appeared in the second game in relief... Threw 3 2/3 innings and allowed four runs – three earned... Gave up two hits, walked two and struck out five... Allowed both inherited runners to score.

2016 (Redshirt-Freshman Season)

Awards: Earned SEC Spring Academic Honor Roll.

Season: Appeared in 21 games off the bench... Went 1-for-8 as a pinch hitter with one walk and one RBI.

FAU (2/19): Made his collegiate debut with a pinch-hit appearance. **South Dakota State (2/20)**: Collected his first collegiate hit with a sixth-inning double. **Alcorn State (3/1)**: Appeared as a pinch hitter and reached base twice... Went 1-for-1 with a double... Also reached via hit-by-pitch. **South Alabama (3/8)**: Singled and scored a run after entering as a defensive replacement. **at Vanderbilt (3/18-20)**: Appeared in two games off the bench... Entered as a pinch hitter in the 13th inning of the series opener... Drove in the game-winning RBI with a two-out single in the 13th inning. **Mississippi Valley State (3/22)**: Reached base via hit-by-pitch. **UT Martin (4/5)**: Entered as a defensive replacement... Doubled to drive in one RBI. **Memphis (4/13)**: Entered as a pinch hitter... Reached via hit-by-pitch and came around to score in the fifth inning. **at Auburn (5/13-15)**: Entered as a pinch hitter in the ninth inning... Tripled to drive in one RBI. **SEC Tournament (5/25-27)**: Appeared against Florida (5/27) as a pinch hitter.

2015 (Freshman Season)

Awards: Earned SEC First-Year Academic Honor Roll.

Season: Redshirt season.



RETURNING BULLDOGS

High School

Lettered three times for head coach John Crumbley at Steinbrenner High School...Two-time Perfect Game All-American, earning honorable mention as a senior and third team as a junior...Named honorable mention Underclass All-American as a sophomore...Named Class 7A Player of the Year as a junior...Tabbed first-team all-state as a junior...Led the Warriors to the first Class 7A-District 9 title as a junior.

Personal

Born Cole Allen Gordon on Oct. 2, 1995 in Tampa, Florida...Son of Tracy and Doug Gordon...Has two brothers, Anthony and Bret...Earned his bachelors degree in business administration and a second degree in marketing...Currently working on a Master of Business Administration degree.

Gordon's Career Hitting Statistics

	Avg	GP-GS	AB	R	H	2B	3B	HR	RBI	TB	SLG%	BB	HBP	SO	GDP	OB%	SF	SH	SB-ATT	PO	A	E	FLD%
2016	.333	21-0	18	3	6	3	1	0	3	11	.611	0	3	7	0	.429	0	0	0-0	33	0	0	1.000
2017	.158	24-13	57	5	9	0	0	3	9	18	.316	6	2	23	2	.258	1	0	0-0	69	9	0	1.000
2018	.000	0-0	0	0	0	0	0	0	0	0	.000	0	0	0	0	.000	0	0	0-0	2	6	2	.800
Career	.200	45-13	75	8	15	3	1	3	12	29	.387	6	5	30	2	.299	1	0	0-0	104	15	2	.983

Gordon's Career Pitching Statistics

	ERA	W-L	App	GS	CG	SHO/CBO	SV	IP	H	R	ER	BB	SO	2B	3B	HR	BF	BAA	WP	HBP	BK	SFA	SHA
2016	---	---	---	---	---	---	---	---	---	---	---	---	---	---	---	---	---	---	---	---	---	---	---
2017	5.69	2-3	19	9	0	0/0	1	55.1	47	36	35	30	59	9	0	5	245	.234	8	6	0	3	5
2018	4.26	4-3	30	1	0	0/1	4	61.1	51	29	29	32	68	5	2	7	264	.227	13	3	0	0	4
Career	4.94	6-6	49	10	0	0/1	5	116.2	98	65	64	62	127	14	2	12	509	.230	21	9	0	3	9



JOSH HATCHER



IF/OF | 6-2 | 175 | So./So. | L/L
Albany, Ga. | Lee County
Major: Marketing

10

Career Notes & Records

Draft: Chosen in the 39th round of the 2017 MLB First Year Player Draft by the Los Angeles Angels.

2018 (Freshman Season)

Awards: Earned all-tournament honors at the Kleberg Bank Classic (2/23-25).

Season: Appeared in 48 games with 44 starts...Started games at first base (25), designated hitter (18) and left field (1)...Owned a season-best hitting streak of four games (3/6-9)...Reached base in eight-straight games (3/20-31)...Ended the season with a six-game reached base streak...Owned 12 multi-hit and six multi-RBI games...Homered at Southern Miss (2/17) and had a multi-home run game versus UC Santa Barbara (2/23)...Went 1-for-2 with a walk in three plate appearances as a pinch hitter...Recorded a hold against Southern (4/4).

at Southern Miss (2/16-18): Appeared in and started all three games at first base...Led the team with a .545 batting average (6-for-11) on the weekend...Made his collegiate debut in the season opener, in both the lineup and on the mound...Posted three hits in the season opener...Entered on the mound in the eighth inning and struck out the only two batters he faced to strand a pair of inherited runners...Had three hits—including his first career home run—with a run scored and two RBIs in the middle game of the series...Walked twice and scored a run in the series finale. **at Jackson State (2/21):** Picked up a single, walked twice and scored two runs in first base...Tied for team high with five RBIs...Had two home runs. **vs. UC Santa Barbara (2/23):** Went 3-for-5 with two home runs and three RBIs...Blasted solo home runs in the first and fourth innings...Had an RBI single in the ninth inning. **vs. Nicholls State (2/24):** Was hit by a pitch and scored a run, and singled in an RBI in the eight-run fourth inning. **Shriners College Classic (3/2-4):** Started the opener vs. Louisiana-Lafayette (3/2) at first base. **New Mexico State (3/6-7):** Went 4-for-9 in two starts at first base during the two-game series...Singled twice, scored a run and drove in one RBI in the series opener...Had two hits and stole his first career base in the series finale.

Utah Valley (3/9-11): Led the team with a .455 batting average (5-for-11)...Reached base seven times in three starts at first base...Went 4-for-5 with a double and a run scored in the series opener...Singled and walked twice in the middle game of the series. **vs. Southeastern Louisiana (3/14):** Drove in the second run of the five-run first inning with a sacrifice fly. **Vanderbilt (3/16-18):** Started all three games at first base...Chipped in a pair of singles in the middle game of the series. **Alcorn State (3/20):** Went 4-for-5 with two doubles, two runs scored, two RBIs and one walk...Doubled and scored a run in the first inning...Plated a pair of runs with a third-inning double...Singled and scored a run in the eighth...Threw two scoreless innings to close out the win...Fanned four, walked one and surrendered one single. **Texas Southern (3/21):** Had a pair of singles, scored twice and stole a base. **at Missouri (3/23-25):** Started all three games at first base...Singled in the series opener...Had two hits—both singles—and walked in the series finale. **at Nicholls State (3/27):** Singled and scored a run in the start at first base. **at LSU (3/29-31):** Appeared in and started two games...Started the series opener at first base and the series finale at designated hitter...Walked and stole a base in the series opener...Singled and was hit by a pitch in the series finale. **Southern (4/4):** Reached on a fielder's choice and scored a run in the four-run eighth inning...Collected his first career hold with one-third of an inning of work, allowing one hit and one walk. **Ole Miss (4/7-8):** Started all three games...Reached base in each game of the series...Started the series opener at designated hitter and posted two hits and a walk...Drove in three RBIs and scored a run...Had an RBI ground out in the second inning and a two-RBI single in the third...Started the middle game of the series in left field and was hit by a pitch...Walked twice as the designated hitter in the series finale. **at Alabama State (4/11):** Reached base twice in the game, going 1-for-6...Reached on an error in the first inning and scored a run...Singled in the fourth inning. **at Auburn (4/13-15):** Appeared in all three games with two starts at designated hitter...Went hitless in the series opener...Singled, walked and scored a run in the middle game of the series...Came off the bench to contribute a pinch-hit, ninth-inning double and scored a run in the series finale. **at Memphis (4/18):** Started at designated hitter and walked once.

RETURNING BULLDOGS

at Arkansas (4/20-21): Started the series opener and chipped in a single. **Texas A&M (4/27-29):** Started all three games at designated hitter...Had a sacrifice hit in each contest...Singled and scored a run in the series opener...Reached on an error in the eighth inning of the middle game in the series and scored a run...Reached on an error in the series finale. **at Alabama (5/4-6):** Appeared in and started two games at designated hitter...Drove in a pair of RBIs in the series opener, including one on a sacrifice fly...Singled in the middle game of the series. **at Kentucky (5/11-13):** Appeared in the final two games of the series...Made four plate appearances...Went 1-for-2 with a walk and a run scored in the series finale. **Florida (5/17-19):** Started the final two games of the series at designated hitter...Singled and laid down a sacrifice bunt in the middle game of the series...Walked once in the series finale. **SEC Tournament (5/22):** vs. **LSU (5/22):** Singled twice, scored two runs and walked. **NCAA Tallahassee Regional (6/1-4):** Appeared in and started one games. vs. **Oklahoma (6/1):** Started at designated hitter and reached base twice...Singled in the fifth inning and reached on an error in the seventh. **NCAA Nashville Super Regional (6/8-10):** at **Vanderbilt:** Appeared in the series finale as a pinch hitter...Led off the top of the 11th inning with a walk and scored the eventual game-winning run on Tanner Allen's double.

High School

Lettered four times for Brandon Brock at Lee County High School...Helped the Trojans to the Class 6A State Championship Series as a senior...Earned third-team All-American from Perfect Game as a senior...Selected as a Perfect Game Underclass All-American as a junior (third team) and sophomore (honorable mention)...Tabbed first-team All-Southeast Region by Perfect Game as a senior...Two-time 6A All-State honoree, garnering first-team honors as a senior and second-team laurels as a junior.

Personal

Born Joshua Jacob Hatcher on September 3, 1998 in Albany, Georgia...Son of Greg Hatcher...Has one brother, Ryan, and one sister, Brooke...Majoring in marketing.

Hatcher's Career Hitting Statistics

	Avg	GP-GS	AB	R	H	2B	3B	HR	RBI	TB	SLG%	BB	HBP	SO	GDP	OB%	SF	SH	SB-ATT	PO	A	E	FLD%
2018	.259	48-44	174	25	45	4	0	3	16	58	.333	20	4	47	5	.345	2	4	4-5	209	13	0	1.000
Career	.259	48-44	174	25	45	4	0	3	16	58	.333	20	4	47	5	.345	2	4	4-5	209	13	0	1.000

Hatcher's Career Pitching Statistics

Year	ERA	W-L	App	GS	CG	SHO/CBO	SV	IP	H	R	ER	BB	SO	2B	3B	HR	BF	BAA	WP	HBP	BK	SFA	SHA
2018	0.00	0-0	3	0	0	0/1	0	3.0	2	0	0	2	6	0	0	0	13	.182	1	0	0	0	0
Career	0.00	0-0	3	0	0	0/1	0	3.0	2	0	0	2	6	0	0	0	13	.182	1	0	0	0	0



KEEGAN JAMES

RHP | 6-2 | 214 | Sr./Jr. | R/R
 Southaven, Miss. | DeSoto Central
 Major: Business Administration

18

2018 (Redshirt-Sophomore Season)

Awards: Earned SEC Academic Honor Roll.

Season: Appeared in 26 games in relief...Had a team-leading five holds...Also had one blown save...Collected his lone win of the season against Utah Valley (3/9)...Posted holds at Jackson State (2/21), versus Texas Southern (3/21), against Southern (4/4), versus Arkansas (4/21) and at Vanderbilt (6/9) in the Super Regional...Stranded nine of 18 inherited runners.

at Southern Miss (2/16-18): Returned from injury in the season opener to work two innings...Allowed two runs – one earned – on two hits...walked one, hit one batter and struck out one. **at Jackson State (2/21):** Picked up his first hold of the season with 3 2/3 scoreless innings...Allowed two hits and struck out five. **at McNeese State (2/28):** Threw a season-high 92 pitches in 5 1/3 innings of work...Took the loss allowing three runs on six hits...Walked two and fanned seven...Allowed one inherited runner to score. **Shriners College Classic (3/2-4):** Appeared in one game. vs. **Sam Houston State (3/4):** Allowed one run in 1 2/3 innings of work...Fanned one, walked one and hit one batter...Stranded an inherited runner in the seventh inning. **New Mexico State (3/6-7):** Tossed two scoreless innings in the two-game series finale...Allowed one hit, walked one and struck out two. **Utah Valley (3/9-11):** Threw two scoreless innings – seventh and eighth – enabling MSU to rally for a win in the second game of a doubleheader...Earned the win with two strikeouts and just one hit allowed...Hit two batters in the outing. **vs. Southeastern Louisiana (3/14):** Allowed three runs – two earned – in one-third of an inning...Allowed three hits and struck out one in the loss.

Vanderbilt (3/16-18): Allowed one run in three innings of work in the series opener...Gave up three hits, walked one and struck out two. **Texas Southern (3/21):** Notched a hold with two scoreless innings...Allowed one hit, walked one and fanned two. **at Missouri (3/23-25):** Appeared in the series opener...Allowed two unearned runs in 2 1/3 innings of work...Allowed two hits, walked one and struck out two...Stranded a pair of inherited runners in the sixth inning with a strikeout. **at Nicholls State (3/27):** Allowed three hits in 1 1/3 innings...Allowed one run and let two inherited runners score in the outing...Struck out two. **Southern (4/4):** Added his third hold of the season with one scoreless inning...Gave up one hit, walked two – one intentional – and struck out one. **Ole Miss (4/7-8):** Tossed two scoreless, hitless innings in the first game of a doubleheader...Walked one and struck out one. **at Alabama State (4/11):** Surrendered just two singles in one scoreless inning of work...Walked one and struck out three. **at Memphis (4/18):** Allowed three hits in three scoreless innings...Walked one and struck out one. **at Arkansas (4/20-21):** Collected his fourth hold of the season with one-third of an inning of work in the middle game of the series...Allowed a solo home run. **vs. Ole Miss (4/24):** Fanned three and allowed two singles in 2 1/3 scoreless innings. **Texas A&M (4/27-29):** Threw two-thirds of an inning in the middle game of the series...Allowed two runs on three hits...Entered in the sixth inning and stranded a pair of inherited runners with a double play to end the inning. **at Alabama (5/4-6):** Allowed four runs on five hits in two innings of work in the series opener...Struck out four and hit one. **vs. Troy (5/9):** Threw one inning...Allowed three runs on three hits...Walked one. **at Kentucky (5/11-13):** Appeared in the series opener...Allowed run on two hits...Also allowed one inherited runner to score...Didn't record an out in the appearance.



RETURNING BULLDOGS

Florida (5/17-19): Allowed one run in 1 2/3 innings of work in a blown save opportunity...Gave up one hit, walked one and hit a batter. **NCAA Tallahassee Regional (6/1-4):** Appeared in one game. *vs. Oklahoma (6/1):* Threw 1 2/3 innings...Allowed one run on two hits...Struck out two. **NCAA Nashville Super Regional (6/8-10): at Vanderbilt:** Appeared in the final two games of the series...Posted a hold in the middle game of the series...Allowed two hits and walked one in two-thirds of an inning in the middle game of the series... Allowed an inherited runner to score in the middle game of the series, collecting his fifth hold of the season...Stranded an inherited runner in a scoreless inning of work in the series finale. **College World Series (6/16-23):** Appeared in one game. *vs. Oregon State (6/22):* Threw 3 2/3 innings...Allowed four hits, walked three and hit a batter...Surrendered one run and allowed all three inherited runners to score...Fanned three batters.

2017 (Sophomore Season)

Season: Missed the season due to injury.

2016 (Freshman Season)

Season: Appeared in 14 games with four starts...Picked up his first collegiate win in his collegiate debut versus South Dakota State (2/20)...Made his first collegiate start against Alcorn State (3/1), in a victory...Posted one hold... Collected victories against South Dakota (2/20), Alcorn State (3/1) and ULM (4/20)...Logged lone hold at Alabama (4/28)...Stranded eight of 10 inherited runners.

South Dakota State (2/20): Threw 4 1/3 innings of relief in his collegiate debut to earn the win...Allowed one run on five hits...Struck out two, walked one and hit one batter...Stranded both inherited runners. **Alcorn State (3/1):** Made his first collegiate start...Threw one inning in a scheduled short start to get the win...Allowed one hit and hit one batter. **Oral Roberts (3/16):** Tossed two innings in a schedule short start...Allowed one run on one hit...Struck out one. **at Vanderbilt (3/18-20):** Appeared in one game in the series...Threw 3 2/3 innings in the series finale...Allowed one run on three hits...Struck out two...Allowed one of two inherited runners to score.

Georgia (3/24-26): Started the series finale...Tossed 1 2/3 innings scoreless... Walked three and allowed one hit. **UT Martin (4/5):** Threw two scoreless innings in relief...Allowed two singles. **at Florida (4/8-10):** Surrendered two runs on two hits in one inning of relief work...Struck out two. **Memphis (4/13):** Tossed 1 1/3 innings in a start...Allowed one run on two hits...Struck out two. **Texas A&M (4/15-17):** Appeared in the series finale...Retired the only batter he faced in relief to strand one inherited runner. **ULM (4/20):** Collected the win with one hitless, scoreless inning of relief...Struck out one. **at LSU (4/22-24):** Appeared in the series finale...Allowed two runs on two hits in two innings of relief work...Walked one and struck out two...Allowed lone inherited runner to score. **at Alabama (4/28-30):** Collected a hold by retiring the only batter he faced to strand a pair of inherited runners in the series opener. **at Troy (5/11):** Tossed 3 2/3 hitless innings in relief...Allowed one unearned run...Walked two and struck out two. **SEC Tournament (5/25-27):** Appeared in one game. *vs. Florida (5/27):* Threw two-thirds of an inning...Allowed one run...Walked one and struck out one...Stranded his lone inherited runner.

High School

Lettered three times for head coach Mark Monaghan at DeSoto Central High School...Helped the Jaguars to the Mississippi High School Activities Association 6A state championship as a senior...Was a part of the MHSAA state runner-up squad as a junior...Earned Perfect Game All-America honors as a sophomore, junior and senior...Tabbed first-team all-state and first-team all-district as a senior...Selected to the National Showcase Rawlings Top Prospect Team as a junior...Participated in the North Mississippi vs. West Tennessee All-Star Game and Mississippi High School All-Star Game as a senior...Named MVP of the MHSAA All-Star game as a senior...Also lettered all four years in football.

Personal

Born Keegan James on April 1, 1997 in Germantown, Tennessee...Son of Stacie and Greg James...Has two siblings, Kamren and Sterling...Father, aunt, uncle and both grandparents attended Mississippi State...Majoring in business administration.

James' Career Pitching Statistics

Year	ERA	W-L	App	GS	CG	SHO/CBO	SV	IP	H	R	ER	BB	SO	2B	3B	HR	BF	BAA	WP	HBP	BK	SFA	SHA
2016	3.24	3-0	14	4	0	0/3	0	25.0	19	10	9	8	15	3	1	2	101	.213	1	3	0	0	1
2017	--Redshirt Season (Injury)--																						
2018	4.34	1-2	26	0	0	0/2	0	47.2	58	27	23	19	45	10	2	3	222	.312	8	9	0	2	6
Career	3.96	4-2	40	4	0	0/5	0	72.2	77	37	32	27	60	13	3	5	323	.280	9	12	0	2	7



ROWDEY JORDAN

IF/OF | 5-10 | 171 | So./So. | S/R
Auburn, Ala. | Auburn
Major: Undecided

4

2018 (Freshman Season)

Awards: Earned Freshman All-America honors from D1Baseball.com...Named to the NCAA Tallahassee Regional All-Tournament Team (6/1-4).

Season: Appeared in 57 games with 51 starts...Started all 51 games in left field...Hit second in the lineup in 25 starts and ninth in the order in 26 starts...Owned a season-best hitting streak of seven games from April 14-24...Had a season-long reached base streak of nine games from April 28-May 13...Owned 20 multi-hit games, which ranked No. 4 on the team...Had 10 multi-RBI contests to sit tied for No. 3 on the team...Homered against New Mexico State (3/7), Utah Valley (3/11), Arkansas (4/21), twice at Alabama (5/4 & 5/5) and twice in the NCAA Regional, both coming vs. Oklahoma (6/1 & 6/3)...Was 0-for-3 as a pinch hitter.

Rankings: Finished No. 112 nationally and No. 9 in the SEC in sacrifice flies (5).

at Southern Miss (2/16-18): Appeared in all three games with starts in the first two games of the season...Collected a hit in his first collegiate at bat. **at Jackson State (2/21):** Plated his first career RBIs with a fourth-inning, two-RBI single. **Shriners College Classic (3/2-4):** Started all four games...Reached base six times with four hits and two walks. *vs. Louisiana-Lafayette (3/2):* Posted a pair of hits, including his first career extra-base hit...Singled and stole a base in the third inning...Doubled and scored in the ninth inning. *vs. Houston (3/3):* Singled twice. *vs. Sam Houston State (3/4):* Walked twice. **New Mexico State (3/6-7):** Started both games...Doubled, walked and scored two runs in the series opener...Plated an RBI in the first game of the series with a sacrifice fly...Lone hit in the series finale was a sixth-inning grand slam for his first collegiate home run. **Utah Valley (3/9-11):** Started all three games...Plated a run with a sacrifice fly in the series opener...Capped the series with a 2-for-4 day at the plate, including a three-run home run. **vs. Southeastern Louisiana (3/14):** Drove in a pair of first-inning runs with a single.

RETURNING BULLDOGS

Vanderbilt (3/16-18): Appeared in all three games with two starts...Walked twice in the series opener...Reached via hit-by-pitch in the middle game of the series. **at Missouri (3/23-25):** Started the series finale...Was 1-for-4 with a run scored in the finale. **at LSU (3/29-31):** Started the series opener...Reached base via walk. **Ole Miss (4/7-8):** Appeared in two games with one start...Started the series opener...Doubled in one RBI and scored a run in the fifth inning...Pinch hit in the series finale. **at Alabama State (4/11):** Pinch hit and drove in an RBI with a sacrifice fly in the eighth inning. **at Auburn (4/13-15):** Started the final two games of the series...Doubled twice and scored a run in the middle game of the series...Had an RBI single in the ninth inning of the series finale. **at Memphis (4/18):** Singled and walked in a mid-week start. **at Arkansas (4/20-21):** Started all three games...Hit .714 on the weekend (5-for-7)...Also reached once via walk...Scored one run in each game of the series...Singled twice and scored a run in the series opener...Homered for his only hit in the middle game of the series...Also had a sacrifice hit which led to runs in the fifth inning of the middle game in the series...Reached base three times in the series finale...Singled, doubled, walked and scored a run in the series finale. **vs. Ole Miss (4/24):** Doubled and scored a run in a start...Moved the game-tying run into scoring position in the ninth inning. **Texas A&M (4/27-29):** Started all three games...Hit .500 (6-for-12) and reached base via hit-by-pitch once in the series...Reached base four times in the middle game of the series, going 3-for-4 with a hit-by-pitch...Scored twice in the middle game of the series...Was 3-for-5 with a double and a run scored in the series finale. **at Alabama (5/4-6):** Started all three games...Reached base in all three games...Two of his three hits were home runs...Hit a three-run home run in the five-run second inning of the series opener...Also doubled and scored a run in the first game of the series...Hit a solo home run in the seventh inning of game two in the series...Walked and scored the final run in the series finale to help Mississippi State win the series. **vs. Troy (5/9):** Was 3-for-4 with a walk, two runs scored and one RBI...Scored the game-tying run in the ninth inning to help MSU rally to win. **at Kentucky (5/11-13):** Started all three games...Reached base multiple times in all three games...Posted three hits, four walks and one hit-by-pitch on the weekend...Drove in two runs with a second-inning single in the series opener...Added a walk and hit-by-pitch in the first game of the weekend...Walked twice and scored a run in the middle game of the series...Singled twice, walked, scored three runs and had one RBI in the series finale. **Florida (5/17-19):** Started all three games...Had two hits, two runs scored and two RBIs in the middle game of the series...Also reached on an error in the second inning that allowed an unearned run to score...Singled, walked twice and scored a pair runs in the series finale.

R. Jordan's Career Hitting Statistics

	Avq	GP-GS	AB	R	H	2B	3B	HR	RBI	TB	SLG%	BB	HBP	SO	GDP	OB%	SF	SH	SB-ATT	PO	A	E	FLD%
2018	.321	57-51	193	39	62	15	1	7	37	100	.518	21	4	40	4	.390	5	3	2-2	87	2	4	.957
Career	.321	57-51	193	39	62	15	1	7	37	100	.518	21	4	40	4	.390	5	3	2-2	87	2	4	.957



JARED LIEBELT

RHP | 6-0 | 169 | Sr./Sr. | R/R
Aurora, Ill. | West Aurora (Wauboonsee C.C.)
Major: Psychology

19

2018 (Junior Season)

Season: Appeared in 12 games with one start...Lone start came at McNeese State (2/28)...Posted two holds and had one blown save opportunity...Collected holds versus UC Santa Barbara (2/23) and Southern (4/4)...Stranded three of six inherited runners.

at Southern Miss (2/16-18): Appeared in the season opener and allowed seven runs in 1 1/3 innings...Surrendered four hits, walked four and hit three batters in the appearance. **at Jackson State (2/21):** Struck out two and didn't allow a run in one inning of work...Allowed one of two inherited runners to score. **Kleberg Bank College Classic (2/23-25):** Appeared in one game. **vs. UC Santa Barbara (2/23):** Registered his first hold of the

SEC Tournament (5/22): vs. LSU (5/22): Singled twice, walked, scored a run and stole a base in a start. **NCAA Tallahassee Regional (6/1-4):** Hit .455 (10-for-22) with a .520 on-base percentage in five starts...Five of his 10 hits went for extra bases (3 doubles, 2 home runs)...Scored six runs and drove in six RBIs...Had a team-best 19 total bases. **vs. Oklahoma (6/1):** Went 3-for-5 with a home run...Scored once and drove in two RBIs. **vs. Samford (6/3):** Had two hits, scored twice and drove in one RBI...Doubled in an RBI in the second inning...Singled and scored in the seventh...Walked and scored the eventual game-winning run in the eighth inning. **vs. Oklahoma (6/3):** Went 3-for-6, including a single, double and home run...Also reached once via error...Hit a two-run home run in the third inning...Doubled and scored in the seventh inning. **vs. Oklahoma (6/4):** Was 2-for-3 and reached base four times in the game, including a walk and hit-by-pitch...Scored one run and drove in an RBI. **NCAA Nashville Super Regional (6/8-10):** **at Vanderbilt:** Led the team with a .429 batting average (6-for-14)...Both RBIs came on sacrifice flies...Singled and scored a run in the third inning of the series opener...Had two hits, including a triple, in the middle game of the series...Was 3-for-4 with two singles and a double in the series finale...Had a pair of RBIs and a run scored...Had a single and run scored in the four-run 11th inning of the series clinching win. **College World Series (6/16-23):** Started all four games. **vs. North Carolina (6/19):** Singled, scored a run and drove in an RBI in the eight-run eighth inning. **vs. Oregon State (6/22):** Reached base once via walk. **vs. Oregon State (6/23):** Went 2-for-4 with a pair of singles...Had an RBI single in the third inning.

High School

Lettered three times for head coach Matt Cimo at Auburn High School...Tabbed honorable mention All-American by Perfect Game as a senior...Was a honorable mention All-American as a junior according to Perfect Game...Garnered first-team All-Southeast Region from Perfect Game as a senior...Selected as a first-team all-state performer by AL.com and the Alabama Sports Writers Association as a sophomore and senior...Claimed the Alabama 7A batting title as a sophomore...Also lettered in football.

Personal

Born William Kevin Jordan on Jan. 27, 1999 in Auburn, Alabama...Son of Angel and Kevin Jordan...Has three siblings, Mackenzie, Jayden and Addison...Undecided.

season...Allowed two runs on two hits with one walk...Threw one-third of an inning. **at McNeese State (2/28):** Threw one-third of an inning...Allowed two runs...Surrendered one hit and hit a batter. **vs. Southeastern Louisiana (3/14):** Threw a scoreless, hitless inning...Fanned two. **Texas Southern (3/21):** Tossed two scoreless innings...Allowed one hit, walked one and struck out one. **at Missouri (3/23-25):** Allowed two unearned runs on five hits in 2 1/3 innings in the series finale...Was saddled with a blown save in the series finale loss. **at LSU (3/29-31):** Allowed four runs on five hits in one-third of an inning in the series opener...Allowed one inherited runner to score. **Southern (4/4):** Posted his second hold of the season with 1.2 innings of scoreless, hitless relief...Fanned two batters...Stranded two inherited runners in the fifth inning to preserve a 1-0 lead at the time.



RETURNING BULLDOGS

Ole Miss (4/7-8): Hit a batter in two scoreless, hitless innings of relief in the middle game of the series. **at Memphis (4/18):** Surrendered three runs in one-third of an inning of work...Walked two — one intentionally — and allowed one hit. **NCAA Tallahassee Regional (6/1-4):** Made one appearance. *vs. Oklahoma (6/1):* Allowed one run in one-third of an inning...Hit a batter and gave up two doubles in the outing...Allowed an inherited runner to score in the outing.

2017 (Sophomore Season – Waubensee C.C.)

Awards: Selected first-team All-Region IV...Tabbed first-team All-Illinois Skyway Collegiate Conference.

Season: Started all 10 games on the mound...Owned a 6-2 record with two complete game shutouts...Collected victories versus Harper C.C. (2/27), against Mott C.C. (3/16), versus Joliet (4/2), at Elgin C.C. (4/7), against Oakton C.C. (4/20) and at Harper (5/6)...Tossed at least five innings in seven of 10 starts...Struck out double-digit hitters in five contests...Posted six quality starts...Struck out 89 batters to just 17 walks...Tossed seven innings versus Mott C.C. (3/16), striking out 12 and walking only one...Fanned a career-high 13 batters against Herkimer C.C. (3/10)...Made one plate appearance and was hit by a pitch.

2016 (Freshman Season – Waubensee C.C.)

Awards: Earned second-team All-Region IV...Named first-team All-Illinois Skyway Collegiate Conference...Two-time National Junior College Athletic Association Division II Pitcher of the Week.

Season: Started all 13 games on the mound...Posted a 9-4 overall record with seven complete games...Owned two shutouts...Collected victories against Rainy River C.C. (3/11), versus Herkimer C.C. (3/16), at Prairie State (3/29), versus Morton (4/5), against Elgin C.C. (4/11), at Moraine Valley C.C. (5/2), versus Illinois Valley C.C. (5/7), at Joliet C.C. (5/13) and versus Schoolcraft C.C. (5/21)...Threw at least five innings in 11 of 13 starts...Struck out double-digit batters in six of 13 outings...Logged eight quality starts...Struck out 100 batters to 24 walks...Threw a career-high nine innings at Joliet (5/13) with 10 strikeouts.

High School

Lettered three times for head coach John Reeves at West Aurora High School...Selected team captain and team MVP as a senior...Earned honorable mention All-American by Perfect Game as a junior...Tabbed All-Upstate 8 Conference as a senior...Three-time Academic All-Upstate 8 Conference.

Personal

Born Jared Timothy Liebelt on Jan. 20, 1997 in Milwaukee, Wisconsin...Son of Jodi and Tim Liebelt...Has one sister, Jordyn...Majoring in psychology.

Liebelt's Career Pitching Statistics

Year	ERA	W-L	App	GS	CG	SHO/CBO	SV	IP	H	R	ER	BB	SO	2B	3B	HR	BF	BAA	WP	HBP	BK	SFA	SHA
2018	13.15	0-0	12	1	0	0/1	0	13.0	21	21	19	8	7	6	0	0	76	.362	4	7	0	1	2
Career	13.15	0-0	12	1	0	0/1	0	13.0	21	21	19	8	7	6	0	0	76	.362	4	7	0	1	2



ELIJAH MacNAMEE

OF | 6-3 | 198 | Sr./Sr. | R/R
Cypress Texas | Cypress Ranch (Blinn C.C.)
Major: Interdisciplinary Studies

40

2018 (Junior Season)

Awards: Earned a spot on the all-tournament team and was named the Most Outstanding Player of the NCAA Tallahassee Regional.

Season: Appeared in 53 games with 46 starts...Started games in right field (39) and left field (7)...Reached base in 45 of 53 games played...Reached base in a team-best 31-straight games from April 11-June 19, which was the longest by a Bulldog since Brett Pirtle's 39-game reached base streak in 2014...Had a season-best hitting streak of 12 games from May 13-June 9...Owned 15 multi-hit games...Posted 10 multi-RBI contests, including a pair of games with five-plus RBIs (6 - Florida, 5/19; 5 - at Vanderbilt, 6/8)...Homered at Alabama (5/6), twice versus Florida (5/17 & 5/19), three times in the NCAA Tallahassee Regional, against Oklahoma (6/1), at Florida State (6/2) and versus Samford (6/3) and twice in the NCAA Super Regional series-opening win at Vanderbilt (6/8)...Was 0-for-2 with a hit-by-pitch in three plate appearances as a pinch hitter.

at Southern Miss (2/16-18): Appeared in all three games with two starts...Singled for this lone hit of the weekend in the middle game of the series. **at Jackson State (2/21):** Came off the bench and went 1-for-2 with an RBI single in the ninth inning. **Kleberg Bank College Classic (2/23-25):** Started all three games. *vs. UC Santa Barbara (2/23):* Plated the eventual game-winning runs with a two-RBI single in the fourth inning...Also reached on a hit-by-pitch. *vs. Nicholls State (2/24):* Was 2-for-4 with two RBI and a run scored...Notched an RBI in the first inning with a single...Plated a run with a sacrifice fly in the third inning. **New Mexico State (3/6-7):** Appeared in both games of the series with a start in the series finale...Drew a bases loaded walk and scored a run in the five-run sixth inning of the series finale...Was 1-for-3 with a run scored and one RBI in the finale.

vs. Southeastern Louisiana (3/14): Posted an RBI and scored a run in the five-run first inning. **Vanderbilt (3/16-18):** Appeared in one game...Entered the middle game of the series as a pinch hitter and was hit by a pitch. **Texas Southern (3/21):** Went 1-for-1 with three walks...Scored three runs...Plated one RBI with a fifth-inning single. **at Missouri (3/23-25):** Started all three games...Led the team with a .417 average (5-for-12) and .536 on-base percentage...Reached base multiple times in all three games...Singled twice in the season opener...Singled, walked and was hit by a pitch in the middle game of the series...Also added a sacrifice hit in the second game of the weekend...Reached base four times in the series finale...Went 2-for-4 with a walk and a hit-by-pitch in the final game of the series. **at Nicholls State (3/27):** Collected one walk. **at LSU (3/29-31):** Appeared in all three games with two starts...Singled, walked and scored a run in the middle game of the series. **Ole Miss (4/7-8):** Appeared in the series finale and was hit by a pitch in his lone plate appearance. **at Alabama State (4/11):** Came off the bench and went 1-for-1 and scored a run. **at Memphis (4/18):** Made the start and walked once in four plate appearances. **at Arkansas (4/20-21):** Started all three games...Collected a hit and an RBI in each game...Plated the game-winning run in the eighth inning of the series opener...Plated the final run of the game with an RBI double in the eighth inning of the middle game in the series...Had a sacrifice bunt that led to a run in the fifth inning of the series finale...Plated a run with an RBI single and scored a run in the sixth inning of the final game in the series. **vs. Ole Miss (4/24):** Doubled in an RBI for his only hit of the Governor's Cup. **Texas A&M (4/27-29):** Started all three games...Reached base in all three games of the series...All three hits were doubles...Doubled in an RBI and scored a run in the second inning of the series opener...Doubled twice and scored a pair of runs in the middle game of the series...Plated an RBI with his first double of the game in the six-run third inning in game two of the series...Worked a walk in the series finale.

RETURNING BULLDOGS



at Alabama (5/4-6): Started all three games...Collected at least one hit and one RBI in each game of the series...Reached base four times in the series opener, going 3-for-5 at the plate...Scored three runs in the game...Posted a second-inning RBI single and scored a run...Reached on an error and scored a run in the eighth inning...Singled and scored the eventual game-winning run in the 10th inning...Singled, walked and plated a run with a sacrifice fly in the middle game of the series...Reached base twice in the series finale...Hit a two-run home run in the fifth inning to open the scoring for State...Also reached on an error in the sixth and stole a base. **vs. Troy (5/9):** Went 3-for-5 with a double and two runs scored...Scored winning run on an error to walk off a win. **at Kentucky (5/11-13):** Started all three games...Reached base in all three games...Had a pair of singles and a run scored in the series opener...Reached base via walk in the middle game of the series...Went 3-for-6 with two runs scored and three RBIs in the series finale...Drove in a pair of runs with a ninth-inning double in the final game of the series. **Florida (5/17-19):** Started all three games and tied for the team lead with a .538 batting average (7-for-13) in the series...Drove in a team-best eight runs and scored a team-high tying six runs...Posted three-straight multi-hit games...Opened the scoring with a seventh-inning, two-run home run in the series opener...Added a single in the first game of the series...Went 2-for-4 with a pair of singles and two runs scored in the middle game of the series...Hit the second of two first-inning home runs, a three run shot, to start a 3-for-5 day at the plate in the series finale...Totalled a career-high six RBIs in the final game of the series...Doubled in an RBI in the third inning...Drove in two more runs with an eighth-inning double. **SEC Tournament (5/22):** vs. *LSU (5/22):* Chipped in a single. **NCAA Tallahassee Regional (6/1-4):** Started all five games...Hit .364 (7-for-22) and reached base safely 10 times in the regional...Drove in a team-best eight RBIs. **vs. Oklahoma (6/1):** Went 3-for-5 with two runs scored and three RBIs...Plated a run with a double in the third inning...Hit a two-run home run in the fourth inning...Added an eighth inning single. **vs. Florida State (6/2):** Posted two of MSU's four hits...Singled in the fifth inning...Hit a walk-off, three-run home run with two strikes. **vs. Samford (6/3):** Hit the second of two first-inning home runs for MSU, a two-run shot...Reached on an error and scored in the third inning...Was hit by a pitch in the fifth. **vs. Oklahoma (6/3):** Singled and scored a run in the eight-run third inning...Was hit by a pitch in the sixth. **vs. Oklahoma (6/4):** Singled and scored the eventual game-winning run in the fourth inning. **NCAA Nashville Super Regional (6/8-10):** at *Vanderbilt:* Started all three games...Led the team with five RBIs in the series...Went 3-for-5 with five RBIs in the series opener...Hit two home runs in the first game of the series...Smacked a three-run home run in the third inning...Singled in the fifth inning...Hit a walk-off, two-run home run with two strikes in the ninth inning of the series opener...Singled for his lone hit in the middle game of the series...Was hit by a pitch and scored a run in the series finale. **College World Series (6/16-23):** Started all four games. **vs. Washington (6/16):** Posted a pair of hits. **vs. North Carolina (6/19):** Singled and scored a run in the second inning...Reached on a fielder's choice and scored a run in the eighth inning. **vs. Oregon State (6/23):** Walked and scored a run in the ninth inning.

2017 (Sophomore Season)

Season: Appeared in 57 games with 48 starts...Started games as designated hitter (18), in left field (15) and right field (15)...Had a season-long nine-game hitting streak (April 21-May 13)...Owned a season-long reached base streak of 13 games (April 18-May 16)...Closed the season on a six-game hitting streak...Posted nine multi-hit games...Logged six multi-RBI games...Homered against Tennessee (3/24) and at Georgia (5/12)...Was 3-for-6 as a pinch hitter with one walk.

Indiana State (2/24): Made his MSU debut in a pinch-hit appearance...Walked in his lone plate appearance. **Marist (2/25):** Posted his first collegiate hit with a pinch-hit single...Stole a base and came around to score. **Indiana State (2/25):** Went 1-for-3 with a walk in a start at designated hitter. **at Oregon (3/3-5):** Appeared in all three games with two starts...Had a pinch-hit double in the series opener...Reached on a fielder's choice and scored in the middle game of the series...Doubled to plate two RBIs in the series finale.

South Alabama (3/10): Went 1-for-4 with a single in a start. **Columbia (3/12):** Singled for his lone hit...Reached on a fielder's choice, stole a base and scored a run in the sixth inning. **Columbia (3/13):** Walked and scored a run. **at Arkansas (3/17-19):** Appeared in all three games with two starts...Had a hit in each game of the series...Singled and stole a base in the series opener as a pinch hitter...Started the middle game of the series and went 1-for-3...Added a sacrifice hit in the middle game of the series...Started in the outfield and went 1-for-4 with a single. **vs. Southern Miss (3/21):** Singled and score a run in a start in the outfield. **Tennessee (3/24-26):** Started all three games...Totalled six hits, four RBIs and three runs scored...Scored a run in each game of the series...Went 2-for-4 with his first collegiate home run in the series opener...Hit a first-inning, two-run home run in the series opener...Singled and scored a run in the middle game of the series...Went 3-for-5 with two RBIs in the series finale...Drove in a run with a single in the first inning and came around to score a run in the series finale...Plated one RBI with a single in the fourth inning. **at Memphis (3/28):** Walked and scored a run in the five-run first inning. **at Ole Miss (3/30-4/1):** Started all three games...Reached base via walk in the series opener...Was 2-for-4 in the middle game of the series...Chipped in a sacrifice hit in the fourth inning to set up Josh Lovelady's sacrifice fly that drove in the eventual game-winning run. **FIU (4/4/5):** Started one game at designated hitter. **Kentucky (4/7-9):** Appeared in the series opener and series finale...Started in the series finale in the outfield...Went 3-for-5 in the series finale with three runs scored...Doubled and scored a run in the fourth...Singled and came around to score in both the sixth and seventh inning of the series finale. **Mississippi Valley State (4/11):** Started in the outfield and went 1-for-3...Drove in one RBI with an eighth-inning sacrifice fly. **at South Carolina (4/14-16):** Appeared in all three games, starting the first two games in the series...Went 2-for-4 in the series opener...Singled and scored a run in the second inning...Doubled and came around to score in the ninth innings of the opener...Reached base via walk in the second game of the series. **at South Alabama (4/18):** Was hit by a pitch in the fourth inning. **Alabama (4/20-21):** Bookended the series with starts at designated hitter...Walked and scored a run in the three-run sixth inning of the series opener...Singled to drive in two RBIs in the nine-run sixth inning of the series finale...Also scored a run in the sixth inning of the finale. **Auburn (4/28-29):** Started all three games at designated hitter...Tripled in one RBI and scored a run in the fourth inning of the series opener...Singled for his lone hit of the middle game in the series...Reached base twice, once on an error, in the series finale...Plated one RBI on a single in the seventh inning of the finale. **at Texas A&M (4/4-6):** Started all three games in the outfield...Had hits in all three games...Drove in one RBI with a fourth-inning single in the series opener...Had an RBI single in the first inning of the middle game in the series...Went 2-for-4 with a double and one run scored...Singled and came around to score in the seventh inning of the series finale. **at Georgia (5/12-14):** Appeared in all three games with starts in the first two games of the series...Hit a two-run home run in the sixth inning of the series opener...Singled in the middle game of the series...Walked and stole a base as a pinch hitter in the sixth inning of the series finale...Added a sacrifice fly in the eighth inning of the finale. **Troy (5/16):** Started in the outfield and walked in four plate appearances. **LSU (5/18-20):** Appeared in all three games with starts in the final two games of the series...Walked and came around to score in the middle game of the series...Reached on an error in the series finale. **SEC Tournament (5/24-26):** Started all four games in the outfield...Led the team with a .467 batting average (7-for-15) and a .500 on-base percentage...Had a team-high seven hits. **vs. Georgia (5/24):** Went 1-for-3 with a hit-by-pitch. **vs. Arkansas (5/25):** Went 3-for-5 with one RBI...Plated a run with a sixth-inning single. **vs. Florida (5/26):** Went 2-for-3 at the plate with two singles. **vs. Arkansas (5/26):** Singled for his lone hit of the game. **NCAA Hattiesburg Regional (6/2-5):** Started all five games in the outfield...Posted hits in each of the final four contests. **vs. UIC (6/4):** Went 2-for-4 with one run scored and two RBIs...Drove in one RBI with a single in the fourth inning...Doubled to drive in the eventual game-winning run in the fifth inning. **vs. South Alabama (6/4):** Singled and was hit by a pitch. **at Southern Miss (6/5):** Reached base twice in the first game of the day...Walked with two outs in the third inning in front of Josh Lovelady's three-run home run...Singled in the seventh inning. **at Southern Miss (6/5):** Singled to plate one RBI in the ninth inning. **NCAA Baton Rouge Super Regional (6/10-11):** Started both games in the outfield...Singled in the series opener...Singled to drive in one RBI in the second game of the Super Regional.



RETURNING BULLDOGS

2016 (Freshman Season – Blinn College)

Awards: Selected first-team All-Region 24.

Season: Appeared in 54 games... Collected a hit in 39 of 54 games... Reached base in 44 of 54 games... Opened his freshman season with a season-long 17-game hitting streak (Feb. 2-March 3)... Posted 21 multi-hit games, including three games with four hits... Logged eight multi-RBI contests, including a season-best four against Alvin C.C. (4/15)... Homered against Frank Phillips College (2/12), Frank Phillips College (2; 2/13), at Wharton County J.C. (Both games; 3/13), South Suburban College (3/16), at Alvin C.C. (2; 4/15).

MacNamee's Career Hitting Statistics


	Avg	GP-GS	AB	R	H	2B	3B	HR	RBI	TB	SLG%	BB	HBP	SO	GDP	OB%	SF	SH	SB-ATT	PO	A	E	FLD%
2017	.267	57-48	180	22	48	6	1	2	22	62	.344	11	3	51	3	.315	3	3	4-6	53	0	0	1.000
2018	.309	53-46	188	40	58	11	0	8	42	93	.495	13	9	49	4	.377	2	2	1-2	95	1	1	.990
Career	.288	110-94	368	62	106	17	1	10	64	155	.421	24	12	100	7	.347	5	5	5-8	148	1	1	.993

High School



Lettered four times for head coach John Pope at Cypress Ranch High School... Helped the Mustangs to the Texas 5A State Championship as a freshman and senior... Tabbed honorable mention All-American and first-team all-region by Perfect Game as a senior... Named first-team all-state and all-district as a senior... Attended the Perfect Game National Showcase as a junior.

Personal

Born Elijah Ryan MacNamee on Sept. 2, 1996, in Tunkhannock, Pennsylvania... Son of Jennifer and Phillip Horton... His biological father and stepmother live in Binghamton, New York... Has two sisters, Emma and Ellie Horton, along with five additional siblings: Aida, Blaire, Seamus, Sebastian and Van... Majoring in interdisciplinary studies.



JAKE MANGUM

OF | 6-1 | 179 | Sr./Sr. | S/L
Pearl, Miss. | Jackson Prep
Major: Business Administration

15

Career Notes & Records

Draft: Chosen in the 32nd round of the 2018 MLB First Year Player Draft by the New York Mets... Selected by the New York Yankees in the 30th round of the 2017 MLB First Year Player Draft.

Career: Owns a hit in 146 of 176 games started (82.9%), 154 of 191 games with at least one plate appearances (80.6%) and 154 of 195 games played (78.9%)... Has reached base in 159 of 176 games started (90.3%), 169 of 191 games with at least one plate appearances (88.5%) and 169 of 195 games played (86.6%)... Needs 78 hits to become the all-time hits leader in Southeastern Conference history, chasing LSU's Eddy Furniss (352; 1995-98) for the top spot... Just 61 hits shy of the Mississippi State hits record that is held by Jeffrey Rea (335; 2004-07)... Ranks No. 11 on the Mississippi State career batting average charts (.356)... Is tied for No. 8 in career hits (275) by a Bulldog... Needs 57 games played to take over the top spot on Mississippi State's games played charts, chasing Burke Masters (251; 1987-90).

Season: 2018: Recorded 288 at bats to rank No. 2 all-time in Bulldog single season history... His 101 hits are one of just five 100-hit seasons in Mississippi State history, ranking No. 4 in the single-season record books... Sits tied for No. 8 in single-season history with 22 doubles... The 68 games played ranked tied for No. 10 in Mississippi State history. 2017: Totaled 278 at bats, which ranks tied for No. 7 in a single season at Mississippi State. 2016: Won the Southeastern Conference batting title, hitting .408 for the season (84-for-206) to rank No. 7 on the single-season batting charts at MSU.

2018 (Junior Season)

Awards: Named to the American Baseball Coaches Association/Rawlings Division I Gold Glove Team... Finalist for the C Spire Ferriss Trophy, awarded to the top collegiate baseball player in the state of Mississippi... Earned fourth-team All-American accolades from College Sports Madness... Tabbed ABCA/Rawlings South All-Region Second Team... Selected to the NCAA Tallahassee Region All-Tournament Team... Garnered first-team All-Southeastern Conference... Named to the SEC All-Defensive Team... Earned all-tournament honors at the Kleberg Bank College Classic (2/23-25)... Named a preseason candidate for the USA Baseball Golden Spikes Award... Earned Preseason All-America honors from the National Collegiate Baseball Writers Association (second team), D1Baseball.com (third team) and Perfect Game (third team)... Earned Preseason All-SEC honors from Perfect Game.

Season: Started all 68 games... Hit leadoff and started in center field in all 68 games... Reached base safely in 62 of 68 games... Had at least one hit in 57 of 68 games... Owned three hitting streaks of seven games or longer, including a season-best 14-game hitting streak from May 13-June 16... Owned a nine-game hitting streak from March 31-April 15 and a seven-game streak from March 11-21... Ended the season with an active reached base streak of 17 games, which began on May 13... Also owned a 14-game reached base streak from March 24-April 15... Owned a team-best 30 multi-hit games, including a season-best five hit effort in the series finale against Ole Miss (4/8)... Owned seven multi-RBI games... Homered versus Florida (5/19) and twice in the NCAA Tallahassee Regional, against Samford (6/3) and Oklahoma (6/4)... Was intentionally walked a team-best seven times during the season.

Rankings: Led the NCAA with 288 at bats... Finished No. 5 in the NCAA and led the SEC in hits (101)... Ranked No. 18 nationally and paced the SEC in doubles (22)... Sat No. 43 nationally and led the SEC in hits per game (1.49)... Was No. 58 overall and No. 9 in the conference in total bases (138)... Ranked No. 92 nationally and No. 3 in the SEC in toughest to strikeout (9.9)... Finished No. 107 in the NCAA and No. 7 in the conference in batting average (.351)... Ended the year No. 120 nationally and No. 8 in the SEC in hit-by-pitch (13).

at Southern Miss (2/16-18): Posted hits in all three games... Went 2-for-4 in the series opener... Doubled and scored a run in the second game of the series... Singled and was hit by a pitch and scored a run in the series finale. **at Jackson State (2/21):** Walked, was hit by a pitch and stole a base. **Kleberg Bank College Classic (2/23-25):** Hit a team-best .615 (8-for-13) and owned a team-high .643 on-base percentage... Posted multiple hits in all three games... Led the team with eight hits and four runs scored. **vs. UC Santa Barbara (2/23):** Singled twice, including a ninth-inning RBI knock. **vs. Nicholls State (2/24):** Went 3-for-4 with three runs scored and one RBI... Reached base in all four plate appearances, including on a first-inning error. **at Texas A&M-Corpus Christi (2/25):** Collected three hits and scored once... Hits included (in order) a double, triple and single... Drove in an RBI with a fifth-inning triple. **Shriners College Classic (3/2-4):** Reached base seven times on the weekend with a team-high-tying five hits, one walk and one hit-by-pitch... Had at least one hit in all three games. **vs. Louisiana-Lafayette (3/2):** Singled twice and was hit by a pitch. **vs. Houston (3/3):** Had a bunt single in the 10th inning and was intentionally walked in the 12th inning. **vs. Sam Houston State (3/4):** Singled and scored a run in the first inning... Doubled in the second inning.

RETURNING BULLDOGS



New Mexico State (3/6-7): Hit .625 (5-for-8) with a .700 on-base percentage in the two-game series... Went 3-for-3 with two walks in the series opener... All three hits were singles... Scored twice in the opening game of the series... Was 2-for-5 with a stolen base in the series finale. **Utah Valley (3/9-11):** Singled and stole a base, and was intentionally walked in the series opener... Singled, stole a base and scored a run in the series finale. **vs. Southeastern Louisiana (3/14):** Chipped in a pair of singles and scored a run. **Vanderbilt (3/16-18):** Reached base six times in the series... Singled and walked in the series opener... Singled in the middle game of the series... Went 2-for-3 with a double, a run scored, a walk and a stolen base in the series finale... Singled and scored a run in the first inning... Doubled and scored in the third inning... walked and stole a base in the fifth. **Alcorn State (3/20):** Was 2-for-5 with two runs scored... Tripled to leadoff the game the game and scored... Walked in the third inning and scored... Doubled in the sixth inning. **Texas Southern (3/21):** Posted a pair of hits, including an RBI single in the fifth inning. **at Missouri (3/23-25):** Was 3-for-7 with a pair of doubles and a run scored in the middle game of the series... Also reached on an error in the second game of the series... Scored the go-ahead run in the top of the 15th inning... Went 2-for-6 with a pair of RBIs in the series finale... Doubled in his two RBIs in the seventh inning of the finale game in the series. **at Nicholls State (3/27):** Reached base once in the game, via hit-by-pitch. **at LSU (3/29-31):** Reached base six times in the series with two hits and four walks... Went 1-for-3 in the series opener with a double and a run scored... Walked in the middle game of the series... Singled and walked twice in the series finale. **Southern (4/4):** Doubled and was hit by a pitch... Scored two runs. **Ole Miss (4/7-8):** Posted a team-best .533 batting average (8-for-15)... Scored a team-high seven runs... Reached on an error and scored in the first inning of the series opener... Doubled in an RBI and scored in the third inning of the first game in the series... Reached base three times, going 2-for-5 in the middle game of the series... Doubled and scored in the third inning, reached on an error in the fourth inning and singled in the seventh inning of the second game in the series... Capped the series with a 5-for-5 effort at the plate, scoring four runs, stealing two bases and driving in one run... Was also hit by a pitch... Singled and scored in the first and seventh innings... Was hit by a pitch, stole a base and scored in the third inning... Singled in the fifth and ninth innings... Singled with two outs and scored on Luke Alexander's walk-off home run in the 11th inning. **at Alabama State (4/11):** Singled three times and scored a run. **at Auburn (4/13-15):** Had hits in all three games... Scored once in each game... Singled and stole a base in the first inning of the series opener... Reached via wild pitch on a strikeout and came around to score in the sixth inning of the first game in the series... Drove in a run with a single in the fourth inning of the middle game in the series, coming around to score a run... Added a walk in the eighth inning of game two in the series... Owned a pair of hits, including an RBI double, and scored a run in the series finale. **at Arkansas (4/20-21):** Reached base in all three games... Walked twice in the series opener, scoring both times... Singled in the first inning of the middle game in the series... Plated the first run of the game with an RBI in the third inning of the series finale. **vs. Ole Miss (4/24):** Reached base three times, going 1-for-3 in the contest... Had a two-RBI double in the third inning... Reached on an error in the seventh inning... Was intentionally walked and came around to score the eventual game-winning run in the ninth inning. **Texas A&M (4/27-29):** Posted a team-best .636 batting average (7-for-11) and a team-high .714 on-base percentage... Reached base safely 10 times in the series with seven hits, two walks and one hit-by-pitch... Was on base multiple times in each game of the series... Singled and walked in the series opener... Went 4-for-4 with a double, two runs scored and one RBI in the middle game of the series... Was on base all five plate appearances, also reaching via hit-by-pitch... Was 2-for-4 with a walk and one run scored in the series finale... Singled and scored a run in the ninth inning of the series finale. **at Alabama (5/4-6):** Plated a run with a sacrifice fly in the eighth inning of the series opener... Doubled, walked twice, scored a run and stole a base in the middle game of the series... Doubled and scored a run in the sixth inning of the series finale. **vs. Troy (5/9):** Went 3-for-4 with three runs scored and one RBI... Was hit by a pitch in the first inning and scored... Doubled and scored in the third inning... Singled and scored in the fifth inning... Drove in an RBI with a base hit and stole a base in the sixth inning.

at Kentucky (5/11-13): Reached base three times in the series opener... Walked and scored a run in the first inning, was hit by a pitch in the second inning and singled in the eighth inning of the series opener... Went 3-for-6 in the series finale with two runs scored and two RBIs... Doubled in a run and came around to score in the second inning... Singled in a run and came around to score in the ninth inning... Also singled in the sixth inning. **Florida (5/17-19):** Reached base multiple times in each game of the series... Was on base safely eight times and scored six runs – both tying for the team high... Had two hits in the series opener, including a two-RBI triple to give the Bulldogs the lead for good in the eighth inning... Went 1-for-4 and reached via hit-by-pitch, scoring three runs in the middle game of the series... Was hit by a pitch and scored a run in the first inning... Had an RBI double and scored a run in the second inning... Reached on a fielder's choice and came around to score in the fifth inning... Went 3-for-4 with his first home run of the season in the series finale... Scored twice and also walked once in the final game of the series. **SEC Tournament (5/22):** vs. **LSU (5/22):** Posted a 2-for-4 day at the plate with a walk and one RBI. **NCAA Tallahassee Regional (6/1-4):** Reached base safely 12 times (8 hits, 3 walks, 1 HBP) and totaled 14 bases in five games... Scored a team-high-tying seven runs and drove in five RBIs. vs. **Oklahoma (6/1):** Walked to leadoff the game... Singled and scored a run in the fourth inning. vs. **Florida State (6/2):** Reached base twice... Singled in the sixth inning... Walked to lead off the bottom of the ninth inning. vs. **Samford (6/3):** Led the game off with a solo home run... Added a single and reached via hit-by-pitch in the game. vs. **Oklahoma (6/3):** Went 3-for-5 with three runs scored and two RBIs... Also walked... Singled and scored in the third inning... Plated a run with a single and came around to score in the fourth inning... Reached on a fielder's choice, driving in a run, and came around to score in the seventh inning. vs. **Oklahoma (6/4):** Drove in a pair of runs with a ninth-inning home run for his lone hit of the game. **NCAA Nashville Super Regional (6/8-10):** at **Vanderbilt:** Ranked No. 2 on the team with four RBIs in the series... Walked and scored a run in the third inning, and posted an RBI single in the eighth inning of the series opener... Singled in the first and second inning of the middle game in the series... Drove in two RBIs with his second single of the game... Had two hits in the series finale... Singled and scored a run in the third inning... Had an RBI double and came around to score in the ninth inning. **College World Series (6/16-23):** Owned a team-best .471 on-base percentage... Reached base a team-high eight times (4 hits, 3 walks, 1 HBP). vs. **Washington (6/16):** Was on base three times... Singled in the first inning, was intentionally walked in the fifth inning and doubled in the eighth inning. vs. **North Carolina (6/19):** Reached base once, via intentional walk in the eighth inning and came around to score. vs. **Oregon State (6/22):** Was hit by a pitch and scored a run in the first inning... Singled in the third inning. vs. **Oregon State (6/23):** Walked once and singled.

2017 Sophomore Season

Awards: Tabbed second-team All-Southeastern Conference... Tabbed SEC All-Defensive Team... Named to the NCAA Hattiesburg Regional All-Tournament Team (62-5)... Earned SEC Spring Academic Honor Roll.

Season: Hitting: Started 65 games... Did not appear versus Southern Miss (3/21) or Mississippi Valley State (4/11)... Started games in center field (60), at designated hitter (5) and pitcher (5)... Hit leadoff in 50 of 65 games... Had a hit in 51 of 65 games... Reached base in 58 of 65 games... Owned a season-best hitting streak of 14 games (Feb. 17-March 10) to open the year... Had a pair of double-digit reached base streaks; 14 games (Feb. 17-March 10) to open the season and 13 games from March 24-April 14... Ranked No. 2 on the squad with 27 multi-hit games, including three games with four hits... Chipped in five multi-RBI contests, including a career-high five RBIs against Tennessee (3/25). **Pitching:** Appeared in six games with five starts on the mound... Made collegiate pitching debut against South Alabama (3/12) in relief... Made first collegiate start as a pitcher against Arkansas-Pine Bluff (3/14)... Owned two wins and one save... Posted victories against Arkansas-Pine Bluff (3/14) and at Ole Miss (4/1)... Collected a save against South Alabama (3/12)... Stranded one of three inherited runners.

Rankings: Finished No. 18 in the NCAA and No. 4 in the SEC in hits (90)... Was No. 27 nationally and No. 3 in the SEC in hit-by-pitch (17).



Hitting: Texas Tech (2/17): Reached base safely twice and scored two runs... Walked and scored a run in the eighth inning... Singled in the ninth... Also reached on a fielder's choice in the third inning and scored a run. **Western Illinois (2/18):** Went 2-for-4 and added a walk... Walked and scored a run in the first inning... Singled in the fourth... Singled and stole a base in the eighth. **Western Illinois (2/19):** Singled, reached on an error and was hit by a pitch... Scored in the sixth inning after reaching on an error. **Texas Tech (2/19):** Went 3-for-4 and was hit by a pitch... Singled in the first, third and fourth innings, coming around to score in the third and fourth innings... Was hit by a pitch and stole two bases in the eighth, eventually scoring on a wild pitch. **Morehead State (2/21):** Went 3-for-5 with a pair of doubles... Scored a pair of runs and stole a base. **Indiana State (2/24):** Chipped in two hits and two runs scored... Stole one base... Singled and came around to score in both the fifth and sixth innings. **Marist (2/25):** Went 2-for-4 and was hit by a pitch... Reached via hit-by-pitch and scored in the second inning... Doubled and scored in the eighth inning. **Indiana State (2/25):** Went 2-for-4 with two runs scored... Singled and scored in the first inning... Reached on an error and scored in the third inning. **Marist (2/26):** Reached base four times... Scored three runs... Went 2-for-3 with a walk and a hit-by-pitch... Doubled and scored in the third inning... Walked and scored in the fifth inning... Was hit by a pitch and came around to score in the sixth inning... Plated a run with a ground out in the seventh inning. **at Oregon (3/3-5):** Led the team with seven hits on the weekend... Singled and reached on an error in the series opener... Singled twice and scored a run in the middle game of the series... Went 4-for-6 in the series finale with one run scored and one RBI... Singled and scored in the sixth inning... Doubled to drive in a run in the seventh inning. **Louisiana Tech (3/7):** Singled in the third inning. **South Alabama (3/10):** Singled and scored a run in the first inning... Reached on a fielder's choice and stole a base in the fifth. **South Alabama (3/12):** Chipped in a pair of singles and scored a run. **Columbia (3/13):** Reached base safely four times... Went 1-for-2 with two walks and one hit-by-pitch... Scored twice and drove in one RBI... Was hit by a pitch and scored in the second inning... Also walked to drive in a run in the second inning... Walked and came around to score in the seventh... Doubled in the first inning. **Arkansas-Pine Bluff (3/14):** Doubled and scored a run in the first inning... Reached on an error, stole a base and scored in the third inning. **at Arkansas (3/17-19):** Singled in the series opener... Singled twice and scored a run in the middle game of the series. **Tennessee (3/24-26):** Led the team with a .615 batting average (8-for-13) and a .600 on-base percentage... Reached base safely nine times on the weekend with eight hits and one hit-by-pitch... Tied for team high with four runs scored and six RBIs... Reached base via hit-by-pitch in the first game of the series... Went 4-for-5 with two runs scored and a career-high five RBIs in the middle game of the series... Scored in both the first and second innings... Doubled to plate two RBIs in the second inning... Drove in a pair of runs with a sacrifice fly in the third inning... Singled to drive in one RBI in the fourth inning... Was 4-for-5 in the series finale with two runs scored and one RBI... Singled and scored in the first and fourth innings... Doubled to drive in one RBI in the sixth inning. **at Memphis (3/28):** Posted two hits and scored a run... Singled and scored in the first inning... Singled and stole a base in the ninth inning. **at Ole Miss (3/30-4/1):** Reached base safely five times in the series with four hits... Singled, doubled and was hit by a pitch, scoring twice, in the series opener... Singled and scored in the seventh inning... Doubled and scored the eventual game-winning run in the ninth inning of a come-from-behind victory in the series opener... Chipped in a ninth-inning single in the middle game of the series... Singled in the eighth inning of the series finale. **FIU (4/4/5):** Reached base in both games of a mid-week series... Was hit by a pitch and scored a run in the first inning of the series opener... Was hit by a pitch and singled in the series finale... Singled and scored on Brent Rooker's walk-off home run in the 10th inning of the series finale. **Kentucky (4/7-9):** Reached base six times in the series, with three hits and three hit-by-pitch... Doubled and scored in the first inning of the series opener... Was hit by a pitch in the eighth inning of the opening game... Was hit twice, scoring each time, in the middle game of the series... Was 2-for-4 in the series finale with two RBIs and a run scored... Tripled to drive in two RBIs and scored in the sixth inning.

at South Carolina (4/14-16): Reached base twice in the series opener and series finale... Chipped in a pair of singles in the series opener... Walked and doubled in the series finale... Doubled and scored a run in the sixth inning of the final game in the series. **Alabama (4/20-21):** Tied for team high with three RBIs on the weekend... Reached base safely in each game of the series... Walked in the series opener... Had a pair of singles and a stolen base in the middle game of the series... Went 2-for-7 with a run scored and two RBIs in the 13-inning series finale... Singled to plate one RBI and scored a run in the sixth inning... Drove in another sixth-inning RBI with his second base hit of the inning. **vs. Ole Miss (4/25):** Singled and scored in the fifth inning. **Auburn (4/28-29):** Reached base safely in each game of the series... Was hit-by-pitch twice in the series opener... Scored after being hit by a pitch in the first inning... Singled and scored, and reached on an error in the middle game of the series... Singled in the seventh inning for his lone hit of the series finale. **at Texas A&M (4/4-6):** Posted two hits in the series... Also reached base four times via error... Singled and reached base twice via error in the series opener... Doubled and reached on an error in the middle game of the series... Reached on an error in the series finale. **at Georgia (5/12-14):** Led the team with a .429 batting average (6-for-14)... Had at least one hit in each game of the series... Went 3-for-5 in the series opener... Doubled in the first and fifth innings... Singled and came around to score in the third inning of the opener... Went 2-for-4 with a pair of singles in the middle game of the series... Singled in the fifth inning of the series finale. **Troy (5/16):** Went 3-for-5 with three RBIs and one runs scored... Hit third in the lineup... Collected RBI singles in the third, sixth and eighth innings... Also scored a run in the eighth inning... Drove in the go-ahead run in the eighth inning. **LSU (5/18-20):** Hit third in all three games in the series... Was 3-for-5 in the middle game of the series with one run scored and one RBI... Single to drive in a run in the first inning... reached on a fielder's choice and scored in the fifth inning... Singled in the ninth inning... Reached base safely twice and had two RBIs in the series finale... Was hit by a pitch in the first inning... Singled to drive in a pair of runs in the sixth inning. **SEC Tournament (5/24-26):** Hit third in all four games... Reached base safely in all four games, with a hit in three games. **vs. Georgia (5/24):** Went 2-for-4 with a walk. **vs. Arkansas (5/25):** Singled for his lone hit in the ninth-inning rally. **vs. Florida (5/26):** Had a ninth-inning single. **vs. Arkansas (5/26):** Was hit by a pitch in the fourth inning. **NCAA Hattiesburg Regional (6/2-5):** Hit third in the opener and filled the No. 5 spot in the lineup in the final four games... Reached base safely in the final four games of the regional, with hits in each game... Totaled eight hits, two runs and one RBI. **vs. UIC (6/4):** Went 3-for-5 with a run scored... Singled, stole a base and scored the eventual game-winning run in the fifth inning... Singled and stole a base in the seventh inning... Added a ninth-innings single. **vs. South Alabama (6/4):** Singled and added a sacrifice bunt. **at Southern Miss (6/5):** Had a pair of base hits... Singled, stole a base and scored a run in the third inning... Also had a base knock in the sixth inning. **at Southern Miss (6/5):** Chipped in a pair of singles. **NCAA Baton Rouge Super Regional (6/10-11):** Hit fifth in both games... Reached base in each game... Was hit by a pitch to plate a run in the first inning of the series opener... Was intentionally walked in the seventh inning of the opener... Singled to drive in a run in the second game of the series.

Pitching: South Alabama (3/10): Collected his first career save with two-thirds of an inning of work... Walked one... Allowed two of three inherited runners to score. **Arkansas-Pine Bluff (3/14):** Threw three perfect innings in his first collegiate start to get the win... Struck out a career-high five batters. **at Arkansas (3/17-19):** Made the start and allowed three runs in two innings of work in the loss... Surrendered two hits and walked two. **Tennessee (3/24-26):** Threw 2 2/3 innings in a start... Allowed three runs on four hits... Walked one and struck out one. **at Ole Miss (3/30-4/1):** Threw a career-high five innings in a start to earn the win... Allowed one run on two hits... Walked two and fanned three. **Kentucky (4/7-9):** Made the start and allowed four runs in two innings of work... Surrendered seven hits and walked one.

RETURNING BULLDOGS



2016 (Freshman Season)

Awards: Garnered second-team All-America honors from National Collegiate Baseball Writers Association and third-team All-America laurels from the American Baseball Coaches Association...Earned first-team freshman All-America from Baseball America, the NCBWA and Perfect Game...Tabbed a Freshman All-American by Collegiate Baseball Newspaper...Named first-team ABCA All-South Region...Garnered first-team All-Southeastern Conference...Became the first Bulldog freshman since Rafael Palmeiro in 1983 to earn first-team All-SEC...Named the SEC Freshman of the Year and earned a spot on the SEC All-Freshman Team...Won the Ferriss Trophy, awarded to the top collegiate baseball player in Mississippi...Became the first freshman to claim the Ferriss Trophy...Named to the NCAA Starkville Regional All-Tournament Team (6/3-5)...Selected SEC Freshman of the Week on April 11 after hitting .556 (10-for-18) with three walks, three runs scored and three RBIs...Earned SEC First-Year Academic Honor Roll.

Season: Appeared in 62 games with 43 starts...Started games in right field (22), center field (14) and left field (7)...Hit lead off (34), No. 2 (7), No. 8 (1) and No. 9 (1) in the lineup...Made his collegiate debut in a start versus FAU (2/19) in the season opener...Led the team in batting average (.408) to claim the Southeastern Conference batting title...Posted a hit in 38 of 43 starts...Reached base in 39 of 43 starts...Owned a pair of double-digit hitting streaks; 11 games from April 13-30 and 13 games to end the season (May 14-June 11)...Posted a pair of double-digit reached base streaks; 20 games from March 26-April 30 and 13 games to end the season (May 14-June 11)...Posted 22 multi-hit games, including a career-high five hits against Arkansas (5/19)...Chipped in seven multi-RBI games, including a season-best three-RBI game versus Ole Miss (4/2)...Homed against Ole Miss (4/2)...Went 4-for-5 as a pinch hitter with one walk and two RBIs.

Rankings: Finished No. 7 nationally and led the SEC in batting average (.408)...Sat No. 66 in the NCAA and No. 8 in the SEC in hits (84)...Was No. 83 nationally and No. 5 in the SEC in on-base percentage (.458).

FAU (2/19): Made his collegiate debut with a start in left field. **South Dakota State (2/20):** Reached base for the first time in his career via hit-by-pitch in the seventh inning. **Alcorn State (3/1):** Appeared as a defensive replacement...Notched first collegiate hit and RBI with a single in the sixth inning...Also reached via walk in the fifth inning. **Dodger Stadium Classic (3/4-6):** Appeared in all three games with one start...Made the start versus Oklahoma (3/6)...Reached base five times with three hits and two walks. **at UCLA (3/4):** Pinch hit in the ninth inning, walked and scored the lone run of the game for MSU. **at USC (3/5):** Collected a pinch-hit single. **vs. Oklahoma (3/6):** Made the start in left field...Went 2-for-4 with one walk and one run scored. **Oregon (3/11-13):** Appeared in all three games...Roped a pinch-hit double to plate a run and came around to score in the eighth inning of the series opener...Singled in his lone at bat of the middle game in the series. **Oral Roberts (3/16):** Singled in a pinch-hit appearance. **at Vanderbilt (3/18-20):** Appeared in all three games with starts in the final two games of the series...Led the team with a .500 batting average (5-for-10) and .545 on-base percentage...Drove in a team-best four RBIs in the series...Appeared as a defensive replacement in the series opener...Went 1-for-2 with a single in the first game of the series...Went 2-for-3 with a walk in the middle game of the series...Drove in two RBIs and scored one run...Posted a pair of singles in the series finale...Drove in a pair of RBIs with a fourth-inning single in the final game off the series. **Mississippi Valley State (3/22):** Appeared as a defensive replacement...Doubled in one RBI with a double and came around to score in the eighth inning. **Georgia (3/24-26):** Appeared in all three games with one start...Started the middle game of the series...Singled and plated one RBI as a pinch hitter in the series finale. **Southern Miss (3/29):** Made the start...Singled and scored a run in the fourth inning...Plated an RBI with ground outs in the first and eighth innings. **Ole Miss (4/1-3):** Started all three games...Led the team with a .500 batting average (6-for-12) and .538 on-base percentage...Had two hits in each game of the series...Went 2-for-4 with two runs scored in the series opener...Singled and scored a run in the first inning...Singled, stole his first career base and scored the go-ahead run in the sixth inning of the first game in the series...Went 2-for-3 in

the middle game of the series with two extra base hits...Hit his first career home run with a solo shot in the first inning...Plated three RBIs...Was hit by a pitch with the bases loaded in the second inning...Doubled in a run in the seventh inning of the middle game in the series...Doubled and singled in the series finale. **UT Martin (4/5):** Reached base six times, going 4-for-4 with a pair of walks...Walked in his first two plate appearances...Plated a run with a single and came around to score in the fifth inning...Doubled and scored in the seventh inning...Drove in one RBI with an eighth-inning single. **at Florida (4/8-10):** Started all three games...Tied for team high with six hits...Went 3-for-5 in each of the first two games of the series...Singled and scored a run in the first inning, then tripled in one RBI in the third inning of the middle game in the series...Walked in the series finale. **Memphis (4/13):** Singled and walked. **Texas A&M (4/15-17):** Started all three games...Led the team with a .467 batting average (7-for-15)...Went 3-for-5 with a run scored in the series opener...Singled and scored a run in the first inning of the series opener...Had a two-RBI single in the sixth inning of the middle game in the series...Went 3-for-5 with a double and scored a run. **ULM (4/20):** Reached base twice in the 14-inning affair...Was hit by a pitch in the fifth inning...Drove in the game-winning RBI with a single in the 14th inning for the walk-off win. **at LSU (4/22-24):** Started all three games...Led the team with a .462 batting average (6-for-13)...Led the team with six hits...Opened the series with a 2-for-3 effort and one run scored...Also walked and posted his first-career sacrifice hit...Tripled and scored a run in the middle game of the series...Went 3-for-6 with two runs scored and two RBIs in the series finale...Singled and scored in the third and eighth innings...Drove in a run with a single in the sixth inning. **vs. Ole Miss (4/26):** Went 2-for-3 with a run scored...Led off the game with a single and scored a run...Singled in the fifth inning...Was intentionally walked in the seventh inning. **at Alabama (4/28-30):** Started all three games...Went 3-for-5 with one RBI and three runs scored...Singled and scored in the first and ninth inning...Tripled to plate one RBI and came around to score in the third inning of the opener...Singled in the middle game of the series. **Missouri (5/5-7):** Started all three games...Opened the series with a 4-for-5 effort at the plate...Had one RBI and one run scored...Plated one RBI with a single in the second inning...Singled and came around to score in the sixth inning of the opener...Scored a run after reaching on a fielder's choice and singled in the middle game of the series...Singled in the series finale. **at Troy (5/11):** Went 1-for-3 with a pair of walks...Walked and scored a run in the second inning...Doubled to plate one RBI in the fourth inning...Walked in the sixth inning. **at Auburn (5/13-15):** Started all three games...Went 4-for-6 with two doubles, one RBI and four runs scored in the middle game of the series...Doubled in one RBI and came around to score in the second inning...Singled in the sixth, doubled in the eighth and singled in the ninth – scoring runs each time – in the middle game of the series...Singled, walked and stole two bases in the series finale...Walked and stole a base in the first inning of the finale...Singled, stole a base and came around to score in the third inning of the finale game in the series. **Arkansas (5/19-21):** Started all three games...Led the with nine hits, five runs scored, a .692 batting average (9-for-13) and a .714 on-base percentage...Went 5-for-5 with three runs scored in the series opener...Singled and scored runs in the first, third and sixth innings in the first game of the series...Reached base twice in the middle game of the series...Singled and score a run in the third inning...Was intentionally walked in the seventh inning...Went 3-for-5 with two stolen bases and one run scored in the series finale...Singled and scored in the third inning...Singled and stole two bases in the sixth inning. **SEC Tournament (5/25-27):** Started all three games...Posted a hit in each game. **vs. Alabama (5/25):** Went 2-for-4 with one RBI and one run scored...Singled and scored a run in the first inning. **vs. LSU (5/26):** Singled for his lone hit. **vs. Florida (5/27):** Reached base twice with a single and a hit-by-pitch...Was hit by a pitch and scored a run in the fifth inning. **NCAA Starkville Regional (6/3-5):** Started all three games...Only Bulldog with multiple extra-base hits...Tied for team high with five hits. **Southeast Missouri State (6/3):** Went 2-for-4 with a hit-by-pitch...Was also hit by a pitch...Doubled and scored a run in the eighth inning. **Cal State Fullerton (6/4):** Posted a pair of base hits...Drove in the third run of the game with an RBI single in the seventh inning. **Louisiana Tech (6/5):** Doubled and scored a run in the third inning. **NCAA Starkville Super Regional (6/10-11):** **vs. Arizona:** Started both games of the series...Went 1-for-5 in each game...Singled for his lone hit in the series opener...Doubled to drive in one RBI in the second game of the series.



RETURNING BULLDOGS

High School

Lettered all four years for head coach Chuck Box at Jackson Prep...Helped Jackson Prep to three-straight Mississippi Association of Independent Schools state titles as a sophomore, junior and senior...Two-time Collegiate Baseball Newspaper High School All-American, earning the honors as a sophomore and senior...Three-time Perfect Game All-American, garnering the accolades as a sophomore, junior and senior...Tabbed all-state by the Clarion-Ledger as a senior...Two-time MAIS All-State selection...Named the MAIS South Player of the Year as a junior...Selected to the Perfect Game World Wood Bat Association 16U National Championship All-Tournament Team in 2014.

Personal

Born Jake Thomas Mangum on March 8, 1996 in Flowood, Mississippi...Son of Stacy and John Mangum...Has two sisters, Bailey and Abbey...Sister, Bailey, is a MSU Diamond Girl...Father, John Jr., played football at the University of Alabama and had a nine-year career in the NFL...Grandfather, John Sr., played football at Southern Miss and for the NFL's Boston (New England) Patriots...Uncle, Kris Mangum, attended the University of Mississippi and spent 10 seasons in the NFL with the Carolina Panthers...Majoring in business administration.

Mangum's Career Hitting Statistics

	Avg	GP-GS	AB	R	H	2B	3B	HR	RBI	TB	SLG%	BB	HBP	SO	GDP	OB%	SF	SH	SB-ATT	PO	A	E	FLD%
2016	.408	62-43	206	40	84	12	3	1	28	105	.510	14	5	20	3	.458	0	1	6-7	90	2	5	.948
2017	.324	65-65	278	51	90	15	1	0	26	107	.385	9	17	35	4	.380	1	1	14-21	145	8	2	.987
2018	.351	68-68	288	63	101	22	3	3	33	138	.479	30	13	29	2	.434	1	0	14-17	169	5	3	.983
Career	.356	195-176	772	154	275	49	7	4	87	350	.453	53	35	84	9	.421	2	2	34-45	404	15	10	.977

Mangum's Career Pitching Statistics

Year	ERA	W-L	App	GS	CG	SHO/CBO	SV	IP	H	R	ER	BB	SO	2B	3B	HR	BF	BAA	WP	HBP	BK	SFA	SHA
2016	--	--	--	--	--	--	--	--	--	--	--	--	--	--	--	--	--	--	--	--	--	--	--
2017	6.46	2-1	6	5	0	0/0	1	15.1	15	11	11	7	9	4	0	1	68	.250	2	0	0	1	0
2018	--	--	--	--	--	--	--	--	--	--	--	--	--	--	--	--	--	--	--	--	--	--	--
Career	6.46	2-1	6	5	0	0/0	1	15.1	15	11	11	7	9	4	0	1	68	.250	2	0	0	1	0



PEYTON PLUMLEE

RHP | 6-3 | 201 | Sr./Sr. | R/R
Olive Branch, Miss. | Lewisburg
Major: Kinesiology

13

2018 (Junior Season)

Season: Missed the season.

2017 (Sophomore Season)

Season: Appeared in 26 games with eight starts on the mound...Ranked No. 2 on the squad with six wins...Posted one save and three holds...Also had one blown save...Mississippi State won six of his eight starts...Collected victories against Western Illinois (2/18), versus Indiana State (2/25), versus Tennessee (3/25), against Kentucky (4/8), versus Alabama (4/21) and against Arkansas (5/25) in the SEC Tournament...Picked up the save against South Alabama (6/4) in the NCAA Hattiesburg Regional...Owned holds versus Mississippi Valley State (4/11), against Ole Miss (4/25) and versus Auburn (4/28)...Stranded 15 of 22 inherited runners.

Western Illinois (2/18): Made his first start as a Bulldog and picked up the win...Threw six innings and allowed two runs – one earned – on four hits...Did not walk a batter and struck out seven...Hit one batter.
Indiana State (2/25): Threw eight shutout innings in a start to collect the win...Allowed three hits, walked two and struck out five. **at Oregon (3/3-5):** Started the middle game of the series...Threw 4 2/3 innings in a no decision...Allowed three runs on eight hits...Walked two and struck out one.

South Alabama (3/10): Tossed 5 1/3 innings in a start...Allowed one run in a no decision...Surrendered five hits, walked one and fanned four. **at Arkansas (3/17-19):** Took the loss with 1 2/3 innings of work in a start...Allowed five runs on five hits...Walked two and struck out one. **Tennessee (3/24-26):** Allowed just one unearned run in six innings of work in the start...Picked up the win with five hits allowed, one walk and six strikeouts...Hit one batter. **at Ole Miss (3/30-4/1):** Started the middle game of the series...Allowed two hits and walked two in one-third of an inning...

Didn't allow a run. **FIU (4/4/5):** Made his first relief appearance in the first game of the two-game, mid-week set...Allowed five runs – four earned – on five hits in 2 1/3 innings...Entered in the fifth inning and stranded a pair of inherited runners with a strikeout...Walked one and struck out three in the outing. **Kentucky (4/7-9):** Picked up the win in relief in the middle game of the series...Threw two scoreless innings...Entered in the fifth inning and stranded his lone inherited runner...Allowed one hit, walked one and struck out one...Hit one batter. **Mississippi Valley State (4/11):** Posted a hole with 2 2/3 innings of scoreless relief work...Surrendered two hits, walked one and fanned five...Stranded his lone inherited runner. **at South Carolina (4/14-16):** Allowed one run in 1 2/3 innings of relief work in the series finale...Blew the save...Allowed two hits and walked one. **at South Alabama (4/18):** Made the start and tossed three scoreless innings...Allowed one hits, walked two – one intentionally – and struck out four...hit one batter. **Alabama (4/20-21):** Appeared in the final two games of the series in relief...Picked up the win with 3 1/3 innings of scoreless relief work in the middle game of the series...Surrendered two hits and struck out two...Allowed two runs – one earned – in one-third of an inning of work in the series finale...Allowed two hits and walked one. **vs. Ole Miss (4/25):** Tossed one inning of relief to pick up the hold...Allowed two hits and hit one batter...Allowed his lone inherited runner to score. **Auburn (4/28-29):** Appeared in the first two games of the series in relief...Collected a hold with one scoreless inning of work in the series opener...Allowed five runs on three hits in 2 1/3 innings of relief in the middle game of the series...Walked two, hit two and struck out two...Also allowed all three inherited runners to score. **at Texas A&M (4/4-6):** Surrendered one run in 1 2/3 innings of relief work in the series opener...Allowed three hits...Also let all three inherited runners score. **at Georgia (5/12-14):** Tossed four innings in relief...Allowed one run on one hit...Walked six – one intentionally – and struck out one...Stranded his lone inherited runner. **LSU (5/18-20):** Appeared in two games in relief...Tossed

RETURNING BULLDOGS



three innings of relief in the series opener...Allowed one run on two hits... Walked two – one intentionally – and fanned two...Allowed one run on two hits in one inning of relief work in the series finale...Issued an intentional walk.

SEC Tournament (5/24-26): Appeared in one game in relief. vs. *Arkansas (5/25)*: Picked up the win with four innings of scoreless relief work...Allowed two hits, struck out two and hit one batter...Stranded both inherited runners.

NCAA Hattiesburg Regional (6/2-5): Appeared in two games...Totaled seven innings and garnered his first career save...Fanned eight batters. vs. *South Alabama (6/2)*: Tossed three innings of relief...Allowed three runs on five hits...Walked one and struck out three...Stranded all three inherited runners in the third inning, taking over with the bases loaded and no outs. vs. *South Alabama (6/4)*: Allowed one run on two hits in four innings of relief work...Picked up the save...Walked one, hit one and struck out five...Stranded his lone inherited runner.

NCAA Baton Rouge Super Regional (6/10-11): Appeared in both games of the series in relief...Threw 1 1/3 innings in the series opener...Allowed three runs on two hits...Walked one...Stranded both inherited runners in the opener...Allowed one run in one-third of an inning in the series finale...Hit a batter to issue his lone base runner.

Plumlee's Career Pitching Statistics

Year	ERA	W-L	App	GS	CG	SHO/CBO	SV	IP	H	R	ER	BB	SO	2B	3B	HR	BF	BAA	WP	HBP	BK	SFA	SHA
2017	4.01	6-1	26	8	0	0/1	1	74.0	71	37	33	31	54	12	1	8	326	.256	10	10	0	3	5
2018	--Missed Season--																						
Career	4.01	6-1	26	8	0	0/1	1	74.0	71	37	33	31	54	12	1	8	326	.256	10	10	0	3	55

2016 (Freshman Season – Northwest Mississippi C.C.)

Season: Appeared in 10 games with nine starts on the mound... Led the team with six victories...Posted victories over Lake Land College (2/26), at Holmes C.C. (3/16), at Coahoma C.C. (3/22), versus Itawamba C.C. (3/29), at Northeast Mississippi C.C. (4/19) and versus East Mississippi C.C. (4/26)... Won five-straight starts from March 16-April 26...The Rangers won seven of nine starts...Struck out seven-or-more batters in six outings...Threw a season-high nine innings at Northeast Mississippi C.C. (4/19), allowing three runs – one earned...Allowed just four hits and didn't walk a batter in the complete game, striking out eight...Stuck out a season-best nine batters at Coahoma C.C. (3/22) in six shutout innings.

High School

Lettered three times for head coach Rusty Cagle at Lewisburg High School... Helped the Patriots to four-straight Region 1-5A titles... Named Tennessee Region 1-5A Player of the Year as a senior... Tabbed first-team All-District 1-5A as a senior... Selected to the North Mississippi/West Tennessee All-Star Game following his senior season.

Personal

Born Peyton Reeves Plumlee on Feb. 10, 1997 in Memphis, Tennessee... Son of Mia and Michael Plumlee...Has one younger sister, Ashlyn...Majoring in kinesiology.



SPENCER PRICE

RHP | 6-2 | 228 | Sr./Jr. | R/R

Olive Branch, Miss. | DeSoto Central (Meridian C.C.)

Major: Kinesiology

55

2018 (Junior Season)

Season: Missed the season due to injury.

2017 (Sophomore Season)

Awards: Earned SEC First-Year Academic Honor Roll.

Season: Made a team-high-tying 31 appearances on the mound...All 31 appearances came in relief...Led the team in saves (14), converting all 14 save opportunities...Claimed four victories...Added one hold...Mississippi State won 20 of his 31 appearances...Factored into the decision in six-straight appearances from March 24-April 5 (4 saves, 1 win)...Picked up a save in five-straight appearances from April 11-20...Did not allow a run of his own in 23 of 31 appearances...Posted victories against Western Illinois (2/19), versus Columbia (3/12), against FIU (4/5) and at Southern Miss (6/5) in the final game of the NCAA Hattiesburg Regional...Claimed saves against Marist (2/25), at Oregon (3/4), versus South Alabama (3/10), against Arkansas-Pine Bluff (3/14), two in a series versus Tennessee (3/24 & 3/26), in all three games of the series at Ole Miss (3/30-4/1), against Kentucky (4/9), versus Mississippi Valley State (4/11), in two games at South Carolina (4/14 & 4/15) and versus Alabama (4/20)...Picked up a hold against UIC (6/4) in the NCAA Hattiesburg Regional...Stranded 23 of 33 inherited runners...Was 1-for-1 as a pinch hitter, collecting his first collegiate hit at South Alabama (4/18).

Rankings: Finished tied for No. 10 nationally and stood alone at No. 2 in the SEC in saves (14)...Sat tied for No. 36 in the NCAA and No. 3 in the SEC in appearances (31).

Western Illinois (2/19): Made his Mississippi State debut and collected a win with 1 1/3 scoreless innings of work...Allowed one hit, walked one and struck out two...Stranded his lone inherited runner.

Morehead State (2/21): Allowed two runs in 1 2/3 innings of work...Surrendered three hits and didn't walk a batter...Fanned three...Allowed one of two inherited runners to score.

Marist (2/25): Earned the first save of his Mississippi State career with 1 2/3 innings of scoreless, hitless relief...Walked two and struck out five.

at Oregon (3/3-5): Appeared in two games of the series...Collected the save in the middle game of the series by retiring the only batter he faced via strikeout...Stranded both inherited runners in the middle game of the series...Threw 2 1/3 innings and allowed one run on one hit in the series finale...Walked three and struck out one...Took the loss in the series finale.

Louisiana Tech (3/7): Struck out both batters he faced to close out the game...Allowed one of two inherited runners to score.

South Alabama (3/10): Tossed a perfect inning to pick up the save...Struck out one.

Columbia (3/12): Claimed the victory with two scoreless innings of work...Allowed one hit, walked two and struck out three...Stranded his lone inherited runner.

Arkansas-Pine Bluff (3/14): Closed out a victory by retiring the lone batter he faced to collect the save...Stranded both inherited runners.

at Arkansas (3/17-19): Didn't allow a base runner in two-thirds of an inning of work.

Tennessee (3/24-26): Appeared in two games in the series...Posted saves in the series opener and finale...Did not allow a run or hit in two innings of work in the series...Did not inherit any base runners...Threw one perfect inning with two strikeouts in a series-opening save...Walked one and struck out one to collect the save in the series finale.

at Ole Miss (3/30-4/1): Closed out all three games in the series to earn three saves...Totaled 2 1/3 innings of scoreless relief...Stranded all three inherited runners in the series...Walked one and struck out one in one-third inning of work in



RETURNING BULLDOGS

the series opener...Stranded two inherited runners in the opener to earn the save...Earned the save with one scoreless inning of work in the middle game of the series...Allowed one hit and struck out one...Tossed one scoreless inning to earn the save in the series finale...Allowed one hit and intentionally walked a batter...Stranded his lone inherited runner in the finale. **FIU (4/4/5)**: Claimed the victory in the second game of the two-game series...Tossed 2 1/3 innings and allowed one hit...Walked one and struck out three...Allowed one of three inherited runners to score. **Kentucky (4/7-9)**: Appeared in the series opener and series finale...Allowed two runs — one earned — in one-third of an inning in the series opener...Allowed one hit, walked two and struck out one...Allowed his lone inherited runner to score...Threw 1 1/3 scoreless innings in the series finale to convert the save...Allowed one hit and struck out three...Stranded both inherited runners in the series finale. **Mississippi Valley State (4/11)**: Earned the save with 1 1/3 innings of perfect relief...Struck out one...Stranded all three inherited runners. **at South Carolina (4/14-16)**: Appeared in the first two games of the series and recorded two saves...Retired both batters he faced in a save of the series opener...Struck out one...Stranded his lone inherited runner...Allowed two runs on one hit and walked one batter in one inning of the middle game in the series. **Alabama (4/20-21)**: Appeared in the series opener and series finale...Threw 2 1/3 innings of scoreless relief in the series, collecting one save...Stranded his lone inherited runner in the series...Earned the save with two-thirds of an inning of scoreless relief...Allowed two hits and fanned one in the series opener...Tossed 1 2/3 innings of scoreless relief in the series finale...Allowed one hit and struck out one...Stranded his lone inherited runner in the series finale. **Auburn (4/28-29)**: Threw one innings of scoreless relief in the series finale...Allowed one hit and struck out one. **at Georgia (5/12-14)**: Tossed one inning in the series finale...Allowed one run on two hits...Struck out one...Allowed his lone inherited runner to score. **LSU (5/18-20)**: Tossed 1 2/3 innings of relief in the series finale...Allowed one unearned run and both inherited runners to score...Allowed two hits, walked three — one intentionally — and struck out three...Also hit one batter. **SEC Tournament (5/24-26)**: Appeared in one game. *vs. Florida (5/26)*: Didn't record an out...Allowed one run on one hit. **NCAA Hattiesburg Regional (6/2-5)**: Appeared in three games...Allowed one run in 4 1/3 innings of work in the regional. *vs. South Alabama (6/2)*: Tossed one perfect inning. *vs. UIC (6/4)*: Collected a hold with one-third of an inning of scoreless relief...Allowed one hit...Stranded his lone inherited runner.

Price's Career Pitching Statistics

Year	ERA	W-L	App	GS	CG	SHO/CBO	SV	IP	H	R	ER	BB	SO	2B	3B	HR	BF	BAA	WP	HBP	BK	SFA	SHA
2017	2.91	4-1	31	0	0	0/2	14	34.0	24	13	11	19	40	3	1	2	148	.197	4	2	0	0	5
2018	--Redshirt Season (Injury)--																						
Career	2.91	4-1	31	0	0	0/2	14	34.0	24	13	11	19	40	3	1	2	148	.197	4	2	0	0	5

at Southern Miss (6/5): Threw three innings to earn the win in the final game of the regional...Allowed one run on two hits...Struck out one. **NCAA Baton Rouge Super Regional (6/10-11)**: Appeared in the series finale...Allowed two runs on one hit...Hit one batter...Surrendered all three inherited runners.

2016 (Freshman Season — Meridian C.C.)

Awards: Earned first-team All-Mississippi Association of Community & Junior Colleges...Region 23 nominee for the American Baseball Coaches Association Gold Glove Award, fielding a perfect 1.000.

Season: Appeared in a team-high 18 games...All 18 appearances came in relief...Led the team in victories (18), saves (6) and ERA (1.54)...Converted all six save opportunities...Tossed 41 innings with 52 strikeouts...Ten of 18 outings were scoreless...Collected wins versus Coastal Alabama East C.C. (2/20), Coastal Alabama South C.C. (3/7), at Southwest Mississippi C.C. (4/2), versus East Mississippi C.C. (4/5), at Pearl River C.C. (4/9), against Mississippi Gulf Coast C.C. (4/23), at Northwest Mississippi C.C. (5/1) and versus Itawamba C.C. (5/6)...Owned saves against Jefferson (Mo.) College (2/13), at Shelton State C.C. (3/2), versus Hinds C.C. (3/16), at Northeast Mississippi C.C. (3/29), versus Holmes C.C. (4/16) and against Itawamba C.C. (5/7)...Tossed a season-best five innings in the season finale versus Northwest Mississippi C.C. (5/13)...Struck out a season-high seven batters on two occasions; against Coastal Alabama East C.C. (2/20) and versus Northwest Mississippi C.C. (5/13).

High School

Lettered three years for head coach Mark Monaghan at DeSoto Central High School...Helped lead the Jaguars to the Mississippi High School Activities Association 6A state title as a senior...Tabbed Underclass honorable mention All-American by Perfect Game as a junior...Earned a place on ESPN's SportsCenter Top 10 fan-generated plays for a barehanded grab to turn a double play in the state championship series.

Personal

Born Spencer Carlton Price on June 27, 1997 in Memphis, Tennessee...Son of Teresa and David Price...His grandfather, great grandfather, and great aunt graduated from Mississippi State...Majoring in kinesiology.



RILEY SELF

RHP | 6-4 | 241 | Jr./Jr. | R/R

Coldwater, Miss. | Magnolia Heights School

Major: Kinesiology

14

2018 (Sophomore Season)

Awards: Named to the National Collegiate Baseball Writers Association Stopper of the Year Preseason Watch List.

Season: Appeared in 18 games...All 18 appearances came in relief...Tied for the team lead with five victories...Was a perfect 5-0 on the season with one save...Collected victories against Southern (4/4), versus Troy (5/9), against Florida (5/17), at Florida State (6/2) in the NCAA Tallahassee Regional and at Vanderbilt (6/8) in the NCAA Nashville Super Regional...Collected his lone save versus Oklahoma (6/4) in the NCAA Tallahassee Regional...Stranded 15 of 18 inherited runners...Didn't allow a run of his own in 12 of his 18 appearances.

at Jackson State (2/21): Threw a scoreless inning with two strikeouts. **Shriners College Classic (3/2-4)**: Appeared in one game. *vs. Houston (3/3)*: Threw one-third of an inning...Gave up one hit and walked one...Allowed one of two inherited runners to score. **New Mexico State (3/6-7)**: Allowed one hit in one scoreless inning of work in the series finale. **vs. Southeastern Louisiana (3/14)**: Walked one in one inning of work. **Vanderbilt (3/16-18)**: Appeared in one game...Gave up two runs on three hits in one-third of an inning in the middle game of the series...Walked one and struck out one. **Alcorn State (3/20)**: Surrendered an unearned in two innings of work...Walked three and struck out one. **at Nicholls State (3/27)**: Allowed two runs in 1 2/3 innings of work...Walked one and surrendered one hit...Allowed one of three inherited runners to score.

RETURNING BULLDOGS



Southern (4/4): Retired all four batters he faced in 1 1/3 innings... Fanned three in picking up the win... Stranded all three inherited runners with a bases-loaded, two-out strikeout. **at Alabama State (4/11):** Tossed 1 2/3 innings and allowed four runs — three earned... Gave up six hits and struck out two. **vs. Troy (5/9):** Picked up the win with 1 2/3 innings... Allowed one hit and struck out one... Allowed one of two inherited runners to score. **at Kentucky (5/11-13):** Appeared in one game... Tossed 2 2/3 innings of scoreless relief... Struck out two, allowed one hit and walked one... Threw a season-high 46 pitches... Stranded one inherited runner. **Florida (5/17-19):** Threw 2 2/3 clean innings with three strikeouts to collect the victory... Stranded one inherited runner. **SEC Tournament (5/22):** vs. **LSU (5/22):** Retired the only batter he faced with one pitch... Stranded a pair of inherited runners in the eighth inning. **NCAA Tallahassee Regional (6/1-4):** Appeared in three games... Picked up a win and a save... Threw 5 2/3 scoreless innings... Stranded both inherited runners. **vs. Oklahoma (6/1):** Tossed two-thirds of an inning with one strikeout... Left two inherited runners on base after coaxing a fly out and getting a strikeout to end the ninth. **vs. Florida State (6/2):** Issued two walks and hit a batter in three scoreless innings of work... Struck out one in his longest outing of the season to get the win. **vs. Oklahoma (6/4):** Picked up his lone save of the season with two scoreless innings... Allowed two hits and struck out three batters. **NCAA Nashville Super Regional (6/8-10):** at **Vanderbilt:** Appeared in two of the three games... Threw one inning to earn a victory in the series opener... Allowed one unearned run on one hit... Tossed 1 1/3 innings with three runs allowed in the series finale... Walked two — one intentionally — and allowed three hits.

2017 (Freshman Season)

Awards: Earned Freshman All-America honors from Baseball America and Collegiate Baseball Newspaper.

Season: Made a team-high-tying 31 appearances on the mound... All 31 appearances came in relief... Posted five victories and eight saves... Owned four holds... Converted eight of 10 saves... Mississippi State won 20 of his 31 appearances... Didn't allow a run of his own in 19 of 31 appearances... Claimed victories over Texas Tech (2/19), at Oregon (3/4), against Tennessee (3/26), at Ole Miss (3/30) and at Texas A&M (5/6)... Posted saves against Alabama (4/21), versus Ole Miss (4/25), against Auburn (4/29), versus Troy (5/16), versus Georgia (5/14) and Arkansas (5/25) in the SEC Tournament and versus UIC (6/4) and at Southern Miss (6/5) in the NCAA Hattiesburg Regional... Owned holds against Tennessee (3/24), at Ole Miss (4/1), at South Carolina (4/14) and against Alabama (4/20)... Stranded 13 of 27 inherited runners... Had a sacrifice bunt at Ole Miss (4/1) in his only plate appearances.

Rankings: Finished tied for No. 36 nationally and No. 3 in the SEC in appearances (36)... Sat tied for No. 74 in the NCAA and No. 7 in the SEC in saves (8).

Texas Tech (2/17): Made his collegiate debut with one scoreless inning... Allowed one hit and struck out two. **Texas Tech (2/19):** Picked up the win with five innings of one-run relief... Allowed one hit, walked one and struck out seven. **Marist (2/26):** Threw 3 1/3 innings... Allowed two hits and struck out four... Allowed one of two inherited runners to score. **at Oregon (3/3-5):** Appeared in the middle game of the series... Picked up the win with 2 2/3 innings of one-run relief... Allowed one hit, walked three and struck out three... Stranded both inherited runners. **Louisiana Tech (3/7):** Allowed two runs in two-thirds of an inning in a blown save opportunity... Allowed three hits and struck out two. **at Arkansas (3/17-19):** Appeared in the series finale... Threw two innings and allowed one run on three hits... Struck out two... Hit one batter. **Tennessee (3/24-26):** Appeared in the series opener and series finale... Didn't allow an earned run in 3 2/3 innings... Tossed one scoreless inning in the series opener... Surrendered two hits and struck out one to collect a hold... Earned the win in the series finale with 2 2/3 innings of work... Allowed one unearned run on one hit... Struck out two batters. **at Ole Miss (3/30-4/1):** Appeared in the series opener and series finale... Didn't allow a run in 3 1/3 innings...

Tossed 2 2/3 innings of scoreless relief to earn the win in the series opener... Allowed one hit, walked one and struck out three... Garnered a hold in two-thirds of an inning of scoreless relief in the series finale... Allowed one hit... Stranded his lone inherited runner. **FIU (4/4-5):** Appeared in the final game of the two-game, mid-week series... Allowed one run on one hit in one inning of work... Struck out two batters. **Kentucky (4/7-9):** Appeared in the first two games of the series... Didn't record an out in the series opener... Allowed one hit... Surrendered one of two inherited runners in the opener... Allowed one hit and walked one in one inning of work in the middle game of the series... Struck out three batters... Allowed both inherited runners to score. **at South Carolina (4/14-16):** Appeared in the series opener and series finale... Garnered a hold in the series opener with 2 1/3 innings... Didn't allow a run of his own and struck out three... Surrendered three hits and allowed his lone inherited runner to score... Allowed two runs on three hits in one-third of an inning in the series finale... Allowed all three inherited runners to score in the finale. **Alabama (4/20-21):** Appeared in all three games of the series... Totaled four innings... Struck out eight batters... Tossed 1 1/3 perfect innings in the series opener... Fanned two batters to collect the hold... Didn't allow a base runner in 1 2/3 innings of the middle game in the series to earn the save... Struck out four... Stranded his lone inherited runner... Allowed one run on three hits in one inning of work in the series finale... Struck out two batters... Allowed his lone inherited runner to score. **vs. Ole Miss (4/25):** Posted the save with one perfect inning... Struck out one. **Auburn (4/28-29):** Appeared in the series opener and series finale... Earned the save in the series opener with one scoreless inning... Walked one and struck out one... Didn't allow a run in the series finale... Allowed one hit and walked one in one inning. **at Texas A&M (4/4-6):** Earned the win in the series finale... Tossed 3 1/3 innings of scoreless, hitless relief... Walked one and struck out three... Stranded both inherited runners. **at Georgia (5/12-14):** Allowed one run in 1 2/3 innings in the series finale... Issued four walks, allowed one hit and struck out two... Stranded his lone inherited runner. **Troy (5/16):** Picked up the save with one perfect inning... Struck out two. **LSU (5/18-20):** Appeared in the series finale and allowed four runs on six hits in two innings... Walked one and struck out three... Allowed his lone inherited runner to score. **SEC Tournament (5/24-26):** Appeared in three games... Collected two saves and failed to convert a save opportunity... Logged 2 2/3 innings. **vs. Georgia (5/24):** Collected the save with one perfect inning... Struck out one... Stranded both inherited runners. **vs. Arkansas (5/25):** Earned the save with one scoreless inning... Walked one and struck out one. **vs. Florida (5/26):** Took the loss after allowing five runs in two-thirds of an inning... Allowed three hits, walked two and struck out two... Allowed both inherited runners to score. **NCAA Hattiesburg Regional (6/2-5):** Picked up two saves in two appearances... Logged 3 2/3 innings... Didn't allow a run of his own. **vs. UIC (6/4):** Tossed 1 2/3 innings to earn the save... Allowed two hits, walked two and struck out two... Stranded one of two inherited runners. **at Southern Miss (6/5):** Tossed two scoreless innings to earn the save in the final game of the regional... Allowed one hit... Stranded his lone inherited runner. **NCAA Baton Rouge Super Regional (6/10-11):** Allowed one run on two hits... Intentionally walked one batter... Took the loss in the series opener... Allowed his lone inherited runner to score.

High School

Lettered five times for head coach Chris McMinn at the Magnolia Heights School... Earned first-team All-American honors from Collegiate Baseball Newspaper as a senior... Named honorable mention All-America by Perfect Game as a senior... Tabbed Underclass honorable mention All-America by Perfect Game as a senior... Selected first-team All-Region by Perfect Game as a senior... Participated in the Perfect Game National Showcase as a junior.

Personal

Born Riley Neal Self on July 30, 1997 in Greenwood, Mississippi... Son of Jennifer and Kenny Self... Has three sisters, Mary Courtney, Ashley and Amber... Majoring in kinesiology.

Self's Career Pitching Statistics

Year	ERA	W-L	App	GS	CG	SHO/CBO	SV	IP	H	R	ER	BB	SO	2B	3B	HR	BF	BAA	WP	HBP	BK	SFA	SHA
2017	3.72	5-2	31	0	0	0/1	8	48.1	44	21	20	20	60	5	0	1	208	.246	2	2	0	3	4
2018	3.51	5-0	18	0	0	0/2	1	25.2	20	13	10	12	20	2	1	3	108	.220	1	1	0	2	2
Career	3.65	10-2	49	0	0	0/3	9	74.0	64	34	30	32	80	7	1	4	316	.237	3	3	0	5	6



DUSTIN SKELTON



C | 6-0 | 202 | Jr./Jr. | R/R
 Olive Branch, Miss. | Magnolia Heights School
 Major: Kinesiology

8

Career Notes & Records

Draft: Chosen in the 36th round of the 2016 MLB First Year Player Draft by the Toronto Blue Jays.

2018 (Sophomore Season)

Awards: Named to the NCAA Tallahassee Regional All-Tournament Team (6/1-4).

Season: Appeared in 47 games with 38 starts...Started all 38 games at catcher...Had a season-best seven-game reached base streak (May 12-June 4), which included a season-long six-game hitting streak (May 19-June 4)...Owned eight multi-hit and three multi-RBI games...Homered against Oklahoma (6/1) in the NCAA Tallahassee Regional...Threw out nine of 36 potential base stealers...Picked off a pair of base runners.

Rankings: Was No. 114 in the NCAA and No. 4 in the SEC in sacrifice bunts (8).

at Southern Miss (2/16-18): Appeared in all three games, with starts in the final two games of the series...Collected a hit in the middle game of the series. **at Jackson State (2/21):** Was the starting catcher, going 1-for-3 with a pair of walks and two runs scored. **Kleberg Bank College Classic (2/23-25):** Started in the first and third games of the tournament. **vs. UC Santa Barbara (2/23):** Reached via hit-by-pitch and scored a run in the ninth inning. **at McNeese State (2/28):** Drove in the first runs of the game for MSU with a second-inning, two-RBI single. **Shriners College Classic (3/2-4):** Appeared in all three games, starting the opener and finale. **vs. Louisiana-Lafayette (3/2):** Plated a run with a bases loaded hit-by-pitch. **vs. Sam Houston State (3/4):** Reached base twice...Walked in the first inning and doubled in the third inning. **New Mexico State (3/6-7):** Started the first game of the two-game series...Went 1-for-3 with a walk and two runs scored...Walked and scored in the sixth inning...Singled and came around to score in the seventh inning. **Utah Valley (3/9-11):** Appeared in two games, bookending the series with starts...Posted hits in each appearance...Doubled for his lone hit of the series opener...Added two sacrifice hits in the opening game of the series...Singled, walked and scored a run in the series finale. **Vanderbilt (3/16-18):** Was the starting backstop in all three games...Walked once in each of the first two games of the series. **Texas Southern (3/21):** Reached base in all three plate appearances...Went 2-for-2 with a walk and two runs scored...Added an RBI...Drove in the first run of the game with an RBI single in the second inning...Singled and scored in the fourth inning...Walked and came around to score in the fifth inning. **at Missouri (3/23-25):** Appeared in all three games, bookending the series with starts...Was 2-for-3 with a double and a run scored in the series finale. **Ole Miss (4/7-8):** Appeared in two games with one start...Started the middle game of the series...Went 2-for-4 in the second game of the series. **at Alabama State (4/11):** Was 3-for-5 with three runs scored and two RBIs...Reached base four times in the game...Scored a run after reaching on an error in the seven-run first inning...Doubled and scored in the third inning...Plated a run with a single in the sixth inning...Provided an RBI double and came around to score in the eighth inning. **at Auburn (4/13-15):** Started the series opener. **at Arkansas (4/20-21):** Appeared in all three games, bookending the series with starts...Went 1-for-4 in the series finale...Doubled and scored the first run of the game for MSU in the third inning. **at Alabama (5/4-6):** Started the middle game of the series...Reached on an error and laid down a sacrifice bunt. **at Kentucky (5/11-13):** Started the middle game of the series...Drew a walk in three plate appearances. **Florida (5/17-19):** Appeared in two games with a start in the series finale...Went 1-for-4 with a run scored in the final game of the series...Scored the eventual game-winning run after reaching on an error in the sixth inning...Started the six-run eighth inning with a leadoff single before being pinch ran for.

SEC Tournament (5/22): **vs. LSU (5/22):** Singled twice. **NCAA Tallahassee Regional (6/1-4):** Appeared in all five games with four starts...Led the team with a .571 batting average (8-for-14) and a .611 on-base percentage...Reached base 11 times with eight hits, two hit-by-pitch and one walk...Drove in five RBIs. **vs. Oklahoma (6/1):** Went 2-for-4 with four RBIs...Hit his first home run of the season, a second-inning, two-run blast...Plated two runs with a single in the third inning. **vs. Samford (6/3):** Was 3-for-4 at the plate with a walk...Singled in the second, third and sixth innings...Walked in the ninth inning. **vs. Oklahoma (6/3):** Finished 1-for-2 at the plate with two hit-by-pitch and two runs scored...Opened the scoring with a second-inning sacrifice fly...Was hit by a pitch and scored a run in the eight-run third inning...Reached via hit-by-pitch in the fifth inning...Singled and scored in the seventh inning. **vs. Oklahoma (6/4):** Was 2-for-4 with two runs scored...Singled and scored a run in the fifth inning...Doubled and came around to score in the ninth inning. **NCAA Nashville Super Regional (6/8-10):** **at Vanderbilt:** Started all three games...Had one sacrifice hit in each game of the series...Reached on an error and had the sacrifice bunt that moved a runner into scoring position in the eighth inning of the series opener...A second-inning sacrifice bunt led to a pair of runs in the middle game of the series...Walked twice in the series finale. **College World Series (6/16-23):** Started all four games. **vs. Washington (6/16):** Was 0-for-2 with a sacrifice bunt. **vs. North Carolina (6/19):** Was 1-for-3 at the plate. **vs. Oregon State (6/22):** Chipped in a sacrifice bunt. **vs. Oregon State (6/23):** Reached base via walk.

2017 (Freshman Season)

Season: Appeared in 34 games with 17 starts...Made collegiate debut in the season opener against Texas Tech (2/17)...Started games at catcher (15) and third base (2)...Hit in the No. 7 (3), No. 8 (13) and No. 9 (1) spots in the order...Owned a season-best three game hitting streak on two occasions; from March 12-14 and April 11-21...Posted a season-long reached base streak of five games from March 10-14...Had three multi-hit and three multi-RBI games...Was 2-for-4 as a pinch hitter with one walk and one RBI...Threw out nine of 28 potential base stealers.

Texas Tech (2/17): Pinch hit and drew a walk...Also saw time at catcher in his collegiate debut. **Western Illinois (2/19):** Made his first collegiate start at catcher...Collected first collegiate hit with a third-inning single. **Morehead State (2/21):** Singled in a start at catcher. **Indiana State (2/24):** Made a start at third base. **Marist (2/25):** Made a start at third base...Drove in his first collegiate RBI...Singled to plate a run in the eighth inning. **Indiana State (2/25):** Made the start at catcher. **at Oregon (3/3-5):** Started two games at catcher. **Louisiana Tech (3/7):** Made the start at catcher. **South Alabama (3/10):** Got the start at catcher...Singled in the second inning...Reached on a fielder's choice to drive in one RBI. **Columbia (3/12):** Made the start at catcher...Worked a fifth-inning walk. **South Alabama (3/12):** Posted a pair of hits in a start at catcher...Singled in the third inning...Drove in one RBI with a single in the sixth inning. **Columbia (3/13):** Reached base twice in a start at catcher...Drew a bases loaded walk in the third inning to plate one RBI...Singled in the fifth inning. **Arkansas-Pine Bluff (3/14):** Went 2-for-4 in a start at catcher...Drove in a pair of RBIs...Had RBI singles in the first and fourth innings. **at Arkansas (3/17-19):** Appeared in all three games with two starts at catcher. **Tennessee (3/24-26):** Appeared in two games...Worked a walk in the middle game of the series as a defensive replacement. **at Ole Miss (3/30-4/1):** Appeared in the series opener as a pinch hitter...Went 1-for-2 at the plate. **FIU (4/4/5):** Appeared in both games of the two-game, mid-week series...Appeared as a defensive replacement in the series finale and worked a walk in his lone plate appearance.

RETURNING BULLDOGS



Mississippi Valley State (4/11): Went 1-for-2 with two RBIs... Added a walk and a hit-by-pitch in a start at catcher... Had a two-RBI single in the second inning... Was hit by a pitch in the seventh inning... Walked in the eighth inning. **at South Alabama (4/18):** Posted a third-inning single in a start at catcher. **Alabama (4/20-21):** Appeared in the series finale as a pinch hitter... Went 2-for-3 at the plate after entering the 13-inning contest in the sixth inning... Posted a pair of doubles for his first collegiate extra-base hits... Doubled to drive in one RBI in the sixth inning, coming around to score... Doubled in the seventh inning... Walked in the 13th inning to extend the inning and lead to Luke Alexander's walk-off, RBI single. **Auburn (4/28-29):** Appeared in the final two games of the series as a defensive replacement. **at Texas A&M (4/4-6):** Appeared in one game... Entered the series opener as a defensive replacement. **LSU (5/18-20):** Appeared in the middle game of the series as a pinch hitter. **SEC Tournament (5/24-26):** Appeared in two games. *vs. Florida (5/26):* Entered as a pinch hitter... Worked a walk in the eighth inning. *vs. Arkansas (5/26):* Entered as a defensive replacement. **NCAA Hattiesburg Regional (6/2-5):** Appeared in the final game of the regional as a defensive replacement.

Skelton's Career Hitting Statistics

	Avg	GP-GS	AB	R	H	2B	3B	HR	RBI	TB	SLG%	BB	HBP	SO	GDP	OB%	SF	SH	SB-ATT	PO	A	E	FLD%
2017	.206	34-17	68	1	14	2	0	0	10	16	.235	8	1	21	1	.295	1	1	0-0	163	35	7	.966
2018	.238	47-38	122	18	29	7	0	1	13	39	.320	13	6	28	3	.338	1	8	0-1	313	55	3	.992
Career	.226	81-55	190	19	43	9	0	1	23	55	.289	21	7	49	4	.323	2	9	0-1	476	90	10	.983



ETHAN SMALL



LHP | 6-3 | 214 | Sr./Jr. | L/L
Lexington, Tenn. | Dyer County
Major: Kinesiology

44

Career Notes & Records

Draft: Chosen in the 26th round of the 2018 MLB First Year Player Draft by the Arizona Diamondbacks.

Season: Is one of 22 Mississippi State pitchers to own a 100-strikeout season... Ranks No. 7 on the single-season strikeouts charts (122; 2018).

2018 (Redshirt-Sophomore Season)

Awards: Earned all-tournament honors at the Kleberg Bank Classic (2/23-25).

Season: Started 18 games on the mound to tie for the team lead... Tied for the team-lead with five victories... Posted wins against Nicholls State (2/24), at LSU (3/30), at Auburn (4/14), versus Arkansas (4/21) and against Texas A&M (4/28)... Won three-straight starts from April 14-April 28... Mississippi State won 12 of his 18 starts... Posted 11 quality starts... Allowed three or fewer earned runs in 15 of 18 starts... Struck out seven or more batters in 10 of 17 starts... Was the No. 2 starter for the majority of the season... Started the opening game of a series at Vanderbilt (6/8) in the NCAA Nashville Super Regional and vs. Washington (6/16) at the College World Series.

Rankings: Ended the season tied for No. 4 nationally and No. 1 in the SEC in games started (18)... Sat No. 17 in the NCAA and No. 2 in the SEC in strikeouts (122)... Finished No. 62 nationally and No. 6 in the SEC in strikeouts per nine innings (10.84).

at Southern Miss (2/16-18): Took the loss in the middle game of the series... Allowed five runs on seven hits in four innings of work... Struck out six and walked one. **Kleberg Bank College Classic (2/23-25):** *vs. Nicholls State (2/24):* Threw six innings and allowed three unearned runs to claim the win... Surrendered seven hits, walked two and struck out eight. **Shriners College Classic (3/2-4):** *vs. Houston (3/3):* Struck out seven in 4 1/3 innings of work in a no decision... Allowed one run on four hits... Walked three batters. **Utah Valley (3/9-11):** Struck out a career-high 10 batters in six innings of work... Allowed two runs on three hits and walked one batter.

High School

Lettered five times for head coach Chris McMinn at the Magnolia Heights School... Helped lead the Chiefs to five-straight MAIS state championships, winning the title every year from eighth grade on... Earned All-America laurels from Perfect Game as a sophomore, junior and senior... Tabbed an All-American by Collegiate Baseball Newspaper as a senior... Named to the Clarion-Ledger's Dandy Dozen, as well as second-team all-state by the publication as a senior.

Personal

Born Dustin Daniel Skelton on July 31, 1997 in Germantown, Tennessee... Son of Jimmy Skelton and Wendy Atherton... Has two siblings, Dalton Skelton and Colton Atherton... Majoring in kinesiology.

Vanderbilt (3/16-18): Allowed one run in 6 1/3 innings of work and took the loss... Surrendered four hits, walked two and fanned eight. **at Missouri (3/23-25):** Gave up just one run in 6 1/3 innings in a no decision... Allowed seven hits, walked one and struck out seven. **at LSU (3/29-31):** Picked up the win with eight innings of one-run work on the mound... Allowed four hits, walked one and struck out nine. **Ole Miss (4/7-8):** Allowed four runs on eight hits in four innings to suffer a loss... Walked two and struck out seven. **at Auburn (4/13-15):** Struck out seven and allowed two runs in seven innings to collect a victory... Surrendered four hits and walked two. **at Arkansas (4/20-21):** Picked up the victory with six innings of one-run work on the mound... Fanned six, walked two and allowed six hits. **Texas A&M (4/27-29):** Collected his third-straight victory with 5 1/3 innings of work... Allowed three runs on five hits... Walked two and struck out eight. **at Alabama (5/4-6):** Allowed two runs on three hits and walked five batters in six innings of work... Hit one batter and struck out five in the no decision. **at Kentucky (5/11-13):** Took six shutout innings in a no decision... Allowed five hits and walked two... Fanned five batters. **Florida (5/17-19):** Allowed three runs on five hits in 4 1/3 innings... Walked two and struck out six in a no decision. **NCAA Tallahassee Regional (6/1-4):** *vs. Florida State (6/2):* Took a no decision with six innings of two-run work on the mound... Allowed five hits, walked three and struck out eight. **NCAA Nashville Super Regional (6/8-10):** *at Vanderbilt:* Allowed four runs – three earned – in four innings of work in a no decision in the series opener... Allowed six hits, walked one and struck out five. **College World Series (6/16-23):** Started the first and fourth games... Struck out 10 and walked one in two starts... Totaled 11 2/3 innings... Allowed 11 hits and five runs. *vs. Washington (6/16):* Struck out five and didn't walk a batter in seven shutout innings... Allowed four hits and hit one batter in a no decision. *vs. Oregon State (6/23):* Allowed five runs on seven hits in 4 2/3 innings... Allowed seven hits, walked one and struck out five in the loss.

2017 (Sophomore Season)

Season: Missed the season due to injury.



RETURNING BULLDOGS

2016 (Freshman Season)

Awards: Earned SEC First-Year Academic Honor Roll.

Season: Made 15 appearances on the mound... All 15 appearances came in relief... Collegiate debut came against FAU (2/19) in the season opener... Posted one victory... Claimed his lone victory over South Alabama (3/8)... Eight of 15 appearances went to one inning or longer... Stranded six of 10 inherited runners.

FAU (2/19): Made collegiate debut with one-third of an inning pitched... Struck out one... Allowed two runs on one hit... Walked one batter... Allowed both inherited runners to score. **Alcorn State (3/1):** Threw one scoreless inning... Fanned all three batters faced. **South Alabama (3/8):** Picked up his first collegiate win with 2 1/3 scoreless innings... Fanned three batters... Stranded his lone inherited runner. **Oregon (3/11-13):** Appeared in the middle game of the series... Allowed two runs on two hits... Walked one batter. **Eastern Kentucky (3/15):** Surrendered five runs on three hits in one inning of work... Walked two and struck out two. **at Vanderbilt (3/18-20):** Appeared in the series finale... Did not record an out... Walked one and allowed one run... Stranded one inherited runner. **Georgia (3/24-26):** Came on in relief during the series opener... Struck out three in one inning of work. **Ole Miss (4/1-3):** Allowed one run in one inning of relief work... Allowed one hit and struck out two. **at Florida (4/8-10):** Threw one inning in the series opener... Allowed one hit and struck out three... Allowed both inherited runners to score.

Memphis (4/13): Tossed one inning of relief... Allowed one hit and walked one... Struck out two batters. **Texas A&M (4/15-17):** Appeared in each of the first two games of the series... Didn't record an out in the series opener and allowed four runs... All four batters faced reached base... Surrendered a single and hit two batters... Walked one and allowed a single in one-third of an inning of work. **ULM (4/20):** Threw one-third of an inning in relief... Walked one and struck out one... Stranded his lone inherited runner. **at LSU (4/22-24):** Walked one and didn't record an out in the series finale. **at Alabama (4/28-30):** Walked one and didn't record an out in the series finale.

High School

Lettered all four years for head coach Adam Harrington at Lexington High School... Earned All-America honors as a junior and senior... Two-time all-state selection... Tabbed first-team Class 2A all-state as an infielder a during his junior and as a pitcher during his senior season... Selected district tournament MVP as a senior... Fanned 310 batters in 191 1/3 innings of work during his prep career.

Personal

Born Ethan Robert Small on Feb. 14, 1997 in Jackson, Tennessee... Son of Wanda and Robin Small... Has one brother, Lance... Majoring in kinesiology.

Small's Career Pitching Statistics

Year	ERA	W-L	App	GS	CG	SHO/CBO	SV	IP	H	R	ER	BB	SO	2B	3B	HR	BF	BAA	WP	HBP	BK	SFA	SHA
2016	13.06	1-0	15	0	0	0/2	0	10.1	11	15	15	10	20	1	0	1	56	.256	2	2	0	0	1
2017	--Redshirt Season (Injury)--																						
2018	3.20	5-4	18	18	0	0/1	0	101.1	93	40	36	33	122	18	0	8	427	.239	8	2	3	2	1
Career	4.11	6-4	33	18	0	0/3	0	111.2	104	55	51	43	142	19	0	9	483	.241	10	4	3	2	2



JORDAN WESTBURG

IF | 6-3 | 195 | So./So. | R/R
New Braunfels, Texas | New Braunfels
Major: Business Administration

11

Career Notes & Records

Game: Tied the NCAA College World Series and set a Mississippi State single-game CWS standard with seven RBIs against North Carolina (6/19)... That total equaled the marks of Carl Thomas (Arizona, 1954), Stan Holmes (Arizona State, 1981), Mark Kotsay (Cal State Fullerton, 1994), Wes Rachels (USC, 1998) and Kris Bennett (Tennessee, 2011)... Hit the 48th grand slam at the College World Series and only grand slam in Omaha during the 2018 series.

2018 (Freshman Season)

Awards: Earned SEC First-Year Academic Honor Roll.

Season: Appeared in 42 games with 31 starts... Started games at third base (22) and designated hitter (9)... Owned a season-long reached base streak of eight games (April 8-21), which included a season-best four-game hitting streak (April 8-14)... Owned seven multi-hit and seven multi-RBI games... Homered at Alabama State (4/11), and versus North Carolina (6/19) at the College World Series... Was 1-for-5 with a walk in six plate appearances as a pinch hitter... Lone hit as a pinch hitter was an RBI single versus Vanderbilt (3/18).

at Southern Miss (2/16-18): Appeared in the season opener as a pinch hitter. **Kleberg Bank College Classic (2/23-25):** Appeared in two games. vs. **Nicholls State (2/24):** Came off the bench and drew a walk in the seventh inning. **New Mexico State (3/6-7):** Appeared in one game off the bench. **Vanderbilt (3/16-18):** Entered as a pinch hitter in the series finale... Collected his first collegiate hit with a sixth-inning RBI single.

Alcorn State (3/20): Made his first collegiate start at third base... Went 2-for-5 with one walk, one run scored and one RBI... Plated a run with a fifth-inning RBI single... Walked and scored a run in the seventh inning. **Texas Southern (3/21):** Made the start at third base and went 2-for-3 with three RBIs... Also walked, was hit by a pitch and scored a run... Plated RBIs with a second-inning fielder's choice, a fourth-inning single and a sixth-inning double... Walked and scored a run in the fifth inning... Was hit by a pitch in the eighth inning. **at Missouri (3/23-25):** Started all three games at third base... Reached base in each game of the series... Walked in the series opener... Plated the game-tying run with a one-out single in the ninth inning of the middle game in the series... Also walked in the 12th inning of game two... Singled for his lone hit of the series finale. **at Nicholls State (3/27):** Collected a pair of hits in a start at third base... Plated a pair of runs with an eighth-inning single. **at LSU (3/29-31):** Started the series opener at third base. **Ole Miss (4/7-8):** Started the series finale at third base... Singled and walked in the final game of the series. **at Alabama State (4/11):** Went 2-for-4 with his first collegiate home run... Had three RBIs and three runs scored... Hit a two-run home run in the seven-run first inning... Plated a run with a sacrifice fly in the fourth inning... Doubled and scored a run in the sixth inning... Was hit by a pitch and came around to score in the eighth inning. **at Auburn (4/13-15):** Started all three games at third base... Reached base in each game of the series... Doubled in the series opener... Doubled for his lone hit of the middle game in the series... Walked and scored a run in the second game of the series... Reached base via walk in the series finale. **at Memphis (4/18):** Went 1-for-4 in a start at third base.

RETURNING BULLDOGS



at Arkansas (4/20-21): Started all three games at third base...Plated the game-tying runs with a two-RBI single in the eighth inning and came around to score the game-winning run in the series opener...Reached via hit-by-pitch in the middle game of the series...Had an RBI ground out in the sixth inning of the series finale. **vs. Ole Miss (4/24):** Had an eighth-inning sacrifice fly in a start at third base. **Texas A&M (4/27-29):** Appeared in two games with one start at third base...Started the series opener at third base...Appeared in the series finale as designated hitter. **at Kentucky (5/11-13):** Started the final two game of the series at third base...Doubled for his lone hit in the middle game of the series...Went 4-for-4 with a walk in the series finale...Doubled three times...Had a pair of two-RBI doubles (third and sixth inning)...Singled and scored a run in the second inning...Doubled and came around to score in the ninth inning. **Florida (5/17-19):** Started the first two games of the series at third base...Reached on an error in the eighth inning and came around to score...Singled, walked and scored twice in the middle game of the series...Had a base hit and came around to score in the second inning...Walked and scored a run in the six-run fifth inning. **NCAA Tallahassee Regional (6/1-4):** Appeared in three games with two starts...Drove in three RBIs. *vs. Florida State (6/2):* Pinch hit in the eighth inning. *vs. Oklahoma (6/3):* Started as the designated hitter and went 1-for-4 with one RBI...Had a sacrifice fly in the eight-run third inning. *vs. Oklahoma (6/4):* Had a two-RBI single in the ninth inning for his lone hit of the game. **NCAA Nashville Super Regional (6/8-10):** *at Vanderbilt:* Started all three games as the designated hitter...Delivered an RBI double for his lone hit in the middle game of the series...Singled twice and scored one run in the series finale...Singled and scored in the third inning...Collected a base hit in the ninth inning and was pinch run for.

Westburg's Career Hitting Statistics

	Avg	GP-GS	AB	R	H	2B	3B	HR	RBI	TB	SLG%	BB	HBP	SO	GDP	OB%	SF	SH	SB-ATT	PO	A	E	FLD%
2018	.248	42-31	121	18	30	11	0	2	30	47	.388	10	4	35	2	.319	3	1	0-0	11	38	4	.925
Career	.248	42-31	121	18	30	11	0	2	30	47	.388	10	4	35	2	.319	3	1	0-0	11	38	4	.925

College World Series (6/16-23): Started all four games as the designated hitter...Hit the lone MSU home run...Drove in a team-best seven RBIs. *vs. North Carolina (6/19):* Went 3-for-4 with two runs scored and a NCAA CWS record-tying seven RBIs...Hit a grand slam in the second inning...Singled and came around to score in the eighth inning...Also plated three runs with a double to cap the scoring in the eight-run eighth inning. *vs. Oregon State (6/22):* Was hit by a pitch and scored a run in the third inning...Also reached on an error in the seventh inning.

High School

Lettered three times for head coach Bobby Alford at New Braunfels High School...Earned honorable mention All-America honors from Perfect Game as a senior...Tabbed an Underclass All-American by Perfect Game as a junior...Named first-team All-Texas Region by Perfect Game as a senior...Two-time first-team all-state selection by the Texas High School Baseball Coaches Association, earning the honor as a junior and senior...Tabbed all-area by the San Antonio Express-News as a senior...Named the District 27-6A Most Valuable Player as a senior...Selected as a member of the Texas Rangers Area Code team as a junior...Earned Academic All-State honors from the THSBCA as a senior...Also lettered in football and basketball.

Personal

Born Jordan Cole Westburg on Feb. 18, 1999 in New Braunfels, Texas...Son of Christine and Paul Westburg...Has one brother, Jesse...Majoring in business administration.

**BENJAMIN BELL****31**

OF | 5-9 | 180 | Fr./Fr. | L/R
 Madison, Miss. | Germantown
 Major: Undecided

High School

Lettered three times for head coach Brian Hardy at Germantown High School... Helped the Mavericks to the district title as a junior and senior... Earned honorable mention All-America honors from Perfect Game as a senior... Tabbed first-team 5A all-state as a senior... Garnered first-team all-state accolades from the Clarion-Ledger as a senior... Two-time first-team all-district, earning the honor as a junior and senior... Finished his high school career as the school record holder in season and career batting average, season and career stolen bases and single-season hits... Also lettered three times in football... Earned second-team all-region at wide receiver as a senior... Finished high school with a 4.00 GPA... Awarded the Lindy Callahan Award from the Mississippi High School Activities Association, a scholarship awarded based on academic and athletic achievement to 16 senior student-athletes, a boy and a girl, from eight geographical districts of the state.

Personal

Born Benjamin Edward Bell on October 26, 1999 in Jackson, Mississippi... Son of Cindy and Chuck Bell... Has one older brother, Ross, and one younger brother, Andrew... Grandfather, Ross Sr., attended Mississippi State... Brother, Ross, is a senior on the men's golf team and is a two-time Carroll V. Newsom Scholar-Athlete Award winner... Undecided.

**HUNTER BLALOCK****36**

OF | 6-5 | 195 | Fr./Fr. | R/R
 Madison, Miss. | Madison Central
 Major: Agricultural Science

High School

Lettered four times in baseball for head coach Patrick Robey at Madison Central High School... Helped the Jaguars to the Mississippi High School Activities Association state championship as a sophomore... Tabbed second-team all-state as a senior... Also lettered four times in football.

Personal

Born Hunter Jason Blalock on March 21, 2000 in Houston, Texas... Son of Susanne and Jason Blalock... Has one older sister, Lauren... Majoring in agricultural science.

**BRYCE BROCK****27**

LHP/OF | 6-0 | 165 | Fr./Fr. | L/L
 Hernando, Miss. | Lewisburg
 Major: Business Administration

High School

Lettered four times for head coach Rusty Cagle at Lewisburg High School... Tabbed honorable mention All-American by Perfect Game as a senior... Garnered honorable mention Underclass All-America honors as a junior... Named first-team all-state by the Clarion-Ledger as a junior and senior... Selected as the Metro Player of the Year as a senior... Also lettered three times in football and twice in basketball... Named all-region at quarterback as a senior... Finished high school with a 4.00 GPA... Awarded the Lindy Callahan Award from the Mississippi High School Activities Association, a scholarship awarded based on academic and athletic achievement to 16 senior student-athletes, a boy and a girl, from eight geographical districts of the state.

Personal

Born Bryce Montana Brock on January 23, 2000 in Hernando, Mississippi... Son of Bridgette and Rodney Brock... Has one older brother, Brakston... Brother, Brakston attends Mississippi State... Majoring in kinesiology.



ERIC CERANTOLA



RHP | 6-5 | 195 | Fr./Fr. | R/R
Oakville, Ontario | Ecole Secondaire Catholique Sainte-Trinite
Major: Management

37

Career Notes & Records

Draft: Chosen in the 30th round of the 2018 MLB First Year Player Draft by the Tampa Bay Rays.

High School

Attended Ecole Secondaire Catholique Sainte-Trinite... Played baseball for Great Lakes Canadians and head coaches Adam Stern and Greg Hamilton... Member of the Canadian National Team U18 squad that finished No. 4 at the World Championships in 2017... Selected honorable mention All-American by Perfect Game as a senior... Tabbed honorable mention Underclass All-American by Perfect Game as a junior... Named all-region by Perfect Game as a senior... Also competed in hockey and volleyball... Drafted in the eighth round of the 2016 Ontario Hockey League Draft by the Owen Sound Attack.

Personal

Born Eric Cerantola on May 2, 2000 in Montreal, Quebec... Son of Lucy and Franco Cerantola... Has one younger sister, Maya... Majoring in management.



TUCKER CHILDERS

C/IF | 6-3 | 235 | Jr./Jr. | L/R
Ripley, Miss. | Ripley (Northeast Mississippi C.C.)
Major: Management

23

Career Notes & Records

Junior College: Owns the career record for home runs at Northeast Mississippi C.C. (23).

2018 (Sophomore Season – Northeast Mississippi C.C.)

Awards: Played for the National Junior College Athletic Association National Team and represented the United States of America at the National Baseball Congress... Named first-team All-Mississippi Association of Community and Junior Colleges... Earned first-team NJCAA All-Region 23 honors.

Season: Started all 46 games... Hit .352 with 57 hits, 42 runs scored, 53 RBIs and 17 walks... Reached base in 36 of 46 games with hits in 32 of those contests... Posted 16 multi-hit and 15 multi-RBI games... Reached base in a season-best 10-straight games from March 30-April 18... Totaled 26 extra-base hits, including a single-season school-record 13 home runs... Hit home runs at Jackson State C.C. (2/18), against East Central C.C. (2; 2/27), versus Blue Mountain (3/12), against Motlow State C.C. (2; 3/13), at Copiah-Lincoln C.C. (4/7), against Meridian C.C. (4/10), versus Holmes C.C. (2; 4/18), at Mississippi Gulf Coast C.C. (5/5) and at Meridian C.C. (2; 5/11)... Plated a season-best five RBIs at Jackson State C.C. (2/18) and versus Holmes C.C. (4/18)... Collected a season-high four hits at Mississippi Delta C.C. (3/21).

2017 (Freshman Season – Northeast Mississippi C.C.)

Season: Appeared in 43 games with 36 starts... Reached base in 37 of 43 games, including 33 games with a hit... Owned 14 multi-hit and 10 multi-RBI games... Reached base in 13-straight games from March 24-April 14... Collected 21 extra base hits, including 10 home runs... Hit home runs at Hinds C.C. (3/18), versus Jones County J.C. (4/1), against Itawamba C.C. (4/5), versus Copiah-Lincoln C.C. (4/8), in both games of a doubleheader against Meridian C.C. (4/11), at Holmes C.C. (4/19), at Northwest Mississippi C.C. (2; 5/2) and against Mississippi Gulf Coast (5/6)... Drove in a season-high seven RBIs with his two-home run game at Northwest Mississippi C.C. (5/2)... Posted a season-best three hits on four occasions.

High School

Lettered all four years for head coach Joel Gafford at Ripley High School... Named team captain and team MVP as a senior... Three-time all-state honoree, earning first-team honors as a senior, and second-team accolades as a junior and sophomore... Tabbed District 1-4A Most Valuable Player as a junior and senior... Also lettered three times in football.

Personal

Born Tucker Wayne Childers on August, 14, 1997 in Ripley, Mississippi... Son of Ambra and Charles Childers... Has one older sister, Parrish, and one younger sister, Charlie Jo... Father, Charles, played football at Ole Miss from 1986-90... Majoring in management.



BRAD CUMBEST

38

OF | 6-5 | 245 | Fr./Fr. | R/R
Hurley, Miss. | East Central
Major: Kinesiology

Career Notes & Records

Career: Also a member of the Mississippi State football team as a tight end.

High School

Lettered four times for head coach Bo Long at East Central High School... Earned all-state, all-district and all-conference in baseball as a junior and senior... Helped East Central to the Mississippi High School Activities Association Final Four as a senior... Guided ECHS to a school-record 24 wins as a senior... Also lettered twice in football... Helped East Central to a 13-1 record, a South State title and an appearance in the 4A MHSAA Championship Game as a senior... Amassed 66 receptions for 1,359 yards and 15 touchdowns as a tight end/wide receiver in two seasons.

Personal

Born Robert Bradford Cumbest on July 13, 2000... Son of Christa and Kenny Cumbest... Has one younger brother, Bryce.



JACK EAGAN

16

LHP | 6-1 | 235 | Sr./Jr. | L/L
Wautoma, Wis. | Wautoma (Madison C.C.)
Major: Communication

Career Notes & Records

Junior College: Owns the career record for strikeouts (179) at Madison College.

2018 (Sophomore Season – Madison (Wisc.) C.C.)

Awards: Tabbed first-team All-Region 4.

Season: Appeared in and started 11 games on the mound... Owned a 5-1 record... Broke his own school record for strikeouts in a season (96)... Led the team in strikeouts and starts (11)... Posted five quality starts... Allowed three or fewer runs in eight of 11 starts... Struck out seven or more batters in eight outings, including six with double-digit strikeouts... Collected victories at Kishwaukee College (3/22), at Triton College (4/7), versus Carl Sandburg College (5/6), against Highland (Ill.) C.C. (5/12) and at McHenry County College (5/19)... Tossed a season-best seven innings against Highland (Ill.) C.C. (5/12) with a season-high-tying 13 strikeouts... Also fanned 13 batters at Triton College (4/7)... Reached double-digit strikeouts at Kishwaukee College (11; 3/22), at Kankakee C.C. (11; 4/19), at Rock Valley College (10; 4/24) and at McHenry County College (12; 5/1).

2017 (Redshirt-Freshman Season – Madison (Wisc.) C.C.)

Awards: Tabbed first-team All-Region IV... Named first-team All-North Central Community College Conference.

Season: Appeared in 11 games on the mound with nine starts... Owned a 7-1 record with one save... Struck out a then-school-record 83 hitters to lead the team... Led the team in ERA (2.05), innings pitched (61 1/3) and strikeouts... Posted five quality starts... Allowed three or fewer runs in eight of nine starts... Struck out seven or more batters in seven outings, including two with double-digit strikeouts... Collected victories at Paradise Valley C.C. (3/9), at Central

Arizona College (3/14), versus Kishwaukee College (3/23), at Joliet C.C. (4/7), versus Rock Valley College (4/18), against Moraine Valley C.C. (4/25) and versus Carl Sandburg College (5/13)... Converted a save against Kishwaukee College (4/13)... Threw a season-high 7 2/3 innings against Carl Sandburg College (5/13) with a season-high 12 strikeouts... Fanned 11 batters in against Moraine Valley C.C. (4/25).

2016 (Freshman Season – Indiana University)

Season: Redshirt season.

High School

Lettered all four years for head coaches Joe Anklaam and Tom Butt at Wautoma High School... Earned Preseason All-America honors as a senior and Preseason Underclass All-American honors as a junior from Perfect Game... Named Wisconsin Gatorade Player of the Year as a senior... Two-time all-state selection, garnering the honor as a sophomore and senior... Tabbed first-team All-South Central Conference each season... Three-time South Central Conference Player of the Year... Also lettered four times in basketball and three times in football... Three-time all-conference pick in football... Four-time all-conference selection in basketball.

Personal

Born Jack Michael Eagan on December 18, 1997 in Neenah, Wisconsin... Son of Tanya and John Eagan... Has one older brother, Johnny, and one younger sister, Harleigh... Father, John, lettered in baseball at UW-Stevens Point... Brother, Johnny, was a three-time All-American in football and baseball at UW-Oshkosh, before transferring to Northern Illinois to play football... Cousin, Clark Eagan, lettered in baseball at Arkansas and was drafted in the ninth round of the 2016 Major League Baseball First Year Player Draft... Majoring in communications.



JP ELKINS

38

RHP | 6-1 | 190 | Jr./So. | R/R
 Ridgeland, Miss. | Ridgeland (Hinds C.C.)
 Major: Kinesiology

2018 (Sophomore Season – Hinds C.C.)

Season: *Hitting:* Appeared in 19 games with 11 starts at the plate...Started all 11 games at shortstop...Hit .278 with seven runs scored, five RBIs and six walks...Had one multi-hit and one multi-RBI game...Posted a season-best two hits against Southwest Mississippi C.C. (5/2)...Plated a season-high two RBIs at Jones County J.C. (5/11). *Pitching:* Made six appearances with two starts on the mound...Posted a 0-1 record...Threw a season-best 4 2/3 innings with a season-high three strikeouts against Itawamba C.C. (5/6).

2017 (Freshman Season – Hinds C.C.)

Season: Missed the baseball season due to injury...Was also a member of the football program...Appeared in eight games with two starts at quarterback...Completed 22-of-53 passes for 364 yards and four touchdowns...Rushed for 91 yards and one score...Ranked No. 3 on the team in rushing.

High School

Lettered four times for head coach Clint Wilkerson at Ridgeland High School...Garnered first-team all-state as a senior...Named to the Mississippi High School Activities Association All-Star team as a senior...Owned the school's school record for lowest ERA and highest strikeout-to-walk ratio upon graduation...Also lettered four times in football.

Personal

Born John Parker Elkins on December 19, 1996 in Jackson, Mississippi...Son of Alice and Doug Elkins...Has one older sister, Claire...Father, Doug, attended Mississippi State...Majoring in kinesiology.



JT GINN



3

RHP/IF | 6-2 | 192 | Fr./Fr. | R/R
 Brandon, Miss. | Brandon
 Major: Undecided

Career Notes & Records

Draft: Chosen with the 30th overall pick in the first round of the 2018 MLB First Year Player Draft by the Los Angeles Dodgers.

High School

Lettered five times for head coach Stacy Hester at Brandon High School...Two-time team captain and three-time team MVP...Named USA Today All-USA Baseball Player of the Year as a senior...Tabbed Gatorade Mississippi Player of the Year as a senior...Two-time Clarion-Ledger, Prep Baseball Report and USA Today Mississippi Player of the Year, earning the award as a junior and senior from each publication...Named Mississippi Player of the Year as a junior by Mississippi Preps and Perfect Game...Earned Mississippi Male Athlete of the Year (all sports) by the Clarion-Ledger as a senior...Garnered first-team All-America honors from Collegiate Baseball Newspaper and Perfect Game as a senior...Earned All-America honors from Perfect Game and USA Today as a junior...Selected to play in the Under Armour All-American Game following his junior season...

Played for the USA Baseball U18 team that won a gold medal at the World Baseball/Softball Confederation World Cup in Thunder Bay, Ontario following his junior season...Selected All-Southeast Region by Perfect Game as a senior...Tabbed first-team all-state as a junior and senior by the Clarion-Ledger...Garnered second-team all-state accolades as a sophomore from the Clarion-Ledger...Three-time all-district selection, earning the distinction as a sophomore, junior and senior...Helped the East Coast Sox to the WWBA 16U Championship following his sophomore season...Earned all-tournament honors at the WWBA as both a position player and pitcher at both the 16U and 17U events...Earned A/B Honor Roll all four years an graduated with honors...Was a member of the community service-based Beta Club at BHS.

Personal

Born John Thomas Ginn on May 20, 1999 in Flowood, Mississippi...Son of Wanda and Mike Ginn...Has one older sister, Sarah...Grandfather, Jerry Graham, attended Mississippi State...Undecided.

**GUNNER HALTER**

Kansas City, Kan.

IF | 6-3 | 180 | Jr./Jr. | R/R
 Blue Valley (Seminole State College)
 Major: Business Administration

2**Career Notes & Records**

Draft: Chosen in the 26th round of the 2018 MLB First Year Player Draft by the Cleveland Indians... Selected in the 22nd round of the 2017 MLB First Year Player Draft by the Toronto Blue Jays.

2018 (Sophomore Season – Seminole State (Okla.) College)

Awards: Tabbed National Junior College Athletic Association honorable mention Division I All-American... Earned Most Valuable Player honors at the NJCAA Region 2 Regional.

Season: Appeared in and started 53 games... Led the team in runs scored (74), doubles (20), home runs (20), walks (45) and stolen bases (29)... Hit .394 with 76 hits and 60 RBIs... Collected 42 extra base hits, with 20 doubles, two triples and 20 home runs... Reached base in 49 of 53 games with hits in 43 of those games... Owned 24 multi-hit and 16 multi-RBI games... Carried a season-best 10-game hitting streak from March 22-April 8... Owned a pair of double-digit reached base streaks; reaching in a season-long 20 games from April 12-May 18, and 12 games from March 17-April 8... Homered at Crowder College (2/11), Carl Albert State College (2/18), in back-to-back games at Vernon College (2/21) and Cowley C.C. (2/23), versus Cowley C.C. (2/25), against Hutchinson C.C. (3/8), versus Murray State College (3/21), against Northeastern Oklahoma A&M (4/6), in both games of a doubleheader versus Arkansas Baptist College (4/20), twice at Eastern Oklahoma State C.C. (4/29), in both games of a doubleheader versus Rose State College (5/4) and against Northeastern Oklahoma A&M (5/11), twice versus Connors State College (5/13), and twice against Delgado C.C. (5/20) in the district playoffs... Collected a season-best four hits on two occasions; at Eastern Oklahoma State C.C. (3/15) and versus Arkansas Baptist (5/10)... Drove in a season-high five RBIs at Northeastern Oklahoma A&M (3/30).

2017 (Freshman Season – Seminole State (Okla.) College)

Awards: Named first-team All-Region 2.


Season: Transferred to Seminole State College after spending the fall at Kansas State University... Appeared in and started 56 games... Led the team in batting average (.440), hits (103) and runs scored (78)... Drove in 55 RBIs and walked 31 times... Collected 35 extra base hits, with 13 doubles, three triples and 19 home runs... Reached base in 51 of 56 games, including 46 games with a hit... Owned 31 multi-hit and 17 multi-RBI contests... Carried a pair of double-digit hitting streaks; a season-long 13-game streak from March 4-April 3 and an 11-game streak to end the season (May 4-22)... Reached base in a season-long 28 games to start the season (Feb. 9-April 3) and carried a 16-game streak from April 23-May 22... Homered against Crowder College (2/13), versus Weatherford College (2/15), twice against Connors State College (3/1), twice at Eastern Oklahoma State C.C. (3/15), versus Eastern Oklahoma State C.C. (3/17), at Rose State College (3/22), against Oklahoma Christian University (3/26), three times at Northeastern Oklahoma A&M (3/30), at Connors State College (4/5), at Arkansas Baptist College (4/23), twice versus Rose State College (4/27), in both games of a doubleheader at Northeastern Oklahoma A&M (5/5), versus Northeastern Oklahoma A&M (5/11) and Eastern Oklahoma State (5/13) in the district playoffs... Posted a season-high five hits at Redlands C.C. (3/1)... Drove in a season-best five RBIs vs. Delgado C.C. (5/20).

High School

Lettered two times for head coach Tony Scardino at Blue Valley High School... Two-time all-state selection, earning first-team honors as a senior and second-team accolades as a junior... Tabbed first-team All-Eastern Kansas League as a junior and senior.

Personal

Born Gunner David Halter on March 18, 1998 in Kansas City, Kansas... Son of Jen and Shane Halter... Has one brother, Huck... Father, Shane, was drafted out of the University of Texas at Austin and played eight seasons for four Major League Baseball organizations... Uncle, Frankie, lettered in baseball at the University of Texas at Austin... Majoring in business administration.

**LUKE HANCOCK**

C | 5-11 | 170 | Fr./Fr. | L/R
 Houston, Miss. | Houston
 Major: Business Administration

20**High School**

Lettered five times for head coach Scott Gann at Houston High School... Helped the Hilltoppers to the Mississippi High School Activities Association Class 4A state championship as a sophomore... Three-time team MVP, earning the honor as a sophomore, junior and senior... Tabbed team captain as a junior... Three-time first-team all-state selection, earning the accolades as a sophomore, junior and senior... Five-time first-team all-district performer, garnering the honors as an eighth grader, freshman, sophomore, junior and senior... Tabbed the Northeast Mississippi Coaches Association for Better Baseball 3A Player of the Year as a senior... Also lettered twice in football.

Personal

Named Luke Anthony Hancock on June 27, 1999 in Tupelo, Mississippi... Son of Nikki Hall and Mark Hancock... Has one younger brother, Eli, and one younger sister, Lara... Uncle, Dewitt Moore, attended Mississippi State... Majoring in business administration.



HAYDEN JONES

12

C | 6-0 | 185 | Fr./Fr. | L/R
Huntertown, Ind. | Carroll
Major: Undecided

High School

Lettered four times for head coach Dave Ginder at Carroll High School... Helped the Chargers to the sectional championship as a senior... Selected team MVP as a junior and senior... Three-time first-team all-state selection by the Indiana High School Baseball Coaches Association, earning the distinction as a sophomore, junior and senior... Two-time USA Today All-Indiana pick, earning the honor as a junior and senior... Named All-Area Player of the Year as a senior... Selected to play in the North/South IHSBCA All-Star game and earned MVP honors of the contest... Also lettered in basketball once.

Personal

Born Hayden Perry Jones on April 27, 2000 in Kalamazoo, Michigan... Son of Jennifer and Ken Jones... Father, Ken, was a two-time Academic All-American and All-Mid-American Conference pick in baseball at Western Michigan... Father was drafted by San Diego Padres in the 33rd round of the 1995 MLB Draft... Father coached at Ball State and Western Michigan... Uncle, Brad Jones, lettered in baseball at Ball State University... Cousin, Chris Menzie, lettered in baseball at Huntington University... Cousin, Tyler Jones, is a member of the University of Dayton baseball program... Undecided.



LANDON JORDAN

32

IF | 6-0 | 180 | Fr./Fr. | L/R
Poplarville, Miss. | Hancock
Major: Kinesiology

High School

Lettered four times for head coach Anthony Dewitt at Hancock High School... Earned honorable mention All-America honors from Perfect Game as a senior... Selected honorable mention Underclass All-American by Perfect Game as a sophomore and junior... Tabbed all-region by the American Baseball Coaches Association as a senior... Garnered first-team all-state as a senior... Also lettered twice in football.

Personal

Born Landon Douglas Jordan on August 9, 1999 in Hattiesburg, Mississippi... Son of Paula and Stanley Jordan... Has one older brother, Carson, and one younger sister, Paige... Majoring in kinesiology.



CHRISTIAN MacLEOD

28

LHP | 6-3 | 215 | Fr./Fr. | L/L
Huntsville, Ala. | Huntsville
Major: Finance

High School

Lettered five times for head coach David Sharp at Huntsville High School... Helped the Panthers to the 7A Area championship as a sophomore and senior... Selected as team Most Valuable Pitcher as a junior and senior... Two-time second-team All-America selection by Collegiate Baseball Newspaper, earning the honor as a junior and senior... Selected first-team all-state as a junior and senior... Earned first-team all-city as a junior and senior... Garnered All-City Pitcher of the Year as a senior.

Personal

Born Christian Ferguson MacLeod on April 12, 2000 in Huntsville, Alabama... Son of Kimberly and Kevin MacLeod... Has two older brothers, Colton and Spencer... Father, Kevin, played baseball at Toledo and was a 10th-round pick of the Oakland Athletics in the 1987 Major League Baseball Draft... Majoring in finance.



BRANDON SMITH

6

RHP/IF | 6-3 | 180 | Fr./Fr. | R/R
Richland, Miss. | Richland
Major: Business Administration

High School

Lettered five times for head coach Matthew Quick at Richland High School... Helped the Rangers to the Region 6-4A title as an eighth grader and senior... Tabbed first-team all-state by the Clarion-Ledger as a senior... Earned Clarion-Ledger Dandy Dozen as a senior... Also lettered twice in football... Named first-team All-District 6-4A as a punter... Finished high school with a 4.00 GPA.

Personal

Born Brandon Ryan Smith on Oct. 20, 1999 in Flowood, Mississippi... Son of Lynn and Guy Smith... Has one older brother, Dustin... Older brother, Dustin, attended Mississippi State... Father, Guy, played baseball at Belhaven University... Mother, Lynn, lettered in basketball at Belhaven University... Brother, Dustin, played baseball at Meridian Community College... Majoring in business administration.



TYLER SPRING

39

RHP | 6-4 | 202 | Sr./Jr. | R/R
Wiggins, Miss. | Stone (Jones County J.C.)
Major: Business Administration

2018 (Redshirt-Sophomore Season – Jones County C.C.)

Awards: Played for the National Junior College Athletic Association National Team and represented the United States of America at the National Baseball Congress...Named first-team All-Mississippi Association of Community and Junior Colleges.

Season: Started all 12 games on the mound, tying for team high...Tied for No. 2 on the team in wins (8) and strikeouts (79)...Allowed three earned runs or fewer in 11 of 12 starts...Struck out seven or more batters in seven of 12 appearances...Posted victories over Coastal Alabama East C.C. (2/15), versus Illinois Central College (3/2), against East Central Mississippi C.C. (3/27), Southwest Mississippi C.C. (4/4), at Copiah-Lincoln C.C. (4/10), at Mississippi Gulf Coast C.C. (4/18), versus Pearl River C.C. (4/24) and at Holmes C.C. (5/2)...Threw a season-best seven innings at LSU Eunice (3/9), allowing one hit, walking five and striking out seven...Fanned a season-high nine batters on three occasions; versus Illinois Central College (3/2), against Pearl River C.C. (4/24) and at Holmes C.C. (5/2).

2017 (Sophomore Season – Jones County C.C.)

Season: Missed the season due to injury.

2016 (Freshman Season – Jones County C.C.)

Season: Appeared in a team-best 21 games on the mound with one start...Helped the Bobcats to the NJCAA Division II National Championships...Posted two wins and a team-high five saves...Thirteen of 20 relief appearances lasted longer than one inning...Held opponents to one or fewer earned runs in 19 of 20 relief appearances, including 13 games with zero earned runs...Posted victories against East Mississippi C.C. (3/19) and versus LSU Eunice (5/21)...Tallied saves against Kaskaskia College (2/28), versus Northwest Mississippi C.C. (3/25), at Copiah-Lincoln C.C. (3/30), versus Mississippi Gulf Coast C.C. (4/5) and at Holmes C.C. (4/19)...Threw a season-best 7 2/3 innings of relief in a win versus LSU Eunice (5/21), allowing one unearned run...Struck out a season-best seven batters in his lone start versus Arkansas Baptist (3/6).

High School

Lettered three times for head coach Kevin Conrad at Stone County High School...Two-time team captain...Named team MVP as a senior...Tabbed second-team all-state as a senior...Selected to play in the South Mississippi All-Star Classic as a junior and senior...Also lettered once in basketball and football, and twice in soccer...Tabbed second-team all-state in soccer as a senior.

Personal

Born Brandon Tyler Spring on December 28, 1996 in Hattiesburg, Mississippi...Son of Angel and Jimmy Spring...Has one older brother, Jake...Majoring in business administration.



COLBY WHITE

41

RHP | 6-0 | 190 | Jr./Jr. | R/R
Foxworth, Miss. | West Marion (Pearl River C.C.)
Major: Business Administration

2018 (Sophomore Season - Pearl River C.C.)

Awards: Named first-team All-Mississippi Association of Community and Junior Colleges...Selected Pearl River C.C. Most Valuable Pitcher.

Season: Appeared in 20 games with a team-high eight saves...Owned a 5-2 record...Helped the Wildcats win the MACJC title...Fourteen of 20 appearances were scoreless...Collected victories over Coastal Alabama - East C.C. (2/27), versus Itawamba C.C. (3/30), against Meridian C.C. (4/8), at Hinds C.C. (4/18) and at Holmes C.C. (4/28)...Posted saves in both games of a doubleheader at Northwest Mississippi C.C. (3/17), at Northeast Mississippi (3/24) in each game of the doubleheader, in both games of a doubleheader at East Central C.C. (4/4), versus Southwest Mississippi C.C. (4/10) and versus East Mississippi C.C. (4/21)...Tossed a season-high four innings twice during the year; versus Pensacola State College (2/21) and against Coastal Alabama - East C.C. (2/27)...Owned a season-high seven strikeouts against Coastal Alabama - East C.C. (2/27).

2017 (Freshman Season - Pearl River C.C.)

Awards: Named second-team All-Mississippi Association of Community and Junior Colleges.

Season: Made a team-high-tying 15 appearances...Led the team with four saves and tied for No. 2 on the squad with four wins...Owned a 4-1 record...Nine of 15 outings were scoreless...Posted victories over Northwest Mississippi C.C. (3/18), Northeast Mississippi C.C. (3/24), at Mississippi Delta C.C. (4/14) and at Itawamba C.C. (5/12)...Posted saves at Pensacola State College (3/3), versus Delgado C.C. (3/8), against Spoon River College (3/14) and at Mississippi Gulf Coast C.C. (3/28)...Threw a career-high seven innings at Mississippi Delta C.C. (4/14)...Fanned a career-high eight batters in 5 1/3 innings of relief work against Holmes C.C. (4/29).

High School

Lettered three times for head coach Derrick Jenkins at West Marion High School...Two-time team captain...Named team MVP as a senior...Two-time all-state selection, earning first-team honors as a senior and second-team honors as a junior...Named first-team all-district as a junior and senior.

Personal

Born Colby Ashton White on July 4, 1998 in Hattiesburg, Mississippi...Son of Melissa and Eddie White...Has one younger brother, Easton, and one younger sister, Karlin...Majoring in business administration.



BASIEL WILLIAMS

35

OF | 6-3 | 180 | Fr./Fr. | S/R
Hammond, La. | Ponchatoula
Major: Kinesiology

High School

Lettered twice for head coach Johnny Brechtel at Ponchatoula High School... Named team captain as a junior and senior... Earned second-team All-America honors from Perfect Game as a senior... Tabbed first-team Underclass All-American by Perfect Game as a junior... Named to the Perfect Game Underclass World Championships All-Tournament Team during the fall of his junior season... Earned all-state and all-district honors as a senior... Also lettered twice in football.

Personal

Born Basiel Williams, Jr. on January 5, 2000 in Hammond, Louisiana... Son of Lula and Basiel Williams, Sr... Has two older sisters, Kiara and Briuna, and one younger sister, Alliyah... Father, Basiel, lettered four times in football at Louisiana-Lafayette... Uncle, George Coins, lettered in football and track at Southern University... Uncle, Joe Williams played football at North Texas State... Uncle, Greg Williams lettered in football at Texas Southern... Cousin, Cletis Gordon, lettered in football at Jackson State and played six seasons in the NFL for four different organizations... Cousin, Carlos Wheeler, lettered in basketball at Campbellsville University... Majoring in kinesiology.



RESULTS

2018 STATISTICS

Date	Opponent	Score	R-H-E	R-H-E	Inn.	Overall	SEC	Pitcher of Record	Att.	Time
Feb. 16, 2018	[23] at Southern Miss [21]	L, 0-11	0-6-2	11-11-1	9	0-1-0	0-0-0	Pilkington, K. (L 0-1)	4,948	3:17
Feb. 17, 2018	[23] at Southern Miss [21]	L, 4-7	4-12-1	7-11-1	9	0-2-0	0-0-0	Small, E. (L 0-1)	4,988	2:54
Feb. 18, 2018	[23] at Southern Miss [21]	L, 2-5	2-3-2	5-7-0	9	0-3-0	0-0-0	Neff, Z. (L 0-1)	4,970	3:20
Feb. 21, 2018	at Jackson State	W, 12-1	12-10-1	1-4-1	9	1-3-0	0-0-0	France, JP (W 1-0)	347	3:20
Kleberg Bank College Classic (Whataburger Field Corpus Christi, Texas)										
Feb. 23, 2018	vs. UC Santa Barbara	W, 7-4	7-10-2	4-10-0	9	2-3-0	0-0-0	Pilkington, K. (W 1-1)	1,761	3:15
Feb. 24, 2018	vs. Nicholls State	W, 14-4	14-19-1	4-10-3	9	3-3-0	0-0-0	Small, E. (L 0-1)	1,134	3:10
Feb. 25, 2018	at Texas A&M-Corpus Christi	L, 3-6	3-7-0	6-11-0	9	3-4-0	0-0-0	Neff, Z. (L 0-2)	1,898	2:54
Feb. 28, 2018	at McNeese State	L, 3-6	3-10-1	6-8-0	9	3-5-0	0-0-0	James, K. (L 0-1)	1,843	3:02
Shriners College Classic (Minute Maid Park Houston, Texas)										
March 2, 2018	vs. Louisiana-Lafayette	W, 3-1	3-9-1	1-3-1	9	4-5-0	0-0-0	Gordon, C. (W 1-0)	4,972	2:44
March 3, 2018	vs. Houston	W, 3-2	3-10-2	2-7-0	(12)	5-5-0	0-0-0	Smith, B. (W 1-0)	6,796	4:28
March 4, 2018	vs. Sam Houston State	W, 4-1	4-11-0	1-7-2	9	6-5-0	0-0-0	Billingsley, J. (W 1-0)	5,414	3:15
March 6, 2018	NEW MEXICO STATE	W, 9-1	9-12-1	1-5-0	9	7-5-0	0-0-0	Cole Marsh (W 1-0)	7,179	3:25
March 7, 2018	NEW MEXICO STATE	W, 6-0	6-10-1	0-3-1	9	8-5-0	0-0-0	Neff, Z. (W 1-2)	5,117	2:55
March 9, 2018	UTAH VALLEY (DH-1)	L, 1-2	1-10-0	2-5-1	(11)	8-6-0	0-0-0	Gordon, C. (L 1-1)	5,468	3:29
March 9, 2018	UTAH VALLEY (DH-2)	W, 4-2	4-5-0	2-5-0	9	9-6-0	0-0-0	James, K. (W 1-1)	5,468	2:44
March 11, 2018	UTAH VALLEY	W, 5-3	5-9-0	3-9-2	9	10-6-0	0-0-0	Billingsley, J. (W 2-0)	4,727	2:53
Played at MGM Park (Biloxi, Miss.)										
March 14, 2018	vs. Southeastern Louisiana	L, 5-11	5-7-0	11-11-1	9	10-7-0	0-0-0	James, K. (L 1-2)	3,318	3:07
March 16, 2018	VANDERBILT * [14]	L, 0-5	0-5-3	5-10-0	9	10-8-0	0-1-0	Pilkington, K. (L 1-2)	4,860	3:01
March 17, 2018	VANDERBILT * [14]	L, 1-10	1-8-2	10-16-3	9	10-9-0	0-2-0	Small, E. (L 1-2)	6,218	3:53
March 18, 2018	VANDERBILT * [14]	L, 3-4	3-6-3	4-6-0	9	10-10-0	0-3-0	Billingsley, J. (L 2-1)	4,569	3:24
March 20, 2018	ALCORN STATE	W, 17-1	17-18-1	1-5-0	9	11-10-0	0-3-0	Neff, Z. (W 2-2)	4,295	2:55
March 21, 2018	TEXAS SOUTHERN	W, 11-6	11-14-0	6-8-2	9	12-10-0	0-3-0	Gordon, C. (W 2-1)	4,713	3:03
March 23, 2018	at Missouri *	L, 1-4	1-6-2	4-11-0	9	12-11-0	0-4-0	Pilkington, K. (L 1-3)	406	2:51
March 24, 2018	at Missouri *	W, 3-1	3-11-1	1-10-3	(15)	13-11-0	1-4-0	Smith, B. (W 2-0)	406	5:20
March 25, 2018	at Missouri *	L, 4-5	4-16-3	5-9-0	(11)	13-12-0	1-5-0	France, JP (L 1-1)	496	4:14
March 27, 2018	at Nicholls State	L, 4-7	4-6-2	7-9-0	9	13-13-0	1-5-0	McQuary, D. (L 0-1)	674	3:24
March 29, 2018	at LSU * [21]	L, 1-10	1-3-0	10-14-1	9	13-14-0	1-6-0	Pilkington, K. (L 1-4)	10,532	2:57
March 30, 2018	at LSU * [21]	W, 4-1	4-10-0	1-4-1	9	14-14-0	2-6-0	Small, E. (W 2-2)	11,132	2:43
March 31, 2018	at LSU * [21]	L, 0-4	0-4-0	4-7-1	9	14-15-0	2-7-0	Billingsley, J. (L 2-2)	11,133	2:44
April 4, 2018	SOUTHERN	W, 5-0	5-5-0	0-5-0	9	15-15-0	2-7-0	Self, R. (W 1-0)	4,886	2:40
April 7, 2018	OLE MISS (DH-1) * [3]	W, 13-3	13-14-1	3-5-3	9	16-15-0	3-7-0	Pilkington, K. (W 2-4)	6,168	2:51
April 7, 2018	OLE MISS (DH-2) * [3]	L, 1-6	1-7-1	6-14-3	9	16-16-0	3-8-0	Small, E. (L 2-3)	6,168	3:18
April 8, 2018	OLE MISS * [3]	W, 7-5	7-11-0	5-16-1	(11)	17-16-0	4-8-0	Smith, B. (W 3-0)	6,059	4:17
April 11, 2018	at Alabama State	W, 15-4	15-23-2	4-14-3	9	18-16-0	4-8-0	McQuary, D. (W 1-1)	1,502	3:11
April 13, 2018	at Auburn * [23]	L, 1-2	1-5-1	2-4-0	9	18-17-0	4-9-0	Pilkington, K. (L 2-5)	3,831	2:21
April 14, 2018	at Auburn * [23]	W, 7-2	7-11-0	2-5-1	9	19-17-0	5-9-0	Small, E. (W 3-3)	4,045	2:50
April 15, 2018	at Auburn * [23]	L, 5-7	5-10-0	7-8-0	9	19-18-0	5-10-0	Gordon, C. (L 2-2)	2,904	3:04
April 18, 2018	at Memphis	L, 1-6	1-5-1	6-10-1	9	19-19-0	5-10-0	McQuary, D. (L 1-2)	3,027	2:37
April 20, 2018	ARKANSAS * [4]	W, 6-5	6-7-2	5-9-1	9	20-19-0	6-10-0	France, JP (W 2-1)	7,303	3:13
April 21, 2018	ARKANSAS (DH-1) * [4]	W, 5-3	5-10-0	3-13-1	9	21-19-0	7-10-0	Small, E. (W 4-3)	10,147	3:34
April 21, 2018	ARKANSAS (DH-2) * [4]	W, 7-5	7-11-1	5-10-1	9	22-19-0	8-10-0	Billingsley, J. (W 3-2)	10,147	2:50
Governor's Cup (Trustmark Park Pearl, Miss.)										
April 24, 2018	vs. Ole Miss [5]	W, 7-6	7-9-1	6-10-1	9	23-19-0	8-10-0	Gordon, C. (W 3-2)	8,515	3:25
April 27, 2018	TEXAS A&M *	L, 3-6	3-7-0	6-9-0	9	23-20-0	8-11-0	France, JP (L 2-2)	5,784	3:08
April 28, 2018	TEXAS A&M *	W, 11-6	11-15-2	6-11-2	9	24-20-0	9-11-0	Small, E. (W 5-3)	7,017	3:27
April 29, 2018	TEXAS A&M *	L, 4-7	4-13-4	7-14-1	9	24-21-0	9-12-0	Billingsley, J. (L 3-3)	5,555	3:32
May 4, 2018	at Alabama *	W, 14-12	14-13-2	12-16-2	(10)	25-21-0	10-12-0	Neff, Z. (W 3-2)	3,411	4:08
May 5, 2018	at Alabama *	L, 3-4	3-10-0	4-7-3	(10)	25-22-0	10-13-0	Gordon, C. (L 3-3)	4,631	3:49
May 6, 2018	at Alabama *	W, 6-4	6-7-1	4-10-1	9	26-22-0	11-13-0	France, JP (W 3-2)	4,637	3:20
May 9, 2018	at Troy	W, 9-8	9-13-0	8-12-1	(10)	27-22-0	11-13-0	Self, R. (W 2-0)	2,562	3:25
May 11, 2018	at Kentucky * [21]	L, 6-9	6-11-0	9-12-0	9	27-23-0	11-14-0	Pilkington, K. (L 2-6)	4,303	3:24
May 12, 2018	at Kentucky * [21]	L, 1-4	1-3-1	4-9-1	9	27-24-0	11-15-0	France, JP (L 3-3)	4,416	3:02
May 13, 2018	at Kentucky * [21]	W, 18-8	18-20-0	8-12-5	9	28-24-0	12-15-0	Billingsley, J. (W 4-3)	4,096	3:22
May 17, 2018	FLORIDA * [1]	W, 6-3	6-7-0	3-5-1	9	29-24-0	13-15-0	Self, R. (W 3-0)	5,100	2:25
May 18, 2018	FLORIDA * [1]	W, 12-4	12-12-3	4-9-1	9	30-24-0	14-15-0	France, JP (W 4-3)	5,901	3:03
May 19, 2018	FLORIDA * [1]	W, 13-6	13-14-2	6-10-1	9	31-24-0	15-15-0	Smith, B. (W 4-0)	6,291	3:43
SEC Tournament (Hoover Met Hoover, Ala.)										
May 22, 2018	[25] vs. LSU	L, 5-8	5-14-1	8-12-0	9	31-25-0	15-15-0	France, JP (L 4-4)	8,072	3:41
NCAA Tallahassee Regional (Dick Hower Stadium Tallahassee, Fla.)										
June 1, 2018	vs. Oklahoma	L, 10-20	10-12-3	20-22-2	9	31-26-0	15-15-0	France, JP (L 4-5)	3,238	4:42
June 2, 2018	at Florida State [5]	W, 3-2	3-4-1	2-5-1	9	32-26-0	15-15-0	Self, R. (W 4-0)	3,319	2:46
June 3, 2018	vs. Samford	W, 9-8	9-15-2	8-8-1	9	33-26-0	15-15-0	Billingsley, J. (W 5-3)	3,196	3:16
June 3, 2018	vs. Oklahoma	W, 13-5	13-14-0	5-12-2	9	34-26-0	15-15-0	Gordon, C. (W 4-3)	3,109	4:09
June 4, 2018	vs. Oklahoma	W, 8-1	8-11-0	1-4-0	9	35-26-0	15-15-0	France, JP (W 5-5)	3,103	2:59
NCAA Nashville Super Regional (Hawkins Field Nashville, Tenn.)										
June 8, 2018	at Vanderbilt	W, 10-8	10-11-4	8-10-3	9	36-26-0	15-15-0	Self, R. (W 5-0)	3,626	3:57
June 9, 2018	at Vanderbilt	L, 3-4	3-9-0	4-13-0	9	36-27-0	15-15-0	Neff, Z. (L 3-3)	3,626	3:37
June 10, 2018	at Vanderbilt	W, 10-6	10-12-1	6-11-0	(11)	37-27-0	15-15-0	McQuary, D. (W 2-2)	3,626	5:16
College World Series (TD Ameritrade Park Omaha, Neb.)										
June 16, 2018	vs. Washington	W, 1-0	1-10-0	0-6-0	9	38-27-0	15-15-0	Neff, Z. (W 4-3)	24,758	2:44
June 19, 2018	vs. North Carolina [6]	W, 12-2	12-9-1	2-7-3	9	39-27-0	15-15-0	Pilkington, K. (W 3-6)	13,387	3:17
June 22, 2018	vs. Oregon State [2]	L, 2-12	2-5-0	12-15-1	9	39-28-0	15-15-0	Billingsley, J. (L 5-4)	21,002	3:54
June 23, 2018	vs. Oregon State [2]	L, 2-5	2-4-0	5-8-1	9	39-29-0	15-15-0	Small, E. (L 5-4)	21,821	3:02

HOME GAMES IN CAPS | (#) = Extra inning game | * = Southeastern Conference Series | Rankings According to Baseball America | Rankings Listed [MSU] Opponent Name [Opp.]



OVERALL STATISTICS

	Avg	GP-GS	AB	R	H	2B	3B	HR	RBI	TB	SLG%	BB	HBP	SO	GDP	OB%	SF	SH	SB-ATT	PO	A	E	FLD%
Mangum, J.	.351	68-68	288	63	101	22	3	3	33	138	.479	30	13	29	2	.434	1	0	14-17	169	5	3	.983
Stovall, H.	.321	68-68	280	46	90	16	4	2	42	120	.429	26	0	37	7	.369	8	2	10-12	147	188	11	.968
Jordan, R.	.321	57-51	193	39	62	15	1	7	37	100	.518	21	4	40	4	.390	5	3	2-2	87	2	4	.957
MacNamee, E.	.309	53-46	188	40	58	11	0	8	42	93	.495	13	9	49	4	.377	2	2	1-2	95	1	1	.990
Allen, T.	.287	68-68	275	42	79	18	5	5	45	122	.444	27	2	62	6	.353	2	2	0-2	329	23	6	.983
Hatcher, J.	.259	48-44	174	25	45	4	0	3	16	58	.333	20	4	47	5	.345	2	4	4-5	209	13	0	1.000
Foscue, J.	.241	58-48	187	24	45	12	0	3	20	66	.353	22	4	22	1	.332	1	2	0-0	30	52	5	.943
Alexander, L.	.221	68-68	267	37	59	10	0	6	49	87	.326	30	6	47	2	.309	4	6	1-1	93	179	11	.961

Anderson, J.	.313	21-5	16	11	5	0	0	0	3	5	.313	2	1	2	0	.400	1	0	0-0	4	0	0	1.000
Gilbert, M.	.254	41-31	114	18	29	9	0	2	18	44	.386	15	0	37	3	.341	0	1	0-0	276	29	3	.990
Westburg, J.	.248	42-31	121	18	30	11	0	2	30	47	.388	10	4	35	2	.319	3	1	0-0	11	38	4	.925
Skelton, D.	.238	47-38	122	18	29	7	0	1	13	39	.320	13	6	28	3	.338	1	8	0-1	313	55	3	.992
Poole, T.	.227	29-19	75	13	17	1	0	2	7	24	.320	6	2	34	1	.301	0	2	2-2	35	1	0	1.000
Vansau, H.	.191	35-27	110	13	21	5	1	1	12	31	.282	8	1	30	0	.252	0	0	0-0	23	0	2	.920
Pener, A.	.000	6-0	7	1	0	0	0	0	0	0	.000	4	1	4	0	.417	0	0	0-0	0	0	0	.000
Totals	.277	68-68	2,417	408	670	141	14	45	367	974	.403	247	57	503	40	.354	30	33	34-46	1,844	657	70	.973
Opponents	.267	68-68	2,353	341	628	113	13	45	308	902	.383	266	66	619	49	.354	27	32	43-71	1,836	691	74	.972

LOB - Team (540); Opp (559). DPs turned - Team (63); Opp (50). IBB - Team (10): Mangum, J. 7, Vansau, H. 1, Jordan, R. 1, Stovall, H. 1; Opp (14).

Picked off - Mangum, J. 2, Jordan, R. 1, Allen, T. 1, Westburg, J. 1, MacNamee, E. 1.

	ERA	W-L	App	GS	CG	SHO/CBO	SV	IP	H	R	ER	BB	SO	2B	3B	HR	BF	BAA	WP	HBP	BK	SFA	SHA
Small, E.	3.20	5-4	18	18	0	0/1	0	101.1	93	40	36	33	122	18	0	8	389	.239	8	2	3	2	1
Pilkington, K.	4.47	3-6	18	18	0	0/0	0	102.2	106	58	51	33	107	19	3	8	394	.269	11	11	0	7	5
Billingsley, J.	5.57	5-4	19	18	0	0/0	0	72.2	81	52	45	41	71	18	1	7	288	.281	12	8	1	1	3

Hatcher, J.	0.00	0-0	3	0	0	0/1	0	3.0	2	0	0	2	6	0	0	0	11	.182	1	0	0	0	0
Self, R.	3.51	5-0	18	0	0	0/2	1	25.2	20	13	10	12	20	2	1	3	91	.220	1	1	0	2	2
Neff, Z.	3.52	4-3	27	2	0	0/3	2	46.0	51	21	18	9	41	7	1	3	180	.283	2	5	0	1	3
Smith, B.	3.52	4-0	18	0	0	0/1	3	23.0	20	9	9	11	22	4	0	1	77	.260	2	6	0	5	1
France, JP	3.77	5-5	25	2	0	0/1	2	59.2	57	31	25	26	65	8	0	2	229	.249	9	2	2	2	4
Gordon, C.	4.26	4-3	30	1	0	0/1	4	61.1	51	29	29	32	68	5	2	7	225	.227	13	3	0	0	4
James, K.	4.34	1-2	26	0	0	0/2	0	47.2	58	27	23	19	45	10	2	3	186	.312	8	9	0	2	6
Marsh, C.	4.70	1-0	9	2	0	0/0	0	15.1	15	8	8	4	8	2	0	0	55	.273	2	7	0	0	0
Breaux, K.	5.40	0-0	4	0	0	0/1	0	1.2	0	1	1	6	3	0	0	0	4	.000	1	2	0	0	0
McQuary, D.	5.54	2-2	19	6	0	0/1	2	39.0	50	27	24	26	31	14	3	3	155	.323	5	2	0	4	1
Liebelt, J.	13.15	0-0	12	1	0	0/1	0	13.0	21	21	19	8	7	6	0	0	58	.362	4	7	0	1	2
Barlow, T.	13.50	0-0	4	0	0	0/0	0	2.2	3	4	4	4	3	0	0	0	11	.273	0	1	0	0	0
Totals	4.42	39-29	68	68	0	3/3	14	614.2	628	341	302	266	619	113	13	45	2,353	.267	79	66	6	27	32
Opponents	4.99	28-39	68	68	3	3/3	13	612.0	670	408	339	247	503	141	14	45	2,417	.277	87	57	5	30	33

PB - Team (14): Skelton, D. 10, Gilbert, M. 4; Opp (16). Pickoffs - Team (7): Skelton, D. 2, Self, R. 1, Billingsley, J. 1, Pilkington, K. 1, Gilbert, M. 1, McQuary, D. 1; Opp (6).

SBA/ATT - Skelton, D. (27-36), Gilbert, M. (16-32), Billingsley, J. (14-18), Gordon, C. (8-11), Small, E. (6-9), Pilkington, K. (5-9), France, JP (4-6), Smith, B. (2-4), Self, R. (1-3), James, K. (1-3), McQuary, D. (0-2), Marsh, C. (0-2), Breaux, K. (1-2), Liebelt, J. (1-1), Neff, Z. (0-1).

Statistic Minimums based on qualifying averages for NCAA National Rankings
Hitting: Min. 3.0 plate appearances per game | Players must play in 75% of their team's games
Pitching: Min. 1.0 inning pitched per team game



SOUTHEASTERN CONFERENCE STATISTICS

	Avg	GP- GS	AB	R	H	2B	3B	HR	RBI	TB	SLG%	BB	HBP	SO	GDP	OB%	SF	SH	SB-ATT	PO	A	E	FLD%
Mangum, J.	.346	30-30	127	31	44	13	1	1	15	62	.488	15	4	13	1	.429	1	0	6-7	77	2	1	.988
MacNamee, E.	.345	23-20	84	18	29	8	0	3	20	46	.548	6	4	23	2	.411	1	2	1-1	36	0	0	1.000
Jordan, R.	.321	24-22	78	21	25	7	0	3	12	41	.526	12	3	16	2	.430	0	2	0-0	46	0	4	.920
Stovall, H.	.315	30-30	124	18	39	7	3	2	21	58	.468	9	0	21	2	.353	3	2	5-6	63	85	6	.961
Allen, T.	.306	30-30	124	17	38	8	1	3	20	57	.460	11	1	29	3	.365	1	2	0-1	173	5	1	.994
Alexander, L.	.195	30-30	123	14	24	4	0	4	21	40	.325	11	2	23	0	.270	1	3	0-0	46	79	7	.947
Hatcher, J.	.175	24-21	80	6	14	1	0	0	5	15	.188	9	3	27	2	.280	1	4	1-2	56	4	0	1.000

Foscue, J.	.312	23-20	77	12	24	6	0	2	12	36	.468	9	1	14	0	.391	0	0	0-1	13	18	3	.912
Gilbert, M.	.243	20-18	70	12	17	5	0	0	9	22	.314	7	0	25	3	.312	0	1	0-0	159	14	2	.989
Westburg, J.	.217	18-16	60	7	13	6	0	0	9	19	.317	7	1	21	1	.309	0	1	0-0	7	22	3	.906
Poole, T.	.194	10-9	36	4	7	1	0	0	0	8	.222	1	0	19	0	.216	0	0	1-1	19	1	0	1.000
Vansau, H.	.159	15-10	44	1	7	1	0	0	2	8	.182	1	0	15	0	.178	0	0	0-0	13	0	1	.929
Skelton, D.	.140	17-13	43	3	6	2	0	0	1	8	.186	3	2	16	0	.229	0	1	0-0	106	16	1	.992
Anderson, J.	.000	6-1	3	2	0	0	0	0	0	0	.000	0	0	1	0	.000	0	0	0-0	0	0	0	.000
Totals	.267	30-30	1,073	166	287	69	5	18	147	420	.391	101	21	263	16	.340	8	18	14-19	823	275	35	.969
Opponents	.275	30-30	1,072	155	295	50	4	21	136	416	.388	112	27	270	25	.355	10	12	24-38	821	310	38	.967

LOB - Team (234); Opp (255). DPs turned - Team (29); Opp (18). IBB - Team (3): Mangum, J. 2, Jordan, R. 1; Opp (7).

Picked off - Westburg, J. 1, Jordan, R. 1, MacNamee, E. 1.

	ERA	W-L	App	GS	CG	SHO/CBO	SV	IP	H	R	ER	BB	SO	2B	3B	HR	BF	BAA	WP	HBP	BK	SFA	SHA
Small, E.	2.73	4-2	10	10	0	0/0	0	59.1	51	18	18	21	68	8	0	3	221	.231	4	1	1	2	1
France, JP	3.22	3-3	13	0	0	0/0	0	36.1	38	18	13	14	42	5	0	1	147	.259	6	2	2	1	2
Pilkington, K.	5.49	1-5	10	10	0	0/0	0	60.2	66	41	37	23	52	11	2	6	234	.282	7	10	0	5	2
Billingsley, J.	6.39	2-3	10	9	0	0/0	0	38.0	42	29	27	23	44	13	1	3	150	.280	7	4	0	0	2

Smith, B.	0.87	3-0	6	0	0	0/0	1	10.1	6	1	1	5	9	0	0	1	34	.176	2	2	0	2	1
Neff, Z.	2.21	1-0	12	0	0	0/0	2	20.1	23	6	5	4	15	2	0	2	80	.288	1	2	0	0	1
Self, R.	3.18	1-0	3	0	0	0/0	0	5.2	4	2	2	2	6	1	0	0	20	.200	0	0	0	0	0
Marsh, C.	4.50	0-0	3	0	0	0/0	0	2.0	3	1	1	0	1	0	0	0	7	.429	0	0	0	0	0
Gordon, C.	5.82	0-2	12	0	0	0/0	2	21.2	24	14	14	11	22	3	1	2	84	.286	6	1	0	0	2
James, K.	7.50	0-0	8	0	0	0/0	0	12.0	18	12	10	4	9	2	0	2	51	.353	4	3	0	0	1
Liebelt, J.	7.71	0-0	3	0	0	0/0	0	4.2	10	6	4	0	0	0	0	0	24	.417	0	2	0	0	0
McQuary, D.	16.20	0-0	3	1	0	0/0	0	3.1	10	6	6	3	2	5	0	1	20	.500	0	0	0	0	0
Breaux, K.	99.00	0-0	2	0	0	0/0	0	0.0	0	1	1	2	0	0	0	0	0	.000	0	0	0	0	0
Totals	4.56	15-15	30	30	0	0/0	5	274.1	295	155	139	112	270	50	4	21	1072	.275	37	27	3	10	12
Opponents	4.64	15-15	30	30	1	2/2	7	273.2	287	166	141	101	263	69	5	18	1073	.267	44	21	3	8	18

PB - Team (4): Gilbert, M. 3, Skelton, D. 1; Opp (6). Pickoffs - Team (2): Skelton, D. 1, Pilkington, K. 1; Opp (3).

SBA/ATT - Gilbert, M. (12-21), Skelton, D. (12-16), Billingsley, J. (7-9), Small, E. (5-8), Pilkington, K. (3-7), Gordon, C. (3-4), France, JP (4-4), Smith, B. (2-2), Neff, Z. (0-1), James, K. (0-1), Self, R. (0-1), Marsh, C. (0-1).

Statistic Minimums based on qualifying averages for NCAA National Rankings
Hitting: Min. 3.0 plate appearances per game | Players must play in 75% of their team's games
Pitching: Min. 1.0 inning pitched per team game



MISCELLANEOUS STATS & STREAKS

MULTIPLE-HIT GAMES						HITTING STREAKS		
	2	3	4	5+	Total		Longest	Current
Mangum, J.	19	9	1	1	30	Stovall, H.	16	-
Allen, T.	19	5	-	-	24	Mangum, J.	14	2
Stovall, H.	14	7	3	-	24	MacNamee, E.	12	-
Jordan, R.	14	6	-	-	20	Allen, T.	11	-
MacNamee, E.	9	6	-	-	15	Alexander, L.	9	1
Alexander, L.	10	3	-	-	13	Jordan, R.	7	1
Hatcher, J.	7	3	2	-	12	Gilbert, M.	6	-
Foscue, J.	10	1	-	-	11	Skelton, D.	6	-
Gilbert, M.	5	3	-	-	8	Foscue, J.	5	-
Skelton, D.	6	2	-	-	8	Hatcher, J.	4	2
Westburg, J.	5	1	1	-	7	Westburg, J.	4	-
Vansau, H.	6	-	-	-	6	Poole, T.	3	-
Poole, T.	2	1	-	-	3	Anderson, J.	2	1
Anderson, J.	1	-	-	-	1			
Total	127	47	7	1	182	REACHED BASED		
MULTIPLE-RBI GAMES							Longest	Current
	2	3	4	5+	Total			
Alexander, L.	9	3	1	-	13	MacNamee, E.	31	1
Stovall, H.	9	2	-	-	11	Stovall, H.	26	-
Jordan, R.	7	2	1	-	10	Mangum, J.	17	17
MacNamee, E.	5	3	-	2	10	Foscue, J.	16	2
Allen, T.	4	2	2	-	8	Allen, T.	11	-
Westburg, J.	3	2	1	1	7	Alexander, L.	10	1
Mangum, J.	7	-	-	-	7	Jordan, R.	9	3
Hatcher, J.	4	2	-	-	6	Westburg, J.	8	-
Foscue, J.	5	1	-	-	6	Hatcher, J.	8	6
Gilbert, M.	3	1	1	-	5	Vansau, H.	7	-
Skelton, D.	2	-	1	-	3	Skelton, D.	7	1
Vansau, H.	2	1	-	-	3	Poole, T.	6	1
Poole, T.	-	1	-	-	1	Gilbert, M.	6	-
Total	60	20	7	3	90	Anderson, J.	4	1
						Pener, A.	3	-

MISSISSIPPI STATE WHEN...

Overall	39-29	In One-Run Games	7-6	Vs. SEC	15-15
vs. Top-5 Teams	10-3	In Two-Run Games	10-1	SEC East	5-7
vs. Top-10 Teams	11-3	Series W-L	6-7	SEC West	10-18
vs. Top-25 Teams	14-15	Series Sweeps/Times Swept	2/2	Vs. Non-Conference	24-14
At Home	16-7	When Scoring 0-3 Runs	5-20	Game 1 of Weekend Series	7-8
On the Road	11-17	When Scoring 4-7 Runs	15-8	Game 2 of Weekend Series	9-6
At Neutral Sites	12-5	When Scoring 8-10 Runs	6-1	Game 3 of Weekend Series	8-7
In Day Games	18-15	When Scoring 11+ Runs	13-0	In February	3-5
In Night Games	21-14	When Opp. Scores 4 Runs Or Less	26-8	In March	11-10
In Extra Innings	6-3	When Opp. Scores 5+ Runs	13-21	In April	10-6
Vs. Teams .500 Or Better	31-24	Shutouts/Times Shut Out	3/3	In May	7-4
Vs. Teams Below .500	8-5	When Collecting 0-3 Hits	0-3	In June	8-4
Vs. Left-Handed Starter	15-6	When Collecting 4-6 Hits	3-10	On Monday	1-0
Vs. Right-Handed Starter	24-23	When Collecting 7-9 Hits	7-6	On Tuesday	4-2
When Starter Receives Decision	20-15	When Collecting 10-12 Hits	17-7	On Wednesday	6-3
When Reliever Receives Decision	19-14	When Collecting 13+ Hits	12-3	On Thursday	1-1
When Starter Goes 5+ Innings	24-13	When Out-Hitting Opponent	28-8	On Friday	8-9
When Starter Goes <5 Innings	15-16	When Out-Hit by Opponent	7-20	On Saturday	11-8
When Scoring First	23-8	When Hits Are Equal	4-1	On Sunday	8-6
When Opponent Scores First	16-21	When Hitting A Home Run	24-9		
When leading After 6 Innings	25-5	When Opp. Hits A Home Run	21-13		
When trailing After 6 Innings	7-22	When Errorless	15-12		
When tied After 6 Innings	7-2	When Committing One Error	14-7		
When Leading After 8 Innings	32-3	When Committing 2+ Errors	10-10		
When Trailing After 8 Innings	2-25	When Opponent is Errorless	9-14		
When Tied After 8 Innings	5-1				



MISCELLANEOUS

WALK-OFF WINS (7)				
Date	Opponent	Inning	Score	Game-Winning Play
3/3/18	vs. Houston	12	2-2	Sacrifice fly
4/8/18	Ole Miss	11	5-5	2-run home run
4/24/18	vs. Ole Miss	9	6-5	2-RBI double
5/9/18	at Troy	10	8-8	Runner scored on an error
6/2/18	at Florida State	9	2-0	3-run home run
6/8/18	at Vanderbilt	9	8-8	2-run home run
6/16/18	vs. Washington	9	0-0	RBI single

LAST AT-BAT WINS (14)				
Date	Opponent	Inning	Score	Game-Winning Play
3/2/18	vs. Louisiana-Lafayette	9	1-1	Solo home run
3/3/18	vs. Houston	12	2-2	Sacrifice fly
3/9/18	Utah Valley	8	1-2	2-run home run
3/24/18	at Missouri	15	1-1	2-RBI single
4/8/18	Ole Miss	11	5-5	2-run home run
4/20/18	Arkansas	8	3-5	RBI single
4/24/18	vs. Ole Miss	9	6-5	2-RBI double
5/4/18	at Alabama	10	12-12	2-run home run
5/9/18	at Troy	10	8-8	Run scored on an error
5/17/18	Florida	8	2-3	2-RBI triple
6/2/18	at Florida State	9	2-0	3-run home run
6/8/18	at Vanderbilt	9	8-8	2-run home run
6/10/18	at Vanderbilt	11	6-6	RBI double
6/16/18	vs. Washington	9	0-0	RBI single

COME FROM BEHIND WINS (21)			
Date	Opponent	Deficit	Final
3/2/18	vs. Louisiana-Lafayette	1-0	3-1
3/3/18	vs. Houston	2-1	3-2
3/6/18	New Mexico State	1-0	9-1
3/9/18	Utah Valley-2	2-1	4-2
3/11/18	Utah Valley	1-0	5-3
3/22/18	Texas Southern	1-0	11-6
3/24/18	at Missouri	1-0	3-1
4/7/18	Ole Miss-1	2-1	13-3
4/8/18	Ole Miss	2-1, 3-2, 5-4	7-5
4/20/18	Arkansas	4-0	6-5
4/21/18	Arkansas-2	3-1	7-5
4/24/18	vs. Ole Miss	1-0, 3-2, 4-3, 6-5	7-6
5/4/18	at Alabama	4-0, 11-5	14-12
5/6/18	at Alabama	4-2	6-4
5/9/18	at Troy	8-7	9-8
5/17/18	Florida	3-0	6-3
5/19/18	Florida	1-0	13-6
6/2/18	at Florida State	2-0	3-2
6/4/18	vs. Oklahoma	1-0	8-1
6/10/18	at Vanderbilt	3-2	10-6
6/19/18	vs. North Carolina	1-0	12-2

BIG INNING (35)				
Date	Opponent	Inning	Plate App.	Runs
2/21/18	at Jackson State	4	9	3
2/23/18	vs. UC-Santa Barbara	4	8	4
2/24/18	vs. Nicholls State	1	9	4
2/24/18	vs. Nicholls State	4	14	8
3/4/18	vs. Sam Houston State	1	9	3
3/7/18	New Mexico State	6	9	5
3/11/18	Utah Valley	4	8	4
3/14/18	vs. Southeastern Louisiana	1	11	5
3/20/18	Alcorn State	1	10	5
3/20/18	Alcorn State	3	7	4
3/21/18	Texas Southern	8	4	4
3/27/18	at Nicholls State	8	8	4
4/4/18	Southern	8	11	4
4/7/18	Ole Miss	3	12	8
4/11/18	at Alabama State	1	12	7
4/14/18	at Auburn	3	9	5
4/21/18	Arkansas	6	7	4
4/28/18	Texas A&M	3	10	6
5/4/18	at Alabama	2	8	5
5/4/18	at Alabama	8	10	7
5/13/18	at Kentucky	2	7	4
5/13/18	at Kentucky	6	9	4
5/13/18	at Kentucky	9	7	4
5/17/18	Florida	8	8	4
5/18/18	Florida	5	10	6
5/19/18	Florida	1	7	4
5/19/18	Florida	8	11	6
6/1/18	vs. Oklahoma	4	7	4
6/3/18	vs. Oklahoma	3	12	8
6/3/18	vs. Oklahoma	7	8	4
6/4/18	vs. Oklahoma	9	8	4
6/8/18	at Vanderbilt	3	8	5
6/10/18	at Vanderbilt	11	9	4
6/19/18	vs. North Carolina	2	7	4
6/19/18	vs. North Carolina	8	11	8

Big Inning refers to an inning that includes four or more runs or Mississippi State sending nine or more batters to the plate.



SOUTHEASTERN CONFERENCE RECAP

FINAL STANDINGS

	Eastern Division										
	SEC	Pct.	GB	Division	Overall	Pct.	Home	Away	Neutral	L10	Streak
Florida ^	20-10	.667	--	14-4	49-21	.700	33-8	12-9	4-4	6-4	L1
Georgia	18-12	.600	2.0	11-7	39-21	.650	25-8	12-11	2-2	5-5	L2
South Carolina	17-13	.567	3.0	9-9	37-26	.587	24-10	10-12	3-4	6-4	L1
Vanderbilt	16-14	.533	4.0	9-9	35-27	.565	23-11	9-11	3-5	7-3	L1
Kentucky	13-17	.433	7.0	8-10	34-22	.607	19-9	11-12	4-1	4-6	L4
Missouri	12-18	.400	8.0	6-12	34-22	.607	22-8	10-11	2-3	4-6	L1
Tennessee	12-18	.400	8.0	6-12	29-27	.518	21-15	8-12	0-0	4-6	L1
	Western Division										
	SEC	Pct.	GB	Division	Overall	Pct.	Home	Away	Neutral	L10	Streak
Ole Miss ^#	18-12	.600	--	12-6	48-17	.738	30-6	13-9	5-2	7-3	L2
Arkansas ^	18-12	.600	--	11-7	48-21	.696	34-4	6-13	8-4	7-3	L2
Auburn	15-15	.500	3.0	9-9	43-23	.652	29-6	9-15	5-2	6-4	L1
LSU	15-15	.500	3.0	9-9	39-27	.591	29-8	4-16	6-3	6-4	L1
Mississippi State	15-15	.500	3.0	10-8	39-29	.574	16-7	11-17	12-5	7-3	L2
Texas A&M	13-17	.433	5.0	9-9	40-22	.645	27-8	7-11	6-3	5-5	L2
Alabama	8-22	.267	10.0	3-15	27-29	.482	22-13	5-15	0-1	4-6	L1

* - SEC Regular Season Champion, Eastern Division Champion
^ - SEC Western Division Co-Champion | # - SEC Tournament Champion

INDIVIDUAL RANKINGS (TOP 15)

HITTING				PITCHING			
Category	Player	Stat	Rank	Category	Player	Stat	Rank
Batting Average	Mangum, J.	.351	3rd	ERA	Small, E.	3.20	T-9th
On-Base %	Mangum, J.	.434	9th	Innings Pitched	Pilkington, K.	102.2	5th
Runs Scored	Mangum, J.	63	6th		Small, E.	101.1	T-6th
Hits	Mangum, J.	101	1st	Strikeouts	Small, E.	122	2nd
	Stovall, H.	90	3rd		Pilkington, K.	107	T-6th
	Allen, T.	79	10th	Called Strikeouts	Pilkington, K.	46	1st
Doubles	Mangum, J.	22	1st		Small, E.	28	T-8th
	Allen, T.	18	7th	Appearances	Gordon, C.	30	6th
Triples	Allen, T.	5	T-2nd		Neff, Z.	27	T-9th
	Stovall, H.	4	T-4th	Games Started	Pilkington, K.	18	T-2nd
	Mangum, J.	3	T-9th		Small, E.	18	T-2nd
Total Bases	Mangum, J.	138	9th		Billingsley, J.	18	T-2nd
Hit-by-Pitch	Mangum, J.	13	T-8th	Games Finished	Gordon, C.	15	T-8th
Sacrifice Hits	Skelton, D.	8	T-4th	DEFENSE			
	Alexander, L.	6	T-10th	Category	Player	Stat	Rank
Sacrifice Flies	Stovall, H.	8	1st	Fielding Double Plays	Stovall, H.	53	1st
	Jordan, R.	5	T-9th		Alexander, L.	42	3rd
Stolen Bases	Mangum, J.	14	T-8th	Caught Stealing By	Gilbert, M.	16	3rd
					Skelton, D.	9	T-11th

TEAM RANKINGS

HITTING			PITCHING			DEFENSE		
Category	Total	Rank	Category	Total	Rank	Category	Total	Rank
Batting Average	.277	8th	ERA	4.42	10th	Fielding Percentage	.973	11th
On-Base Percentage	.354	14th	Opponent Batting Average	.267	12th	Most Errors	70	1st
Slugging Percentage	.403	11th	Innings Pitched	614.2	2nd	Most Double Plays	63	1st
Runs Scored	408	5th	Strikeouts	619	T-2nd			
Hits	670	2nd	Wins	39	T-6th			
RBI	367	T-5th	Losses	29	T-1st			
Doubles	141	1st	Saves	14	T-7th			
Triples	14	3rd	Hits Allowed	628	14th			
Home Runs	45	11th	Runs Allowed	341	14th			
Walks	247	12th	Earned Runs Allowed	302	13th			
Strikeouts	503	4th	Walks Allowed	266	13th			
Stolen Bases	34	T-13th	Home Runs Allowed	45	T-4th			
			Shutouts	3	T-11th			
			K/BB Ratio	2.33	9th			
			K/9 Innings	9.06	7th			



FINAL POLLS

BASEBALL AMERICA	COLLEGIATE BASEBALL	D1 BASEBALL	NCBWA	PERFECT GAME	USA TODAY/COACHES
1. Oregon State	1. Oregon State	1. Oregon State	1. Oregon State	1. Oregon State	1. Oregon State
2. Arkansas	2. Arkansas	2. Arkansas	2. Arkansas	2. Arkansas	2. Arkansas
3. Florida	3. Florida	3. Florida	3. Florida	3. Florida	3. Florida
4. North Carolina	4. Mississippi State	4. Mississippi State	4. Mississippi State	4. North Carolina	4. North Carolina
5. Texas Tech	5. North Carolina	5. North Carolina	5. Texas Tech	5. Texas Tech	5. Texas Tech
6. Mississippi State	6. Texas Tech	6. Texas Tech	6. North Carolina	6. Texas	6. Mississippi State
7. Texas	7. Texas	7. Texas	7. Texas	7. Mississippi State	7. Texas
8. Minnesota	8. Washington	8. Washington	8. Washington	8. Minnesota	8. Washington
9. Washington	9. Minnesota	9. Minnesota	9. Duke	9. Ole Miss	9. Auburn
10. Duke	10. Stetson	10. Stetson	10. Auburn	10. Stanford	10. Duke
11. Tennessee Tech	11. Duke	11. Duke	11. Tennessee Tech	11. Washington	11. Minnesota
12. Stetson	12. South Carolina	12. Tennessee Tech	12. South Carolina	12. Clemson	12. Tennessee Tech
13. Auburn	13. Tennessee Tech	13. Auburn	13. Stetson	13. Stetson	13. Stetson
14. Stanford	14. Cal State Fullerton	14. South Carolina	14. Cal State Fullerton	14. Duke	14. Stanford
15. Ole Miss	15. Auburn	15. Ole Miss	15. Minnesota	15. Auburn	15. Ole Miss
16. South Carolina	16. Vanderbilt	16. Cal State Fullerton	16. Vanderbilt	16. Tennessee Tech	16. Vanderbilt
17. Vanderbilt	17. Clemson	17. Stanford	17. Stanford	17. Florida State	17. South Carolina
18. Cal State Fullerton	18. Stanford	18. Vanderbilt	18. Ole Miss	18. Southern Miss	18. Clemson
19. Clemson	19. Ole Miss	19. Georgia	19. Clemson	19. Georgia	19. Cal State Fullerton
20. Florida State	20. Georgia	20. Clemson	20. Georgia	20. NC State	20. Georgia
21. Georgia	21. Southern Miss	21. Florida State	21. NC State	21. East Carolina	21. Florida State
22. NC State	22. NC State	22. NC State	22. Florida State	22. UConn	22. NC State
23. East Carolina	23. Louisville	23. UCLA	23. East Carolina	23. South Carolina	23. East Carolina
24. Coastal Carolina	24. Oklahoma	24. Houston	24. Coastal Carolina	24. Vanderbilt	24. Southern Miss
25. Houston	25. UCLA	25. UConn	25. Southern Miss	25. Cal State Fullerton	25. Louisville
	26. Houston		26. UCLA		
	27. UConn		27. Louisville		
	28. Coastal Carolina		28. Texas A&M		
	29. East Carolina		t29. Florida Atlantic		
	30. St. John's		t29. Indiana		

MISSISSIPPI STATE IN THE NATIONAL POLLS

	BASEBALL AMERICA	COLLEGIATE BASEBALL	D1 BASEBALL	NCBWA	PERFECT GAME	USA TODAY/COACHES
PRESEASON	23	13	12	17	25	15
Week 1 - Feb. 19	NR	NR	21	25	NR	No Poll
Week 2 - Feb. 26	NR	NR	21	27	NR	No Poll
Week 3 - March 5	NR	NR	21	26	NR	RV
Week 4 - March 12	NR	NR	19	21	NR	25
Week 5 - March 19	NR	NR	NR	NR	NR	NR
Week 6 - March 26	NR	NR	NR	NR	NR	NR
Week 7 - April 2	NR	NR	NR	NR	NR	NR
Week 8 - April 9	NR	NR	NR	NR	NR	NR
Week 9 - April 16	NR	NR	NR	NR	NR	NR
Week 10 - April 23	NR	NR	NR	NR	NR	NR
Week 11 - April 30	NR	NR	NR	NR	NR	NR
Week 12 - May 7	NR	NR	NR	NR	NR	NR
Week 13 - May 14	NR	NR	NR	NR	NR	NR
Week 14 - May 21	25	NR	NR	28	NR	NR
Week 15 - May 28	NR	NR	NR	NR	NR	NR
FINAL	6	4	4	4	7	6



CAREER STATISTICS

Jacob Billingsley's Career Pitching Statistics

	ERA	W-L	App	GS	CG	SHO/CBO	SV	IP	H	R	ER	BB	SO	2B	3B	HR	BF	BAA	WP	HBP	BK	SFA	SHA
2015	--Did Not Play (Injury)--																						
2016	1.80	0-0	12	0	0	0/3	1	10.0	10	2	2	3	14	2	0	0	41	.278	3	1	0	0	1
2017	4.78	2-3	16	13	1	0/1	0	52.2	44	29	28	38	52	5	0	4	243	.228	8	7	2	0	5
2018	5.57	5-4	19	18	0	0/0	0	72.2	81	52	45	41	71	18	1	7	341	.281	12	8	1	1	3
Career	4.99	7-7	47	31	1	0/4	1	135.1	135	83	75	82	137	25	1	11	625	.261	23	16	3	1	9

JP France's Career Pitching Statistics

	ERA	W-L	App	GS	CG	SHO/CBO	SV	IP	H	R	ER	BB	SO	2B	3B	HR	BF	BAA	WP	HBP	BK	SFA	SHA
2014 ^	5.91	2-3	14	4	0	0/0	1	35.0	40	25	23	7	36	5	2	3	153	.294	1	1	1	4	5
2015	--Did Not Play (Injury)--																						
2016 ^	3.33	6-4	19	12	0	0/0	0	75.2	72	36	28	27	67	16	4	4	323	.251	7	5	0	2	2
2017 ^	3.84	5-5	15	15	0	0/0	0	96.0	100	52	41	30	73	21	1	9	416	.270	7	7	0	1	6
2018	3.77	5-5	25	2	0	0/1	2	59.2	57	31	25	26	65	8	0	2	263	.249	9	2	2	2	4
MSU	3.77	5-5	25	2	0	0/1	2	59.2	57	31	25	26	65	8	0	2	263	.249	9	2	2	2	4
Career	4.99	7-7	47	31	1	0/4	1	135.1	135	83	75	82	137	25	1	11	625	.261	23	16	3	1	9

^Statistics from Tulane University

Zach Neff's Career Pitching Statistics

	ERA	W-L	App	GS	CG	SHO/CBO	SV	IP	H	R	ER	BB	SO	2B	3B	HR	BF	BAA	WP	HBP	BK	SFA	SHA
2015 ^	7.20	0-0	12	2	0	0/0	0	20.0	24	18	16	8	22	4	0	7	97	.293	0	5	0	2	0
2016 ^	7.15	1-7	25	6	0	0/0	1	56.2	78	49	45	16	60	21	3	7	273	.317	6	6	2	1	4
2017 ^	5.76	1-3	23	4	0	0/0	3	59.1	76	41	38	15	57	12	3	8	279	.305	4	9	0	1	5
2018	3.52	4-3	27	2	0	0/3	2	46.0	51	21	18	9	41	7	1	3	198	.283	2	5	0	1	3
MSU	3.52	4-3	27	2	0	0/3	2	46.0	51	21	18	9	41	7	1	3	198	.283	2	5	0	1	3
Career	5.79	6-13	87	14	0	0/3	6	182.0	229	129	117	48	180	44	7	25	847	.303	12	25	2	5	12

^Statistics from Austin Peay University

Tanner Poole's Career Hitting Statistics

	Avg	GP-GS	AB	R	H	2B	3B	HR	RBI	TB	SLG%	BB	HBP	SO	GDP	OB%	SF	SH	SB-ATT	PO	A	E	FLD%
2015	--Redshirt Season--																						
2017	.224	57-47	165	20	37	3	1	3	14	51	.309	10	6	56	2	.290	2	5	11-16	109	2	0	1.000
2018	.227	29-19	75	13	17	1	0	2	7	24	.320	6	2	34	1	.301	0	2	2-2	35	1	0	1.000
Career	.225	86-66	240	33	54	4	1	5	21	75	.313	16	8	90	3	.293	2	7	13-18	144	3	0	1.000

Blake Smith's Career Pitching Statistics

	ERA	W-L	App	GS	CG	SHO/CBO	SV	IP	H	R	ER	BB	SO	2B	3B	HR	BF	BAA	WP	HBP	BK	SFA	SHA
2016	2.93	2-2	20	0	0	0/1	5	27.2	17	9	9	15	31	2	0	0	119	.168	3	2	1	1	0
2017	18.00	0-1	2	0	0	0/0	0	2.0	2	5	4	5	1	1	0	0	14	.250	0	0	0	0	1
2018	3.52	4-0	18	0	0	0/1	3	23.0	20	9	9	11	22	4	0	1	100	.260	2	6	0	5	1
Career	3.76	6-3	40	0	0	0/2	8	52.2	39	23	22	31	54	7	0	1	233	.210	5	8	1	6	2



OFFENSIVE RECORDS

SINGLE GAME RECORDS

AT-BATS	
8	Bill Etheridge vs. Ole Miss, 1963 Burke Masters vs. Alabama, 5/7/1989 Steve Gendron at Georgia, 5/11/2003 Edward Easley at Ole Miss, 4/29/2007 Adam Frazier & Brett Pirtle vs. Missouri, 5/21/2013
RUNS SCORED	
6	Terry Murphy vs. Vanderbilt, 1956
HITS	
6	Terry Murphy vs. Vanderbilt, 4/7/1956 Don Bell vs. Arkansas, 4/15/1966 Tracy Echols vs. Kentucky, 4/30/1989 Burke Masters vs. Florida State, 5/26/1990 Adam Frazier at Virginia, 6/8/2013
HITTING STREAK	
Season: 30 games	Thomas Berkery, 2006
Career: 31 games	Rex Buckner, 1992 (13)-1993 (18)

DOUBLES	
3	Multiple Times Last: Tanner Allen vs. Samford, 6/3/2018
TRIPLES	
Inning: 2	Don Gardiner vs. Vanderbilt, 4/7/1956
Game: 2	Don Gardiner vs. Vanderbilt, 4/7/1956 Spud Wieniewitz vs. Alabama, 1974 Larry Pavlou vs. Southern Miss, 3/25/1979 Brad Winkler vs. Alabama, 3/15/1980 (DH-1) Brent Brownlee at South Alabama, 5/3/2011 C.T. Bradford at Arizona, 3/9/2014
HOME RUNS	
Game: 3	Del Unser vs. Ole Miss, 5/9/1965 Del Bender vs. Birmingham-Southern, 4/19/1978 Rafael Palmeiro vs. Jackson State, 4/16/1984 (DH-1) Dan Paradoa vs. Mississippi College, 4/28/1986 Tommy Raffo vs. Delta State, 4/11/1990 Brad Jones at Southern Miss, 4/6/2004 Jason Nappi at UAB, 3/18/2008 Ryan Duffy vs. Jackson State, 4/6/2010 Brent Rooker vs. Kentucky 4/8/2017

GRAND SLAMS	
1	Multiple Times Last: Jordan Westburg vs. North Carolina, 6/19/2018
RUNS BATTED IN	
11	Jason Nappi at UAB, 3/18/2008
TOTAL BASES	
15	Ryan Duffy vs. Jackson State, 4/6/2010
BASE ON BALLS	
5	Brad Winkler vs. Arizona, 3/11/81
STOLEN BASES	
4	Brad Winkler vs. Arizona, 3/11/1981 Derrick Armstrong vs. Michigan State, 3/1/2014

SEASON RECORDS

BATTING AVERAGE		
Player (Season)	H-AB	Avg.
1. Nat Showalter (1977)	67-146	.459
2. Will Clark (1985)	224-94	.420
3. Jackie Parker (1954)	23-55	.418
4. Rafael Palmeiro (1984)	98-236	.415
5. Brian Wiese (1998)	103-250	.412
6. Mark Gillaspie (1981)	85-207	.411
7. Jake Mangum (2016)	84-206	.408
8. Rafael Palmeiro (1983)	95-234	.406
9. Travis Chapman (1999)	99-245	.404
10. Mike Kelley (1979)	94-235	.400
AT-BATS		
Player (Season)	G	AB
1. Adam Frazier (2013)	71	304
2. Jake Mangum (2018)	68	288
3. David Mitchell (1990)	71	287
4. John Cohen (1990)	71	285
5. Burke Masters (1990)	71	283
6. Hunter Stovall (2018)	68	280
7. Jon Shave (1990)	71	279
8. Matthew Maniscalco (2003)	63	278
9. Jake Mangum (2017)	65	278
10. Richard Lee (1997)	68	276
RUNS SCORED		
Player (Season)	G	Runs
1. Rafael Palmeiro (1984)	61	87
2. Mark Gillaspie (1981)	63	81
3. Brooks Bryan (1997)	68	81
4. Dan Van Cleve (1983)	56	80
5. Jody Hurst (1989)	66	79
6. Will Clark (1985)	65	75
7. Mike Kelley (1979)	60	74
8. Dan Van Cleve (1985)	65	74
9. Pete Young (1989)	67	74
10. Burke Masters (1990)	71	73
Brad Freeman (1998)	65	73
HITS		
Player (Season)	AB	Hits
1. Adam Frazier (2013)	304	107
2. Brian Wiese (1998)	250	103
3. Tommy Raffo (1989)	266	102
4. Jake Mangum (2018)	288	101
5. Richard Lee (1997)	276	100
6. Travis Chapman (1999)	245	99
7. Rafael Palmeiro (1984)	236	98
8. Tommy Raffo (1990)	271	97
9. Brent Rooker (2017)	248	96
10. Rafael Palmeiro (1983)	234	95
John Cohen (1990)	285	95

DOUBLES			
Player (Season)	G	2B	
1. Brent Rooker (2017)	67	30	
2. Pete Young (1989)	67	27	
3. Adam Platt (1996)	61	26	
Mitch Moreland (2007)	60	26	
5. Rob Hauswald (1996)	61	24	
Brian Wiese (1998)	64	24	
7. Scott Tribolet (1995)	58	23	
8. Jim Robinson (1990)	71	22	
Travis Chapman (2000)	59	22	
Jake Mangum (2018)	68	22	
TRIPLES			
Player (Season)	G	3B	
1. Mike Kelley (1979)	60	12	
2. Adam Frazier (2013)	71	7	
3. Gator Thiesen (1985)	64	6	
Pete Young (1987)	61	6	
5. Jim Howarth (1967)	31	5	
Ted Milton (1970)	40	5	
Brad Winkler (1981)	63	5	
Dan Van Cleve (1983)	56	5	
Tracy Echols (1986)	54	5	
Jon Shave (1990)	71	5	
Damian Scioneaux (1997)	68	5	
C.T. Bradford (2014)	51	5	
Tanner Allen	68	5	
HOME RUNS			
Player (Season)	G	HR	
1. Bruce Castoria (1981)	63	29	
Rafael Palmeiro (1984)	61	29	
3. Will Clark (1984)	61	28	
4. Will Clark (1985)	65	25	
5. Tommy Raffo (1989)	68	22	
6. Brent Rooker (2017)	67	23	
7. Mark Gillaspie (1981)	63	20	
Rafael Palmeiro (1985)	65	20	
9. Richard Lee (1997)	68	19	
Richard Lee (1998)	65	19	
Brian Wiese (1999)	63	19	
Brad Corley (2004)	59	19	
Connor Powers (2009)	54	19	

TOTAL BASES			
Player (Season)	G	TB	
1. Rafael Palmeiro (1984)	61	209	
2. Brent Rooker (2017)	67	201	
3. Will Clark (1985)	65	191	
4. Tommy Raffo (1989)	68	185	
5. Bruce Castoria (1981)	63	180	
6. Will Clark (1984)	61	179	
7. Richard Lee (1997)	68	177	
8. Rafael Palmeiro (1983)	57	173	
Richard Lee (1998)	65	173	
Brian Wiese (1998)	64	173	
RUNS BATTED IN			
Player (Season)	G	RBI	
1. Bruce Castoria (1981)	63	98	
2. Rafael Palmeiro (1984)	61	94	
3. Will Clark (1984)	61	93	
4. Richard Lee (1997)	68	90	
5. Richard Lee (1998)	65	85	
6. Brent Rooker (2017)	67	82	
7. Tommy Raffo (1989)	68	80	
8. Brad Winkler (1983)	57	79	
9. Rafael Palmeiro (1983)	57	78	
Mark Gillaspie (1981)	63	78	
WALKS			
Player (Season)	G	BB	
1. Jody Hurst (1989)	66	69	
2. Mark Gillaspie (1981)	63	66	
3. Jason Burkley (2001)	60	63	
4. Brad Winkler (1981)	63	58	
Will Clark (1985)	65	58	
6. Will Clark (1984)	61	57	
Tracy Echols (1990)	71	57	
8. Bob Parker (1984)	61	56	
9. Chuck Daniel (1991)	63	53	
Alex Detz (2013)	69	53	

STOLEN BASES			
Player (Season)	G	SB	
1. Dan Van Cleve (1985)	65	38	
2. Grant Hogue (2009)	48	29	
3. Dave Klipstein (1981)	63	28	
4. Mike Kelley (1979)	60	27	
5. Nick Vickerson (2011)	63	26	
6. Mike Kelley (1977)	47	25	
Brad Winkler (1981)	63	25	
Grant Hogue (2008)	56	25	
9. Jon Shave (1990)	71	24	
10. Del Bender (1978)	56	21	
Jacob Robson (2015)	54	21	
STRIKEOUTS			
Player (Season)	G	SO	
1. David Hayman (1996)	59	71	
2. Wes Rea (2012)	64	68	
3. Steve Hegan (1991)	63	67	
Brian Wiese (1999)	63	67	
5. David Hayman (1994)	58	66	
6. Connor Powers (2009)	64	64	
7. Jon Mungle (2003)	60	63	
8. David Hayman (1995)	58	62	
Tanner Allen (2018)	68	62	
10. Rob Norman (1991)	63	61	
GAMES PLAYED			
Player (Season)	G		
1. John Cohen (1990)	71		
Tracy Echols (1990)	71		
Burke Masters (1990)	71		
David Mitchell (1990)	71		
Scott Mitchell (1990)	71		
Jim Robinson (1990)	71		
Jon Shave (1990)	71		
Adam Frazier (2013)	71		
9. Tommy Raffo (1990)	70		
Tommy Raffo (1989)	68		
Brooks Bryan (1997)	68		
Richard Lee (1997)	68		
Damian Scioneaux (1997)	68		
Luke Alexander (2018)	68		
Tanner Allen (2018)	68		
Jake Mangum (2018)	68		
Hunter Stovall (2018)	68		

RECORDS



CAREER RECORDS

BATTING AVERAGE			
<i>Player (Seasons)</i>	<i>H-AB</i>	<i>Avg.</i>	
1. Will Clark (1983-85)	209-34	.391	
2. Mark Gillaspie (1980-81)	139-362	.384	
3. Rafael Palmeiro (1983-85)	268-720	.372	
4. Jimmy Bragan (1948-50)	86-233	.369	
5. Jackie Parker (1953-54)	52-142	.366	
6. Tommy Raffo (1987-90)	278-760	.366	
7. Braxton Nail (1952-55)	55-152	.362	
8. Dan Paradoa (1986-87)	159-441	.361	
9. Brian Wiese (1996-99)	242-674	.359	
10. Mike Kelley (1976-79)	267-748	.357	

AT-BATS			
<i>Player (Seasons)</i>	<i>G</i>	<i>AB</i>	
1. Jeffrey Rea (2004-07)	236	998	
2. Steve Gendron (2001-04)	242	994	
3. Matthew Maniscalco (2000-03)	246	993	
4. Richard Lee (1995-98)	248	967	
5. Burke Masters (1987-90)	251	937	
6. Travis Chapman (1997-2000)	248	919	
7. Brad Hildreth (1986-89)	237	877	
8. Brad Freeman (1995-98)	246	870	
9. Rex Buckner (1990-93)	240	837	
10. Thomas Berkery (2003-06)	230	830	

RUNS SCORED			
<i>Player (Seasons)</i>	<i>G</i>	<i>Runs</i>	
1. Dan Van Cleve (1981-85)	219	232	
2. Burke Masters (1987-90)	251	227	
3. Rafael Palmeiro (1983-85)	183	224	
4. Travis Chapman (1997-2000)	248	221	
5. Richard Lee (1995-98)	248	219	
6. Jeffrey Rea (2004-07)	236	207	
7. Brad Winkler (1980-83)	212	203	
8. Matthew Maniscalco (2000-03)	246	197	
9. Brad Freeman (1995-98)	246	192	
10. Tommy Raffo (1987-90)	218	186	

HITS			
<i>Player (Seasons)</i>	<i>G</i>	<i>Hits</i>	
1. Jeffrey Rea (2004-07)	236	335	
2. Richard Lee (1995-98)	248	328	
3. Travis Chapman (1997-00)	248	327	
4. Steve Gendron (2001-04)	242	316	
5. Burke Masters (1987-90)	251	295	
6. Matt. Maniscalco (2000-03)	246	279	
7. Tommy Raffo (1987-90)	218	278	
8. Brad Hildreth (1986-89)	237	275	
Jake Mangum (2016-present)	195	275	
10. Rafael Palmeiro (1983-85)	183	268	

DOUBLES			
<i>Player (Seasons)</i>	<i>G</i>	<i>2B</i>	
1. Travis Chapman (1997-2000)	248	71	
2. Richard Lee (1995-98)	247	66	
3. Pete Young (1987-89)	191	56	
4. Dan Van Cleve (1981-85)	219	55	
5. Matthew Maniscalco (2000-03)	246	54	
6. John Cohen (1988-90)	198	53	
7. Tommy Raffo (1987-90)	218	52	
Rex Buckner (1990-93)	240	52	
Adam Piatt (1995-97)	172	52	
Connor Powers (2006-10)	202	52	

TRIPLES			
<i>Player (Seasons)</i>	<i>G</i>	<i>3B</i>	
1. Mike Kelley (1976-79)	190	20	
2. Ted Milton (1969-72)	151	14	
3. Brad Winkler (1980-83)	212	12	
4. Matthew Maniscalco (2000-03)	246	11	
5. Rex Buckner (1990-93)	240	10	
Jeff Butts (2003-06)	232	10	
Ryan Collins (2008-11)	207	10	
8. Cody Brown (2014-17)	205	9	
Gator Thiesen (1984-85)	125	9	
Tracy Echols (1986-87,89-90)	237	9	
Jeffrey Rea (2004-07)	236	9	

HOME RUNS			
<i>Player (Seasons)</i>	<i>G</i>	<i>HR</i>	
1. Rafael Palmeiro (1983-85)	183	67	
2. Will Clark (1983-85)	175	61	
3. Bruce Castoria (1979-82)	202	58	
4. Connor Powers (2007-10)	202	54	
5. Jon Knott (1998-2001)	228	51	
6. Tracy Echols (1986-90)	237	47	
7. Richard Lee (1995-98)	248	46	
8. Tommy Raffo (1987-90)	218	45	
9. David Hayman (1993-96)	221	44	
10. Brian Wiese (1996-99)	201	37	

TOTAL BASES			
<i>Player (Seasons)</i>	<i>G</i>	<i>TB</i>	
1. Richard Lee (1995-98)	248	544	
2. Rafael Palmeiro (1983-85)	183	530	
3. Travis Chapman (1997-2000)	248	482	
4. Tommy Raffo (1987-90)	218	477	
5. Connor Powers (2007-10)	202	471	
6. Matthew Maniscalco (2000-03)	246	468	
7. Jon Knott (1998-2001)	228	460	
8. Will Clark (1983-85)	175	433	
9. Tracy Echols (1986-87,89-90)	237	420	
10. Brian Wiese (1996-99)	201	417	

RUNS BATTED IN			
<i>Player (Seasons)</i>	<i>G</i>	<i>RBI</i>	
1. Richard Lee (1995-98)	248	265	
2. Rafael Palmeiro (1983-85)	183	239	
3. Bruce Castoria (1979-82)	202	213	
4. Tommy Raffo (1987-90)	218	207	
5. Jon Knott (1998-2001)	228	206	
Connor Powers (2007-10)	202	206	
7. Travis Chapman (1997-00)	248	202	
8. Will Clark (1983-85)	175	199	
9. Tracy Echols (1986-87,89-90)	237	182	
10. John Mitchell (1984-87)	228	179	

WALKS			
<i>Player (Seasons)</i>	<i>G</i>	<i>BB</i>	
1. Brad Winkler (1980-83)	212	164	
2. Tracy Echols (1986-87,89-90)	237	163	
3. Barry Winford (1986-89)	214	147	
4. Dan Van Cleve (1981-85)	219	143	
5. John Mitchell (1984-87)	228	142	
6. Rex Buckner (1990-93)	240	129	
7. Will Clark (1983-85)	175	126	
Ricky Joe Redd (1992-95)	228	126	
Jon Knott (1998-2001)	228	126	
10. Jody Hurst (1987-89)	166	119	

STOLEN BASES			
<i>Player (Seasons)</i>	<i>G</i>	<i>SB</i>	
1. Mike Kelley (1976-79)	190	79	
2. Dan Van Cleve (1981-85)	219	70	
3. Brad Winkler (1980-83)	212	60	
4. Dave Klipstein (1979-82)	172	54	
Grant Hogue (2008-09)	103	54	
6. Pete White (1980-83)	196	51	
7. Matthew Maniscalco (2000-03)	246	46	
Jacob Robson (2013-16)	169	46	
9. Jeffrey Rea (2004-07)	236	43	
10. Barry Winford (1986-89)	214	40	
Jon Shave (1987-90)	206	40	

STRIKEOUTS			
<i>Player (Season)</i>	<i>G</i>	<i>SO</i>	
1. David Hayman (1993-96)	221	224	
2. Wes Rea (2012-15)	230	205	
3. Connor Powers (2007-10)	202	187	
4. Jon Knott (1998-2001)	228	179	
5. Ricky Joe Redd (1992-95)	228	172	
6. Tracy Echols (1986-87,89-90)	237	170	
7. Steve Gendron (2001-04)	242	166	
8. Steve Hegan (1990-93)	202	163	
9. Barry Winford (1986-89)	214	160	
10. Thomas Berkery (2003-06)	230	158	

GAMES PLAYED			
<i>Player (Seasons)</i>	<i>G</i>		
1. Burke Masters (1987-90)	251		
2. Richard Lee (1995-98)	248		
Travis Chapman (1997-2000)	248		
4. Brad Freeman (1995-98)	246		
Matthew Maniscalco (2000-03)	246		
6. Steve Gendron (2001-04)	242		
7. Rex Buckner (1990-93)	240		
8. Brad Hildreth (1986-89)	237		
Tracy Echols (1986-87,89-90)	237		
10. Jeffrey Rea (2004-07)	236		



PITCHING RECORDS

SINGLE GAME RECORDS

CONSECUTIVE SCORELESS INNINGS	
Season: 27.1	Jonathan Holder, 2012
INNINGS PITCHED	
14.0	James Carroll vs. Alabama, 4/2/1966
STRIKEOUTS	
26	Willie Mitchell vs. LSU, 1909
WALKS	
9	Steve D'Ercole vs. Livingston, 3/19/1981
HIT BATTERS	
6	Lucas Laster vs. Ole Miss, 4/22/2014
WILD PITCHES	
4	Nelson Arriete vs. Eastern Kentucky, 5/19/1989
	Gary Rath vs. Georgia, 3/29/1992
	Kyle Kennedy vs. LSU, 5/19/1995

NO-HITTER	
R.H. Pepper vs. Mississippi College, 4/5/1918	
Gene Henderson vs. Arkansas, 5/5/1970 (DH-2)	
Jerry Thompson vs. Illinois Wesleyan, 1971	
vs. Western Illinois, 3/3/1975 (DH-2)	
Don Robinson (6 innings) & Gary Willoughby (1 inning)	
Gene Morgan vs. Hawaii-Hilo, 4/6/1985	
PERFECT GAME	
Willie Mitchell vs. LSU, 1909	
J.T. Peatross vs. Mississippi College, 4/6/1918	

SEASON RECORDS

EARNED RUN AVERAGE		
Player (Season)	ER-IP	ERA
1. Dennis Hall (1970)	4-57.0	0.63
2. Frank Montgomery (1962)	7-92.0	0.68
3. Jacob Lindgren (2014)	5-55.1	0.81
4. Jim Pruett (1957)	6-52.1	1.03
5. Butch Holmes (1973)	6-50.1	1.07
6. Bobby Reed (1988)	7-57.2	1.09
7. Jamie Gant (2003)	7-54.2	1.15
8. Mike Proffitt (1970)	9-68.0	1.19
9. Chad Girodo (2013)	9-59.2	1.36
10. Mike Proffitt (1972)	11-70.0	1.41
STRIKEOUTS		
Player (Season)	IP	K
1. Eric DuBose (1996)	133.1	174
2. B.J. Wallace (1992)	127.1	145
Eric DuBose (1997)	118.2	145
4. Gary Rath (1994)	115.2	141
5. Jeff Brantley (1985)	145.2	136
6. Chris Stratton (2012)	109.2	127
7. Ethan Small (2018)	101.1	122
8. Hank Thoms (1999)	118.1	121
9. Jeff Brantley (1984)	132.2	115
Dakota Hudson (2016)	113.0	115
WALKS		
Player (Season)	IP	BB
1. Eric DuBose (1997)	118.2	67
2. Chris George (1991)	98.0	61
3. Ken Kurtz (1979)	116.0	56
B.J. Wallace (1991)	109.2	56
5. Jeff Brantley (1983)	100.1	55
Eric DuBose (1996)	133.1	55
Matt Ginter (1999)	93.2	55
8. Carlton Loewer (1994)	103.0	53
9. Don Mundie (1981)	145.0	52
10. Don Robinson (1977)	87.0	51

WINNING PERCENTAGE (Min. 8 Decisions)			
Player (Season)	W-L	PCT.	
1. Ross Mitchell (2013)	13-0	1.000	
Frank Montgomery (1962)	10-0	1.000	
Brantley Jones (1970)	9-0	1.000	
Josh Reagan (1979)	8-0	1.000	
Harold Myles (1983)	8-0	1.000	
Bobby Reed (1988)	8-0	1.000	
7. Don Mundie (1979)	10-1	.909	
8. Jeff Brantley (1985)	18-2	.900	
9. Ken Tatum (1965)	7-1	.875	
Dennis Hall (1967)	7-1	.875	
Gene Morgan (1985)	14-2	.875	
Chris George (1989)	7-1	.875	
Justin Pigott (2006)	7-1	.875	
Jonathan Holder (2014)	7-1	.875	

WINS			
Player (Season)	G	W	
1. Jeff Brantley (1985)	23	18	
2. Bobby Reed (1990)	25	15	
3. Don Mundie (1981)	21	14	
Gene Morgan (1985)	22	14	
5. Jeff Brantley (1984)	20	13	
Ross Mitchell (2013)	34	13	
7. Ken Kurtz (1979)	19	12	
Hans Herzog (1983)	20	12	
Bobby Reed (1989)	21	12	
10. Mike Proffitt (1971)	14	11	
Steve Susce (1981)	17	11	
Jeff Brantley (1983)	19	11	
Mike Martin (1987)	25	11	
Chris Stratton (2012)	17	11	

LOSSES			
Player (Season)	G	L	
1. Todd Doolittle (2005)	14	8	
Preston Brown (2015)	14	8	
3. Butch Holmes (1974)	10	7	
David Hooten (1996)	18	7	
Matt Ginter (1999)	19	7	
Justin Pigott (2007)	17	7	
Caleb Reed (2010)	25	7	
8. 11 players tied	--	6	

Last: Konnor Pilkington (2018)

GAMES STARTED				
Player (Season)	G	GS		
1. Bobby Reed (1990)	25	22		
2. Gene Morgan (1985)	22	21		
B.J. Wallace (1991)	22	21		
4. Bobby Reed (1989)	21	20		
Jeff Brantley (1984)	20	20		
Kyle Kennedy (1995)	20	20		
7. Hans Herzog (1983)	20	19		
Jeff Brantley (1985)	23	19		
Trent Intorcchia (1986)	19	19		
Tracy Jobes (1989)	23	19		
Kendall Graveman (2013)	19	19		

INNINGS PITCHED		
Player (Season)	IP	
1. Jeff Brantley (1985)	145.2	
2. Don Mundie (1981)	145.0	
3. Bobby Reed (1990)	140.1	
4. Gene Morgan (1985)	134.0	
5. Eric DuBose (1996)	133.1	
6. Jeff Brantley (1984)	132.2	
7. B.J. Wallace (1992)	127.1	
8. Eric DuBose (1997)	118.2	
9. Hank Thoms (1999)	118.1	
10. Hans Herzog (1983)	118.0	

APPEARANCES	
Player (Season)	APP
1. Jon Harden (1992)	39
Van Johnson (1997)	39
3. Chad Girodo (2013)	36
4. Van Johnson (1998)	34
Jonathan Holder (2013)	34
Ross Mitchell (2013)	34
7. Mike Martin (1988)	33
8. Jon Harden (1991)	32
Scott Tanksley (1994)	32
10. Caleb Reed (2012)	31
Riley Self (2017)	31
Spencer Price (2017)	31

RELIEF APPEARANCES	
Player (Season)	RA
1. Jon Harden (1992)	39
Van Johnson (1997)	39
3. Chad Girodo (2013)	36
4. Van Johnson (1998)	34
Jonathan Holder (2013)	34
Ross Mitchell (2013)	34
7. Mike Martin (1988)	33
8. Jon Harden (1991)	32
Scott Tanksley (1994)	32
10. Riley Self (2017)	31
Spencer Price (2017)	31

SAVES		
Player (Season)	Saves	
1. Jonathan Holder (2013)	21	
2. Spencer Price (2017)	14	
3. Scott Tanksley (1994)	13	
Van Johnson (1997)	13	
5. Adam Larson (2000)	12	
Caleb Reed (2011)	12	
7. Jay Powell (1991)	10	
Van Johnson (1998)	10	
9. Caleb Reed (2012)	9	
Jonathan Holder (2012)	9	

RECORDS



CAREER RECORDS

EARNED RUN AVERAGE			
<i>Player (Seasons)</i>	<i>H-AB</i>	<i>Avg.</i>	
1. Jonathan Holder (2012-14)	24-135.2	1.59	
2. Frank Montgomery (1961-63)	32-171.1	1.79	
3. Dennis Hall (1967-70)	32-156.1	1.84	
4. Mike Proffitt (1969-72)	62-300.1	1.86	
5. Brantley Jones (1967-70)	57-257.0	2.00	
6. Jon Harden (1989-92)	65-255.2	2.29	
7. Claude Passeau (1964-66)	33-129.1	2.30	
8. Guy Parker (1960-62)	37-144.1	2.31	
9. Pete Young (1987-89)	35-131.2	2.39	
10. Ross Mitchell (2012-15)	80-298.2	2.41	

STRIKEOUTS			
<i>Player (Seasons)</i>	<i>IP</i>	<i>K</i>	
1. Eric DuBose (1995-97)	364.2	428	
2. Jeff Brantley (1982-85)	427.0	364	
3. Chris Stratton (2010-12)	264.0	279	
4. Paul Maholm (2001-03)	312.0	273	
5. B.J. Wallace (1990-92)	265.0	271	
6. Matt Ginter (1996-99)	225.2	269	
7. Mike Proffitt (1969-72)	300.1	265	
8. Don Robinson (1975-78)	323.1	262	
9. Carlton Loewer (1992-94)	277.1	261	
10. Konnor Pilkington (2016-18)	254.0	260	

WALKS			
<i>Player (Seasons)</i>	<i>IP</i>	<i>BB</i>	
1. Jeff Brantley (1982-85)	427.0	175	
2. Don Robinson (1975-78)	323.1	170	
3. Eric DuBose (1995-97)	364.2	165	
4. Chris George (1989-91)	288.1	143	
5. Carlton Loewer (1992-94)	277.1	139	
6. Don Mundie (1979-81)	309.0	129	
7. Tracy Jobs (1987-90)	299.1	128	
8. Matt Ginter (1997-99)	225.2	123	
9. Nelson Arriete (1986-89)	213.0	120	
10. Gary Rath (1992-94)	239.1	117	

WINNING PERCENTAGE (Min. 15 decisions)			
<i>Player (Seasons)</i>	<i>W-L</i>	<i>PCT.</i>	
1. Jerry Thompson (1968-71)	18-3	.857	
2. Bobby Reed (1987-90)	35-5	.833	
3. Phillip Brandon (1947-49)	14-3	.824	
4. Jeff Brantley (1982-85)	45-12	.789	
5. Brantley Jones (1967-70)	27-8	.771	
6. Gene Morgan (1984-85)	20-6	.769	
7. Wayne Robbins (1956-58)	13-4	.765	
8. Joe Sheppard (1948-50)	16-5	.762	
Frank Montgomery (1961-63)	16-5	.762	
10. Jon Harden (1989-92)	19-6	.760	

WINS			
<i>Player (Seasons)</i>	<i>G</i>	<i>W</i>	
1. Jeff Brantley (1982-85)	73	45	
2. Bobby Reed (1987-90)	58	35	
3. Mike Proffitt (1969-72)	45	30	
4. Don Mundie (1979-81)	52	29	
5. Brantley Jones (1967-70)	36	27	
Eric DuBose (1995-97)	56	27	
Paul Maholm (2000-03)	46	27	
Ross Mitchell (2012-15)	100	27	
9. Don Robinson (1975-78)	56	24	
10. Will McRaney (1983-86)	64	23	
Tracy Jobs (1987-90)	74	23	
Chris George (1989-91)	58	23	
Jeremy Jackson (1995-98)	44	23	

LOSSES			
	<i>Player (Seasons)</i>	<i>G</i>	<i>L</i>
1.	Don Robinson (1975-78)	56	18
2.	Chad Crosswhite (2006-09)	80	17
3.	Kyle Kennedy (1992-95)	58	16
4.	Alan Johnson (2003-05)	44	15
5.	David Hooten (1994-96)	57	14
6.	Carlton Loewer (1992-94)	53	13
7.	Devin Jones (2009-11)	51	13
8.	Kendall Graveman (2010-13)	68	13
9.	Eight players tied	--	12
<i>Last: Konnor Pilkington (2016-18)</i>			

GAMES STARTED			
<i>Player (Seasons)</i>	<i>G</i>	<i>GS</i>	
1. Jeff Brantley (1982-85)	73	63	
2. Bobby Reed (1987-90)	58	52	
3. Eric DuBose (1995-97)	56	51	
4. Don Robinson (1975-78)	56	50	
5. Chris George (1989-91)	58	49	
6. Kyle Kennedy (1992-95)	58	48	
Tanner Brock (1999-2002)	59	48	
Kendall Graveman (2013)	68	48	
9. Tracy Jobs (1987-90)	74	47	
10. Don Mundie (1979-81)	52	46	
Konnor Pilkington (2016-18)	49	46	

INNINGS PITCHED			
<i>Player (Seasons)</i>	<i>IP</i>		
1. Jeff Brantley (1982-85)	427.0		
2. Eric DuBose (1995-97)	364.2		
3. Don Robinson (1975-78)	323.1		
4. Paul Maholm (2000-03)	312.0		
5. Kendall Graveman (2010-13)	310.0		
6. Don Mundie (1979-81)	309.0		
7. Bobby Reed (1987-90)	304.0		
8. Mike Proffitt (1969-72)	300.1		
9. Tracy Jobs (1987-90)	299.1		
10. Ross Mitchell (2012-15)	298.2		

APPEARANCES			
<i>Player (Seasons)</i>	<i>APP</i>		
1. Van Johnson (1995-98)	115		
2. Jon Harden (1989-92)	110		
3. Ross Mitchell (2012-15)	100		
4. Caleb Reed (2009-12)	96		
5. Scott Polk (1995-99)	90		
6. Chad Girodo (2010-13)	83		
7. Scott Tanksley (1993-95)	82		
Trent Intorcja (1983-86)	82		
9. Mike Martin (1986-88)	81		
Jonathan Holder (2012-14)	81		

RELIEF APPEARANCES			
<i>Player (Seasons)</i>	<i>RA</i>		
1. Van Johnson (1995-98)	115		
2. Jon Harden (1989-92)	110		
3. Caleb Reed (2009-12)	92		
4. Ross Mitchell (2012-15)	86		
5. Jonathan Holder (2012-14)	81		
6. Chad Girodo (2010-13)	78		
7. Scott Tanksley (1993-95)	75		
8. Pete Young (1987-89)	72		
9. Scott Polk (1995-99)	71		
Saunders Ramsey (2002-05)	71		

SAVES			
<i>Player (Seasons)</i>	<i>Saves</i>		
1. Jonathan Holder (2012-13)	37		
2. Van Johnson (1995-98)	29		
3. Scott Tanksley (1993-95)	24		
4. Caleb Reed (2009-12)	21		
5. Pete Young (1987-89)	19		
6. Jay Powell (1991-93)	17		
7. Bryan Hardwick (1979-80, 1982)	16		
8. Adam Larson (1999-2001)	15		
9. Spencer Price (2017)	14		
Aaron Weatherford (2006-08)	14		



DEFENSIVE RECORDS

SINGLE GAME RECORDS

PUTOUTS	
23	Bruce Castoria vs. South Alabama, 3/25/1980
ASSISTS	
10	Gator Thiesen vs. Tennessee, 5/11/1984
CHANCES	
24	Bruce Castoria vs. South Alabama, 3/25/1980

ERRORS	
4	Bruce Castoria vs. Alabama, 4/20/1980 Scott Davidson vs. Louisiana Tech, 4/6/1994 (DH-1)
DOUBLE PLAYS	
5	Craig Filippi vs. Auburn, 3/19/1983 (DH-1) Wes Rea vs. San Diego, 3/8/1915

TRIPLE PLAYS TURNED		
1	Florida, 1962 Florida, 1962 William Carey, 4/4/1978 (DH-2) vs. Auburn-Montgomery, 3/9/1991	

SEASON RECORDS

FIRST BASE			
Putouts	636	Wes Rea, 2012	
Assists	53	Will Clark, 1984	
Chances	669	Wes Rea, 2012	
Fielding Percentage	1.000	Chris Maloney, 1983	
	1.000	Josh Hatcher, 2018	
SECOND BASE			
Putouts	146	Hunter Stovall, 2018	
Assists	211	Brett Pirtle, 2014	
Chances	342	Hunter Stovall, 2018	
Fielding Percentage	.992	John Holland, 2015	

THIRD BASE			
Putouts	67	Lou Sottile, 1981	
Assists	145	John Scott, 1985	
Chances	221	John Scott, 1985	
Fielding Percentage	.972	Phil Still, 1971	
SHORTSTOP			
Putouts	120	Adam Frazier, 2013	
Assists	241	Adam Frazier, 2013	
Chances	375	Adam Frazier, 2013	
Fielding Percentage	.984	Seth Heck, 2014	

OUTFIELD			
Putouts	169	Jake Mangum, 2018	
Assists	11	Hunter Renfroe, 2012	
Chances	177	Jake Mangum, 2018	
Fielding Percentage	1.000	Multiple times	
<i>Last: Jacob Robson, 2016</i>			
CATCHER			
Putouts	548	Barry Patton, 1997	
Assists	65	Mitch Slaughter, 2012	
Chances	603	Barry Patton, 1997	
Fielding Percentage	.995	Frank Portera, 1967	

CAREER RECORDS

FIRST BASE			
Putouts	2,209	Wes Rea, 2012-15	
Assists	140	Tommy Raffo, 1987-90	
Chances	2,327	Wes Rea, 2012-15	
Fielding Pct.	.991	Wes Rea, 2012-15	
SECOND BASE			
Putouts	398	Jeffrey Rea, 2004-07	
Assists	619	Jeffrey Rea, 2004-07	
Chances	1,060	Jeffrey Rea, 2004-07	
Fielding Pct.	.984	John Holland, 2015-16	

THIRD BASE			
Putouts	111	Pete Young, 1987-89	
Assists	385	Pete Young, 1987-89	
Chances	548	Pete Young, 1987-89	
Fielding Pct.	.935	Chuck Daniel, 1989-92	
SHORTSTOP			
Putouts	387	Matthew Maniscalco, 2000-03	
Assists	782	Matthew Maniscalco, 2000-03	
Chances	1,221	Matthew Maniscalco, 2000-03	
Fielding Pct.	.973	Seth Heck, 2014-15	

OUTFIELD			
Putouts	455	Jake Mangum, 2016-present	
Assists	21	Mike Kelley, 1976-79	
Chances	478	Jake Mangum, 2016-present	
Fielding Pct.	.996	Jacob Robson, 2013-16	
CATCHER			
Putouts	1,127	Barry Patton, 1995-98	
Assists	110	Barry Winford, 1986-89	
Chances	1,239	Barry Patton, 1995-98	
Fielding Pct.	.993	Jim Robinson, 1988-90 Gavin Collins, 2014-16	

SCORING MARGIN

SCORED VS. ALL OPPONENTS (* - SEC opponent)			
30	at Jackson State	32-2	1988
29	vs. Mississippi Valley State	29-0	1999
27*	vs. Kentucky	29-2	1941
26	vs. Mississippi Valley State	27-1	1998
24	vs. Northwestern	27-3	1937
23	vs. Mississippi College	23-0	1991
23*	vs. LSU	26-3	1942
23	vs. UNC Charlotte	24-1	1999
23	vs. Arkansas-Little Rock	27-4	1999
23	vs. Jackson State	23-0	2000
23	vs. Alcorn State	27-4	2010
22	vs. Delta State	24-2	1990
22	vs. Quincy College	22-0	1986
22	vs. Livingston	26-4	1985
22	vs. Mississippi College	25-3	1978
22	vs. Arkansas-Little Rock	22-0	1999
SCORED VS. SEC OPPONENTS			
27	vs. Kentucky	29-2	1941
23	vs. LSU	26-3	1942
19	at Vanderbilt	27-8	1956
19	vs. LSU	25-6	1934
18	vs. Georgia	25-7	1988
18	vs. Tulane	22-4	1958
18	vs. Florida	20-2	2000
17	at Ole Miss	17-0	1990
17	vs. Ole Miss	27-10	1983
16	at South Carolina	16-0	1998
16	vs. Georgia	22-6	1990
15	at Vanderbilt	19-4	1989
15	at Alabama	15-0	1982
15	at Ole Miss	21-6	1997

ALLOWED TO ALL OPPONENTS (* - SEC opponent)			
22	at Florida State	2-24	1966
21*	at LSU	0-21	1946
20	at Vanderbilt	0-20	1923
19*	vs. Alabama	10-29	1943
19*	at Alabama	1-20	1946
18*	vs. Tennessee	4-22	1998
18*	at LSU	1-19	1946
18*	vs. Florida	0-18	2011
17*	vs. Alabama	0-17	1935
17*	South Carolina	3-20	2007
16*	at LSU	5-21	1940
15*	at Arkansas	1-16	1995
15	vs. Memphis	8-23	1962
ALLOWED TO SEC OPPONENTS			
21	at LSU	0-21	1946
19	vs. Alabama	10-29	1943
19	at Alabama	1-20	1946
18	vs. Tennessee	4-22	1998
18	at LSU	1-19	1946
18	vs. Florida	0-18	2011
17	vs. Alabama	0-17	1935
17	vs. South Carolina	3-20	2007
16	at LSU	5-21	1940
16	vs. LSU	1-17	2011
15	at Arkansas	1-16	1995
14	at Auburn	5-19	1994
14	at Alabama	2-16	1982
14	vs. LSU	2-16	1951
14	at LSU	3-17	2010

RECORDS



TEAM RECORDS

SINGLE GAME RECORDS

AT-BATS	
62	vs. Missouri, 5/21/2013 (17 inn.)
RUNS	
32	vs. Jackson State, 4/29/1988
HITS	
30	vs. Kentucky, 4/30/1989
DOUBLES	
11	vs. Georgia, 3/12/1988
TRIPLES	
5	vs. Southern Miss, 3/25/1979
HOME RUNS	
6	South Carolina, 5/26/1984 North Alabama, 4/6/1988 Jackson State, 4/29/1988 vs. Kentucky, 4/30/1989 at UAB, 3/18/2008

RUNS BATTED IN	
31	vs. Jackson State, 4/29/1988
TOTAL BASES	
53	vs. Kentucky, 4/30/1989
WALKS (Offensive)	
21	vs. UNLV, 3/15/1981 (DH-1)
STOLEN BASES	
10	Arkansas-Pine Bluff, 3/14/2017
INNINGS PITCHED	
17.0	at Ole Miss, 4/29/2007 vs. Missouri, 5/21/2013
MOST RUNS ALLOWED	
24	vs. Florida State, 1966

STRIKEOUTS (Pitching)	
26	vs. LSU, 1909
WALKS (Pitching)	
16	vs. New Orleans, 3/28/1984
PUTOUTS	
51	vs. Missouri, 5/21/2013
ASSISTS	
25	vs. Arkansas State, 3/22/1976, (DH-1)
CHANCES	
69	vs. Alabama, 5/7/1989
ERRORS	
10	vs. Memphis, 1962

SEASON RECORDS

GAMES PLAYED	
71	1990, 2013
68	1989, 1997, 2018
67	2017
65	1985, 1998
64	1988, 2005, 2012
WINS (Overall)	
54	1989
51	2013
50	1985, 1990
47	1997
46	1981
LOSSES (Overall)	
33	2008, 2010
30	2015
29	2009, 2018
27	2017
25	1995
WINNING % (Overall)	
.800	1970, 1979
.796	1962
.794	1989
.769	1985
WINNING STREAK (Overall)	
18	2006
17	2013
15	1987
14	1985
13	1970, 1976, 1979, 1981, 1999, 2015
LOSING STREAK (Overall)	
11	2010
9	1975
6	1987, 1995, 2004, 2015
BATTING AVERAGE	
.335	1999
.332	1997
.328	1977
.325	1998
.324	1988
AT-BATS	
2,510	1990
2,482	1997
2,451	1989
2,432	2013
2,417	2018
HITS	
823	1997
787	1999
784	1990
778	1989
767	1998

HITS PER GAME	
12.5	1999
12.1	1997
11.8	1998
11.4	1989
11.3	1996
RUNS SCORED	
633	1997
618	1989
596	1999
560	1990
542	1998
RUNS PER GAME	
9.5	1999
9.3	1997
9.1	1989
9.0	1983
8.4	1988, 2000
DOUBLES	
157	1989
156	1999
146	1998
145	1988
142	2000
TRIPLES	
33	1979
26	2000
24	1971
23	1977
21	1978, 1990
HOME RUNS	
97	1998
96	1989
83	1984, 1997
82	1999
77	1981
RUNS BATTED IN	
575	1997
549	1989
541	1999
498	1998
491	1988
WALKS	
405	1989
362	1990
355	1981
354	1983
352	1985

STRIKEOUTS (Offensive)	
561	2017
503	2018
448	1991
443	2012
440	1989
STOLEN BASES	
138	1978
103	1981
100	1979
98	1990
89	2011
INNINGS PITCHED	
642.1	2013
616.0	1990
614.2	2018
601.1	1989
600.1	1997
HITS ALLOWED	
668	1997
628	2010, 2018
595	2008
590	1996
580	1989
EARNED RUN AVERAGE	
1.61	1957
1.67	1970
2.29	1974
2.36	1969
2.38	1962
RUNS ALLOWED	
441	2008
440	2010
416	1997
387	2009
373	1998
WALKS ALLOWED	
357	2017
274	2008
268	1997
266	2018
265	1999
STRIKEOUTS (Pitching)	
655	1997
619	2018
588	2013
582	1999
576	2016

COMPLETE GAMES	
42	1981
32	1972
31	1970
30	1971
25	1979
SHUTOUTS	
10	1990
9	1970, 1992, 2016
8	1972, 1973, 1976, 1985, 1989, 2001, 2002, 2014
SAVES	
26	2017
24	2013
21	1998, 2012
19	2016
18	1994
FIELDING PERCENTAGE	
.981	2014
.980	2017
.977	2015
.975	2016
.974	1999, 2003
PUTOUTS	
1,927	2013
1,848	1990
1,844	2018
1,804	1989
1,801	1997
ASSISTS	
834	2013
786	2012
779	1989
766	2014
754	1990
ERRORS	
124	1994
111	1995
110	1985
107	1996, 1997
DOUBLE PLAYS	
80	2013
71	2012
69	1997
68	1985, 2006
63	1990, 2003, 2015, 2018

WINS (SEC games)	
21	2016
20	1989
19	1997
18	1984, 2014
17	1979, 1981, 1983, 1988, 1990, 1993, 1996, 2000, 2001, 2003, 2017
LOSSES (SEC games)	
24	2010
22	2015
21	2008
20	2009
17	2006, 2004
WINNING % (SEC games)	
.906	1962
.895	1979
.813	1949
.800	1953, 1989
.783	1984
WINNING STREAK (SEC games)	
14	1989
11	1979
10	1981, 2016
8	1970, 1983, 1992, 2003
7	1937, 1948, 1987, 1998
LOSING STREAK (SEC games)	
14	2010
13	1975
7	1939, 1946, 1952, 1959, 2002, 2004



THE LAST TIME...

RECORDS

- SEC Tournament | % - NCAA Regional | ^ - NCAA Super Regional | S - College World Series

A MISSISSIPPI STATE TEAM...

Won 15+ Consecutive Games	17 - Feb. 15-March 8, 2013
Won 10+ Consecutive Games	12 - April 30-May 25, 2016
Won 10+ Consecutive SEC Games	12 - April 30-May 25, 2016
Won 5+ Consecutive SEC Games	6 - March 24- April 1, 2017
Lost 5+ Consecutive Games	6 - May 7-16, 2015
Lost 5+ Consecutive SEC Games	6 - May 7-16, 2015
Swept a Three-Game Series	Florida; May 17-19, 2018
<i>at Home</i>	Florida; May 17-19, 2018
<i>on The Road</i>	at Ole Miss; March 30-April 1, 2017
Swept a Non-Conference Three-Game Series	Oregon; March 11-13, 2016
<i>at Home</i>	Oregon; March 11-13, 2016
<i>on The Road</i>	at Hawaii-Hilo; 1985
Swept a Three-Game SEC Series	Florida; May 17-19, 2018
<i>at Home</i>	Florida; May 17-19, 2018
<i>on The Road</i>	at Ole Miss; March 30-April 1, 2017
Was Swept in a Three-Game Series	Vanderbilt; March 16-18, 2018
<i>at Home</i>	Vanderbilt; March 16-18, 2018
<i>on The Road</i>	at Southern Miss; Feb. 16-18, 2018
Was Swept in a Three-Game Non-Conference Series	at Southern Miss; Feb. 16-18, 2018
<i>at Home</i>	Southeastern Louisiana; Feb. 26-28, 2010
<i>on The Road</i>	at Southern Miss; Feb. 16-18, 2018
Was Swept in a Three-Game SEC Series	Vanderbilt; March 16-18, 2018
<i>at Home</i>	Vanderbilt; March 16-18, 2018
<i>on The Road</i>	at Arkansas, March 17-19, 2017
Played An Extra-Inning Game	W, 10-6 (11 innings) - at Vanderbilt; June 10, 2018 ^
<i>Won An Extra-Inning Game</i>	W, 10-6 (11 innings) - at Vanderbilt; June 10, 2018 ^
<i>Lost An Extra-Inning Game</i>	L, 5-6 (11 innings) - at Oregon; March 5, 2017
Played Consecutive Extra-Inning Games	May 4-5, 2018; at Alabama, W, 14-12 (10 innings) and L, 3-4 (10 innings)
Won Consecutive Extra-Inning Games	May 10-11, 2014; Tennessee, W, 1-0 (10 innings) and W, 4-3 (12 innings)
Won on a Walk-Off	W, 1-0 - vs. Washington, June 16, 2018 \$
	Luke Alexander RBI single in the ninth inning
Won Consecutive Games Via A Walk-Off	May 10-11, 2014; Tennessee, W, 1-0 (10 innings) and W, 4-3 (12 innings)
	Seth Heck RBI single in the 10th inning
	Cody Walker bases loaded walk in the 12th inning

A MISSISSIPPI STATE OFFENSE...

Scored 30+ Runs	32 - Jackson State; 4/29/1988
Scored 25+ Runs	27 - Alcorn State; April 20, 2010
Scored 20+ Runs	27 - Alcorn State; April 20, 2010
Scored 15+ Runs	18 - at Kentucky; May 13, 2018
Scored 10+ Runs In An Inning	10 (7th) - at South Alabama; May 3, 2011
Scored 9+ Runs In An Inning	9 (6th) - Alabama; April 21, 2017
Scored 8+ Runs In An Inning	8 (8th) - vs. North Carolina; June 19, 2018 \$
Had 30+ Hits	30 - Kentucky; 4/30/1989
Had 25+ Hits	26 - Little Rock; Feb. 28, 1999
Had 20+ Hits	20 - at Kentucky; May 13, 2018
Had 6+ Home Runs	6 - at UAB; March 18, 2008
Had 5+ Home Runs	5 - Alabama; May 2, 2009
Hit Back-To-Back Home Runs	5th Inning, Cole Gordon (2R HR)/Tanner Poole (Solo) - Morehead State; February 21, 2017
Hit Back-To-Back-To-Back Home Runs	8th Inning, Russ Sneed (2R HR)/Connor Powers (Solo)/Ryan Duffy (Solo); Alabama, May 3, 2009
Had 3+ Triples	3 - Southern Cal; March 14, 2004
Had 8+ Doubles	8 - at Auburn; May 14, 2016
Had 7+ Doubles	8 - at Auburn; May 14, 2016
Had 6+ Doubles	8 - at Auburn; May 14, 2016
Had 10+ Walks	11 - Columbia; March 13, 2017
Stole 9+ Bases	10 - Arkansas-Pine Bluff; March 18, 2017
Stole 8+ Bases	10 - Arkansas-Pine Bluff; March 18, 2017
Didn't Strikeout in a Game	0 - at Auburn; May 14, 2016
Had Two or Fewer Strikeouts	2 - vs. Washington; June 16, 2018 \$
Was Shut Out	at LSU (0-4); March 31, 2018
<i>at Home</i>	Vanderbilt (0-5); March 16, 2018
<i>on The Road</i>	at LSU (0-4); March 31, 2018
<i>Back-To-Back Games</i>	Auburn (0-5, 0-4); March 27-28, 2015
<i>Three-Straight Games</i>	vs. Southern Miss (0-3); March 24, 2018 and Auburn (0-5, 0-4); March 27-28, 2015

RECORDS



A MISSISSIPPI STATE PITCHING STAFF...	
Held Opponent To 1 Hit	Akron; Feb. 18, 2011
Held Opponent To 2 Hits	vs. Louisiana Tech; June 5, 2016 %
Struck Out 20+ Batters	Not Since At Least 2004
Struck Out 15+ Batters	16; at Vanderbilt; June 10, 2018 ^
Did Not Issue A Walk	vs. Washington; June 16, 2018 \$
Shut Out An Opponent	vs. Washington; June 16, 2018 \$
at Home	Mississippi Valley State; April 11, 2017 (5-0)
on The Road	at Auburn; May 13, 2016 (4-0)
Neutral Site Game	vs. Washington; June 16, 2018 \$
Postseason Game	vs. Washington; June 16, 2018 \$
Recorded Back-To-Back Shutouts	2016 (Nicholls State, Feb. 28 [8-0] and Alcorn State, March 1 [14-0])
Shut Out An SEC Opponent	vs. Georgia; May 24, 2017 (3-0) #
At Home	Arkansas; May 19, 2016 (7-0)
On The Road	at Auburn; May 13, 2016 (4-0)

A MISSISSIPPI STATE BATTER HAD...	
Hit for the Cycle	Brad Freeman; South Alabama, Feb. 17, 1998
Walk-Off Hit	Luke Alexander; vs. Washington; June 16, 2018 \$
8+ At-Bats	8 - Adam Frazier & Brett Pirtle; vs. Missouri, May 21, 2013 #
6+ Hits	6 - Adam Frazier; at Virginia, June 8, 2013
5+ Hits	5 - Jake Mangum; Ole Miss, April 8, 2018
4+ Hits	5 - Jake Mangum; Ole Miss, April 8, 2018
2+ Hits In An Inning	2 - Luke Alexander (2B, 1B - 1st inning); Alabama State, April 11, 2018
	Jake Mangum (1B, 1B - 1st inning); Alabama State, April 11, 2018
5+ Runs	5 - Jon Knott; Little Rock, Feb. 28, 1999
4+ Runs	4 - Jake Mangum; Ole Miss, April 8, 2018
3+ Doubles	3 - Tanner Allen; vs. Samford, June 3, 2018 %
2+ Triples	2 - C.T. Bradford; at Arizona, March 9, 2014
3+ Home Runs	3 - Brent Rooker; vs. Kentucky, April 8, 2017
2+ Home Runs	2 - Elijah MacNamee; at Vanderbilt, June 8, 2018 ^
Inside-The-Park Home Run	Cody Brown; vs. Kentucky, April 7, 2017
Pinch Hit Home Run	Cole Gordon; vs. South Alabama, June 4, 2017
Leadoff Home Run (Top or bottom of 1st inning)	Jake Mangum (Top 1st); vs. Samford, June 3, 2018 %
Walk-Off Home Run	Elijah MacNamee (2-run HR); at Vanderbilt, June 8, 2018
Hit a Grand Slam	Jordan Westburg; vs. North Carolina, June 19, 2018 \$
Multiple Grand Slams	Never
A Pinch Hit Grand Slam	Never
10+ RBIs	11 - Jason Nappi; at UAB, March 18, 2008
9+ RBIs	9 - Ryan Duffy; vs. Jackson State, April 6, 2010
8+ RBIs	8 - Brent Rooker; vs. Indiana State, Feb. 24, 2017
7+ RBIs	7 - Jordan Westburg; vs. North Carolina, June 19, 2018 \$
10+ Total Bases	13 - Brent Rooker; vs. Kentucky, April 8, 2017
4+ Walks	4 - Seth Heck; vs. Marshall, Feb. 21, 2015
3+ Walks	3 - Justin Foscue; vs. Oklahoma, June 1, 2018
4+ Stolen Bases	4 - Derrick Armstrong; vs. Michigan State, March 1, 2014
3+ Stolen Bases	3 - Brent Rooker; vs. Arkansas-Pine Bluff, March 14, 2017
Stole Home	Hunter Stovall; vs. Alcorn State, March 1, 2016
3+ Hit By Pitches	3 - Brett Pirtle; vs. Alabama, May 5, 2013

A MISSISSIPPI STATE PITCHER HAD...	
A Perfect Game	J.T. Peatross; Mississippi College (1-0), 1918
A No-Hitter	Gene Morgan; at Hawaii-Hilo (2-0), April 6, 1985
A Complete Game	Jacob Billingsley; at Southern Miss (8-1), June 6, 2017 %
Complete-Game 1-Hitter	Unknown
Complete-Game 2-Hitter	Ricky Bowen; vs. Ole Miss, March 16, 2008
Consecutive Complete Games	Dakota Hudson; 2016 (at Auburn (4-0), May 13 and Arkansas (7-0), May 19)
A Complete-Game Shutout	Dakota Hudson; vs. Arkansas (7-0), May 19, 2016
at Home	Dakota Hudson; vs. Arkansas (7-0), May 19, 2016
on The Road	Dakota Hudson; at Auburn (4-0), May 13, 2016
SEC Game	Dakota Hudson; vs. Arkansas (7-0), May 19, 2016
as a Freshman	Scott Tanksley; vs. Mississippi College (6-0), April 20, 1993
Postseason Game	B.J. Wallace; vs. Nicholls State (1-0), May 21, 1992 %
15+ Strikeouts	17 - Chris Stratton; at LSU, March 16, 2012
10+ Strikeouts	13 - Konnor Pilkington; vs. Louisiana-Lafayette, March 2, 2018
Recorded Two Saves In One Day	Trevor Fitts; vs. Marshall and Alabama A&M, Feb. 22, 2015

A MISSISSIPPI STATE DEFENSE...	
Turned 5+ Double Plays	5 - San Diego, March 8, 2015
Turned 4+ Double Plays	5 - San Diego, March 8, 2015
Turned A Triple Play	Auburn-Montgomery, March 9, 1991
Had 5+ Errors	5 - at Vanderbilt, March 18, 2011
Threw Out 3 Base Runners	3 - Gavin Collins; Eastern Illinois, March 1, 2014



YEARLY TEAM LEADERS (OFFENSIVE)

YEAR	G	AB	R	H	2B	3B	HR	RBI	AVG	BB	SO	SB-SBA	PO	A	E	FLD%
1949	25	877	169	245	38	8	5	122	.279	9	—	9	649	263	38	.960
1950	19	615	139	167	24	7	10	112	.272	—	—	18	—	—	—	—
1951	20	714	144	213	29	10	8	115	.298	—	—	30	546	229	39	.952
1952	23	629	134	184	21	9	3	110	.293	—	—	23	477	235	133	.956
1953	22	770	144	217	25	8	10	112	.282	—	—	15	586	244	27	.969
1954	—	—	—	—	—	—	—	—	—	—	—	—	—	—	—	—
1955	19	656	111	180	15	12	6	93	.274	—	—	16	489	206	64	.916
1956	20	660	138	180	35	13	6	92	.273	—	—	8	480	187	52	.928
1957	18	544	98	140	15	10	6	74	.257	—	—	13	453	187	33	.951
1958	24	739	153	211	30	14	13	127	.286	—	—	15	—	—	—	—
1959	25	827	101	198	20	4	9	82	.239	—	—	—	—	—	—	—
1960	27	848	175	219	21	12	20	134	.259	—	—	28	—	—	50	—
1961	19	643	125	176	29	6	13	95	.274	—	—	15	505	172	25	.946
1962	26	905	170	247	38	10	33	147	.273	—	—	36	714	227	44	.955
1963	28	964	158	272	35	12	17	135	.281	—	—	36	759	260	41	.961
1964	29	945	138	232	36	11	19	119	.245	—	—	32	—	—	—	—
1965	26	772	120	219	33	9	17	102	.284	—	—	—	—	—	—	—
1966	31	1030	158	257	42	10	20	132	.250	123	184	13	—	—	—	—
1967	31	967	124	249	36	18	9	108	.259	—	—	—	738	317	49	.956
1968	33	997	139	246	34	15	14	118	.247	98	218	43	808	334	58	.952
1969	30	960	141	259	31	15	19	112	.270	84	155	27	747	275	52	.958
1970	40	1206	189	336	49	19	23	154	.279	115	220	33	961	306	44	.966
1971	44	1435	249	417	56	24	30	214	.290	136	358	48	1102	421	56	.965
1972	40	1080	164	285	36	15	26	149	.264	130	178	25	867	351	53	.958
1973	31	826	111	209	27	4	12	100	.253	79	115	33	657	216	25	.972
1974	27	767	99	183	30	12	10	81	.239	86	75	13	601	243	37	.958
1975	40	1052	114	226	42	6	8	97	.215	113	159	39	877	372	74	.944
1976	45	1293	182	319	42	11	13	145	.247	164	152	50	1068	424	86	.946
1977	48	1591	372	522	90	23	26	331	.328	255	157	75	1155	444	69	.959
1978	56	1849	419	537	74	21	39	348	.290	297	222	138-162	1371	572	86	.958
1979	60	1998	473	622	109	33	36	426	.311	310	242	100-129	1501	649	102	.955
1980	50	1576	278	416	62	13	19	247	.264	259	219	83-99	1240	523	85	.954
1981	63	2088	515	637	120	18	77	458	.305	355	330	103-139	1552	667	90	.961
1982	51	1660	363	494	76	8	41	315	.298	266	224	68-89	1211	564	82	.956
1983	57	1949	515	614	117	17	72	461	.315	354	290	86-115	1415	710	95	.957
1984	61	2025	505	611	106	19	83	461	.302	345	304	74-102	1502	702	94	.959
1985	65	2130	504	628	135	13	74	444	.295	352	322	84-110	1593	682	110	.954
1986	55	1768	369	513	75	17	57	337	.290	291	315	87-110	1356	602	89	.957
1987	61	2085	429	625	117	14	69	396	.300	308	410	44-60	1554	671	78	.966
1988	64	2215	537	717	145	16	73	491	.324	324	420	51-71	1617	682	95	.960
1989	68	2451	618	778	157	11	96	549	.317	405	440	49-74	1804	779	104	.961
1990	71	2510	560	784	135	21	53	490	.312	362	437	98-139	1848	754	103	.962
1991	63	2091	428	595	121	11	47	371	.285	314	448	37-68	1631	682	89	.963
1992	62	2097	349	563	97	14	39	315	.268	298	410	49-75	1653	656	91	.962
1993	62	2125	394	633	128	18	68	370	.298	280	377	24-46	1602	686	84	.965
1994	59	2034	381	560	152	14	54	342	.275	287	434	40-68	1570	675	124	.948
1995	59	2037	398	575	130	20	51	349	.282	269	435	68-88	1532	663	111	.952
1996	62	2251	444	701	141	12	69	402	.311	267	403	56-85	1654	690	107	.956
1997	68	2482	633	823	128	20	83	575	.332	310	422	69-96	1801	708	107	.959
1998	65	2362	542	767	146	17	97	498	.325	263	395	75-89	1712	671	90	.964
1999	63	2349	596	787	156	19	82	541	.335	300	427	37-50	1676	645	62	.974
2000	61	2203	513	682	142	26	69	459	.310	301	396	49-62	1625	632	84	.964
2001	63	2172	381	594	80	16	38	338	.273	297	423	52-74	1702	680	85	.966
2002	59	2103	446	637	125	11	46	411	.303	274	411	44-64	1551	657	79	.965
2003	63	2280	416	694	131	15	49	383	.304	222	436	56-74	1718	713	64	.974
2004	59	2126	379	660	106	15	59	354	.310	209	387	39-62	1589	620	87	.962
2005	64	2226	382	662	115	16	34	346	.297	226	422	35-49	1675	689	76	.969
2006	60	2172	438	668	127	11	55	397	.308	281	410	49-58	1600	651	92	.961
2007	60	2191	419	692	126	10	51	384	.316	205	401	42-63	1618	569	81	.964
2008	56	1979	351	571	103	6	53	313	.289	252	448	47-61	1481	602	76	.965
2009	54	1812	356	540	103	11	61	338	.298	250	461	72-93	1397	524	64	.969
2010	56	1923	412	569	112	13	68	378	.296	264	431	57-73	1459	632	90	.959
2011	63	2106	380	591	102	17	30	338	.281	265	414	89-120	1662	632	64	.973
2012	64	2085	287	524	97	5	21	255	.251	261	443	45-72	1755	786	81	.969
2013	71	2432	414	713	104	15	30	370	.293	287	433	59-79	1927	834	82	.971
2014	63	2094	311	575	70	9	16	282	.275	273	372	68-95	1714	766	48	.981
2015	54	1821	285	493	87	8	22	244	.271	253	315	47-62	1448	724	50	.977
2016	63	2216	405	682	132	17	47	376	.308	235	378	51-63	1701	682	61	.975
2017	67	2282	373	648	116	15	59	339	.284	223	561	75-113	1798	647	49	.980
2018	68	2417	408	670	141	14	45	367	.277	247	503	34-46	1844	657	70	.973



YEARLY TEAM LEADERS (PITCHING)

YEAR	G	W-L	PCT	ERA	SV	CG	SHO	IP	H	R-ER	BB	SO	HR	BK	HB	WP
1949	25	19-6	.760	2.62	1	20	0	216.1	179	102-63	79	125	8	—	—	—
1950	19	13-6	.684	3.74	—	—	1	169.0	149	87-70	52	88	—	—	—	—
1951	20	11-9	.550	4.87	—	—	1	182.0	143	132-98	146	144	—	—	—	—
1952	23	12-11	.522	4.36	—	—	1	159.0	153	100-77	104	62	—	—	—	—
1953	22	15-7	.682	—	—	—	4	206.0	170	82	85	115	—	—	—	—
1954	—	—	—	—	—	—	—	—	—	—	—	—	—	—	—	—
1955	19	9-10	.474	4.26	—	—	1	163.0	188	117-89	96	100	—	—	—	—
1956	20	11-9	.550	—	—	14	2	160.0	149	93	69	116	—	—	—	—
1957	15	10-5	.667	1.61	—	—	3	151.0	93	39-27	64	106	—	—	4	—
1958	24	14-10	.583	3.38	—	—	1	189.0	179	97-71	96	150	—	—	—	—
1959	—	—	—	—	—	—	—	—	—	—	—	—	—	—	—	—
1960	27	16-11	.593	3.88	—	6	2	215.2	191	119-93	111	168	—	—	—	—
1961	19	12-7	.632	2.46	—	7	1	168.1	126	62-46	102	164	10	—	—	—
1962	26	21-5	.808	2.38	—	18	4	238.0	172	84-63	108	234	—	—	—	—
1963	28	17-11	.607	2.95	—	—	3	253.0	185	108-83	118	238	10	—	—	—
1964	29	17-12	.586	2.70	—	—	4	266.2	179	110-80	144	210	—	—	—	—
1965	26	16-10	.615	2.53	—	—	5	231.2	165	86-65	124	212	6	—	—	—
1966	31	20-11	.645	3.00	—	19	3	270.0	220	114-90	127	249	13	—	—	—
1967	31	17-14	.548	3.82	—	16	3	250.1	249	130-106	97	199	9	—	—	—
1968	33	16-17	.485	3.27	—	17	2	269.1	276	131-98	74	209	14	—	—	—
1969	30	20-10	.667	2.36	—	22	5	259.0	210	91-68	85	187	7	—	—	—
1970	40	32-8	.800	1.67	—	31	9	323.1	247	88-60	95	273	6	—	—	—
1971	44	32-12	.727	3.28	—	30	6	366.2	334	174-134	148	279	11	—	—	—
1972	40	24-16	.600	2.43	—	32	8	289.0	208	112-80	113	251	16	—	—	—
1973	31	16-14	.533	3.21	1	23	8	219.0	188	102-78	90	166	17	—	—	—
1974	27	13-14	.481	2.29	—	15	5	200.1	142	76-51	103	144	9	—	—	—
1975	40	16-24	.400	3.69	6	14	6	292.1	236	161-120	181	170	8	—	—	23
1976	45	28-17	.622	2.88	4	21	8	356.0	313	155-114	174	249	15	—	—	13
1977	48	33-15	.688	3.65	7	20	4	385.0	335	214-156	189	275	34	—	—	19
1978	56	38-18	.679	4.18	8	24	0	457.0	460	280-212	215	268	51	—	—	14
1979	60	48-12	.800	3.40	13	25	6	500.1	437	258-189	254	327	30	—	—	26
1980	50	31-19	.620	3.33	7	19	6	413.1	389	207-153	167	237	24	—	—	18
1981	63	46-17	.730	4.21	7	42	2	517.1	563	310-242	224	341	37	—	—	34
1982	51	28-23	.549	4.48	6	17	5	403.2	418	268-201	187	218	32	—	—	28
1983	57	42-15	.737	4.60	10	13	4	471.2	520	320-241	220	271	33	—	—	32
1984	61	45-16	.738	4.17	6	24	2	500.2	503	297-232	240	369	42	—	—	40
1985	65	50-15	.769	3.34	11	20	8	531.0	491	267-197	234	410	38	—	—	34
1986	55	34-21	.618	4.28	6	10	4	452.0	485	282-215	173	370	48	—	—	30
1987	61	39-22	.639	4.86	8	13	6	517.0	538	322-279	244	399	58	6	13	48
1988	64	44-20	.688	3.91	17	2	5	539.0	545	298-234	237	440	37	6	26	32
1989	68	54-14	.794	3.73	13	3	8	601.1	580	315-249	256	414	41	8	15	40
1990	71	50-21	.704	3.78	12	12	10	616.0	567	314-259	244	454	45	5	35	27
1991	63	42-21	.667	3.77	13	5	5	543.2	515	278-228	261	450	42	3	38	37
1992	62	40-22	.645	3.22	12	10	9	551.0	509	261-197	209	504	28	2	34	47
1993	62	41-21	.661	3.74	14	9	5	534.0	533	284-222	235	455	35	3	25	59
1994	59	36-23	.610	4.16	18	8	4	523.1	529	334-242	239	479	29	3	32	36
1995	59	34-25	.576	3.58	9	9	6	510.2	521	278-203	194	454	19	2	28	65
1996	62	38-24	.613	4.00	10	14	1	551.1	590	326-245	226	527	45	6	47	47
1997	68	47-21	.691	5.07	16	5	1	600.1	668	416-338	268	655	78	6	26	70
1998	65	42-23	.646	4.97	21	1	4	570.2	627	373-315	233	564	78	7	25	60
1999	63	42-21	.666	4.08	11	5	6	558.2	534	292-252	265	582	39	4	36	58
2000	61	41-20	.683	4.79	15	3	4	541.2	554	331-288	253	502	40	6	43	5
2001	63	39-24	.619	3.73	13	1	8	567.1	534	283-235	210	539	38	9	55	42
2002	59	34-24	.586	4.30	7	1	8	517.0	534	305-247	182	406	38	8	50	42
2003	63	42-20	.677	3.58	10	4	4	572.2	528	281-228	233	493	33	16	46	36
2004	59	35-24	.593	4.47	9	2	3	529.2	548	314-263	183	428	42	6	35	34
2005	64	42-24	.656	3.51	12	5	3	558.1	569	274-218	199	431	42	8	41	39
2006	60	37-23	.617	4.22	10	5	1	533.1	572	302-250	162	409	49	8	48	32
2007	60	38-22	.633	4.86	18	3	1	539.1	637	350-291	166	496	53	12	50	32
2008	56	23-33	.411	6.82	8	1	2	493.2	595	441-374	274	451	61	5	59	54
2009	54	25-29	.463	6.57	12	5	1	465.2	566	387-340	246	365	66	7	63	52
2010	56	23-33	.411	6.90	7	4	1	486.1	628	440-373	253	387	62	5	60	52
2011	63	38-25	.603	4.39	16	1	6	554.0	572	311-270	227	481	37	5	44	63
2012	64	40-24	.625	2.58	21	3	6	585.0	516	219-168	181	536	17	6	55	40
2013	71	51-20	.718	2.79	24	3	6	642.1	533	255-199	234	588	21	5	68	34
2014	63	39-24	.619	3.06	16	4	8	571.1	514	228-194	211	513	13	6	60	70
2015	54	24-30	.444	4.51	9	5	0	482.2	495	279-242	199	395	39	1	62	52
2016	63	44-18	.698	3.35	19	5	9	567.0	525	249-211	208	576	29	6	59	49
2017	47	40-27	.597	4.94	26	2	3	599.1	540	353-329	357	562	40	8	71	74
2018	68	39-29	.573	4.42	14	0	3	614.2	628	341-302	266	619	45	6	66	76



YEARLY INDIVIDUAL LEADERS (OFFENSIVE)

AT-BATS			RUNS SCORED			HITS			BATTING AVERAGE		
Year	Player	ABs	Year	Player	R	Year	Player	H	Year	Player	AVG.
1949	Jimmy Bragan	111	1949	Jimmy Bragan	26	1949	Jimmy Bragan	41	1949	Jimmy Bragan	.369
1950	Dan Murphy	72	1950	Jimmy Bragan, Dan Murphy	22	1950	Jimmy Bragan	26	1950	Jimmy Bragan	.371
1951	Frank Bragan	87	1951	Dan Murphy	21	1951	Frank Bragan	28	1951	Gerald Walker	.329
1952	Bill Hinton	77	1952	Bill Hinton	23	1952	Dan Murphy	28	1952	Dan Murphy	.389
1953	Bill Hinton	91	1953	Frank Bragan	26	1953	Frank Bragan	32	1953	Frank Bragan	.360
1954	Doug Litton	61	1954	Charles Dickinson	16	1954	Jackie Parker	23	1954	Jackie Parker	.418
1955	Terry Murphy	78	1955	Braxton Nail	20	1955	Braxton Nail	27	1955	Braxton Nail	.380
1956	Charles Dickinson	75	1956	Charles Dickinson	18	1956	Charles Dickinson	26	1956	Don Gardiner	.348
1957	James McNally, Molly Halbert	60	1957	Don Gardiner	19	1957	James McNally	20	1957	James McNally	.333
1958	Larry Gore	87	1958	Charles Turner	24	1958	Charles Turner, Larry Gore	32	1958	Charles Turner	.395
1959	Gary Dempsey	91	1959	Larry Gore	14	1959	Larry Gore	28	1959	Don McNair	.325
1960	Larry Adams	108	1960	Larry Adams	30	1960	Gary Dempsey	36	1960	Gary Dempsey	.371
1961	Gary Dempsey	78	1961	Larry Brannon	16	1961	Gary Dempsey	24	1961	Hal Green	.339
1962	Bill Etheridge	100	1962	Bill Etheridge	23	1962	Bill Etheridge	37	1962	Bill Etheridge	.370
1963	Bill Etheridge	119	1963	Wayne Meadows	22	1963	Wayne Meadows	42	1963	Wayne Meadows	.368
1964	Aubrey Nichols	107	1964	Aubrey Nichols	20	1964	Wayne Meadows	30	1964	Russ Gatlin	.348
1965	Mike Burns, Del Unser	99	1965	Del Unser	24	1965	Mike Burns	33	1965	Mike Burns	.333
1966	Mike Burns	122	1966	Del Unser	31	1966	Del Unser	39	1966	Del Unser	.333
1967	Jim Howarth	124	1967	Jim Howarth	21	1967	Jim Howarth	36	1967	Gary Washington	.330
1968	Jim Howarth	114	1968	Jocko Potts	23	1968	Jim Howarth	40	1968	Sammy Fletcher	.364
1969	Bobby Crosswell	116	1969	Ted Milton	26	1969	Ted Milton	32	1969	Tom Miller	.349
1970	Dave Phares	151	1970	Dave Phares	33	1970	Dave Phares	49	1970	Ted Milton	.328
1971	Bobby Crosswell	175	1971	Phil Still	42	1971	Phil Still	53	1971	Donnie Davis	.368
1972	Ted Milton, Rick Counts	123	1972	Rick Spica, Wayne Pinkerton	22	1972	Rick Spica	39	1972	Rick Spica	.378
1973	Joe Bob Cole	104	1973	Wayne Pinkerton	19	1973	Joe Bob Cole	30	1973	Rick Counts	.311
1974	Wayne Pinkerton	98	1974	Wayne Pinkerton	19	1974	Wayne Pinkerton	30	1974	Rick Davidson	.321
1975	Larry Buckley, Bill Montgomery	124	1975	Steve Hill	16	1975	Steve Hill	39	1975	Steve Hill	.317
1976	Mike Kelley	163	1976	Ken Lee	24	1976	Mike Kelley	50	1976	Mike Kelley	.307
1977	Mike Kelley	193	1977	Mike Kelley, Howie McCann	53	1977	Mike Kelley	74	1977	Nat Showalter	.459
1978	Del Bender	214	1978	Del Bender	54	1978	Russ Aldrich	73	1978	Russ Aldrich	.343
1979	Mike Kelley	235	1979	Mike Kelley	74	1979	Mike Kelley	94	1979	Mike Kelley	.400
1980	Randy Schlosser	188	1980	Mark Gillaspie	34	1980	Mark Gillaspie	54	1980	Mark Gillaspie	.348
1981	Dave Klipstein	251	1981	Mark Gillaspie	81	1981	Mark Gillaspie	85	1981	Mark Gillaspie	.410
1982	Dave Klipstein	200	1982	Mike Bradford	49	1982	Dave Klipstein	77	1982	Dave Klipstein	.385
1983	Rafael Palmeiro	234	1983	Dan Van Cleve	80	1983	Rafael Palmeiro	95	1983	Rafael Palmeiro	.406
1984	Dan Van Cleve	240	1984	Rafael Palmeiro	87	1984	Rafael Palmeiro	98	1984	Rafael Palmeiro	.415
1985	Rafael Palmeiro	250	1985	Will Clark	75	1985	Will Clark	94	1985	Will Clark	.420
1986	Brad Hildreth	210	1986	Brad Hildreth	48	1986	Dan Paradoa	77	1986	Dan Paradoa	.376
1987	Dan Paradoa	236	1987	Burke Masters	53	1987	Dan Paradoa	82	1987	Dan Paradoa	.347
1988	John Cohen	253	1988	Pete Young	66	1988	John Cohen	84	1988	Jody Hurst	.371
1989	Tommy Raffo	266	1989	Jody Hurst	79	1989	Tommy Raffo	102	1989	Tommy Raffo	.383
1990	David Mitchell	287	1990	Burke Masters	73	1990	Tommy Raffo	97	1990	Tommy Raffo	.358
1991	Steve Hegan	245	1991	Steve Hegan	61	1991	Steve Hegan	76	1991	Jimmy Gammill	.374
1992	Steve Hegan	238	1992	Paul Petrusis	53	1992	Paul Petrusis	79	1992	Paul Petrusis	.338
1993	Paul Petrusis	247	1993	Rex Buckner	52	1993	Rex Buckner	84	1993	Rex Buckner	.349
1994	Scott Tribolet	242	1994	Scott Tribolet	61	1994	Scott Tribolet	74	1994	Ricky Joe Redd	.324
1995	Scott Tribolet	217	1995	Scott Tribolet	56	1995	Scott Tribolet	63	1995	Brian Clark	.314
1996	Rob Hauswald	254	1996	Rob Hauswald	63	1996	Rob Hauswald	63	1996	Adam Piatt	.370
1997	Richard Lee	276	1997	Brooks Bryan	81	1997	Richard Lee	100	1997	Richard Lee	.362
1998	Rusty Thoms	268	1998	Brad Freeman	73	1998	Brian Wiese	103	1998	Brian Wiese	.412
1999	Brian Wiese	252	1999	Brian Wiese	74	1999	Travis Chapman	99	1999	Travis Chapman	.403
2000	Shane Kelly	269	2000	Shane Kelly	75	2000	Shane Kelly	87	2000	Ty Martin	.352
2001	Matthew Maniscalco	244	2001	Michael Brown	47	2001	Jon Knott	70	2001	Jon Knott	.359
2002	Matthew Maniscalco	254	2002	Matthew Brinson	61	2002	Steve Gendron	84	2002	Steve Gendron	.351
2003	Matthew Maniscalco	278	2003	Matthew Maniscalco	57	2003	Matthew Maniscalco	94	2003	Robby Goodson	.358
2004	Steve Gendron	263	2004	Brad Corley	60	2004	Brad Corley	93	2004	Brad Corley	.380
2005	Brad Corley	263	2005	Brad Jones	48	2005	Brad Corley	83	2005	Joseph McCaskill	.377
2006	Jeffrey Rea	250	2006	Edward Easley	60	2006	Jeffrey Rea	94	2006	Thomas Berkery	.383
2007	Jeffrey Rea	245	2007	Edward Easley	59	2007	Edward Easley	87	2007	Brandon Turner	.399
2008	Russ Sneed	215	2008	Grant Hogue	47	2008	Grant Hogue	63	2008	Connor Powers	.348
2009	Connor Powers	196	2009	Connor Powers	49	2009	Russ Sneed	62	2009	Scott DeLoach	.353
2010	Connor Powers	214	2010	Nick Vickerson	58	2010	Connor Powers	81	2010	Connor Powers	.379
2011	C.T. Bradford	244	2011	Nick Vickerson	57	2011	Jarrod Parks	77	2011	Jarrod Parks	.363
2012	Adam Frazier	245	2012	Adam Frazier	45	2012	Adam Frazier	91	2012	Adam Frazier	.371
2013	Adam Frazier	304	2013	Adam Frazier	62	2013	Adam Frazier	107*	2013	Adam Frazier	.352
2014	Brett Pirtle	240	2014	Brett Pirtle	35	2014	Brett Pirtle	87	2014	Brett Pirtle	.363
2015	Jacob Robson	185	2015	Jacob Robson	41	2015	Jacob Robson	60	2015	Jacob Robson	.324
2016	Nathaniel Lowe	247	2016	Nathaniel Lowe	44	2016	Nathaniel Lowe	86	2016	Jake Mangum	.408
2017	Jake Mangum	278	2017	Brent Rooker	60	2017	Brent Rooker	96	2017	Brent Rooker	.387
2018	Jake Mangum	288	2018	Jake Mangum	63	2018	Jake Mangum	101	2018	Jake Mangum	.351

BOLD = LED SEC

RECORDS



HOME RUNS			RUNS BATTED IN			STOLEN BASES		
Year	Player	HR	Year	Player	RBI	Year	Player	SB
1949	Alex Grammas	2	1949	Alex Grammas	22	1949	Jimmy Bragan	3
1950	Jimmy Bragan, Don Robinson	3	1950	Jimmy Bragan	20	1950	Jimmy Bragan	7
1951	Bill Hinton	4	1951	Joe Roy Adams	15	1951	Frank Bragan, Dan Murphy	7
1952	Dan Murphy	2	1952	Lewis Gilardoni	17	1952	Bill Hinton	8
1953	Bill Hinton	3	1953	Lewis Gilardoni	21	1953	Frank Bragan	6
1954	Jackie Parker, Braxton Nail	1	1954	Braxton Nail	22	1954	Jackie Parker, Charles Dickinson	11
1955	Braxton Nail	3	1955	Braxton Nail	19	1955	Charles Dickinson	8
1956	Charles Dickinson	2	1956	Terry Murphy	15	1956	Charles Dickinson, Terry Murphy	2
1957	Molly Halbert	4	1957	Molly Halbert	16	1957	Don McNair, Frank Power	3
1958	Jim Boring	5	1958	Charles Turner, Larry Gore	23	1958	Jim Boring	5
1959	B. Craig, J. Goodwin, C. Turner	2	1959	Jim Goodwin	14	1959	Don McNair	8
1960	Gary Dempsey	5	1960	Gary Dempsey	21	1960	Gary Dempsey	6
1961	Larry Brannon	5	1961	Larry Brannon	16	1961	Hal Green, Gary Dempsey	3
1962	H.K. Etheridge	6	1962	H.K. & Bill Etheridge	23	1962	Bill Etheridge	9
1963	H.K. Etheridge	7	1963	H.K. Etheridge	30	1963	Bill Etheridge	7
1964	Mike Burns	4	1964	Russ Gatlin	20	1964	Aubrey Nichols	13
1965	Del Unser	7	1965	Del Unser	23	1965	Del Unser	5
1966	Del Unser	7	1966	Del Unser	22	1966	Del Unser	6
1967	Gary Washington	4	1967	Gary Washington	25	1967	Jim Howarth	7
1968	Jim Howarth	3	1968	Sammy Fletcher	19	1968	Phil Still	9
1969	Ted Milton	8	1969	Ted Milton	21	1969	M. Washington, B. Croswell, J. Potts	6
1970	Fred Yilling	8	1970	Ted Milton	28	1970	Bobby Croswell	12
1971	Phil Still	11	1971	Phil Still	37	1971	Bobby Croswell	10
1972	Rick Counts	7	1972	Rick Counts	28	1972	Wayne Pinkerton	6
1973	Rick Counts	5	1973	Rick Counts	24	1973	Dale Holland	10
1974	Wayne Pinkerton	3	1974	Joe Bob Cole	15	1974	Wayne Pinkerton	4
1975	Steve Hill, Larry Buckley	2	1975	Steve Hill	17	1975	Fred Dunlap	8
1976	Fred Dunlap	6	1976	Fred Dunlap, Mike Kelley	21	1976	Bill Montgomery	14
1977	Del Bender	9	1977	Nat Showalter	44	1977	Mike Kelley	25
1978	Del Bender	17	1978	Del Bender	62	1978	Del Bender	21
1979	Rick Dixon, Bob Kocol	8	1979	Bob Kocol	65	1979	Mike Kelley	27
1980	Bruce Castoria	8	1980	John McDonald	39	1980	Randy Schlosser	19
1981	Bruce Castoria	29	1981	Bruce Castoria	98	1981	Dave Klipstein	28
1982	Bruce Castoria	15	1982	Bruce Castoria	59	1982	Dave Klipstein	18
1983	Rafael Palmeiro	18	1983	Brad Winkler	79	1983	Dan Van Cleve	16
1984	Rafael Palmeiro	29	1984	Rafael Palmeiro	94	1984	Dan Van Cleve	15
1985	Will Clark	25	1985	Will Clark	77	1985	Dan Van Cleve	38
1986	John Mitchell	13	1986	Mike McCraney, John Mitchell	57	1986	Barry Winford	18
1987	Tracy Echols	12	1987	John Mitchell	55	1987	Burke Masters	9
1988	Richie Grayum	13	1988	Richie Grayum	68	1988	Barry Winford	11
1989	Tommy Raffo	22	1989	Tommy Raffo	80	1989	Burke Masters	9
1990	Tracy Echols	14	1990	John Cohen	71	1990	Jon Shave	24
1991	Rob Norman	8	1991	Charlie Anderson	49	1991	Steve Hegan	7
1992	Rex Buckner	13	1992	Rex Buckner	50	1992	Chuck Daniel	11
1993	Ricky Joe Redd	13	1993	Drew Williams	52	1993	Paul Petruilis	4
1994	Drew Williams	16	1994	Drew Williams	69	1994	Scott Tribolet	16
1995	David Hayman	17	1995	David Hayman	55	1995	Scott Tribolet	15
1996	Rob Hauswald	16	1996	Rob Hauswald	63	1996	Damian Scioneaux	15
1997	Richard Lee	19	1997	Richard Lee	90	1997	Damian Scioneaux	20
1998	Richard Lee	19	1998	Richard Lee	85	1998	Brad Freeman, Rusty Thoms	16
1999	Brian Wiese	19	1999	Brian Wiese	66	1999	Brian Wiese	8
2000	Jon Knott	16	2000	Jon Knott	66	2000	Shane Kelly	17
2001	Jon Knott	8	2001	Josh West	49	2001	Phillip Willingham	11
2002	Matthew Brinson	14	2002	Matthew Brinson	71	2002	Matthew Maniscalco	12
2003	Matthew Brinson	8	2003	Matthew Brinson	49	2003	Matthew Maniscalco	20
2004	Brad Corley	19	2004	Craig Tatum	60	2004	Jeffrey Rea	11
2005	Thomas Berkery	7	2005	Thomas Berkery	55	2005	Joseph Hunter	8
2006	Brian LaNinfa	11	2006	Brian LaNinfa	50	2006	Jeffrey Rea	14
2007	Edward Easley	12	2007	Edward Easley	63	2007	Jeffrey Rea	13
2008	Tyler Moore	14	2008	Tyler Moore	46	2008	Grant Hogue	25
2009	Connor Powers	19	2009	Connor Powers	63	2009	Grant Hogue	29
2010	Connor Powers	16	2010	Connor Powers	68	2010	Nick Vickerson	10
2011	Nick Vickerson	9	2011	Nick Vickerson	37	2011	Nick Vickerson	28
2012	Trey Porter, Wes Rea	5	2012	Wes Rea	41	2012	Adam Frazier	9
2013	Hunter Renfro	16	2013	Hunter Renfro	65	2013	Adam Frazier, Hunter Renfro	9
2014	Wes Rea	5	2014	Wes Rea	41	2014	Derrick Armstrong	14
2015	Wes Rea	6	2015	Wes Rea	38	2015	Jacob Robson	21
2016	Brent Rooker	11	2016	Brent Rooker	54	2016	Jacob Robson	18
2017	Brent Rooker	23	2017	Brent Rooker	82	2017	Brent Rooker	18
2018	Elijah MacNamee	8	2018	Tanner Allen	45	2018	Jake Mangum	14

BOLD = LED SEC



YEARLY INDIVIDUAL LEADERS (PITCHING)

WINS			ERA			STRIKEOUTS			INNINGS PITCHED		
Year	Player	W	Year	Player	ERA	Year	Player	K	Year	Player	IP
1949	Phil Brandon	8	1949	Phil Brandon	2.29	1949	Phil Brandon	52	1949	Phil Brandon	2.2
1950	Joe Sheppard	7	1950	Joe Sheppard	1.87	1950	Joe Sheppard	45	1950	Joe Sheppard	65.0
1951	Floyd Johnson, Beverly Goss	4	1951	Floyd Johnson	2.33	1951	Beverly Goss	45	1951	Beverly Goss	47.0
1952	Curt Monroe	4	1952	Curt Monroe	2.84	1952	Curt Monroe	23	1952	Curt Monroe	57.0
1953	Curt Monroe	6	1953	Curt Monroe	3.20	1953	Charlie Williams	42	1953	Curt Monroe	78.2
1954	Bobo Matthews, Charlie Williams	3	1954	Charlie Williams	2.41	1954	Charlie Williams	32	1954	Charlie Williams	56.0
1955	Joe Wilson, Leon Beasley	3	1955	Joe Wilson	4.22	1955	Charlie Williams	37	1955	Charlie Williams	40.1
1956	Joe Wilson	4	1956	Wayne Robbins	4.18	1956	Monroe Mitchell	56	1956	Wayne Robbins	47.1
1957	Jim Pruett	6	1957	Jim Pruett	1.03	1957	Jim Pruett	42	1957	Jim Pruett	52.1
1958	Wayne Robbins	6	1958	Bill Shoenrock	2.23	1958	Wayne Robbins	43	1958	Wayne Robbins	66.2
1959	Jim Pruett, Ronnie Davis	4	1959	Jim Pruett	1.50	1959	Jim Pruett	27	1959	Not Available	--
1960	Neal Sheffield	5	1960	Guy Parker	2.84	1960	Jerry Merriman	56	1960	Jerry Merriman	56.2
1961	Frank Montgomery, Neal Sheffield	3	1961	Neal Sheffield	1.99	1961	Sammy Ellis	73	1961	Sammy Ellis	57.2
1962	Frank Montgomery	10	1962	Frank Montgomery	0.68	1962	Frank Montgomery	102	1962	Frank Montgomery	92.0
1963	Doug Hutton, Lloyd Langston	5	1963	Claude Reader	2.08	1963	Frank Montgomery	88	1963	Frank Montgomery	66.2
1964	Ken Tatum	4	1964	Frank Chambers	1.50	1964	Frank Chambers	51	1964	Ken Tatum	50.1
1965	Ken Tatum	7	1965	Claude Passeau	1.51	1965	Ken Tatum	62	1965	Ken Tatum	73.2
1966	Ken Tatum	10	1966	Bo Gregory	2.43	1966	Ken Tatum	84	1966	Ken Tatum	95.1
1967	Dennis Hall	7	1967	Brantley Jones	2.29	1967	Brantley Jones	55	1967	Brantley Jones	55.0
1968	Brantley Jones	7	1968	Glenn Wallace	2.22	1968	Brantley Jones	78	1968	Brantley Jones	76.1
1969	Mike Proffitt	6	1969	Glenn Wallace	1.46	1969	Mike Proffitt	57	1969	Mike Proffitt	68.2
1970	Brantley Jones	9	1970	Dennis Hall	0.63	1970	Mike Proffitt, Brantley Jones	55	1970	Brantley Jones	77.0
1971	Mike Proffitt	11	1971	Mike Proffitt	2.02	1971	Jerry Thompson	89	1971	Jerry Thompson	109.0
1972	Mike Proffitt	7	1972	Mike Proffitt	1.41	1972	Mike Proffitt	73	1972	Mike Proffitt	70.0
1973	Butch Holmes, Steve Griffith	5	1973	Butch Holmes	1.07	1973	Steve Griffith	51	1973	Steve Griffith	61.2
1974	Lamar Pritchard, Bobby Myrick	5	1974	Lamar Pritchard	1.44	1974	Bobby Myrick	61	1974	Bobby Myrick	57.2
1975	Don Robinson	4	1975	Harvey Luby	1.88	1975	Don Robinson	59	1975	Don Robinson	67.2
1976	Don Robinson	8	1976	Don Robinson	2.50	1976	Don Robinson	78	1976	Gary Willoughby	98.0
1977	Jack Lazorko	10	1977	Gary Willoughby	2.30	1977	Don Robinson	77	1977	Jack Lazorko	102.0
1978	Jack Lazorko, Bobby Maher	8	1978	Jack Lazorko	2.92	1978	Buddy Maher	55	1978	Buddy Maher	88.0
1979	Ken Kurtz	12	1979	Ken Kurtz	2.09	1979	Ken Kurtz	100	1979	Ken Kurtz	116.0
1980	Four Tied	5	1980	Perry Cliburn	1.79	1980	Don Mundie	49	1980	Perry Cliburn	80.2
1981	Don Mundie	14	1981	John Shrewsberry	1.69	1981	Don Mundie	91	1981	Don Mundie	145.0
1982	Hans Herzog	8	1982	Bill Bond	3.33	1982	Allen Morlock	39	1982	Hans Herzog	83.2
1983	Hans Herzog	12	1983	Will McCraney	2.35	1983	Jeff Brantley	81	1983	Hans Herzog	118.0
1984	Jeff Brantley	13	1984	Jeff Brantley	2.65	1984	Jeff Brantley	115	1984	Jeff Brantley	132.2
1985	Jeff Brantley	18	1985	Gene Morgan	2.28	1985	Jeff Brantley	136	1985	Jeff Brantley	145.2
1986	Trent Intorcja	8	1986	Will McCraney	2.95	1986	Steve King	71	1986	Trent Intorcja	96.1
1987	Mike Martin	11	1987	Mike Martin	4.11	1987	Mike Martin	80	1987	Mike Martin	116.0
1988	Terry Ellis	10	1988	Bobby Reed	1.09	1988	Rob Norman	71	1988	Terry Ellis	105.1
1989	Bobby Reed	12	1989	Pete Young	1.22	1989	Tracy Jobs	76	1989	Tracy Jobs	110.1
1990	Bobby Reed	15	1990	Jon Harden	2.21	1990	Bobby Reed	98	1990	Bobby Reed	140.1
1991	B.J. Wallace	10	1991	Jay Powell	1.28	1991	B.J. Wallace	104	1991	B.J. Wallace	109.2
1992	B.J. Wallace	9	1992	Jon Harden	1.96	1992	B.J. Wallace	145	1992	B.J. Wallace	127.1
1993	Carlton Loewer	9	1993	Gary Rath	2.97	1993	Carlton Loewer	101	1993	Carlton Loewer	99.2
1994	Gary Rath	10	1994	Gary Rath	1.71	1994	Gary Rath	141	1994	Gary Rath	115.2
1995	Kyle Kennedy	9	1995	Scott Tanksley	2.91	1995	Eric DuBose	109	1995	Eric DuBose	112.2
1996	Eric DuBose	10	1996	Van Johnson	3.09	1996	Eric DuBose	174	1996	Eric DuBose	133.1
1997	Eric DuBose, Jeremy Jackson	9	1997	Hank Thoms	2.81	1997	Eric DuBose	145	1997	Eric DuBose	118.2
1998	Jeremy Jackson	10	1998	Brian Compton	2.24	1998	Matt Ginter	100	1998	Jeremy Jackson	99.2
1999	Matt Ginter	8	1999	Hank Thoms	2.66	1999	Hank Thoms	121	1999	Hank Thoms	118.1
2000	Mark Freed	9	2000	Jeff Hunter	3.16	2000	Kevin Donovan	98	2000	Kevin Donovan	98.2
2001	Paul Maholm	8	2001	Jeff Lacher	1.12	2001	Paul Maholm	95	2001	Paul Maholm	102.0
2002	Paul Maholm	10	2002	Robby Goodson	2.08	2002	Paul Maholm	77	2002	Paul Maholm	102.1
2003	Paul Maholm	9	2003	Jamie Gant	1.15	2003	Paul Maholm	101	2003	Paul Maholm	107.2
2004	Saunders Ramsey	7	2004	Saunders Ramsey	3.50	2004	Todd Doolittle	62	2004	Jeff Lacher	88.1
2005	Brooks Dunn, Mike Valentine	6	2005	Brett Cleveland	1.96	2005	Alan Johnson	70	2005	Alan Johnson	91.0
2006	Brooks Dunn	8	2006	Justin Pigott	1.66	2006	Brooks Dunn	71	2006	Brooks Dunn	94.0
2007	Chad Crosswhite	8	2007	Ricky Bowen	3.00	2007	Justin Pigott	76	2007	Justin Pigott	113.2
2008	Five Tied	3	2008	Aaron Weatherford	0.85	2008	Ricky Bowen	64	2008	Ricky Bowen	73.1
2009	Nick Routt	5	2009	Nick Routt	4.15	2009	Nick Routt	87	2009	Nick Routt	86.2
2010	Greg Houston	5	2010	Greg Houston	4.60	2010	Chris Stratton	76	2010	Chris Stratton	78.1
2011	Luis Pollorena	7	2011	Caleb Reed	1.55	2011	Chris Stratton	76	2011	Chris Stratton	76.0
2012	Chris Stratton	11	2012	Chris Stratton	2.38	2012	Chris Stratton	127	2012	Chris Stratton	109.2
2013	Ross Mitchell	13	2013	Ross Mitchell	1.53	2013	Jonathan Holder	90	2013	Kendall Graveman	113.2
2014	Ross Mitchell	8	2014	Jacob Lindgren	0.81	2014	Jacob Lindgren	100	2014	Ross Mitchell	110.1
2015	Preston Brown	5	2015	Trevor Fitts	2.03	2015	Austin Sexton	61	2015	Austin Sexton	76.1
2016	Dakota Hudson	9	2016	Zac Houston	1.63	2016	Dakota Hudson	115	2016	Dakota Hudson	113.0
2017	Konnor Pilkington	8	2017	Spencer Price	2.91	2017	Konnor Pilkington	111	2017	Konnor Pilkington	108.0
2018	Four Tied	5	2018	Ethan Small	3.20	2018	Ethan Small	122	2018	Konnor Pilkington	102.2

BOLD = LED SEC / * = LED NCAA

SAVES

Year	Player	SV
1975	Six Tied	1
1976	Steve Carlson	2
1977	Mike Darby	3
1978	Josh Reagan	5
1979	Bryan Hardwick	7
1980	Bryan Hardwick	5
1981	Steve D'Ercole	2
1982	Bryan Hardwick	4
1983	Trent Intorcja	4
1984	Will McRaney	3
1985	Bobby Thigpen	7
1986	Mike Martin	5
1987	Pete Young	3
1988	Pete Young	8
1989	Pete Young	8
1990	Chuck Daniel	6
1991	Jay Powell	10
1992	Jon Harden	8
1993	Jay Powell	7
1994	Scott Tanksley	13
1995	Scott Tanksley	7
1996	Van Johnson	5
1997	Van Johnson	13
1998	Van Johnson	10
1999	Adam Larson	3
2000	Adam Larson	12
2001	Brandon Medders	6
2002	Jonathan Papelbon	5
2003	Jonathan Papelbon	7
2004	Saunders Ramsey	4
2005	Brett Cleveland	5
2006	Brett Cleveland	5
2007	Ricky Bowen, Aaron Weatherford	5
2008	Aaron Weatherford	7
2009	Chad Crosswhite	6
2010	Ben Bracewell	5
2011	Caleb Reed	12
2012	Jonathan Holder, Caleb Reed	9
2013	Jonathan Holder	21
2014	Jonathan Holder	7
2015	Trevor Fitts	6
2016	Reid Humphreys	7
2017	Spencer Price	14
2018	Cole Gordon	4

YEARLY MVP (OFFENSIVE)

YEAR	PLAYER, POS.	AVG.	HR	RBI	YEAR	PLAYER, POS.	AVG.	HR	RBI
1948	J.N. Grace Jr.	.375	—	—	1984	Rafael Palmiero, LF	.415	29	94
1949	Jimmy Bragan, 2B	.369	0	19	1985	Will Clark, 1B	.420	25	77
1950	Jimmy Bragan, 2B	.371	3	20	1986	Dan Paradoa, LF	.376	9	50
1951	Gerald Walker, OF	.329	0	14	1987	Dan Paradoa, LF	.347	7	40
1952	Dan Murphy, SS	.389	1	5	1988	Pete Young, 3B	.338	12	53
1953	Frank Bragan, 2B	.360	1	13	1989	Tommy Raffo, 1B	.383	22	80
1954	—	—	—	—	1990	Tommy Raffo, 1B	.358	13	69
1955	Braxton Nail, C	.380	3	19	1991	Charlie Anderson, 2B	.275	7	49
1956	Don Gardiner, 2B	.348	1	5	1992	Rex Buckner, RF	.297	13	50
1957	James McVally, 1B	.333	0	5	1993	Drew Williams, 1B	.319	8	52
1958	Charles Turner, OF	.395	2	23	1994	Drew Williams, 3B	.300	16	69
1959	Don McNair, OF	.325	0	6	1995	David Hayman, OF	.298	17	55
1960	Gary Dempsey, 3B	.371	5	21	1996	Rob Hauswald, 2B	.354	16	63
1961	Hal Green, 2B/OF	.339	2	13	1997	Richard Lee, 1B	.362	19	90
1962	Bill Etheridge, 1B	.370	5	23	1998	Brian Wiese, OF	.412	14	57
1963	Wayne Meadows	.368	1	11	1999	Cliff Wren, 1B	.367	13	60
1964	Russ Gatlin, OF	.348	3	20	2000	Trevor Chapman, 3B	.350	7	63
1965	Mike Burns, OF	.333	3	17	2001	Jon Knott, OF	.359	8	41
1966	Del Unser, CF	.333	6	22	2002	Steve Gendron, OF	.351	2	48
1967	Gary Washington, 1B	.330	4	25	2003	Matthew Maniscalco, SS	.338	7	42
1968	Sammy Fletcher, C	.364	2	19	2004	Brad Corley, OF	.380	13	55
1969	Ted Milton, LF	.323	8	21	2005	Brad Corley, OF	.316	5	40
1970	Ted Milton, LF	.328	4	28	2006	Thomas Berkery, SS	.383	7	44
1971	Phil Still, 3B	.351	11	37	2007	Edward Easley, C	.358	12	63
1972	Rick Spica, LF	.328	5	19	2008	Tyler Moore, 1B	.299	14	46
1973	Rick Counts, 1B	.311	5	24	2009	Connor Powers, 1B	.301	19	63
1974	Rick Davidson, C	.321	1	11	2010	Connor Powers, 1B	.379	16	68
1975	Steve Hill, 3B/OF	.317	2	17	2011	Jarrold Parks, 3B	.363	3	36
1976	Mike Kelley, CF	.307	3	21	2012	Adam Frazier, SS	.371	0	26
1977	Nat Showalter, LF	.459	4	44	2013	Hunter Renfro, OF	.345	16	65
1978	Del Bender, LF	.308	17	62	2014	Brett Pirtle, 2B	.363	2	31
1979	Bob Kocol, RF	.366	8	65	2015	Jacob Robson, OF	.324	1	9
1980	John McDonald, C	.294	3	39	2016	Jake Mangum, OF	.408	1	28
1981	Mark Gillaspie, RF	.410	20	78	2017	Brent Rooker, OF/1B	.387	23	82
1982	Bruce Castoria, 1B	.335	15	59	2018	Jake Mangum, OF	.351	3	33
1983	Rafael Palmeiro, LF	.406	18	78					

YEARLY MVP (PITCHING)

YEAR	PLAYER	W-L	IP	K	YEAR	PLAYER	W-L	IP	K
1948	Phillip Brandon	6-1	—	—	1984	Jeff Brantley	13-3	2.65	115
1949	Phillip Brandon	8-2	2.29	52	1985	Jeff Brantley	18-2	2.29	136
1950	Joe Sheppard	7-1	1.87	45	1986	Will McRaney	7-5	2.95	62
1951	Floyd Johnson	4-0	2.33	19	1987	Mike Martin	11-5	4.11	80
1952	Curtis Monroe	4-2	2.84	23	1988	Terry Ellis	10-4	4.70	61
1953	Curtis Monroe	6-3	3.20	39	1989	Bobby Reed	12-3	3.72	54
1954	—	—	—	—	1990	Bobby Reed	15-4	3.01	98
1955	Charlie Williams	3-3	4.46	37	1991	B.J. Wallace	10-5	3.78	104
1956	Wayne Robbins	3-2	—	27	1992	B.J. Wallace	9-3	2.69	145
1957	Jim Pruett	6-1	1.03	42	1993	Carlton Loewer	9-3	3.07	101
1958	Wayne Robbins	6-1	2.97	43	1994	Gary Rath	10-3	1.71	141
1959	Jim Pruett	4-0	—	—	1995	Eric DuBose	8-4	3.28	109
1960	Jerry Merriman	4-3	3.65	56	1996	Eric DuBose	10-4	3.11	174
1961	Sammy Ellis	25-18	2.81	73	1997	Van Johnson	5-4, 13 Saves	4.21	90
1962	Frank Montgomery	10-0	0.68	102	1998	Jeremy Jackson	10-3	4.61	91
1963	Doug Hutton	5-0	2.15	38	1999	Hank Thoms	7-6	2.66	121
1964	Frank Chambers	3-1	1.50	51	2000	Kevin Donovan	7-5	4.20	98
1965	Ken Tatum	7-1	2.32	62	2001	Tanner Brock	7-2	4.44	72
1966	Ken Tatum	10-2	2.54	84	2002	Paul Maholm	10-3	3.43	77
1967	Brantley Jones	6-3	2.29	55	2003	Paul Maholm	9-2	2.76	101
1968	Brantley Jones	7-3	2.36	78	2004	Jeff Lacher	5-6	4.08	56
1969	Glenn Wallace	3-0	1.46	30	2005	Alan Johnson	5-6	4.15	70
1970	Brantley Jones	9-0	1.51	55	2006	Justin Pigott	7-1, 2 Saves	1.66	41
1971	Mike Proffitt	11-2	2.02	80	2007	Justin Pigott	7-7	4.51	76
1972	Mike Proffitt	7-3	1.41	73	2008	Aaron Weatherford	3-1, 7 Saves	0.85	62
1973	Butch Holmes	5-2	1.07	41	2009	Nick Rountt	5-3	4.15	87
1974	Lamar Pritchard	5-2	1.44	31	2010	Chris Stratton	5-3	5.29	76
1975	Harvey Luby	2-3	1.88	16	2011	Caleb Reed	1-2, 12 Saves	1.55	66
1976	Don Robinson	8-4	2.50	78	2012	Chris Stratton	11-2	2.38	127
1977	Jack Lazorko	10-3	2.74	55	2013	Ross Mitchell	13-0	1.53	44
1978	Jack Lazorko	8-2	2.92	32	2014	Jacob Lindgren	6-1	0.81	100
1979	Ken Kurtz	12-2	2.09	100	2015	Austin Sexton	4-4	3.77	61
1980	Perry Cliburn	5-3	1.79	40	2016	Dakota Hudson	9-5	2.55	115
1981	Don Mundie	14-5	3.60	91	2017	Spencer Price	4-1	2.91	40
1982	Hans Herzog	8-4	3.87	34	2018	Ethan Small	5-4	3.20	122
1983	Hans Herzog	12-3	4.96	61					



NATIONAL AWARDS & HONORS

GOLDEN SPIKES AWARD			
Year	Pos.	Player	Honor
1984	OF	Rafael Palmeiro	Finalist
1985	1B	Will Clark	Winner
2016	P	Dakota Hudson	Semifinalist
2017	1B/OF	Brent Rooker	Finalist
JOHNNY BENCH AWARD			
Year	Pos.	Player	Honor
2007	C	Ed Easley	Winner
COLLEGE BASEBALL HALL OF FAME NATIONAL PITCHER OF THE YEAR			
Year	Pos.	Player	Honor
2012	RHP	Chris Stratton	Semifinalist
NCBWA STOPPER OF THE YEAR			
Year	Pos.	Player	Honor
2013	RHP	Jonathan Holder	Finalist
2014	LHP	Jacob Lindgren	Finalist
ABCA GOLD GLOVE AWARD			
Year	Pos.	Player	Position
2018	OF	Jake Mangum	OF

NATIONAL COACH OF THE YEAR				
Year	Coach	Publication	Honor	Notes
1985	Ron Polk	ABCA	Winner	50-15, SEC Champions, College World Series Participant
2018	Gary Henderson	NCBWA Perfect Game ABCA	Winner Winner Finalist	39-29, College World Series Participant

CoSIDA ACADEMIC ALL-AMERICANS				(45 student-athletes; 94 honors)	
Year	Pos.	Player	Honor	Year	Pos.
1971	OF	Ted Milton	Second Team	1997	P
1979	OF	Bob Kocol	First Team		1B
1984	OF	Dan Van Cleve	First Team		3B
1989	OF	Jody Hurst	Third Team	1998	P
	2B	Burke Masters	First Team		P
	1B	Tommy Raffo	First Team		1B
1990	3B	Burke Masters*	First Team	2000	DH
	1B	Tommy Raffo	First Team		P
1991	3B	Chuck Daniel	Second Team	2010	INF
	OF	Joey Hamilton	Second Team		INF
1992	3B/P	Chuck Daniel	Third Team	2012	P
1994	P	Gary Rath	Second Team	2015	INF

* H. Boyd McWhorter SEC Scholar-Athlete of the Year

NATIONAL HALL OF FAME HONOREES

NATIONAL COLLEGE BASEBALL HALL OF FAME			
Year	Pos.	Player	Years at MSU
2006	1B	Will Clark	1983-85
2009	DH/OF	Rafael Palmeiro	1983-85
	Head Coach	Ron Polk	1976-97, 2002-08
OMAHA COLLEGE BASEBALL HALL OF FAME			
Year	Pos.	Player	Years at MSU
2014	1B	Will Clark	1983-85

ABCA HALL OF FAME		
Year	Coach	MSU Record (Yrs.)
1967	C.R. "Dudy" Noble	267-201-9 (1920-47)
		Claimed three Southern Conference titles (1921, 1922, 1924)
1977	Paul Gregory	328-200-2 (1957-74)
		Won four SEC titles (1965, 1966, 1970, 1971)
		Appeared in four NCAA Tournaments, reaching the College World Series (1971)
1995	Ron Polk	1,139-590-2 (1976-97, 2002-08)
		Claimed three SEC titles at MSU (1979, 1985, 1987) and one at Georgia (2001)
		Appeared in the NCAA Tournament 20 times, with seven trips to the College World Series at MSU
		Owned an overall head coaching record of 1,373-702-2
		Owned 23 total trips to the NCAA Tournament and eight total trips to the College World Series
2018	Pat McMahon	164-88 (1998-2001)
		Guided MSU to four-straight NCAA Tournament berths and the 1998 College World Series
		Owned an overall head coaching record of 584-317-1 in 15 seasons
		Made 10 total trips to the NCAA Tournament, also leading Florida to the College World Series (2005)

HISTORY & HONORS



ALL-AMERICANS				(45 student-athletes; 94 honors)			
Year	Pos.	Player	Honor	Year	Pos.	Player	Honor
1949	OF	Lee Watts	ABCA (Second Team)	2002	P	Paul Maholm	NCBWA (Third Team)
1962	P	Frank Montgomery	ABCA (First Team)	2003	P	Paul Maholm	Collegiate Baseball (Third Team) NCBWA (Third Team)
1966	OF	Del Unser	Sporting News (First Team)	2004	OF	Brad Corley	Baseball America (Second Team) USA Today (Second Team) Collegiate Baseball (Third Team) ABCA (Third Team)
1971	SS OF 3B	Bobby Croswell Dave Phares Phil Still	Sporting News (HM) Sporting News (HM) ABCA (First Team) Sporting News (First Team)	2006	SS	Thomas Berkery	Collegiate Baseball (Second Team) Rivals.com (HM)
1977	OF	Nat Showalter	ABCA (First Team) Sporting News (First Team)	2007	C	Edward Easley	ABCA (Second Team) NCBWA (Second Team) Collegiate Baseball (Second Team) Rivals.com (Second Team) NCBWA (Second Team)
1979	OF P	Mike Kelley Ken Kurtz	ABCA (First Team) ABCA (First Team)	2012	P	Chris Stratton	Consensus First Team
1981	OF	Mark Gillaspie	ABCA (First Team) Baseball America (First Team) ABCA (First Team)	2013	OF P	Hunter Renfro Jonathan Holder	Consensus First Team Collegiate Baseball (First Team) Baseball America (First Team) NCBWA (First Team) College Baseball Insider (Second Team) Perfect Game (Second Team) NCBWA (Second Team)
1983	DH OF	Rafael Palmeiro Brad Winkler	ABCA (First Team) ABCA (First Team)	2014	P	Chad Gironi	Collegiate Baseball (Third Team) College Baseball Insider (HM)
1984	1B OF	Will Clark Rafael Palmeiro	ABCA (First Team) Consensus First Team	2016	P	Dakota Hudson	Baseball America (First Team) Perfect Game (First Team) NCBWA (Second Team)
1985	P 1B OF	Jeff Brantley Will Clark Rafael Palmeiro	Sporting News (First Team) Consensus First Team Sporting News (First Team)	2017	P 1B	Spencer Price Brent Rooker	NCBWA (Third Team) Collegiate Baseball (First Team) Baseball America (First Team) D1Baseball (First Team) ABCA (First Team) NCBWA (First Team) Perfect Game (First Team)
1988	UTL	Pete Young	ABCA (Second Team)				
1989	1B UTL	Tommy Raffo Pete Young	Baseball America (Second Team) ABCA (First Team)				
1990	1B	Tommy Raffo	ABCA (Second Team)				
1992	P	B.J. Wallace	Baseball America (Second Team) Collegiate Baseball (Third Team) ABCA (Third Team) ABCA (Second Team)				
1993	P SS OF	Jon Harden Carlton Loewer Paul Petrucci Ricky Joe Redd	ABCA (Second Team) ABCA (Third Team) NCBWA (Third Team) NCBWA (Third Team)				
1994	P	Gary Rath	Baseball America (Second Team) ABCA (Second Team) NCBWA (Second Team) Collegiate Baseball (Second Team)				
1996	P	Eric DuBose	ABCA (Second Team) Baseball America (Second Team) Mizuno (Third Team) ABCA (Second Team)				
1997	DH P P	Rob Hauswald Eric DuBose Van Johnson	ABCA (Second Team) NCBWA (Third Team) NCBWA (Second Team) ABCA (Second Team)				
1998	2B OF	Brad Freeman Brian Wiese	NCBWA (Second Team) NCBWA (First Team)				

FRESHMAN ALL-AMERICANS				(36 student-athletes; 41 honors)			
Year	Pos.	Player	Honor	Year	Pos.	Player	Honor
1983	OF	Rafael Palmeiro	Collegiate Baseball	2002	OF	Jon Mungle	Collegiate Baseball (HM)
1986	SS	Brad Hildreth	Baseball America	2003	P	Jamie Gant	Collegiate Baseball (HM)
1987	3B	Pete Young	Baseball America	2005	P	Josh Johnson	Collegiate Baseball
1988	P	Bobby Reed	Baseball America	2006	2B	Jeffrey Rea	Collegiate Baseball
1989	P	Chris George	Baseball America	2007	P	Matt Lea	Collegiate Baseball
1991	2B P	Paul Petrucci Jay Powell	Baseball America Baseball America	2007	SS	Brandon Turner	Collegiate Baseball Rivals.com
1993	OF P	David Hayman Scott Tanksley	Mizuno Mizuno		P	Ricky Bowen	Baseball America Louisville Slugger
1995	P	Eric DuBose	Baseball America Mizuno	2009	P	Nick Routh	PingBaseball.com
	DH P 3B	Rob Hauswald Scott Polk Richard Lee	Mizuno (HM) Mizuno (HM) Mizuno (HM)	2011	OF	C.T. Bradford	Collegiate Baseball
1997	2B	Travis Chapman	Mizuno (Third Team)	2012	P	Jonathan Holder	Consensus
1998	P DH	Mark Freed Jon Knott	Collegiate Baseball (HM) Louisville Slugger	2016	OF	Jake Mangum	NCBWA (First Team) Perfect Game Collegiate Baseball Baseball America
2000	SS P	Matthew Maniscalco Chris Young	Collegiate Baseball Collegiate Baseball (HM)	2017	P	Riley Self	Collegiate Baseball Baseball America
2001	1B DH P 3B	Matthew Brinson Brent Lewis Paul Maholm Steve Gendron	Collegiate Baseball (HM) Collegiate Baseball (HM) Collegiate Baseball Collegiate Baseball (HM)	2018	1B OF	Tanner Allen Rowdey Jordan	Collegiate Baseball D1Baseball



USA BASEBALL

USA COLLEGIATE NATIONAL TEAM		
Year	Pos.	Player
1984	1B	Will Clark
1986	INF	Brad Hildreth
1992	P	B.J. Wallace
1993	P	Carlton Loewer
1995	P	Eric DuBose
1998	P	Matt Ginter
2012	INF	Adam Frazier
2017	P	Konnor Pilkington

OLYMPIANS			
Year	Pos.	Player	Olympics
1984	1B	Will Clark	Los Angeles
1988	Assistant Coach	Ron Polk	Seoul
1992	P	B.J. Wallace	Barcelona
1996	Assistant Coach	Ron Polk	Atlanta
	P	Eric DuBose	Atlanta

ABCA ALL-REGION

(60 student-athletes; 74 honors)

Year	Pos.	Player	Honor	Year	Pos.	Player	Honor
1949	2B	Pete Grammas	First Team	1994	P	Gary Rath	First Team
1950	P	Joe Sheppard	First Team		P	Scott Tanksley	Second Team
1971	3B	Phil Still	First Team		3B	Drew Williams	Second Team
1972	P	Mike Proffitt	First Team	1995	OF	David Hayman	Second Team
1977	OF	Nat Showalter	First Team	1996	P	Eric DuBose	First Team
	1B	Jim Kallaher	Second Team		DH	Rob Hauswald	First Team
	OF	Mike Kelley	Second Team	1997	P	Van Johnson	First Team
	P	Jack Lazorko	Second Team	1999	OF	Brian Wiese	First Team
	C	Russ Aldrich	Third Team	2003	P	Paul Maholm	First Team
1978	OF	Del Bender	First Team	2004	OF	Brad Corley	First Team
	C	Russ Aldrich	Second Team	2006	2B	Jeffrey Rea	Second Team
	P	Jack Lazorko	Second Team	2007	C	Edward Easley	First Team
1979	OF	Mike Kelley	First Team	2012	P	Chris Stratton	First Team
	P	Ken Kurtz	First Team	2013	OF	Hunter Renfroe	First Team
	C	John McDonald	First Team		SS	Adam Frazier	Second Team
	OF	Bob Kocol	Second Team		RHP	Jonathan Holder	Second Team
	DH	Rick Dixon	Third Team	2014	2B	Brett Pirtle	Second Team
1980	OF	Mark Gillaspie	First Team	2016	OF	Jake Mangum	First Team
1981	1B	Bruce Castoria	First Team		P	Dakota Hudson	First Team
	OF	Mark Gillaspie	First Team		DH	Brent Rooker	Second Team
1982	1B	Bruce Castoria	First Team	2017	1B	Brent Rooker	First Team
	OF	Dave Klipstein	First Team		SS	Ryan Gridley	Second Team
1983	DH	Rafael Palmeiro	First Team	2018	OF	Jake Mangum	Second Team
	SS	Bob Parker	First Team				
	OF	Brad Winkler	First Team				
1984	P	Jeff Brantley	First Team				
	1B	Will Clark	First Team				
	OF	Rafael Palmeiro	First Team				
	2B	Gator Thiesen	Second Team				
1985	P	Jeff Brantley	First Team				
	1B	Will Clark	First Team				
	OF	Rafael Palmeiro	Second Team				
1986	OF	Dan Paradoa	Second Team				
1987	SS	Brad Hildreth	Second Team				
1988	DH	Richie Grayum	First Team				
	3B	Pete Young	First Team				
	OF	Jody Hurst	Second Team				
1989	OF	Jody Hurst	First Team				
	2B	Burke Masters	First Team				
	3B	Pete Young	First Team				
	1B	Tommy Raffo	Second Team				
1990	1B	Tommy Raffo	First Team				
	SS	Jon Shave	Second Team				
	P	Bobby Reed	Second Team				
1991	P	Jay Powell	Second Team				
1992	P	Jon Harden	First Team				
	P	B.J. Wallace	First Team				
1993	P	Carlton Loewer	First Team				
	OF	Rex Buckner	Second Team				
	SS	Paul Petruilis	Second Team				
	P	Jay Powell	Second Team				
	OF	Ricky Joe Redd	Second Team				



SOUTHEASTERN CONFERENCE AWARDS & HONORS

SEC PLAYER OF THE YEAR *Established in 1994*

Year	Pos.	Player	Key Statistics
2017	1B/OF	Brent Rooker	.415 BA / 20 HR / 73 RBIs Claimed SEC Triple Crown

SEC PITCHER OF THE YEAR *Established in 2003*

Year	Pos.	Player	Key Statistics
2012	RHP	Chris Stratton	2.38 ERA / 11-2 / 1 SV / 109.2 IP / 127 K SEC Leader in ERA

SEC FRESHMAN OF THE YEAR *Established in 2000*

Year	Pos.	Player	Key Statistics
2016	OF	Jake Mangum	.408 BA / 84 H / .458 OBP Won SEC Batting Title

SEC COACH OF THE YEAR *Established in 1933*

Year	Coach
1948	R.P. "Doc" Patty
1949	R.P. "Doc" Patty
1965	Paul Gregory
1966	Paul Gregory
1970	Paul Gregory
1971	Paul Gregory
1979	Ron Polk
1985	Ron Polk
1989	Ron Polk
2016	John Cohen

SEC BASEBALL SCHOLAR-ATHLETE OF THE YEAR *Established in 2004*

Year	Pos.	Player
1990	IF	Burke Masters *
1998	P	Jeremy Jackson *
2013	IF	Sam Frost
2014	IF	Seth Heck
2015	IF	Seth Heck

* - Student-Athlete honored as the overall SEC Scholar-Athlete of the Year, regardless of sport.

SEC ALL-DEFENSIVE TEAM *Established in 2008*

Year	Pos.	Player
2012	P	Kendall Graveman
2013	SS OF	Adam Frazier Hunter Renfroe
2014	SS 2B	Seth Heck Brett Pirtle
2017	OF	Jake Mangum
2018	OF	Jake Mangum

SEC ALL-FRESHMAN TEAM *Established in 2005*

Year	Pos.	Player
2007	IF	Connor Powers
2009	P	Nick Routh
2010	P	Chris Stratton
2011	OF SS	CT Bradford Adam Frazier
2012	P	Jonathan Holder
2014	C	Gavin Collins
2015	SS	Ryan Gridley
2016	OF	Jake Mangum
2018	OF	Tanner Allen

SOUTHEASTERN CONFERENCE WEEKLY HONORS

SEC PLAYER OF THE WEEK

Year	Player	Week
1985	Jeff Brantley	March 12
	Will Clark	March 19
	Will Clark	March 26
	Jeff Brantley	April 30
1986	Dan Paradoa	May 5
1988	Tommy Raffo	May 2
1989	Tommy Raffo	May 26
	Tommy Raffo	April 10
	Tracy Echols	May 1
1990	Tommy Raffo	April 24
1991	Steve Hegan	April 8
1992	Rex Buckner	April 7
	Rex Buckner	April 14
1994	Drew Williams	April 4
	Drew Williams	May 9
1997	Adam Piatt	April 7
1998	Brian Wiese	April 27
1999	Travis Chapman	April 12
2002	Matthew Brinson	April 1
2004	Brad Corley	April 12
	Brad Corley	May 17
2007	Edward Easley	March 19
2010	Connor Powers	March 9
2010	Connor Powers	April 19
2013	Hunter Renfroe	April 15
	Nick Ammirati	April 22
2016	Brent Rooker	March 14
	Nathaniel Lowe	May 9
2017	Brent Rooker	Feb. 27
	Brent Rooker	April 5
	Brent Rooker	April 10

SEC PITCHER OF THE WEEK

Year	Player	ERA
1987	Mike Martin	April 7
	Nelson Arriete	May 11
1988	Mike Martin	March 29
1990	Chris George	April 2
1992	B.J. Wallace	March 24
1993	Carlton Loewer	March 29
1994	Gary Rath	April 25
1995	Kyle Kennedy	May 8
1996	David Hooten	April 15
1997	Van Johnson	March 24
1998	Matt Ginter	May 4
	Jeremy Jackson	April 20
1999	Matt Ginter	March 22
	Brian Compton	May 10
2001	Tanner Brock	March 26
2002	Chris Young	May 20
2003	Alan Johnson	March 3
	Alan Johnson	March 31
	Alan Johnson	May 5
2005	Todd Doolittle	March 28
2006	Justin Pigott	May 8
2007	Justin Pigott	April 9
2008	Ricky Bowen	March 17
2012	Chris Stratton	March 16
2012	Kendall Graveman	April 22
2012	Chris Stratton	May 1
2013	Kendall Graveman	April 8
2014	Ross Mitchell	March 3
	Ross Mitchell	March 17
	Ross Mitchell	May 5

SEC PITCHER OF THE WEEK *(Cont.)*

2015	Vance Tatum	March 2
2016	Dakota Hudson	March 21
	Dakota Hudson	April 4
	Dakota Hudson	May 23

SEC FRESHMAN OF THE WEEK

Year	Player	IP
2007	Brandon Turner	April 2
	Brandon Turner	April 23
2010	Chris Stratton	May 22
2011	Daryl Norris	February 21
	Daryl Norris	March 28
2012	Demarcus Henderson	March 12
2012	Jacob Lindgren	May 20
2015	Ryan Gridley	Feb. 23
2016	Jake Mangum	April 11
2018	Tanner Allen	May 21

NOTES:

SEC Player of the Week established in 1985
SEC Pitcher of the Week established in 1987
SEC Freshman of the Week established in 2006



HISTORY & HONORS

ALL-SEC

(126 student-athletes; 156 honors)

Year	Pos.	Player	Honor
1941	P	David Ferriss	First Team
1942	P	David Ferriss	First Team
1948	P	Phil Brandon	First Team
	OF	John Grace	First Team
	SS	Alex Grammas	First Team
1949	2B	Jimmy Bragan	First Team
	P	Phil Brandon	First Team
	C	Moss Cowart	First Team
	SS	Alex Grammas	First Team
	OF	Lee Watts	First Team
1950	P	Joe Sheppard	First Team
1951	SS	Dan Murphy	First Team
1952	SS	Dan Murphy	First Team
1953	2B	Frank Bragan	First Team
	RF	Lewis Gilardoni	First Team
	P	Curt Monroe	First Team
	SS	Jackie Parker	Second Team
1954	C	Braxton Nail	First Team
	LF	Jackie Parker	First Team
1955	1B	Frank McNally	First Team
	C	Braxton Nail	First Team
1957	2B	Don Gardiner	First Team
1958	1B	Jim Boring	First Team
	3B	Doug Litton	First Team
	OF	Charlie Turner	First Team
1960	UTL	Gary Dempsey	First Team
1962	OF	Bill Etheridge	First Team
	3B	Hal Green	First Team
	P	Frank Montgomery	First Team
	C	Art Nester	First Team
1963	OF	Bill Etheridge	First Team
1964	OF	Mike Burns	First Team
	P	Ken Tatum	First Team
	OF	Del Unser	First Team
1966	3B	Don Bell	First Team
	P	Ken Tatum	First Team
	OF	Del Unser	First Team
	1B	Gary Washington	First Team
1968	C	Sam Fletcher	First Team
	OF	Jim Howarth	First Team
1969	OF	Manuel Washington	First Team
1970	P	Brantley Jones	First Team
	UTL	Dave Phares	First Team
	1B	Jocko Potts	First Team
	C	Fred Yilling	First Team
1971	SS	Bobby Crosswell	First Team
	OF	Ted Milton	First Team
	P	Mike Proffitt	First Team
	3B	Phil Still	First Team
	P	Jerry Thompson	First Team
1973	2B	Dale Holland	First Team
1974	C	Rick Davidson	First Team
	UTL	Wayne Pinkerton	First Team
1977	C	Russ Aldrich	First Team
	1B	Jim Kallahaer	First Team
	OF	Mike Kelley	First Team
	P	Jack Lazorko	First Team
	OF	Nat Showalter	First Team
1978	C	Russ Aldrich	First Team
	OF	Del Bender	First Team
	P	Jack Lazorko	First Team
1979	OF	Mike Kelley	First Team
	OF	Bob Kocol	First Team
	P	Ken Kurtz	First Team
	C	John McDonald	First Team
1980	OF	Mark Gillaspie	First Team
1981	1B	Bruce Castoria	First Team
	OF	Mark Gillaspie	First Team
	P	Steve Susce	First Team
1982	DH	Bruce Castoria	First Team
	OF	Dave Klipstein	First Team

Year	Pos.	Player	Honor
1983	P	Hans Herzog	First Team
	DH	Rafael Palmeiro	First Team
	OF	Brad Winkler	First Team
1984	P	Jeff Brantley	First Team
	1B	Will Clark	First Team
	OF	Rafael Palmeiro	First Team
	2B	Gator Thiesen	First Team
1985	P	Jeff Brantley	First Team
	1B	Will Clark	First Team
	P	Gene Morgan	First Team
1986	OF	Dan Paradoa	First Team
1988	DH	Richie Grayum	Second Team
	OF	Jody Hurst	First Team
	1B	Tommy Raffo	Second Team
	P	Bobby Reed	Second Team
	3B	Pete Young	First Team
1989	OF	Jody Hurst	First Team
	2B	Burke Masters	First Team
	1B	Tommy Raffo	First Team
	C	Barry Winford	Second Team
	3B	Pete Young	Second Team
1990	OF	John Cohen	First Team
	1B	Tommy Raffo	First Team
	P	Bobby Reed	Second Team
1991	2B	Charlie Anderson	Second Team
	P	Jay Powell	Second Team
1992	OF	Rex Buckner	Second Team
	P	Jon Harden	First Team
	SS	Paul Petruilis	Second Team
	P	B.J. Wallace	First Team
1993	OF	Rex Buckner	Second Team
	P	Carlton Loewer	Second Team
	SS	Paul Petruilis	Second Team
	OF	Ricky Joe Redd	Second Team
1994	P	Gary Rath	First Team
1995	OF	David Hayman	Second Team
1996	P	Eric DuBose	First Team
	C	Blake Anderson	Second Team
	DH	Rob Hauswald	Second Team
1997	OF	Brooks Bryan	Second Team
	P	Eric DuBose	Second Team
	P	Van Johnson	Second Team
	3B	Adam Piatt	Second Team
1998	1B	Richard Lee	Second Team
	P	Jeremy Jackson	Second Team
	OF	Brian Wiese	Second Team
1999	OF	Brian Wiese	First Team
	1B	Cliff Wren	First Team
	DH	Ty Martin	Second Team
2000	3B	Travis Chapman	First Team
	OF	Shane Kelly	Second Team
2001	P	Tanner Brock	First Team
2002	P	Paul Maholm	Second Team
2003	3B	Steve Gendron	Second Team
	P	Paul Maholm	First Team
	SS	Matthew Maniscalco	Second Team
2004	OF	Brad Corley	First Team
	C	Craig Tatum	Second Team
2006	SS	Thomas Berkery	First Team
	2B	Jeffrey Rea	First Team
2007	C	Edward Easley	First Team
	2B	Jeffrey Rea	Second Team
2011	P	Caleb Reed	Second Team
2012	P	Chris Stratton	First Team
2013	P	Jonathan Holder	First Team
	OF	Hunter Renfro	First Team
	2B	Brett Pirtle	Second Team
2014	P	Jacob Lindgren	First Team
	P	Ross Mitchell	Second Team
	2B	Brett Pirtle	Second Team

Year	Pos.	Player	Honor
2016	P	Dakota Hudson	First Team
	1B	Nathaniel Lowe	First Team
	OF	Jake Mangum	First Team
	DH	Jack Kruger	First Team
	DH	Brent Rooker	Second Team
2017	1B	Brent Rooker	First Team
	SS	Ryan Gridley	First Team
2018	OF	Jake Mangum	Second Team
	OF	Jake Mangum	First Team

HISTORY & HONORS



ALL-SEC WESTERN DIVISION

(75 student-athletes; 102 honors)

Year	Pos.	Player	Year	Pos.	Player	Year	Pos.	Player
1961	UTL	Larry Brannon	1971	SS	Bobby Crosswell	1982	C	Bruce Castoria
	UTL	Frank Dempsey		C	Bruce Irvin		UTL	Dave Clements
	2B	Don Pope		OF	Ted Milton		P	Hans Herzog
1962	OF	Johnny Cantrell		P	Mike Proffitt		OF	Dave Klipstein
	OF	Bill Etheridge		3B	Phil Still		C	Jay Porter
	3B	Hal Green		P	Jerry Thompson	1983	P	Hans Herzog
	P	Frank Montgomery	1972	P	Mike Proffitt		DH	Rafael Palmeiro
	C	Art Nester		OF	Rick Spica		SS	Bob Parker
	1B	Ronnie Norton	1973	1B	Rick Counts		2B	Pete White
1963	1B	Bill Etheridge		2B	Dale Holland		OF	Brad Winkler
	P	Doug Hutton	1974	C	Rick Davidson	1984	P	Jeff Brantley
	UTL	Wayne Meadows		SS	Wayne Pinkerton		1B	Will Clark
	UTL	Charles Smith		P	Lamar Pritchard		OF	Rafael Palmeiro
1964	UTL	Wayne Meadows	1975	OF	Larry Buckley		2B	Gator Thiesen
1965	UTL	Don Bell		DH	Steve Hill	1985	P	Jeff Brantley
	OF	Mike Burns	1976	OF	Fred Dunlap		1B	Will Clark
	P	Frank Chambers		UTL	Bill Montgomery		P	Gene Morgan
	P	Ken Tatum	1977	C	Russ Aldrich		OF	Dan Van Cleave
	OF	Del Unser		1B	Jim Kallaher			
1966	3B	Don Bell		OF	Mike Kelley			
	C	Frank Portera		OF	Nat Showalter			
	P	Ken Tatum	1978	C	Russ Aldrich			
	OF	Del Unser		OF	Del Bender			
	UTL	Gary Washington		P	Jack Lazorko			
1967	UTL	Ken Beesley		UTL	John McDonald			
	P	Dennis Hall		P	Don Robinson			
	OF	Jim Howarth		DH	Tim Weisheim			
	1B	Gary Washington	1979	DH	Rick Dixon			
1968	C	Sam Fletcher		OF	Mike Kelley			
	OF	Jim Howarth		OF	Bob Kocol			
	P	Brantley Jones		P	Ken Kurtz			
1969	UTL	Bobby Crosswell		C	John McDonald			
	C	Sammy Fletcher		P	Don Mundie			
	P	Brantley Jones	1980	OF	Mark Gillaspie			
	OF	Ted Milton		UTL	Dave Klipstein			
	OF	Manuel Washington		C	John McDonald			
1970	UTL	Bobby Crosswell	1981	1B	Bruce Castoria			
	P	Dennis Hall		OF	Mark Gillaspie			
	P	Brantley Jones		OF	Dave Klipstein			
	OF	Dave Phares		C	Terry Loe			
	1B	Jocko Potts		P	Don Mundie			
	C	Fred Yilling		P	Steve Susce			

NOTES:

All-division teams selected from 1961 until 1985



HISTORY & HONORS

SEC ACADEMIC HONOR ROLL

(230 student-athletes; 425 honors)

Year	Pos.	Player	Year	Pos.	Player	Year	Pos.	Player
1971	OF	Ted Milton	1993	P	Tripp Hill	2002	1B	Matthew Brinson
1973	1B	Rick Counts		P	Jay Powell		P	Joey Collums
	SS	Wayne Pinkerton		P	Gary Rath		P	Steven Dowe
1976	UTL	Fred Dunlap		1B	Larry Tomkins		OF	Cager Garner
1977	C	Scott Galloway		P	Bryan Triche		IF	J.T. Hardcastle
	OF	Ken Lee		1B	Drew Williams		OF	Brad Hutto
1979	OF	Bob Kocol	1994	P	Jerry Dupuy		OF	Phillip Willingham
	OF	Larry Pavlou		P	Steve Jaszczak		P	Josh Wooten
1980	P	John Shrewsberry		C	Eddie Lyons	2003	2B	Josh Abraham
1981	C	Terry Loe		IF	David Perkins		P	Joey Collums
	SS	Billy Martz		P	Gary Rath		P	Steven Dowe
	P	Don Mundie		C	Jason Robinson		OF	Cager Garner
1982	UTL	Dan Van Cleve		1B	Larry Tomkins		3B	Brent Lewis
1983	1B	Dan Van Cleve	1995	2B	Doug Newman		OF	Casey Long
	OF	Brad Winkler		P	Scott Tanksley		SS	Matt Maniscalco
1984	P	Steve King		OF	Rusty Thoms		P	Todd Nicholas
	OF	Bobby Locke		OF	Scott Tribolet		C	Lee Parks
	P	Mike McCann	1996	1B	Brian Clark		P	Saunders Ramsey
	OF	Dan Van Cleve		C	Dustin Dabbs		C	J.B. Tucker
1985	SS	Frank Davis		IF	Brad Freeman		P	Chris Young
	OF	Sammy Duda		P	Jeremy Jackson	2004	P	Jon Crosby
	P	Steve King		OF	Ben Jenkins		P	Brooks Dunn
	P	Will McRaney		P	Van Johnson		OF	Ryan Fesmire
	3B	John Scott		IF	Richard Lee		P	Eric Ebers
	2B	Gator Thiesen		IF	Adam Platt		3B	Ben Grisham
	OF	Dan Van Cleve		P	Scott Polk		2B	Casey Hamilton
1986	P	Mitch Edwards		OF	Rusty Thoms		1B	Ryan Harbuck
	P	Steve King	1997	OF	Brooks Bryan		1B	Brad Jones
	OF	Mike McRaney		OF	Scott Clark		OF	Tyler Jones
	C	Roark McDonald		P	Jeremy Jackson		P	Saunders Ramsey
	P	Will McRaney		P	Van Johnson		3B	Tyler Scarbrough
	P	Mike Martin		1B	Richard Lee		SS	Daniel Tackett
	2B	Trent Weaver		3B	Adam Platt		C	Craig Tatum
1987	C	Randy Abrams		P	Scott Polk		2B	Josh Thoms
	P	Nelson Arriete	1998	2B	Brad Shumaker	2005	P	Jeremiah Boling
	OF	Jody Hurst		OF	Sparky Sparkman		OF	Jeff Butts
	OF	Mike McRaney		OF	Rusty Thoms		C	Wyn Diggs
	P	David McMahon		OF	Brian Wiese		P	Brooks Dunn
	P	Mike Martin		OF	Brooks Bryan		P	Eric Ebers
	2B	Burke Masters		OF	Scott Clark		3B	Ben Grisham
	2B	Trent Weaver		P	Mark Freed		P	Josh Johnson
1988	OF	Jody Hurst		P	Jeremy Jackson		1B	Brad Jones
	P	Tracy Jobes		P	Van Johnson		SS	Bunky Kateon
	P	Mike Martin		IF	Richard Lee		1B	Alex McIntosh
	2B	Burke Masters		C	Brett Muhlhahn		P	Justin Pigott
	P	David McMahon		OF	Sparky Sparkman		P	Saunders Ramsey
	1B	Tommy Raffo		OF	Rusty Thoms		2B	Jeffrey Rea
	P	Bobby Reed		OF	Brian Wiese		OF	Matt Richardson
1989	2B/SS	Darin Asbill	1999	IF	Jim Abraham		SS	Michael Rutledge
	P	Chuck Daniel		P	Tanner Brock		2B	Daniel Tackett
	P	Chuck Holly		OF	Scott Clark		P	Andy Wilson
	OF	Jody Hurst		P	Justin Estel	2006	SS	Thomas Berkery
	P	Russ Mahan		P	Mark Freed		P	Brett Cleveland
	2B	Burke Masters		1B	Jon Knott		C	Wyn Diggs
	P	Rob Norman		OF	Brian Terry		P	Brooks Dunn
	1B	Tommy Raffo		OF	Brian Wiese		C	Edward Easley
	C	Barry Winford	2000	3B	Travis Chapman		OF	Nick Hardy
	OF	Ron Winford		P	Joey Collums		OF	Joseph Hunter
	1B	Ernie Wright		P	Steven Dowe		1B	Brad Jones
1990	P	Chuck Daniel		P	Justin Estel		SS	Bunky Kateon
	OF	Joey Hamilton		P	Mark Freed		P	Jared Koon
	P	Jon Harden		1B	Jon Knott		P	John Lalor
	3B	Burke Masters		DH	Ty Martin		C	Brooks Lewis
	P/1B	Rob Norman		C	Ryan McGrath		C	Joseph McCaskill
	1B	Tommy Raffo	2001	1B	Matthew Brinson		1B	Alex McIntosh
1991	3B/P	Chuck Daniel		P	Joey Collums		P/OF	Mitch Moreland
	P	Corbin Davis		OF	Cager Garner		2B/3B	Mark Muzzi
	OF	Joey Hamilton		IF	J.T. Hardcastle		P	Justin Pigott
	P	Jon Harden		OF	Brad Hutto		2B	Jeffrey Rea
	P	Tom Howe		OF	Jon Knott		OF	Matt Richardson
	1B	Rob Norman		SS	Matt Maniscalco		3B	Michael Rutledge
	P	Tom Quinn		P	Josh Wooten		P	Andy Wilson
1992	3B/P	Chuck Daniel						
	P	Jon Harden						
	P	Tom Howe						
	P	Tom Quinn						
	OF	Steve Hegan						

HISTORY & HONORS



<i>Year</i>	<i>Pos.</i>	<i>Player</i>	<i>Year</i>	<i>Pos.</i>	<i>Player</i>
2011	P	Ben Bracewell	2015	IF	Matthew Britton
	OF	Brent Brownlee		P	Daniel Brown
	C	Cody Freeman		P	Preston Brown
	2B	Sam Frost		P	Logan Elliot
	P	Chad Girodo		P	Trevor Fitts
	P	Kendall Graveman		IF	Seth Heck
	OF	Trey Johnson		IF	John Holland
	P	Luis Pollorena		P	Dakota Hudson
	P	Caleb Reed		OF	Reid Humphreys
	P	Nick Routt		P	Ross Mitchell
	P	Tim Statz		IF	Matt Spruill
	P	Chris Stratton		P	Vance Tatum
	C	Wes Thigpen		OF	Jake Vickerson
	P	C.C. Watson		OF	Cody Walker
2012	C	Nick Ammirati		C	Josh Lovelady
	OF	C.T. Bradford		OF	Brent Rooker
	OF	Brent Brownlee		P	Trent Waddell
	SS	Adam Frazier	2016	P	Jacob Billingsley
	2B	Sam Frost		P	Daniel Brown
	P	Chad Girodo		1B	Cole Gordon
	P	Kendall Graveman		OF/P	Reid Humphreys
	IF	Brayden Jones		C	Jack Kruger
	P	Evan Mitchell		C	Josh Lovelady
	P	Ross Mitchell		1B	Nathaniel Lowe
	3B	Daryl Norris		OF	Jacob Robson
	P	Luis Pollorena		OF	Brent Rooker
	DH	Trey Porter		P	Blake Smith
	OF	Hunter Renfroe	2017	IF	Luke Alexander
	P	Nick Routt		P	Trysten Barlow
	C	Mitch Slaughter		P	Jacob Billingsley
	OF	Taylor Stark		P	Parker Ford
	P	Chris Stratton		P	Cole Gordon
	P	C.C. Watson		IF	Ryan Gridley
				C	Josh Lovelady
2013	C	Nick Ammirati		P	Andrew Mahoney
	P	Ben Bracewell		OF	Jake Mangum
	OF	C.T. Bradford		P	Blake Smith
	IF	Matthew Britton	2018	IF	Luke Alexander
	P	Preston Brown		P	Trysten Barlow
	P	Trevor Fitts		P	Jacob Billingsley
	IF	Nick Flair		P	Cole Gordon
	SS	Adam Frazier		P	Keegan James
	2B	Sam Frost		P	Blake Smith
	OF	Tyler Fullerton		OF	Hunter Vansau
	P	Chad Girodo			
	P	Kendall Graveman			
	P	Jonathan Holder			
	P	Jacob Lindgren			
	P	Evan Mitchell			
	P	Ross Mitchell			
	3B	Daryl Norris			
	P	Luis Pollorena			
	DH	Trey Porter			
	1B	Wes Rea			
	OF	Hunter Renfroe			
	C	Mitch Slaughter			
	P	Brandon Woodruff			
2014	OF	Derrick Armstrong			
	P	Ben Bracewell			
	IF	Matthew Britton			
	OF	Cody Brown			
	P	Preston Brown			
	IF	Alex Detz			
	P	Trevor Fitts			
	C	Daniel Garner			
	P	Jonathan Holder			
	P	Jacob Lindgren			
	P	Ross Mitchell			
	2B	Brett Pirtle			
	C	Zack Randolph			
	OF	Jacob Robson			
	P	John Marc Shelly			
	P	Brandon Woodruff			



SEC ACADEMIC HONOR ROLL

(77 student-athletes)

Year	Pos.	Player
2003	OF	Jeff Butts
	OF/P	Brad Corley
	P	Brooks Dunn
2004	1B	Alex McIntosh
	P	Justin Pigott
	SS	Michael Rutledge
	P	Andy Wilson
2005	P	John Lalor
	P	Mitch Moreland
	3B	Ryan Wiser
2006	P	Ricky Bowen
	OF/1B	Cade Hoggard
	P	Drew Hollinghead
	P	Matt Lea
	SS/3B	Russ Sneed
	2B	Brandon Turner
	P	Aaron Weatherford
2007	SS	Jet Butler
	P	Greg Houston
	3B	Jason Nappi
	3B	Connor Powers
	P	Tyler Whitney
2008	OF	Brent Brownlee
	P	Shawn Marquardt
	P	Forrest Moore
2009	P	David Hayes
	P	Tyler Johnson
	P	Devin Jones
	SS	Frank Rawdow
	P	Caleb Reed
2010	P	Ben Bracewell
	2B	Sam Frost
	P	Kendall Graveman
	P	Chris Stratton
	P	C.C. Watson
2011	OF	C.T. Bradford
	P	Victor Diaz
	P	Ross Mitchell
	1B	Wes Rea
	C	Hunter Renfroe
	OF	Taylor Stark
2012	INF	Matthew Britton
	INF	Phillip Casey
	P	Trevor Fitts
	OF	Tyler Fullerton
	P	Jonathan Holder
	P	Jacob Lindgren
	P	Brandon Woodruff
2013	OF	Derrick Armstrong
	3B	Alex Detz
	C	Daniel Garner
	2B	Brett Pirtle
	C	Zack Randolph
	P	John Marc Shelly
2014	P	Avery Geyer
	SS	Seth Heck
	P	Zac Houston
	INF	Reid Humphreys
	P	Lucas Laster
	1B	Brent Rooker
	P	Vance Tatum
	OF	Jake Vickerson
2015	C	Cody Walker
	P	Paul Young
2015	P	Aaron Dominguez
	1B	Cole Gordon
	INF	Ryan Gridley
	P	Jesse McCord
	P	Paxton Stover

Year	Pos.	Player
2016	INF	Luke Alexander
	P	Trysten Barlow
	P	Ryan Cyr
	P	Parker Ford
	P	Noah Hughes
2017	P	Jake Mangum
	P	Konnor Pilkington
	P	Ethan Small
	P	Jacob Barton
	P	Trey Jolly
2018	OF	Spencer Price
	OF	Hunter Vansau
2018	OF	Jordan Anderson
	OF	Jordan Westburg

NEWSOME AWARD

The Newsom Award was first awarded in 1990 by retired MSU professor and State's former NCAA Faculty Advisory Representative Walt Newsom. Named in memory of his parents, Carroll and Francis Newsom, the award annually honors the scholastic achievement of a Mississippi State athlete in each MSU sport, as well as overall male and female winners.

Three Diamond Dawgs have earned the male all-sports award: Chuck Daniel (1992), Jeremy Jackson (1998) and Brent Brownlee (2012).


1991	Chuck Daniel
1992 *	Chuck Daniel
1993	Drew Williams
1994	Drew Williams
1995	Scott Tribolet
1996	Jeremy Jackson
1997	Adam Piatt
1998 *	Jeremy Jackson
1999	Brian Wiese
2000	Travis Chapman
2001	Joey Collums
2002	Joey Collums
2003	Joey Collums
2004	Saunders Ramsey
2005	Michael Rutledge
2006	Brad Jones
2007	Justin Pigott
2008	Justin Pigott
2009	Grant Hogue
2010	Russ Sneed
2011	Ryan Collins
2012 *	Brent Brownlee
2013	Kendall Graveman
2014	Ben Bracewell
2015	Seth Heck
2016	Brent Rooker
2017	Josh Lovelady
2018	Hunter Vansau

* All-Sports Winner

MISSISSIPPI AWARDS & HONORS

FERRISS TROPHY

Awarded annually top the top collegiate baseball student-athlete in the state of Mississippi, the C Spire Ferriss Trophy is named for former Mississippi State and Boston Red Sox pitching great David M. "Boo" Ferriss. , First presented in 2004, there have been six Diamond Dawgs to claim the award.



2006

Thomas Berkery
Shortstop



2007

Ed Easley
Catcher



2012

Chris Stratton
Pitcher



2013

Hunter Renfroe
Outfielder



2016

Jake Mangum
Outfielder



2017

Brent Rooker
First Baseman

MISSISSIPPI SPORTS HALL OF FAME

(15 Inductees)

Year	Inductee	Years at MSU
1963	H.M. "Hughie" Critz	1919-20
1964	David M. "Boo" Ferriss	1941-42
1966	William "Willie" Mitchell	1905-09
1968	Clyde "Heifer" Stewart	
1971	C.S. "Buddy" Myer	1922-24
	Fred. J. Walters	1935-37
1976	Charles "Pee wee" Armstrong	
1982	Paul E. Gregory	1928-30; Head Coach: 1957-74

Year	Inductee	Years at MSU
1995	Doug Hutton	1963-64
1997	Delbert B. "Del" Unser	1964-66
1998	Ron Polk	Head Coach: 1976-97, 2002-08
2008	Will Clark	1983-85
2011	Jeff Brantley	1982-85
2012	Rafael Palmeiro	1983-85
2017	Jay Powell	1991-93

MISSISSIPPI STATE UNIVERSITY SPORTS HALL OF FAME

(51 Inductees)

Year	Inductee	Years at MSU
1970	H.M. "Hughie" Critz	1919-20
	David M. "Boo" Ferriss	1941-42
	Robert Clay Hopper	1924-26
	William "Willie" Mitchell	1905-09
	C.R. "Dudy" Noble	1913-15; Head Coach: 1920-47
	C.E. Stuart	1925-27
1972	C.H. "Pee Wee" Armstrong	1935-37
	W.H. Bobo	1915-18
	C.S. "Buddy" Myer	1922-24
	Jack Nix	1938
	Jackie Parker	1953
	Fred. J. Walters	1935-37
1973	James C. "Jerry" Harris	1928-30
	H. Stennis "Judge" Little	1921-22
1974	W. D. "Billy" Chadwick	Head Coach: 1910-18
1975	R.E. Slim Cassibry	1933-35
1976	Alex Grammas	1947-49
	Morley Jennings	1910-12
	William A. Pappenheimer	1929-30
	Dallas Vandever	1929, 1931
1977	Paul E. Gregory	1928-30; Head Coach: 1957-74
	Leslie B. "Cy" Taylor	1932-33
1978	Frank Chambers	1964-66
1981	Delbert B. "Del" Unser	1964-66
1982	Phillip "Lefty" Brandon	1947-49
	Thomas O. "Tommy" Neville	1963-64
1983	James A. "Jimmy" Bragan Sr.	1947-50
1991	Lloyd C. McDougal Jr.	1943
1992	R. B. "Bernie" Ward	1936-38
1993	Mike Proffitt	1969-72
1994	Ken Tatum	1964-66
1995	Doug Hutton	1963-64
1996	Lee Watts	1946, 1948-49

Year	Inductee	Years at MSU
1997	Jack Lazorko	1977-78
1998	Ron Polk	Head Coach: 1976-97, 2002-08
1999	Frank Montgomery	1961-63
2000	John Grace	1943, 1947-48
2001	Bobby Crosswell	1968-71
	Brantley Jones	1967-70
2002	Nat "Buck" Showalter	1977
2003	Jeff Brantley	1982-85
	Will Clark	1983-85
2004	Floyd Johnson	1948-51
2006	Daniel O. Murphy	1950-52
2007	Curt Monroe	1952-53
2008	Rafael Palmeiro	1983-85
2009	Glenn Young	1981-82
2012	Sammy Ellis	1961
2017	Philip Still	1968-71
2018	Molly Halbert	1956-58
	Paul Maholm	2001-03



Current Student-Athletes in Bold

80

HISTORY & HONORS



GEORGE, Chris	1989-91
GENDRON, Steve	2001-04
GENTRY, Myles	2013-14
GERARD, P.N.	1917
GHOLSON, Garland	1955-59
GHOLSON, Willis	1955
GILARDONI, Lewis	1951-53
GILBERT, Marshall	2018-present
GILLASPIE, Mark	1980-81
GINTER, Matt	1997-99
GIRODO, Chad	2010-13
GLENN, W.R.	1941
GLOVER, Ben	1957-59
GOFORTH, Mark	2007-09
GOODSON, Robby	2001-03
GOODWIN, James	1959
GORDON, Cole	2016-present
GORDON, W.D.	1938-39
GORE, Larry	1957-59
GRACE, J.N. Jr.	1943-49
GRAMMAS, Alex	1947-49
GRAMMAS, Pete	1947-49
GRAVEMAN, Kendall	2010-13
GRAYUM, Richie	1987-89
GREEN, Hal	1961-62
GREGORY, P.E.	1928-30
GREGORY, Paul Jr.	1965-67
GRIDLEY, Ryan	2015-17
GRIFFIN, Bob	1988
GRIFFITH, Steve	1972-73
GRISSHAM, Ben	2004-05
GRISSOM, W.C.	1937-39
GROSKOSKI, C.J.	1936-37
GROSS, Beverly	1949-51
GULLEY, P.	1903-04
GUYTON, M.B.	1943
GWINNER, H.	1892-93
H	
HAIR, Frank	1959
HALBERT, Molly	1956-58
HALE, Steve	1975-76
HALEY, J.L.	1933-35
HALL, Dennis	1967, 69-70
HALLIBURTON, J.C.	1921
HAMILTON, Bill	1965-66
HAMILTON, Casey	2004
HAMILTON, Jim	1973-74
HAMILTON, Joey	1990-91
HAMILTON, W.C.	1940, 46-47
HANDLEY, Jim	1962
HANN, Kyle	2013
HANNAH, Dale	1979
HARDEN, Jon	1990-92
HARDEN, Nat	1993
HARDCASTLE, J.T.	2001
HARDWICK, Bryan	1979-82
HARDY, Nick	2007-09
HARDY, S.L.	1909
HARPER, J.A.	1942
HARRINGTON, F.	1898
HARRINGTON, T.H.	1898
HARRIS, J.C.	1928-30
HARRIS, James	1976
HARRIS, R.C.	1926-28
HARRIS, S.D.	1886
HARRIS, S.R.	1933
HARTNESS, C.H.	1928-29
HARTNESS, S.D.	1887
HARTZOG, H.	1925-26
HATCHER, Josh	2018-present
HAUSWALD, Rob	1995-98
HAWKINS, C.W.	1935-37
HAYES, David	2009
HAYES, Robbie	1993
HAYMAN, David	1993-96
HEARNE, B.	1908-09
HECK, Seth	2014-15
HEGAN, Steve	1991-94
HELD, Mike	1970-72
HENDERSON, Carl	1993
HENDERSON, Demarcus	2012-14
HENDERSON, Gene	1969-72
HENDERSON, Tim	1989-90

HENRY, Chad	2001-02
HENRY, J.B.	1938
HERZOG, Hans	1982-83
HIGHT, F.T.	1936-38
HILDRETH, Brad	1986-89
HILL, Steve	1975-77
HINE, C.R.	1933-34-35
HINTON, Bill	1951-53
HOBBS, F.M.	1913-14
HOGGARD, Cade	2007-08
HOGUE, Grant	2008-09
HOLDER, Jonathan	2012-14
HOLLAND, Dale	1971-73
HOLLAND, John	2015-16
HOLLAND, W.H.	1925
HOLLINGHEAD, Drew	2009
HOLLY, Chuck	1988-91
HOLMES, B.D.	1919-20
HOLMES, Butch	1972-74
HOLMES, W.T.	1943
HOPE, Darrin	2001
HOPPER, R.C.	1924-26
HOOTEN, David	1994-96
HORNE, L.T.	1931-33
HORNE, Roy	1971
HOUSEL, Matt	2004
HOUSTON, Greg	2007-10
HOUSTON, Zac	2015-16
HOWARD, J.R.	1897
HOWARD, L.J.	1917
HOWARTH, Jim	1967-68
HOWE, Tom	1991-92
HOWELL, H.F.	1923-24
HOWELL, J.E.	1920-22
HUDSON, Dakota	2014-16
HUDSON, E.E.	1902
HUDSON, Ken	1970
HUFFMAN, W.H.	1928-29
HUGHES, Collins	2001
HUGHES, J.E.	1941-42
HUGHES, Noah	2017
HUGHES, T.B.	1923-24
HUMPHREYS, Reid	1950-52
HUMPHRIES, C.D.	1906
HUNTER, Jeff	2000-01
HUNTER, Joseph	2003-06
HURST, Jody	1987-89
HUTCHINSON, Dudley	1959-61
HUTTO, Brad	2001
HUTTON, Doug	1963-64
I	
INGRAM, David	1975-76
INTORCIA, Trent	1983-86
IRVIN, Bruce	1971-72
IVY, S.R.	1940
J	
JACKSON, Jeremy	1995-98
JAMES, Keegan	2016, 2018-present
JAMES, Nelson	1968
JANOUS, Frank	1960
JASZCZAK, Steve	1994
JENKINS, Ben	1994-96
JENKINS, J.C.	1890-91
JENNINGS, J.M.	1909-11
JENNINGS, Morley	1910-12
JENNINGS, W.J.	1885-88
JETER, Robbin	1982-83
JOBES, Tracy	1987-90
JOHNSON, Alan	2003-05
JOHNSON, Billy	1948-51
JOHNSON, Floyd	1940
JOHNSON, J.H.	1940
JOHNSON, Joel	1985-86
JOHNSON, Josh	2004-07
JOHNSON, Roy	1959-61
JOHNSON, T.H.	1892
JOHNSON, Trey	2010-11
JOHNSON, Van	1995-98
JOHNSON, W.B.	1923-24
JOHNSON, W.E.	1947-48
JOHNSON, Wes	1987-88
JOINER, Mark	1975

JOLLY, Trey	2017
JONES, Brad	2003-06
JONES, Brantley	1967-70
JONES, Brayden	2012
JONES, Devin	2009-11
JONES, Enrico	1999-02
JONES, R.	1917-18
JONES, Robert	1950-51
JONES, Ron	1963-64
JONES, Tyler	2004
JORDAN, Rowdey	2018-present
K	
KALLAHER, Jim	1974-77
KATEON, Bunky	2005-06
KEE, T.L.	1943
KELLEY, Mike	1976-79
KELLY, D.G.	1895
KELLY, Shane	1999-00
KENNEDY, Kyle	1992-95
KERR, A.P.	1906
KILPATRICK, D.C.	1940
KING, Steve	1984-86
KINNEY, F.G.	1914-15
KINNEY, H.C.	1913-15
KLINDWORTH, M.E.	1920-22
KLIPSTEIN, Dave	1979-82
KLYCE, F.W.	1940
KNOST, W.A.	1911
KNOTT, Jon	1998-01
KOCOL, Bobby	1978-79
KOMP, George	1975
KOON, Jared	2007
KOTOWSKI, Tony	1950
KRAUSSE, Dave	1967
KRUGER, Jack	2016
KURTZ, Ken	1979
L	
LAGHER, Jeff	2001-04
LAKE, W.A.	1885-89
LALOR, John	2005-08
LAMB, J.T.	1931
LAMON, Fred	1950-52
LANGSTON, Lloyd	1961-63
LANNIN, Brian	2004-07
LANN, H.T.	1896
LARSON, Adam	1999-01
LASTER, Lucas	2014-15
LATHON, Ed	1967
LAVERNE, L.C.	1929
LAWHORN, A.F.	1941-42
LAZORKO, Jack	1977-78
LEA, Matt	2006
LEE, Ken	1976-77
LEE, M.E.	1916-19
LEE, Richard	1995-98
LENOIR, R.L.	1930
LENOIR, S.P.	1907-09
LEWIS, Brent	2001-03
LEWIS, Brooks	2007-09
LEWIS, C.P.	1915
LIEBELT, Jared	2018-present
LILLY, C.E.	1903
LINDGREN, Jacob	2012-14
LITTELL, Eric	1973-75
LITTLE, H.S.	1921-22
LITTON, Doug	1953-54, 57-58
LOCKE, Bobby	1983-84
LOE, Terry	1979-81
LOEWER, Carlton	1992-94
LOEWER, C.D.	1925-26
LONG, Casey	2001-02
LOPER, Harold	1915
LOTTERHOS, Chris	1998-99
LOVELADY, Josh	2015, 2017
LOWE, Nathaniel	2016
LOWTHER, David	1979-80
LUBY, Harvey	1972, 74-75
LUCADO, J.S.	1930
LUCAS, W.Y.	1907-09
LUMSDEN, G.R.	1937-38
LUSK, Kelly	1955
LYLE, T.D.	1918

LYONS, Eddie	1991-94
LYONS, Rathel	1920
LYONS, Roy	1918-20
M	
MACKIN, Jeff	1991-94
MACNAMEE, Elijah	2017-present
MAGEE, W.J. Jr.	1912-14
MACGRUDER, F.H.	1910-12
MAHAN, Russ	1989
MAHER, Buddy	1977-78
MAHOLM, Paul	2001-03
MAHONEY, Andrew	2017
MALONE, Jack	1986
MALONEY, Chris	1982-83
MANGUM, Jake	2016-present
MANISCALCO, Matthew	2000-03
MARKS, G.S. Jr.	1946
MARRERO, Elih	2016
MARSH, Cole	2018
MARSLAND, David	1993
MARTIN, E.C.	1898
MARTIN, G.W.	1924
MARTIN, Mike	1986-88
MARTIN, Ty	1999-00
MARTZ, Billy	1980-81
MASTERS, Burke	1987-90
MATTHEWS, Bobo	1954
MATTHEWS, H.H.	1897
MATTHEWS, Joel	1993
MATTHEWS, W.M.	1895
McBEATH, W.K.	1942
McCAIN, B.H.	1918
McCANN, Howie	1977-78
McCANN, Mike	1983-84
McCARGO, R.W.	1906-09
McCASKILL, Joseph	2004-07
McCLELLAN, J.W.	1907-10
McCLELLAN, W.S.	1927-29
McCOOL, Bob	1963-64
McCOOL, J.	1902
McCRANEY, Mike	1985-87
McCULLOUGH, Tom	1977-78
McDERMOTT, R.J.	1911-12
McDONALD, John	1977-80
McDONALD, Roark	1984-86
McDOUGAL, L.C.	1943
McDUFFEE, W.C.	1930-31
McGEE, Ken	1967-69
McGRATH, Ryan	1997-00
McKAY, D.P.	1886-87
McKISSICK, Clovis	1956
McMAHON, David	1988
McMAHON, R.J.	1938-39
McNAIR, Don	1957-59
McNALLY, James	1954-57
McNEIL, T.Y.	1897-98
McQUARY, Denver	2017-18
McRANEY, Will	1983-86
McVEY, E.A. Jr.	1938-39
McWILLIAMS, J.W.	1887-89
McWILLIAMS, W.R.	1917
MEADOWS, Wayne	1962-64
MEDDERS, Brandon	2000-01
MERRIMAN, Jerry	1960-61
METTS, A.C.	1903-04
MILEY, Bill	1968-69
MILLER, J.W.	1925
MILLER, Tom	1969
MILLER, W.S. Jr.	1942-43
MILLS, R.	1910
MILNER, Sammy	1970
MILTON, Ted	1969-72
MIMS, Tommy	1970
MINOR, H.A.	1899
MINOR, H.D.	1886-87
MINOR, Longstreet	1905-06
MINTZ, Levi	2015
MITCHELL, Bennie	1905-09
MITCHELL, David	1988-90
MITCHELL, Evan	2011-13
MITCHELL, John	1984-87
MITCHELL, M.B.	1920-22



MITCHELL, Monroe	1955-57
MITCHELL, Ross	2012-15
MITCHELL, Scott	1987-90
MITCHELL, Willie	1905-09
MITCHELL, W.M.	1942
MOHON, Bobby	1952-54
MONROE, Curtis	1952-53
MONTGOMERY, Bill	1974-76
MONTGOMERY, E.	1885, 88-91
MONTGOMERY, Frank	1961-63
MONTGOMERY, S.	1885-90
MOON, H.H.	1885
MOORE, C.H.	1931-32
MOORE, Earl	1892-93
MOORE, Forrest	2008
MOORE, Tyler	2008
MORELAND, Mitch	2005-07
MORGAN, Gene	1984-85
MORGAN, H.C.	1939-40
MORLOCK, Allen	1981-82
MORRIS, Pat	1955-56
MORRIS, W.	1903-04
MORTON, W.E.	1902
MULDROW, H.L.	1890-91
MULLINO, Ray	1985-86
MUNDIE, Don	1979-81
MUNGLE, Jon	2002-03
MURCH, Red	1897
MURPHY, B.J.	1942-43
MURPHY, Dan	1950-52
MURPHY, Terry	1954-57
MYER, C.S.	1922-24
MYERS, J.S.	1912
MYLES, Harold	1982-84
MYRICK, Bobby	1971-74

N	
NACE, Todd	1988
NAIL, Braxton	1953-55
NAPPI, Jason	2008-09
NASH, H.R.	1927
NEAL, W.S. Jr.	1902
Neff, Zach	2018
NEIL, George	1915
NESTER, Arthur	1960-62
NEVILLE, Tommy	1963-64
NEWMAN, Doug	1994-95
NICHOLAS, Todd	2001-03
NICHOLS, Aubrey	1962-64
NIOLET, H.L.	1946
NIX, J.C.	1938
NIXON, V.D.	1937-38
NOBLE, C.R. Dudy	1913-15
NOBLE, P.A.	1926-28
NORMAN, Rob	1988-91
NORRIS, Daryl	2011-13
NORTON, Ronnie	1961-63

O	
OAKLEY, G.E.	1931
OBRADOVICH, Mark	2000
OGDEN, Jonathan	2010-11
OLIVER, Dale	1961-62
OWEN, Joe	1970-72
OWENS, Brian	2002-03

P	
PACE, Paxton	2009
PADGETT, Jared	2016
PALMEIRO, Rafael	1983-85
PALMER, Coker	1968-69
PAPELBON, Jonathan	2001-03
PAPPENHEIMER, W.A.	1929-30
PARADDO, Dan	1986-87
PARENTON, Tim	1982-84
PARKER, Bob	1983-84
PARKER, F.W.	1897-99
PARKER, Guy	1960-62
PARKER, Jackie	1953
PARKER, John Ed	1955
PARKER, T.J.	1919-22
PARKS, Jarrod	2009-11
PARKS, Lee	1999-02
PARVIN, Dave	1960

PASSEAU, Claude	1964-66
PATSSON, R.A.	1915
PATTERSON, R.L.	1942
PATTON, Barry	1995-98
PATTON, George	1966-68
PATTY, H.L.	1898-99
PAUL, Billy	1952
PAVLOU, Larry	1976-79
PAXTON, A.H.	1942
PEARCE, J.B.	1931
PEARSON, M.T.	1913-14
PEARSON, Winston	2002-03
PEATROSS, J.T.	1918
PEEL, R.L.	1923-25
PEEPLES, Matt	1997-98
PENER, Alex	2018
PEPPER, R.H.	1917-19
PERKINS, David	1991-94
PERKINS, E.G.	1933-35
PERRY, G.D.	1919
PETRULIS, Paul	1991-93
PHARES, David	1970-71
PHILLIPS, Mickey	1960
PIATT, Adam	1995-97
PIGOTT, Justin	2005-08
PILKINGTON, Konnor	2016-18
PILLOW, G.D.	1936
PINKERTON, Wayne	1972-75
PINSON, T.C.	1946
PIRTLE, Brett	2013-14
PITTMAN, J.N.	1946

PLUMLEE, Peyton	2017, present
POGUE, C.M.	1946
POLK, Scott	1995-99
POLK, Steve	1989-90
POLLORENA, Luis	2011-13
POOLE, Tanner	1972-18
POPE, Don	1960-61
PORTER, Jay	1981-83
PORTER, Trey	2012-13
PORTERA, Andy	1962-63
PORTERA, Frank	1965-67
POTTER, F.E.	1913-15
POTTS, Jocko	1967-70
POWELL, Jay	1991-93
POWER, Frank	1954-57
POWER, Mark	1995-97
POWERS, Connor	2007-10
POWERS, Ryan	2008-09
PRATHER, R. Jr.	1902-04
PRICE, Spencer	2017, present
PRIESTER, R.L.	1926-28
PRIESTER, V.D.	1940-41
PRITCHARD, Lamar	1971-72, 74
PROFFITT, Mike	1969-72
PRUETT, Jim	1957-59
PRUSER, Mike	1980
PRYOR, R.M. Jr.	1943
PURVIS, Russell	1960

Q	
QUINN, Tom	1990-92

R	
RAFFO, Tommy	1987-90
RAMSEY, Saunders	2003-05
RANDOLPH, Zack	2014
RATH, Gary	1992-94
RAWDOW, Frank	2009
RAWLIS, R.D.	1921-23
RAY, Carl	1960
RAY, T.J.	1886-87
REA, Jeffrey	2004-07
REA, Wes	2012-15
REAGAN, Josh	1978-79
REDD, Ricky Joe	1992-95
REDDEN, O.S.	1928
REED, Bobby	1988-90
REED, Caleb	2009-12
REED, R.E.	1939
REEDER, Claude	1963-65
REID, W.D.	1905-06
REINIKE, Chris	1997-98
REINSTETLE, Dwight	1972

RENFROE, Hunter	2011-13
REYES, Louis	1974
REYNOLDS, Luke	2015
RHODES, Joe	1950
RICE, Andy	2006-08
RICHARDSON, Matt	2006-07
RIDDLE, Larry	1974-75
RIGBY, Ryan	2016
ROBBINS, Wayne	1956-58
ROBERTS, W.G.	1905-07
ROBERTS, J.M.	1915
ROBINS, E.L.	1890-93, 95
ROBINSON, Don	1975-78
ROBINSON, Don	1950
ROBINSON, Jason	1994
ROBINSON, Jim	1988-90
ROBSON, Jacob	2013, 15-16
ROCK, Jamie	1999-2000
ROGERS, Jeff	1914-15
ROOKER, Brent	2015-17
ROPER, M.A.	1933
RORIE, Bill	1967-70
ROSEBOROUGH, E.H.	1907
ROSSEAU, T.H.	1892-93, 95
ROUTT, Nick	2009, 11-12
ROWAN, C.	1885
RUBY, A.R.	1928-29
RUDD, E.I.	1896-97
RUSSELL, C.E.	1919-20
RUSSELL, C.H.	1908-10
RUSSELL, T.G.	1896-97
RUTLEDGE, Michael	2005-07

S	
SAHLER, Mike	1975
SAUNDERS, H.T.	1898-99
SAUNDERS, W.B.	1917-20
SCARBROUGH, Tyler	2003-04
SCHLOSSER, Randy	1979-80
SCHNEIDER, Sonny	1947-50
SCHOENROCK, Bill	1958-60
SCIONEAX, Frank	1996-97
SCOTT, John	1984-86
SELF, T.E.	1947-49
SELF, Riley	2017-present
SEXTON, Austin	2014-16
SHANKS, F.D.	1941-42
SHANNON, C.R.	1890-91, 93
SHARPE, L.K.	1885-89
SHAVE, Jon	1987-90
SHAW, J.V.	1935
SHAW, M.J.	1914-17
SHEFFIELD, Neil	1960-61
SHELLY, John Marc	2013
SHEPHERD, Jaron	2010-11
SHEPHERD, Scott	1975-77
SHEPPARD, Joe	1948-50
SHIELDS, D.A.	1902
SHOWALTER, Nat	1977
SHREWSBERRY, John	1979-81
SHUMAKER, Brad	1996-97
SHUMAKER, Cole	1967-69
SIKES, C.H.	1932-34
SIKES, D.O.	1923
SILVA, Gray	2004
SKELTON, Dustin	2017-present
SLAUTER, Mitch	2012-13
SMALL, Ethan	2016, 2018-present
SMITH, Bob	1980
SMITH, Blake	2016-18
SMITH, Charlie	1963-65
SMITH, E.G.	1940-41
SMITH, F.M.	1908-11
SMITH, H.	1899
SMITH, H.E. Jr.	1934-35
SMITH, Herman	1946
SMITH, Mike	1977-78
SMITH, Mike	2015-16
SNEED, Russ	2007-10
SNYDER, H.L.	1943-47
SOTTILE, Lou	1980-81
SPARKMAN, Sparky	1997-98
SPEED, David	1965-66
SPENCER, A.L.	1919

SPICA, Rick	1971-72
SPRAGGINS, H.F. Jr.	1940-42
SPRUIELL, Matt	2015
STANTON, Bill	1956
STARK, Taylor	2011
STARK, W.	1902
STATUM, Bobby	1975
STATZ, Tim	2011
STEVENSON, R.V.	1911
STEWART, M.M.	1939
STILL, Phil	1968-71
STINSON, E.B.	1888-89
STOVALL, Hunter	2016-18
STOVALL, W. D. R.	1920-21
STRAITS, John	1994-95
STRATTON, Chris	2010-12
STRINGER, J.I.	1925-26
STRINGER, W.L. Jr.	1934-35
STUART, C.E.	1925-27
STUBBS, A.B.	1936-38
STUBBS, A.F.	1937
STUBBS, H.T.	1939-40
SUSCE, Steve	1979-81
SUTTON, R.T.	1939
SWINDLE, Lee	2008-09

T	
TACKETT, Daniel	2004-05
TANKSLEY, Scott	1993-95
TAQUINO, Michael	2000
TATUM, Craig	2003-04
TATUM, Ken	1964-66
TATUM, Vance	2014-16
TAYLOR, L.B.	1932-33
TAYLOR, Mark	1981-82
TERRY, Brian	1997-00
THIESEN, Gator	1984-85
THIGPEN, Bobby	1984-85
THIGPEN, Wes	2010-11
THOMPSON, E.T.	1930-32
THOMPSON, Jerry	1969-71
THOMPSON, L.R.	1926-28
THOMPSON, W.L.	1897
THOMS, Hank	1997-99
THOMS, Josh	2002-04
THOMS, Lake	1998-99
THOMS, Rusty	1995-98
TILLER, T.E. Jr.	1946
TINSLEY, Brooks	2006
TOMKINS, Larry	1994-95
TORRES, Pete	1978-79
TOWNES, R.B.	1919
TRIBOLET, Scott	1994-95
TROTTER, G.P.	1903-07
TRUITT, J.F.	1942
TUCKER, J.B.	2002-03
TURCOTTE, Louis	1976
TURNER, Brandon	2007-08
TURNER, Charles	1957-59
TURNER, I.S.	1922-25

U	
UNDERWOOD, Bee	1933-34
UNSER, Del	1964-66
UTTERBACK, W.E.	1891

V	
VALENTINE, Mike	2005-07
VAN CLEVE, Dan	1982-85
VANDEVERE, D.C.	1929-31
VANSAU, Hunter	2017-18
VAUGHN, Jack	1956
VAUGHN, J.S.	1924
VEAZEY, J.C.	1897
VENABLE, J.C.	1943
VICKERSON, Jake	2014-15
VICKERSON, Nick	2010-11
VOSS, David	1970-72

W	
WADDELL, Trent	2015
WAITS, F.A.	1932-34
WALKER, Cody	2014-15
WALKER, Gerald	1951-53

HISTORY & HONORS

WALLACE, B.J.	1990-92
WALLACE, Glenn	1967-69
WALTERS, Barry	1996-98
WALTERS, J.F.	1935-37
WALTON, F.L.	1910
WARBURTON, John	1991
WARD, R.B.	1936-38
WASHINGTON, Gary	1965-67
WASHINGTON, Manuel	1967-69
WATSON, C.C.	2010
WATTS, Lee	1946, 48-49
WAX, H.O.	1918
WAX, J.A.	1931
WEATHERFORD, Aaron	2006-08
WEAVER, Trent	1986
WEAVER, Tri	1985-86
WEBB, Ben	1986
WEBB, J.W.	1928-29
WEDDELL, F.J.	1890-93
WEEMS, J.L.	1934
WEISHEIM, Tim	1978-79
WELLS, Harold	1952-53
WENDTLAND, Wal	1975-76
WENTZ, Bob	1953
WESSON, Jared	2009
WEST, Josh	1998-01
WESTBURG, Jordan	2018-present
WHEELER, Brett	1996-98
WHEELER, J.O.	1885
WHEELER, M.J.	1906
WHITE, J.N.	1919-20
WHITE, Pete	1980-83
WHITNEY, Tyler	2007-10
WHITTEN, L.H.	1907-09
WIENIEWITZ, Spud	1973-74
WIESE, Brian	1996-99
WILDER, E.	1917-18
WILFORD, F.C.	1941
WILLCUTT, Jason	1998-99
WILLCUTT, Jimmy	1962-64
WILLIAMS, Charlie	1953-55
WILLIAMS, Drew	1991-94
WILLIAMS, Jesse	1955-56
WILLIAMS, Julian	1954
WILLIAMS, Lee	1950-52
WILLIAMS, W.J.	1910
WILLINGHAM, Phillip	1998-01
WILLOUGHBY, Gary	1975-77
WILSON, Joe	1955-56
WINFORD, Barry	1986-89
WINFORD, Ron	1987-89
WINKLER, Brad	1980-83
WILSON, Andy	2004-08
WILSON, Joe	1954
WOMACK, S.K.	1919
WOOD, H.E.	1937-39
WOOD, W.T. Jr.	1936-38
WOODRUFF, Brandon	2012-14
WOOTEN, Josh	2000-01
WREN, Cliff	1999
WRIGHT, Daron	1999-2000
WRIGHT, Ernie	1989

Y

YARBROUGH, Greg	1968
YEATES, C.W.	1892-93, 95
YEATES, E.D.	1896-97, 99
YEATES, N.	1905
YILLING, Fred	1968-70
YOUNG, Chris	2000-02
YOUNG, Glen	1981-82
YOUNG, Paul	2016
YOUNG, Pete	1987-89

Z

ZELMER, Dan	1982-84
-------------	---------



STATE TO THE SHOW

MAJOR LEAGUE BASEBALL

(59 Diamond Dawgs have appeared in Major League Baseball)

GLEN "LEFTY" BOLTON 1B						
MSU Career: 1924-26						
Teams: Cleveland (1928)						
MLB Debut: Sept. 21, 1928 (vs. WSH)						
Final MLB Game: Sept. 30, 1928 (vs. BOS)						
Notes: Both career hits were triples.						
CAREER	G	AB	H	HR	RBI	AVG
One Year	4	13	2	0	0	.154

JIMMY BRAGAN COACH						
MSU Career: 1947-50 (Player), 1957 (Head Coach)						
Teams: Cincinnati (1967-69), Montreal (1970-72), Milwaukee (1976-77)						

JEFF BRANTLEY P						
MSU Career: 1982-85						
Teams: San Francisco (1988-93), Cincinnati (1994-97), St. Louis (1998), Philadelphia (1999-2000), Texas (2001)						
MLB Debut: Aug. 5, 1988 (vs. ATL)						
Final MLB Game: May 23, 2001 (vs. TB)						
Notes: All-Star (1990), Rolaids Relief Man Award (1996), Led MLB with 44 saves in 1996.						
CAREER	G-GS	W-L	IP	ERA	SO	SV
14 Years	615-18	43-46	859.1	3.39	728	172

ED CHAPMAN P						
MSU Career: 1926-27						
Teams: Washington (1933)						
MLB Debut: Aug. 6, 1933 (vs. PHA)						
Final MLB Game: Oct. 1, 1933 (vs. PHA)						
CAREER	G-GS	W-L	IP	ERA	SO	SV
One Year	6-1	0-0	9.0	8.00	4	0

TRAVIS CHAPMAN 3B						
MSU Career: 1997-2000						
Teams: Philadelphia (2003)						
MLB Debut: Sept. 9, 2003 (vs. ATL)						
Final MLB Game: Sept. 9, 2003 (vs. ATL)						
CAREER	G	AB	H	HR	RBI	AVG
One Year	1	1	0	0	0	.000

BUBBA CHURCH P						
MSU Career: Attendee						
Teams: Philadelphia (1950-52), Cincinnati (1952-53), Chicago Cubs (1953-55)						
MLB Debut: April 30, 1950 (vs. BSN)						
Final MLB Game: May 1, 1955 (vs. PHI)						
CAREER	G-GS	W-L	IP	ERA	SO	SV
Six Years	147-96	36-37	713.1	4.10	274	4

WILL CLARK 1B						
MSU Career: 1983-85						
Teams: San Francisco (1986-93), Texas (1994-98), Baltimore (1999-2000), St. Louis (2000)						
MLB Debut: April 8, 1986 vs. HOU						
Final MLB Game: Oct. 1, 2000 vs. CIN						
Notes: Six-time All-Star (1988-92, 94), Two-time Silver Slugger (1989, 1991), Gold Glove (1991), 1989 NLCS MVP, No. 2 in 1989 NL MVP voting, Hit a home run in professional debut and final game, Hit a home run in his first-career at-bat off of Hall of Fame pitcher Nolan Ryan.						
CAREER	G	AB	H	HR	RBI	AVG
15 Years	1976	7173	2176	284	1205	.303

HUGH CRITZ 2B						
MSU Career: 1919-20						
Teams: Cincinnati (1924-30), New York Giants (1930-35)						
MLB Debut: May 31, 1924 (vs. SLB)						
Final MLB Game: Sept. 27, 1935 (vs. BSN)						
Notes: Won the 1933 World Series						
CAREER	G	AB	H	HR	RBI	AVG
12 Years	1478	5930	1591	38	531	.268

ERIC DUBOSE P						
MSU Career: 1995-1997						
Teams: Baltimore (2002-06)						
MLB Debut: Sept. 19, 2002 (vs. TOR)						
Final MLB Game: April 7, 2006 (vs. BOS)						
CAREER	G-GS	W-L	IP	ERA	SO	SV
Five Years	52-27	9-15	188.1	5.21	115	0

ED EASLEY C						
MSU Career: 2005-07						
Teams: St. Louis (2015)						
MLB Debut: May 29, 2015 (vs. LAD)						
Final MLB Game: Oct. 4, 2015 (vs. ATL)						
YEAR	G	AB	H	HR	RBI	AVG
2015	4	6	0	0	1	.000
One Year	4	6	0	0	1	.000

SAMMY ELLIS P/COACH						
MSU Career: 1961						
Teams (Player): Cincinnati (1962, 64-67), California (1968), Chicago [AL] (1969)						
Teams (Coach): New York [AL] (1983-84; 1986), Chicago [AL] (1989-91), Chicago [NL] (1992), Seattle (1993-94), Boston (1996), Baltimore (2000)						
MLB Debut (Player): April 14, 1962 (vs. SFG)						
Final MLB Game (Player): June 8, 1969 (vs. NYY)						
Notes: All-Star (1965)						
CAREER	G-GS	W-L	IP	ERA	SO	SV
Seven Years	229-140	63-58	1004.0	4.15	677	18

BOBBY ETHERIDGE 3B						
MSU Career: 1961						
Teams: San Francisco (1967, 1969)						
MLB Debut: July 16, 1967 (vs. CHC)						
Final MLB Game: Oct. 2, 1969 (vs. SDP)						
CAREER	G	AB	H	HR	RBI	AVG
Two Years	96	246	60	2	25	.244

RAGS FAIRCLOTH P						
MSU Career: 1911-12						
Teams: Philadelphia (1919)						
MLB Debut: May 6, 1919 (vs. BRO)						
Final MLB Game: May 15, 1919 (vs. PIT)						
CAREER	G-GS	W-L	IP	ERA	SO	SV
One Year	2-0	0-0	2.0	9.00	0	0

DAVID "BOO" FERRISS P						
MSU Career: 1941-42						
Teams: Boston (1945-50)						
MLB Debut: Aug. 29, 1945 (vs. PHA)						
Final MLB Game: April 18, 1950 (vs. NYY)						
Notes: Two-time All-Star (1945-46), 1945 All-Star selection came during his rookie year, Led MLB in win percentage at .806 in 1946, Threw a complete game shutout in his major league debut.						
CAREER	G-GS	W-L	IP	ERA	SO	SV
Six Years	144-103	65-30	880.0	3.64	296	8

ADAM FRAZIER IF/OF						
MSU Career: 2011-13						
Teams: Pittsburgh (2016-PRESENT)						
MLB Debut: June 24, 2016 (vs. LAD)						
Notes: Pittsburgh Pirates Heart and Hustle Award (2017).						
YEAR	G	AB	H	HR	RBI	AVG
2016	66	146	44	2	11	.301
2017	121	406	112	6	53	.276
2018	113	318	88	10	35	.277
Three Years	300	870	244	18	99	.280

MAJOR LEAGUE BASEBALL



CHAD GIRODO P						
MSU Career: 2010-13						
Teams: Toronto (2016)						
MLB Debut: April 26, 2016 (vs. OAK)						
CAREER	G-GS	W-L	IP	ERA	SO	SV
2016	14-0	0-0	10.1	4.35	5	0
One Year	14-0	0-0	10.1	4.35	5	0

MATT GINTER P						
MSU Career: 1996-97						
Teams: Chicago [AL] (2000-2003), New York [NL] (2004), Detroit (2005), Cleveland (2008)						
Teams (Player): St. Louis (1954-56, 59-62), Cincinnati (1956-58), Chicago [NL] (1962-63)						
Teams (Coach): Pittsburgh (1965-69), Cincinnati (1970-75; 1978), Milwaukee (1976-77), Atlanta (1979), Detroit (1980-1991)						
MLB Debut: Sept. 1, 2000 (vs. ANA)						
Final MLB Game: Aug 3, 2008 (vs. MIN)						
CAREER	G-GS	W-L	IP	ERA	SO	SV
Seven Years	96-19	5-7	232.0	5.43	132	1

ALEX GRAMMAS IFELDER/COACH-MANAGER						
MSU Career: 1947-49						
Teams: Toronto (2014), Oakland (2015-2018), Chicago [NL] (2019-PRESENT)						
Teams (Player): St. Louis (1954-56, 59-62), Cincinnati (1956-58), Chicago [NL] (1962-63)						
Teams (Coach): Pittsburgh (1965-69), Cincinnati (1970-75; 1978), Milwaukee (1976-77), Atlanta (1979), Detroit (1980-1991)						
MLB Debut (Player): April 13, 1954 (vs. CHC)						
Final MLB Game (Player): Sept. 29, 1963 (vs. MLN)						
CAREER	G	AB	H	HR	RBI	AVG
10 Years	913	2073	512	12	163	.247

CAREER	W-L	PCT.	TEAMS
Three Years	137-191	.418	Pittsburgh/Milwaukee

KENDALL GRAVEMAN P						
MSU Career: 2010-13						
Teams: Toronto (2014), Oakland (2015-2018), Chicago [NL] (2019-PRESENT)						
MLB Debut: Sept. 5, 2014 (vs. BOS)						
CAREER	G-GS	W-L	IP	ERA	SO	SV
2014	5-0	0-0	4.2	3.86	4	0
2015	21-21	6-9	115.2	4.05	77	0
2016	31-31	10-11	186.0	4.11	108	0
2017	19-19	6-4	105.1	4.19	70	0
2018	7-7	1-5	34.1	7.60	27	0
Five Years	83-78	23-29	446.0	4.38	286	0

PAUL GREGORY P						
MSU Career: 1928-30						
Teams: Chicago [AL] (1932-33)						
MLB Debut: April 20, 1932 (vs. SLB)						
Final MLB Game: Sept. 24, 1933 (vs. CLE)						
CAREER	G-GS	W-L	IP	ERA	SO	SV
Two Years	56-26	9-14	221.1	4.72	57	0

BUNN HEARN P						
MSU Career: 1908-09						
Teams: St. Louis (1910-11), New York Giants (1913), Pittsburgh Rebels (1915), Boston Braves (1918-20)						
MLB Debut: Sept. 17, 1910 (vs. NYG)						
Final MLB Game: July 2, 1920 (vs. NYG)						
CAREER	G-GS	W-L	IP	ERA	SO	SV
Six Years	66-40	13-24	399.2	3.56	111	0

JONATHAN HOLDER P						
MSU Career: 2012-14						
Teams: New York [AL] (2016-PRESENT)						
MLB Debut: Sept. 2, 2016 (vs. BAL)						
CAREER	G-GS	W-L	IP	ERA	SO	SV
2016	8-0	0-0	8.1	5.40	5	0
2017	37-0	1-1	39.1	3.89	40	0
2018	60-1	1-3	66.0	3.14	60	0
Three Years	105-1	2-4	113.2	3.56	105	0

JIM HOWARTH OF						
MSU Career: 1967-68						
Teams: San Francisco (1971-74)						
MLB Debut: Sept. 5, 1971 (vs. HOU)						
Final MLB Game: May 19, 1974 (vs. SDP)						
CAREER	G	AB	H	HR	RBI	AVG
Four Years	152	226	49	1	16	.217

DAKOTA HUDSON P						
MSU Career: 2014-16						
Teams: St. Louis (2018-PRESENT)						
MLB Debut: Aug. 4, 2018						
Notes: St. Louis Cardinals Minor League Pitcher of the Year (2018)						

CAREER	G-GS	W-L	IP	ERA	SO	SV
2018	26-0	4-1	27.1	2.63	19	0
One Year	26-0	4-1	27.1	2.63	19	0

ALAN JOHNSON P						
MSU Career: 2003-05						
Teams: Colorado (2011)						
MLB Debut: April 17, 2011 (vs. CHC)						
Final MLB Game: April 17, 2011 (vs. CHC)						

CAREER	G-GS	W-L	IP	ERA	SO	SV
One Year	1-1	0-0	4.0	9.00	3	0

JON KNOTT OF						
MSU Career: 1998-2001						
Teams: San Diego (2004, 2006), Baltimore (2007)						
MLB Debut: May 30, 2004 (vs. MIL)						
Final MLB Game: Aug. 1, 2007 (vs. OAK)						

CAREER	G	AB	H	HR	RBI	AVG
Three Years	19	31	6	1	5	.194

JACK LAZORKO P						
MSU Career: 1977-78						
Teams: Milwaukee (1984), Seattle (1985), Detroit (1986), California (1987-88)						
MLB Debut: June 4, 1984 (vs. BAL)						
Final MLB Game: Sept. 27, 1988 (vs. MIL)						

CAREER	G-GS	W-L	IP	ERA	SO	SV
Five Years	69-15	5-8	222.0	4.22	108	2

JACOB LINDGREN P						
MSU Career: 2012-14						
Teams: New York [AL] (2015-16), Atlanta (2017-18), Chicago [AL] (2019-PRESENT)						
MLB Debut: May 25, 2015 (vs. LAD)						

CAREER	G-GS	W-L	IP	ERA	SO	SV
2015	7-0	0-0	7.0	5.14	8	0
One Year	7-0	0-0	7.0	5.14	8	0

CARLTON LOEWER P						
MSU Career: 1992-94						
Teams: Philadelphia (1998-99), San Diego (2001, 2003)						
MLB Debut: June 14, 1998 (vs. CHC)						

Final MLB Game: June 7, 2003 (vs. MIN)						
CAREER	G-GS	W-L	IP	ERA	SO	SV
Four Years	48-41	10-18	238.1	6.12	118	0

JIM LYLE P						
MSU Career: 1915						
Teams: Washington Senators (1925)						
MLB Debut: Oct. 2, 1925 (vs. BOS)						
Final MLB Game: Oct. 2, 1925 (vs. BOS)						

CAREER	G-GS	W-L	IP	ERA	SO	SV
One Year	1-0	0-0	3.0	6.00	3	0

PAUL MAHOLM P						
MSU Career: 2000-03						
Teams: Pittsburgh (2005-11), Chicago [NL] (2012), Atlanta (2012-13), Los Angeles [NL] (2014)						
MLB Debut: June 20, 2005 (vs. SFG)						
Final MLB Game: May 19, 2010 (vs. ARI)						

CAREER	G-GS	W-L	IP	ERA	SO	SV
10 Years	273-250	77-100	1556.1	4.30	984	0

CHRIS MALONEY MANAGER						
MSU Career: 1982-83						
Teams: St. Louis, 1B Coach (2012-17), Mississippi Braves, Class-AA (2017-PRESENT)						



BRANDON MEDDERS | P

MSU Career: 2000-01
Teams: Arizona (2005-08), San Francisco (2009-10)
MLB Debut: June 20, 2005 (vs. SFG)
Final MLB Game: May 19, 2010 (vs. ARI)

CAREER	G-GS	W-L	IP	ERA	SO	SV
Six Years	210-0	16-7	234.2	3.61	175	1

MONROE MITCHELL | P

MSU Career: 1920-22
Teams: Washington Senators (1923)
MLB Debut: July 11, 1923 (vs. SLB)
Final MLB Game: Aug. 29, 1923 (vs. DET)

CAREER	G-GS	W-L	IP	ERA	SO	SV
One Year	10-6	2-4	41.2	6.48	8	2

WILLIE MITCHELL | P

MSU Career: 1905-09
Teams: Cleveland (1909-16), Detroit (1916-19)
MLB Debut: Sept. 22, 1909 vs. BOS
Final MLB Game: May 31, 1919 vs. SLB

CAREER	G-GS	W-L	IP	ERA	SO	SV
11 Years	276-190	83-92	1632.0	2.88	921	4

TYLER MOORE | 1B

MSU Career: 2008
Teams: Washington (2012-15), Miami (2016-2017)
MLB Debut: April 29, 2012 (vs. LAD)
Last MLB Game: Oct. 1, 2017 (vs. ATL)

CAREER	G	AB	H	HR	RBI	AVG
Five Years	381	788	180	30	121	.228

MITCH MORELAND | 1B/OF

MSU Career: 2005-07
Teams: Texas (2010-2016), Boston (2017-PRESENT)
MLB Debut: July 29, 2010 vs. OAK
Notes: Gold Glove (2016), All-Star (2018), World Series Champion (2018).

YEAR	G	AB	H	HR	RBI	AVG
2010	47	145	37	9	25	.255
2011	134	464	120	16	51	.259
2012	114	327	90	15	50	.275
2013	147	462	107	23	60	.232
2014	52	167	41	2	23	.246
2015	132	471	131	23	85	.278
2016	147	460	107	22	60	.233
2017	149	508	125	22	79	.246
2018	124	404	99	15	68	.245
Nine Years	1046	3408	857	147	501	.251

BUDDY MYER | IF

MSU Career: 1922-24
Teams: Washington Senators (1925-27; 1929-41), Boston (1927-28)
MLB Debut: Sept. 26, 1925 (vs. SLB)
Final MLB Game: Sept. 24, 1941 (vs. BOS)
Notes: Led American League with 30 stolen bases (1928), Won the 1935 American League batting title (.349), Two-time All-Star (1935, 1937).

CAREER	G	AB	H	HR	RBI	AVG
17 Years	1923	7038	2131	38	848	.303

BOBBY MYRICK | P

MSU Career: 1971-74
Teams: New York [NL] (1976-78)
MLB Debut: May 28, 1976 (vs. STL)
Final MLB Game: May 18, 1978 (vs. ATL)

CAREER	G-GS	W-L	IP	ERA	SO	SV
Three Years	82-5	3-6	139.2	3.48	73	2

RAFAEL PALMEIRO | 1B

MSU Career: 1983-85
Teams: Chicago [NL] (1986-88), Texas (1989-93; 1999-2003), Baltimore (1994-98; 2004-05)
MLB Debut: Sept. 8, 1986 (vs. PHI)
Final MLB game: Aug. 30, 2005 (vs. TOR)
Notes: 1 of 5 players with 500 HR and 3,000 hits (Hank Aaron, Willie Mays, Eddie Murray, Alex Rodriguez), No. 13 in career home runs (569), No. 17 all-time in career RBIs (1,835), No. 20 in career doubles (585), No. 28 in career hits (3,020), Four-time All-Star (1988, 1991, 1998, 1999), Three-time Gold Glove (1997-99), Two-time Silver Slugger (1998-99), Sporting News Major League Player of the Year (1999), Led American League in hits (191; 1990), Led the American League in doubles (49; 1991), Led the American League in runs scored (124; 1993).

CAREER	G	AB	H	HR	RBI	AVG
20 Years	2831	10,472	3,020	569	1835	.288

JONATHAN PAPELBON | P

MSU Career: 2001-03
Teams: Boston (2005-11), Philadelphia (2012-15), Washington (2015-2016)
MLB Debut: July 31, 2005 (vs. MIN)
Final MLB game: Aug. 6, 2016 (vs. SFG)
Notes: No. 9 in career saves (368), World Series Champion (2007), Six-time All-Star (2006-09, 2012, 2015), No. 23 in American League Rookie of the Year voting (2006), Owned a 1.00 ERA and 0.82 WHIP with 7 saves in his postseason career (27.1 IP)

CAREER	G-GS	W-L	IP	ERA	SO	SV
12 Years	689-3	41-36	725.2	2.44	808	368

ADAM PIATT | OF

MSU Career: 1995-97
Teams: Oakland (2000-03), Tampa Bay (2003)
MLB Debut: April 24, 2000 (vs. TOR)
Final MLB Game: Sept. 23, 2003 (vs. TOR)

CAREER	G	AB	H	HR	RBI	AVG
Four Years	212	521	129	16	65	.248

JAY POWELL | P

MSU Career: 1991-93
Teams: Florida (1995-98), Houston (1998-2001), Colorado (2001), Texas (2002-04), Atlanta (2005)
MLB Debut: Sept. 10, 1995 (vs. ATL)
Final MLB Game: July 29, 2005 (vs. PIT)
Notes: World Series Champion (1997)

CAREER	G-GS	W-L	IP	ERA	SO	SV
11 Years	512-0	36-23	542.1	4.17	423	22

GARY RATH | P

MSU Career: 1992-94
Teams: Los Angeles (1998), Minnesota (1999)
MLB Debut: June 2, 1998 (vs. STL)
Final MLB Game: June 22, 1999 (vs. CHW)

CAREER	G-GS	W-L	IP	ERA	SO	SV
Two Years	8-1	0-1	8.0	11.25	5	0

HUNTER RENFROE | OF

MSU Career: 2011-13
Teams: San Diego (2016-PRESENT)
MLB Debut: Sept. 21, 2016
Notes: Set San Diego Padres rookie record for home runs (26) in 2017

YEAR	G	AB	H	HR	RBI	AVG
2016	11	35	13	4	14	.371
2017	122	445	103	26	58	.231
2018	117	403	100	26	68	.248
Three Years	250	883	216	56	140	.245

JIM ROBERTS | P

MSU Career: 1915
Teams: Brooklyn Robins (1924-25)
MLB Debut: July 15, 1924 (vs. STL)
Final MLB Game: April 16, 1925 (vs. PHI)

CAREER	G-GS	W-L	IP	ERA	SO	SV
Two Years	12-5	0-3	26.1	7.18	10	0

MAJOR LEAGUE BASEBALL



RAY ROBERTS | P

MSU Career: 1917-19
Teams: Philadelphia Athletics (1919)
MLB Debut: Sept. 12, 1919 (vs. CHW)
Final MLB Game: Sept. 26, 1919 (vs. NYY)

CAREER	G-GS	W-L	IP	ERA	SO	SV
One Year	3-2	0-2	14.0	7.71	2	0

JON SHAVE | 2B

MSU Career: 1987-90
Teams: Texas (1993, 1999), Minnesota (1998)
MLB Debut: May 15, 1993 (vs. CHW)
Final MLB Game: Oct. 3, 1999 (vs. ANA)

CAREER	G	AB	H	HR	RBI	AVG
Three Years	79	160	46	1	21	.288

NAT "BUCK" SHOWALTER | MANAGER

MSU Career: 1977
Teams: New York [AL] (1992-95), Arizona (1998-2000), Texas (2003-06), Baltimore (2010-2018)
Notes: Three-time American League Manager of the Year (1994, 2004, 2014), One of 22 managers to coach 3,000 games all-time.

YEAR	W-L	PCT.	TEAM
20 Years	1551-1517	.506	Four Teams

HOMER SPRAGINS | P

MSU Career: 1940-42
Teams: Philadelphia (1947)
MLB Debut: Sept. 13, 1947 (vs. CHC)
Final MLB Game: Sept. 21, 1947 (vs. NYG)

CAREER	G-GS	W-L	IP	ERA	SO	SV
One Year	4-0	0-0	5.1	6.75	3	0

CHRIS STRATTON | P

MSU Career: 2010-12
Teams: San Francisco (2016-PRESENT)
MLB Debut: May 30, 2016 (vs. ATL)

CAREER	G-GS	W-L	IP	ERA	SO	SV
2016	7-0	1-0	10.0	3.60	6	0
2017	13-10	4-4	58.2	3.68	51	1
2018	28-26	10-10	145.0	5.09	112	0
Three Years	48-36	15-14	213.2	4.63	169	1

CRAIG TATUM | C

MSU Career: 2003-04
Teams: Cincinnati (2009), Baltimore (2010-11)
MLB Debut: July 21, 2009 (vs. LAD)
Final MLB Game: Sept. 25, 2011 (vs. DET)

CAREER	G	AB	H	HR	RBI	AVG
Three Years	100	269	60	1	22	.223

KEN TATUM | P

MSU Career: 1964-66
Teams: California (1969-70), Boston (1971-73), Chicago [AL] (1974)
MLB Debut: May 28, 1969 (vs. CLE)
Final MLB Game: July 1, 1974 (vs. KCR)
Notes: No. 4 in American League Rookie of the Year voting (1969)

CAREER	G-GS	W-L	IP	ERA	SO	SV
Six Years	176-2	16-12	282.2	2.93	156	52

BOBBY THIGPEN | P/COACH

MSU Career: 1984-85
Teams (Player): Chicago [AL] (1986-93), Philadelphia (1993), Seattle (1994)
Teams (Coach): Chicago [AL] (2013-2016)
MLB Debut (Player): Aug. 6, 1986 (vs. BOS)
Final MLB Game (Player): April 27, 1994 (vs. NYY)
Notes: All-Star (1990), Rolaids Relief Man Award (1990), Led MLB with 57 saves (1990), No. 5 in AL MVP voting (1990), No. 4 American League Cy Young voting (1990), No. 50 in career saves (201).

CAREER	G-GS	W-L	IP	ERA	SO	SV
Nine Years	448-0	31-36	568.2	3.43	367	201

DEL UNSER | OF

MSU Career: 1964-66
Teams: Washington Senators (1968-71), Cleveland (1972), Philadelphia (1973-74; 79-82), New York [NL] (1975-76), Montreal (1976-78)
MLB Debut: April 10, 1968 (vs. MIN)
Final MLB Game: June 6, 1982 (vs. HOU)
Notes: No. 2 in American League Rookie of the Year voting (1968), World Series Champion (1980).

CAREER	G	AB	H	HR	RBI	AVG
15 Years	1799	5215	1344	87	481	.258

FRED WALTERS | C

MSU Career: 1935-37
Teams: Boston (1945)
MLB Debut: April 17, 1945 (vs. NYY)
Final MLB Game: Aug. 9, 1945 (vs. DET)

CAREER	G	AB	H	HR	RBI	AVG
One Year	40	93	16	0	5	.172

SID WOMACK | P

MSU Career: 1919
Teams: Boston Braves (1926)
MLB Debut: Aug. 15, 1926 (vs. BRO)
Final MLB Game: Aug. 15, 1926 (vs. BRO)

CAREER	G	AB	H	HR	RBI	AVG
One Year	1	3	0	0	1	.000

BRANDON WOODRUFF | P

MSU Career: 2012-14
Teams: Milwaukee (2017-PRESENT)
MLB Debut: Aug. 4, 2017 (vs. TBR)
Notes: One of three relief pitchers to hit a home run in MLB postseason history (Oct. 12, 2018; NLCS Game One vs. LAD/Clayton Kershaw)

CAREER	G-GS	W-L	IP	ERA	SO	SV
2017	8-8	2-3	43.0	4.81	32	0
2018	19-4	3-0	42.1	3.61	47	1
Two Years	27-12	5-3	85.1	4.22	79	1

CHRIS YOUNG | PITCHING COACH

MSU Career: 2000-02
Teams: Houston (MLB Scouting Supervisor; 2015-17), Philadelphia (2017-PRESENT).

PETE YOUNG | P

MSU Career: 1987-89
Teams: Montreal (1992-93)
MLB Debut: June 5, 2992 (CHC)
Final MLB Game: July 18, 1993 (LAD)

CAREER	G-GS	W-L	IP	ERA	SO	SV
Two Years	17-0	1-0	25.2	3.86	14	0

MLB MISCELLANEOUS

MLB ALL-STARs		(Nine players, 25 selections)	
PLAYER	SELECTIONS	YEARS	
Will Clark	6	1988, 1989, 1990, 1991, 1992, 1994	
Jonathan Papelbon	6	2006, 2007, 2008, 2009, 2012, 2015	
Rafael Palmeiro	4	1988, 1991, 1998, 1999	
David "Boo" Ferriss	2	1945, 1946	
Buddy Myer	2	1935, 1937	
Jeff Brantley	1	1990	
Sammy Ellis	1	1965	
Mitch Moreland	1	2018	
Bobby Thigpen	1	1990	
* Nat "Buck" Showalter managed 1995 American League All-Star Team			

WORLD SERIES CHAMPIONS		<i>(Five players, Five selections)</i>	
YEAR	PLAYER	TEAM	
1933	Hugh Critz	New York Giants	
1980	Del Unser	Philadelphia Phillies	
1997	Jay Powell	Florida Marlins	
2007	Jonathan Papelbon	Boston Red Sox	
2018	Mitch Moreland	Boston Red Sox	
<hr/>			
STATE TO THE SHOW NOTE			
Eight members of the 2012 MSU team have reached the MLB level, which ties the SEC record for MLB players from one team (2001 LSU & 2010 Florida)			



MAJOR LEAGUE BASEBALL DRAFT

(151 student-athletes; 197 selections)

Year	Round	Pos.	Student-Athlete (Pick)	Organization
1965	2	OF	Del Unser#	Minnesota
	6*	C	Frank Porter#	St. Louis
	7*	RHP	Frank Chambers#	Baltimore
1966	1+	OF-1B	Del Unser (18th)	Washington
	2	RHP	Ken Tatum	California
	3^	RHP	Frank Chambers#	Oakland
	3	RHP	James Carroll	San Francisco
	4^	C	Frank Porter#	Oakland
	4^	OF-1B	Del Unser#	Pittsburgh
	5+	C	Frank Porter	Atlanta
	6^	OF	Mike Burns	Cleveland
	6^	RHP	Ken Tatum#	Detroit
	6+	RHP	Frank Chambers	Chicago (AL)
	17	RHP	Claude Passeau	Cincinnati
	24	1B	Glenn Lusk	Atlanta
1968	36	1B	Gary Washington#	New York (AL)
	4+	1B	Gary Washington	New York (AL)
				San Francisco
1969	8	OF	Jim Howarth, OF	Baltimore
	48	RHP	Glenn Wallace, RHP	Baltimore
1969	3	C	John Fletcher	Boston
	23	OF	Manuel Washington	Los Angeles
	31	C	Fred Yilling	Baltimore
1970	10+	3B	Phil Still#	Baltimore
1971	2+	SS	Bobby Crowell	Montreal
	9	3B	Phil Still	New York (AL)
1972	15	LHP	Mike Proffit	St. Louis
	26	OF	Ted Milton#	St. Louis
1973	10^	OF	Ted Milton	California
1974	13	INF	Wayne Pinkerton	Texas
1977	2+	RHP	Jack Lazorko#	New York (AL)
	4^	RHP	James Harris	Cleveland
	5	OF	Nat Showalter	New York (AL)
	17	RHP	Don Robinson	Houston
1978	5	OF	Del Bender	Boston
	11	RHP	Jack Lazorko	Houston
1979	25	LHP	Ken Kurtz	Kansas City
	32	OF	Mike Kelley	Chicago (NL)
1980	26	RHP	Perry Cliburn	Texas
1981	11	OF	Mark Gillaspie	San Diego
	11	RHP	Steve Susce	Pittsburgh
	19	1B	Bruce Castoria#	San Francisco
	20	RHP	Don Mundie	Houston
1982	7	1B	Bruce Castoria	Houston
	15	C	Chuck Bartlett#	Toronto
	29	OF	Dave Klipstein	Milwaukee
1983	9	C	Jay Porter	San Diego
	10	C	Chuck Bartlett	Los Angeles
1984	13	RHP	Jeff Brantley#	Montreal
	15	SS-2B	Gator Thiesen#	New York (AL)
	21	SS	Bob Parker	Houston
1985	1	1B	Will Clark (2nd)	San Francisco
	1	OF	Rafael Palmeiro (22nd)	Chicago (NL)
	4	RHP	Bobby Thigpen	Chicago (AL)
	6	RHP	Jeff Brantley	San Francisco
	10	2B	Gator Thiesen	St. Louis
	21	OF	Dan Van Cleve	Texas
	22	RHP	Gene Morgan	Kansas City
1986	25	RHP	Steve King	Montreal
	25	RHP	Ray Mullino	Chicago (NL)
1987	33	1B	David Mitchell	Atlanta
1988	24	OF	Jody Hurst#	Minnesota
1989	6	RHP	Pete Young	Montreal
	10	OF	Jody Hurst	Detroit
	11	OF	Richie Grayum	Chicago (NL)
	12	C	Barry Winford	Texas
	18	SS	Brad Hildreth	Baltimore
	41	RHP	Bobby Reed#	Chicago (AL)
	56	2B	Jon Shave#	Texas

Year	Round	Pos.	Student-Athlete (Pick)	Organization
1990	3	RHP	Bobby Reed	Texas
	5	2B	Jon Shave	Texas
	8	1B	Tommy Raffo	Miami Miracle
	21	C	Jim Robinson	Chicago (NL)
	22	OF	John Cohen	Minnesota
1991	35	RHP	Tom Quinn, RHP#	San Diego
	30	LHP	Chris George	New York (NL)
1992	1	LHP	B.J. Wallace (3rd)	Montreal
	20	RHP	Chuck Daniel	Chicago (NL)
	44	2B	Charlie Anderson	St. Louis
1993	1	RHP	Jay Powell (19th)	Baltimore
	8	SS	Paul Petrulis, SS	New York (NL)
	24	OF	Ron Brown, OF	Florida
	48	OF	Ricky Joe Redd#	Boston
1994	1	RHP	Carlton Loewer (23rd)	Philadelphia
	2	LHP	Gary Rath	Los Angeles
	44	RHP	Kyle Kennedy#	Seattle
1995	22	RHP	Scott Tanksley	Minnesota
	45	LHP	Brian Clark#	St. Louis
1996	14	RHP	David Hooten	Minnesota
	18	RHP	Keith Dilgard#	Cincinnati
	23	C	Blake Anderson	Colorado
1997	1	LHP	Eric DuBose (21st)	Oakland
	8	3B	Adam Piatt	Oakland
	12	SS	Brad Freeman#	Cleveland
	21	OF	Damian Scioneaux	Tampa Bay
	47	LHP	Jeremy Jackson#	New York (NL)
1998	7	SS	Brad Freeman	St. Louis
	8	RHP	Chris Reinike	Cleveland
	10	LHP	Jeremy Jackson	Kansas City
	15	1B	Richard Lee	Toronto
	20	C	Barry Patton	Cleveland
1999	1	RHP	Matt Ginter (22nd)	Chicago (AL)
	9	C	Chris Curry	Chicago (NL)
	9	RHP	Hank Thoms	Boston
	10	OF	Brian Wiese	Boston
	25	2B	Chris Lotterhos	Cleveland
	33	1B	Cliff Wren	Los Angeles
2000	9	LHP	Mark Freed	Chicago (NL)
	17	3B	Travis Chapman	Philadelphia
	19	RHP	Justin Estel	Montreal
	20	2B	Ty Martin	Texas
	21	RHP	Ryan Carroll#	Boston
	28	LHP	Kevin Donovan	Philadelphia
2001	9	RHP	Brandon Medders	Arizona
	13	RHP	Tanner Brock#	Cincinnati
	15	RHP	Ryan Carroll#	Boston
	22	RHP	Adam Larson#	Baltimore
2002	18	RHP	Chris Young	Colorado
	40	RHP	Jonathan Papelbon#	Oakland
2003	1	LHP	Paul Maholm (8th)	Pittsburgh
	4	RHP	Jonathan Papelbon	Boston
	8	SS	Matthew Maniscalco	Tampa Bay
	13	1B	Matthew Brinson	Colorado
	14	3B	Steve Gendron#	San Diego
	21	LHP	Todd Nicholas#	San Diego
	22	RHP	Jacob Blakeney	Cincinnati
	23	OF	Jon Mungle#	Atlanta
				Milwaukee
2004	3	C	Craig Tatum	Cincinnati
	13	SS	Steve Gendron	Florida
	24	RHP	Jeff Lacher	Florida
	37	RHP	Jamie Gant#	Montreal
	44	OF	Jon Mungle#	Milwaukee
	50	RHP	Saunders Ramsey#	Florida
2005	2	OF	Brad Corley	Pittsburgh
	29	RHP	Jamie Gant	Houston
	43	LHP	Brooks Dunn#	Chicago (AL)
	46	INF	Thomas Berkery#	Texas
	48	OF	Joseph Hunter#	Cleveland
2006	23	LHP	Brooks Dunn	San Diego
	25	OF	Joseph Hunter	Chicago (AL)
	33	OF	Jeffrey Rea#	Boston

MAJOR LEAGUE BASEBALL



Year	Round	Pos.	Student-Athlete (Pick)	Organization
2007	1-5	C	Ed Easley (61st)	Arizona
	16	RHP	Josh Johnson	Tampa Bay
	17	1B	Mitch Moreland	Texas
	18	2B	Jeffrey Rea	Chicago (NL)
2008	3	RHP	Aaron Weatherford	Arizona
	12	2B	Brandon Turner	Florida
	16	1B	Tyler Moore	Washington
	27	OF	Jeff Flagg	New York (NL)
	38	RHP	Ricky Bowen#	Cincinnati
	46	OF	Grant Hogue#	Cincinnati
2009	11	1B	Connor Powers#	Los Angeles (NL)
	35	OF	Grant Hogue	Houston
	43	RHP	Ricky Bowen	Cincinnati
2010	21	1B	Connor Powers	San Diego
	26	SS	Jet Butler	New York (NL)
	34	LHP	Tyler Whitney	Seattle
	38	LHP	Forrest Moore	Florida
2011	9	RHP	Devin Jones	Baltimore
	20	2B	Nick Vickerson	Texas
	24	3B	Jarrod Parks	Los Angeles (AL)
	33	OF	Jaron Shepherd	Colorado
2012	1	RHP	Chris Stratton (20th)	San Francisco
	16	LHP	Nick Routt	Cincinnati
	36	RHP	Kendall Graveman#	Miami
2013	1	OF	Hunter Renfro (13th)	San Diego
	6	SS	Adam Frazier	Pittsburgh
	8	RHP	Kendall Graveman	Toronto
	9	LHP	Chad Girodo	Toronto
	13	RHP	Evan Mitchell	Cincinnati
	22	INF/RHP	Daryl Norris	Detroit
	23	LHP	Luis Polloreña	Texas
2014	2	LHP	Jacob Lindgren	New York (AL)
	6	RHP	Jonathan Holder	New York (AL)
	11	RHP	Brandon Woodruff	Milwaukee
	23	2B	Brett Pirtle	Detroit
2016	1	RHP	Dakota Hudson (34th)	St. Louis
	7	RHP	Reid Humphreys	Colorado
	7	LHP	Daniel Brown	Milwaukee
	9	OF	Jacob Robson	Detroit
	11	RHP	Zac Houston	Detroit
	13	1B	Nathaniel Lowe	Tampa Bay
	13	C	Gavin Collins	Cleveland
	18	LHP	Vance Tatum	Kansas City
	18	RHP	Austin Sexton	St. Louis
	20	C	Jack Kruger	Los Angeles (AL)
	38	OF	Brent Rooker#	Minnesota
2017	1-5	1B/OF	Brent Rooker (35th)	Minnesota
	11	SS	Ryan Gridley	Oakland
	30	OF	Jake Mangum#	New York (AL)
2018	3	LHP	Konnor Pilkington	Chicago (AL)
	14	RHP	J.P. France	Houston
	21	INF	Hunter Stovall	Colorado
	26	LHP	Ethan Small#	Arizona
	31	LHP	Zach Neff	Minnesota
	32	OF	Jake Mangum#	New York (NL)
	32	LHP	Jacob Billingsley	Houston

NOTES:

* - June Class AA Selections

^ - January Secondary Phase

+ - June Secondary Phase

- Indicates players who did not sign with the club that drafted them.

! - Thomas Berkery, drafted by Texas in 2005 and signed with the Rangers just prior to the 2006 June draft.

Since 1965, there have been 151 different Diamond Dawgs selected a total of 197 times in the Major League Baseball Draft, including a school-record 11 in the 2016 draft.

In 2017, National Player of the Year Brent Rooker became the 14th Mississippi State student-athlete drafted in the first round. The 35th overall pick by the Minnesota Twins selection, Rooker was the fourth Diamond Dawg over a five-year span to be selected in the first round, joining Dakota Hudson (2016), Hunter Renfro (2013) and Chris Stratton (2012).



The largest on-campus facility in college baseball, Dudy Noble Field will see the 53rd season of Mississippi State baseball at its current site in 2019. With nearly 1,600 games played at the venue, the Diamond Dawgs bring a .726 winning percentage into the brand new \$68-million facility.

The field is named in honor of longtime MSU baseball coach, athletics director and ABCA Hall of Famer Clarke Randolph "Dudy" Noble. On April 27, 1998 the facility was renamed Dudy Noble Field, Polk-DeMent Stadium, honoring another ABCA Hall of Famer, former Bulldog skipper Ron Polk, and the late Gordon DeMent, a successful businessman and longtime fan of the Diamond Dawgs from Indianola, Mississippi.

THE ORIGIN

From 1929 until 1964, Mississippi State hosted its baseball games at the original on-campus venue, Hardy Field, which was located several hundred yards to the south of the Bulldogs' home football venue, Davis Wade Stadium at Scott Field. The baseball field was closed following the 1964 season to make way for the construction of Dorman Hall and for the next two seasons the Diamond Dawgs played their home games at Redbird Park in Columbus, Mississippi, capturing SEC titles both seasons at their temporary home.

The tin-roofed grandstand and 2,000-seat bleachers from the original Dudy Noble Field were transported to the stadium's present site, which became playable for the 1967 season. Since that time, facility enhancements have followed at a steady pace to make the "Carnegie Hall of College Baseball" one of the finest all-around facilities on the road to Omaha. Among with numerous upgrades, the current site has seen two complete demolitions and reconstructions, the latest occurring during a three-year span from 2017-2019 and opening prior to the start of the 2019 campaign.

LEADING THE ATTENDANCE BOOM

With a laundry list of legendary names on its all-time roster, it comes as no surprise that Mississippi State ranks among the nation's attendance leaders year in and year out. The Dudy Noble Field faithful have sold out the reserved seating allotment every season since 1987.

Along with routinely hosting some of the largest crowds in the SEC, nine of the last 11 three-day Super Bulldog Weekend series have drawn more than 25,000 fans.

MSU eclipsed the 200,000 mark in paid attendance at Dudy Noble Field for six-straight seasons between 2012-17, marking the first such occurrence in the program's history. In 2013, the Diamond Dawgs' five-millionth fan walked through the turnstiles at Dudy Noble Field. Since home attendance figures were charted starting in 1976, the "Carnegie Hall of College Baseball" has seen 6,250,621 fans rush through the gates.

In 18 of the last 19 seasons, Mississippi State has averaged 6,000 fans per game, including a record average of 8,127 during the 2014 campaign. Overall, State has eclipsed the 200,000-fan mark 11 times since 2002, with a school-record 302,558 viewing the 2016 home schedule.

Of the top 25 all-time college baseball on-campus attendances, Dudy Noble Field finds itself on the list 17 times, most notably owning the all-time on-campus attendance record of 15,586 on April 12, 2014. The Bulldogs own 14 of the top 15 marks in NCAA on-campus history and are the only NCAA baseball program to boast on-campus attendances of 14,000 or more. The four largest NCAA Super Regional crowds have assembled in Starkville, Mississippi, as well.

From April 11-13, the Bulldog faithful flooded the gates at Dudy Noble Field to the tune or 39,181 fans for a three-game series versus Ole Miss. The nearly 40,000 fans on the weekend set an NCAA on-campus attendance record for a three-game series.

Dudy Noble Field has ushered in crowds of 10,000 or better 49 times, including 2007 NCAA Super Regional-record draws of 13,715 and 12,620 for nationally-televised, late-morning games against Clemson. With the stadium under construction in 2018, State added a 10,000-plus crowd to the tally, drawing 10,147 fans for the final date against Arkansas on April 21.

Mississippi State has hosted 23 postseason events at the facility, including three NCAA District III Tournaments (1973, 74 & 75), five SEC tournaments (1979, 1981, 1983, 1988 & 1995), 13 NCAA Regionals (1979, 1984, 1985, 1987, 1988, 1989, 1990, 1992, 1997, 2000, 2003, 2013 & 2016) and a pair of NCAA Super Regionals (2007 & 2016).

THE LEFT FIELD LOUNGE

The aura of Mississippi State baseball at Dudy Noble Field is certainly not confined to the loyal legions in the impressive grandstand, pro-style luxury sky suites or luxurious Left Field Lofts.

In fact, some of the more highly-prized seats at Bulldog Baseball games are found beyond the outfield fence in the Left Field Lounge™. Waiting lists greet those seeking to purchase one of the 96 outfield lounges in the iconic two-level outfield tailgate.

Once a colorful assortment of pickup trucks, motor homes, and trailers — most equipped with barbecue grills — lined the outfield fence, completing a circle of humanity at Dudy Noble Field. Now, the permanent lounge spaces are connected to the concourse, allowing everyone to stroll through and experience the iconic lounge culture.

What began in the late 1960s as a popular gathering spot for baseball-loving MSU supporters now forms college baseball's largest tailgate party.

FACILITY EXPANSION

Over the past five decades many projects have commenced at the current site, including a pair of demolitions and countless upgrades to "The Dude." Of the multiple renovations and advancements, the park was demolished and reconstructed in 1987 and again in 2018.

Mississippi State hosted its first SEC Baseball Tournament and NCAA Regional in 1979, winning both and advancing to the program's second College World Series, setting attendance marks while opening eyes along the way.



DUDY NOBLE FIELD

Crowds mushroomed further in the 1980s, as future Major League stars Jeff Brantley, Will Clark, Rafael Palmeiro and Bobby Thigpen led the 1985 Bulldogs to SEC and regional championships, earning MSU's highest national finish at the time, a tie for third place at the College World Series.

The first upgrade to the current site came in 1971, thanks to the generosity of the late E.B. "Dutch" McCool, a former MSU baseball student-athlete and one of the founding fathers of Holiday Inn, Inc., as MSU took the lead in the Southeastern Conference with the installation of a lighting system. The advent of night baseball in Starkville helped build a solid fan base.

Drainage and irrigation systems and an expanded scoreboard with an animation-equipped message center, new batting ranges and an infield tarp became the stadium's next improvements.

It became apparent that support for baseball at State had out-grown the cozy confines of "The Dude" in the mid 1980s. Two years after that magical '85 season, Mississippi State unveiled an impressive \$3.5 million project that made Dudy Noble Field the biggest baseball venue in the Southeastern Conference.

In 1986, the stadium was demolished and rebuilt in less than nine months to be ready for the 1987 season opener. The new venue featured an impressive concrete grandstand structure with 3,700 maroon theater-style seats, an elevated press box, restrooms and ticket, souvenir and concession facilities. The team clubhouse featured a spacious 40-locker dressing room and team area. A pair of 1,500-seat bleachers that once overlooked the end zones at Scott Field, the home of MSU's football Bulldogs, were refurbished and installed along the foul lines, raising seating capacity at Dudy Noble Field to 6,700. The facility was later chosen by Sports Illustrated as the best place to watch college baseball, and it helped ignite a drive to update baseball facilities throughout the SEC and beyond.

The expanded capacity at the stadium also triggered an increase in annual baseball season ticket sales to more than 5,600, virtually assuring Mississippi State's place among national leaders in college baseball attendance annually.

A second permanent concession stand was added in 1989, and a year later, the cinder warning track at the outfield fence was extended to completely encircle the playing surface. That project, along with the installation of a six-foot high padded outfield fence, was made possible by a donation from former MSU All-American and Major League Baseball standout Will Clark.

Best-selling author, MSU alumnus and avid State baseball fan John Grisham donated funding for the next project. In 1993, Grisham's generosity paved the way for the indoor batting tunnel under the first base grandstand. In August 1998, construction got under way on the ambitious project to add 18 sky suites and more than 600 additional chairback seats in the grandstand. With the project completed prior to the 2000 season, the permanent seating capacity at Dudy Noble Field eclipsed the 7,000 mark.

Prior to the start of the 2003 season, 46-foot major league foul poles were added. In 2004, the upgrades to the facility included a new state-of-the-art scoreboard, courtesy of the Henry Mize Foundation, was installed along with new fencing and gates surrounding the main grandstand.

The landscape surrounding the nation's largest on-campus facility grew prior to the 2005 campaign with the completion of the impressive Palmeiro Center and the baseball coaches office complex.

A massive 68,000-square foot, climate-controlled turf indoor practice facility, the Palmeiro Center is located adjacent to Dudy Noble Field. The spacious, \$3.8 million facility was made possible by a generous lead gift of former Bulldog great Rafael Palmeiro and his wife Lynne. The structure features a regulation infield practice area, additional training space and three retractable batting cages.

Nestled between the Palmeiro Center and "The Dude", the baseball coaches complex was made possible by contributions from former Bulldog players Jeff Brantley, Will Clark, Eric DuBose, Paul Maholm, Jay Powell and Bobby Thigpen and former MSU manager James "Bo" McKinnis.

Mississippi State's baseball complex received a boost with the addition of the Bryce Griffis Boardroom, a \$1.5 million, meeting/banquet hall extension on the south end of the Palmeiro Center. The facility features banquet seating for approximately 350.

From 2009-12, facility upgrades totaling more than \$2 million include an expanded state-of-the-art high definition video board, the addition of a new drainage and irrigation system, a new carpet of natural sod and infield dirt, and expanded dugouts.

Even the grandstand got a bit grander with a resurfacing and repainting project. The endeavor was topped off with all-new cupholder-equipped maroon chairback seats. Prior to the start of the 2012 campaign, work was completed on the new sound system. The 36,000-watt amplification system evenly distributed sound to a 78-speaker system to amplify the atmosphere at Dudy Noble Field.

The second demolition at the current site occurred following the 2017 season and the \$68 million facility opened its gates for the 2019 campaign. Architect Wier Boerner Allin, along with consultants Populous and famed stadium architect/State alum Janet Marie Smith designed the project, while construction manager ICM and general contractor JESCO Construction, Inc. oversaw the construction.

Covering 12 acres of land on the Mississippi State University campus, the 230,000 square foot facility carries on Dudy Noble Field's legacy as the "Carnegie Hall of College Baseball." Installation of the second largest scoreboard in college baseball, measuring 43 feet wide by 60 feet high, started the project in 2017. The board, which was the largest in college baseball upon installation, is larger than boards owned by three Major League Baseball teams. The addition of 96 permanent Left Field Lounge rigs encircling the outfield followed during the fall of 2018.

The concourse and lower-level grandstands were in place for the 2018 season, with the Diamond Suites, upper-deck reserved seating area and three unique club areas – Farm Bureau Triple Crown Club, Charlie and Dana Stephenson Omaha Club and The Rooftop Club – were completed prior to the 2019 campaign. The newest version of Dudy Noble Field also features increased restroom facilities and concession points of sale.

The player spaces also received an upgrade, expanding to cover 18,000 square feet underneath the facility. The fully-equipped Bruce and Julie Martin Locker Room includes an embedded equipment room, houses 40 wooden lockers and features an oversized, dimensional halo-lit '85 Script Mississippi State sign is suspended overhead in the middle of the room.

The more spacious locker room includes an attached training room with whirlpool and fully-functional fueling station. The Mitch Moreland Hitting Tunnel, which is equipped with HitTrax, and Turner & Gloria Wingo Team Lounge are easily accessed from the home dugout, with the eye-popping player entrance and Hassell H. Franklin Omaha Room greeting players as they enter the facility. The Pitching Lab is also housed under the stadium, featuring arm care and conditioning equipment, one oversized turfed mound with three pitching rubbers and state of the art video equipment.

DUDY NOBLE FIELD FACTS

FIRST GAME: Mississippi State 5, Illinois Wesleyan 3 (4/3/67)

MISSISSIPPI STATE RECORD AT CURRENT SITE: 1,156-436-2

MISSISSIPPI STATE GAMES PLAYED AT CURRENT SITE: 1,594

SEC TOURNAMENTS: Five

NCAA TOURNAMENT EVENTS: 18

(Three NCAA District III Playoffs, 13 Regionals and two Super Regionals)

LARGEST CROWD: 15,586 (April 12, 2014 vs. Ole Miss)

NCAA on-campus attendance record

PLAYING SURFACE: Latitude36 Bermuda Grass overseeded with Champion GQ Perennial Ryegrass

SEATING: 5,580 (4,327 chairback seats)

DIMENSIONS: LF: 330, LC: 385, CF: 400, RC: 380, RF: 305

VIDEO BOARD: 43 feet high by 60 feet wide; second largest video board in college baseball and larger than three Major League Baseball boards (Baltimore, Colorado and Tampa Bay)

BATTER'S EYE: 40 feet high by 90 feet wide

OUTFIELD FENCE: Padded seven-foot chain link fence

WARNING TRACK: 20-foot wide synthetic turf

FOUL POLES: 40 feet tall



YEAR-BY-YEAR

Year	W-L	Pct.	Dates	Attn.	Avg.
1967	9-4	.692	---	---	---
1968	8-10	.444	---	---	---
1969	13-4	.765	---	---	---
1970	18-2	.900	---	---	---
1971	21-4	.840	---	---	---
1972	17-7	.708	---	---	---
1973	13-8	.619	---	---	---
1974	9-5	.643	---	---	---
1975	14-12	.538	---	---	---
1976	23-8	.742	21	48,205	2,295
1977	25-2	.926	18	36,412	2,023
1978	18-6	.750	19	47,038	2,476
1979	33-2	.943	31	78,135	2,520
1980	17-10	.630	22	29,039	1,320
1981	21-5	.808	22	74,332	3,379
1982	17-7	.708	20	44,147	2,207
1983	20-6	.769	22	54,017	2,455
1984	26-4	.867	25	78,841	3,154
1985	25-3	.893	24	95,604	*3,984
1986	23-11	.676	29	55,149	1,902
1987	25-9	.735	29	102,542	*3,536
1988	31-10	.756	37	134,448	*3,634
1989	32-5	.865	32	143,241	*4,476
1990	29-9	.763	31	119,312	3,849
1991	23-8	.742	25	67,947	2,718
1992	27-10	.730	33	109,067	3,305
1993	23-6	.793	25	123,061	*4,922
1994	18-15	.545	33	128,986	4,161
1995	24-11	.686	33	132,105	4,003
1996	24-6	.800	30	118,250	3,942
1997	28-9	.757	33	161,034	4,880
1998	23-8	.742	30	116,963	3,899
1999	26-7	.788	33	151,941	4,604
2000	27-4	.871	29	174,592	6,020
2001	21-13	.618	31	150,435	4,853
2002	22-10-1	.682	31	201,523	6,501
2003	27-10-1	.724	36	233,015	6,472
2004	20-14	.588	33	211,137	6,398
2005	27-7	.794	33	208,765	6,326
2006	24-7	.774	28	193,703	6,917
2007	24-8	.750	32	222,072	6,939
2008	16-15	.516	29	182,986	6,309
2009	18-11	.621	25	157,530	6,301
2010	19-14	.576	32	194,094	6,065
2011	22-12	.647	31	189,218	6,103
2012	28-8	.778	33	202,340	6,131
2013	33-8	.805	37	281,840	7,617
2014	22-12	.647	31	251,965	8,127
2015	21-14	.600	31	230,918	7,448
2016	27-11	.710	35	302,558	7,962
2017	23-11	.676	28	272,974	8,029
2018	16-7	.695	20	139,140	6,049
TOTAL	1,140-429-2	.726	1,248	6,250,630	4,984

* - Led nation in average home attendance

^ - Includes data beginning with the 1976 season

- Paid attendance totals used since 1993

DUDY NOBLE FIELD

CROWDS OF 10,000+

(49 total)

Attn.		Opponent	Date
1.	15,586	* Ole Miss	April 12, 2014
2.	15,078	Texas A&M	April 16, 2016
3.	14,991	Florida	April 22, 1989
4.	14,562	Auburn	April 20, 2013
5.	14,378	LSU	April 16, 1988
6.	13,761	Arkansas	April 25, 1992
7.	13,715	^ Clemson	June 9, 2007
8.	13,691	Kentucky	April 8, 2017
9.	13,617	Georgia	April 8, 2006
10.	13,452	^ Arizona	June 11, 2016
11.	13,224	Ole Miss	April 11, 2014
12.	13,123	Ole Miss	April 15, 2000
13.	13,004	Florida	April 18, 2015
14.	12,913	^ Arizona	June 10, 2016
15.	12,708	Auburn	April 24, 1993
16.	12,620	^ Clemson	June 8, 2007
17.	12,360	Georgia	April 6, 2002
18.	11,763	Auburn	April 12, 2003
19.	11,515	Ole Miss	April 2, 2016
20.	11,496	# Florida State	May 27, 1990
21.	11,201	Florida	April 8, 2011
22.	11,174	Florida	April 13, 1991
23.	11,127	# South Alabama	May 26, 2000
24.	11,124	# South Alabama	June 1, 2013
25.	11,102	# Central Arkansas	May 31, 2013
26.	11,089	Tennessee	April 17, 2010
27.	10,964	Western Illinois	Feb. 18, 2017
28.	10,958	Auburn	April 9, 2005
29.	10,832	# Notre Dame	May 28, 2000
30.	10,688	# Washington	May 25, 1997
31.	10,656	# Cal State Fullerton	June 4, 2016
32.	10,619	Florida	April 17, 2004
33.	10,588	# North Carolina	May 28, 1989
34.	10,583	Western Illinois/Texas Tech	Feb. 19, 2017
35.	10,555	Kentucky	April 18, 2009
36.	10,382	Florida	April 25, 1987
37.	10,371	Ole Miss	April 13, 2014
38.	10,351	Tennessee	April 21, 2012
39.	10,324	Kentucky	March 31, 2007
40.	10,284	# Middle Tennessee State	May 30, 2003
41.	10,226	# Central Arkansas	June 3, 2013
42.	10,217	Texas Tech	Feb. 17, 2017
43.	10,164	Ole Miss	April 3, 2016
44.	10,152	Ole Miss	April 1, 2016
45.	10,147	Arkansas	April 21, 2018
46.	10,143	Auburn	April 19, 2013
47.	10,064	Vanderbilt	March 22, 2014
48.	10,050	Alabama	April 10, 1999
49.	10,032	Texas A&M	April 15, 2016

* - NCAA On-Campus Attendance Record

- NCAA Regional

^ - NCAA Super Regional

ALL-TIME RESULTS

ALL-TIME COACHING RECORDS

Coach	Tenure	Seasons	Overall		Conference	
			W-L-T	Pct.	W-L	Pct.
—	1885-88	4	12-1	.923	—	—
G.C. Creelman	1889-96	7	15-2-3	.825	—	—
—	1897,1899	2	3-2	.600	—	—
S.W. Scales	1902	1	5-1	.833	—	—
—	1903-04	2	15-8	.652	4-5	.444
S.A. Jehl	1905	1	11-5	.688	4-2	.667
Bert Noblett	1906	1	9-8-1	.528	3-2-1	.583
F.P. Plass	1907-08	2	27-19-2	.583	5-12	.294
Dolly Stark	1909	1	22-4	.846	10-2	.833
W.D. Chadwick	1910-18	9	119-73-9	.619	59-50-6	.539
S.L. Robinson	1919	1	13-6	.684	6-4	.600
C.R. "Dudy" Noble	1920-47	26	263-200-9	.569	171-155-3	.521
R.P. "Doc" Patty	1948-56	9	116-71	.620	78-59	.569
Paul E. Gregory	1957-74	18	328-200-2	.621	161-122-1	.569
Jimmy Bragan	1975	1	16-24	.400	6-16	.273
Ron Polk	1976-97	22	888-422	.678	326-213	.605
Pat McMahon	1998-2001	4	164-88	.651	63-52	.548
Ron Polk	2002-08	7	251-168-2	.599	93-111	.456
John Cohen	2009-2016	8	284-203-1	.582	108-131	.452
Andy Cannizaro	2017-2018	1+	40-30	.571	17-13	.567
Gary Henderson %	2018	1	36-29	.554	15-15	.500
166 Coaches	1885-Present	128	2640-1561-29*	.624	1129-964-11^	.537

* Includes eight seasons with no head coach (1885-88, 1897, 1899, 1903-04)

^ MSU was a member of the Southern Intercollegiate Athletic Association (1904-1922) and the Southern Conference (1922-1932) prior to becoming a charter member of the Southeastern Conference in 1933.

% Gary Henderson took over as interim head coach following a 0-3 start to the 2018 season.

FINAL RANKINGS

Year	Record	CB	BA	D1	COACHES	NCBWA	PG
1962	21-5	14	—	—	—	—	—
1965	16-10	29	—	—	—	—	—
1966	20-11	26	—	—	—	—	—
1970	32-8	10	—	—	—	—	—
1971	32-12	7	—	—	—	—	—
1978	38-18	14	—	—	—	—	—
1979	48-12	6	—	—	—	—	—
1981	46-17	6	8	—	—	—	—
1983	42-15	12	13	—	—	—	—
1984	45-16	10	7	—	—	—	—
1985	50-15	4	3	—	—	—	—
1987	39-22	NR	23	—	—	—	—
1988	44-20	23	12	—	—	—	—
1989	54-14	10	6	—	—	—	—
1990	50-21	5	7	—	—	—	—
1991	42-21	22	NR	—	—	—	—
1992	40-22	21	NR	—	21	—	—
1993	41-21	25	NR	—	21	—	—
1996	38-24	27	NR	—	24	—	—
1997	47-21	6	7	—	6	—	—
1998	42-23	6	14	—	6	—	—
1999	42-21	30	NR	—	24	—	—
2000	41-20	15	15	—	14	—	—
2001	39-24	14	19	—	17	—	—
2003	42-20-1	24	24	—	19	21	—
2005	42-22	NR	22	—	19	33	—
2007	38-22	8	8	—	8	9	—
2011	38-25	15	17	—	15	19	16
2012	40-24	24	22	—	NR	30	22
2013	51-20	2	2	—	2	2	2
2014	39-24	28	NR	—	NR	28	NR
2015	24-30	NR	NR	NR	NR	NR	NR
2016	44-18-1	10	10	10	11	11	9
2017	40-27	13	14	14	12	13	15
2018	39-29	4	6	4	6	4	7

NOTE: CB - Collegiate Baseball Newspaper, BA - Baseball America, D1 - D1Baseball, Coaches - USA Today/Coaches, NCBWA - National Collegiate Baseball Writers Association, PG - Perfect Game



SEC SWEEPS

MSU at HOME VS.	
Alabama	April 20-21, 2017
Arkansas	April 20-21, 2018
Auburn	March 25-27, 2011
Florida	May 17-19, 2018
Georgia	April 24-26, 1998
Kentucky	May 17-19, 2012
LSU	April 20-21, 1985
Ole Miss	May 18-19, 2002
Missouri	May 5-7, 2016
South Carolina	Never
Tennessee	March 24-26, 2017
Texas A&M	Never
Vanderbilt	March 11-12, 2000

MSU ON THE ROAD VS.	
Alabama	May 21-23, 2004
Arkansas	March 21-23, 2003
Auburn	May 13-15, 2016
Florida	Never
Georgia	March 28-30, 1997
Kentucky	April 1-3, 1994
LSU	April 18-19, 1981
Arkansas	March 21-23, 2003
Missouri	April 18-20, 2014
Ole Miss	March 30-April 1, 2017
South Carolina	Never
Tennessee	May 6-8, 2011
Texas A&M	April 12-14, 2013
Vanderbilt	April 20-21, 1991

SEC OPPONENTS VS. MSU AT DUDY NOBLE FIELD	
Alabama	Never
Arkansas	April 9-11, 2010
Auburn	March 21-22, 1987
Florida	April 17-19, 2015
Georgia	May 7-9, 2004
Kentucky	Never
LSU	May 18-20, 2017
Ole Miss	April 30-May 2, 2010
Missouri	Never
South Carolina	Never
Tennessee	Never
Texas A&M	April 15-17, 2016
Vanderbilt	March 16-18, 2018

SEC OPPONENTS VS. MSU ON THE ROAD	
Alabama	April 23-25, 2010
Arkansas	March 17-19, 2017
Auburn	May 7-9, 2010
Florida	March 19-21, 2010
Georgia	April 1-3, 2011
Kentucky	May 12-14, 2006
LSU	April 4-6, 2014
Ole Miss	May 7-9, 2015
Missouri	Never
So. Carolina	April 13-15, 2012
Tennessee	May 14-16, 2015
Texas A&M	Never
Vanderbilt	April 26-28, 2013



YEAR-BY-YEAR

ALL-TIME RESULTS

Year	Coach	All Games				Conference				Championships/Postseason
		W	L	T	Pct.	W	L	T	Pct.	
1885	None	3	0	0	1.000					
1886	None	2	0	0	1.000					
1887	None	2	0	0	1.000					
1888	None	5	1	0	.833					
1889	G.C. Creelman	3	0	0	1.000					
1890	G.C. Creelman	4	0	0	1.000					
1891	G.C. Creelman	3	0	0	1.000					
1892	G.C. Creelman	2	0	0	1.000					
1893	G.C. Creelman	2	0	2	.750					
1894		-----NO TEAM-----								
1895	G.C. Creelman	1	0	1	.750					
1896	G.C. Creelman	0	2	0	.000					
1897	None	2	1	0	.667					
1898		-----NO TEAM-----								
1899	None	1	1	0	.500					
1900		-----NO TEAM-----								
1901		-----NO TEAM-----								
1902	S.W. Scales	5	1	0	.833					
1903	None	9	3	0	.750					
1904	None	6	5	0	.545	4	5	0	.444	
1905	S.A. Jehl	11	5	0	.688	4	2	0	.667	
1906	Bert Noblett	9	8	1	.528	3	2	1	.583	
1907	F.P. Plass	8	6	0	.571	1	5	0	.167	
1908	F.P. Plass	19	13	2	.588	4	7	0	.364	
1909	Dolly Stark	22	4	0	.846	^10	2	0	.833	Southern Intercollegiate Athletic Assoc.
1910	W.D. Chadwick	16	11	0	.593	2	5	0	.286	
1911	W.D. Chadwick	16	7	0	.696	^10	6	0	.625	Southern Intercollegiate Athletic Assoc.
1912	W.D. Chadwick	14	8	1	.630	7	7	0	.500	
1913	W.D. Chadwick	15	11	2	.625	8	6	1	.567	
1914	W.D. Chadwick	11	9	2	.545	5	6	1	.458	
1915	W.D. Chadwick	12	9	2	.565	8	6	2	.563	
1916	W.D. Chadwick	11	7	0	.611	6	6	0	.500	
1917	W.D. Chadwick	14	3	2	.789	9	1	2	.833	
1918	W.D. Chadwick	10	8	0	.556	^4	7	0	.364	Southern Intercollegiate Athletic Assoc.
1919	S.L. Robinson	13	6	0	.611	6	4	0	.600	
1920	C.R. (Dudy) Noble	8	8	0	.500	6	6	0	.500	
1921	C.R. (Dudy) Noble	13	8	0	.619	^6	6	0	.500	Southern Intercollegiate Athletic Assoc.
1922	C.R. (Dudy) Noble	16	6	3	.700	^7	1	1	.833	Southern Intercollegiate Athletic Assoc.
1923	C.R. (Dudy) Noble	14	9	0	.609	11	7	0	.611	
1924	C.R. (Dudy) Noble	17	7	0	.708	^12	3	0	.800	Southern Intercollegiate Athletic Assoc.
1925	C.R. (Dudy) Noble	19	7	0	.731	9	5	0	.643	
1926	C.R. (Dudy) Noble	18	12	0	.600	10	8	0	.556	
1927	C.R. (Dudy) Noble	13	8	1	.614	9	7	0	.563	
1928	C.R. (Dudy) Noble	12	8	0	.600	7	6	0	.538	
1929	C.R. (Dudy) Noble	9	6	3	.583	3	5	0	.375	
1930	C.R. (Dudy) Noble	12	12	0	.500	6	7	0	.462	
1931	C.R. (Dudy) Noble	12	9	0	.571	8	5	0	.615	
1932	C.R. (Dudy) Noble	8	10	0	.444	6	8	0	.429	
1933	C.R. (Dudy) Noble	10	5	0	.667	5	3	0	.625	----- FIRST YEAR IN SEC -----
1934	C.R. (Dudy) Noble	9	5	0	.688	8	4	0	.667	
1935	C.R. (Dudy) Noble	8	3	0	.727	8	3	0	.727	
1936	C.R. (Dudy) Noble	8	5	1	.607	6	4	1	.600	
1937	C.R. (Dudy) Noble	11	4	0	.800	8	3	0	.727	
1938	C.R. (Dudy) Noble	5	7	0	.417	3	7	0	.300	
1939	C.R. (Dudy) Noble	7	10	0	.412	4	9	0	.231	
1940	C.R. (Dudy) Noble	5	9	0	.357	4	7	0	.364	
1941	C.R. (Dudy) Noble	8	9	0	.471	7	8	0	.467	
1942	C.R. (Dudy) Noble	8	6	1	.567	7	6	1	.462	
1943	C.R. (Dudy) Noble	3	9	0	.250	3	9	0	.250	
1944		-----NO TEAM-----								
1945		-----NO TEAM-----								
1946	C.R. (Dudy) Noble	2	10	0	.200	2	9	0	.182	
1947	C.R. (Dudy) Noble	8	8	0	.500	7	8	0	.467	
1948	R.P. Patty	17	6	0	.680	*12	5	0	.706	SEC Champion
1949	R.P. Patty	19	6	0	.760	*13	3	0	.813	SEC Champion/NCAA District
1950	R.P. Patty	13	6	0	.684	9	5	0	.643	
1951	R.P. Patty	11	9	0	.550	6	9	0	.400	
1952	R.P. Patty	12	11	0	.522	6	9	0	.400	
1953	R.P. Patty	15	7	0	.682	12	3	0	.800	NCAA District Playoff
1954	R.P. Patty	9	7	0	.563	7	7	0	.500	
1955	R.P. Patty	9	10	0	.474	7	9	0	.438	
1956	R.P. Patty	11	9	0	.550	6	9	0	.400	
1957	Paul E. Gregory	13	5	0	.722	10	5	0	.667	
1958	Paul E. Gregory	14	10	0	.583	8	6	0	.571	
1959	Paul E. Gregory	12	13	0	.480	5	10	0	.333	

ALL-TIME RESULTS



Year	Coach	All Games				Conference				Championships/Postseason
		W	L	T	Pct.	W	L	T	Pct.	
1960	Paul E. Gregory	16	11	0	.593	8	8	0	.500	
1961	Paul E. Gregory	12	7	0	.632	7	6	0	.538	
1962	Paul E. Gregory	21	5	1	.796	14	1	1	.906	
1963	Paul E. Gregory	17	11	0	.607	9	7	0	.563	
1964	Paul E. Gregory	17	12	0	.586	7	7	0	.500	
1965	Paul E. Gregory	16	10	0	.615	*11	4	0	.733	SEC Champion/NCAA District Playoff
1966	Paul E. Gregory	20	11	0	.645	*11	4	0	.733	SEC Champion/NCAA District Playoff
1967	Paul E. Gregory	17	14	0	.548	9	9	0	.500	
1968	Paul E. Gregory	16	17	0	.485	7	10	0	.412	
1969	Paul E. Gregory	20	10	0	.667	11	7	0	.611	
1970	Paul E. Gregory	32	8	0	.800	*11	4	0	.733	SEC Champion/NCAA District Playoff
1971	Paul E. Gregory	\$32	12	0	.727	*13	5	0	.722	SEC Champion/NCAA District Playoff/College World Series
1972	Paul E. Gregory	24	16	0	.600	7	11	0	.389	
1973	Paul E. Gregory	16	14	1	.532	5	9	0	.357	
1974	Paul E. Gregory	13	14	0	.481	8	9	0	.471	
1975	Jimmy Bragan	16	24	0	.400	6	16	0	.273	
1976	Ron Polk	28	17	0	.622	11	12	0	.478	
1977	Ron Polk	33	15	0	.688	11	9	0	.550	
1978	Ron Polk	38	18	0	.679	13	8	0	.619	NCAA Regional
1979	Ron Polk	\$48	12	0	.800	*+17	2	0	.895	SEC & SECT Champion/NCAA Regional/College World Series
1980	Ron Polk	31	19	0	.620	10	11	0	.476	
1981	Ron Polk	\$46	17	0	.730	17	6	0	.739	NCAA Regional/College World Series
1982	Ron Polk	28	23	0	.549	11	13	0	.458	
1983	Ron Polk	42	15	0	.737	17	5	0	.773	NCAA Regional
1984	Ron Polk	45	16	0	.738	18	5	0	.783	NCAA Regional
1985	Ron Polk	\$50	15	0	.769	*+16	8	0	.667	SEC & SECT Champion/NCAA Regional/College World Series
1986	Ron Polk	34	21	0	.618	12	15	0	.444	
1987	Ron Polk	39	22	0	.639	*+13	13	0	.500	SEC & SECT Champion/NCAA Regional
1988	Ron Polk	44	20	0	.688	17	10	0	.630	NCAA Regional
1989	Ron Polk	54	14	0	.794	*20	5	0	.800	SEC Champion/NCAA Regional
1990	Ron Polk	\$50	21	0	.704	+17	9	0	.654	SECT Champion/NCAA Regional/College World Series
1991	Ron Polk	42	21	0	.667	12	9	0	.571	NCAA Regional
1992	Ron Polk	40	22	0	.645	15	9	0	.625	NCAA Regional
1993	Ron Polk	41	21	0	.661	17	12	0	.586	NCAA Regional
1994	Ron Polk	36	23	0	.610	15	12	0	.556	
1995	Ron Polk	34	25	0	.576	11	16	0	.407	
1996	Ron Polk	38	24	0	.613	17	13	0	.567	NCAA Regional
1997	Ron Polk	\$47	21	0	.691	19	11	0	.633	NCAA Regional/College World Series
1998	Pat McMahon	\$42	23	0	.646	14	15	0	.483	NCAA Regional/College World Series
1999	Pat McMahon	42	21	0	.666	15	14	0	.517	NCAA Regional
2000	Pat McMahon	41	20	0	.672	17	10	0	.630	NCAA Regional/Super Regional
2001	Pat McMahon	39	24	0	.619	+17	13	0	.567	SECT Champion/NCAA Regional/Super Regional
2002	Ron Polk	34	24	1	.585	14	15	0	.483	
2003	Ron Polk	42	20	1	.645	17	12	0	.586	NCAA Regional
2004	Ron Polk	35	24	0	.593	13	17	0	.433	NCAA Regional
2005	Ron Polk	42	22	0	.656	+13	16	0	.448	SECT Champion/NCAA Regional
2006	Ron Polk	37	23	0	.617	12	17	0	.414	NCAA Regional
2007	Ron Polk	\$38	22	0	.633	15	13	0	.536	NCAA Regional/Super Regional/College World Series
2008	Ron Polk	23	33	0	.411	9	21	0	.300	
2009	John Cohen	25	29	0	.463	9	20	0	.310	
2010	John Cohen	23	33	0	.411	6	24	0	.200	
2011	John Cohen	38	25	0	.603	14	16	0	.467	NCAA Regional/Super Regional
2012	John Cohen	40	24	0	.625	+16	14	0	.533	SECT Champion/NCAA Regional
2013	John Cohen	\$51	20	0	.718	16	14	0	.533	NCAA Regional/Super Regional/College World Series Finalist
2014	John Cohen	39	24	0	.619	18	12	0	.600	NCAA Regional
2015	John Cohen	24	30	0	.444	8	22	0	.267	
2016	John Cohen	44	18	1	.698	*21	9	0	.700	SEC Champion/NCAA Regional/Super Regional
2017	Andy Cannizaro	40	27	0	.597	17	13	0	.567	NCAA Regional/Super Regional
2018	Gary Henderson %	39	29	0	.574	15	15	0	.500	NCAA Regional/Super Regional/College World Series
ALL-TIME TOTALS		2640	1561	29	.624	939	812	3	.535	10 College World Series/ 37 NCAA Tournaments 11 SEC Regular Season Titles/ 7 SEC Tournament Titles

NOTE: SEC baseball competition began in 1933; the first SEC baseball tournament was held in 1977; Conference all-time total at bottom is SEC only. All-time conference record is 1114-949-11. Gary Henderson had a 36-29 record as interim head coach after Andy Cannizaro resigned following an 0-3 start to the 2018 season.

Bold = NCAA Tournament; * SEC Champion; + SEC Tournament Champion; \$ - NCAA College World Series

^ Southern Intercollegiate Athletic Association Championship; % - Interim Head Coach



SERIES RECORDS

ALL-TIME RESULTS

Opponent	W-L-T	First Game	Last Game	Opponent	W-L-T	First Game	Last Game	Game	Opponent	W-L-T	First Game	Last Game
Air Force	2-1	2008	--	Kansas	5-0	1968	2012		Richmond	1-0	1949	--
Akron	2-0	2011	--	Kansas State	1-0	1986	--		Rollins	1-0	1953	--
Alabama	196-214-4	1896	2018	Kent State	2-0	2001	--		Sacred Heart	2-1	2011	--
Alabama A&M	3-0	2011	2015	Kentucky	62-41	1925	2018		Saint Francis (Ill.)	0-1	1984	--
Alabama State	1-0	2018	--	Lamar	2-0	2011	--		Saint Joseph's	4-0	2013	--
Albion	2-0	1972	--	Lincoln Memorial	1-0	1989	--		Saint Olaf (Minn.)	13-0	1972	1984
Alcorn State	16-0	1993	2018	Lipscomb	6-0	2003	2012		Saint Thomas Hall	1-0	1897	--
Arizona	11-6	1978	2016	Livingston (West Ala.)	31-3	1974	2002		Samford	35-10	1909	2018
Arizona State	0-1	1981	--	Long Beach State	0-1	1993	--		Sam Houston State	1-0	2018	--
Arkansas	56-48	1960	2018	Louisiana College	4-0	1973	1974		San Diego	1-2	2015	--
Arkansas-Little Rock	7-1	1999	2008	Louisiana-Lafayette	2-3	1991	2018		San Diego State	1-0	2014	--
Arkansas-Pine Bluff	1-1	2015	2017	Louisiana-Monroe	27-7	1958	2016		San Francisco	1-0	2007	--
Arkansas State	41-8	1958	2006	LSU	212-182	1907	2018		Siena College	2-0	1999	--
Athens (Ala.) College	2-0	1973	--	Louisiana Tech	37-15-1	1905	2017		South Alabama	48-25	1976	2017
Auburn	107-92-1	1908	2018	Louisville	1-1	1994	2007		South Alabama University	7-4	1905	1910
Auburn-Montgomery	2-0	1991	--	Loyola (New Orleans)	5-4	1955	1971		South Carolina	34-38	1981	2017
Austin Peay	5-2	2005	2013	Loyola Marymount	2-1	2002	--		South Dakota State	2-0	2016	--
Baylor	4-6	1925	2008	Maine	1-1	1991	--		South Florida	2-1	1999	--
Belhaven	7-1	1989	1997	Marion (Ala.) Military Inst.	6-2-1	1908	1914		Southeast Missouri State	6-0	1997	2016
Belmont	2-1	2011	--	Marist	4-1	2006	2017		Southeastern Louisiana	9-6	1957	2018
Birmingham-Southern	37-10	1910	2006	Marshall	2-0	2015	--		Southern	1-0	2018	--
Bradley	1-1	1946	--	Maryland	2-1	1970	--		Southern Illinois	1-0	2014	--
BYU	1-3	1967	1990	Massachusetts Lowell	2-0	2016	--		Southern California	2-5	1999	2016
Brooksville (Miss.)	10-0	1885	1896	McMurray College	1-1	1973	--		Southern Methodist	2-0	1925	--
California Riverside	2-0	1967	1968	McNeese State	0-1	2018	--		Southern Miss	81-41	1947	2018
UC-Santa Barbara	2-2	1996	2018	Memphis	54-27	1950	2018		Southwest Missouri State	1-0	1991	--
Cal State Fullerton	2-5	1979	2016	Mercer	8-7-1	1908	2012		Southwestern (Memphis)	13-4	1903	1912
Cal State Northridge	0-1	1996	--	Meridian (Miss.)	3-7	1906	1929		Southwestern Baptist	2-1	1905	--
Central Arkansas	3-4	2012	2013	Miami (Fla.)	1-3	1971	2005		Spring Hill	3-1	1922	1926
Chamberlain Hunt Academy	3-0	1903	1906	Miami (Ohio)	1-1	1974	2015		Stanford	0-2	1990	1996
Christian Brothers	3-1	1970	1973	Michigan	3-3	1924	2007		Starkville (Miss.)	1-1	1903	--
Cincinnati	3-0	2015	--	Michigan State	4-1	1931	2014		Stetson	1-0	2007	--
Clemson	5-8	1965	2007	Middle Tennessee State	4-2	1988	2009		Tennessee	58-28	1917	2017
Columbia	2-0	2017	--	Millaps	16-1	1911	1995		Tennessee-Martin	9-0	2000	2016
Columbus (Miss.)	18-1	1885	1913	Minnesota	9-5	1936	1995		Tennessee Tech	4-0	1997	2004
Columbus (Miss.) Air Base	1-0	1942	--	Mississippi College	116-23-1	1902	1995		Texas	4-5	1922	1985
Connecticut	4-0	2003	2012	Mississippi Valley State	26-0	1994	2017		Texas A&M	16-14	1907	2018
Cumberland	11-3	1909	1988	Missouri	9-2	2003	2018		Texas A&M-Corpus Christi	1-2	2010	2018
Dallas Baptist	1-0	2007	--	Missouri Baptist	5-0	1978	1980		Texas Rio Grande Valley		NEVER MET	
Delaware	1-0	2001	--	Morehead State	2-1	2003	2017		Texas Southern	1-0	2018	--
Delta State	32-9	1949	1997	Mount State Mary's	2-0	2014	--		Texas Tech	1-3	2004	2017
Drury	3-0	1908	--	Murray State	5-0	1979	2007		Towson State	1-0	1991	--
Duke	0-2	1953	--	Nashville	4-0	1904	1909		Troy	5-0	2007	2018
Duquesne	2-0	1996	--	Nashville Volunteers	1-1	1933	--		Tulane	76-31-2	1904	1998
East Carolina	1-0	1970	--	Nebraska	2-0	1999	--		Tulsa	0-1	1971	--
Eastern Illinois	6-0	2005	2015	UNLV	2-0	1981	--		UAB	33-10	1982	2012
Eastern Kentucky	4-1	1984	2016	New Mexico State	2-0	2018	--		Union (Tenn.)	3-1	1980	1986
East Tennessee State	6-0	1981	2003	New Orleans	41-21	1970	2005		University of the South	10-1-1	1915	1927
Elon	1-1	2006	--	Nicholls State	10-1	1964	2018		UCLA	1-7	1967	2016
Florida	48-64	1923	2018	North Alabama	6-2	1986	1994		Utah Valley	2-1	2018	--
Florida Atlantic	2-2	2005	2016	North Carolina	2-4	1966	2018		Valparaiso	2-0	2009	--
Florida International	2-0	2017	--	North Carolina-Charlotte	2-0	1999	--		Vanderbilt	71-48-2	1913	2018
Florida State	7-7	1964	2018	North Carolina State	1-0	1987	--		Virginia	2-0	2013	--
George Washington	1-0	1989	--	North Florida	3-2	2008	2009		Wake Forest	0-1	1949	--
Georgia	47-48	1915	2017	North Park College	2-0	1972	--		Washington	5-1	1967	2018
Georgia Southern	1-0	1990	--	Northern Illinois	4-1	1954	2009		Washington State	2-1	2012	--
Georgia State	4-0	1972	2011	Northwestern	4-1	1937	1939		Western Carolina	4-2	1987	2014
Georgia Tech	8-3	1914	2011	Northwestern State	8-0	1951	2011		Western Illinois	5-0	1975	2017
Grambling	1-0	2013	--	Notre Dame	2-4	1993	2001		Western Kentucky	3-1	2004	2015
Grand Canyon	2-0	1981	--	Oglethorpe	2-2	1921	1922		West Florida	2-1	1982	1983
Hawaii	6-9	1979	2009	Ohio State	4-3-1	1967	2002		West Point (Miss.)	10-0	1886	1891
Hawaii-Hilo	4-1	1985	1989	Oklahoma	3-3-1	1992	2018		West Virginia	1-0	1985	--
Holy Cross	2-2	2014	--	Oklahoma State	1-1	1981	1985		Wheaton	2-0	1951	--
Houston	1-0	2018	--	Ole Miss	253-207-5	1893	2018		Wichita State	1-0	1981	--
Illinois	15-28-5	1913	2004	Oral Roberts	1-1	2013	2016		William Carey	32-7	1976	1998
Illinois-Chicago	1-0	2017	--	Oregon	4-3	1968	2017		Winthrop	2-2	1995	2007
Illinois State	3-0	1940	1990	Oregon State	2-2	2013	2018		Wisconsin	10-1-1	1922	1949
Illinois Wesleyan	14-1	1950	1969	Ouachita	4-4	1906	1914		Wisconsin State	2-0	1972	--
Indiana	1-0	2013	--	Pan American	2-0	1978	1983		Wyoming	1-0	1967	--
Indiana State	8-1	1969	2017	Penn State	2-0	2012	--		Yale	1-0	1967	--
Iowa	4-3	1926	2011	Pepperdine	0-1	1979	--		Youngstown State		First Meeting	
Iowa State	2-0	1971	--	Pittsburgh	1-0	1968	--		BOLD = 2019 OPPONENTS			
Jackson (Miss.)	6-0	1902	1983	Portland	4-0	2013	--					
Jackson State	51-8	1976	2018	Purdue	4-0	1936	2013					
Jacksonville (Ala.) State	11-1	1996	2014	Quincy College	2-0	1986	--					
Jefferson Military Academy	12-2	1899	1907	Rhode Island	5-0	2010	2013					
Jersey City (N.J.)	1-0	1928	--	Rice	1-0	1998	--					

ALL-TIME RESULTS



1885 3-0			
<i>Head Coach: None</i>			
--	at Durant	W	7-0
--	at Columbus	W	10-5
--	BROOKSVILLE	W	32-7
1886 2-0			
<i>Head Coach: None</i>			
--	WEST POINT	W	10-7
--	at Columbus	W	17-5
1887 2-0			
<i>Head Coach: None</i>			
--	WEST POINT	W	35-22
--	BROOKSVILLE	W	11-9
1888 5-1			
<i>Head Coach: None</i>			
--	BROOKSVILLE	W	11-4
--	BROOKSVILLE	W	9-2
--	WEST POINT	W	8-1
--	WEST POINT	W	14-9
--	WEST POINT	W	16-4
--	at Kosciusko	L	0-14
1889 3-0			
<i>Head Coach: G.C. Creelman</i>			
--	WEST POINT	W	9-1
--	at Columbus	W	11-9
--	BROOKSVILLE	W	14-8
1890 4-0			
<i>Head Coach: G.C. Creelman</i>			
--	at West Point	W	9-8
--	COLUMBUS	W	10-4
<i>Played in Booneville, Miss.</i>			
--	vs. Columbus	W	10-2
--	BROOKSVILLE	W	13-9
1891 3-0			
<i>Head Coach: G.C. Creelman</i>			
--	BROOKSVILLE	W	12-11
--	at West Point	W	9-7
--	COLUMBUS	W	17-2
1892 2-0			
<i>Head Coach: G.C. Creelman</i>			
--	at Columbus	W	7-5
--	COLUMBUS	W	16-4
1893 2-0-2			
<i>Head Coach: G.C. Creelman</i>			
--	OLE MISS	W	6-3
--	at Columbus	W	7-2
--	at Ole Miss	T	1-1
--	CANTON	T	5-5
1894 (NO TEAM)			

1895 1-0-1			
<i>Head Coach: G.C. Creelman</i>			
--	at Ole Miss	T	5-5 (11)
--	Y&MV RR	W	13-8
1896 0-2			
<i>Head Coach: G.C. Creelman</i>			
--	at Alabama	L	3-9
--	at Alabama	L	2-11
1897 2-1			
<i>Head Coach: None</i>			
--	ST. THOMAS HALL	W	12-7
<i>Played in Columbus, Miss.</i>			
--	vs. Ole Miss	W	5-2
--	at Ole Miss	L (Forfeit)	0-9

1898 (NO TEAM)			

1899 1-1			
<i>Head Coach: None</i>			
--	JEFFERSON MILITARY ACAD.	W	7-2
--	JEFFERSON MILITARY ACAD.	L	4-11
1900 (NO TEAM)			

1901 (NO TEAM)			

1902 5-1			
<i>Head Coach: S.W. Scales</i>			
--	at Columbus	W	12-2
--	JEFFERSON COLLEGE	W	8-2
--	JEFFERSON COLLEGE	L	5-7
--	at Jackson	W	10-5
--	at Mississippi College	W	7-2
--	at Mississippi College	W	10-4
1903 9-3			
<i>Head Coach: None</i>			
--	STARKVILLE	L	9-11
--	at Jackson	W	6-2
--	at Jackson	W	5-4
--	at Mississippi College	L	5-7
--	at Mississippi College	W	7-2
--	at Chamberlain-Hunt Acad.	W	7-2
--	at Chamberlain-Hunt Acad.	W	3-2 (11)
<i>Played in Natchez, Miss.</i>			
--	at Jefferson College	W	7-6
--	at Jefferson College	W	16-4
<i>Played in Meridian, Miss.</i>			
--	at S.P.U.	W	7-6
--	at S.P.U.	L	5-11
--	STARKVILLE	W	12-3
1904 6-5 (4-5 SIAA)			
<i>Head Coach: None</i>			
--	at Alabama	3-6	L
--	at Alabama	3-8	L
--	at Alabama	2-5	L
--	TULANE	12-0	W
--	TULANE	9-6	W
<i>Played in Columbus, Miss.</i>			
--	vs. Tulane	3-5	L
--	NASHVILLE	3-2	W
--	NASHVILLE	7-3	W
<i>Played in Columbus, Miss.</i>			
--	vs. Ole Miss	11-10	W
--	vs. Ole Miss	4-7	L
--	vs. Ole Miss	4-3	W
1905 11-5 (4-2 SIAA)			
<i>Head Coach: S.A. Jehl</i>			
--	at Southwestern Baptist	9-1	W
--	at Southwestern Baptist	3-5	L
--	at Southwestern Baptist	7-0	W
--	TULANE	11-4	W
--	TULANE	4-0	W
--	TULANE	1-3	L
<i>Played in Greensboro, Ala.</i>			
--	SOUTHERN	10-2	W
--	SOUTHERN	8-0	W
--	at La. Industrial Institute	5-0	W
--	at La. Industrial Institute	7-1	W
--	at La. Industrial Institute	6-2	W
--	at Mississippi College	4-11	L
--	at Mississippi College	1-0	W
--	at Ole Miss	6-5	W
<i>Played in Kosciusko, Miss.</i>			
--	vs. Ole Miss	6-7	L
--	vs. Ole Miss	7-8	L

1906 9-8-1 (3-2-1 SIAA)			
<i>Head Coach: Bert Noblett</i>			
--	at Meridian (Cotton States)	1-4	L
--	at Meridian (Cotton States)	2-4	L
--	at Meridian (Cotton States)	2-7	L
--	JEFFERSON MILITARY ACAD.	12-0	W
--	JEFFERSON MILITARY ACAD.	1-0	W
<i>Played in Greensboro, Ala.</i>			
--	vs. Southern	1-9	L
--	vs. Southern	4-3	W
--	vs. Southern	4-0	W
--	at Alabama	0-1	L
--	at Alabama	5-4	W
--	at Alabama	1-1	T
--	CHAMBERLAIN-HUNT ACAD.	2-0	W
--	at Ole Miss	7-11	L
--	at Ole Miss	9-5	W
<i>Played in Kosciusko, Miss.</i>			
--	vs. Ole Miss	5-4	W
--	OUACHITA COLLEGE	3-0	W
--	OUACHITA COLLEGE	2-8	L
--	OUACHITA COLLEGE	1-3	L
1907 8-6 (1-5 SIAA)			
<i>Head Coach: F.P. Plass</i>			
--	JEFFERSON MILITARY ACAD.	2-0	W
--	JEFFERSON MILITARY ACAD.	4-0	W
--	JEFFERSON MILITARY ACAD.	1-0	W
--	LSU	0-1	L
--	LSU	5-9	L
--	LSU	4-3	W
--	MISSISSIPPI COLLEGE	5-2	W
--	MISSISSIPPI COLLEGE	2-0	W
--	MISSISSIPPI COLLEGE	4-1	W
--	TEXAS A&M	3-0	W
--	TEXAS A&M	1-10	L
--	OLE MISS	0-4	L
--	OLE MISS	0-3	L
--	OLE MISS	7-8	L
1908 19-13-2 (4-7 SIAA)			
<i>Head Coach: F.P. Plass</i>			
--	at Columbus	12-2	W
--	at Columbus	4-0	W
--	COLUMBUS	9-2	W
--	COLUMBUS	6-1	W
--	COLUMBUS	2-4	L
<i>Played in Greensboro, Ala.</i>			
--	vs. Southern	6-5	W
--	vs. Southern	0-0	T
--	vs. Southern	4-5	L
--	at Auburn	4-5	L
--	at Auburn	4-6	L
--	at Auburn	4-6	L
--	at Mercer	1-2	L
--	at Mercer	4-6	L
--	at Mercer	0-7	L
--	at Marion Military Institute	3-4	L
--	at Marion Military Institute	1-5	L
--	at Marion Military Institute	0-0 (11)	T
--	MISSISSIPPI COLLEGE	1-0	W
--	MISSISSIPPI COLLEGE	8-1	W
--	MISSISSIPPI COLLEGE	5-0	W
--	DRURY COLLEGE	5-3	W
--	DRURY COLLEGE	8-0	W
--	DRURY COLLEGE	7-2	W
--	OUACHITA COLLEGE	0-7	L
--	OUACHITA COLLEGE	12-1	W
--	OUACHITA COLLEGE	2-0	W
--	SOUTHERN PRESBYTERIAN	5-1	W
--	SOUTHERN PRESBYTERIAN	0-1	L
--	SOUTHERN PRESBYTERIAN	2-0	W
--	at Ole Miss	2-3	L
--	at Ole Miss	3-0	W
--	LSU	2-1	W
--	LSU	7-4	W
--	LSU	3-0	W



ALL-TIME RESULTS

1909		22-4 (10-2 SIAA)	
SIAA Champions			
Head Coach: Dolly Stark			
--	JEFFERSON MILITARY ACAD.	6-9	L
--	JEFFERSON MILITARY ACAD.	14-1	W
--	JEFFERSON MILITARY ACAD.	4-1	W
--	at Mississippi College	6-2	W
--	at Mississippi College	6-3	W
--	at Mississippi College	2-8	L
--	at LSU	0-3	L
--	at LSU	4-1	W
--	at LSU	1-0	W
--	SAMFORD	9-1	W
--	SAMFORD	5-0	W
--	SAMFORD	7-1	W
--	at Southern Presbyterian	3-0	W
--	at Southern Presbyterian	11-2	W
--	at Southern Presbyterian	4-0	W
--	at Cumberland	0-1	L
--	at Cumberland	3-1	W
--	at Cumberland	2-1	W
Played in Columbus, Miss.			
--	vs. Nashville	3-2	W
--	vs. Nashville	6-0	W
--	CUMBERLAND	2-0	W
--	CUMBERLAND	5-0	W
--	CUMBERLAND	4-0	W
--	OLE MISS	3-0	W
--	OLE MISS	11-4	W
--	OLE MISS	1-0	W
1910		16-11 (2-5 SIAA)	
Head Coach: W.D. Chadwick			
--	BIRMINGHAM-SOUTHERN	1-4	L
--	BIRMINGHAM-SOUTHERN	7-2	W
--	BIRMINGHAM-SOUTHERN	5-1	W
--	MARION MILITARY INSTITUTE	5-0	W
--	MARION MILITARY INSTITUTE	7-2	W
--	MARION MILITARY INSTITUTE	8-1	W
--	at Birmingham-Southern	7-3	W
--	at Birmingham-Southern	5-3	W
--	at Birmingham-Southern	1-3	L
Played in Greensboro, Ala.			
--	vs. Southern	14-0	W
--	vs. Southern	7-0	W
--	vs. Southern	1-2	L
--	TULANE	4-1	W
--	SOUTHERN PRESBYTERIAN	0-1	L
--	SOUTHERN PRESBYTERIAN	0-1	L
--	SOUTHERN PRESBYTERIAN	2-1	W
--	MERIDIAN (Cotton States)	2-0	W
--	MERIDIAN (Cotton States)	3-4	L
--	at Cumberland	4-5	L
--	at Cumberland	6-5	W
--	at Cumberland	5-7	L
--	at Southern Presbyterian	8-0	W
--	at Southern Presbyterian	17-1	W
--	at Southern Presbyterian	7-0	W
--	at Ole Miss	2-3	L
Played in Greenville, Miss.			
--	vs. Ole Miss	3-12	L
--	vs. Ole Miss	1-3	L

1911		16-7 (10-6 SIAA)	
SIAA Champions			
Head Coach: W.D. Chadwick			
--	at Mississippi College	5-2	W
--	at Mississippi College	2-1	W
--	at Mississippi College	2-5	L
--	AUBURN	3-5	L
--	AUBURN	6-0	W
--	AUBURN	1-2	L
--	at Tulane	5-4	W
--	at Millsaps College	2-1	W
--	at Alabama	1-6	L
--	at Alabama	3-4	L
--	at Alabama	4-1	W
--	MISSISSIPPI COLLEGE	6-2	W
--	MISSISSIPPI COLLEGE	5-0	W
--	MISSISSIPPI COLLEGE	4-3	W
--	LSU	1-0	W
--	LSU	1-2	L
--	LSU	5-1	W
--	CUMBERLAND	2-0	W
--	CUMBERLAND	3-1	W
--	CUMBERLAND	3-2	W
--	OLE MISS	0-3	L
--	OLE MISS	7-2	W
--	OLE MISS	3-2	W
1912		14-8-1 (7-7 SIAA)	
Head Coach: W.D. Chadwick			
--	at Millsaps College	21-5	W
--	at Millsaps College	5-0	W
--	at Jackson (Cotton States)	2-0	W
--	ALABAMA	2-1	W
--	ALABAMA	0-4	L
--	ALABAMA	4-5	L
--	at Auburn	4-6	L
--	at Auburn	9-10	L
--	at Auburn	1-2	L
--	at Mercer	3-4	L
--	at Mercer	0-0	T
--	at Mercer	3-2	W
--	LSU	6-5	W
--	LSU	5-3	W
--	LSU	2-0	W
--	MISSISSIPPI COLLEGE	6-2	W
--	MISSISSIPPI COLLEGE	4-8	L
--	SOUTHERN PRESBYTERIAN	3-1	W
--	SOUTHERN PRESBYTERIAN	9-2	W
--	SOUTHERN PRESBYTERIAN	4-0	W
--	at Ole Miss	5-4	W
--	at Ole Miss	5-6	L
Played in Meridian, Miss.			
--	vs. Ole Miss	6-1	W

1913		15-11-2 (8-6-1 SIAA)	
Head Coach: W.D. Chadwick			
--	ILLINOIS	5-	L
--	ILLINOIS	7-7	T
--	COLUMBUS (Cotton States)	7-3	W
--	MERIDIAN (Cotton States)	2-4	L
--	MARION MILITARY INSTITUTE	7-1	W
--	MARION MILITARY INSTITUTE	2-1	W
--	TULANE	6-2	W
--	TULANE	9-1	W
--	at Alabama	4-5	L
--	at Alabama	1-2	L
--	MILLSAPS COLLEGE	9-4	W
--	MILLSAPS COLLEGE	4-8	L
--	MILLSAPS COLLEGE	10-1	W
--	MILLSAPS COLLEGE	9-2	W
--	at LSU	10-2	W
--	at LSU	7-4	W
--	at LSU	11-7	W
--	at Tulane	6-7 (10)	L
--	at Tulane	5-1	W
--	ALABAMA	3-4 (10)	L
--	ALABAMA	6-6	T
--	ALABAMA	3-8	L
--	MISSISSIPPI COLLEGE	3-9 (10)	L
--	MISSISSIPPI COLLEGE	3-8	L
--	MISSISSIPPI COLLEGE	3-1	W
--	VANDERBILT	10-11	L
--	VANDERBILT	8-2	W
--	VANDERBILT	3-2	W
1914		11-9-2 (5-6-1 SIAA)	
Head Coach: W.D. Chadwick			
--	MARION MILITARY INSTITUTE	6-5	W
--	MILLSAPS COLLEGE	6-5	W
--	MILLSAPS COLLEGE	5-3	W
--	MISSISSIPPI COLLEGE	10-3	W
--	MISSISSIPPI COLLEGE	1-2	L
--	OUACHITA COLLEGE	5-1	W
--	OUACHITA COLLEGE	1-3	L
--	MERCER	5-2	W
--	MERCER	6-7	L
--	at Millsaps College	5-0	W
--	at Mississippi College	5-5	T
--	at Mississippi College	6-7	L
--	GEORGIA TECH	9-1	W
--	OLE MISS	4-3	W
--	OLE MISS	0-4	L
Played in Columbus, Miss.			
--	vs. Ole Miss	2-6	L
Played in Jackson, Miss.			
--	vs. Ole Miss	3-4	L
Played in Meridian, Miss.			
--	vs. Alabama	10-9	W
--	vs. Alabama	4-2	W
--	VANDERBILT	4-8	L
--	VANDERBILT	3-9	L
--	VANDERBILT	3-3	T

ALL-TIME RESULTS



1915	12-9-2 (8-6-2 SIAA)		
Head Coach: W.D. Chadwick			
--	SAMFORD	7-5	W
--	SAMFORD	4-7 (4)	L
--	SAMFORD	9-5 (5)	W
Played in Columbus, Miss.			
--	vs. Vanderbilt	2-2 (10)	T
--	ILLINOIS	2-12	L
--	ILLINOIS	4-9	L
--	MISSISSIPPI COLLEGE	4-3	W
--	MISSISSIPPI COLLEGE	3-1	W
--	at Mercer	4-5	L
--	at Mercer	7-5	W
--	at Georgia Tech	6-8	L
--	at Georgia Tech	7-5	W
--	at Georgia	0-3	L
--	at Georgia	0-4	L
--	LSU	3-2	W
--	LSU	4-1	W
--	SEWANEE	3-1	W
--	SEWANEE	4-0	W
--	at Alabama	1-7	L
--	at Alabama	1-2	L
Played in Columbus, Miss.			
--	vs. Auburn	3-0	W
--	vs. Auburn	4-3	W
--	vs. Auburn	1-1	T

1916		11-7 (6-6 SIAA)	
Head Coach: W.D. Chadwick			
--	SAMFORD	8-1	W
--	SAMFORD	9-5	W
--	ILLINOIS	3-1	W
--	ILLINOIS	3-6	L
--	vs. Mississippi College	1-0	W
--	vs. Mississippi College	12-2	W
--	GEORGIA	9-0	W
--	GEORGIA	7-13	L
--	at Ole Miss	5-8	L
--	at Ole Miss	3-1	W
--	at Auburn	2-5	L
--	at Auburn	1-3	L
--	at Auburn	4-5	L
--	OLE MISS	4-3	W
--	OLE MISS	7-6 (10)	W
Played in Columbus, Miss.			
--	vs. Sewanee	6-7 (10)	L
--	vs. Sewanee	8-7	W
--	vs. Sewanee	5-2	W

1917	14-3-2 (9-1-2 SIAA)	
Head Coach: W.D. Chadwick		
--	SAMFORD	6-0 W
--	SAMFORD	4-7 L
--	SAMFORD	8-0 W
--	ILLINOIS	1-5 L
--	ILLINOIS	4-3 W
--	at Alabama	2-9 L
--	at Alabama	11-9 W
--	LSU	0-0 (12) T
--	LSU	5-2 W
--	SEWANEES	1-0 (10) W
--	SEWANEES	14-2 W
--	MISSISSIPPI COLLEGE	8-1 W
--	MISSISSIPPI COLLEGE	3-1 W
--	OLE MISS	2-0 W
Played in Tupelo, Miss.		
--	vs. Ole Miss	5-4 W
--	vs. Ole Miss	0-0 (14) T
--	at Ole Miss	12-3 W
--	TENNESSEE	8-2 W
--	TENNESSEE	7-4 W

1918	10-8 (4-7 SIAA)		
SIAA Champions			
<i>Head Coach: W.D. Chadwick</i>			
--	ILLINOIS	4-6	L
--	ILLINOIS	1-0	W
--	MISSISSIPPI COLLEGE	5-0	W
--	MISSISSIPPI COLLEGE	1-0	W
--	at LSU	2-1	W
--	at LSU	5-11	L
--	at Mississippi College	9-1	W
--	at Mississippi College	4-0	W
--	LSU	0-1	L
--	LSU	0-1	L
--	SEWANEE	11-1	W
--	SEWANEE	14-0	W
--	ALABAMA	2-3	L
--	ALABAMA	2-1 (11)	W
--	OLE MISS	0-2	L
Played in Columbus, Miss.			
--	vs. Ole Miss	7-3	W
Played in West Point, Miss.			
--	vs. Ole Miss	1-4	L
--	at Ole Miss	0-7	L

1919		13-6 (6-4 SIAA)	
Head Coach: S.L. Robinson			
--	SAMFORD	4-3	W
--	SAMFORD	7-4	W
--	MISSISSIPPI COLLEGE	8-0	W
--	MISSISSIPPI COLLEGE	11-1	W
--	VANDERBILT	8-2	W
--	VANDERBILT	10-8	W
--	at Mississippi College	2-3	L
--	at Mississippi College	10-0	W
--	at Ole Miss	4-2	W
--	at Ole Miss	3-4	L
--	at Samford	5-0	W
--	at Samford	13-18	L
--	at Alabama	3-6	L
--	at Alabama	4-14	L
--	GEORGIA TECH	2-6	L
--	GEORGIA TECH	2-1	W
--	LSU	5-0	W
--	OLE MISS	7-3	W
--	OLE MISS	5-3	W

1920	8-8 (6-6 SIAA)		
Head Coach: C.R. "Dudy" Noble			
--	ILLINOIS	3-5	L
--	ILLINOIS	2-3	L
--	MISSISSIPPI COLLEGE	6-3	W
--	MISSISSIPPI COLLEGE	1-0	W
--	SAMFORD	3-2	W
--	SAMFORD	1-2 (10)	L
--	ALABAMA	4-1	W
--	ALABAMA	2-3	L
--	at Vanderbilt	4-2	W
--	at Vanderbilt	6-3	W
--	at Samford	5-8	L
--	at Samford	2-7	L
--	OLE MISS	3-0	W
--	OLE MISS	3-0	W
--	at Ole Miss	3-4	L
--	at Ole Miss	4-5	L

1921		13-8 (6-6 SIAA)	
SIAA Champions			
Head Coach: C.R. "Dudy" Noble			
--	ILLINOIS	7-1	W
--	ILLINOIS	1-7	L
--	BIRMINGHAM-SOUTHERN	5-2	W
--	BIRMINGHAM-SOUTHERN	6-0	W
--	at Mississippi College	1-5	L
--	at Mississippi College	1-5	L
--	at Millsaps College	9-0	W
--	at LSU ^	1-0 (10)	W
--	at LSU ^	6-0	W
--	at Ole Miss ^	1-4 (7)	L
--	at Ole Miss ^	7-2	W
--	ALABAMA ^	5-1	W
--	ALABAMA ^	1-0	W
--	OLE MISS ^	3-6	L
--	OLE MISS ^	3-2	W
--	OGLETHORPE COLLEGE	1-8	L
--	OGLETHORPE COLLEGE	2-1	W
--	at Alabama ^	4-12	L
--	at Alabama ^	6-5	W
--	MISSISSIPPI COLLEGE	1-6	L
--	MISSISSIPPI COLLEGE	6-5	W

1922		16-6-3 (7-1-1 SIAA)	
SIAA Champions			
Head Coach: C.R. "Dudy" Noble			
--	at LSU	9-5	W
--	at LSU	5-6	L
--	at Spring Hill College	14-5	W
--	at Spring Hill College	0-7	L
--	ILLINOIS	6-6	T
--	ILLINOIS	3-9	L
--	WISCONSIN	6-6	T
--	WISCONSIN	6-1	W
--	at Tennessee	6-4	W
--	at Vanderbilt	6-3	W
--	at Vanderbilt	9-3	W
--	at Sewanee	6-0	W
--	at Sewanee	2-1	W
--	TEXAS	1-3	L
--	TEXAS	8-5	W
--	OGLETHORPE COLLEGE	2-0	W
--	OGLETHORPE COLLEGE	1-4	L
--	at Alabama	2-2 (7)	T
--	at Alabama	2-6	L
--	OLE MISS	4-0	W
--	OLE MISS	2-0	W
--	at Ole Miss	5-3	W
--	at Ole Miss	3-2	W
--	ALABAMA	4-0	W
--	ALABAMA	3-2	W

1923	14-9 (11-7 SoCon)		
Head Coach: C.R. "Dudy" Noble			
--	ILLINOIS	2-6	L
--	ILLINOIS	0-10	L
Played in Brookhaven, Miss.			
--	vs. LSU	9-1	W
Played in McComb, Miss.			
--	vs. LSU	2-1	W
--	at Millsaps College	6-2	W
--	WISCONSIN	8-1	W
--	WISCONSIN	9-2	W
--	TENNESSEE	0-3	L
--	TENNESSEE	8-4	W
--	GEORGIA	4-5	L
--	GEORGIA	2-1	W
--	FLORIDA	10-0	W
--	FLORIDA	9-0	W
--	at Ole Miss	8-1	W
--	at Ole Miss	9-5	W
--	ALABAMA	7-2	W
--	ALABAMA	3-7	L
--	at Vanderbilt	2-3	L
--	at Vanderbilt	0-20	L
--	at Alabama	6-4	W
--	at Alabama	2-5	L
--	OLE MISS	0-3	L
--	OLE MISS	3-1	W



ALL-TIME RESULTS

1924		17-7 (12-3 SoCon)	
SIAA Champions			
Head Coach: C.R. "Dudy" Noble			
--	at LSU	14-5	W
--	at Tulane	2-6	L
--	at Tulane	3-1	W
--	TENNESSEE	6-4	W
--	TENNESSEE	8-0	W
--	WISCONSIN	3-4	L
--	ILLINOIS	6-3	W
--	ILLINOIS	3-7	L
--	MICHIGAN	11-4	W
--	MICHIGAN	1-3	L
--	VANDERBILT	10-2	W
--	VANDERBILT	6-2	W
--	ALABAMA	3-5	L
--	at Alabama	8-6	W
--	at Alabama	6-1	W
Played in Montgomery, Ala.			
--	vs. Auburn	4-0	W
--	MISSISSIPPI COLLEGE	1-0	W
--	MISSISSIPPI COLLEGE	9-1	W
--	OLE MISS	3-2	W
--	OLE MISS	6-4	W
--	at Ole Miss	1-2	L
--	at Ole Miss	6-2	W
--	at Mississippi College	1-2	L
Played in Jackson, Miss.			
--	vs. Mississippi College	9-5	W

1925		19-7 (9-5 SoCon)	
Head Coach: C.R. "Dudy" Noble			
--	at Baylor	10-4	W
--	at Baylor	5-6	L
--	at Texas	8-4	W
--	at Texas	12-8	W
--	at Southern Methodist	5-1	W
--	at Southern Methodist	6-0	W
--	ILLINOIS	11-3	W
--	ILLINOIS	7-8	L
--	WISCONSIN	7-4	W
--	WISCONSIN	4-1	W
--	TULANE	11-4	W
--	TULANE	2-4	L
--	at Alabama	1-3	L
--	at Alabama	4-7	L
--	ALABAMA	4-11	L
--	ALABAMA	4-3	W
--	at Ole Miss	2-3	L
--	at Ole Miss	4-3	W
Played in Greenwood, Miss.			
--	vs. Ole Miss	3-1 (5)	W
--	OLE MISS	7-1	W
--	KENTUCKY	9-0	W
--	KENTUCKY	9-3	W
--	LSU	10-4	W
--	LSU	17-6	W
--	MISSISSIPPI COLLEGE	2-1	W
--	MISSISSIPPI COLLEGE	7-0	W

1926		18-12 (10-8 SoCon)	
Head Coach: C.R. "Dudy" Noble			
--	at Spring Hill College	2-0	W
--	at Spring Hill College	6-3	W
--	at Tulane	5-3	W
--	at Tulane	14-4	W
--	at LSU	12-4	W
--	ILLINOIS	4-5	L
--	ILLINOIS	4-6	L
--	IOWA	13-4	W
--	IOWA	2-4	L
--	MISSISSIPPI COLLEGE	4-1	W
--	MISSISSIPPI COLLEGE	10-5	W
--	LSU	11-3	W
--	LSU	7-9	L
--	at Mississippi College	4-0	W
--	at Mississippi College	17-2	W
--	OLE MISS	2-0	W
--	OLE MISS	7-6	W
--	at Alabama	3-6	L
--	at Alabama	8-6	W
--	ALABAMA	1-3	L
--	ALABAMA	5-4	W
--	ALABAMA	10-4	W
--	at Ole Miss	6-7	L
--	at Ole Miss	0-1	L
--	at Vanderbilt	1-2	L
--	at Vanderbilt	7-6	W
--	at Kentucky	2-6	L
--	at Kentucky	4-12	L
--	at Illinois	4-5	L
--	at Illinois	14-7	W
1927		13-8-1 (9-7 SoCon)	
Head Coach: C.R. "Dudy" Noble			
--	at Mercer	4-1	W
--	at Mercer	7-1	W
--	at Florida	2-0	W
--	at Florida	5-2	W
--	at Florida	5-4	W
--	at Georgia Tech	10-3	W
--	at Georgia Tech	7-5	W
--	WISCONSIN	5-4	W
--	ILLINOIS	6-6	T
--	ILLINOIS	2-4	L
--	IOWA	1-0	W
--	TULANE	15-1	W
--	TULANE	10-2	W
--	at Ole Miss	7-0	W
--	at Ole Miss	2-6	L
--	ALABAMA	1-10	L
--	ALABAMA	3-11	L
--	at Alabama	2-4	L
--	OLE MISS	2-3	L
--	OLE MISS	4-9	L
--	VANDERBILT	4-5	L
--	VANDERBILT	2-1	W

1928		12-8 (7-6 SoCon)	
Head Coach: C.R. "Dudy" Noble			
--	JERSEY CITY (Int'l League)	4-3	W
--	MERIDIAN (Cotton States)	7-10	L
--	ILLINOIS	0-1	L
--	ILLINOIS	10-2	W
--	IOWA	8-5	W
--	WISCONSIN	13-2	W
--	WISCONSIN	4-1	W
--	FLORIDA	6-2	W
--	FLORIDA	5-4	W
--	at Tulane	12-4	W
--	at Tulane	2-0	W
--	at LSU	0-1	L
--	at LSU	12-0	W
--	OLE MISS	1-3	L
--	OLE MISS	5-6	L
--	ALABAMA	7-9	L
--	ALABAMA	4-6	L
--	at Alabama	12-13	L
--	at Alabama	2-0	W
--	at Ole Miss	6-5	W
1929		9-6-3 (3-5 SoCon)	
Head Coach: C.R. "Dudy" Noble			
--	ILLINOIS	4-4	T
--	ILLINOIS	5-5	T
--	at Meridian (Cotton States)	1-0	W
--	at Meridian (Cotton States)	2-4	L
--	at Millsaps College	19-0	W
--	at Millsaps College	9-6	W
--	at Mississippi College	11-3	W
--	at Mississippi College	10-4	W
--	TULANE	4-4	T
--	MISSISSIPPI COLLEGE	1-0	W
--	at Alabama	0-2	L
--	at Alabama	8-7	W
--	ALABAMA	4-1	W
--	ALABAMA	4-2	W
--	at Ole Miss	1-2	L
--	at Ole Miss	4-5	L
--	OLE MISS	7-11	L
--	OLE MISS	4-7	L
1930		12-12 (6-7 SoCon)	
Head Coach: C.R. "Dudy" Noble			
--	at LSU	2-3	L
--	at Mississippi College	2-6	L
--	at Mississippi College	2-3	L
--	MILLSAPS COLLEGE	11-2	W
--	MILLSAPS COLLEGE	14-3	W
--	LSU	8-4	W
--	LSU	8-4	W
--	ILLINOIS	0-9	L
--	ILLINOIS	1-7	L
--	ILLINOIS	1-9	L
--	WISCONSIN	5-1	W
--	WISCONSIN	3-2	W
--	at Tulane	3-2	W
--	at Tulane	6-5	W
--	OLE MISS	8-3	W
--	OLE MISS	2-5	L
--	MISSISSIPPI COLLEGE	4-3	W
--	MISSISSIPPI COLLEGE	8-6	W
--	at Alabama	3-4	L
--	at Alabama	0-3	L
--	ALABAMA	3-4 (12)	L
--	ALABAMA	6-4	W
--	at Ole Miss	1-3	L
--	at Ole Miss	5-6	L

ALL-TIME RESULTS



1931	12-9 (8-5 SoCon)
<i>Head Coach: C.R. "Dudy" Noble</i>	
-- ILLINOIS	2-7 L
-- MICHIGAN STATE	3-4 L
-- ILLINOIS	2-5 L
-- ILLINOIS	3-10 L
-- at Mississippi College	14-4 W
-- at Mississippi College	15-6 W
-- at LSU	3-7 L
-- at LSU	8-2 W
-- MISSISSIPPI COLLEGE	8-4 W
-- MISSISSIPPI COLLEGE	4-3 W
-- LSU	1-2 L
-- at Ole Miss	11-9 W
-- at Ole Miss	7-5 W
-- KENTUCKY	6-3 W
-- KENTUCKY	17-3 W
-- ALABAMA	7-5 W
-- ALABAMA	3-2 W
-- at Alabama	3-7 L
-- at Alabama	1-5 L
-- OLE MISS	6-7 L
-- OLE MISS	5-2 W

1932	8-10 (6-8 SoCon)
<i>Head Coach: C.R. "Dudy" Noble</i>	
-- at Mississippi College	4-3 W
-- at Mississippi College	1-2 L
-- at LSU	6-7 L
-- at LSU	8-6 W
-- LSU	12-0 W
-- LSU	13-10 W
-- MISSISSIPPI COLLEGE	9-0 W
-- MISSISSIPPI COLLEGE	17-18 L
-- OLE MISS	11-2 W
-- OLE MISS	6-9 L
-- at Alabama	6-7 L
-- at Alabama	6-8 L
-- ALABAMA	2-4 L
-- ALABAMA	6-7 L
-- at Ole Miss	0-3 L
-- at Ole Miss	15-3 W
-- at Vanderbilt	3-0 W
-- at Vanderbilt	3-6 L

1933	10-5 (5-3 SEC)
<i>Head Coach: C.R. "Dudy" Noble</i>	
Played in Columbus, Miss.	
-- vs. Nashville (Sou. League)	3-7 L
-- vs. Nashville (Sou. League)	2-1 W
-- at Mississippi College	4-0 W
-- at Mississippi College	15-0 W
-- at LSU *	3-0 W
-- at LSU *	9-2 W
-- MISSISSIPPI COLLEGE	7-4 W
-- MISSISSIPPI COLLEGE	5-4 W
-- LSU *	1-0 W
-- LSU *	17-5 W
-- BIRMINGHAM-SOUTHERN	3-7 L
-- ALABAMA *	0-4 L
-- ALABAMA *	2-5 L
-- at Alabama *	12-4 W
-- at Alabama *	3-9 L

1934	9-5 (8-4 SEC)
<i>Head Coach: C.R. "Dudy" Noble</i>	
-- at Mississippi College	4-6 L
-- at Mississippi College	8-2 W
-- at LSU *	11-2 W
-- KENTUCKY *	9-7 W
-- KENTUCKY *	11-4 W
-- LSU *	9-10 L
-- LSU *	25-6 W
-- OLE MISS *	4-2 W
-- OLE MISS *	7-2 W
-- ALABAMA *	3-5 L
-- ALABAMA *	4-3 W
-- at Alabama *	6-7 L
-- at Alabama *	4-5 L
-- at Ole Miss *	9-2 W

1935	8-3 (8-3 SEC)
<i>Head Coach: C.R. "Dudy" Noble</i>	
-- LSU *	15-5 W
-- LSU *	6-5 W
-- at LSU *	2-5 L
-- at LSU *	16-2 W
-- at Ole Miss *	12-2 W
-- at Ole Miss *	6-0 W
-- ALABAMA *	6-3 W
-- ALABAMA *	0-17 L
-- OLE MISS *	4-0 W
-- OLE MISS *	2-1 W
-- at Alabama *	1-2 L

1936	8-5-1 (6-4-1 SEC)
<i>Head Coach: C.R. "Dudy" Noble</i>	
-- MINNESOTA	0-3 L
-- PURDUE	4-3 W
-- PURDUE	14-3 W
-- at LSU *	0-6 L
-- LSU *	4-3 W
-- LSU *	2-3 L
-- at Ole Miss *	13-4 W
-- at Ole Miss *	10-5 W
-- at Alabama *	5-13 L
-- at Alabama *	3-13 L
-- ALABAMA *	3-2 W
-- ALABAMA *	5-5 (11) T
-- OLE MISS *	5-2 W
-- OLE MISS *	13-10 W

1937	11-4 (8-3 SEC)
<i>Head Coach: C.R. "Dudy" Noble</i>	
-- MINNESOTA	12-6 W
-- MINNESOTA	10-6 W
-- at LSU *	5-1 W
-- at LSU *	10-4 W
-- NORTHWESTERN	27-4 W
-- NORTHWESTERN	2-3 L
-- LSU *	5-4 W
-- LSU *	13-2 W
-- OLE MISS *	7-6 W
-- OLE MISS *	7-0 W
-- ALABAMA *	6-2 W
-- at Alabama *	7-9 L
-- at Alabama *	3-11 L
-- at Ole Miss *	4-6 L
-- at Ole Miss *	4-3 W

1938	5-7 (3-7 SEC)
<i>Head Coach: C.R. "Dudy" Noble</i>	
-- MINNESOTA	3-2 W
-- MINNESOTA	2-1 W
-- at LSU *	4-1 W
-- at LSU *	1-8 L
-- at Ole Miss *	3-4 L
-- at Ole Miss *	4-5 L
-- at Alabama *	0-10 L
-- at Alabama *	4-9 L
-- ALABAMA *	6-5 W
-- ALABAMA *	3-4 L
-- OLE MISS *	6-8 L
-- OLE MISS *	6-2 W

1939	7-10 (4-9 SEC)
<i>Head Coach: C.R. "Dudy" Noble</i>	
-- MINNESOTA	9-5 W
-- MINNESOTA	4-5 L
-- NORTHWESTERN	17-2 W
-- NORTHWESTERN	7-2 W
-- at LSU *	3-8 L
-- at LSU *	1-4 L
-- AUBURN *	1-4 L
-- AUBURN *	2-8 L
-- LSU *	4-5 L
-- OLE MISS *	4-11 L
-- OLE MISS *	0-3 L
-- ALABAMA *	2-1 W
-- ALABAMA *	7-4 W
-- at Alabama *	6-11 L
-- at Alabama *	7-4 W
-- at Ole Miss *	0-1 L
-- at Ole Miss *	7-1 W

1940	5-9 (4-7 SEC)
<i>Head Coach: C.R. "Dudy" Noble</i>	
-- MINNESOTA	1-7 L
-- MINNESOTA	3-4 (6) L
-- ILLINOIS STATE	9-4 W
-- at LSU *	0-7 L
-- at LSU *	2-8 L
-- LSU *	5-21 L
-- at Ole Miss *	1-5 L
-- at Ole Miss *	10-5 W
-- at Alabama *	8-12 L
-- at Alabama *	5-11 L
-- ALABAMA *	7-3 W
-- ALABAMA *	3-7 L
-- OLE MISS *	8-4 W
-- OLE MISS *	14-9 W

1941	8-9 (7-8 SEC)
<i>Head Coach: C.R. "Dudy" Noble</i>	
-- MINNESOTA	1-7 L
-- MINNESOTA	6-3 (6) W
-- at LSU *	14-0 W
-- at LSU *	2-10 L
-- TULANE *	4-2 W
-- TULANE *	10-0 W
-- LSU *	4-1 W
-- LSU *	5-4 W
-- KENTUCKY *	29-2 W
-- OLE MISS *	0-6 L
-- OLE MISS *	7-10 L
-- ALABAMA *	3-6 L
-- ALABAMA *	4-5 L
-- at Alabama *	1-13 L
-- at Alabama *	3-9 L
-- at Ole Miss *	4-2 W
-- at Ole Miss *	5-7 L

1942	8-6-1 (7-6-1 SEC)
<i>Head Coach: C.R. "Dudy" Noble</i>	
-- at LSU *	1-0 W
-- at LSU *	2-3 L
-- at Tulane *	4-3 W
-- at Tulane *	3-2 W
-- LSU *	1-4 L
-- LSU *	26-3 W
-- at Ole Miss *	6-7 L
-- at Ole Miss *	7-0 W
-- Columbus Air Base	13-3 W
-- at Alabama *	1-9 L
-- at Alabama *	1-4 L
-- ALABAMA *	5-8 L
-- ALABAMA *	9-8 W
-- OLE MISS *	3-0 W
-- OLE MISS *	5-5 (12) T



ALL-TIME RESULTS

1943	3-9 (3-9 SEC)
Head Coach: C.R. "Dudy" Noble	
-- at LSU *	3-6 L
-- at LSU *	0-4 L
-- TULANE *	7-9 L
-- TULANE *	1-2 L
-- LSU *	5-16 L
-- LSU *	6-5 W
-- ALABAMA *	10-29 L
-- ALABAMA *	6-3 W
-- at Ole Miss *	4-3 W
-- at Ole Miss *	4-8 L
-- at Alabama *	2-4 L
-- at Alabama *	4-12 L
1944	(NO TEAM)

1945	(NO TEAM)

1946	2-10 (2-9 SEC)
Head Coach: C.R. "Dudy" Noble	
-- at LSU *	0-21 L
-- at LSU *	1-19 L
-- at Tulane	12-8 W
-- at Tulane	21-12 W
-- LSU *	6-9 L
-- LSU *	1-12 L
-- BRADLEY	0-4 L
-- at Alabama *	1-20 L
-- at Alabama *	8-10 L
-- ALABAMA *	1-12 L
-- ALABAMA *	12-13 L
-- at Ole Miss *	1-13 L
1947	8-8 (7-8 SEC)
Head Coach: C.R. "Dudy" Noble	
-- TULANE	8-0 W
-- at LSU *	9-5 W
-- at LSU *	4-5 L
-- SOUTHERN MISS	9-6 W
-- AUBURN *	1-4 L
-- LSU *	5-13 L
-- LSU *	7-4 W
-- at Ole Miss *	3-4 L
-- at Alabama *	1-3 L
-- at Alabama *	3-6 L
-- ALABAMA *	5-8 L
-- ALABAMA *	10-4 W
-- at Auburn *	7-1 W
-- at Auburn *	9-6 W
-- OLE MISS *	2-4 L
-- OLE MISS *	11-1 W

1948	17-6 (12-5 SEC)
SEC Champions	
Head Coach: R.P. Patty	
-- ILLINOIS	5-10 L
-- ILLINOIS	8-1 W
-- BRADLEY	4-3 W
-- at LSU *	5-3 W
-- at LSU *	16-17 L
-- at Tulane *	5-6 L
-- at Tulane *	3-8 L
-- FLORIDA *	8-7 W
-- LSU *	6-2 W
-- LSU *	15-8 W
-- OLE MISS *	6-5 W
-- OLE MISS *	17-5 W
-- ALABAMA *	6-3 W
-- ALABAMA *	8-6 W
-- at Alabama *	0-9 L
-- at Alabama *	5-7 L
-- at Florida *	15-3 W
-- at Florida *	7-5 W
-- at Ole Miss *	6-5 W
-- at Ole Miss *	18-4 W
SEC Playoffs	
-- Auburn	6-2 W
-- Auburn	8-5 W
-- Auburn	4-3 W
NOTE: Two results from 1948 are missing	
1949	19-6 (13-3 SEC)
SEC Champions	
Head Coach: R.P. Patty	
-- TULANE *	11-2 W
-- TULANE *	10-2 W
-- at LSU *	9-7 W
-- at LSU *	9-7 W
-- LSU *	7-2 W
-- LSU *	16-4 W
-- at Alabama *	1-10 L
-- at Alabama *	7-4 W
-- DELTA STATE	3-1 W
-- DELTA STATE	9-2 W
-- OLE MISS *	7-2 W
-- OLE MISS *	10-3 W
-- ALABAMA *	7-3 W
-- ALABAMA *	3-8 L
-- at Ole Miss *	6-2 W
-- at Ole Miss *	6-5 W
-- at Tulane *	2-7 L
-- at Tulane *	10-4 W
SEC Playoffs	
-- KENTUCKY *	6-3 W
-- KENTUCKY *	9-2 W
-- at Kentucky *	2-3 L
-- at Kentucky *	7-5 W
NCAA District III Tournament (Charlotte, N.C.)	
-- Richmond	6-2 W
-- Wake Forest	3-4 (13) L
-- Kentucky	2-5 L

1950	13-6 (9-5 SEC)
Head Coach: R.P. Patty	
-- at LSU *	2-11 L
-- ILLINOIS WESLEYAN	7-6 W
-- MEMPHIS	14-2 W
-- MEMPHIS	11-1 W
-- LSU *	3-4 L
-- LSU *	5-2 W
-- LSU *	7-1 W
-- at Alabama *	3-6 L
-- at Alabama *	1-0 W
-- TULANE *	14-5 W
-- TULANE *	22-10 W
-- OLE MISS *	5-4 W
-- OLE MISS *	2-3 L
-- DELTA STATE	6-8 L
-- DELTA STATE	11-1 W
-- at Ole Miss *	6-4 W
-- at Ole Miss *	11-5 W
-- ALABAMA *	5-11 L
-- ALABAMA *	4-3 W
1951	11-9 (6-9 SEC)
Head Coach: R.P. Patty	
-- at Mississippi College	23-9 W
-- at Mississippi College	19-3 W
-- at Northwestern State	6-2 W
-- at Tulane *	6-16 L
-- at Tulane *	6-4 W
-- WHEATON	9-8 W
-- WHEATON	6-2 W
-- ALABAMA *	17-10 W
-- ALABAMA *	3-5 L
-- TULANE *	9-4 W
-- TULANE *	6-1 W
-- LSU *	2-16 L
-- at Alabama *	3-4 L
-- at Alabama *	2-4 L
-- at VANDERBILT *	7-2 W
-- at VANDERBILT *	6-3 W
-- OLE MISS *	0-6 L
-- OLE MISS *	5-9 L
-- at Ole Miss *	5-6 L
-- at Ole Miss *	2-8 L
1952	12-11 (6-9 SEC)
Head Coach: R.P. Patty	
-- ALABAMA *	5-6 L
-- ALABAMA *	2-3 (11) L
-- MEMPHIS	14-3 W
-- MEMPHIS	13-6 W
-- MERIDIAN (Cotton States)	7-2 W
-- at LSU *	0-4 L
-- at LSU *	9-10 (11) L
-- at Tulane *	1-4 L
-- at Tulane *	5-6 L
-- LSU *	6-7 L
-- LSU *	8-7 W
-- TULANE *	6-7 L
-- TULANE *	18-7 W
-- at Ole Miss *	14-1 W
-- at Ole Miss *	5-9 L
-- VANDERBILT *	5-4 W
-- VANDERBILT *	11-4 W
-- OLE MISS *	7-0 W
-- at Mississippi College	12-2 W
-- at Mississippi College	3-2 W
-- MERIDIAN	2-1 W
-- MERIDIAN	2-3 L
-- MERIDIAN	0-4 L

ALL-TIME RESULTS



1953 15-7 (12-3 SEC)

Head Coach: R.P. Patty

--	at Alabama *	6-1	W
--	at Alabama *	5-1	W
--	at LSU *	13-0	W
--	at LSU *	2-1	W
--	at Mississippi College	18-2	W
--	at Mississippi College	7-0	W
--	OLE MISS *	3-11	L
--	OLE MISS *	2-1	W
--	TULANE *	5-2	W
--	TULANE *	16-4	W
--	LSU *	16-7	W
--	LSU *	4-11	L
--	ALABAMA *	3-0	W
--	VANDERBILT *	8-0	W
--	VANDERBILT *	12-11	W
--	at Ole Miss *	5-1	W
--	at Ole Miss *	5-6	L

SEC Playoffs

--	vs. Georgia	1-3	L
--	vs. Georgia	0-1	L

NCAA District III Tournament (Durham, N.C.)

--	Duke	3-9	L
--	Rollins	6-5	W
--	Duke	4-5	L

1954 9-7 (7-3 SEC)

Head Coach: R.P. Patty

--	NORTHERN ILLINOIS	12-3	W
--	at LSU *	7-6	W
--	at LSU *	4-7	L
--	at Tulane *	4-10	L
--	at Tulane *	1-4	L
--	TULANE *	6-1	W
--	TULANE *	7-6	W
--	LSU *	7-1	W
--	LSU *	2-1	W
--	ARKANSAS STATE	13-3	W
--	at Alabama *	0-3	L
--	at Alabama *	7-4	W
--	OLE MISS *	2-4	L
--	OLE MISS *	5-6	L
--	ALABAMA *	9-18	L
--	ALABAMA *	5-2	W

1955 9-10 (7-3 SEC)

Head Coach: R.P. Patty

--	ALABAMA	2-3	L
--	ALABAMA *	6-5	W
--	at Alabama *	2-5	L
--	at Alabama *	3-5	L
--	LSU *	4-9	L
--	LSU *	3-2	W
--	at Mississippi College	5-1	W
--	TULANE *	6-9	L
--	TULANE *	2-0	W
--	LOYOLA	6-10	L
--	LOYOLA	7-5	W
--	at LSU *	12-4	W
--	at LSU *	13-10	W
--	at Tulane *	5-9	L
--	at Tulane *	20-13	W
--	at Ole Miss *	5-4	W
--	at Ole Miss *	2-4	L
--	OLE MISS *	4-9	L
--	OLE MISS *	4-10	L

1956 11-9 (6-3 SEC)

Head Coach: R.P. Patty

--	at Mississippi College	4-2	W
--	at Mississippi College	9-0	W
--	MISSISSIPPI COLLEGE	15-5	W
--	MISSISSIPPI COLLEGE	5-4	W
--	TULANE *	1-8	L
--	TULANE *	12-0	W
--	TULANE *	4-2	W
--	ILLINOIS WESLEYAN	4-3	W
--	at Vanderbilt *	27-8	W
--	at Vanderbilt *	9-4	W
--	at Ole Miss *	3-9	L
--	at Ole Miss *	2-14	L
--	ALABAMA *	2-4	L
--	ALABAMA *	3-6	L
--	ALABAMA *	4-1	W
--	at LSU *	0-3	L
--	at LSU *	10-1	W
--	at LSU *	2-5	L
--	OLE MISS *	2-6	L
--	OLE MISS *	5-8	L

1957 13-5 (10-5 SEC)

Head Coach: Paul Gregory

--	at Southeastern Louisiana	1-0	W
--	at Tulane *	3-4 (12)	L
--	at Tulane *	4-0	W
--	MISSISSIPPI COLLEGE	17-3	W
--	MISSISSIPPI COLLEGE	10-2	W
--	VANDERBILT *	9-3	W
--	VANDERBILT *	9-1	W
--	VANDERBILT *	9-0	W
--	OLE MISS *	6-5	W
--	OLE MISS *	6-3	W
--	at Alabama *	0-3	L
--	at Alabama *	1-2	L
--	at Alabama *	7-1	W
--	LSU *	4-1	W
--	LSU *	4-1	W
--	LSU *	0-2	L
--	at Ole Miss *	4-5	L
--	at Ole Miss *	4-3	W

1958 14-10 (8-6 SEC)

Head Coach: Paul Gregory

--	ARKANSAS STATE	8-1	W
--	ARKANSAS STATE	3-2	W
--	at LSU *	5-2	W
--	at LSU *	3-7	L
--	at Tulane *	22-4	W
--	at Tulane *	8-9	L
--	at Loyola	5-6	L
--	at Southeastern Louisiana	3-2	W

Played in Ponchatoula, La.

--	vs. Northern Illinois	14-6	W
--	vs. ULM	19-2	W
--	ARKANSAS *	0-1	L
--	ARKANSAS *	8-9	L
--	MEMPHIS	12-6	W
--	MEMPHIS	3-6	L
--	TULANE *	7-0	W
--	TULANE *	10-1	W
--	ALABAMA *	0-7	L
--	ALABAMA *	5-4	W
--	at Alabama *	3-1	W
--	at Alabama *	2-3	L
--	LSU *	1-3	L
--	LSU *	5-7	L
--	OLE MISS *	6-5	W
--	OLE MISS *	7-5	W

1959 12-13 (5-10 SEC)

Head Coach: Paul Gregory

--	at Louisiana Tech	2-4	L
Northeast Louisiana Tournament (Monroe, La.)			
--	vs. Northwestern State	2-1	W
--	at ULM	3-2	W
--	vs. LSU	0-10	L
--	vs. Northwestern State	9-0	W
--	at ULM	0-1	L
--	vs. LSU	7-0	W
--	TULANE *	1-4	L
--	TULANE *	9-1	W
--	at Tulane *	11-0	W
--	at Tulane *	3-11	L
--	at LSU *	8-6	W
--	at LSU *	4-6	L
--	at Southeastern Louisiana	10-6	W
--	LSU *	3-2	W
--	LSU *	4-3	W
--	OLE MISS *	1-11	L
--	at Alabama *	2-6	L
--	at Alabama *	5-8	L
--	MEMPHIS	3-1	W
--	MEMPHIS	7-2	W
--	ALABAMA *	4-6	L
--	ALABAMA *	4-5	L
--	at Ole Miss *	2-4	L
--	at Ole Miss *	2-6	L

1960 16-11 (8-8 SEC)

Head Coach: Paul Gregory

--	MISSISSIPPI COLLEGE	8-1	W
--	MISSISSIPPI COLLEGE	9-4	W
--	ILLINOIS WESLEYAN	6-2	W
--	ILLINOIS WESLEYAN	17-7	W
--	LSU *	6-5	W
--	LSU *	7-8	L
--	TULANE *	10-2	W
--	TULANE *	16-0	W
--	at Ole Miss *	0-8	L
--	at Ole Miss *	1-14	L
--	at Tulane *	0-1	L
--	at Tulane *	6-0	W

Northeast Louisiana Tournament (Monroe, La.)

--	vs. LSU	4-6	L
--	vs. Northwestern State	3-1	W
--	at ULM	5-3	W
--	vs. Arkansas	3-2	W
--	vs. Baylor	14-2	W
--	at LSU *	2-1	W
--	at LSU *	10-9	W
--	MEMPHIS	2-4	L
--	MEMPHIS	3-9	L
--	ALABAMA *	6-7	L
--	ALABAMA *	7-9	L
--	OLE MISS *	18-4	W
--	OLE MISS *	3-4	L
--	at Alabama *	9-5	W
--	at Alabama *	2-7	L

1961 12-7 (7-6 SEC)

Head Coach: Paul Gregory

--	at LSU *	2-4	L
--	at LSU *	9-4	W
--	ALABAMA *	7-5	W
--	ALABAMA *	2-8	L
--	at Alabama *	10-1	W
--	at Alabama *	5-3	W
--	OLE MISS *	4-5	L
--	OLE MISS *	9-2	W
--	MEMPHIS	4-3	W
--	MEMPHIS	19-0	W
--	LSU *	2-3	L
--	LSU *	2-4	L
--	TULANE *	16-3	W
--	TULANE *	8-3	W
--	DELTA STATE	5-4	W
--	DELTA STATE	10-1	W
--	at Arkansas State	6-1	W
--	at Arkansas State	2-3	L
--	OLE MISS *	4-5	L



ALL-TIME RESULTS

1962	21-5-1 (14-1-1 SEC)	
<i>Head Coach: Paul Gregory</i>		
-- ULM	3-1	W
-- ULM	6-7	L
-- ARKANSAS STATE	8-1	W
-- ARKANSAS STATE	19-0	W
-- ILLINOIS WESLEYAN	9-1	W
-- ILLINOIS WESLEYAN	11-3	W
-- TULANE *	3-0	W
-- TULANE *	8-1	W
-- at Alabama *	3-2	W
-- at Alabama *	8-3	W
-- ALABAMA *	9-5	W
-- ALABAMA *	9-0	W
-- at LSU *	3-4	L
-- at LSU *	5-3	W
-- at Tulane *	6-1	W
-- at Tulane *	2-2	T
-- MEMPHIS	8-23	L
-- MEMPHIS	10-1	W
-- OLE MISS *	5-1	W
-- OLE MISS *	6-1	W
-- LSU *	3-2	W
-- LSU *	4-3	W
-- at Ole Miss *	4-1	W
-- at Ole Miss *	5-0	W

SEC Playoffs		
-- at Florida	3-8	L
-- FLORIDA	3-2	W
-- FLORIDA	7-8	L

1963	17-11 (9-7 SEC)	
------	-----------------	--

Head Coach: Paul Gregory

Loyola Coca-Cola Invitational (New Orleans, La.)

-- vs. LSU	1-2	L
-- vs. Illinois	2-0	W
-- at Loyola	4-5	L
-- ARKANSAS STATE	9-1	W
-- ARKANSAS STATE	12-2	W
-- at Alabama *	1-0	W
-- at Alabama *	19-5	W
-- ILLINOIS WESLEYAN	7-5	W
-- ILLINOIS WESLEYAN	6-3	W
-- SOUTHERN MISS	8-4	W
-- SOUTHERN MISS	6-3	W
-- LSU *	3-6	L
-- LSU *	1-4	L
-- ALABAMA *	6-5	W
-- ALABAMA *	10-4	W
-- at Ole Miss *	0-5	L
-- at Ole Miss *	1-6	L
-- TULANE *	13-1	W
-- TULANE *	8-3	W
-- at Arkansas State	6-0	W
-- at Arkansas State	1-3	L
-- at Southern Miss	5-3	W
-- at Tulane *	8-10	L
-- at Tulane *	9-2	W
-- at LSU *	4-8 (12)	L
-- at LSU *	3-7	L
-- OLE MISS *	5-3	W
-- OLE MISS *	5-6 (15)	L

1964	17-12 (7-7 SEC)	
<i>Head Coach: Paul Gregory</i>		
-- ARKANSAS STATE	7-0	W
-- ARKANSAS STATE	21-1	W
-- ALABAMA *	5-3	W
-- ALABAMA *	4-7	L
-- NICHOLLS STATE	1-0	W
-- NICHOLLS STATE	5-3	W
Florida State Invitational (Tallahassee, Fla.)		
-- vs. North Carolina	3-2	W
-- vs. ULM	4-1	W
-- at Florida State	1-7	L
-- at Florida *	10-2	W
-- at Florida *	1-6	L
-- SOUTHERN MISS	6-10	L
-- ILLINOIS WESLEYAN	7-2	W
-- ILLINOIS WESLEYAN	5-1	W
-- at Arkansas State	3-0	W
-- at Arkansas State	4-7	L
-- LSU *	11-5	W
-- LSU *	2-5	L
-- at Alabama *	4-14	L
-- at Alabama *	3-4	L
-- OLE MISS *	5-7	L
-- OLE MISS *	0-8	L
-- TULANE *	8-1	W
-- at Southern Miss	1-3	L
-- at Tulane *	4-1	W
-- at Tulane *	2-0	W
-- at LSU *	14-2	W
-- at LSU *	4-14	L
-- at Ole Miss *	5-2	W

1965	16-10 (11-4 SEC)	
SEC Champion		
<i>Head Coach: Paul Gregory</i>		
-- at Southern Miss	0-2	L
-- LSU *	5-2	W
-- ILLINOIS WESLEYAN	3-7	L
-- ILLINOIS WESLEYAN	11-2	W
-- ALABAMA *	11-0	W
-- ALABAMA *	0-1	L
-- DELTA STATE	0-1	L
-- DELTA STATE	6-1	W
-- at Ole Miss *	17-13	W
-- at Ole Miss *	8-6	W
-- TULANE *	2-7	L
-- TULANE *	1-0	W
-- at LSU *	0-6	L
-- at LSU *	5-0	W
-- at Tulane *	5-4	W
-- at Tulane *	2-0	W
-- at Alabama *	3-2	W
-- at Alabama *	1-0	W
-- OLE MISS *	9-3	W
-- OLE MISS *	7-10	L
SEC Playoffs		
-- AUBURN	10-1	W
-- at Auburn	2-3	L
-- at Auburn	2-1 (10)	W

NCAA District III Tournament (Gastonia, N.C.)		
-- vs. Florida State	6-3	W
-- vs. Furman	2-5	L
-- vs. Florida State	2-6	L

1966	20-11 (11-4 SEC)	
SEC Champion		
<i>Head Coach: Paul Gregory</i>		
Florida State Invitational (Tallahassee, Fla.)		
-- at Florida State	2-24	L
-- vs. Auburn	2-4	L
-- vs. Auburn	6-5	W
-- ARKANSAS STATE	9-1	W
-- ARKANSAS STATE	7-3	W
-- DELTA STATE	3-2	W
-- at Delta State	4-5	L
-- ALABAMA *	5-1	W
-- ALABAMA *	2-1 (14)	W
-- LSU *	9-2	W
-- LSU *	3-0	W
-- at Alabama *	7-9	L
-- at Alabama *	4-1	W
-- ARKANSAS *	9-3	W
-- ARKANSAS *	18-0	W
-- at Tulane *	7-3	W
-- at Tulane *	6-9	L
-- at LSU *	9-1	W
-- at LSU *	1-0	W
-- OLE MISS *	0-2	L
-- OLE MISS *	2-1	W
-- TULANE *	10-3	W
-- at Memphis	2-3	L
-- at Memphis	2-3	L
-- at Ole Miss *	6-1	W
-- at Ole Miss *	0-5	L
SEC Playoffs		
-- at TENNESSEE	7-4	W
-- TENNESSEE	9-3	W
NCAA District III Tournament (Gastonia, N.C.)		
-- vs. Florida State	4-3	W
-- vs. North Carolina	4-5	L
-- vs. Florida State	0-7	L

1967	17-14 (9-9 SEC)	
<i>Head Coach: Paul Gregory</i>		
Riverside National Tournament (Riverside, Calif.)		
-- vs. BYU	2-4	L
-- at UC Riverside	5-4 (10)	W
-- vs. Yale	7-6	W
-- vs. UCLA	10-12	L
-- vs. Wyoming	5-2	W
-- vs. Washington	5-3	W
-- vs. Ohio State	11-4	W
-- at Ole Miss *	0-7	L
-- at Ole Miss *	0-1	L
-- at Ole Miss *	9-6	W
-- ILLINOIS WESLEYAN	5-3	W
-- ILLINOIS WESLEYAN	6-5 (10)	W
-- LSU *	3-1	W
-- LSU *	3-1	W
-- LSU *	8-9	L
-- SOUTHERN MISS	7-8	L
-- SOUTHERN MISS	4-2	W
-- ALABAMA *	4-0	W
-- ALABAMA *	4-1	W
-- ALABAMA *	0-5	L
-- at Arkansas State	2-5	L
-- at Arkansas State	2-3	L
-- at LSU *	2-0	W
-- at LSU *	3-6	L
-- at LSU *	3-5	L
-- at Alabama *	1-8	L
-- at Alabama *	3-2	W
-- at Alabama *	2-4	L
-- OLE MISS *	2-1	W
-- OLE MISS *	3-0	W
-- OLE MISS *	3-13	L

ALL-TIME RESULTS



1968 **16-17 (7-10 SEC)**

Head Coach: Paul Gregory

--	CLEMSON	3-6	L
--	CLEMSON	1-2	L
Riverside National Tournament (Riverside, Calif.)			
--	at UC Riverside	10-0	W
--	vs. BYU	1-3	L
--	vs. Kansas	11-4	W
--	vs. Tennessee	4-1	W
--	vs. Pittsburgh	2-1	W
--	vs. Oregon	5-6	L
--	vs. UCLA	6-12	L
--	ARKANSAS STATE	0-1	L
--	ARKANSAS STATE	6-5	W
--	ILLINOIS WESLEYAN	5-0	W
--	ILLINOIS WESLEYAN	4-1	W
--	OLE MISS *	2-1	W
--	OLE MISS *	1-2	L
--	OLE MISS *	1-4	L
--	ARKANSAS	19-11	W
--	SOUTHERN MISS	2-4	L
--	SOUTHERN MISS	4-3	W
--	at Alabama *	5-3	W
--	at Alabama *	2-3	L
--	at Alabama *	11-5	W
--	LSU *	3-4 (8)	L
--	LSU *	2-7	L
--	LSU *	3-2	W
--	ALABAMA *	8-7	W
--	ALABAMA *	0-11	L
--	ALABAMA *	0-6	L
--	at LSU *	6-3 (9)	W
--	at LSU *	0-4	L
--	at LSU *	3-4 (11)	L
--	at Ole Miss *	8-2	W
--	at Ole Miss *	1-4	L

1969 **20-10 (11-7 SEC)**

Head Coach: Paul Gregory

--	TENNESSEE *	7-10	L
--	TENNESSEE *	2-8	L
--	INDIANA STATE	1-0	W
--	INDIANA STATE	13-2	W
--	at Loyola	5-0	W
--	at Loyola	5-3	W
--	ILLINOIS WESLEYAN	7-5	W
--	ILLINOIS WESLEYAN	3-6	L
--	at Ole Miss *	0-4	L
--	at Ole Miss *	1-2	L
--	at Ole Miss *	3-4	L
--	ALABAMA *	4-3 (12)	W
--	ALABAMA *	4-1	W
--	ALABAMA *	2-1 (15)	W
--	LSU *	4-2	W
--	LSU *	4-6	L
--	LSU *	3-2	W
--	SOUTHERN MISS	7-4	W
--	SOUTHERN MISS	12-1	W
--	at Alabama *	0-4	L
--	at Alabama *	1-3	L
--	at Alabama *	6-2	W
--	at Arkansas State	5-1	W
--	at Arkansas State	3-0	W
--	at LSU *	3-0	W
--	at LSU *	3-5	L
--	at LSU *	10-4	W
--	OLE MISS *	2-0	W
--	OLE MISS *	11-5	W
--	OLE MISS *	10-3	W

1970 **32-8 (11-4 SEC)**

SEC Champion

Head Coach: Paul Gregory

--	CHRISTIAN BROTHERS	7-1	W
--	CHRISTIAN BROTHERS	1-3	L
--	LOYOLA	6-1	W
--	LOYOLA	5-1	W
--	MEMPHIS	3-0	W
--	MEMPHIS	3-2	W
--	at Memphis	6-1	W
--	at Memphis	3-1 (11)	W
--	NEW ORLEANS	11-2	W
--	NEW ORLEANS	7-1	W
--	NEW ORLEANS	8-4	W
--	OLE MISS *	4-0	W
--	OLE MISS *	1-4	L
--	OLE MISS *	9-1	W
--	at Southern Miss	3-1	W
--	at Southern Miss	4-1	W
--	at Alabama *	2-3	L
--	at Alabama *	2-1	W
--	at New Orleans	7-5 (8)	W
--	at LSU *	5-3	W
--	at LSU *	3-1	W
--	at LSU *	5-3	W
--	ARKANSAS STATE	11-7	W
--	ARKANSAS STATE	3-0	W
--	ALABAMA *	4-1	W
--	ALABAMA *	1-0	W
--	ALABAMA *	5-1	W
--	LSU *	5-0	W
--	ARKANSAS	6-0	W
--	ARKANSAS	1-0	W
--	at Ole Miss *	1-5	L
--	at Ole Miss *	3-5	L
--	at Ole Miss *	3-0	W

SEC Playoffs

--	at Tennessee	4-8	L
--	TENNESSEE	4-3 (10)	W
--	TENNESSEE	1-0	W

NCAA District III Tournament (Gastonia, N.C.)

--	vs. Maryland	2-3	L
--	vs. East Carolina	12-6	W
--	vs. Maryland	8-4	W
--	vs. Florida State	4-5	L

1971 **32-12 (13-5 SEC)**

SEC Champion

Head Coach: Paul Gregory

--	IOWA STATE	7-5	W
--	IOWA STATE	6-5	W
--	MEMPHIS	10-0	W
--	MEMPHIS	6-2	W
--	CLEMSON	4-6	L
--	CLEMSON	2-1	W
--	CLEMSON	8-10	L
--	ST. OLAF	7-0	W
--	ST. OLAF	2-1 (10)	W
--	ILLINOIS WESLEYAN	11-0	W
--	ILLINOIS WESLEYAN	5-0	W
--	NEW ORLEANS	5-0	W
--	NEW ORLEANS	8-1	W
--	at Loyola	2-5	L
--	at LSU *	0-2	L
--	at LSU *	1-3	L
--	at LSU *	1-9	L
--	LSU *	2-1	W
--	LSU *	7-4	W
--	LSU *	11-2	W
--	at Alabama *	6-4	W
--	at Alabama *	9-6	W
--	at Alabama *	5-6 (10)	L
--	at Arkansas State	5-4	W
--	at Arkansas State	6-4	W
--	ALABAMA *	8-7	W
--	ALABAMA *	6-2	W
--	ALABAMA *	7-8 (13)	L
--	SOUTHERN MISS	9-0	W
--	SOUTHERN MISS	3-6	L
--	at Ole Miss *	15-12 (10)	W
--	at Ole Miss *	7-5 (11)	W
--	at Ole Miss *	5-2	W
--	OLE MISS *	7-6	W
--	OLE MISS *	4-2	W
--	OLE MISS *	9-7	W

SEC Playoffs

--	VANDERBILT	5-1	W
--	at Vanderbilt	3-1	W

NCAA District III Tournament (Gastonia, N.C.)

--	vs. Maryland	2-1	W
--	vs. Miami (Fla.)	7-3	W
--	vs. Georgia Tech	8-20	L
--	vs. Georgia Tech	5-2	W

College World Series (Omaha, Neb.)

--	vs. Tulsa	2-5	L
--	vs. BYU	1-3	L



ALL-TIME RESULTS

1972		24-16 (7-11 SEC)	
Head Coach: Paul Gregory			
--	GEORGIA STATE	9-1	W
--	GEORGIA STATE	11-0	W
--	at Memphis	2-11	L
--	at Memphis	1-4	L
--	ALBION COLLEGE	10-3	W
--	ALBION COLLEGE	5-2	W
--	CHRISTIAN BROTHERS	8-0	W
--	CHRISTIAN BROTHERS	1-0	W
--	at Southern Miss	4-0	W
--	at Southern Miss	0-1	L
--	WISCONSIN STATE	2-1	W
--	WISCONSIN STATE	4-2	W
--	NORTH PARK COLLEGE	9-5	W
--	NORTH PARK COLLEGE	4-2	W
--	ST. OLAF	6-0	W
--	ST. OLAF	13-0	W
--	at Alabama *	4-3	W
--	at Alabama *	1-7	L
--	at Alabama *	2-15	L
--	at Loyola	8-4	W
--	at LSU *	2-4	L
--	at LSU *	1-0	W
--	at LSU *	4-3	W
--	OLE MISS *	2-4	L
--	OLE MISS *	3-5	L
--	OLE MISS *	3-5	L
--	ATHENS STATE	5-3	W
--	LSU *	4-1	W
--	LSU *	3-4	L
--	LSU *	2-1	W
--	ARKANSAS STATE	0-1	L
--	ARKANSAS STATE	4-5	L
--	at Ole Miss *	1-2	L
--	at Ole Miss *	2-3	L
--	at Ole Miss *	2-3	L
--	at New Orleans	8-1	W
--	at New Orleans	4-3	W
--	ALABAMA *	8-1	W
--	ALABAMA *	2-0	W
--	ALABAMA *	0-3	L
1973		16-14-1 (5-9 SEC)	
Head Coach: Paul Gregory			
--	ULM	5-6	L
--	ULM	1-2	L
--	ATHENS STATE	2-1	W
--	ATHENS STATE	4-0	W
--	SOUTHERN MISS	6-4	W
--	SOUTHERN MISS	8-4	W
--	CLEMSON	2-1	W
--	CLEMSON	2-0	W
--	ALABAMA *	5-7	L
--	ALABAMA *	0-3	L
--	McMURRAY COLLEGE	11-0	W
--	McMURRAY COLLEGE	2-4	L
--	CHRISTIAN BROTHERS	8-0	W
--	CHRISTIAN BROTHERS	8-0	W
--	LSU *	1-0	W
--	LSU *	6-5	W
--	MEMPHIS	0-9	L
--	MEMPHIS	6-15	L
--	at Ole Miss *	0-2	L
--	at Ole Miss *	4-4 (8)	T
--	at Louisiana College	4-0	W
--	at Louisiana College	10-7	W
--	at LSU *	0-6	L
--	at LSU *	2-3	L
--	at LSU *	0-3	L
--	OLE MISS *	0-5	L
--	OLE MISS *	3-1	W
--	OLE MISS *	5-0	W
--	at Alabama *	0-4	L
--	at Alabama *	3-1	W
--	at Alabama *	3-5	L

1974		13-14 (8-9 SEC)	
Head Coach: Paul Gregory			
--	at Southern Miss	7-11	L
--	at Southern Miss	3-5	L
--	MIAMI (OHIO)	3-6	L
--	LOUISIANA COLLEGE	12-1	W
--	LOUISIANA COLLEGE	16-0	W
--	LIVINGSTON	2-3	L
--	LIVINGSTON	2-1	W
--	at Alabama *	1-0	W
--	at Alabama *	2-3	L
--	at Alabama *	2-5	L
--	at LSU *	3-1	W
--	at LSU *	2-6	L
--	at LSU *	1-3	L
--	OLE MISS *	6-3	W
--	OLE MISS *	2-3	L
--	OLE MISS *	2-5	L
--	at Memphis	3-0	W
--	at Memphis	0-1	L
--	LSU *	1-0	W
--	LSU *	3-2	W
--	ARKANSAS STATE	5-0	W
--	at Ole Miss *	2-4	L
--	at Ole Miss *	2-7	L
--	at Ole Miss *	8-3	W
--	ALABAMA *	0-1	L
--	ALABAMA *	3-1	W
--	ALABAMA *	6-1	W
1975		16-24 (6-16 SEC)	
Head Coach: Jimmy Bragan			
--	WESTERN ILLINOIS	5-4	W
--	WESTERN ILLINOIS	2-0	W
--	WESTERN ILLINOIS	4-1	W
--	VANDERBILT *	1-2	L
--	VANDERBILT *	1-0	W
--	IOWA	11-8	W
--	SOUTHERN MISS	1-3	L
--	AUBURN *	8-9	L
--	AUBURN *	1-3	L
--	AUBURN *	0-3	L
--	LIVINGSTON	6-5	W
--	LIVINGSTON	4-3	W
--	ST. OLAF	3-2	W
--	ST. OLAF	4-0	W
--	at Alabama *	1-4	L
--	at Alabama *	4-3	W
--	at Alabama *	7-0	W
--	at Alabama *	0-2	L
--	LSU *	0-11	L
--	LSU *	0-11	L
--	LSU *	4-5	L
--	LSU *	0-3	L
--	MEMPHIS	9-2	W
--	MEMPHIS	0-4	L
--	at Ole Miss *	3-4	L
--	at Ole Miss *	1-8	L
--	at Ole Miss *	1-3	L
--	at Ole Miss *	4-5	L
--	at LSU *	3-4	L
--	at LSU *	2-3	L
--	at LSU *	1-5	L
--	at LSU *	0-8	L
--	OLE MISS *	2-0	W
--	OLE MISS *	4-3	W
--	OLE MISS *	5-4	W
--	OLE MISS *	4-12	L
--	at Auburn *	4-5	L
--	at Auburn *	0-6	L
--	ALABAMA *	0-1	L
--	ALABAMA *	4-0	W

1976	28-17 (11-12 SEC)	
Head Coach: Ron Palk		
--	LOUISIANA TECH	1-2 L
--	LOUISIANA TECH	4-0 W
--	at Southern Miss	5-2 W
--	at Memphis	5-6 L
--	at Memphis	1-5 L
--	LIVINGSTON	4-3 W
--	LIVINGSTON	3-14 L
--	ARKANSAS STATE	2-1 W
--	ARKANSAS STATE	4-0 W
--	ST. OLAF	2-0 W
--	ST. OLAF	6-0 W
--	at Auburn *	6-1 W
--	at Auburn *	3-1 W
--	BIRMINGHAM-SOUTHERN	6-0 W
--	BIRMINGHAM-SOUTHERN	4-2 W
--	LSU *	2-1 W
--	LSU *	6-5 W
--	LSU *	10-9 W
--	SOUTH ALABAMA	4-0 W
--	SOUTH ALABAMA	2-1 W
--	at Alabama *	4-5 L
--	at Alabama *	4-5 L
--	at Alabama *	0-4 L
--	OLE MISS *	9-8 W
--	OLE MISS *	5-4 W
--	OLE MISS *	1-2 L
--	MISSISSIPPI COLLEGE	3-2 W
--	MISSISSIPPI COLLEGE	5-4 W
--	SOUTHERN MISS	4-0 W
--	SOUTHERN MISS	11-10 W
--	JACKSON STATE	5-3 W
--	JACKSON STATE	8-9 L
--	at LSU *	1-4 L
--	at LSU *	2-0 W
--	at LSU *	1-4 L
--	AUBURN *	0-7 L
--	AUBURN *	1-2 L
--	AUBURN *	1-3 L
--	WILLIAM CAREY	15-2 W
--	ALABAMA *	3-2 W
--	ALABAMA *	5-4 W
--	ALABAMA *	1-2 L
--	at Ole Miss *	4-2 W
--	at Ole Miss *	4-5 L
--	at Ole Miss *	5-9 L

ALL-TIME RESULTS



1977	33-15 (11-9 SEC)	
<i>Head Coach: Ron Polk</i>		
-- INDIANA STATE	13-5	W
-- INDIANA STATE	10-2	W
-- at Ole Miss *	3-5	L
-- at Ole Miss *	10-3	W
-- at Ole Miss *	4-5	L
-- AUBURN *	3-0	W
-- AUBURN *	5-0	W
-- AUBURN *	12-1	W
-- OHIO STATE	7-5	W
-- OHIO STATE	13-0	W
-- at Southern Miss	2-4	L
-- at Southern Miss	9-1	W
-- at South Alabama	4-9	L
-- ST. OLAF	11-2	W
-- ST. OLAF	14-0	W
-- ALABAMA *	4-3	W
-- ALABAMA *	9-4	W
-- MISSISSIPPI COLLEGE	18-2	W
-- MISSISSIPPI COLLEGE	13-7	W
-- at Louisiana Tech	6-5	W
-- at Louisiana Tech	2-7	L
-- LSU *	8-11	L
-- LSU *	7-1	W
-- LSU *	7-1	W
-- at Jackson State	7-8	L
-- at Jackson State	14-2	W
-- BIRMINGHAM-SOUTHERN	15-3	W
-- BIRMINGHAM-SOUTHERN	7-4	W
-- OLE MISS *	3-5	L
-- OLE MISS *	3-1	W
-- OLE MISS *	14-9	W
-- DELTA STATE	7-6	W
-- DELTA STATE	7-6	W
-- at Auburn *	0-3	L
-- at Auburn *	4-6	L
-- at Auburn *	6-15	L
-- at Arkansas State	5-1	W
-- at Arkansas State	5-2	W
-- MEMPHIS	12-3	W
-- MEMPHIS	17-3	W
-- WILLIAM CAREY	11-1	W
-- WILLIAM CAREY	8-5	W
-- at Alabama *	4-5	L
-- at Alabama *	8-4	W
-- at Alabama *	2-3	L
SEC Tournament (Oxford, Miss.)		
-- vs. Florida	1-3	L
-- vs. Vanderbilt	15-2	W
-- at Ole Miss	3-11	L

1978	38-18 (13-8 SEC)	
<i>Head Coach: Ron Polk</i>		
-- at LSU *	2-1	W
-- at LSU *	2-5	L
-- at LSU *	4-1	W
-- OLE MISS *	6-8	L
-- OLE MISS *	10-3	W
-- OLE MISS *	8-4	W
Played in Jackson, Miss.		
-- vs. Mississippi College	10-7	W
-- vs. Mississippi College	25-3	W
-- at Auburn *	7-1	W
-- at Auburn *	6-2	W
-- at Auburn *	8-11	L
-- INDIANA STATE	4-3	W
-- INDIANA STATE	5-8	L
-- MISSOURI BAPTIST	8-5	W
-- MISSOURI BAPTIST	11-1	W
-- ARIZONA	9-6	W
Played in Jackson, Miss.		
-- vs. Arizona	2-5	L
-- vs. Arizona	4-3	W
-- at Alabama *	0-1	L
-- at Alabama *	6-4	W
-- at Alabama *	6-4	W
-- at William Carey	9-8	W
-- at William Carey	19-1	W
-- at Delta State	12-3	W
-- at Delta State	6-3	W
-- LSU *	12-4	W
-- LSU *	7-6	W
-- LSU *	26-13	W
-- SOUTH ALABAMA	0-3	L
-- SOUTH ALABAMA	5-7	L
-- BIRMINGHAM-SOUTHERN	3-5	L
-- BIRMINGHAM-SOUTHERN	10-2	W
-- SOUTHERN MISS	7-3	W
-- SOUTHERN MISS	9-5	W
-- at Ole Miss *	2-12	L
-- at Ole Miss *	4-5	L
-- at Ole Miss *	4-8	L
-- ARKANSAS STATE	18-10	W
-- ARKANSAS STATE	7-4	W
-- at Birmingham-Southern	17-12	W
-- AUBURN *	4-2	W
-- AUBURN *	12-3	W
-- AUBURN *	7-8	L
-- JACKSON STATE	8-5	W
-- JACKSON STATE	9-8	W
-- at Memphis	3-5	L
-- at Memphis	8-4	W
SEC Tournament (Gainesville, Fla.)		
-- at Florida	8-3	W
-- vs. Auburn	7-10	L
-- vs. Georgia	9-3	W
-- vs. Auburn	3-2	W
-- vs. Auburn	5-8	L
NCAA South Central Regional (Arlington, Texas)		
-- vs. Baylor	0-3	L
-- vs. Louisiana Tech	6-5	W
-- vs. Pan American	7-5	W
-- vs. Baylor	3-6	L

1979	48-12 (17-2 SEC)	
SEC Tournament Champion		
SEC Champion		
<i>Head Coach: Ron Polk</i>		
-- MISSISSIPPI COLLEGE	5-0	W
-- LIVINGSTON	7-1	W
-- LIVINGSTON	15-8	W
-- at LSU *	3-1	W
-- at LSU *	1-2	L
-- ARKANSAS STATE	11-3	W
-- ARKANSAS STATE	5-4	W
Played in Jackson, Miss.		
-- vs. Jackson State	3-4	L
-- vs. Jackson State	3-0	W
-- ALABAMA *	5-1	W
-- ALABAMA *	6-1	W
-- DELTA STATE	4-2	W
-- DELTA STATE	9-8	W
-- AUBURN *	13-5	W
-- AUBURN *	11-2	W
-- AUBURN *	15-8	W
-- MISSOURI BAPTIST	10-6	W
-- MISSOURI BAPTIST	5-3	W
-- at South Alabama	7-8	L
-- at South Alabama	12-1	W
-- at Southern Miss	17-2	W
-- at Southern Miss	9-8	W
-- ST. OLAF	23-4	W
-- ST. OLAF	14-1	W
-- OLE MISS *	4-1	W
-- OLE MISS *	10-0	W
-- OLE MISS *	12-4	W
-- BIRMINGHAM-SOUTHERN	12-3	W
-- at Birmingham-Southern	11-1	W
-- LSU *	5-0	W
-- LSU *	5-2	W
Exhibition		
-- at Jackson Mets	4-1	W
-- at Hawaii	5-6	L
-- at Hawaii	8-9	L
-- at Hawaii	12-19	L
-- at Hawaii	6-4	W
-- at Hawaii	7-6	W
-- at Hawaii	0-10	L
-- at Auburn *	4-1	W
-- at Auburn *	0-3	L
-- at Auburn *	7-1	W
-- at Alabama *	6-4	W
-- at Alabama *	2-0	W
-- MISSISSIPPI COLLEGE	6-1	W
-- WILLIAM CAREY	6-10	L
-- WILLIAM CAREY	3-2	W
-- LOUISIANA TECH	2-0	W
-- LOUISIANA TECH	14-8	W
-- at Ole Miss *	5-3	W
-- at Ole Miss *	5-1	W
SEC Tournament (Starkville, Miss.)		
-- KENTUCKY	6-5	W
-- LSU *	12-5	W
-- FLORIDA *	12-11	W
NCAA South Regional (Starkville, Miss.)		
-- NEW ORLEANS	11-13	L
-- TULANE	12-4	W
-- NEW ORLEANS	13-10	W
-- MURRAY STATE	8-6	W
-- MURRAY STATE	18-8	W
College World Series (Omaha, Neb.)		
-- vs. Cal State Fullerton	6-1	W
-- vs. Texas	2-8	L
-- vs. Pepperdine	4-5	L



ALL-TIME RESULTS

1980	31-19 (10-11 SEC)	1981	46-17 (17-6 SEC)	1982	28-23 (11-13 SEC)
<i>Head Coach: Ron Polk</i>		<i>Head Coach: Ron Polk</i>		<i>Head Coach: Ron Polk</i>	
-- MISSISSIPPI COLLEGE	7-2 W	-- LIVINGSTON	15-1 W	-- BIRMINGHAM-SOUTHERN	8-4 W
-- at Livingston	6-4 W	-- LSU *	15-1 W	-- BIRMINGHAM-SOUTHERN	6-2 W
-- KENTUCKY	4-9 L	-- LSU *	5-2 W	-- LIVINGSTON	12-7 W
-- KENTUCKY	10-0 W	-- LOUISIANA TECH	10-2 W	-- SOUTH ALABAMA	1-5 L
-- at Auburn *	4-5 L	-- LOUISIANA TECH	8-7 W	-- SOUTH ALABAMA	3-8 L
-- at Auburn *	4-13 L	-- AUBURN *	7-8 L	-- at UAB	2-10 L
-- at Auburn *	5-7 L	-- AUBURN *	3-4 L	-- at UAB	16-17 L
-- at Tulane	9-2 W	-- AUBURN *	8-3 W	-- LSU *	16-3 W
-- at Tulane	0-1 L	-- at Arizona	11-9 W	-- LSU *	0-3 L
-- ALABAMA *	13-12 W	-- at Arizona	16-12 W	-- LSU *	2-6 L
-- ALABAMA *	3-5 L	-- at Grand Canyon	9-1 W	-- at William Carey	7-3 W
-- ALABAMA *	5-7 L	-- at Grand Canyon	10-7 W	-- at William Carey	4-6 L
-- MISSOURI BAPTIST	7-0 W	Played in Las Vegas, Nev.		Played in Jackson, Miss.	
-- UNION	7-1 W	-- vs. Oklahoma State	9-20 L	-- vs. Ole Miss	5-8 L
-- UNION	11-0 W	-- at UNLV	23-17 W	-- at Auburn *	5-6 L
-- at William Carey	4-3 W	-- at UNLV	4-3 W	-- at Auburn *	4-7 L
-- at William Carey	7-4 W	-- at Livingston	21-20 W	-- at Auburn *	3-4 L
-- SOUTH ALABAMA	3-5 L	-- at Alabama *	5-3 W	-- at Arkansas State	7-8 L
-- SOUTH ALABAMA	3-2 W	-- at Alabama *	1-2 L	-- at Arkansas State	13-7 W
-- at Ole Miss *	1-0 W	-- at Alabama *	4-8 L	-- at Mississippi College	10-8 W
-- at Ole Miss *	4-6 L	Played in Jackson, Miss.		-- at Ole Miss *	6-9 L
-- at Ole Miss *	5-0 W	-- vs. Ole Miss	4-3 W	-- at Ole Miss *	3-0 W
-- LIVINGSTON	3-2 W	-- at Southern Miss	5-4 W	-- at Ole Miss *	2-7 L
-- JACKSON STATE	4-5 L	-- at Southern Miss	6-2 W	-- at Louisiana Tech	12-5 W
-- JACKSON STATE	12-3 W	-- at South Alabama	3-5 L	-- at Louisiana Tech	9-6 W
-- LSU *	2-5 L	-- at South Alabama	4-7 L	-- MISSISSIPPI COLLEGE	16-2 W
-- LSU *	0-2 L	-- MISSISSIPPI COLLEGE	14-1 W	-- ALABAMA *	10-2 W
-- LSU *	9-7 W	-- OLE MISS *	12-4 W	-- ALABAMA *	6-4 W
-- at Arkansas State	7-3 W	-- OLE MISS *	7-1 W	-- ALABAMA *	5-6 L
-- at Arkansas State	3-0 W	-- OLE MISS *	8-3 W	-- JACKSON STATE	13-3 W
-- at Delta State	9-12 L	-- TULANE	12-5 W	-- JACKSON STATE	6-2 W
-- at Delta State	9-1 W	-- TULANE	12-4 W	-- at Livingston	5-2 W
-- SOUTHERN MISS	4-2 W	-- at Mississippi College	2-5 L	-- at New Orleans	0-5 L
-- SOUTHERN MISS	9-1 W	-- at Auburn *	4-6 L	-- at New Orleans	2-5 L
-- AUBURN *	2-1 W	-- at Auburn *	3-2 W	-- WEST FLORIDA	17-2 W
-- AUBURN *	2-3 L	-- at Auburn *	12-6 W	-- WEST FLORIDA	24-9 W
-- AUBURN *	4-1 W	-- DELTA STATE	1-4 L	Played in Greenville, Miss.	
-- at Louisiana Tech	4-14 L	-- DELTA STATE	8-3 W	-- vs. Delta State	4-9 L
-- at Louisiana Tech	1-5 L	-- at LSU *	11-1 W	-- SOUTHERN MISS	15-3 W
Played in Jackson, Miss.		-- at LSU *	7-2 W	-- SOUTHERN MISS	10-1 W
-- vs. Mississippi College	17-3 W	-- at LSU *	12-4 W	-- at LSU *	2-1 W
-- at Alabama *	4-3 W	-- WILLIAM CAREY	11-3 W	-- at LSU *	0-2 L
-- at Alabama *	4-9 L	-- WILLIAM CAREY	17-5 W	-- at LSU *	6-4 W
-- at Alabama *	15-11 W	-- ALABAMA *	8-4 W	-- AUBURN *	9-2 W
Played in Jackson, Miss.		-- ALABAMA *	5-3 W	-- AUBURN *	6-0 W
-- vs. Ole Miss	9-2 W	-- ALABAMA *	13-5 W	-- AUBURN *	10-0 W
Played in Greenville, Miss.		-- ARKANSAS STATE	3-0 W	Played in Greenville, Miss.	
-- vs. Arkansas	7-6 W	-- ARKANSAS STATE	24-3 W	-- vs. Arkansas	8-7 W
-- BIRMINGHAM-SOUTHERN	3-2 W	Played in Greenville, Miss.		-- OLE MISS *	1-0 W
-- BIRMINGHAM-SOUTHERN	3-6 L	-- vs. Arkansas	11-6 W	-- OLE MISS *	5-9 L
-- OLE MISS *	3-1 W	-- at Jackson State	6-4 W	-- OLE MISS *	4-11 L
-- OLE MISS *	4-8 L	-- at Jackson State	10-11 L	-- at Alabama *	15-0 W
-- OLE MISS *	3-1 W	-- at Birmingham-Southern	4-5 L	-- at Alabama *	2-16 L
		-- at Birmingham-Southern	11-7 W	-- at Alabama *	6-12 L
		-- at Ole Miss *	12-6 W		
		-- at Ole Miss *	7-4 W		
		-- at Ole Miss *	4-7 W		
SEC Tournament (Starkville, Miss.)		SEC Tournament (Starkville, Miss.)			
		-- KENTUCKY	3-2 W		
		-- FLORIDA	3-8 L		
		-- KENTUCKY	2-3 L		
NCAA Atlantic Regional (Clemson, S.C.)		NCAA Atlantic Regional (Clemson, S.C.)			
		-- vs. East Tennessee State	7-6 W		
		-- vs. Wichita State	5-1 W		
		-- vs. East Tennessee State	6-5 W		
College World Series (Omaha, Neb.)		College World Series (Omaha, Neb.)			
		-- vs. Michigan	4-0 W		
		-- vs. Arizona State	3-4 L		
		-- vs. South Carolina	5-6 L		

ALL-TIME RESULTS



1983 42-15 (17-5 SEC)

Head Coach: Ron Polk

--	MISSISSIPPI COLLEGE	8-12	L
--	EAST TENNESSEE STATE	6-1	W
--	LIVINGSTON	13-0	W
--	at South Alabama	12-14	L
--	at South Alabama	8-5	W
--	ALABAMA *	18-6	W
--	ALABAMA *	6-5	W
--	at Birmingham-Southern	12-5	W
--	at LSU *	10-4	W
--	at LSU *	2-7	L
--	at LSU *	13-6	W
--	at Livingston	10-2	W
--	at West Florida	3-6	L
--	AUBURN *	8-0	W
--	AUBURN *	5-1	W
--	AUBURN *	7-2	W
--	at Delta State	6-9	L
--	at Delta State	11-6	W

Played in Jackson, Miss.

--	vs. Ole Miss	9-1	W
--	vs. Jackson State	15-9	W
--	vs. Jackson State	12-1	W
--	NEW ORLEANS	12-2	W
--	NEW ORLEANS	8-4	W
--	at Mississippi College	6-0	W
--	OLE MISS *	27-10	W
--	OLE MISS *	4-8	L
--	OLE MISS *	7-6	W
--	at Alabama *	13-10	W
--	at Alabama *	12-10	W
--	at Alabama *	9-12	L
--	at Southern Miss	9-6	W
--	at Southern Miss	17-12	W
--	LSU *	2-5	L
--	LSU *	10-1	W
--	LSU *	16-8	W
--	UAB	11-8	W
--	WILLIAM CAREY	3-2	W
--	WILLIAM CAREY	5-6	L
--	ARKANSAS STATE	7-5	W
--	at Auburn *	8-5	W
--	at Auburn *	19-8	W

Played in Greenville, Miss.

--	vs. Arkansas	9-2	W
----	--------------	-----	---

Played in Helena, Ark.

--	vs. Arkansas	3-5	L
--	LOUISIANA TECH	8-0	W
--	LOUISIANA TECH	15-4	W

Exhibition

--	at Jackson Mets	9-2	W
--	at Ole Miss *	4-3	W
--	at Ole Miss *	6-7	L
--	at Ole Miss *	17-4	W

SEC Tournament (Starkville, Miss.)

--	TENNESSEE	11-20	L
--	FLORIDA	5-3	W
--	TENNESSEE	9-4	W
--	ALABAMA	9-10	L

NCAA Central Regional (Austin, Texas)

--	vs. Tulane	4-2	W
--	at Texas	6-2	W
--	vs. Pan American	7-5	W
--	at Texas	0-7	L
--	at Texas	3-12	L

1984 45-16 (18-5 SEC)

Head Coach: Ron Polk

--	MISSISSIPPI COLLEGE	10-3	W
--	LIVINGSTON	7-8	L
--	at Ole Miss *	0-2	L
--	at Ole Miss *	5-4	W
--	at Ole Miss *	3-2	W
--	at Arkansas State	5-1	W
--	at Arkansas State	7-8	L
--	BIRMINGHAM-SOUTHERN	7-2	W
--	BIRMINGHAM-SOUTHERN	11-5	W
--	at Southeastern Louisiana	10-2	W

Played in Hammond, La.

--	vs. St. Francis	4-14	L
--	AUBURN *	6-0	W
--	AUBURN *	6-1	W
--	AUBURN *	14-1	W
--	ST. OLAF	11-2	W
--	DELTA STATE	16-3	W
--	DELTA STATE	17-11	W

Played in Meridian, Miss.

--	vs. Livingston	14-1	W
--	at LSU *	4-2	W
--	at LSU *	6-11	L
--	at LSU *	10-4	W
--	at New Orleans	13-20	L
--	at New Orleans	15-13	W

Played in Jackson, Miss.

--	vs. Ole Miss	3-4	L
--	ALABAMA *	8-1	W
--	ALABAMA *	5-2	W
--	ALABAMA *	10-3	W
--	at UAB	8-4	W
--	OLE MISS *	6-5	W
--	OLE MISS *	3-2	W
--	OLE MISS *	3-6	L
--	SOUTH ALABAMA	5-2	W
--	SOUTH ALABAMA	11-4	W
--	at William Carey	9-5	W
--	at William Carey	2-4	L
--	SOUTHERN MISS	10-5	W
--	SOUTHERN MISS	8-5	W
--	JACKSON STATE	19-8	W
--	JACKSON STATE	12-1	W
--	at Mississippi College	20-2	W
--	at Louisiana Tech	4-2	W
--	at Louisiana Tech	13-2	W
--	at Auburn *	5-2	W
--	at Auburn *	12-4	W

Played in Greenville, Miss.

--	vs. Arkansas	9-8	W
----	--------------	-----	---

Played in Greenville, Miss.

--	vs. Arkansas	9-10	L
--	LSU *	5-1	W
--	LSU *	8-6	W
--	LSU *	3-0	W
--	at Alabama *	8-2	W
--	at Alabama *	3-4	L
--	at Alabama *	3-10	L

Played in Jackson, Miss.

--	vs. New Orleans	11-7	W
----	-----------------	------	---

SEC Tournament (Gainesville, Fla.)

--	vs. Tennessee	11-13	L
--	vs. Alabama	8-4	W
--	vs. Tennessee	3-8	L

NCAA South II Regional (Starkville, Miss.)

--	SOUTH CAROLINA	1-4	L
--	NEW ORLEANS	11-4	W
--	EASTERN KENTUCKY	13-8	W
--	SOUTH CAROLINA	18-9	W
--	NEW ORLEANS	3-6	L

1985 50-15 (16-8 SEC)

SEC Tournament Champion

SEC Champion

Head Coach: Ron Polk

--	MISSISSIPPI COLLEGE	9-1	W
--	WILLIAM CAREY	10-0	W
--	LIVINGSTON	26-4	W
--	at South Alabama	4-1	W
--	at South Alabama	2-1	W
--	SOUTHEASTERN LOUISIANA	3-2	W
--	SOUTHEASTERN LOUISIANA	4-2	W
--	UNION	19-2	W
--	AUBURN *	4-1	W
--	AUBURN *	3-2	W
--	AUBURN *	14-0	W
--	at Birmingham-Southern	10-2	W
--	at Birmingham-Southern	18-9	W
--	at LSU *	7-0	W
--	at LSU *	6-9	L
--	at LSU *	4-7	L
--	NEW ORLEANS	4-10	L
--	NEW ORLEANS	7-6	W
--	at Livingston	5-0	W
--	ALABAMA *	4-7	L
--	ALABAMA *	17-10	W
--	ALABAMA *	11-5	W
--	at Delta State	6-4	W
--	at Delta State	14-8	W
--	at Ole Miss *	4-0	W
--	at Ole Miss *	10-2	W
--	at Ole Miss *	7-12	L
--	ARKANSAS STATE	13-4	W
--	ARKANSAS STATE	12-5	W
--	at Hawaii-Hilo	7-2	W
--	at Hawaii-Hilo	2-0	W
--	at Hawaii-Hilo	7-1	W
--	at Hawaii	8-1	W
--	at Hawaii	3-4	L
--	at Auburn *	2-3	L
--	at Auburn *	1-3	L
--	at Auburn *	1-8	L

Played in Jackson, Miss.

--	vs. Mississippi College	5-7	L
--	JACKSON STATE	9-3	W
--	JACKSON STATE	18-7	W
--	LSU *	6-1	W
--	LSU *	6-5	W
--	LSU *	7-4	W

Played in Jackson, Miss.

--	vs. Ole Miss	5-2	W
--	at Southern Miss	11-4	W
--	at Southern Miss	3-0	W
--	at Alabama *	5-6	L
--	at Alabama *	14-4	W
--	at Alabama *	6-4	W

Played in Greenville, Miss.

--	vs. Arkansas	16-2	W
----	--------------	------	---

Played in Little Rock, Ark.

--	vs. Arkansas	1-13	L
--	OLE MISS *	6-5	W
--	OLE MISS *	4-1	W
--	OLE MISS *	4-3	W

SEC Tournament (Baton Rouge, La.)

--	vs. Florida	8-3	W
--	vs. Georgia	2-0	W
--	vs. Georgia	8-3	W

NCAA South I Regional (Starkville, Miss.)

--	WEST VIRGINIA	10-1	W
--	NEW ORLEANS	8-4	W
--	MICHIGAN	6-14	L
--	MICHIGAN	19-8	W

College World Series (Omaha, Neb.)

--	vs. Oklahoma State	12-3	W
--	vs. Arkansas	5-4	W
--	vs. Texas	7-12	L
--	vs. Miami (Fla.)	5-6	L



ALL-TIME RESULTS

1986	34-21 (12-15 SEC)	
<i>Head Coach: Ron Polk</i>		
--	MISSISSIPPI COLLEGE	3-0 W
--	LIVINGSTON	13-4 W
--	UNION	3-7 L
--	SOUTH ALABAMA	8-7 W
--	SOUTH ALABAMA	7-6 W
--	GEORGIA *	2-3 L
--	GEORGIA *	13-2 W
--	GEORGIA *	7-14 L
--	KANSAS STATE	10-1 W
--	at New Orleans	2-11 L
--	at New Orleans	5-15 L
--	at Texas A&M	17-9 W
--	at Texas A&M	11-9 W
--	at Auburn *	6-7 L
--	at Auburn *	7-5 W
--	at Auburn *	1-7 L
--	LIVINGSTON	9-3 W
--	VANDERBILT *	9-2 W
--	VANDERBILT *	1-4 L
--	VANDERBILT *	4-8 L
--	QUINCY COLLEGE	22-0 W
--	QUINCY COLLEGE	16-0 W
--	at Ole Miss *	0-3 L
--	at Ole Miss *	3-12 L
--	at Ole Miss *	3-2 W
--	LOUISIANA TECH	5-3 W
--	LOUISIANA TECH	7-8 L
--	NORTH ALABAMA	7-0 W
--	at Tennessee *	8-5 W
--	at Tennessee *	4-9 L
--	at Tennessee *	6-1 W
--	DELTA STATE	6-4 W
--	DELTA STATE	12-1 W
--	LSU *	0-4 L
--	LSU *	0-4 L
--	LSU *	6-5 W
--	WILLIAM CAREY	6-4 W
--	WILLIAM CAREY	8-2 W
<i>Played in Jackson, Miss.</i>		
--	vs. Ole Miss	8-5 W
--	at Florida *	9-3 W
--	at Florida *	5-1 W
--	at Florida *	5-9 L
--	SOUTHERN MISS	5-12 L
--	SOUTHERN MISS	7-3 W
--	BIRMINGHAM-SOUTHERN	4-3 W
--	BIRMINGHAM-SOUTHERN	4-15 L
--	KENTUCKY *	3-6 L
--	KENTUCKY *	10-2 W
--	KENTUCKY *	13-6 W
--	at Mississippi College	12-2 W
--	JACKSON STATE	8-6 W
--	JACKSON STATE	4-1 W
--	at Alabama *	5-7 L
--	at Alabama *	2-4 L
--	at Alabama *	8-5 W

1987	39-22 (13-13 SEC)	
SEC Tournament Champion		
SEC Champion		
<i>Head Coach: Ron Polk</i>		
--	BIRMINGHAM-SOUTHERN	4-1 W
--	JACKSON STATE	9-0 W
--	LIVINGSTON	9-8 W
--	at Georgia *	6-4 W
--	at Georgia *	0-5 L
--	at South Alabama	13-7 W
--	at South Alabama	8-7 W
--	CUMBERLAND	12-1 W
--	MISSISSIPPI COLLEGE	22-12 W
--	TEXAS A&M	7-0 W
--	TEXAS A&M	6-0 W
--	ILLINOIS	2-3 L
--	AUBURN *	4-8 L
--	AUBURN *	3-9 L
--	AUBURN *	8-10 L
--	at William Carey	9-7 W
--	at William Carey	20-14 W
<i>Played in Jackson, Miss.</i>		
--	vs. Jackson State	4-5 L
--	at Vanderbilt *	5-7 L
--	at Vanderbilt *	9-3 W
--	at Vanderbilt *	13-14 L
--	NEW ORLEANS	0-7 L
--	NEW ORLEANS	1-0 W
--	BIRMINGHAM-SOUTHERN	2-1 W
--	OLE MISS *	11-5 W
--	OLE MISS *	8-0 W
--	OLE MISS *	6-5 W
<i>Played in Jackson, Miss.</i>		
--	vs. Mississippi College	9-3 W
--	NORTH ALABAMA	2-1 W
--	LIVINGSTON	10-1 W
--	TENNESSEE *	5-4 W
--	TENNESSEE *	4-3 W
--	TENNESSEE *	9-5 W
--	MISSISSIPPI COLLEGE	15-0 W
--	DELTA STATE	5-4 W
--	DELTA STATE	16-10 W
--	at LSU *	5-4 W
--	at LSU *	4-6 L
--	at LSU *	5-6 L
--	at Louisiana Tech	8-12 L
--	at Louisiana Tech	17-13 W
<i>Played in Jackson, Miss.</i>		
--	vs. Ole Miss	4-6 L
--	vs. Southern Miss	11-7 W
--	FLORIDA *	6-11 L
--	FLORIDA *	7-4 W
--	FLORIDA *	2-8 L
--	at Southern Miss	2-5 L
--	at Southern Miss	7-8 L
--	at Kentucky *	1-2 L
--	at Kentucky *	7-10 L
--	at Kentucky *	3-5 L
--	ALABAMA *	10-3 W
--	ALABAMA *	4-1 W
--	ALABAMA *	7-2 W
SEC Tournament (Athens, Ga.)		
--	at Georgia	6-5 W
--	vs. Florida	5-4 W
--	vs. Auburn	4-3 W
--	vs. LSU	13-3 W
NCAA Mid-east Regional (Starkville, Miss.)		
--	NORTH CAROLINA STATE	10-6 W
--	TEXAS A&M	4-7 L
--	WESTERN CAROLINA	1-8 L

1988	44-20 (17-10 SEC)	
<i>Head Coach: Ron Polk</i>		
--	MISSISSIPPI COLLEGE	21-1 W
--	SOUTH ALABAMA	12-3 W
--	SOUTH ALABAMA	0-2 L
--	CUMBERLAND	27-12 W
--	at Ole Miss *	1-2 L
--	at Ole Miss *	6-2 W
--	at Ole Miss *	6-1 W
--	LIVINGSTON	6-2 W
--	LOUISIANA TECH	17-4 W
--	LOUISIANA TECH	10-0 W
--	GEORGIA *	25-7 W
--	GEORGIA *	8-1 W
--	GEORGIA *	13-0 W
--	at New Orleans	2-6 L
--	at New Orleans	13-8 W
--	MEMPHIS	1-10 L
--	MEMPHIS	8-5 W
--	at Delta State	7-1 W
--	at Delta State	8-9 L
--	at Auburn *	2-3 L
--	at Auburn *	11-3 W
--	at Auburn *	5-1 W
--	VANDERBILT *	4-0 W
--	VANDERBILT *	8-7 W
--	VANDERBILT *	9-18 L
--	WILLIAM CAREY	13-5 W
--	WILLIAM CAREY	16-4 W
--	NORTH ALABAMA	19-8 W
--	JACKSON STATE	13-3 W
--	at Tennessee *	8-5 W
--	at Tennessee *	6-9 L
--	at Tennessee *	10-2 W
--	MISSISSIPPI COLLEGE	13-14 L
--	SOUTHERN MISS	14-9 W
--	SOUTHERN MISS	5-4 W
<i>Played in Jackson, Miss.</i>		
--	vs. Southern Miss	6-0 W
--	LSU *	4-3 W
--	LSU *	2-4 L
--	LSU *	1-0 W
--	at Mississippi College	2-3 L
--	UAB	5-2 W
--	UAB	9-4 W
--	at Florida *	5-6 L
--	at Florida *	1-5 L
--	at Florida *	8-13 L
--	BIRMINGHAM-SOUTHERN	16-1 W
--	LIVINGSTON	8-3 W
<i>Played in Jackson, Miss.</i>		
--	vs. Ole Miss	7-4 W
--	vs. Jackson State	32-2 W
--	KENTUCKY *	4-10 L
--	KENTUCKY *	8-6 W
--	KENTUCKY *	10-7 W
--	at Alabama *	7-6 W
--	at Alabama *	3-6 L
--	at Alabama *	5-2 W
SEC Tournament (Starkville, Miss.)		
--	AUBURN	10-7 W
--	KENTUCKY	6-5 W
--	GEORGIA	4-2 W
--	FLORIDA	1-3 L
--	FLORIDA	3-5 L
NCAA South Regional (Starkville, Miss.)		
--	WESTERN CAROLINA	7-4 W
--	CAL STATE FULLERTON	1-5 L
--	MIDDLE TENNESSEE STATE	12-4 W
--	CAL STATE FULLERTON	3-5 L

ALL-TIME RESULTS



1989	54-14 (20-5 SEC)	
SEC Champion		
<i>Head Coach: Ron Polk</i>		
--	BIRMINGHAM-SOUTHERN	16-3 W
--	MISSISSIPPI COLLEGE	9-0 W
--	at South Alabama	10-6 W
--	OLE MISS *	7-8 L
--	at Louisiana Tech	7-14 L
--	at Louisiana Tech	9-1 W
--	LIVINGSTON	11-7 W
--	at Georgia *	3-1 W
--	at Georgia *	13-1 W
--	at Georgia *	13-7 W
--	JACKSON STATE	16-11 W
--	GEORGE WASHINGTON	15-0 W
--	at Hawaii-Hilo	2-3 L
--	at Hawaii-Hilo	14-2 W
--	at Hawaii	8-6 W
--	at Hawaii	10-4 W
--	at Hawaii	7-10 L
--	AUBURN *	7-0 W
--	AUBURN *	13-3 W
--	AUBURN *	11-5 W
--	LINCOLN MEMORIAL	9-0 W
Played in Jackson, Miss.		
--	vs. Ole Miss	3-4 L
--	at Memphis	10-3 W
--	at Vanderbilt *	19-4 W
--	at Vanderbilt *	8-5 W
--	at Vanderbilt *	10-8 W
--	NEW ORLEANS	11-2 W
--	NEW ORLEANS	7-1 W
Exhibition		
--	at Jackson Mets	14-1 W
--	TENNESSEE *	14-8 W
--	TENNESSEE *	5-0 W
--	TENNESSEE *	5-1 W
--	at Mississippi College	19-8 W
--	at Southern Miss	12-5 W
--	at Southern Miss	5-8 L
--	at LSU *	4-3 W
--	at LSU *	4-3 W
--	at LSU *	9-19 L
--	LIVINGSTON	17-1 W
--	DELTA STATE	2-1 W
--	DELTA STATE	4-1 W
--	BELHAVEN	7-0 W
Played in Jackson, Miss.		
--	vs. Southern Miss	5-4 W
--	FLORIDA *	4-3 W
--	FLORIDA *	5-4 W
--	FLORIDA *	14-3 W
--	WILLIAM CAREY	15-9 W
--	WILLIAM CAREY	12-1 W
Played in Jackson, Miss.		
--	vs. Jackson State	9-4 W
--	at Kentucky *	3-6 L
--	at Kentucky *	12-8 W
--	at Kentucky *	28-16 W
--	MISSISSIPPI COLLEGE	18-1 W
--	ALABAMA *	8-15 L
--	ALABAMA *	4-3 W
--	ALABAMA *	4-5 L
SEC Tournament (Gainesville, Fla.)		
--	vs. Auburn	3-5 L
--	vs. Alabama	11-10 W
--	vs. Georgia	6-15 L
--	JACKSON STATE	5-3 W
Played in Jackson, Miss.		
--	vs. Eastern Kentucky	15-4 W
--	EASTERN KENTUCKY	8-4 W
--	EASTERN KENTUCKY	6-2 W
NCAA South Regional (Starkville, Miss.)		
--	WESTERN CAROLINA	8-0 W
--	NICHOLLS STATE	11-2 W
--	NORTH CAROLINA	1-2 L
--	INDIANA STATE	11-2 W
--	NORTH CAROLINA	6-0 W
--	NORTH CAROLINA	1-7 L

1990	50-21 (17-9 SEC)	
SEC Tournament Co-Champions		
<i>Head Coach: Ron Polk</i>		
Busch Challenge IV (New Orleans, La.)		
--	vs. LSU	6-7 L
--	at New Orleans	2-3 L
--	at Tulane	7-4 W
--	BIRMINGHAM-SOUTHERN	7-0 W
--	JACKSON STATE	4-1 W
--	SOUTH ALABAMA	3-7 L
--	SOUTH ALABAMA	3-2 W
--	MEMPHIS	9-1 W
--	MEMPHIS	2-4 L
--	LOUISIANA TECH	10-0 W
--	LOUISIANA TECH	6-1 W
--	at William Carey	4-0 W
--	at William Carey	13-3 W
--	ILLINOIS STATE	9-8 W
--	ILLINOIS STATE	12-4 W
--	LSU *	5-6 L
--	LSU *	2-1 W
--	LSU *	10-9 W
--	at New Orleans	5-4 W
--	at New Orleans	1-5 L
--	at Alabama *	4-7 L
--	at Alabama *	4-2 W
--	at Alabama *	10-6 W
--	KENTUCKY *	3-0 W
--	KENTUCKY *	9-2 W
--	KENTUCKY *	8-0 W
Played in Jackson, Miss.		
--	vs. Ole Miss	4-1 W
--	SOUTHERN MISS	2-4 L
--	SOUTHERN MISS	10-5 W
--	at Auburn *	5-15 L
--	at Auburn *	13-0 W
--	at Auburn *	4-8 L
Played in Jackson, Miss.		
--	vs. Jackson State	9-4 W
--	DELTA STATE	15-14 W
--	DELTA STATE	24-2 W
--	at Florida *	9-10 L
--	at Florida *	18-4 W
--	at Florida *	7-2 W
--	ULM	5-3 W
--	ULM	5-3 W
--	NORTH ALABAMA	3-10 L
--	VANDERBILT *	2-4 L
--	VANDERBILT *	8-6 W
--	VANDERBILT *	12-4 W
--	at Mississippi College	8-5 W
--	at Southern Miss	5-8 L
--	MISSISSIPPI COLLEGE	24-3 W
--	MISSISSIPPI COLLEGE	12-1 W
--	GEORGIA *	0-9 L
--	GEORGIA *	1-12 L
--	GEORGIA *	22-6 W
--	LIVINGSTON	7-4 W
--	BELHAVEN	5-0 W
--	at Tennessee *	13-3 W
--	at Tennessee *	9-0 W
--	at Tennessee *	2-6 L
--	at Ole Miss *	17-0 W
--	at Ole Miss *	9-0 W
SEC Tournament (Hoover, Ala.)		
--	vs. Auburn	16-2 W
--	vs. LSU	8-17 L
--	vs. Florida	8-2 W
--	vs. Vanderbilt	17-9 W
--	vs. LSU	3-1 W
NCAA South II Regional (Starkville, Miss.)		
--	BYU	16-5 W
--	ILLINOIS	5-3 W
--	FLORIDA STATE	11-8 W
--	FLORIDA STATE	9-11 L
--	FLORIDA STATE	4-3 W
NCAA College World Series (Omaha, Neb.)		
--	vs. Georgia	0-3 L
--	vs. Georgia Southern	15-1 W
--	vs. Stanford	1-6 L

1991	42-21 (12-9 SEC)	
<i>Head Coach: Ron Polk</i>		
ABCA Hall of Fame Tournament (Baton Rouge, La.)		
--	at LSU	4-6 L
--	vs. Georgia	14-3 W
--	BIRMINGHAM-SOUTHERN	5-0 W
--	JACKSON STATE	13-1 W
--	at South Alabama	9-3 W
--	at South Alabama	10-5 W
--	at Louisiana Tech	3-7 L
--	at Louisiana Tech	4-5 L
--	AUBURN-MONTGOMERY	9-4 W
--	AUBURN-MONTGOMERY	8-3 W
--	LOUISIANA-LAFAYETTE	6-4 W
--	LOUISIANA-LAFAYETTE	1-8 L
--	at LSU *	2-4 L
--	at LSU *	5-6 L
Played in Jackson, Miss.		
--	vs. Ole Miss	4-5 L
--	LIVINGSTON	6-7 L
--	MISSISSIPPI COLLEGE	10-4 W
--	ALABAMA *	8-1 W
--	ALABAMA *	2-0 W
--	ALABAMA *	11-14 L
--	SOUTHWEST MISSOURI STATE	10-2 W
--	at Memphis	5-4 W
--	at Memphis	10-2 W
--	at Kentucky *	9-21 L
--	at Kentucky *	1-4 L
--	at Kentucky *	4-3 W
--	NEW ORLEANS	8-6 W
--	NEW ORLEANS	10-4 W
--	at Mississippi College	23-0 W
--	SAMFORD	5-4 W
--	AUBURN *	2-1 W
--	AUBURN *	5-4 W
--	AUBURN *	9-7 W
--	BELHAVEN	13-2 W
--	at Delta State	6-3 W
--	FLORIDA *	1-5 L
--	FLORIDA *	1-3 L
--	WILLIAM CAREY	3-2 W
--	WILLIAM CAREY	4-6 L
--	MISSISSIPPI COLLEGE	20-4 W
--	at Vanderbilt *	8-3 W
--	at Vanderbilt *	8-3 W
--	at Vanderbilt *	7-2 W
--	at Jackson State	15-1 W
--	SOUTHERN MISS	1-7 L
--	NORTH ALABAMA	6-2 W
--	at Georgia *	4-6 L
--	at Georgia *	6-0 W
--	at Southern Miss	3-2 W
--	at Southern Miss	2-1 W
--	TENNESSEE *	4-5 L
--	TENNESSEE *	6-2 W
--	OLE MISS *	5-3 W
--	NORTHWESTERN STATE	8-6 W
--	NORTHWESTERN STATE	10-4 W
SEC Tournament (Baton Rouge, La.)		
--	vs. Alabama	15-10 W
--	at LSU	2-8 L
--	vs. Auburn	1-0 W
--	at LSU	4-9 L
NCAA Northeast Regional (Orono, Maine)		
--	vs. Towson	10-4 W
--	at Maine	6-5 W
--	vs. Clemson	9-10 L
--	at Maine	5-8 L



ALL-TIME RESULTS

1992		40-22 (15-9 SEC)	
Head Coach: Ron Polk			
Oscar Meyer Classic (Minneapolis, Minn.)			
--	vs. Texas A&M	0-5	L
--	at Minnesota	8-4	W
--	vs. Florida State	1-5	L
--	BELHAVEN	4-5	L
--	WILLIAM CAREY	8-1	W
--	WILLIAM CAREY	2-7	L
--	SAMFORD	18-6	W
--	NORTHERN ILLINOIS	4-0	W
--	MISSISSIPPI COLLEGE	15-0	W
--	at UAB	8-1	W
--	at UAB	5-0	W
--	SOUTH ALABAMA	7-3	W
--	SOUTH ALABAMA	2-11	L
--	LIVINGSTON	7-6	W
--	at Tennessee *	9-0	W
--	at Tennessee *	2-3	L
--	at Tennessee *	2-7	L
--	MISSISSIPPI COLLEGE	5-7	L
--	LOUISIANA TECH	1-9	L
--	LOUISIANA TECH	7-5	W
--	GEORGIA *	5-4	W
--	GEORGIA *	6-8	L
--	GEORGIA *	1-10	L
Played in Jackson, Miss.			
--	vs. Ole Miss	4-3	W
--	at Jackson State	4-8	L
--	BIRMINGHAM-SOUTHERN	4-1	W
--	VANDERBILT *	11-5	W
--	VANDERBILT *	10-6	W
--	VANDERBILT *	2-1	W
--	at Mississippi College	3-0	W
--	JACKSON STATE	8-5	W
--	DELTA STATE	7-4	W
--	DELTA STATE	8-2	W
--	at Alabama *	10-11	L
--	at Alabama *	8-6	W
--	at Alabama *	15-2	W
--	NORTH ALABAMA	2-3	L
--	MEMPHIS	15-5	W
--	MEMPHIS	7-6	W
--	at Auburn *	5-6	L
--	at Auburn *	4-1	W
--	at Auburn *	8-3	W
--	at Southern Miss	3-0	W
--	at New Orleans	10-6	W
--	ARKANSAS *	2-0	W
--	ARKANSAS *	3-2	W
--	ARKANSAS *	7-6	W
--	SOUTHERN MISS	4-3	W
--	SOUTHERN MISS	8-3	W
--	OLE MISS *	4-3	W
--	OLE MISS *	3-0	W
--	OLE MISS *	5-3	W
--	at LSU *	3-8	L
--	at LSU *	3-5	L
--	at LSU *	3-5	L
SEC Tournament (New Orleans, La.)			
--	vs. Georgia	4-6	L
--	vs. Auburn	4-1	W
--	vs. Georgia	3-6	L
NCAA Mideast Regional (Starkville, Miss.)			
--	NICHOLLS STATE	1-0	W
--	OKLAHOMA	9-6	W
--	OKLAHOMA	6-10	L
--	UCLA	2-3	L

1993		41-21 (17-12 SEC)	
Head Coach: Ron Polk			
Winn-Dixie Showdown(New Orleans, La.)			
2/26	vs. LSU	7-4	W
2/27	at Tulane	5-1	W
2/28	at New Orleans	9-3	W
3/3	ALCORN STATE	21-5	W
3/6	UAB	4-6	L
3/7	UAB	19-7	W
3/9	at Louisiana Tech	6-5	W
3/10	at Louisiana Tech	18-8	W
3/17	MISSISSIPPI COLLEGE	9-4	W
3/18	SAMFORD	12-0	W
3/19	at William Carey	6-4	W
3/23	DELTA STATE	5-1	W
3/24	DELTA STATE	8-3	W
3/25	BELHAVEN	14-1	W
3/27	TENNESSEE *	3-2	W
3/27	TENNESSEE *	6-2	W
3/28	TENNESSEE *	6-4	W
Played in Jackson, Miss.			
3/31	vs. Ole Miss	5-6	L
4/1	at Jackson State	8-1	W
4/3	at Georgia *	4-5	L
4/3	at Georgia *	3-4	L
4/4	at Georgia *	5-10	L
4/6	NEW ORLEANS	0-3	L
4/7	NEW ORLEANS	7-6	W
4/8	BIRMINGHAM-SOUTHERN	8-3	W
4/10	at Vanderbilt *	9-4	W
4/10	at Vanderbilt *	8-10	L
4/11	at Vanderbilt *	8-7	W
4/13	MISSISSIPPI COLLEGE	3-2	W
4/15	at Memphis	4-8	L
4/17	ALABAMA *	7-4	W
4/17	ALABAMA *	2-0	W
4/18	ALABAMA *	9-3	W
Played in Jackson, Miss.			
4/20	vs. Mississippi College	6-0	W
4/21	SOUTHERN MISS	14-11	W
4/22	LIVINGSTON	9-5	W
4/24	AUBURN *	4-2	W
4/24	AUBURN *	1-6	L
4/25	AUBURN *	1-12	L
4/27	at Southern Miss	2-3	L
4/28	at Southern Miss	4-5	L
4/29	WILLIAM CAREY	5-3	W
5/1	at Arkansas *	5-3	W
5/1	at Arkansas *	6-4	W
5/2	at Arkansas *	3-8	L
5/4	JACKSON STATE	9-3	W
5/5	NORTH ALABAMA	1-0	W
5/8	at Ole Miss *	10-2	W
5/8	at Ole Miss *	4-5	L
5/9	at Ole Miss *	7-0	W
5/13	at South Alabama	6-7	L
5/13	at South Alabama	8-6	W
5/15	LSU *	4-3	W
5/15	LSU *	2-3	L
5/16	LSU *	7-13	L
SEC West Tournament (Baton Rouge, La.)			
5/20	vs. Arkansas	2-5	L
5/21	at LSU	5-3	W
5/22	vs. Ole Miss	3-2	W
5/23	vs. Auburn	13-10	W
5/23	at LSU	3-7	L
NCAA East Regional (Tallahassee, Fla.)			
5/27	vs. Notre Dame	1-15	L
5/28	vs. Long Beach State	1-2	L

1994		36-23 (15-12 SEC)	
Head Coach: Ron Polk			
2/26	BELHAVEN	13-0	W
2/27	MISSISSIPPI VALLEY STATE	14-0	W
3/3	MISSISSIPPI COLLEGE	14-9	W
3/5	MEMPHIS	4-10	L
3/6	MEMPHIS	3-5	L
3/10	SOUTH ALABAMA	3-2	W
3/11	at William Carey	9-3	W
3/12	at William Carey	19-1	W
3/13	ULM	8-1	W
3/13	ULM	3-2	W
3/14	at Delta State	5-12	L
3/15	at Delta State	1-2	L
3/16	LOUISVILLE	4-0	W
3/17	at Jackson State	17-9	W
3/19	UAB	3-6	L
3/20	UAB	3-7	L
3/22	at New Orleans	1-3	L
3/23	at New Orleans	11-10	W
3/25	FLORIDA *	3-5	L
3/26	FLORIDA *	5-6	L
3/29	BIRMINGHAM-SOUTHERN	1-6	L
Played in Jackson, Miss.			
3/30	vs. Ole Miss	5-3	W
4/1	at Kentucky *	4-3	W
4/2	at Kentucky *	13-12	W
4/3	at Kentucky *	16-13	W
4/6	LOUISIANA TECH	1-10	L
4/6	LOUISIANA TECH	5-1	W
4/8	SOUTH CAROLINA *	0-5	L
4/9	SOUTH CAROLINA *	6-4	W
4/10	SOUTH CAROLINA *	2-7	L
4/12	JACKSON STATE	10-8	W
4/13	NORTH ALABAMA	8-6	W
4/14	at Mississippi College	13-8	W
4/16	at Alabama *	4-3	W
4/16	at Alabama *	9-7	W
4/17	at Alabama *	12-8	W
4/19	SOUTH ALABAMA	4-18	L
4/20	MISSISSIPPI COLLEGE	13-4	W
4/21	LIVINGSTON	8-5	W
4/22	at Auburn *	4-1 (10)	W
4/23	at Auburn *	5-19	L
4/24	at Auburn *	2-4	L
4/26	SOUTHERN MISS	4-2	W
4/27	SOUTHERN MISS	2-4 (11)	L
4/29	ARKANSAS *	10-9	W
4/30	ARKANSAS *	1-12	L
5/1	ARKANSAS *	4-14	L
5/4	SAMFORD	10-9	W
5/6	OLE MISS *	2-1	W
5/7	OLE MISS *	17-8	W
5/8	OLE MISS *	4-5	L
5/12	at Southern Miss	3-0	W
5/13	at LSU *	0-3	L
5/14	at LSU *	7-4	W
5/15	at LSU *	9-1	W
SEC West Tournament (Oxford, Miss.)			
5/19	at Ole Miss	4-1	W
5/20	vs. Auburn	1-2	L
5/21	at Ole Miss	10-2	W
5/21	vs. Auburn	5-9	L

ALL-TIME RESULTS



1995 34-25 (11-16 SEC)

Head Coach: Ron Polk			
2/25	MINNESOTA	19-1	W
2/26	MINNESOTA	6-2	W
3/1	MISSISSIPPI VALLEY STATE	8-3	W
3/2	BELHAVEN	10-3	W
3/4	at South Alabama	5-4	W
3/5	at South Alabama	7-5 (12)	W
3/8	UAB	13-4	W
3/9	at Memphis	11-7	W
3/9	at Memphis	7-5	W
3/11	WINTHROP	10-6	W
3/12	WINTHROP	0-3	L
3/14	NICHOLLS STATE	10-2	W
3/16	at ULM	1-9	L
3/17	at ULM	5-0	W
3/18	WILLIAM CAREY	3-8	L
3/18	WILLIAM CAREY	12-1	W
3/20	MILLSAPS	27-6	W
3/21	ALCORN STATE	17-3	W
3/22	at Jackson State	11-1	W
3/24	at Florida *	0-2	L
3/25	at Florida *	1-2	L
3/26	at Florida *	2-10	L
3/28	JACKSON STATE	9-4	W

Played in Jackson, Miss.

3/29	vs. Ole Miss	4-5	L
3/31	KENTUCKY *	3-5	L
4/1	KENTUCKY *	7-5	W
4/2	KENTUCKY *	13-7	W
4/3	SAMFORD	18-3	W
4/5	at Louisiana Tech	7-4	W
4/5	at Louisiana Tech	2-4	L
4/7	at South Carolina *	1-6	L
4/8	at South Carolina *	3-2	W
4/9	at South Carolina *	3-7	L
4/12	NEW ORLEANS	2-3	L
4/12	NEW ORLEANS	1-5	L
4/14	ALABAMA *	4-8	L
4/15	ALABAMA *	1-0	W
4/16	ALABAMA *	3-2	W
4/18	SAMFORD	15-0	W
4/19	MISSISSIPPI COLLEGE	12-0	W
4/21	AUBURN *	1-5	L
4/22	AUBURN *	6-3	W
4/23	AUBURN *	2-4	L
4/25	at Southern Miss	8-9	L
4/26	at Louisiana Miss	3-4	L
4/28	at Arkansas *	1-16	L
4/29	at Arkansas *	9-10	L
4/30	at Arkansas *	7-12	L
5/2	SOUTHERN MISS	14-6	W
5/3	SOUTHERN MISS	9-0	W
5/5	at Ole Miss *	11-3	W
5/6	at Ole Miss *	2-1	W
5/7	at Ole Miss *	0-9	L
5/12	LSU *	6-3	W
5/13	LSU *	12-10	W
5/14	LSU *	4-6	L

SEC West Tournament (Starkville, Miss)

5/18	AUBURN	1-0	W
5/19	LSU	6-14	L
5/20	ALABAMA	3-6	L

1996 38-24 (17-13 SEC)

Head Coach: Ron Polk			
Winn-Dixie Showdown (New Orleans, La.)			
2/23	at New Orleans	12-13 (10)	L
2/24	at Tulane	3-10	L
2/25	vs. LSU	4-8	L
2/27	MEMPHIS	2-3	L
2/28	MEMPHIS	6-3	W
3/1	ALCORN STATE	15-3	W
3/2	JACKSONVILLE STATE	21-2	W
3/3	JACKSONVILLE STATE	3-2 (10)	W
3/4	JACKSON STATE	5-1	W
3/5	DUQUESNE	15-5	W
3/6	DUQUESNE	8-4	W
3/9	at Florida *	0-10	L
3/9	at Florida *	7-4	W
3/10	at Florida *	6-10	L
3/12	at New Orleans	12-4	W
3/12	at New Orleans	3-4	L
3/15	KENTUCKY *	9-5	W
3/16	KENTUCKY *	18-11	W
3/17	KENTUCKY *	7-5	W
3/22	at South Carolina *	2-5	L
3/23	at South Carolina *	17-5	W
3/24	at South Carolina *	5-6 (14)	L
3/29	GEORGIA *	4-3	W
3/30	GEORGIA *	5-4	W
3/31	GEORGIA *	5-2	W
4/2	at UAB	10-5	W
4/3	at UAB	7-1	W
4/5	VANDERBILT *	8-4	W
4/6	VANDERBILT *	4-6	L
4/7	VANDERBILT *	9-3	W
4/8	SAMFORD	10-1	W
4/9	LOUISIANA TECH	5-2	W
4/10	LOUISIANA TECH	6-5	W
4/12	at Alabama *	1-3	L
4/13	at Alabama *	4-5	L
4/14	at Alabama *	5-1	W
4/15	at Jackson State	11-5	W
4/16	SOUTH ALABAMA	9-13	L
4/17	SOUTH ALABAMA	8-3	W
4/19	at Auburn *	8-0	W
4/20	at Auburn *	10-3	W
4/21	at Auburn *	1-3	L
4/23	SOUTHERN MISS	5-1	W
4/24	SOUTHERN MISS	5-4	W
4/26	ARKANSAS *	8-6	W
4/27	ARKANSAS *	2-6	L
4/28	ARKANSAS *	10-6	W
Played in Jackson, Miss.			
4/29	vs. Ole Miss	8-4	W
4/30	at Southern Miss	2-6	L
5/1	at Southern Miss	4-1	W
5/3	OLE MISS *	7-8	L
5/4	OLE MISS *	2-3 (10)	L
5/5	OLE MISS *	9-6	W
5/10	at LSU *	7-8 (10)	L
5/11	at LSU *	9-17	L
5/12	at LSU *	11-10	W
SEC Tournament (Hoover, Ala.)			
5/15	vs. Vanderbilt	8-5	W
5/16	vs. Florida	5-6 (10)	L
5/17	vs. Kentucky	7-4	L
NCAA West Regional (Palo Alto, Calif.)			
5/23	vs. UC Santa Barbara	6-2	W
5/24	at Stanford	6-8	L
5/25	vs. Cal State Northridge	19-20	L

1997 47-21 (19-11 SEC)

Head Coach: Ron Polk			
2/21	SAMFORD	15-5	W
2/22	at South Alabama	4-5	L
2/23	at South Alabama	1-6	L
2/25	SOUTHEAST MISSOURI	13-3	W
2/26	SOUTHEAST MISSOURI	10-4	W
2/27	DELTA STATE	11-4	W
3/4	JACKSON STATE	20-0	W
3/4	JACKSON STATE	19-1	W
3/5	ALCORN STATE	16-1	W
3/7	FLORIDA *	2-4	L
3/8	FLORIDA *	2-14	L
3/9	FLORIDA *	10-15	L
3/11	at Memphis	14-6	W
3/12	at Memphis	5-4	W
3/14	at Kentucky *	6-5	W
3/15	at Kentucky *	14-4	W
3/16	at Kentucky *	10-14	L
3/19	ULM	8-5	W
3/19	ULM	7-1 (7)	W
3/20	WILLIAM CAREY	12-4	W
3/21	SOUTH CAROLINA	6-3	W
3/22	SOUTH CAROLINA	5-8 (10)	L
3/23	SOUTH CAROLINA	11-8	W
Played in Jackson, Miss.			
3/26	vs. Ole Miss	7-3	W
3/28	at Georgia *	19-8	W
3/29	at Georgia *	14-9	W
3/30	at Georgia *	3-2	W
3/31	at Jackson State	4-2 (12)	W
4/1	at UAB	3-5	L
4/2	at UAB	3-15	L
4/4	at Vanderbilt *	15-5	W
4/6	at Vanderbilt *	25-13 (7)	W
4/7	at Vanderbilt *	6-7 (7)	L
4/8	NEW ORLEANS	4-2	W
4/9	NEW ORLEANS	5-2	W
4/12	LSU *	9-6	W
4/12	LSU *	12-20	L
4/13	LSU *	4-1	W
4/16	BELHAVEN	15-10	W
4/17	MISSISSIPPI VALLEY STATE	25-3	W
4/18	ALABAMA *	11-10	W
4/19	ALABAMA *	9-7	W
4/20	ALABAMA *	3-6	L
4/22	SOUTHERN MISS	16-12	W
4/23	SOUTHERN MISS	4-2	W
4/25	at Ole Miss *	21-6	W
4/26	at Ole Miss *	5-2	W
4/27	at Ole Miss *	6-4	W
4/29	at Southern Miss	4-9	L
4/30	at Southern Miss	20-2	W
5/3	AUBURN *	4-12	L
5/3	AUBURN *	4-6	L
5/4	AUBURN *	8-6	W
5/9	at Arkansas *	5-8	L
5/10	at Arkansas *	13-5	W
5/11	at Arkansas *	17-10	W
SEC Tournament (Columbus, Ga.)			
5/14	vs. South Carolina	12-9	W
5/15	vs. Alabama	3-16	L
5/16	vs. Auburn	4-5	L
NCAA Midwest Regional (Starkville, Miss.)			
5/22	OHIO STATE	8-5	W
5/23	WASHINGTON	4-5	L
5/24	TENNESSEE TECH	25-5	W
5/25	GEORGIA TECH	10-2	W
5/25	WASHINGTON	7-5	W
5/26	WASHINGTON	4-3	W
College World Series (Omaha, Neb.)			
5/31	vs. Alabama	2-3	L
6/2	vs. UCLA	7-5	W
6/3	vs. Alabama	5-9	L



ALL-TIME RESULTS

1998	42-23 (14-15 SEC)		
Head Coach: Pat McMahon			
2/17	SOUTH ALABAMA	13-14 (12)	L
2/18	SOUTH ALABAMA	11-6	W
2/19	JACKSON STATE	19-3 (7)	W
2/21	LOUISIANA TECH	10-4	W
2/23	MISSISSIPPI VALLEY STATE	27-1 (7)	W
2/24	ALCORN STATE	18-4 (8)	W
2/25	JACKSON STATE	18-0 (8)	W
Winn-Dixie Showdown (New Orleans, La.)			
2/27	vs. LSU	11-3	W
2/28	at New Orleans	8-10	L
3/1	at Tulane	4-1	W
3/3	MEMPHIS	8-7 (10)	W
3/4	MEMPHIS	9-1	W
3/6	TENNESSEE *	15-7	W
3/8	TENNESSEE *	4-22 (7)	L
3/8	TENNESSEE *	2-4 (7)	L
3/10	at ULM	4-3	W
3/11	at ULM	4-3 (11)	W
3/13	at Florida *	8-14	L
3/14	at Florida *	5-6	L
3/15	at Florida *	5-6	L
3/18	WILLIAM CAREY	4-2	W
3/20	OLE MISS *	2-1	W
3/21	OLE MISS *	5-7	L
3/22	OLE MISS *	9-3	W
3/25	SAMFORD	16-3	W
3/27	at Alabama *	10-12 (11)	L
3/28	at Alabama *	2-4	L
3/29	at Alabama *	13-7	W
Played in Jackson, Miss.			
4/1	vs. Ole Miss	6-2	W
4/3	at LSU *	5-8	L
4/4	at LSU *	8-3	W
4/5	at LSU *	5-11	L
4/7	NEW ORLEANS	8-6	W
4/8	NEW ORLEANS	7-6	W
4/10	KENTUCKY *	3-2	W
4/11	KENTUCKY *	2-3	L
4/12	KENTUCKY *	9-12	L
4/14	UAB	10-1	W
4/15	UAB	9-5	W
4/17	at Auburn *	13-4	W
4/18	at Auburn *	8-0	W
4/21	at Southern Miss	1-6	L
4/22	at Southern Miss	4-3	W
4/24	GEORGIA *	5-4	W
4/25	GEORGIA *	9-5	W
4/26	GEORGIA *	7-1	W
4/28	SOUTHERN MISS	11-0	W
5/1	at South Carolina *	16-0	W
5/2	at South Carolina *	10-4	W
5/3	at South Carolina *	2-6	L
5/8	ARKANSAS *	10-14	L
5/9	ARKANSAS *	17-3	W
5/10	ARKANSAS *	3-8	L
SEC Tournament (Hoover, Ala.)			
5/13	vs. South Carolina	9-8	W
5/14	vs. Arkansas	3-10	L
5/15	vs. LSU	7-5	W
5/16	vs. Arkansas	3-7	L
NCAA Central Regional (College Station, Texas)			
5/21	vs. Washington	7-6	W
5/22	at Texas A&M	3-4	L
5/23	vs. Rice	15-14	W
5/23	at Texas A&M	10-9	W
5/24	at Texas A&M	11-5	W
College World Series (Omaha, Neb.)			
5/30	vs. Florida	14-13	W
6/1	vs. LSU	8-10	L
6/2	vs. Southern California	1-7	L

1999	42-21 (15-14 SEC)		
Head Coach: Pat McMahon			
2/13	UNC CHARLOTTE	24-1	W
2/14	UNC CHARLOTTE	8-1	W
2/16	JACKSON STATE	8-0	W
2/19	SOUTH FLORIDA	5-6	L
2/20	SOUTH FLORIDA	8-2	W
2/21	SOUTH FLORIDA	18-2	W
2/24	MISSISSIPPI VALLEY STATE	29-0	W
2/26	ARKANSAS-LITTLE ROCK	8-4	W
2/27	ARKANSAS-LITTLE ROCK	22-0	W
2/28	ARKANSAS-LITTLE ROCK	27-4	W
3/2	at South Alabama	10-7	W
3/3	at South Alabama	9-7	W
3/6	SIENA	10-7	W
3/7	SIENA	7-3	W
3/9	at New Orleans	11-7	W
3/10	at New Orleans	8-5	W
3/12	at Georgia	5-1	W
3/13	at Georgia	1-4	L
3/16	ALCORN STATE	21-1	W
3/19	SOUTH CAROLINA	13-0	W
3/20	SOUTH CAROLINA	3-4	L
3/21	SOUTH CAROLINA	7-6	W
3/23	SAMFORD	11-1	W
3/26	at Kentucky *	6-12	L
3/27	at Kentucky *	10-5	W
3/28	at Kentucky *	11-6	W
Played in Jackson, Miss.			
3/31	vs. Ole Miss	6-10	L
4/2	AUBURN *	13-3	W
4/3	AUBURN *	16-2	W
4/4	AUBURN *	2-8	L
4/6	ULM	13-6	W
4/7	ULM	18-1	W
4/9	ALABAMA *	4-6	L
4/10	ALABAMA *	5-4	W
4/11	ALABAMA *	10-9	W
4/13	at Jackson State	11-2	W
4/16	at Tennessee *	4-6	L
4/17	at Tennessee *	9-2	W
4/18	at Tennessee *	13-10	W
4/20	at UAB	15-1	W
4/21	at UAB	6-8	L
4/23	LSU *	8-10	L
4/24	LSU *	7-1	W
4/25	LSU *	2-3	L
4/27	SOUTHERN MISS	11-3	W
4/28	SOUTHERN MISS	9-2	W
4/30	at Arkansas *	4-6	L
5/1	at Arkansas *	4-7	L
5/2	at Arkansas *	5-7	L
5/7	FLORIDA *	9-0	W
5/8	FLORIDA *	4-6	L
5/9	FLORIDA *	15-8	W
5/14	at Ole Miss *	1-2	L
5/15	at Ole Miss *	4-5	L
5/16	at Ole Miss *	9-6	W
SEC Tournament (Hoover, Ala.)			
5/19	vs. South Carolina	7-5 (10)	W
5/20	vs. Alabama	3-4	L
5/21	vs. Ole Miss	2-0	W
5/22	vs. Alabama	11-12	L
NCAA Columbus Regional (Columbus, Ohio)			
5/28	vs. Nebraska	18-14	W
5/29	at Ohio State	3-6	L
5/29	vs. Nebraska	13-7	W
5/30	at Ohio State	7-10	L

2000	41-20 (17-10 SEC)		
Head Coach: Pat McMahon			
Coca-Cola Classic (Mobile, Ala.)			
2/19	vs. UAB	17-1	W
2/20	vs. Mercer	6-4	W
2/22	SOUTHEASTERN LOUISIANA	5-2	W
2/23	SOUTHEASTERN LOUISIANA	9-2	W
2/25	ARKANSAS-LITTLE ROCK	6-2	W
2/26	ARKANSAS-LITTLE ROCK	9-4	W
2/27	ARKANSAS-LITTLE ROCK	8-7 (11)	W
2/29	at Jackson State	11-0	W
3/1	JACKSON STATE	23-0	W
Kia Baseball Bash (Fullerton, Calif.)			
3/1	at Cal State Fullerton	9-14	L
3/4	vs. Southern California	1-7 (5)	L
Played in Millington, Tenn.			
3/7	at Memphis	14-2	W
3/8	at Memphis	4-1	W
3/11	VANDERBILT *	7-5	W
3/11	VANDERBILT *	10-7	W
3/12	VANDERBILT *	8-0	W
3/14	UT MARTIN	16-1	W
3/15	UT MARTIN	14-3	W
3/17	at Kentucky *	9-6	W
3/18	at Kentucky *	7-6 (10)	W
3/21	ALCORN STATE	13-0	W
3/24	at Alabama *	6-9	L
3/25	at Alabama *	12-11	W
3/26	at Alabama *	11-13	L
Played in Jackson, Miss.			
3/29	vs. Ole Miss	2-3	L
3/31	ARKANSAS	3-2	W
4/4	UAB	9-6	W
4/4	SOUTH ALABAMA	7-6	W
4/5	SOUTH ALABAMA	10-4	W
4/7	at South Carolina *	0-1	L
4/8	at South Carolina *	3-4	L
4/9	at South Carolina *	6-7	L
4/14	OLE MISS *	1-4	L
4/15	OLE MISS *	10-4	W
4/16	OLE MISS *	12-3	W
4/18	NEW ORLEANS	8-9	L
4/19	NEW ORLEANS	6-5	W
4/21	at LSU *	15-13	W
4/22	at LSU *	15-18	L
4/23	at LSU *	10-3	W
4/25	at Southern Miss	6-10	L
4/26	at Southern Miss	8-5	W
4/28	TENNESSEE *	7-3	W
4/29	TENNESSEE *	4-2	W
4/30	TENNESSEE *	4-3 (11)	W
5/3	at Samford	20-7	W
5/5	FLORIDA *	20-2	W
5/6	FLORIDA *	6-9 (11)	L
5/7	FLORIDA *	12-7	W
5/10	at UAB	18-7	W
5/12	at Auburn *	3-6	L
5/13	at Auburn *	10-9	W
5/14	at Auburn *	5-9	L
SEC Tournament (Hoover, Ala.)			
5/17	vs. Alabama	3-9	L
5/18	vs. Georgia	0-5	L
NCAA Starkville Regional (Starkville, Miss.)			
5/26	SOUTH ALABAMA	9-2	W
5/27	NOTRE DAME	8-1	W
5/28	NOTRE DAME	0-7	L
5/28	NOTRE DAME	10-9	W
NCAA Super Regional (Clemson, S.C.)			
6/3	at Clemson	4-11	L
6/4	at Clemson	4-9	L

ALL-TIME RESULTS



2001 39-24 (17-13 SEC)

SEC Tournament Champion

Head Coach: Pat McMahon

NBC Classic (Starkville, Miss.)

2/17	NOTRE DAME	5-7	L
2/18	NOTRE DAME	2-4 (11)	L
2/21	JACKSON STATE	10-0	W
2/23	at Southern California	3-7	L
2/28	UT MARTIN	5-1	W
2/28	UT MARTIN	4-0	W
3/1	SAMFORD	3-9	L
3/4	JACKSONVILLE STATE	4-0	W
3/4	JACKSONVILLE STATE	7-1 (7)	W
3/6	ULM	4-0	W
3/7	ULM	7-8 (10)	L
3/9	AUBURN *	2-1 (10)	W
3/10	AUBURN *	4-0	W
3/11	AUBURN *	8-2	W
3/13	at New Orleans	6-5	W
3/16	at Vanderbilt *	3-4	L
3/17	at Vanderbilt *	7-2	W
3/18	at Vanderbilt *	2-3	L
3/21	TENNESSEE TECH	18-9	W
3/23	LSU *	1-9	L
3/24	LSU *	1-7	L
3/25	LSU *	13-0	W

Played in Jackson, Miss.

3/28	vs. Ole Miss	15-6	W
3/30	at Arkansas *	5-6	L
3/31	at Arkansas *	9-3	W
4/1	at Arkansas *	10-2	W
4/3	UAB	2-4	L
4/6	at Tennessee *	8-9	L
4/7	at Tennessee *	13-5	W
4/8	at Tennessee *	7-2	W
4/10	SOUTH ALABAMA	4-5	L
4/11	SOUTH ALABAMA	9-2	W
4/13	SOUTH CAROLINA	2-6	L
4/14	SOUTH CAROLINA	4-3 (11)	W
4/15	SOUTH CAROLINA	8-7	W
4/16	MISSISSIPPI VALLEY STATE	17-7	W
4/17	SOUTHERN MISS	2-6	L
4/18	SOUTHERN MISS	6-4	W
4/20	KENTUCKY *	10-4	W
4/21	KENTUCKY *	9-4	W
4/22	KENTUCKY *	8-7	W
4/24	ALCORN STATE	12-4	W
4/24	MISSISSIPPI VALLEY STATE	11-0 (7)	W
4/27	at Florida *	4-11	L
4/28	at Florida *	2-4 (10)	L
4/29	at Florida *	5-6 (14)	L
5/4	ALABAMA *	1-8	L
5/5	ALABAMA *	3-2	W
5/6	ALABAMA *	1-7	L
5/9	at UAB	6-5	W
5/11	at Ole Miss *	6-3	W
5/12	at Ole Miss *	7-6	W
5/13	at Ole Miss *	3-6	L

SEC Tournament (Hoover, Ala.)

5/16	vs. South Carolina	2-1	W
5/17	vs. Georgia	8-4	W
5/19	vs. South Carolina	6-7	L
5/19	vs. South Carolina	1-0	W
5/20	vs. LSU	4-1	W

NCAA Columbus Regional (Columbus, Ohio)

5/25	vs. Kent State	9-8 (10)	W
5/26	vs. Delaware	4-3	W
5/28	vs. Kent State	14-4	W

NCAA Super Regional (Fullerton, Calif.)

6/1	at Cal State Fullerton	2-13	L
6/2	at Cal State Fullerton	3-9	L

2002 34-24-1 (14-15 SEC)

Head Coach: Ron Polk

NBC Classic (Starkville, Miss.)

2/22	UAB	4-2	W
2/23	OHIO STATE	2-9	L
2/24	OHIO STATE	6-6 (8)	T
2/26	at Louisiana Tech	14-7	W
2/27	at ULM	6-5	W
3/2	JACKSONVILLE STATE	11-6	W
3/2	JACKSONVILLE STATE	14-2	W
3/3	JACKSONVILLE STATE	5-1	W
3/6	JACKSON STATE	9-0	W
3/8	LOYOLA MARYMOUNT	7-1	W
3/9	LOYOLA MARYMOUNT	8-5	W
3/10	LOYOLA MARYMOUNT	2-3	L
3/12	at South Alabama	7-8	L
3/13	at South Alabama	4-8	L
3/15	SOUTH CAROLINA *	12-4	W
3/16	SOUTH CAROLINA *	3-5	L
3/17	SOUTH CAROLINA *	6-9	L
3/23	at Kentucky *	4-2	W
3/23	at Kentucky *	7-8	L
3/24	at Kentucky *	13-3	W
3/26	NEW ORLEANS	3-7	L
3/27	NEW ORLEANS	7-1	W
3/29	at LSU *	15-4	W
3/30	at LSU *	3-7	L
4/2	UT MARTIN	6-5	W

Played in Jackson, Miss.

4/3	vs. Ole Miss	4-8	L
4/5	GEORGIA *	7-5	W
4/6	GEORGIA *	14-4	W
4/7	GEORGIA *	2-9	L
4/9	SAMFORD	7-2	W
4/10	MISSISSIPPI VALLEY STATE	11-1	W
4/12	ARKANSAS *	17-4	W
4/13	ARKANSAS *	3-7	L
4/14	ARKANSAS *	6-4	W
4/16	at Southern Miss	19-2	W
4/17	at Southern Miss	3-6	L
4/19	at Auburn *	5-7	L
4/20	at Auburn *	12-1	W
4/21	at Auburn *	7-19	L
4/23	UAB	8-3	W
4/24	West Alabama	17-5	W
4/26	at Vanderbilt *	6-4	W
4/27	at Vanderbilt *	12-4	W
4/28	at Vanderbilt *	0-4	L
5/3	FLORIDA *	4-5	L
5/4	FLORIDA *	3-5	L
5/5	FLORIDA *	0-4	L
5/8	MISSISSIPPI VALLEY STATE	18-5	W
5/10	at Alabama *	5-9	L
5/11	at Alabama *	7-9	L
5/12	at Alabama *	4-11	L
5/14	at UAB	6-1	W
5/15	at Samford	13-7	W
5/18	OLE MISS *	12-2	W
5/18	OLE MISS *	14-5	W
5/19	OLE MISS *	10-5	W

SEC Tournament (Hoover, Ala.)

5/22	vs. Alabama	2-12 (8)	L
5/23	vs. Georgia	10-3	W
5/24	vs. Florida	0-5	L

2003 42-20-1 (17-12 SEC)

Head Coach: Ron Polk

NBC Classic (Starkville, Miss.)

2/22	BIRMINGHAM-SOUTHERN	1-4	L
2/23	CONNECTICUT	4-3	W
2/23	CONNECTICUT	11-2	W
2/28	EAST TENNESSEE STATE	7-0	W
3/1	EAST TENNESSEE STATE	10-1	W
3/2	EAST TENNESSEE STATE	11-4	W
3/4	at UAB	14-5	W
3/5	LOUISIANA TECH	5-5 (6)	T
3/7	LIPSCOMB	8-1	W
3/8	LIPSCOMB	3-1	W
3/9	LIPSCOMB	12-1	W
3/11	at New Orleans	7-2	W
3/12	at New Orleans	9-4	W
3/14	VANDERBILT *	5-4 (13)	W
3/15	VANDERBILT *	3-4	L
3/16	VANDERBILT *	9-1	W

Played at Autozone Park

3/17	at Memphis	12-3	W
3/18	at Memphis	7-8 (10)	L
3/21	at Arkansas *	4-3 (10)	W
3/22	at Arkansas *	8-3	W
3/23	at Arkansas *	5-1	W
3/25	MOREHEAD STATE	10-4	W
3/26	MOREHEAD STATE	10-3	W
3/28	at Ole Miss *	2-0	W
3/29	at Ole Miss *	7-0	W
3/30	at Ole Miss *	8-4	W
4/1	UAB	13-4	W

Played in Jackson, Miss.

4/2	vs. Ole Miss *	1-5	L
4/4	KENTUCKY *	8-1	W
4/5	KENTUCKY *	2-8	L
4/11	AUBURN *	4-2	W
4/12	AUBURN *	5-8	L
4/13	AUBURN *	3-7	L
4/15	MISSISSIPPI VALLEY STATE	21-6	W
4/16	Samford	5-4 (12)	W
4/19	at South Carolina *	3-4	L
4/19	at South Carolina *	1-2	L
4/20	at South Carolina *	2-1	W
4/22	SOUTHERN MISS	6-4	W
4/23	SOUTHERN MISS	2-5	L
4/26	at Florida *	5-13	L
4/26	at Florida *	6-5	W
4/27	at Florida *	6-14	L
4/30	ULM	5-4	W
5/2	LSU *	4-2	W
5/3	LSU *	5-0	W
5/4	LSU *	1-5	L
5/9	at Georgia *	5-6	L
5/10	at Georgia *	7-5	W
5/11	at Georgia *	8-9 (15)	L
5/13	SOUTHEASTERN LOUISIANA	13-2	W
5/13	WINTHROP	9-3	W
5/16	ALABAMA *	11-8	W
5/17	ALABAMA *	7-15	L
5/18	ALABAMA *	9-1	W

SEC Tournament (Hoover, Ala.)

5/22	vs. Ole Miss	5-4 (12)	W
5/23	vs. LSU	2-7	L
5/24	vs. Ole Miss	4-1	W
5/24	vs. LSU	5-17 (7)	L

NCAA Starkville Regional (Starkville, Miss.)

5/30	MIDDLE TENNESSEE	10-4	W
5/31	NORTH CAROLINA	5-10	L
5/31	MISSOURI	10-5	W
6/1	NORTH CAROLINA	6-8 (11)	L



ALL-TIME RESULTS

2004		35-24 (13-17 SEC)	
Head Coach: Ron Polk			
MSU Challenge (Starkville, Miss.)			
2/27	WESTERN KENTUCKY	12-0	W
2/28	ILLINOIS	9-6	W
2/29	ILLINOIS	9-3	W
3/2	JACKSON STATE	18-4	W
3/3	MISSISSIPPI VALLEY STATE	9-1	W
3/6	TENNESSEE TECH	12-1	W
3/7	TENNESSEE TECH	8-0	W
3/9	SOUTH ALABAMA	4-2	W
3/10	SOUTH ALABAMA	3-2	W
NBC Classic (Starkville, Miss.)			
3/12	SOUTHERN CALIFORNIA	4-5	L
3/13	SOUTHERN CALIFORNIA	0-3	L
3/14	SOUTHERN CALIFORNIA	4-1	W
Entergy Louisiana Challenge (Jackson, Miss.)			
3/16	vs. Louisiana Tech	7-0	W
3/17	vs. ULM	7-3 (12)	W
3/19	#19 TENNESSEE *	4-9	L
3/20	#19 TENNESSEE *	3-8	L
3/21	#19 TENNESSEE *	2-1 (10)	W
3/23	#30 BIRMINGHAM-SOUTHERN	1-10	L
3/24	SAMFORD	0-6	L
3/26	at #1 LSU *	7-3	W
3/27	at #1 LSU *	6-11	L
3/28	at #1 LSU *	3-14	L
3/30	UAB	6-5	W
3/31	ULM	8-4	W
4/2	#4 OLE MISS *	1-7	L
4/3	#4 OLE MISS *	7-5	W
4/4	#4 OLE MISS *	2-4	L
4/6	at #11 Southern Miss	18-9	W
4/7	at #11 Southern Miss	9-7	W
4/9	at Kentucky *	9-10	L
4/10	at Kentucky *	10-8	W
4/11	at Kentucky *	12-3	W
Played in Jackson, Miss.			
4/13	vs. #7 Ole Miss	4-10	L
4/16	#19 FLORIDA *	11-2	W
4/17	#19 FLORIDA *	6-16	L
4/18	#19 FLORIDA *	3-8	L
4/20	MEMPHIS	10-2	W
4/21	MEMPHIS	7-2 (6)	W
4/23	at #11 Auburn *	6-4	W
4/24	at #11 Auburn *	9-8 (13)	W
4/25	at #11 Auburn *	5-6	L
4/27	at UAB	12-2	W
4/28	at Birmingham-Southern	7-1	W
4/30	at Vanderbilt *	2-7	L
5/1	at Vanderbilt *	1-5	L
5/2	at Vanderbilt *	4-5 (10)	L
5/7	#19 GEORGIA *	6-7	L
5/8	#19 GEORGIA *	4-8	L
5/9	#19 GEORGIA *	6-8	L
5/12	LOUISIANA TECH	10-7	W
5/15	#11 ARKANSAS *	3-2 (10)	W
5/16	#11 ARKANSAS *	5-4 (7)	W
5/17	#11 ARKANSAS *	2-4 (8)	L
5/21	at Alabama *	11-9	W
5/22	at Alabama *	7-1	W
5/23	at Alabama *	4-1	W
NCAA Atlanta Regional (Atlanta, Ga.)			
6/4	vs. Texas Tech	6-10	L
6/5	vs. Jacksonville State	7-6	W
6/6	vs. Texas Tech	7-14	L

2005		42-22 (13-16 SEC)	
SEC Tournament Champion			
Head Coach: Ron Polk			
2/25	EASTERN ILLINOIS	3-1	W
2/26	EASTERN ILLINOIS	16-6	W
3/1	MISSISSIPPI VALLEY STATE	14-7	W
NBC Classic (Starkville, Miss.)			
3/4	AUSTIN PEAY	4-3	W
3/5	KANSAS	5-0	W
3/6	KANSAS	9-2	W
3/8	LOUISIANA TECH	5-3	W
3/9	JACKSON STATE	14-2	W
3/11	at Arizona	3-9	L
3/12	at Arizona	3-7	L
3/13	at Arizona	13-12	W
3/15	MEMPHIS	11-8	W
3/16	MEMPHIS	4-2	W
3/18	VANDERBILT *	3-10	L
3/19	VANDERBILT *	5-3	W
3/20	VANDERBILT *	5-1	W
3/22	NEW ORLEANS	5-1	W
3/23	NEW ORLEANS	8-4	W
3/25	at ARKANSAS *	5-3	W
3/26	at ARKANSAS *	13-4	W
3/27	at ARKANSAS *	5-10	L
Played in Jackson, Miss.			
3/29	vs. Ole Miss	7-5	L
4/3	at Tennessee *	1-2 (7)	L
4/3	at Tennessee *	1-2 (7)	L
Played in Jackson, Miss.			
4/5	vs. Samford	14-5	W
4/8	AUBURN *	4-1	W
4/9	AUBURN *	7-8	L
4/10	AUBURN *	4-0	W
4/12	ULM	9-3	W
4/13	SAMFORD	13-1	W
4/15	at Georgia *	1-5	L
4/16	at Georgia *	6-0	W
4/17	at Georgia *	3-6	L
4/19	at South Alabama	10-6	W
Energy Alabama Challenge (Jackson, Miss.)			
4/20	vs. South Alabama	2-1	W
4/22	KENTUCKY *	12-4	W
4/23	KENTUCKY *	5-12	L
4/24	KENTUCKY *	3-2	W
4/26	SOUTHERN MISS	5-4	W
4/27	SOUTHERN MISS	1-6	L
4/29	at Ole Miss *	4-11	L
4/30	at Ole Miss *	0-5	L
5/1	at Ole Miss *	1-9	L
5/6	ALABAMA *	7-3	W
5/7	ALABAMA *	3-5	L
5/8	ALABAMA *	5-3	W
Energy Alabama Challenge (Jackson, Miss.)			
5/9	vs. Birmingham-Southern	10-4	W
5/10	MISSISSIPPI VALLEY STATE	3-2	W
5/13	at Florida *	2-8	L
5/14	at Florida *	1-2	L
5/15	at Florida *	6-5	W
5/17	UT MARTIN	17-3	W
5/17	UT MARTIN	8-3	W
5/20	LSU *	5-7	L
5/21	LSU *	5-3	W
5/22	LSU *	2-3	L
SEC Tournament (Hoover, Ala.)			
5/25	vs. LSU	9-2	W
5/26	vs. South Carolina	6-2	W
5/28	vs. Tennessee	3-2	W
5/29	vs. Ole Miss	4-1	W
NCAA Coral Gables Regional (Miami, Fla.)			
6/3	vs. Florida Atlantic	13-2	W
6/4	at Miami (Fla.)	1-4	L
6/5	vs. Florida Atlantic	8-4	W
6/6	at Miami (Fla.)	4-10	L

2006		37-23 (12-17 SEC)	
Head Coach: Ron Polk			
2/24	MARIST	9-3	W
2/26	MARIST	3-1	W
2/26	MARIST	4-2	W
3/3	ARKANSAS STATE	9-5	W
3/4	ARKANSAS STATE	10-4	W
3/5	ARKANSAS STATE	5-4	W
3/7	LOUISIANA TECH	11-1	W
3/8	ULM	7-2	W
Cadence Bank Classic (Starkville, Miss.)			
3/10	ARIZONA	3-2	W
3/11	ARIZONA	9-2	W
3/12	ARIZONA	5-4	W
3/14	at UAB	20-4	W
3/15	at Jacksonville State	7-4	W
3/17	TENNESSEE *	8-2	W
3/18	TENNESSEE *	4-3	W
3/21	UAB	10-3	W
3/22	JACKSONVILLE STATE	6-1	W
3/24	at LSU *	11-1	W
3/25	at LSU *	6-8	L
3/26	at LSU *	7-6 (10)	W
3/28	BIRMINGHAM-SOUTHERN	5-4	W
3/29	BIRMINGHAM-SOUTHERN	9-2	W
3/31	at Alabama *	3-5	L
4/1	at Alabama *	4-5	L
4/2	at Alabama *	4-2 (11)	W
4/4	at Louisiana Tech	12-13	L
Played in Pearl, Miss.			
4/5	vs. ULM	15-4	W
4/5	vs. ULM	11-0	W
4/7	GEORGIA *	15-5	W
4/8	GEORGIA *	1-6	L
4/9	GEORGIA *	2-4	L
Played in Jackson, Miss.			
4/11	vs. Ole Miss	0-1	L
4/14	at Auburn *	4-9	L
4/15	at Auburn *	17-10	W
4/16	at Auburn *	3-7	L
4/18	at Memphis	12-8	W
Played at AutoZone Park			
4/19	at Memphis	5-3	W
4/22	ARKANSAS *	2-6	L
4/22	ARKANSAS *	9-8	W
4/23	ARKANSAS *	4-6	L
4/25	at Southern Miss	6-13	L
4/26	at Southern Miss	3-6	L
4/28	at South Carolina *	5-11	L
4/29	at South Carolina *	7-2	W
4/30	at South Carolina *	7-9 (11)	L
5/2	MISSISSIPPI VALLEY STATE	21-2	W
5/5	FLORIDA *	6-2	W
5/6	FLORIDA *	8-1	W
5/6	FLORIDA *	6-9	L
5/12	at Kentucky *	5-18	L
5/13	at Kentucky *	2-3	L
5/14	at Kentucky *	9-10	L
5/16	UT MARTIN	8-6	W
5/18	OLE MISS *	5-6 (10)	L
5/19	OLE MISS *	11-1	W
5/20	OLE MISS *	11-13	L
NCAA Clemson Regional (Clemson, S.C.)			
6/2	vs. Elon	4-5	L
6/3	vs. UNC Asheville	5-4	W
6/4	vs. Elon	12-3	W
6/4	at Clemson	6-8	L

ALL-TIME RESULTS



2007	38-22 (15-13 SEC)
<i>Head Coach: Ron Polk</i>	
2/23 MURRAY STATE	10-5 W
2/24 MURRAY STATE	13-1 W
2/25 MURRAY STATE	17-9 W
2/27 MISSISSIPPI VALLEY STATE	13-2 W
Cadence Bank Classic (Starkville, Miss.)	
3/2 TROY	2-1 W
3/3 MICHIGAN	3-4 L
3/4 TROY	12-4 W
3/6 UAB	12-10 W
3/7 JACKSONVILLE STATE	11-9 W
Quala-T Imprints Baylor Classic (Waco, Texas)	
3/9 vs. Winthrop	6-7 (10) L
3/10 at Baylor	8-6 W
3/11 vs. San Francisco	2-1 W
3/14 at Dallas Baptist	8-11 L
3/16 at Florida *	12-9 W
3/17 at Florida *	8-10 L
3/18 at Florida *	14-13 W
3/21 SAMFORD	7-6 W
3/23 SOUTH CAROLINA *	3-20 L
3/24 SOUTH CAROLINA *	6-5 (12) W
3/25 SOUTH CAROLINA *	3-8 L
3/27 MEMPHIS	9-8 W
3/28 MEMPHIS	11-9 W
3/30 KENTUCKY *	10-7 W
3/31 KENTUCKY *	6-10 L
4/1 KENTUCKY *	5-4 W
4/3 ULM	17-7 W
4/6 at Arkansas *	11-9 W
4/7 at Arkansas *	2-1 W
4/8 at Arkansas *	3-9 L
Played in Pearl, Miss.	
4/11 vs. South Alabama	5-1 W
4/13 at TENNESSEE *	4-3 W
Played in Pearl, Miss.	
4/17 vs. Ole Miss	14-9 W
4/20 LSU *	12-3 W
4/21 LSU *	5-6 L
4/22 LSU *	1-3 L
4/24 SOUTHERN MISS	11-2 W
4/25 SOUTHERN MISS	7-4 W
4/27 at Ole Miss *	7-17 L
4/28 at Ole Miss *	1-5 L
4/29 at Ole Miss *	4-1 (17) W
5/4 AUBURN *	4-1 W
5/5 AUBURN *	11-6 W
5/6 AUBURN *	9-5 W
5/8 at Austin Peay	2-3 (11) L
5/9 at Austin Peay	5-7 L
5/12 at Georgia *	4-2 W
5/13 at Georgia *	1-2 (7) L
5/13 at Georgia *	3-5 (7) L
5/17 ALABAMA *	3-4 L
5/18 ALABAMA *	9-3 W
5/19 ALABAMA *	7-9 L
SEC Tournament (Hoover, Ala.)	
5/23 vs. Ole Miss	1-3 L
5/24 vs. Vanderbilt	2-3 L
NCAA Tallahassee Regional (Tallahassee, Fla.)	
6/1 vs. Stetson	6-3 W
6/2 at Florida State	3-0 W
6/3 at Florida State	9-4 W
NCAA Starkville Super Regional (Starkville, Miss.)	
6/8 CLEMSON	8-6 W
6/9 CLEMSON	8-5 W
NCAA College World Series (Omaha, Neb.)	
6/15 vs. North Carolina	5-8 L
6/17 vs. Louisville	4-12 L

2008	23-33 (9-21 SEC)
<i>Head Coach: Ron Polk</i>	
2/22 at North Florida	8-2 W
2/23 at North Florida	9-17 L
2/24 at North Florida	6-11 L
2/26 UAB	9-2 W
3/1 AIR FORCE	3-1 W
3/1 AIR FORCE	4-6 L
3/2 AIR FORCE	16-8 W
3/4 ARKANSAS-LITTLE ROCK	5-9 L
3/5 ARKANSAS-LITTLE ROCK	6-3 W
Cadence Bank Classic (Starkville, Miss.)	
3/9 BAYLOR	4-5 L
3/9 BAYLOR	11-16 L
3/10 BAYLOR	3-6 L
3/11 MISSISSIPPI VALLEY STATE	15-0 W
3/12 MISSISSIPPI VALLEY STATE	11-5 W
3/14 OLE MISS *	6-15 L
3/15 OLE MISS *	6-11 L
3/16 OLE MISS *	4-0 W
3/18 at UAB	24-10 W
3/21 at South Carolina *	1-9 L
3/22 at South Carolina *	1-4 L
3/23 at South Carolina *	3-10 L
3/25 SOUTH ALABAMA	5-6 L
3/26 SOUTH ALABAMA	7-6 (11) W
3/28 GEORGIA *	3-2 (10) W
3/29 GEORGIA *	1-5 L
3/30 GEORGIA *	3-5 (10) L
4/1 AUSTIN PEAY	13-4 W
4/2 AUSTIN PEAY	10-2 W
4/5 at Kentucky *	6-5 W
4/5 at Kentucky *	4-13 L
4/6 at Kentucky *	8-9 L
Played at AutoZone Park	
4/8 at Memphis	8-9 (10) L
4/11 VANDERBILT *	8-15 L
4/12 VANDERBILT *	0-16 L
4/13 VANDERBILT *	3-4 L
Played in Pearl, Miss.	
4/15 vs. Ole Miss	6-5 W
4/18 at Alabama *	7-21 L
4/19 at Alabama *	6-4 W
4/20 at Alabama *	3-4 L
4/22 at Southern Miss	7-11 L
4/23 at Southern Miss	7-12 L
4/25 TENNESSEE *	4-3 W
4/26 TENNESSEE *	9-12 L
4/27 TENNESSEE *	7-3 W
5/2 at Auburn *	4-11 L
5/3 at Auburn *	4-3 W
5/4 at Auburn *	2-12 L
Played in Winchester, Tenn.	
5/6 vs. Middle Tennessee State	5-20 L
5/7 vs. Middle Tennessee State	4-3 W
5/9 at LSU *	6-15 L
5/10 at LSU *	4-16 L
5/11 at LSU *	6-9 L
5/13 MEMPHIS	4-1 W
5/15 ARKANSAS *	6-5 W
5/16 ARKANSAS *	6-5 W
5/17 ARKANSAS *	10-15 L

2009	25-29 (9-20 SEC)
<i>Head Coach: John Cohen</i>	
BankFirst Baseball Challenge (Starkville, Miss.)	
2/20 NORTHERN ILLINOIS	8-1 W
2/21 NORTH FLORIDA	7-1 W
2/21 NORTHERN ILLINOIS	10-11 L
2/22 NORTH FLORIDA	9-7 W
2/24 SOUTH ALABAMA	5-1 W
2/25 MISSISSIPPI VALLEY STATE	4-3 W
2/28 NICHOLLS STATE	10-8 W
2/28 NICHOLLS STATE	6-3 W
3/5 at Hawaii	3-1 W
3/6 at Hawaii	4-7 L
3/7 at Hawaii	5-10 L
3/8 at Hawaii	5-11 L
3/11 VALPARAISO	9-2 W
3/11 VALPARAISO	5-4 W
3/14 SOUTH CAROLINA *	13-6 W
3/15 SOUTH CAROLINA *	10-3 W
3/15 SOUTH CAROLINA *	4-5 (7) L
Played in Pearl, Miss.	
3/17 vs. Southern Miss	7-10 L
3/18 UAB	8-4 W
3/20 at Georgia *	3-5 L
3/21 at Georgia *	0-4 L
3/22 at Georgia *	6-10 L
3/24 at South Alabama	12-17 L
3/25 MEMPHIS	6-3 W
3/28 at Arkansas *	9-20 L
3/29 at Arkansas *	1-5 (7) L
3/29 at Arkansas *	12-4 (7) W
4/1 at ULM	1-7 L
4/3 AUBURN *	8-9 L
4/4 AUBURN *	8-3 W
4/5 AUBURN *	10-12 L
4/7 at UAB	10-0 W
4/8 SOUTHERN MISS	7-6 W
4/10 at Tennessee *	1-6 L
4/11 at Tennessee *	2-4 L
4/12 at Tennessee *	10-9 W
Played in Pearl, Miss.	
4/14 vs. Ole Miss	1-8 L
4/17 KENTUCKY *	4-5 (11) L
4/18 KENTUCKY *	4-3 (10) W
4/19 KENTUCKY *	17-22 L
4/21 MIDDLE TENNESSEE STATE	6-10 L
4/22 MIDDLE TENNESSEE STATE	9-8 W
4/24 at Vanderbilt *	6-8 L
4/25 at Vanderbilt *	4-10 L
4/26 at Vanderbilt *	3-11 L
5/1 ALABAMA *	8-10 L
5/3 ALABAMA *	16-17 L
5/8 at Ole Miss *	6-5 W
5/9 at Ole Miss *	11-8 W
5/10 at Ole Miss *	1-8 L
Played at AutoZone Park	
5/12 vs. Memphis	6-5 W
5/14 LSU *	4-5 L
5/15 LSU *	8-7 W
5/16 LSU *	4-15 L



ALL-TIME RESULTS

2010	23-33 (6-24 SEC)			2011	38-25 (14-16 SEC)			2012	40-24 (16-14 SEC)			
Head Coach: John Cohen				Head Coach: John Cohen				SEC Tournament Champions Head Coach: John Cohen				
2/19	RHODE ISLAND	9-8	W	2/18	AKRON	11-0	W	2/17	WASHINGTON STATE	6-2	W	
2/20	RHODE ISLAND	9-0	W	2/19	LAMAR	2-0	W	2/19	WASHINGTON STATE	5-6 (13)	L	
2/21	RHODE ISLAND	12-6	W	2/19	AKRON	10-1	W	2/19	WASHINGTON STATE	5-4	W	
2/23	UAB	6-5	W	2/20	LAMAR	17-2	W	2/24	KANSAS	1-0	W	
2/26	SOUTHEASTERN LOUISIANA	1-4	L	2/22	NORTHWESTERN STATE	6-4	W	2/25	MISSISSIPPI VALLEY STATE	13-5	W	
2/27	SOUTHEASTERN LOUISIANA	5-8	L	2/25	BELMONT	1-2	L	2/25	KANSAS	3-1	W	
2/28	SOUTHEASTERN LOUISIANA	5-6	L	2/26	BELMONT	5-3	W	2/26	MISSISSIPPI VALLEY STATE	5-1	W	
BankFirst Baseball Challenge (Starkville, Miss.)				2/27	BELMONT	14-5	W	2/29	MEMPHIS	6-7	L	
3/5	SOUTHEAST MISSOURI	10-7 (10)	W	3/1	ALCORN STATE	8-1	W	3/2	CONNECTICUT	5-4	W	
3/6	MICHIGAN STATE	7-4	W	3/4	IOWA	3-5	L	3/3	LIPSCOMB	6-4	W	
3/6	SOUTHEAST MISSOURI	3-2	W	3/5	GEORGIA STATE	8-1	W	3/3	CONNECTICUT	3-1	W	
3/7	MICHIGAN STATE	14-6	W	3/5	IOWA	6-7	L	3/4	LIPSCOMB	16-6	W	
3/10	WESTERN KENTUCKY	9-3	W	3/6	GEORGIA STATE	7-3	W	3/6	PENN STATE	7-3	W	
Whataburger Classic (Corpus Christi, Texas)				3/9	at UAB	4-6	L	3/7	PENN STATE	10-6	W	
3/12	vs. #15 Oklahoma	5-16	L	3/11	SACRED HEART	5-0	W	3/9	MERCER	5-3	W	
3/13	vs. #10 UCLA	2-5	L	3/12	SACRED HEART	6-5	W	3/10	MERCER	1-6	L	
3/14	at Texas A&M-Corpus Christi	6-8	L	3/13	SACRED HEART	3-8	L	3/11	MERCER	3-1	W	
3/14	at Texas A&M-Corpus Christi	4-2 (10)	W	3/15	EASTERN ILLINOIS	9-4	W	3/13	at Southeastern Louisiana	3-4	L	
3/17	MISSISSIPPI VALLEY STATE	16-2	W	3/16	at Lipscomb	14-4	W	3/14	at Southeastern Louisiana	1-5	L	
3/19	at #6 Florida *	2-7	L	3/18	at #2 Vanderbilt *	0-10	L	3/16	at LSU *	2-3 (10)	L	
3/20	at #6 Florida *	4-5	L	3/19	at #2 Vanderbilt *	0-4	L	3/17	at LSU *	3-4	L	
3/21	at #6 Florida *	1-4	L	3/20	at #2 Vanderbilt *	9-8	W	3/18	at LSU *	7-1	W	
3/24	MEMPHIS	7-6	W	3/25	#21 AUBURN *	7-6	W	3/23	#3 ARKANSAS *	11-2	W	
3/26	GEORGIA *	9-8	W	3/26	#21 AUBURN *	15-8	W	3/24	#3 ARKANSAS *	0-8	L	
3/27	GEORGIA *	4-7	L	3/27	#21 AUBURN *	5-0	W	3/25	#3 ARKANSAS *	5-8 (11)	L	
3/28	GEORGIA *	11-10	W	3/30	ALABAMA A&M	18-0 (7)	W	3/27	ALCORN STATE	6-2	W	
Played in Pearl, Miss.				4/1	at Georgia *	1-4	L	3/30	at #24 Auburn *	5-3	W	
3/30	vs. #14 Ole Miss	3-5	L	4/2	at Georgia *	3-4	L	3/31	at #24 Auburn *	6-10	L	
4/2	at #12 South Carolina *	2-10	L	4/3	at Georgia *	1-4	L	4/1	at #24 Auburn *	2-8	L	
4/3	at #12 South Carolina *	8-7	W	Played in Pearl, Miss.				4/6	VANDERBILT *	7-4	W	
4/4	at #12 South Carolina *	2-14	L	4/5	vs. #14 Southern Miss	5-4	W	4/7	VANDERBILT *	3-4 (12)	L	
4/6	JACKSON STATE	18-2	W	4/8	#4 FLORIDA *	7-5	W	4/8	VANDERBILT *	8-7	W	
4/9	#9 ARKANSAS *	3-8	L	4/9	#4 FLORIDA *	0-18	L	4/10	SOUTH ALABAMA	2-0 (12)	W	
4/10	#9 ARKANSAS *	5-8	L	4/10	#4 FLORIDA *	1-3	L	4/13	at #7 South Carolina *	6-7	L	
4/11	#9 ARKANSAS *	3-13	L	4/15	at #13 Arkansas *	5-6	L	4/14	at #7 South Carolina *	3-5	L	
4/14	SOUTH ALABAMA	9-5	W	4/16	at #13 Arkansas *	1-6	L	4/15	at #7 South Carolina *	4-6	L	
4/16	TENNESSEE *	13-15	L	4/17	at #13 Arkansas *	5-3	W	Played in Pearl, Miss.				
4/17	TENNESSEE *	11-7	W	4/19	vs. Ole Miss	6-1	W	4/17	vs. #22 Ole Miss	3-6	L	
4/18	TENNESSEE *	14-6	W	4/22	#2 SOUTH CAROLINA *	2-8	L	4/19	TENNESSEE *	2-1 (11)	W	
4/20	ALCORN STATE	27-4	W	4/23	#2 SOUTH CAROLINA *	5-3	W	4/20	TENNESSEE *	7-1	W	
4/23	at Alabama *	5-8	L	4/24	#2 SOUTH CAROLINA *	4-13	L	4/21	TENNESSEE *	3-2 (14)	W	
4/25	at Alabama *	8-9 (8)	L	4/30	ALABAMA *	4-5 (10)	L	Played in Pearl, Miss.				
4/25	at Alabama *	4-6 (7)	L	4/30	ALABAMA *	4-5	L	4/24	vs. Southern Miss	5-0	W	
4/30	#14 OLE MISS *	2-4	L	5/1*	ALABAMA *	8-5	W	4/27	#21 OLE MISS *	4-0	W	
5/1	#14 OLE MISS *	10-12	L	5/3	at South Alabama	15-9	W	4/28	#21 OLE MISS *	2-6	L	
5/2	#14 OLE MISS *	11-19 (7)	L	5/6	at Tennessee *	16-5	W	4/29	#21 OLE MISS *	4-2	W	
Played in Pearl, Miss.				5/7	at Tennessee *	5-3	W	5/4	at Alabama *	3-1	W	
5/4	at Jackson State	1-3	L	5/8	at Tennessee *	5-2	W	5/5	at Alabama *	3-2	W	
5/5	vs. Southern Miss	3-14	L	5/10	MISSISSIPPI VALLEY STATE	13-3	W	5/6	at Alabama *	7-8	L	
5/7	at #19 Auburn *	6-9	L	5/12	at Ole Miss *	7-6	W	5/8	MISSISSIPPI VALLEY STATE	6-3	W	
5/8	at #19 Auburn *	14-16	L	5/13	at Ole Miss *	7-4	W	5/11	at #5 Florida *	1-4	L	
5/9	at #19 Auburn *	8-11	L	5/14	at Ole Miss *	3-12	L	5/12	at #5 Florida *	2-0	W	
5/12	NORTHWESTERN STATE	8-5	W	5/17	at Memphis	8-3	W	5/13	at #5 Florida *	1-2	L	
5/14	#17 VANDERBILT *	8-13	L	5/19	LSU *	1-17	L	5/15	CENTRAL ARKANSAS	0-2	L	
5/15	#17 VANDERBILT *	7-13 (10)	L	5/20	LSU *	6-5	W	5/17	#2 KENTUCKY *	3-1	W	
5/16	#17 VANDERBILT *	4-14	L	5/21	LSU *	3-6	L	5/18	#2 KENTUCKY *	4-3	W	
5/18	at #29 Southern Miss	16-9	W	SEC Tournament (Hoover, Ala.)				5/19	#2 KENTUCKY *	11-3	W	
5/20	at #27 LSU *	13-14	L	5/25	vs. Florida	5-7	L	SEC Tournament (Hoover, Ala.)				
5/21	at #27 LSU *	3-17	L	5/26	vs. Arkansas	2-7	L	5/22	vs. #25 ARKANSAS	9-1	W	
5/22	at #27 LSU *	2-1	W	NCAA Atlanta Regional (Atlanta, Ga.)				5/23	vs. #2 LSU	3-2	W	
				6/3	vs. Southern Miss	3-0	W	5/24	vs. #12 Kentucky	1-5	L	
				6/4	vs. Austin Peay	8-3	W	5/25	vs. #2 LSU	4-3 (10)	W	
				6/5	at #9 Georgia Tech	7-3	W	5/26	vs. #12 Kentucky	2-1	W	
				NCAA Gainesville Super Regional (Gainesville, Fla.)				5/27	vs. Vanderbilt	3-0	W	
				6/10	at #1 Florida	1-11	L	NCAA Tallahassee Regional (Tallahassee, Fla.)				
				6/11	at #1 Florida	4-3	W	6/1	vs. Samford	0-5	L	
				6/12	at #1 Florida	6-8	L	6/2	vs. UAB	8-1	W	
								6/3	vs. Samford	2-3	L	

ALL-TIME RESULTS



2013		51-20 (16-14 SEC)	
Head Coach: John Cohen			
2/15	PORTLAND	16-1	W
2/16	PORTLAND	2-1	W
2/17	PORTLAND	7-1	W
2/17	PORTLAND	6-0	W
2/19	GRAMBLING	2-0	W
Diamond Classic (Starkville, Miss.)			
2/22	PURDUE	3-2	W
2/23	SAMFORD	8-2	W
2/23	PURDUE	7-6	W
2/24	SAMFORD	8-1	W
2/26	RHODE ISLAND	13-2	W
2/27	RHODE ISLAND	17-5	W
3/1	SAINT JOSEPH'S	10-0	W
3/2	SAINT JOSEPH'S	4-1	W
3/3	SAINT JOSEPH'S	3-2	W
3/3	SAINT JOSEPH'S	2-0	W
3/5	MISSISSIPPI VALLEY STATE	14-2	W
3/8	CENTRAL ARKANSAS	4-2	W
3/9	CENTRAL ARKANSAS	5-7 (10)	L
3/10	CENTRAL ARKANSAS	3-7	L
Played in Pearl, Miss.			
3/12	vs. Southern Miss	13-5	W
3/15	#2 LSU *	4-6 (10)	L
3/16	#2 LSU *	3-7	L
3/17	#2 LSU *	10-2	W
3/19	ALCORN STATE	7-6	W
3/22	at #8 Kentucky *	8-4	W
3/23	at #8 Kentucky *	2-3	L
3/23	at #8 Kentucky *	3-4	L
3/26	AUSTIN PEAY	13-5	W
3/29	at #11 Arkansas *	4-5	L
3/30	at #11 Arkansas *	4-1	W
3/31	at #11 Arkansas *	1-3	L
4/2	at South Alabama	6-4	W
4/5	FLORIDA *	7-3	W
4/6	FLORIDA *	2-0	W
4/7	FLORIDA *	3-8	L
Played in Pearl, Miss.			
4/9	vs. #18 Ole Miss	5-1	W
4/12	at #24 Texas A&M *	3-2	W
4/13	at #24 Texas A&M *	9-3	W
4/14	at #24 Texas A&M *	15-4	W
4/18	AUBURN *	6-3	W
4/19	AUBURN *	1-3	L
4/20	AUBURN *	6-0	W
4/23	at Memphis	12-1	W
4/26	at #3 Vanderbilt *	1-3	L
4/27	at #3 Vanderbilt *	2-5	L
4/28	at #3 Vanderbilt *	3-8	L
5/4	ALABAMA *	10-6	W
5/4	ALABAMA *	5-4 (10)	W
5/5	ALABAMA *	7-6 (11)	W
5/10	at #20 Ole Miss *	0-3	L
5/11	at #20 Ole Miss *	8-10	L
5/12	at #20 Ole Miss *	7-6	W
5/14	ORAL ROBERTS	3-2	W
5/16	#12 SOUTH CAROLINA *	5-4	W
5/17	#12 SOUTH CAROLINA *	3-5 (10)	L
5/18	#12 SOUTH CAROLINA *	7-2	W
SEC Tournament (Hoover, Ala.)			
5/21S	vs. Missouri	2-1 (17)	W
5/22S	vs. #12 South Carolina	5-3	W
5/23S	vs. Texas A&M	6-4	W
5/25S	vs. #1 Vanderbilt	8-16	L
NCAA Starkville Regional (Starkville, Miss.)			
5/31	CENTRAL ARKANSAS	5-3	W
6/1	SOUTH ALABAMA	6-2	W
6/2	CENTRAL ARKANSAS	2-5	L
6/3	CENTRAL ARKANSAS	6-1	W
NCAA Charlottesville Super Regional (Charlottesville, Va.)			
6/8	at #6 Virginia	11-6	W
6/9	at #6 Virginia	6-5	W
NCAA College World Series (Omaha, Neb.)			
6/15	vs. #3 Oregon State	5-4	W
6/17	vs. #8 Indiana	5-4	W
6/21	vs. #3 Oregon State	4-1	W
6/24	vs. #6 UCLA	1-3	L
6/25	vs. #6 UCLA	0-8	L

2014		39-24 (18-12 SEC)	
Head Coach: John Cohen			
2/14	WESTERN CAROLINA	2-3	L
2/15	WESTERN CAROLINA	6-1	W
2/16	WESTERN CAROLINA	7-2	W
2/19	MEMPHIS	4-6	L
2/21	HOLY CROSS	6-2	W
2/22	HOLY CROSS	8-4	W
2/23	HOLY CROSS	6-7	L
2/23	HOLY CROSS	1-6	L
2/25	MOUNT ST. MARY'S	13-1	W
2/26	MOUNT ST. MARY'S	10-1	W
Diamond Classic (Starkville, Miss.)			
2/28	MICHIGAN STATE	4-2	W
3/1	EASTERN ILLINOIS	4-3	W
3/1	MICHIGAN STATE	7-1	W
3/2	EASTERN ILLINOIS	9-0	W
3/5	SOUTH ALABAMA	3-0	W
Hi Corbett Classic (Tucson, Ariz.)			
3/7	vs. UC Santa Barbara	3-8	L
3/7	at Arizona	3-12	L
3/8S	vs. UC Santa Barbara	6-7	L
3/9	at Arizona	6-4	W
3/11	SOUTHERN ILLINOIS	3-0	W
3/14	at Georgia *	1-7	L
3/15	at Georgia *	6-1	W
3/15	at Georgia *	4-1	W
3/21	#3 VANDERBILT *	17-2	W
3/22	#3 VANDERBILT *	6-3	W
3/23	#3 VANDERBILT *	1-5	L
3/25	SOUTHEAST MISSOURI	3-2	W
3/29	ARKANSAS *	0-4	L
3/29	ARKANSAS *	5-1	W
3/30	ARKANSAS *	5-1	W
4/4	at #9 LSU *	0-3	L
4/5	at #9 LSU *	1-2	L
4/6	at #9 LSU *	4-17	L
Played in Pearl, Miss.			
4/8	vs. Southern Miss	4-3 (11)	W
4/11	#13 OLE MISS *	1-6	L
4/12	#13 OLE MISS *	6-5 (10)	W
4/13	#13 OLE MISS *	2-12	L
4/15	ALCORN STATE	16-2	W
4/18	at Missouri *	3-2 (11)	W
4/19	at Missouri *	6-2	W
4/20	at Missouri *	9-7 (11)	W
Played in Pearl, Miss.			
4/22	vs. #12 Ole Miss	8-3	W
4/24	TEXAS A&M *	5-1	W
4/25	TEXAS A&M *	3-6	L
4/26	TEXAS A&M *	4-6	L
4/30	JACKSONVILLE STATE	1-2	L
5/2	at Auburn *	3-0	W
5/3	at Auburn *	3-0	W
5/4	at Auburn *	12-1	W
5/9	TENNESSEE *	2-4	L
5/10	TENNESSEE *	1-0 (10)	W
5/11	TENNESSEE *	4-3 (12)	W
5/15	at #19 Alabama *	9-4	W
5/16	at #19 Alabama *	1-0	W
5/17	at #19 Alabama *	1-2	L
SEC Tournament (Hoover, Ala.)			
5/20	vs. Georgia *	5-4 (10)	W
5/21	vs. #6 South Carolina *	12-0 (7)	W
5/22	vs. Kentucky *	6-7 (12)	L
5/23	vs. #7 Florida *	1-5	L
NCAA Lafayette Regional (Lafayette, La.)			
5/30	vs. San Diego State	5-2	W
5/31	vs. Jackson State	3-1	W
6/1	at #1 Louisiana-Lafayette	8-14	L
6/2	at #1 Louisiana-Lafayette	3-5	L

2015	24-30 (8-22 SEC)	
Head Coach: John Cohen		
2/13	CINCINNATI	6-2 W
2/14	MIAMI (OHIO)	7-1 W
2/14	CINCINNATI	19-5 W
2/15	CINCINNATI	16-7 W
2/20	MARSHALL	6-2 W
2/21	ALABAMA A&M	18-2 W
2/21	MARSHALL	7-4 W
2/22	ALABAMA A&M	2-1 W
2/24	ALCORN STATE	10-2 W
2/27	ARIZONA	4-2 W
2/28	ARIZONA	6-2 W
2/28	SAMFORD	8-2 W
3/1	SAMFORD	6-2 W
3/3	ARKANSAS-PINE BLUFF	2-3 L
3/6	SAN DIEGO	1-2 L
3/7	SAN DIEGO	4-2 W
3/8	SAN DIEGO	6-9 L
3/10	WESTERN KENTUCKY	6-5 (10) W
3/11	WESTERN KENTUCKY	1-3 L
3/14	ALABAMA *	5-10 L
3/14	ALABAMA *	4-1 W
3/15	ALABAMA *	4-8 L
3/17	EASTERN ILLINOIS	5-2 W
3/20	at Kentucky *	2-10 L
3/21	at Kentucky *	7-9 L
3/22	at Kentucky *	12-5 W
Played in Pearl, Miss.		
3/24	vs. Southern Miss	0-3 L
3/27	AUBURN *	0-5 L
3/28	AUBURN *	0-4 L
3/29	AUBURN *	3-1 W
3/31	at South Alabama	7-8 (11) L
4/2	#13 SOUTH CAROLINA *	13-2 W
4/3	#13 SOUTH CAROLINA *	7-5 W
4/4	#13 SOUTH CAROLINA *	7-13 L
Played in AutoZone Park		
4/7	vs. Memphis	1-7 L
4/10	at #1 Texas A&M *	1-3 L
4/11	at #1 Texas A&M *	3-2 W
4/12	at #1 Texas A&M *	5-13 L
4/17	#6 FLORIDA *	3-6 L
4/18	#6 FLORIDA *	1-2 L
4/19	#6 FLORIDA *	5-10 L
4/24	at #25 Arkansas *	6-7 L
4/25	at #25 Arkansas *	1-6 L
4/26	at #25 Arkansas *	2-1 W
Played in Pearl, Miss.		
4/28	vs. Ole Miss	1-11 L
4/30	#1 LSU *	3-5 (14) L
5/1	#1 LSU *	4-11 L
5/2	#1 LSU *	8-7 (12) W
5/7	at Ole Miss *	3-4 L
5/8	at Ole Miss *	10-13 L
5/9	at Ole Miss *	7-8 (10) L
5/14	at Tennessee *	2-5 L
5/15	at Tennessee *	6-11 L
5/16	at Tennessee *	2 - 3
L		



ALL-TIME RESULTS

2016	44-18-1 (21-9 SEC)	
SEC Champions		
<i>Head Coach: John Cohen</i>		
2/19	FLORIDA ATLANTIC	6-10 L
2/20	SOUTH DAKOTA STATE	17-4 W
2/20	FLORIDA ATLANTIC	0-4 L
2/21	SOUTH DAKOTA STATE	15-5 W
2/26	UMASS LOWELL	4-2 W
2/27	NICHOLLS STATE	5-0 W
2/27	UMASS LOWELL	4-2 W
2/28	NICHOLLS STATE	8-0 W
3/1	ALCORN STATE	14-0 W
Dodger Stadium Classic (Los Angeles, Calif.)		
3/4	at #9 UCLA	1-2 L
3/5	at #20 USC	8-7 W
3/6	vs. Oklahoma	5-5 T
3/8	SOUTH ALABAMA	7-3 W
3/11	#10 OREGON	10-4 W
3/12	#10 OREGON	9-3 W
3/13	#10 OREGON	5-2 W
3/15	EASTERN KENTUCKY	12-16 L
3/16	ORAL ROBERTS	1-3 L
3/18	at #2 Vanderbilt *	2-1 W
3/19	at #2 Vanderbilt *	5-4 W
3/20	at #2 Vanderbilt *	6-12 L
3/22	MISSISSIPPI VALLEY STATE	16-1 W
3/24	GEORGIA *	9-2 W
3/25	GEORGIA *	3-1 W
3/26	GEORGIA *	8-11 L
Played in Pearl, Miss.		
3/29	vs. Southern Miss	13-5 W
4/1	#11 OLE MISS *	3-1 W
4/2	#11 OLE MISS *	6-2 W
4/3	#11 OLE MISS *	5-8 L
4/5	UT MARTIN	14-0 W
4/8	at #1 Florida *	2-8 L
4/9	at #1 Florida *	10-4 W
4/10	at #1 Florida *	2-1 W
4/13	MEMPHIS	11-1 W
4/15	#3 TEXAS A&M *	3-10 L
4/16	#3 TEXAS A&M *	6-10 L
4/17	#3 TEXAS A&M *	5-10 L
Played in Biloxi, Miss.		
4/20	vs. ULM	1-0 W
4/22	at #7 LSU *	12-8 W
4/23	at #7 LSU *	2-1 W
4/24	at #7 LSU *	8-11 L
Played in Pearl, Miss.		
4/26	vs. #12 Ole Miss	2-0 W
4/28	at Alabama *	12-5 W
4/30	at Alabama *	3-4 L
4/30	at Alabama *	2-1 W
5/5	MISSOURI *	8-2 W
5/6	MISSOURI *	4-3 W
5/7	MISSOURI *	3-1 W
5/11	at Troy	7-3 W
5/13	at Auburn *	4-0 W
5/14	at Auburn *	16-6 W
5/15	at Auburn *	10-3 W
5/19	ARKANSAS *	7-0 W
5/20	ARKANSAS *	5-1 W
5/21	ARKANSAS *	9-4 W
SEC Tournament (Hoover, Ala.)		
5/25	vs. Alabama	4-1 W
5/26	vs. LSU	2-6 L
5/27	vs. Florida	2-12 L
NCAA Starkville Regional (Starkville, Miss.)		
6/3	SOUTHEAST MISSOURI	9-5 W
6/4	#24 CAL STATE FULLERTON	4-1 W
6/5	LOUISIANA TECH	4-0 W
NCAA Starkville Super Regional (Starkville, Miss.)		
6/10	ARIZONA	0-1 L
6/11	ARIZONA	5-6 L

2017	40-27 (17-13 SEC)	
<i>Head Coach: Andy Cannizaro</i>		
2/17	#14 TEXAS TECH	2-5 L
2/18	WESTERN ILLINOIS	8-2 W
2/19	WESTERN ILLINOIS	10-9 (11) W
2/19	#14 TEXAS TECH	8-5 W
2/21	MOREHEAD STATE	8-13 L
2/24	INDIANA STATE	11-6 W
2/25	MARIST	12-4 W
2/25	INDIANA STATE	9-1 W
2/26	MARIST	8-9 L
3/3	at Oregon	0-1 L
3/4	at Oregon	5-4 W
3/5	at Oregon	5-6 (11) L
3/7	#24 LOUISIANA TECH	2-3 L
3/10	SOUTH ALABAMA	2-0 W
3/12	COLUMBIA	5-4 W
3/12	SOUTH ALABAMA	8-6 W
3/13	COLUMBIA	11-8 W
3/14	ARKANSAS-PINE BLUFF	11-8 W
3/17	at Arkansas *	1-3 L
3/18	at Arkansas *	4-5 L
3/19	at Arkansas *	1-6 L
Played in Pearl, Miss.		
3/21	vs. Southern Miss	5-7 L
3/24	TENNESSEE	5-4 W
3/25	TENNESSEE *	14-4 W
3/26	TENNESSEE *	7-4 W
3/28	at Memphis	8-3 W
3/30	at #19 Ole Miss *	4-3 W
3/31	at #19 Ole Miss *	5-3 W
4/1	at #19 Ole Miss *	2-1 W
4/4	FIU	3-8 L
4/5	FIU	9-7 (10) W
4/7	#8 KENTUCKY *	2-5 L
4/8	#8 KENTUCKY *	10-6 W
4/9	#8 KENTUCKY *	10-6 W
4/11	MISSISSIPPI VALLEY STATE	5-0 W
4/14	at #8 South Carolina *	7-4 W
4/15	at #8 South Carolina *	5-4 W
4/16	at #8 South Carolina *	1-6 L
4/18	at South Alabama	2-5 L
4/20	ALABAMA *	6-5 W
4/21	ALABAMA *	4-3 W
4/21	ALABAMA *	13-12 (13) W
Played in Pearl, Miss.		
4/25	vs. Ole Miss	4-2 W
4/28	#5 AUBURN *	5-2 W
4/29	#5 AUBURN *	8-17 L
4/29	#5 AUBURN *	3-5 L
5/4	at #15 Texas A&M *	2-9 L
5/5	at #15 Texas A&M *	5-1 W
5/6	at #15 Texas A&M *	4-3 W
5/12	at Georgia *	9-3 W
5/13	at Georgia *	1-4 L
5/14	at Georgia *	1-4 L
5/16	TROY	10-8 W
5/18	#5 LSU *	1-3 L
5/19	#5 LSU *	5-11 L
5/20	#5 LSU *	7-11 L
SEC Tournament (Hoover, Ala.)		
5/24	vs. Georgia	3-0 W
5/25	vs. Arkansas	4-3 W
5/26	vs. Florida	3-12 L
5/26	vs. Arkansas	2-9 L
NCAA Hattiesburg Regional (Hattiesburg, Miss.)		
6/2	vs. South Alabama	3-6 L
6/4	vs. UIC	5-4 W
6/4	vs. South Alabama	7-3 W
6/5	at #10 Southern Miss	8-1 W
6/5	at #10 Southern Miss	8-6 W
NCAA Baton Rouge Super Regional (Baton Rouge, La.)		
6/10	at #2 LSU	3-4 L
6/11	at #2 LSU	4-14 L

2018	39-29 (15-15 SEC)	
<i>Interim Head Coach: Gary Henderson</i>		
2/16	at #21 Southern Miss	0-11 L
2/17	at #21 Southern Miss	4-7 L
2/18	at #21 Southern Miss	2-5 L
2/21	at Jackson State	12-1 W
Kleberg Bank College Classic (Corpus Christi, Texas)		
2/23	vs. UC Santa Barbara	7-4 W
2/24	vs. Nicholls State	14-4 (12) W
2/25	at Texas A&M-Corpus Christi	3-6 L
2/28	at McNeese State	3-6 L
Shriners College Classic (Houston, Texas)		
3/2	vs. Louisiana-Lafayette	3-1 W
3/3	vs. Houston	3-2 W
3/4	vs. Sam Houston State	4-1 W
3/6	NEW MEXICO STATE	9-1 W
3/7	NEW MEXICO STATE	6-0 W
3/9	UTAH VALLEY	1-2 (11) L
3/9	UTAH VALLEY	4-2 W
3/11	UTAH VALLEY	5-3 W
Played in Biloxi, Miss.		
3/14	vs. Southeastern Louisiana	5-11 L
3/16	#14 VANDERBILT *	0-5 L
3/17	#14 VANDERBILT *	1-10 L
3/18	#14 VANDERBILT *	3-4 L
3/20	ALCORN STATE	17-1 W
3/21	TEXAS SOUTHERN	11-6 W
3/23	at Missouri *	1-4 L
3/24	at Missouri *	3-1 (15) W
3/25	at Missouri *	4-5 (11) L
3/27	at Nicholls State	4-7 L
3/29	at #21 LSU *	1-10 L
3/30	at #21 LSU *	4-1 W
3/31	at #21 LSU *	0-4 L
4/4	SOUTHERN	5-0 W
4/7	#3 OLE MISS *	13-3 W
4/7	#3 OLE MISS *	1-6 L
4/8	#3 OLE MISS *	7-5 (11) W
4/11	at Alabama State	15-4 W
4/13	at #23 Auburn *	1-2 L
4/14	at #23 Auburn *	7-2 W
4/15	at #23 Auburn *	5-7 L
4/18	at Memphis	1-6 L
4/20	#4 ARKANSAS *	6-5 W
4/21	#4 ARKANSAS *	5-3 W
4/21	#4 ARKANSAS *	7-5 W
Played in Pearl, Miss.		
4/24	vs. #5 Ole Miss	7-6 W
4/27	TEXAS A&M *	3-6 L
4/28	TEXAS A&M *	11-6 W
4/29	TEXAS A&M *	4-7 L
5/4	at Alabama *	14-12 (10) W
5/5	at Alabama *	3-4 (10) L
5/6	at Alabama *	6-4 W
5/9	at Troy	9-8 (10) W
5/11	at #21 Kentucky *	6-9 L
5/12	at #21 Kentucky *	1-4 L
5/13	at #21 Kentucky *	18-8 W
5/17	#1 FLORIDA *	6-3 W
5/18	#1 FLORIDA *	12-4 W
5/19	#1 FLORIDA *	13-6 W
SEC Tournament (Hoover, Ala.)		
5/22	vs. LSU	5-8 L
NCAA Tallahassee Regional (Tallahassee, Fla.)		
6/1	vs. Oklahoma	10-20 L
6/2	at #5 Florida State	3-2 W
6/3	vs. Samford	9-8 W
6/3	vs. Oklahoma	13-5 W
6/4	vs. Oklahoma	8-1 W
NCAA Nashville Super Regional (Nashville, Tenn.)		
6/8	at Vanderbilt	10-8 W
6/9	at Vanderbilt	3-4 L
6/10	at Vanderbilt	10-6 (11) W
College World Series (Omaha, Neb.)		
6/16	vs. Washington	1-0 W
6/19	vs. #6 North Carolina	12-2 W
6/22	vs. #2 Oregon State	2-12 L
6/23	vs. #2 Oregon State	2-5 L

DIAMOND DAWG TIME LINE



1885	
May 2	Mississippi A&M, behind team captain W.J. (Bill) Jennings, defeats Durant 7-2 in the first baseball game in MSU history. Jennings, who holds the distinction of being credited as the first man in Southern college baseball who could throw a curve ball, baffles batters from all over the South in claiming A&M's first 12 wins. His composite four-year record, during which time he pitched every game for the Maroons, was a sparkling 12-1.
1893	
October 12	A&M defeats the Ole Miss 6-3 in its first intercollegiate baseball game. The schools have met nearly 500 times, easily the longest baseball rivalry for both schools.
1909	
April 11	Willie Mitchell hurls the first perfect game in Mississippi A&M history by striking out 26 LSU batters and helping the Maroons slip past the Tigers 1-0 in the second game of a doubleheader in Baton Rouge, Louisiana. Mitchell finishes with a 6-1 worksheet and dazzles his opponents by striking out 97 batters in 56 1/3 innings. Of his six victories, Mitchell throws one no-hitter, two one-hitters, two two-hitters and one six-hitter.
1918	
April 5-6	Maroon hurlers R.H. Pepper and J.T. Peatross shut down Mississippi College by tossing back-to-back no-hitters. Pepper opens the two-game series by allowing the Choctaws only four walks in a 5-0 A&M win. But his shining accomplishment is overshadowed the following day as Peatross pitches only the second perfect game in MSU history, downing Mississippi College 1-0.
1920	
April 5	Legendary Dudy Noble Field namesake Clarke Randolph "Dudy" Noble coaches his first game at his alma mater, a 5-3 loss to the University of Illinois. Noble will go on to coach at MSU for 26 years, during which time he compiles a 267-201-9 record and wins three Southern Conference Championships.
1924	
May 13	Two baseball rarities occur in the same game during a campus contest against Ole Miss. Not only does A&M retire the Rebels on three straight pitches in one inning, but shortstop C.S. "Buddy" Myer gives the Maroons a much-needed boost by cranking out a grand slam to lead his team to a 6-4 victory. Myer's shot is believed to be the first grand slam in the history of MSU. Myer would go on to play 17 years in Major League Baseball with Washington and Boston, hitting for a career average of .303.
1947	
April 18	LSU outfielder Joe Bill Adcock launches a shot an estimated 500 feet into the MSU swimming pool at the "old" Dudy Noble Field. Adcock would play only one season at LSU before playing 16 years in the major leagues, but his tremendous blow is still talked about by long-time Bulldog baseball fans.
1948	
May 31	R.P. "Doc" Patty guides the Bulldogs to their first Southeastern Conference Championship in his initial season as head coach. MSU defeats Auburn in the championship playoff, three games to none, thanks to the efforts of All-SEC outfielder Johnny Grace, who led the Bulldogs with a .375 batting average.
1949	
June	Mississippi State College wins its second-consecutive SEC Championship by downing Kentucky three games to one in the title series. All-conference infielder Alex Grammas and brother Pete Grammas were crowd favorites in helping lead the Bulldogs to a 19-6 record. Alex Grammas would go on to play 10 seasons in Major League Baseball with the St. Louis Cardinals, Cincinnati Reds and Chicago Cubs, before coaching for the Detroit Tigers.
1965	
May 9	Outfielder Del Unser belts three round-trippers and picks up a double to set a then single-game team record for total bases with 14. Unser spreads his blasts around, sending a shot to all three fields as the Bulldogs fall to Ole Miss, 10-7. The power outburst gives Unser seven homers, all coming in the last six regular-season games.
May 22	Behind conference hits-leader Mike Burns, the Bulldogs top Auburn in the SEC Championship Series, winning two games out of three. After falling to the Tigers in the series opener, MSU battles back with the strong pitching of Ken Tatum, who leads the Bulldogs to 10-1 and 10-2 victories to claim the conference crown. The title marked the first of four won under the guidance of coaching-great Paul Gregory.
1966	
April 2	Pitcher James Carroll hurls 14 innings of four-hit baseball as he out-duels Alabama's Kenny Stabler, 2-1. All-American outfielder Del Unser scores the winning run with two out in the bottom of the 14th.
May 14	Right-hander Ken Tatum starts on only two days rest and shuts down the Tennessee Volunteers 9-3, giving the Bulldogs their second-consecutive SEC Championship. The game marked MSU's final appearance at Redbird Park in Columbus, which for two seasons served as the home for of MSU Baseball while their "new" Dudy Noble Field was being built.

1970	
May 5	Sophomore left-hander Gene Henderson stymies Arkansas in the nightcap with a no-hit performance that gives the Bulldogs, ranked fifth nationally, a doubleheader sweep versus the Razorbacks, 6-0 and 1-0. Henderson, along with conference ERA-leader Dennis Hall (0.63) and wins-leader Brantley Jones (9-0), carries MSU to its fifth SEC title. State drops the first game of the best-of-three championship series against Tennessee but rebounds to claim the final two contests 4-3 and 1-0 at Dudy Noble Field.
1971	
May 14	All-America third baseman Phil Still and All-SEC pitcher Mike Proffitt help lead the Bulldogs to 5-1 and 3-1 victories against Vanderbilt for their second-consecutive SEC Championship on the way to a 32-12 record and the school's first-ever appearance in the NCAA College World Series. After defeating the Commodores in two straight games for the league title, MSU downs Georgia Tech, 5-2, in the NCAA District III championship game in Gastonia, North Carolina, to become the fifth team from the SEC to advance to CWS competition.
1972	
April 14	Dudy Noble Field hosts its first night game thanks to a new lighting system. MSU alumnus E.B. "Dutch" McCool, a former teammate of coach Paul Gregory, donates the lights to his alma mater, allowing the Bulldogs to play games at night when it is more convenient for fans to attend. McCool was one of the original founders of Holiday Inn.
1976	
March 8	New Mississippi State head coach Ron Polk wins his first game as the Bulldog skipper, 4-0 versus Louisiana Tech. MSU finishes the season 28-17, which begins a streak of 32-consecutive winning seasons.
1977	
March 19	Junior outfielder Nat Showalter begins the season with a modest six-game hitting streak in which he hits .700 (14-for-20) on his way to posting the MSU single-season record for batting average. Showalter, who later becomes one of only 22 Major League Baseball skippers to manage 3,000 games, hits an SEC-leading .459 as he garners numerous All-America honors.
1979	
May 14	Down 11-9 with one out in the bottom of the eighth, designated hitter Rick Dixon launches a slider nearly 400 feet over the left-center field fence for a three-run homer in the SEC Championship final. The win gives fourth-year head coach Ron Polk his first conference title in the first SEC Tournament held at Dudy Noble Field.
May 27	After falling to nationally-ranked New Orleans in the opening game, the Bulldogs successfully sweep through the loser's bracket to claim the NCAA South Regional Championship. An 8-6 win versus Murray State in the championship game of the first NCAA regional at Dudy Noble Field lifted MSU to its second appearance all-time in the prestigious NCAA College World Series.
1981	
March 15	Junior first baseman Bruce Castoria sets a then school record and ties the conference mark by driving in 10 runs against UNLV in Las Vegas. Castoria, who would set another school record by cranking four grand slams on the year, hits his second of the season against UNLV, along with a three-run shot, an RBI single and two walks with the bases loaded to account for his 10 RBIs.
May 24	State jumps out to an early six-run lead and holds off a late rally by East Tennessee State to win the NCAA Atlantic Regional Championship at Clemson, South Carolina, 6-5. The Bulldogs would go on to finish fifth nationally at the NCAA College World Series.
1983	
February 25	Freshman Rafael Palmeiro slaps the first pitch he sees as a collegian over the right field fence for a three-run homer on Opening Day against Mississippi College. Palmeiro, who would later pile up 3,020 hits and 569 home runs in a remarkable 20-year pro career, proceeds to hit safely in his first 20 games en route to a team-high and SEC-best .406 average.
April 2	Future major league slugger Will Clark hits his first collegiate home run, an eighth-inning grand slam to straight-away center field, to help lead MSU to a 27-10 pounding versus rival Ole Miss. The following day, Clark comes in late as a pinch runner and scores the winning run in a 7-6 come-from-behind victory against the Rebels.



DIAMOND DAWG TIME LINE

1985	
May 12	Behind strong pitching and excellent defense, the Bulldogs overpower the field in three games to win the SEC Tournament at LSU's Alex Box Stadium, clinching the title with an 8-3 win versus Georgia.
May 27	MSU tops Michigan 19-8 in the championship game of the NCAA South I Regional to earn its third trip to the NCAA College World Series under Ron Polk. Right fielder/relief pitcher Bobby Thigpen, who a year before hit a grand slam in his first career at-bat at Dudy Noble Field, shines in his home finale by cranking another bases-loaded blast. MVP Jeff Brantley is among seven Bulldogs named to the 11-player all-tournament team.
October 23	The United States Baseball Federation names Mississippi State All-American Will Clark the recipient of the Golden Spikes Award, amateur baseball's most prestigious honor. Clark had been the second player taken overall during baseball's June draft by the San Francisco Giants. Clark still ranks as MSU's all-time career leader in batting average (.391).
1987	
March 1	The "new" Dudy Noble Field re-opens its gates to 4,040 fans who brave the chilly weather and experience what is considered by many to be the nicest baseball stadium in all of college baseball. The \$3.5 million showcase consists of 3,700 chairback seats, two 1,500-seat bleachers down each line and the spacious Joe Phillips Press Box. MSU doesn't disappoint the home crowd, downing Birmingham-Southern 4-1.
May 14	Freshman center fielder Jody Hurst blasts two homers and Mississippi State scores four runs in the bottom of the ninth to lead the sixth-seeded Bulldogs against top-seeded Georgia, 6-5, in the opening-round of the SEC Tournament in Athens, Georgia. MSU swept three games from Alabama in the final regular season series to qualify for the tournament and won four straight SEC Tournament games to claim the championship and earn a spot in an NCAA Regional.
1988	
April 16	Mississippi State shatters its own NCAA on-campus attendance record (10,619) as 14,378 Bulldog faithful jam Dudy Noble Field for MSU's doubleheader split with LSU. The following evening, State plays its fifth regular season game ever on ESPN, besting the Tigers 1-0 on the strength of current MSU Athletic Director John Cohen's fifth-inning solo shot to center field.
1989	
April 22	Mississippi State once again sets the NCAA on-campus attendance record when a crowd of 14,991 witness the Bulldogs' doubleheader sweep of Florida. Junior second baseman Burke Masters caps the evening off in fine fashion by drilling a solo shot into the famous Left Field Lounge™ during the Bulldogs' final at-bat to lift MSU versus the Gators, 5-4.
April 30	Coach Ron Polk's Bulldogs claim their third SEC Championship in five years and the 10th in school history by winning a 28-16 slugfest at Kentucky, setting the single-game team record for most hits (30) and tying the record for most home runs (6). Junior outfielder Tracy Echols ties an SEC record by recording six hits in the contest.
May 25-28	Dudy Noble Field hosts its fifth NCAA regional in six years. The 1989 South Regional draws a then-NCAA-record 56,906 fans during the 11-game event, an average of 5,173 per game.
1990	
May 28	Jon Shave drives in Tommy Raffo with two out in the top of the eighth to cap a three-run MSU rally and give State a 4-3 win versus Florida State in the championship game of the NCAA South II Regional in Starkville. With the win, MSU earns its fifth trip to the College World Series in Omaha, Nebraska. Five Bulldogs were named to the all-tournament team, including MVP Burke Masters, whose dramatic ninth-inning grand slam against Florida State had earlier provided MSU with an 11-8 victory.
1992	
May 21	Left-hander B.J. Wallace strikes out 19 Nicholls State batters in 10 innings of work at the NCAA Midwest Regional in Starkville, setting a new MSU single-season record with 145 strikeouts. His mark breaks the old record of 136 set by Jeff Brantley in 1985. A month later, Montreal made Wallace the No. 3 overall pick in the MLB Draft.
1993	
May 8	State plays its 1,000th Southeastern Conference game, defeating in-state rival Ole Miss 10-2 in the first game of a doubleheader at Oxford.
1994	
October	Mississippi State's 10-man recruiting class is ranked the nation's best by Collegiate Baseball magazine, the highest national ranking for a class of MSU baseball newcomers.
1995	
January 7	Mississippi State head coach Ron Polk is inducted into the American Baseball Coaches Association Hall of Fame. Polk joins 160 other all-time amateur baseball coaching greats enshrined in the ABCA Hall of Fame, coach C.R. "Dudy" Noble, inducted in 1967, and Paul Gregory, who joined the group in 1977.

1996	
May 23-25	State returns to the NCAA postseason playoffs after a two-year absence, traveling to Palo Alto, California, to compete in the NCAA West Regional. Sophomore ace lefty Eric Dubose, who fanned 174 batters in 1996 to establish an MSU single-season strikeout record, went the distance in MSU's 6-2 win against UC Santa Barbara.
1997	
February 27	With MSU's 11-4 win versus Delta State at Dudy Noble Field, coach Ron Polk becomes the 16th college coach to reach 1,000 career wins.
April 19	In ceremonies prior to the Mississippi State-Alabama game, MSU's baseball facility is renamed Dudy Noble Field, Polk-DeMent Stadium in honor of coach Ron Polk and a longtime MSU baseball fan from Indianola, Mississippi, the late Gordon DeMent. In the game, MSU downs the eventual NCAA runners-up in an 11-10 thriller.
June 5	After hosting and winning the NCAA Midwest Regional and finishing tied for fifth at the College World Series in Omaha, Nebraska, MSU announces the retirement of head baseball coach Ron Polk and introduces Pat McMahon as the school's 14th head baseball coach. Polk, remaining on staff with the MSU administration in fund raising, announced August 18 the beginning of a drive to expand seating by more than 1,000 at MSU's home stadium, including the addition of 18 Diamond Suites.
1998	
February 17	Mississippi State launches the coaching era of Pat McMahon at Dudy Noble Field, Polk-DeMent Stadium with the Diamond Dawgs' season opener against South Alabama. The Jaguars, who eventually advanced to the finals of the 1998 NCAA East Regional, emerge with a closely-contested 14-13 win in a 12-inning marathon that lasted four hours and 30 minutes. It is the earliest home opener in the first 108 seasons of MSU Baseball.
May 24	The Bulldogs complete a remarkable late-season surge, downing host Texas A&M 11-5 in the title game of the NCAA Central Regional at College Station, Texas, to earn the school's first repeat appearance in the NCAA College World Series. State claims one-run wins versus Washington, Rice and Texas A&M to reach the regional finals. Earlier, State won eight of its last 11 SEC games, qualifying for the SEC Tournament on the final weekend of the season and earning an at-large berth in the NCAA Regional. In the summer, construction gets underway on the Diamond Suites/stadium expansion project at Dudy Noble Field, Polk-DeMent Stadium.
2000	
May 28	Ty Martin launches a dramatic solo home run in the bottom of the ninth to give MSU a 10-9 win against Notre Dame in the championship game of the NCAA Starkville Regional. The tournament attendance (47,365) sets an NCAA four-team regional record while the seven-game average (6,766) was the largest for an NCAA regional. Earlier MSU set a school record by selling 4,555 season tickets at expanded Dudy Noble Field, Polk-DeMent Stadium.
2001	
March 13	MSU stages a two-run rally with two outs in the ninth to post a 6-5 win at New Orleans and become the 18th NCAA baseball program to reach the 2,000-win milestone. For the second-consecutive year MSU fans break the school season ticket sales record by purchasing 4,585 season tickets.
May 20	Freshman Paul Maholm and sophomore Chris Young limit defending NCAA champ LSU to one run as the Bulldogs top the Tigers 4-1 in the championship game of the 2001 SEC Baseball Tournament in Hoover, Alabama. It is the second tourney win in relief for Young, who earns tournament MVP honors.
June 19	Ron Polk, the winningest coach in SEC history, is named head baseball coach at Mississippi State, replacing four-year MSU skipper Pat McMahon, who resigned to become head baseball coach at Florida. In 2001 Polk capped a two-year term at Georgia and became the second coach in NCAA history to guide teams at three different schools to the College World Series when he directed UGA to an SEC title and a trip to Omaha.
2005	
May 29	Mississippi State defeats instate rival Ole Miss 4-1 to complete a four-game tourney sweep and capture the 2005 SEC Baseball Tournament at the Hoover Met. It is MSU's sixth SEC Tournament championship and vaults State on to its ninth NCAA regional tournament in the past 10 seasons.
2007	
June 8-9	After winning the NCAA Tallahassee Regional in three games, Mississippi State hosted its first NCAA Super Regional June 8-9, knocking off Clemson 8-6 and 8-5 to earn the school's eighth berth in the NCAA College World Series. An NCAA Super Regional-record 26,335 jammed Dudy Noble Field for the two 11:30 a.m. games televised nationally on ESPN. With a single in MSU's regional-clinching 9-4 win at Florida State, senior second baseman/outfielder Jeffrey Rea breaks the MSU record for career hits, and with four hits at the College World Series, Rea concludes his career with 335 hits.
June 27	In Wichita, Kansas, junior catcher Edward Easley is named the recipient of the Johnny Bench Award as college baseball's best catcher. A supplemental first-round draft pick of the Arizona Diamondbacks, Easley earlier claimed college baseball's top honor in Mississippi, the Ferriss Trophy.

DIAMOND DAWG TIME LINE



2008	
March 27	Head coach Ron Polk announces that the 2008 season, his 29th at Mississippi State and his 35th in collegiate baseball, would be his final season as head coach of the Diamond Dawgs. The Bulldogs end the year with a 23-33 mark, the only sub-.500 season of his coaching career, and Polk concludes his career with 1,373 wins, then the seventh most in NCAA baseball history.
June 7	Former State standout John Cohen is introduced by then-MSU Director of Athletics Greg Byrne as MSU's 16th head baseball coach. Cohen, with previous coaching stints at Missouri, Northwestern State, Florida and Kentucky, was an All-SEC outfielder at State, helping the Bulldogs set the school-record for wins (54) en route to the 1989 SEC championship.
2009	
July 3	Former MSU coach Ron Polk and MSU and MLB great Rafael Palmeiro are among 10 inductees in the fourth class of the College Baseball Hall of Fame in Lubbock, Texas. They join a third player with MSU ties enshrined in the hall of fame, former State great Will Clark, a member of the inaugural hall of fame induction class in 2006.
2010	
June 18	Former MSU and MLB great Will Clark leads the national fan balloting for the College World Series Legends Team, honoring the sport's all-time greats that competed in the 60 College World Series held at Rosenblatt Stadium.
2011	
June 12	Nick Vickerson swats a dramatic two-run walk-off home run against No. 1 national seed Florida to send the Bulldogs to the title game of the NCAA Gainesville Super Regional. State, which earlier won the NCAA Atlanta Regional with a 3-0 mark, builds a 6-4 seventh-inning lead in the title game before bowing to the eventual national finalists. MSU's advancement to NCAA postseason play marks the 31st time in program history and the first since 2007.
2012	
May 27	SEC Pitcher of the Year Chris Stratton picks up his first career save to close out a 3-0 shutout of Vanderbilt as State claims its seventh SEC Tourney crown and the school's 32nd NCAA postseason advancement. Shortstop Adam Frazier goes 12-for-23 (.522) in the six-game stretch to earn MVP honors and joins Jonathan Holder and Demarcus Henderson on the all-tournament team. Stratton, the winner of the Ferriss Trophy, later becomes the 11th MSU player taken in the first round of the MLB draft.
2013	
Feb. 16	Demarcus Henderson delivers a clutch RBI single in the sixth inning and All-American closer Jonathan Holder tosses 1.2 innings of shutout relief as Mississippi State defeats Portland, 2-1, for MSU's 1,000th win at the current site of Dudy Noble Field, MSU's on-campus baseball home since 1967.
May 16	A total of 9,341 fans attend MSU's game vs. No. 2 LSU at Dudy Noble Field, pushing the "Carnegie Hall of College Baseball" past the five million attendance mark.
June 9	The Bulldogs hold on for a dramatic 6-5 win in game two of the NCAA Charlottesville Super Regional, clinching its ninth trip to Omaha. With the win, MSU becomes the fifth program in NCAA history and the only SEC team ever to make it to the NCAA College World Series in five-straight decades. On the same weekend, MSU All-American Hunter Renfroe (San Diego) becomes the 12th player in school history to be taken in the first round of the MLB Draft.
June 25	The Maroon and White play in the NCAA College World Series Championship Series for the first time ever as Omaha turns into "Dudy Noble North." John Cohen's ballclub battles UCLA in front of the largest single-game crowd in the history of TD Ameritrade Park (27,127) and the seventh-highest attended game in CWS history. The Bulldogs fall short against the Bruins in two games, but finish 2013 51-20 for the best finish in school history (NCAA Finalist).
2014	
April 12	Mississippi State break their own NCAA on-campus attendance record as 15,586 Bulldog fans attend a 6-5 victory against in-state rival Ole Miss. Trailing 5-2 in the bottom of the 10th, All-SEC freshman catcher Gavin Collins ripped an RBI walkoff single to cap a monster four-run 10th inning. A total of 39,181 fans attend the three-game series April 11-13, marking a new NCAA on-campus attendance record for a three-game series.

2016	
May 21	Mississippi State clinches its 11th SEC Championship in program history and the first regular season conference title since 1989 by defeating Arkansas 9-4 in front of 8,421 fans at Dudy Noble Field.
May 23	Jake Mangum becomes the first freshman to win the CSpire Ferriss Trophy, awarded annually to the top college baseball player in Mississippi. He also becomes the first Bulldog to take SEC Freshman of the Year honors. To add to that, Mangum is named to the All-SEC first team, making him the first MSU freshman since Rafael Palmeiro (1983) to do so.
May 30	MSU was awarded a national seed in the NCAA Tournament for the first time ever, being awarded the No. 6 national seed and hosting its 13th NCAA Regional.
June 29	Jake Mangum is officially named the SEC batting champion, becoming the first freshman in school history to do so. He is the first to capture the title since Brett Pirtle in 2014, giving the Diamond Dawgs two out of the last three leaders in that category.
Nov. 5	Andy Cannizaro is introduced by MSU Director of Athletics John Cohen as MSU's 17th head baseball coach.
2017	
May 22	After posting one of the most impressive regular seasons in the history of Southeastern Conference baseball, Brent Rooker becomes the first-ever Diamond Dawg to be named SEC Player of the Year. Through the 55-game regular season, Rooker hits .415 with 85 hits, in addition to being named First Team All-SEC.
June 5	Having dropped the opening game of the NCAA Hattiesburg Regional, State rallies to win four-straight games (all in just a two-day span) to become the 22nd team in the history of the current 64-team NCAA Tournament format (since 1999) to win a regional after dropping its opening game.
June 6	Once it was determined that MSU would not host the NCAA Regional or Super Regional rounds, the demolition of Dudy Noble Field begins to start the process that would lead to the construction for the \$68 million new Dudy Noble Field.
June 28	The first Southeastern Conference player to ever surpass 20 home runs, 30 doubles and 75 RBIs in a single season, Brent Rooker claims the SEC triple crown by leading the league in batting average (.387), home runs (23) and RBIs (82). Rooker becomes just the second player ever to accomplish the feat, joining fellow Diamond Dawg Rafael Palmeiro (1984). Rooker also finished with a school-record 30 doubles and was the first Division I player to record 20 home runs, 30 doubles and 75 RBIs in a single season since Clemson's Khalil Green in 2002.
2018	
April 7	Under the guide of interim head coach Gary Henderson, the Bulldogs return to the half-built Dudy Noble Field to host rival and third-ranked Ole Miss after losing their first three SEC series. Sitting at 15-15 overall, State captures a walk-off victory in the rubber game of the matchup for its first SEC series win of the season. MSU would go on to defeat the Rebels later in the month at Trustmark Park in Pearl, Mississippi, to secure its third-consecutive Governor's Cup victory.
May 19	In the last game of the regular season, the Diamond Dawgs defeat No. 1-ranked Florida, 13-6, to complete the series sweep and earn a spot in the SEC Tournament. MSU finishes the regular season 15-15 in SEC play, which would be enough to earn a spot in the NCAA Tournament.
June 4	Mississippi State becomes the first program in the history of the current 64-team NCAA Tournament format to win a regional after losing its opening game in back-to-back seasons. Following a 20-10 defeat to Oklahoma in their first game, the Diamond Dawgs rally to win four-straight games, including a dramatic walk-off win against host Florida State and consecutive victories against Oklahoma, and clinch the regional title. Five Bulldogs earn all-regional honors and junior Elijah MacNamee is named the tournament's Most Valuable Player after his three-run walk-off home run against the Seminoles kept MSU alive in the regional.
June 8	MacNamee delivers a walk-off blast for the second time during State's postseason run to lift MSU to a 10-8 victory at Vanderbilt in the opening game of the Nashville Super Regional. Two days later, the Bulldogs outlast the Commodores in an 11-inning battle in the series finale to punch their ticket to the College World Series for the 10th time in program history.
June 16-23	The Bulldogs win their first two games in Omaha to advance to the semifinals before dropping two games to eventual national champion Oregon State. Luke Alexander caps a tense opener with a walk-off RBI single to beat Washington, 1-0, and Jordan Westburg ties a College World Series record with seven RBIs in a 12-1 win over North Carolina. Second baseman Hunter Stovall is named to the all-tournament team.



SEC POSTSEASON

PLAYOFF FORMAT

1948		3-0 (1st)
vs. Auburn	W	6-2
vs. Auburn	W	8-5
vs. Auburn	W	4-3

1949		3-1 (1st)
Kentucky	W	6-3
Kentucky	W	9-2
at Kentucky	L	2-3
at Kentucky	W	7-5

1953		0-2 (2nd)
vs. Georgia	L	1-3
vs. Georgia	L	0-1

1962		1-2 (2nd)
at Florida	L	3-8
Florida	W	3-2
Florida	L	7-8

1965		2-1 (1st)
Auburn	W	10-1
at Auburn	L	2-3
at Auburn	W	2-1

1966		2-0 (1st)
at Tennessee	W	7-4
Tennessee	W	9-3

1970		2-1 (1st)
at Tennessee	L	4-8
Tennessee	W	4-3
Tennessee	W	1-0

1971		2-0 (1st)
Vanderbilt	W	5-1
at Vanderbilt	W	3-1

FOUR-TEAM FORMAT

1977		Oxford, Miss.	1-2 (3rd)
vs. Florida	L	1-3	
vs. Vanderbilt	W	15-2	
at Ole Miss	L	3-11	

1978		Gainesville, Fla.	3-2 (2nd)
at Florida	W	8-3	
vs. Auburn	L	7-10	
vs. Georgia	W	9-3	
vs. Auburn	W	3-2	
vs. Auburn	L	5-8	

1979		Starkville, Miss.	3-0 (1st)
KENTUCKY	W	6-5	
LSU	W	12-5	
FLORIDA	W	12-11	

1981		Starkville, Miss.	1-2 (3rd)
KENTUCKY	W	3-2	
FLORIDA	L	3-8	
KENTUCKY	L	2-3	

1983		Starkville, Miss.	2-2 (2nd)
TENNESSEE	L	11-20	
FLORIDA	W	5-3	
TENNESSEE	W	9-4	
ALABAMA	L	9-10	

1984		Gainesville, Fla.	1-2 (3rd)
vs. Tennessee	L	11-13	
vs. Alabama	W	8-4	
vs. Tennessee	L	3-8	

1985		Baton Rouge, La.	3-0 (1st)
vs. Florida	W	8-3	
vs. Georgia	W	2-0	
vs. Georgia	W	8-3	

SIX-TEAM FORMAT

1987		Athens, Ga.	4-0 (1st)
at Georgia	W	6-5	
vs. Florida	W	5-4	
vs. Auburn	W	4-3	
vs. LSU	W	13-3	

1988		Starkville, Miss.	3-2 (2nd)
AUBURN	W	10-7	
KENTUCKY	W	6-5	
GEORGIA	W	4-2	
FLORIDA	L	1-3	
FLORIDA	L	3-5	

1989		Gainesville, Fla.	1-2 (T-4th)
vs. Auburn	L	3-5	
vs. Alabama	W	11-10	
vs. Georgia	L	6-15	

1990		Hoover, Ala.	4-1 (T-1st)
vs. Auburn	W	16-2	
vs. LSU	L	8-17	
vs. Florida	W	8-2	
vs. Vanderbilt	W	17-9	
vs. LSU	W	3-1	

1991		Baton Rouge, La.	2-2 (3rd)
vs. Alabama	W	15-10	
at LSU	L	2-8	
vs. Auburn	W	1-0	
at LSU	L	4-9	

EIGHT-TEAM FORMAT

1992		New Orleans, La.	1-2 (5th)
vs. Georgia	L	4-6	
vs. Auburn	W	4-1	
vs. Georgia	L	3-6	

SIX-TEAM FORMAT

1993		Baton Rouge, La.	3-2 (2nd)
vs. Arkansas	L	2-5	
at LSU	W	5-3	
vs. Ole Miss	W	3-2	
vs. Auburn	W	13-10	
at LSU	L	3-7	

1994		Oxford, Miss.	2-2 (3rd)
at Ole Miss	W	4-1	
vs. Auburn	L	1-2	
at Ole Miss	W	10-2	
vs. Auburn	L	5-9	

1995		Starkville, Miss.	1-2 (5th)
AUBURN	W	1-0	
LSU	L	6-14	
ALABAMA	L	3-6	

EIGHT-TEAM FORMAT

1996		Hoover, Ala.	1-2 (5th)
vs. Vanderbilt	W	8-5	
vs. Florida	L	5-6 (10)	
vs. Kentucky	L	1-4	

1997		Columbus, Ga.	1-2 (5th)
vs. South Carolina	W	12-9	
vs. Alabama	L	3-16	
vs. Auburn	L	4-5	

1998		Hoover, Ala.	2-2 (4th)
vs. South Carolina	W	9-8	
vs. Arkansas	L	3-10	
vs. LSU	W	7-5	
vs. Arkansas	L	3-7	

1999		Hoover, Ala.	2-2 (4th)
vs. South Carolina	W	7-5 (10)	
vs. Alabama	L	3-4	
vs. Ole Miss	W	2-0	
vs. Alabama	L	11-12	

POSTSEASON HISTORY

2000		Hoover, Ala.	0-2 (T-7th)
vs. Alabama	L	3-9	
vs. Georgia	L	0-5	

2001		Hoover, Ala.	4-1 (1st)
vs. South Carolina	W	2-1	
vs. Georgia	W	8-4	
vs. South Carolina	L	6-7	
vs. South Carolina	W	1-0	
vs. LSU	W	4-1	

2002		Hoover, Ala.	1-2 (5th)
vs. Alabama	L	2-12	
vs. Georgia	W	10-3	
vs. Florida	L	0-5	

2003		Hoover, Ala.	2-2 (4th)
vs. Ole Miss	W	5-4 (12)	
vs. LSU	L	2-7	
vs. Ole Miss	W	4-1	
vs. LSU	L	5-17	

2005		Hoover, Ala.	4-0 (1st)
vs. LSU	W	9-2	
vs. South Carolina	W	6-2	
vs. Tennessee	W	3-2	
vs. Ole Miss	W	4-1	

2007		Hoover, Ala.	0-2 (T-7th)
vs. Ole Miss	L	1-3	
vs. Vanderbilt	L	2-3	

2011		Hoover, Ala.	0-2 (T-7th)
vs. Florida	L	5-7	
vs. Arkansas	L	2-7	

10-TEAM FORMAT

2012		Hoover, Ala.	5-1 (1st)
vs. Arkansas	W	9-1	
vs. LSU	W	3-2	
vs. Kentucky	L	1-5	
vs. LSU	W	4-3 (10)	
vs. Kentucky	W	2-1	
vs. Vanderbilt	W	3-0	

12-TEAM FORMAT

2013		Hoover, Ala.	3-1 (T-3rd)
vs. Missouri	W	2-1 (17)	
vs. South Carolina	W	5-3	
vs. Texas A&M	W	6-4	
vs. Vanderbilt	L	8-16	

2014		Hoover, Ala.	2-2 (T-5th)
vs. Georgia	W	5-4 (10)	
vs. South Carolina	W	12-0 (7)	
vs. Kentucky	L	6-7	
vs. Florida	L	1-5	

2016		Hoover, Ala.	1-2 (T-5th)
vs. Alabama	W	4-1	
vs. LSU	L	2-6	
vs. Florida	L	2-12	

2017		Hoover, Ala.	2-2 (T-5th)
vs. Georgia	W	3-0	
vs. Arkansas	W	4-3	
vs. Florida	L	3-12	
vs. Arkansas	L	2-9	

2018		Hoover, Ala.	0-1 (T-9th)
vs. LSU	L	5-8	

POSTSEASON HISTORY



SEC ALL-TOURNAMENT TEAM

(63 student-athletes, 70 honors)

Year	Pos.	Player	Year	Pos.	Player	Year	Pos.	Player
1978	C	Russ Aldrich	1990	P	Jon Harden	2014	OF	C.T. Bradford
	OF	Del Bender		3B	Burke Masters		C	Gavin Collins
	P	Jack Lazorko		OF	David Mitchell	2016	P	Zac Houston
	3B	John McDonald		2B	Scott Mitchell			
1979				1B	Tommy Raffo			
	OF	Mike Kelley	1991	P	Bobby Reed			
	OF	Bob Kocol		3B	Chuck Daniel			
	P	Ken Kurtz		2B	Paul Petruilis			
	C	John McDonald		P	B.J. Wallace			
1981	1B	Tim Weisheim	1993	DH	Steve Hegan			
	OF	Mark Gillaspie		P	Gary Rath			
	UT	Dave Klipstein		OF	Ricky Joe Redd			
	P	Don Mundie	1994	OF	Ricky Joe Redd			
1983	3B	Lou Sottile		P	Eric DuBoise			
	P	Jeff Brantley	1995	SS	Brad Freeman			
	OF	Rafael Palmeiro		P	Tanner Brock			
	SS	Bob Parker	1999	DH	Travis Chapman			
1984	2B	Pete White		OF	Jamie Rock			
	SS	Bob Parker		DH	Jon Knott			
	DH	Bobby Thigpen	2001	P	Brandon Medders			
1985	P	Jeff Brantley		OF	Josh West			
	C	Roark McDonald		P	Chris Young			
	P	Gene Morgan						
	3B	John Scott	2003	2B	Thomas Berkery			
	2B	Gator Thiesen		P	Jamie Gant			
1987	OF	Bobby Thigpen		3B	Steve Gendron			
	OF	Dan Van Cleve	2005	OF	Jeff Butts			
	P	Terry Ellis		P	Todd Doolittle			
	DH	Richie Grayum		2B	Jeffrey Rea			
	OF	Jody Hurst	2012	SS	Adam Frazier			
1988	1B	John Mitchell		OF	Demarcus Henderson			
	OF	Dan Paradoa		P	Jonathan Holder			
	SS	Brad Hildreth	2013	SS	Adam Frazier			
	1B	Tommy Raffo		OF	Hunter Renfroe			
	C	Barry Winford						

ALL-TIME SEC TOURNAMENT OPPONENTS

(33 appearances)

Opponent	W-L	First Meeting	Last Meeting	Opponent	W-L	First Meeting	Last Meeting	Opponent	W-L	First Meeting	Last Meeting
Alabama	4-7	1983	2016	Kentucky	4-4	1979	2014	Tennessee	2-3	1983	2005
Arkansas	2-5	1993	2017	LSU	9-9	1979	2018	Texas A&M	1-0	2013	--
Auburn	8-6	1978	1997	Ole Miss	7-2	1977	2007	Vanderbilt	4-2	1977	2013
Florida	6-10	1977	2017	Missouri	1-0	2013	---	Double-Elimination Record		65-53	
Georgia	9-4	1978	2017	South Carolina	8-1	1997	2014				



NCAA POSTSEASON

POSTSEASON HISTORY

1949	1-2
District III Tournament	1-2 Charlotte, N.C.
vs. Richmond	W 2-0
vs. Wake Forest	L 3-4
vs. Kentucky	L 2-5
1953	1-2
District III Tournament	1-2 Durham, N.C.
at Duke	L 3-9
vs. Rollins	W 6-5
at Duke	L 4-5
1965	1-2
District III Tournament	Gastonia, N.C.
vs. Florida State	W 6-3
vs. Furman	L 2-5
vs. Florida State	L 2-6
1966	1-2
District III Tournament	Gastonia, N.C.
vs. Florida State	W 4-3
vs. North Carolina	L 4-5
vs. Florida State	L 0-7
1970	2-2
District III Tournament	Gastonia, N.C.
vs. Maryland	L 2-3
vs. East Carolina	W 12-6
vs. Maryland	W 8-4
vs. Florida State	L 4-5
1971	3-3
District III Tournament	3-1 (1st) Gastonia, N.C.
vs. Maryland	W 2-1
vs. Miami (Fla.)	W 7-3
vs. Georgia Tech	L 8-20
vs. Georgia Tech	W 5-2
College World Series	0-2 (T7th) Omaha, Neb.
vs. Tulsa	L 2-5
vs. BYU	L 1-3
1978	2-2
South Central Regional	2-2 (2nd) Arlington, Texas
vs. Baylor	L 0-3
vs. Louisiana Tech	W 6-5
vs. Pan American	W 7-5
vs. Baylor	L 3-6
1979	5-3
South Regional	4-1 (1st) Starkville, Miss.
NEW ORLEANS	L 11-13
TULANE	W 12-4
NEW ORLEANS	W 13-10
MURRAY STATE	W 8-6
MURRAY STATE	W 18-8
College World Series	1-2 (T5th) Omaha, Neb.
vs. Cal State Fullerton	W 6-1
vs. Texas	L 2-8
vs. Pepperdine	L 4-5
1981	4-2
Atlantic Regional	3-0 (1st) Clemson, S.C.
vs. East Tennessee State	W 7-6
vs. Wichita State	W 5-1
vs. East Tennessee State	W 6-5
College World Series	1-2 (T5th) Omaha, Neb.
vs. Michigan	W 4-0
vs. Arizona State	L 3-4
vs. South Carolina	L 5-6

1983	3-2
Central Regional	3-2 (2nd) Austin, Texas
vs. Tulane	W 4-2
at Texas	W 6-2
vs. Pan American	W 7-5
at Texas	L 0-7
at Texas	L 3-12
1984	3-2
South II Regional	3-2 (2nd) Starkville, Miss.
SOUTH CAROLINA	L 1-4
NEW ORLEANS	W 11-4
EASTERN KENTUCKY	W 13-8
SOUTH CAROLINA	W 18-9
NEW ORLEANS	L 3-6
1985	4-3
South I Regional	3-1 (1st) Starkville, Miss.
WEST VIRGINIA	W 10-1
NEW ORLEANS	W 8-4
MICHIGAN	L 6-14
MICHIGAN	W 19-8
College World Series	2-2 (T3rd) Omaha, Neb.
vs. Oklahoma State	W 12-3
vs. Arkansas	W 5-4
vs. Texas	L 7-12
vs. Miami (Fla.)	L 5-6
1987	1-2
Midwest Regional	1-2 (4th) Starkville, Miss.
N.C. STATE	W 10-6
TEXAS A&M	L 4-7
WESTERN CAROLINA	L 1-8
1988	2-2
South Regional	2-2 (2nd) Starkville, Miss.
WESTERN CAROLINA	W 7-4
CAL STATE FULLERTON	L 1-5
MIDDLE TENNESSEE STATE	W 12-4
CAL STATE FULLERTON	L 3-5
1989	4-2
South Regional	4-2 (2nd) Starkville, Miss.
WESTERN CAROLINA	W 8-0
NICHOLLS STATE	W 11-2
NORTH CAROLINA	L 1-2
INDIANA STATE	W 11-2
NORTH CAROLINA	W 6-0
NORTH CAROLINA	L 1-7
1990	5-3
South II Regional	4-1 (1st) Starkville, Miss.
BYU	W 16-5
ILLINOIS	W 5-3
FLORIDA STATE	W 11-8
FLORIDA STATE	L 9-11
FLORIDA STATE	W 4-3
College World Series	1-2 (T5th) Omaha, Neb.
vs. Georgia	L 0-3
vs. Georgia Southern	W 15-1
vs. Stanford	L 1-6
1991	2-2
Northeast Regional	2-2 (3rd) Orono, Maine
vs. Towson	W 10-4
at Maine	W 6-5
vs. Clemson	L 9-10
at Maine	L 5-8
1992	2-2
Midwest Regional	2-2 (3rd) Starkville, Miss.
NICHOLLS STATE	W 1-0
OKLAHOMA	W 9-6
OKLAHOMA	L 6-10
UCLA	L 2-3

1993	0-2
East Regional	0-2 (T5th) Tallahassee, Fla.
vs. Notre Dame	L 1-15
vs. Long Beach State	L 1-2
1996	1-2
West Regional	1-2 (4th) Palo Alto, Calif.
vs. UC Santa Barbara	W 6-2
at Stanford	L 6-8
vs. Cal State Northridge	L 19-20
1997	6-3
Midwest Regional	5-1 (1st) Starkville, Miss.
OHIO STATE	W 8-5
WASHINGTON	L 4-5
TENNESSEE TECH	W 25-5
GEORGIA TECH	W 10-2
WASHINGTON	W 7-5
WASHINGTON	W 4-3
College World Series	1-2 (T5th) Omaha, Neb.
vs. Alabama	L 2-3
vs. UCLA	W 7-5
vs. Alabama	L 5-9
1998	5-3
Central Regional	4-1 (1st) College Station, Texas
vs. Washington	W 7-6
at Texas A&M	L 3-4
vs. Rice	W 15-14
at Texas A&M	W 10-9
at Texas A&M	W 11-5
College World Series	1-2 (T5th) Omaha, Neb.
vs. Florida	W 14-13
vs. LSU	L 8-10
vs. Southern California	L 1-7
1999	2-2
Columbus Regional	2-2 (2nd) Columbus, Ohio
vs. Nebraska	W 18-14
at Ohio State	L 3-6
vs. Nebraska	W 13-7
at Ohio State	L 7-10
2000	3-3
Starkville Regional	3-1 (1st) Starkville, Miss.
SOUTH ALABAMA	W 9-2
NOTRE DAME	W 9-1
NOTRE DAME	L 0-7
NOTRE DAME	W 10-9
Clemson Super Regional	0-2 Clemson, S.C.
at Clemson	L 4-11
at Clemson	L 4-9
2001	3-2
Columbus Regional	3-0 (1st) Columbus, Ohio
vs. Kent State	W 9-8 (10)
vs. Delaware	W 4-3
vs. Kent State	W 14-4
Fullerton Super Regional	0-2 Fullerton, Calif.
at Cal State Fullerton	L 2-13
at Cal State Fullerton	L 3-9
2003	2-2
Starkville Regional	2-2 (2nd) Starkville, Miss.
MIDDLE TENNESSEE STATE	W 10-4
NORTH CAROLINA	L 5-10
MISSOURI	W 10-5
NORTH CAROLINA	L 6-8 (11)
2004	1-2
Atlanta Regional	1-2 (3rd) Atlanta, Ga.
vs. Texas Tech	L 6-10
vs. Jacksonville State	W 7-6
vs. Texas Tech	L 7-17



POSTSEASON HISTORY

2005	2-2	2-2
Coral Gables Regional	2-2 (2nd)	Coral Gables, Fla.
vs. Florida Atlantic	W	13-2
at Miami (Fla.)	L	1-4
vs. Florida Atlantic	W	8-4
at Miami (Fla.)	L	4-10

2006	2-2	2-2
Clemson Regional	2-2 (2nd)	Clemson, S.C.
vs. Elon	L	4-5
vs. UNC Asheville	W	5-4
vs. Elon	W	12-3
at Clemson	L	6-8

2007	5-2	5-2
Tallahassee Regional	3-0 (1st)	Tallahassee, Fla.
vs. Stetson	W	6-3
at Florida State	W	3-0
at Florida State	W	9-4
Starkville Super Regional	2-0	Starkville, Miss.
CLEMSON	W	8-6
CLEMSON	W	8-5
College World Series	0-2 (77th)	Omaha, Neb.
vs. North Carolina	L	5-8
vs. Louisville	L	4-12

2011	4-2	4-2
Atlanta Regional	3-0 (1st)	Atlanta, Ga.
vs. Southern Miss	W	3-0
vs. Austin Peay	W	8-3
at Georgia Tech	W	7-3
Gainesville Super Regional	1-2	Gainesville, Fla.
at Florida	L	1-11
at Florida	W	4-3
at Florida	L	6-8

2012	1-2	1-2
Tallahassee Regional	1-2 (3rd)	Tallahassee, Fla.
vs. Samford	L	0-5
vs. UAB	W	8-1
vs. Samford	L	2-3

2013	8-3	8-3
Starkville Regional	3-1 (1st)	Starkville, Miss.
CENTRAL ARKANSAS	W	5-3
SOUTH ALABAMA	W	6-2
CENTRAL ARKANSAS	L	2-5
CENTRAL ARKANSAS	W	6-1
Charlottesville Super Regional	2-0	Charlottesville, Va.
at Virginia	W	11-6
at Virginia	W	6-5
College World Series	3-2 (2nd)	Omaha, Neb.
vs. Oregon State	W	5-4
vs. Indiana	W	5-4
vs. Oregon State	W	4-1
vs. UCLA (CWS Finals)	L	1-3
vs. UCLA (CWS Finals)	L	0-8

2014	2-2	2-2
Lafayette Regional	2-2 (2nd)	Lafayette, La.
vs. San Diego State	W	5-2
vs. Jackson State	W	3-1
at Louisiana-Lafayette	L	8-14
at Louisiana-Lafayette	L	3-5

2016	3-0	3-2
Starkville Regional	3-0 (1st)	Starkville, Miss.
SOUTHEAST MISSOURI	W	9-5
CAL STATE FULLERTON	W	4-1
LOUISIANA TECH	W	4-0

Starkville Super Regional	0-2	Starkville, Miss.
ARIZONA	L	0-1
ARIZONA	L	5-6

2017	4-3	4-3
Hattiesburg Regional	4-1 (1st)	Hattiesburg, Miss.
vs. South Alabama	L	3-6
vs. Illinois-Chicago	W	5-4
vs. South Alabama	W	7-3
at Southern Miss	W	8-1
at Southern Miss	W	8-6

Baton Rouge Super Regional	0-2	Baton Rouge, La.
at LSU	L	3-4
at LSU	L	4-14

2018	8-4	8-4
Tallahassee Regional	4-1 (1st)	Tallahassee, Fla.
vs. Oklahoma	L	10-20
at Florida State	W	3-2
vs. Samford	W	9-8
vs. Oklahoma	W	13-5
vs. Oklahoma	W	8-1

Nashville Super Regional	2-1	Nashville, Tenn.
at Vanderbilt	W	10-8
at Vanderbilt	L	3-4
at Vanderbilt	W	10-6

College World Series	2-2 (T3rd)	Omaha, Neb.
vs. Washington	W	1-0
vs. North Carolina	W	12-2
vs. Oregon State	L	2-12
vs. Oregon State	L	2-5

BY THE NUMBERS: NCAA TOURNAMENT

OVERALL	
Appearances:	37
Record:	109-85 (.562)
NCAA REGIONAL	(Since 1975)
Regional Appearances:	31
Regional Titles:	14
Regional Record:	81-43 (.658)

NCAA DISTRICT PLAYOFFS	(1954-74)
District III Appearances:	6
District III Titles:	1
District III Record:	9-11 (.450)
NCAA SUPER REGIONAL	(Since 1999)
Super Regional Appearances:	8
Super Regional Titles:	3
Super Regional Record:	7-11 (.389)

COLLEGE WORLD SERIES	(Since 1947)
College World Series Appearances:	10
Best College World Series Finish:	2013 (Finalist)
College World Series Record:	12-20 (.375)
INDIVIDUAL HONORS	
NCAA All-Regional Selections:	117
NCAA Regional MVP:	15
College World Series All-Tournament Team:	10



POSTSEASON HISTORY

NCAA REGIONAL ALL-TOURNAMENT TEAM

(93 student-athletes, 117 honors)

Year	Pos.	Player	
1978	CF	Mike Kelley	
	1B	Tim Weisheim	
1979	SS	Boyd Conner	
	OF	Mike Kelley	
	C	John McDonald	MVP
	UT	Larry Pavlou	
1981	P	Steve D'Ercole	MVP
	OF	Mark Gillaspie	
	C	Terry Loe	
	OF	Brad Winkler	
1983	OF	Brad Winkler	
1984	1B	Will Clark	
	OF	Bobby Locke	
	OF	Rafael Palmeiro	
	OF	Dan Van Cleve	
1985	P	Jeff Brantley	MVP
	1B	Will Clark	
	C	Roark McDonald	
	P	Gene Morgan	
	OF	Rafael Palmeiro	
	2B	Gator Thiesen	
	OF	Dan Van Cleve	
1987	2B	Burke Masters	
	1B	John Mitchell	
	SS	Brad Hildreth	
1988	OF	Jody Hurst	
	C	Barry Winford	
1989	OF	Tracy Echols	
	DH	Burke Masters	
	1B	Tommy Raffo	
	P	Bobby Reed	
	C	Barry Winford	
	3B	Pete Young	
1990	OF	Tracy Echols	MVP
	3B	Burke Masters	
	SS	Jon Shave	
	1B	Tommy Raffo	
	P	Bobby Reed	
1991	1B	Rob Norman	
1992	OF	Ron Brown	
	C	Matt Carpenter	
	SS	Paul Petruilis	
	P	B.J. Wallace	MVP
1996	1B	Richard Lee	

Year	Pos.	Player	
1997	OF	Brooks Bryan	
	2B	Travis Chapman	
	P	Eric DuBose	MVP
	C	Barry Patton	
	3B	Adam Piatt	
	OF	Rusty Thoms	
1998	OF	Brooks Bryan	MVP
	1B	Richard Lee	
1999	SS	Travis Chapman	
	OF	Brian Wiese	
	1B	Cliff Wren	
2000	3B	Travis Chapman	
	P	Mark Freed	
	OF	Shane Kelly	
	DH	Ty Martin	MVP
	OF	Phillip Willingham	
	2B	Daron Wright	
2001	1B	Matthew Brinson	MVP
	3B	Steve Gendron	
	P	Paul Maholm	
	OF	Casey Long	
2003	OF	Brad Corley	
	P	Jamie Gant	
	3B	Steve Gendron	
	DH	Robby Goodson	
	SS	Matthew Maniscalco	
	C	Craig Tatum	
2004	OF	Joseph Hunter	
2005	OF	Jeff Butts	
	OF	Brad Corley	
2006	DH	Brian LaNinfa	
	C	Joseph McCaskill	
	OF	Mitch Moreland	
	P	Justin Pigott	
2007	3B	Russ Sneed	
	2B	Brandon Turner	
	OF	Jeffrey Rea	
	P	Justin Pigott	MVP
2011	2B	Nick Vickerson	
	1B	Cody Freeman	
	OF	Brent Brownlee	
	OF	C.T. Bradford	MVP
	OF	Jaron Shepherd	
	P	Evan Mitchell	
	P	Nick Routt	

Year	Pos.	Player	
2012	1B	Wes Rea	
	2B	Matthew Britton	
	SS	Adam Frazier	
	C	Brett Slauter	
2013	3B	Alex Detz	MVP
	P	Chad Girodo	
	2B	Brett Pirtle	
	1B	Wes Rea	
	OF	Hunter Renfroe	
2014	OF	C.T. Bradford	
	P	Jonathan Holder	
	2B	Brett Pirtle	
2016	SS	Ryan Gridley	
	P	Zac Houston	
	OF	Reid Humphreys	
	C	Jack Kruger	
	OF	Jake Mangum	
	DH	Brent Rooker	MVP
2017	P	Jacob Billingsley	
	OF	Cody Brown	MVP
	SS	Ryan Gridley	
	OF	Jake Mangum	
	2B	Hunter Stovall	
2018	C	Dustin Skelton	
	OF	Elijah MacNamee	MVP
	OF	Rowley Jordan	
	OF	Jake Mangum	
	P	J.P. France	

COLLEGE WORLD SERIES ALL-TOURNAMENT TEAM

(10 student-athletes, 10 honors)

Year	Pos.	Player
1981	OF	Mark Gillaspie
	P	Don Mundie
1985	1B	Will Clark
	SS	Frank Davis
	OF	Dave Van Cleve
2013	1B	Wes Rea
	2B	Brett Pirtle
	OF	Hunter Renfroe
	DH	Trey Porter
2018	2B	Hunter Stovall

POSTSEASON HISTORY



ALL-TIME NCAA TOURNAMENT OPPONENTS (37 appearances, 87 different opponents)

Opponent	Record	Opponent	Record	Opponent	Record	Opponent	Record
Alabama	0-2	Georgia	0-1	Murray State	2-0	Southern Miss	3-0
Arizona	0-2	Georgia Southern	1-0	Nebraska	2-0	Stanford	0-2
Arizona State	0-1	Georgia Tech	3-1	New Orleans	3-2	Stetson	1-0
Arkansas	1-0	Illinois	1-0	Nicholls State	2-0	South Alabama	2-1
Austin Peay	1-0	Illinois-Chicago	1-0	North Carolina	2-6	Southeast Missouri	1-0
Baylor	0-2	Indiana	1-0	UNC-Asheville	1-0	Tennessee Tech	1-0
BYU	1-1	Indiana State	1-0	NC State	1-0	Texas	1-4
Cal Santa Barbara	1-0	Jackson State	1-0	Notre Dame	2-2	Texas A&M	2-2
Cal State Fullerton	2-4	Jacksonville State	1-0	Ohio State	1-2	Texas Tech	0-2
Cal State Northridge	0-1	Kent State	2-0	Oklahoma	3-2	Towson	1-0
Central Arkansas	2-1	Kentucky	0-1	Oklahoma State	1-0	Tulane	2-0
Clemson	2-4	Long Beach State	0-1	Oregon State	2-2	Tulsa	0-1
Delaware	1-0	Louisiana-Lafayette	0-2	Pan American	2-0	UAB	1-0
Duke	0-2	Louisiana Tech	2-0	Pepperdine	0-1	UCLA	1-3
East Carolina	1-0	Louisville	0-1	Rice	1-0	Vanderbilt	2-1
Eastern Kentucky	1-0	LSU	0-1	Richmond	1-0	Virginia	2-0
East Tennessee State	2-0	Maine	1-1	Rollins	1-0	Wake Forest	0-1
Elon	1-1	Maryland	2-1	Samford	1-2	Washington	4-1
Florida	2-2	Miami (Fla.)	1-3	San Diego State	1-0	Western Carolina	2-1
Florida Atlantic	2-0	Michigan	2-1	South Alabama	1-0	West Virginia	1-0
Florida State	7-4	Middle Tennessee State	2-0	South Carolina	1-2	Wichita State	1-0
Furman	0-1	Missouri	1-0	Southern California	0-1		

ALL-TIME DISTRICT III OPPONENTS (6 appearances, 12 different opponents)

Opponent	Record	Opponent	Record	Opponent	Record
Duke	0-2	Georgia Tech	1-1	North Carolina	0-1
East Carolina	1-0	Kentucky	0-1	Richmond	1-0
Florida State	2-3	Maryland	2-1	Rollins	1-0
Furman	0-1	Miami (Fla.)	1-0	Wake Forest	0-1

ALL-TIME NCAA REGIONAL OPPONENTS (31 appearances, 63 different opponents)

Opponent	Record	Opponent	Record	Opponent	Record	Opponent	Record
Austin Peay	1-0	Illinois-Chicago	1-0	North Carolina	1-4	Tennessee Tech	1-0
Baylor	0-2	Indiana State	1-0	UNC-Asheville	1-0	Texas	1-2
BYU	1-0	Jackson State	1-0	NC State	1-0	Texas A&M	2-2
Baylor	0-2	Jacksonville State	1-0	Notre Dame	2-2	Texas Tech	0-2
Cal Santa Barbara	1-0	Kent State	2-0	Ohio State	1-2	Towson	1-0
Cal State Fullerton	1-2	Long Beach State	0-1	Oklahoma	3-2	Tulane	2-0
Cal State Northridge	0-1	Louisiana-Lafayette	0-2	Pan American	2-0	UAB	1-0
Central Arkansas	2-1	Louisiana Tech	2-0	Rice	1-0	UCLA	0-1
Clemson	0-2	Maine	1-1	Samford	1-2	Washington	3-1
Delaware	1-0	Miami (Fla.)	0-2	San Diego State	1-0	Western Carolina	2-1
East Tennessee State	2-0	Michigan	1-1	South Alabama	1-0	West Virginia	1-0
Eastern Kentucky	1-0	Middle Tennessee State	2-0	South Carolina	1-1	Wichita State	1-0
Elon	1-1	Missouri	1-0	Southern Miss	3-0		
Florida Atlantic	2-0	Murray State	2-0	Stanford	0-1		
Florida State	5-1	Nebraska	2-0	Stetson	1-0		
Georgia Tech	2-0	New Orleans	3-2	South Alabama	2-1		
Illinois	1-0	Nicholls State	2-0	Southeast Missouri	1-0		

ALL-TIME NCAA SUPER REGIONAL OPPONENTS (8 appearances, 7 different opponents)

Opponent	Record	Opponent	Record	Opponent	Record
Arizona	0-2	Florida	1-2	Virginia	2-0
Cal State Fullerton	0-2	LSU	0-2		
Clemson	2-2	Vanderbilt	2-1		

ALL-TIME NCAA SUPER REGIONAL OPPONENTS (10 appearances, 24 different opponents)

Opponent	Record	Opponent	Record	Opponent	Record	Opponent	Record
Alabama	0-2	Georgia Southern	1-0	Oklahoma State	1-0	Tulsa	0-1
Arizona State	0-1	Indiana	1-0	Oregon State	2-2	UCLA	1-2
Arkansas	1-0	LSU	0-1	Pepperdine	0-1	Washington	1-0
BYU	0-1	Louisville	0-1	South Carolina	0-1		
Cal State Fullerton	1-0	Miami (Fla.)	0-1	Southern California	0-1		
Florida	1-0	Michigan	1-0	Stanford	0-1		
Georgia	0-1	North Carolina	1-1	Texas	0-2		



COLLEGE WORLD SERIES LINE SCORES

POSTSEASON HISTORY

1971	0-2 (T-7th)
Tulsa 5, Mississippi State 2 <i>June 11, 1971 at Omaha, Neb.</i>	
Tulsa	000 200 201 - 5 10 3
Mississippi State	000 001 001 - 2 8 3

Pitchers: UT - Rogers, Butcher, Kluhr; MSU - Thompson, Irvin.
Win-Rogers Save-Butcher Loss-Thompson
T-2:13 A-5,676
HR: UT - Tabb, Bowling; MSU - Still.

BYU 3, Mississippi State 1	
<i>June 12, 1971 at Omaha, Neb.</i>	
Mississippi State	000 010 000 - 1 10 2
BYU	000 000 03X - 3 6 1

Pitchers: MSU - Proffitt, Irvin; BYU - Dusek, Olsen, Cloward.
Win-Dusek Save-Olsen Loss-Proffitt
T-1:53 A-1,597
HR: BYU - Cardon.

1979	1-2 (T-5th)
Mississippi State 6, Cal State Fullerton 1 <i>June 3, 1979 at Omaha, Neb.</i>	
Cal State Fullerton	000 000 001 - 1 5 3
Mississippi State	400 100 100 - 6 10 0

Pitchers: CSF - Navilhon, Hudson, Kingsolver. MSU - Kurtz, McDonald.
Win-Kurtz Loss-Navilhon
T-2:26 A-11,047

Texas 8, Mississippi State 2	
June 3, 1979 at Omaha, Neb.	
Mississippi State	020 000 000 - 2 5 1
Texas	000 250 100 - 8 13 2

Pitchers: MSU - Mundie, Cliburn, McDonald; UT - Wright, Creel, Shannon.
Win-Wright Loss-Mundie
T-2:20 A-11,659
HR: UT - Tjader.

Pepperdine 5, Mississippi State 4	
June 4, 1979 at Omaha, Neb.	
Pepperdine	002 000 020 1 - 5 8 1
Mississippi State	020 002 000 0 - 4 6 0

Pitchers: PU - Kurtz, Elser, Fick; MSU - Reagan, Cliburn, Kurtz, McDonald.
Win-Elser (5-1) Loss-Kurtz (12-2)
T-2:53 A-7,881

1981	1-2 (T-5th)
Mississippi State 4, Michigan 0 <i>May 30, 1981 at Omaha, Neb.</i>	
Michigan	000 000 000 - 0 6 1
Mississippi State	000 030 100 - 4 6 2

Pitchers: UM - Elam, Ontiveros, Hool; MSU - Mundie, Loe.
Win-Mundie (14-4) Loss-Elam (11-3)
T-1:57 A-12,000
HR: MSU - Gillespie.

Arizona State 4, Mississippi State 3	
June 2, 1981 at Omaha, Neb.	
Mississippi State	003 000 000 - 3 5 2
Arizona State	010 300 000 - 4 8 2

Pitchers: MSU - Susce, Loe; ASU - Newman, Dukes, Wilson.
Win-Dukes (7-2) Loss-Susce (11-5)
T-2:15 A-10,589
HR: ASU - Sodders.

South Carolina 6, Mississippi State 5	
<i>June 4, 1981 at Omaha, Neb.</i>	
South Carolina	114 000 000 - 6 10 2
Mississippi State	000 200 300 - 5 11 4

Pitchers: USC - Baynham, Babel, Kish, Lowery; MSU - Mundie, Loe.
Win-Baynham (10-1) Save-Kish (7) Loss-Mundie (14-5)
T-2:41 A-9,000
HR: USC - Lowery, Boyle; MSU - Castoria.

1985	2-2 (T-3rd)
Mississippi State 12, Oklahoma State 3 <i>May 31, 1985 at Omaha, Neb.</i>	
Oklahoma State	000 001 002 - 3 8 4
Mississippi State	033 104 100 - 12 14 0

Pitchers: OSU - Dillard, Bronkey, Trapasso, Rockman, Long, Johnson; MSU - Morgan.
Win-Morgan (14-1) Loss-Dillard (8-4)
T-3:02 A-12,301
HR: MSU - Palmeiro, Mitchell.

Mississippi State 5, Arkansas 4	
June 3, 1985 at Omaha, Neb.	
Arkansas	100 111 000 - 4 11 0
Mississippi State	001 020 200 - 5 10 1

Pitchers: UA - Farwell, Deitz; MSU - Brantley.
Win-Brantley (18-2) Loss-Farwell (11-2)
T-2:36 A-10,587
HR: MSU - Clark.

Texas 12, Mississippi State 7	
June 7, 1985 at Omaha, Neb.	
Mississippi State	200 011 102 - 7 12 5
Texas	000 002 64X - 12 14 1

Pitchers: MSU - Morgan, King, Thigpen; UT - Ruffin, Poehl.
Win-Ruffin (13-2) Save-Poehl (4) Loss-Morgan (14-2)
T-3:14 A-13,223
HR: MSU - Van Cleve, Clark, Mitchell.

Miami (Fla.) 6, Mississippi State 5	
June 8, 1985 at Omaha, Neb.	
Mississippi State	000 004 010 - 5 5 4
Miami (Fla.)	200 010 012 - 6 9 1

Pitchers: MSU - Brantley, Thigpen; UM - Patenaude, Raether.
Win-Raether (6-2) Loss-Thigpen (1-4)
T-2:56 A-10,000
HR: MSU - Thigpen; UM - Leake, Ellena.

1990	1-2 (T-5th)
Georgia 3, Mississippi State 0 <i>June 1, 1990 at Omaha, Neb.</i>	
Mississippi State	000 000 000 - 0 4 3
Georgia	001 010 010 - 3 5 1

Pitchers: MSU - Reed, Robinson; UGA - Fleming, Childers.
Win-Fleming (12-5) Loss-Reed (15-3)
T-2:07 A-12,732
HR: UGA - Cooper.

Mississippi State 15, Georgia Southern 1	
June 3, 1990 at Omaha, Neb.	
Mississippi State	(11)00 002 020 - 15 16 1
Georgia Southern	0 10 000 000 - 1 6 3

Pitchers: MSU - Jobs, Henderson, Daniel, Harden, Robinson, Polk; GSU - Bouma, Ryder, Berkner, Masi, Fitzpatrick, Holder.
Win-Jobs (8-5) Loss-Bouma (10-3)
T-2:35 A-8,000
HR: MSU - Robinson.

Stanford 6, Mississippi State 1	
June 5, 1990 at Omaha, Neb.	
Stanford	001 100 301 - 6 11 1
Mississippi State	001 000 000 - 1 9 3

Pitchers: SU - Reid, Weiss, Tallman; MSU - Reed, Harden, Robinson.
Win-Reid (7-1) Loss-Reed (15-4)
T-2:47 A-6,000
HR: SU - Turner; MSU - S. Mitchell.

1997	1-2 (T-5th)
Alabama 3, Mississippi State 2 <i>May 31, 1997 at Omaha, Neb.</i>	
Mississippi State	000 010 001 - 2 7 0
Alabama	000 020 001 - 3 11 1

Pitchers: MSU - DuBose, Patton; UA - Henderson, Kingrey, Frick.
Win-Kingrey (9-1) Loss-DuBose (9-4)
T-2:37 A-22,640

Mississippi State 7, UCLA 5	
<i>June 2, 1997 at Omaha, Neb.</i>	
UCLA	002 100 101 - 5 10 3
Mississippi State	020 001 400 - 7 10 2

Pitchers: UCLA - Zamora, Klein, Henkel, Cloud, Green. MSU - Reimike, H. Thoms, Patton.
Win-H. Thoms (5-0) Loss-Henkel (3-3)
T-3:36 A-20,016
HR: UCLA - Glaus.

Alabama 9, Mississippi State 5	
June 3, 1997 at Omaha, Neb.	
Mississippi State	000 100 301 - 5 12 3
Alabama	000 040 050 - 9 13 0

Pitchers: MSU - Dilgard, Johnson, Ginter, Patton; UA - Daniel, Kingrey, Frick.
Win-Kingrey (10-1) Loss-Johnson (5-4)
T-2:35 A-20,991
HR: MSU - Piatt; UA - Phillips, Peer.

POSTSEASON HISTORY



1998	1-2 (T-5th)
Mississippi State 14, Florida 13 <i>May 30, 1998 at Omaha, Neb.</i>	
Mississippi State	050 500 004 - 14 14 3
Florida	030 103 015 - 13 13 0
Pitchers: MSU - Ginter, H. Thoms, Donovan, Polk, Reinike, Johnson, Patton, McGrath. UF - Wilkerson, Fogg, McClendon, Ross. Win-Ginter (6-4) Save-Johnson (10) Loss-Wilkerson (10-5) T-3:41 A-22,879 HR: MSU - R. Thoms, Bryan, Patton; UF - Ross, Dill.	
LSU 10, Mississippi State 8 <i>June 1, 1998 at Omaha, Neb.</i>	
Mississippi State	002 031 101 - 8 14 0
LSU	040 220 020 - 10 11 1
Pitchers: MSU - Jackson, Compton, Johnson, Patton; LSU - Keisler, Bowe, Thompson, Cresse. Win-Keisler (9-5) Save-Thompson (1) Loss-Jackson (10-3) T-3:05 A-20,738 HR: MSU - Lee; LSU - Higgins, Cresse, Earnhart, Davis, Barbier, Harris.	
Southern California 7, Mississippi State 1 <i>June 2, 1998 at Omaha, Neb.</i>	
Southern California	031 000 201 - 7 12 0
Mississippi State	000 000 010 - 1 5 2
Pitchers: USC - Currier, Weibling, Munson; Mississippi State - Freed, Reinike, H. Thoms, Polk, Donovan, Patton. Win-Currier (6-1) Loss-Freed (6-6) T-3:11 A-21,581 HR USC - Ticehurst (2).	
2007	0-2 (T-7th)
North Carolina 5, Mississippi State 5 <i>June 15, 2007 at Omaha, Neb.</i>	
Mississippi State	040 000 100 - 5 12 2
North Carolina	000 206 01X - 8 12 0
Pitchers: UNC - Woodard, Warren, Wooten, Carignan; MSU - Pigott, Lalor, Bowen. Win-Warren (11-0) Save-Carignan (16) Loss-Pigott (7-7) T-2:52 A-23,568 HR: MSU - Moreland.	
Louisville 12, Mississippi State 4 <i>June 17, 2007 at Omaha, Neb.</i>	
Louisville	212 300 301 - 12 18 1
Mississippi State	000 003 100 - 4 10 1
Pitchers: UL - Marks, Hollander, Meade; MSU - Crosswhite, Houston, Whitney, Weatherford, Johnson. Win-Marks (9-2) Loss-Crosswhite (8-5) T-3:18 A-18,187 HR: UL - Johnson, Burton, Dominguez (2); MSU - Turner.	

2013	3-2 (2nd - FINALIST)
Mississippi State 5, Oregon State 4 <i>June 15, 2013 at Omaha, Neb.</i>	
Mississippi State	030 000 020 - 5 8 2
Oregon State	200 110 000 - 4 10 1
Pitchers: MSU - Graveman, R Mitchell, Holder; OSU - Moore, Boyd, Schultz. Win-R Mitchell (13-0) Loss-Boyd (10-4) T-3:10 A-24,473	
Mississippi State 5, Indiana 4 <i>June 17, 2013 at Omaha, Neb.</i>	
Mississippi State	100 001 030 - 1 8 1
Indiana	012 000 001 - 4 11 0
Pitchers: MSU - Fitts, Girodo, Holder; IU - Coursen-Carr, Halstead, Korte, Effross. Win-Girodo (9-1) Loss-Halstead (4-5) T-3:24 A-25,260	
Mississippi State 4, Oregon State 1 <i>June 21, 2013 at Omaha, Neb.</i>	
Oregon State	000 001 000 - 5 8 2
Mississippi State	000 130 00X - 4 10 1
Pitchers: MSU - Graveman, R Mitchell, Holder; OSU - Moore, Fry. Win-Graveman (8-5) Loss-Moore (14-2) T-2:32 A-18,868 HR: MSU - Renfroe.	
***** CHAMPIONSHIP SERIES *****	
UCLA 3, Mississippi State 1 <i>June 24, 2013 at Omaha, Neb.</i>	
UCLA	100 200 000 - 3 6 1
Mississippi State	000 100 000 - 1 6 1
Pitchers: UCLA - Plutko, Kaprielian, Weiss, Berg; MSU - Fitts, Girodo. Win-Plutko (10-3) Loss-Fitts (0-1) T-3:34 A-25,690	
UCLA 8, Mississippi State 0 <i>June 25, 2013 at Omaha, Neb.</i>	
Mississippi State	000 000 000 - 0 5 3
UCLA	102 201 02X - 8 12 1
Pitchers: UCLA - Vander Tuig, Berg; MSU - Pollorene, Mitchell, Bracewell, Holder, Cox. Win-Vander Tuig (14-4) Loss-Pollorene (6-4) T-3:20 A-27,127	

2018	2-2 (T-3rd)
Mississippi State 1, Washington 0 <i>June 16, 2018 at Omaha, Neb.</i>	
Washington	000 000 000 - 0 6 0
Mississippi State	000 000 001 - 1 10 0
Pitchers: UW - DeMers, Hardy; MSU - Small, France, Gordon, Neff. Win-Neff (4-3) Loss-Hardy (5-3) T-2:44 A-24,758	
Mississippi State 12, North Carolina 2 <i>June 19, 2018 at Omaha, Neb.</i>	
Mississippi State	040 000 080 - 12 9 1
North Carolina	100 000 100 - 2 7 3
Pitchers: UNC - Bergner, Hiatt, Hutchison, Baum; MSU - Pilkington, Gordon. Win-Pilkington (3-6) Save-Gordon (4) Loss-Bergner (7-3) T-3:17 A-13,387 HR: MSU - Westburg.	
Oregon State 12, Mississippi State 2 <i>June 22, 2018 at Omaha, Neb.</i>	
Mississippi State	101 000 080 - 2 5 0
Oregon State	150 100 410 - 12 15 1
Pitchers: OSU - Fehmel, Eisert; MSU - Billingsley, James, McQuary, Smith. Win-Eisert (5-3) Loss-Billingsley (5-4) T-3:54 A-21,002	
Oregon State 5, Mississippi State 2 <i>June 23, 2018 at Omaha, Neb.</i>	
Oregon State	005 000 080 - 5 8 1
Mississippi State	001 000 001 - 2 4 0
Pitchers: OSU - Abel, Mulholland; MSU - Small, Gordon. Win-Abel (6-1) Loss-Small (5-4) T-3:02 A-21,821	


**ONE OF FIVE TEAMS IN NCAA
HISTORY AND THE ONLY SEC
PROGRAM TO PLAY IN THE
NCAA COLLEGE WORLD SERIES
IN FIVE-STRAIGHT DECADES**



2018




2013




1998




1990



1981



1971



2007




1997



1985



1979



SOUTHEASTERN CONFERENCE

THE SOUTHEASTERN CONFERENCE



The Southeastern Conference, with its storied 85-year history of athletic achievements and academic excellence, has built perhaps the greatest tradition of intercollegiate competition in baseball of any league in the country since its inception in 1933.

An SEC squad has now appeared in the College World Series 33 of the last 34 years, including appearances by 21 teams in the last eight years. Ten SEC teams were selected for NCAA Regional play with six advancing to an NCAA Super Regional in 2018.

The SEC has now sent 61 teams to the College World Series since 1990. That has been accomplished despite no SEC teams making the field in 1992. LSU has been to Omaha 15 times in that stretch, Florida 12 times, Mississippi State and South Carolina six times, Arkansas and Georgia five times, while Alabama, Tennessee and Vanderbilt have been three times each, and Auburn twice. Texas A&M made its first appearance as a member of the Southeastern Conference in 2017.

Following the 2018 CWS Championship Series, SEC teams have won 11 of the last 29 national championships, with LSU winning six (1991, 1993, 1996, 1997, 2000, 2009), South Carolina winning two (2010, 2011), Vanderbilt taking home the title in 2014, Georgia claiming the 1990 title and Florida in 2017.

The SEC has finished runner up 11 times in that span: 1997, 2002, 2005, 2008, 2011, 2012, 2013, 2014, 2015, 2017 and 2018. The SEC has played 65 games in the "Final Four" of the College World Series since 1990. Only six times, 1992, 1994, 2003, 2006, 2007 and 2016 has the SEC failed to get a team to the "Final Four" of the CWS.

Total home attendance for all 14 SEC teams passed the two million mark for the eighth-consecutive season. The top four national attendance leaders were all from the SEC (LSU, Ole Miss, Arkansas and South Carolina).

Total attendance for the 2018 SEC Tournament was 144,086. The event has become the Birmingham metro's highest attended sporting event annually, second in the state only to NASCAR races at Talladega. Birmingham Magazine named it the top sporting event annually in the Birmingham area. The entire SEC Baseball Tournament was broadcast live on national television for the fourth-consecutive year.

ABOUT THE SEC

Mississippi State University is a charter member of the Southeastern Conference, a pioneer in the integration of higher education and athletic competition and a national leader as intercollegiate athletics marches on into the 21st century.

With the addition of former Big 12 Conference members Missouri and Texas A&M in 2012-13, the Southeastern Conference, headquartered in Birmingham, Alabama, is comprised of 14 universities that span an 11-state region. It conducts championships in 11 women's and nine men's sports. The member schools are split into two divisions. Mississippi State is joined in the SEC West by Alabama, Arkansas, Auburn, LSU, Ole Miss and Texas A&M. The SEC East features Florida, Georgia, Kentucky, Missouri, South Carolina, Tennessee and Vanderbilt. All but Arkansas and South Carolina, who joined the league in 1991-92, and conference newcomers Missouri and Texas A&M, were among 13 charter members of the SEC.

SEC BASEBALL ON TV

The Southeastern Conference and ESPN signed a 20-year agreement through 2034 to create and operate a multiplatform network which launched August 14, 2014. The network and its accompanying digital platform carry SEC content 24/7 including more than 1,000 events a year.

Programming also includes in-depth commentary and analysis in studio shows, daily news and information, original content such as SEC Storied, spring football games, and more.

The SEC Network will swing into its fourth baseball season with 75 games slated to air on the network dedicated to Southeastern Conference sports, as part of the more than 150 planned across ESPN television networks (ESPN, ESPN2, ESPNU or SEC Network).

In addition to those games, more than 450 matchups will be digitally exclusive SEC Network + events available on SECNetwork.com and WatchESPN. In total, more than 800 SEC baseball games will be available to fans this season.

The schedule is highlighted with at least 10 television appearances by MSU, and a special night of Bases Loaded Coverage on Friday, May 17, whipping around between games on the final Friday of SEC play.

The SEC Network and ESPN2 will conclude the regular season with comprehensive coverage of the SEC Baseball Tournament, marking the third-straight season the entire tournament has aired on national television.

SEC TOURNAMENT

The SEC conducts a postseason tournament at the end of its 10-weekend, 30-game league schedule. The winner receives the league's automatic qualifying bid for the NCAA baseball tournament.

The SEC tournament field expanded from eight to 10 teams in 2012 and to 12 teams in 2013. The teams with the 12 highest conference winning percentages qualify for the double-elimination SEC tournament, with the top four teams receiving opening round tournament byes in the double-bracket event. The winners of each bracket meet May 26 in a nationally-televised championship game.

The 2019 SEC Tournament (May 21-26) will be the league's 42nd dating back to 1977. And for the 24th time overall and the 22nd consecutive year, the event will be staged in Hoover, Alabama, at Hoover Metropolitan Stadium, once the 10,800-seat home of the Class AA Southern League's Birmingham Barons (Chicago White Sox). The facility can accommodate crowds of up to 10,800.

Mississippi State claimed its seventh SEC Baseball Tournament title (second-most in the SEC) in May 2012. With the Bulldogs playing in six games, the tournament drew a then-record 129,112 fans in 2012, averaging crowds of 7,595. State's six games in Hoover averaged 8,357 fans, including an MSU-dominated 12,526 in the championship game against Vanderbilt.





DR. MARK E. KEENUM

Mississippi State University President
2009-present

Dr. Mark Everett Keenum became Mississippi State's 19th president Jan. 5, 2009, following a distinguished public service career.

Now in his 10th year of tenure, Dr. Keenum has guided Mississippi State to unprecedented heights. The university has experienced record enrollment growth to nearly 22,000 students, and a new all-time record is expected this fall when final enrollment numbers are announced. Mississippi State has awarded more than 4,000 degrees at all levels for seven straight years, and the university is ranked by SmartAsset as the state's Best Value College with graduates earning an impressive average starting salary of \$47,900 – the highest in the state. The Chronicle of Higher Education recently designated Mississippi State as a "Great College To Work For" after receiving top ratings from employees on workforce practices and policies.

The campus has expanded and improved on Dr. Keenum's watch. Mississippi State has completed or initiated capital improvements totaling more than \$1 billion since 2009. Chief among those projects has been The Mill at MSU – a \$40-million, state-of-the-art conference and meeting complex. The Old Main Academic Center, a new \$41-million classroom building and multi-level parking garage, opened in August 2017. A \$60-million project featuring two new residence halls and Nusz Hall, which houses the G.V. "Sonny" Montgomery Center for America's Veterans, opened the previous fall. A \$10-million, fourth-floor expansion of Mitchell Memorial Library to house the Ulysses S. Grant Presidential Library and the Frank and Virginia Williams Collection of Lincolnia celebrated its official opening in November 2017. In March 2018, the university and its partner, Memphis-based EdR Collegiate Housing, broke ground on the innovative \$67-million College View development. The first-of-its-kind project for any Mississippi university combines student housing with a mix of retail, commercial, and restaurant space.

A \$55-million expansion and renovation of Dudy Noble Field/Polk-Dement Stadium – home to one of the most storied college baseball programs in America – is also nearing completion for the 2019 season. The first phase of the project added the largest video board in the nation to the "Carnegie Hall of College Baseball." The second phase includes the Left Field Lofts and Rooftop Club that will provide fans with unforgettable game day memories. This major investment will significantly enhance the Dudy Noble fan experience – already described by many as one of the most unique in college sports today.

New construction projects launching over the next two years include a new Science and Engineering Complex, Music Building, and the completion of an Animal and Dairy Science/Poultry Science Complex for the Division of Agriculture, Forestry and Veterinary Medicine. Additionally, the university is developing a comprehensive plan to build additional teaching and research lab space to meet growing demand, and investing in campus infrastructure, including new parking facilities, roadways, and technology.

Fundraising has reached all-time record levels in recent years. MSU's current Infinite Impact capital campaign reached its initial goal three years ahead of schedule. Due to that unprecedented success, the university announced a new goal – \$1 billion by 2020 – the largest campaign goal ever for an educational institution in Mississippi. During his tenure, Dr. Keenum has been instrumental in expanding the MSU Promise Program, which provides need-based scholarship assistance to Mississippi students whose families have limited financial means.

Dr. Keenum is immediate past president of the Southeastern Conference. During his two-year term, he led the SEC Executive Committee, and he continues to serve on the SEC's Content Committee Board of Directors that oversees the highly successful ESPN-SEC Network. He also represents the SEC as a member of the College Football Playoff's (CFP) Board of Managers.

In 2018, he was elected to serve a six-year term on the Board of Trustees of the Mississippi Department of Archives and History, which is the second-oldest state department of archives and history in the country. A comprehensive historical agency founded in 1902, MDAH collects, preserves, and provides access to the archival resources of the state; administers museums and historic sites, including the new Museum of Mississippi History and the Mississippi Civil Rights Museum; and oversees statewide programs for historic preservation, government records management, and publications.

Dr. Keenum travels frequently to Washington, D.C., meeting with Congressional leaders and federal agency heads to pursue research opportunities and broaden the university's influence on the national level. He has also worked closely with state leaders in Jackson in support of higher education in Mississippi.

Mississippi State plays an integral role in economic development locally, statewide, and across the region. Its impact is further felt nationally and internationally through unique collaborative partnerships with peer institutions, business and industry, government agencies, and leading non-governmental organizations. Dr. Keenum leads these efforts because he understands the positive impact the nation's major research universities can have in the diverse communities they serve. Mississippi State is ranked by the National Science Foundation as a "Top 100" research institution, and its annual research and development expenditures have exceeded \$239 million. Most recently, MSU R&D expenditures accounted for more than half of all expenditures in the state. This research activity is playing an ever-increasing role in the state's overall economic development efforts.

A graduate of Mississippi State with degrees in agricultural economics, Dr. Keenum's interest in international food security has strengthened the university's contributions to global economic sustainability. In 2014, he was appointed to the Board of Directors of the Foundation for Food and Agricultural Research by U.S. Secretary of Agriculture Thomas J. Vilsack and now serves as chairman.

That same year along with other university presidents, he signed the Presidents' Commitment to Food and Nutrition Security at the United Nations in New York City. This marks the first time universities around the world began to share a collective focus on ending food insecurity.

Dr. Keenum's passion for international engagement and transformative research and service has positioned Mississippi State as a leader in addressing global food security and poverty, among other critical issues. In 2014 and again in 2016, he was invited to address the United Nations in New York about the crucial roles public research universities play as the global community works to address critical challenges for a growing population.

In 2018, President Donald J. Trump appointed Dr. Keenum chairman of the Board for International Food and Agricultural Development (BIFAD). BIFAD was created in 1975 under Title XII (Famine Prevention and Freedom from Hunger) of the Foreign Assistance Act. Its mission is to draw on higher education's scientific knowledge and expertise in global food security and world hunger to advise U.S. international assistance efforts.

Dr. Keenum began his career at MSU as a faculty member with the Extension Service and the Department of Agricultural Economics. He went on to serve as chief of staff to U.S. Senator Thad Cochran in Washington, D.C. and was Under Secretary of the U.S. Department of Agriculture prior to returning home to Mississippi State.

A graduate of Corinth High School, Dr. Keenum earned an Associate in Arts degree from Northeast Mississippi Community College in Booneville and was a member of the Northeast Tigers football team. He is married to the former Rhonda Newman of Booneville, also an MSU graduate. They have four children: Rett, Mary Phillips, Katie and Torie.

PROFESSIONAL EXPERIENCE

2009-pres.	President, Mississippi State University
2006-08	Under Secretary, U.S. Department of Agriculture Farm and Foreign Agricultural Services, Washington, D.C.
1997-2006	Adjunct Professor Department of Agricultural Economics, Mississippi State University
1996-2006	Chief of Staff Senator Thad Cochran, Washington, D.C. Legislative Assistant, Agricultural and Natural Resources Senator Thad Cochran, Washington, D.C.
1989-96	Assistant Professor/Economist Department of Agricultural Economics, Mississippi State University
1987-88	Ph.D. in Agricultural Economics Mississippi State University
1988	Research Associate Mississippi Agricultural & Forestry Experiment Station, MSU
1986	Marketing Specialist Mississippi Cooperative Extension Service, MSU
1984	Master of Agriculture Degree in Agricultural Economics Mississippi State University
1983-84	Teaching/Research Assistant Department of Agricultural Economics, Mississippi State University
1983-84	Bachelor of Science Degree in Agricultural Economics Mississippi State University

PERSONAL INFORMATION

Birthplace:	Starkville, Mississippi
Hometown:	Corinth, Mississippi
Wife:	Rhonda Keenum
Children:	Son, Rett, and daughters, Torie, Katie and Mary Phillips





JOHN COHEN

Mississippi State Director of Athletics
2016-present

When John Cohen was named Mississippi State University's 17th director of athletics on November 4, 2016, he wasted little time putting his stamp on the department. Since that time, the former MSU head baseball coach and two-time Southeastern Conference Coach of the Year has overseen the hiring of seven coaches, while 21 teams have advanced to postseason.

During Cohen's short tenure as director of athletics, the athletic department has enjoyed historic success. A record 12 MSU teams advanced to the postseason during the 2017-18 campaign, with seven sports concluding play in the Top 25 and four reaching the Top 10. Under Cohen's watch, State was the only school in the nation who won a bowl game and reached an NCAA Final Four — men's or women's — and the College World Series.

MSU claimed multiple SEC championships in a single athletic year for the first time since 1996. Matt Roberts, the SEC Coach of the Year, guided the men's tennis team to its first SEC Tournament championship since 1996. Vic Schaefer, the 2018 National Coach of the Year, led the women's basketball program to its first SEC regular season title with a perfect 30-0 regular season and a second-straight NCAA national championship game appearance.

Baseball completed one of the most remarkable turnarounds in SEC history, reaching its 10th College World Series and finishing third nationally. The Diamond Dawgs were ranked as high as No. 4 nationally in the final polls, representing the third-highest finish in program history. Meanwhile, the men's track and field program tallied its highest NCAA Outdoor Championships point total since 1982 to claim 10th.

As a result of the Bulldogs' unprecedented athletic success, CBS Sports named MSU the 14th-best athletics program in the country and fourth overall in the SEC for 2017-18. MSU also placed 42nd among the nation's Division I schools in the final Learfield Director's Cup standings, eclipsing the department's previous best of 44th in 2015-16. The top three Director's Cup finishes in school history have occurred in the last three years.

Success carried into the classroom as Bulldog student-athletes generated a school-record 3.08 cumulative GPA for the combined 2017-18 fall and spring semesters. After already producing a school-record fall GPA of 3.15, MSU student-athletes followed that up with a spring GPA of 3.01, the highest spring GPA on record.

"It was a memorable year to be a Bulldog," Cohen said. "I am very proud of our teams, coaches and student-athletes for their collective efforts in setting the highest of standards not only in their sports but also in the classroom and community."

Since becoming Athletic Director, Cohen has been the driving force for numerous state-of-the-art facility projects on campus, including the new \$55 million Dudy Noble Field, which opens in full capacity in the spring of 2019. The project has drawn rave reviews and will feature the Left Field Lofts, a revolutionary college baseball experience with luxury two-bedroom suites offering exquisite views of the new ballpark.

Cohen approved construction of a new \$3.6 million football gameday home locker room and recruiting center inside the north end of Davis Wade Stadium. The 11,100 square-foot locker room, which opens in September 2018, includes custom-built player lockers, separate coaches and staff locker rooms, an expansive athletic training room as well as an equipment room.

In addition, the Templeton Athletic Academic Center underwent a renovation in the summer of 2018 with modern wall graphics and displays.

Cohen has been instrumental in enhancing the gameday experience for Bulldog fans. In the summer of 2018, MSU announced significant price decreases on all food and beverage at concessions for all home venues beginning with the 2018-19 athletic year. State also unveiled a football season ticket price reduction in several sections of Davis Wade Stadium. New LED videoboard displays were installed at the MSU Soccer Field and Newell-Grisson Building in the spring of 2018.

Cohen, who spent more than two decades coaching college baseball, was named MSU's head baseball coach in July of 2008. Nine years later, Cohen's official role in administration began when he assumed the role of associate athletic director in addition to head baseball coach. The following November, he took charge of an athletic department that has since achieved new heights in athletic, academic, facility, and fundraising achievement.

Success shouldn't come as a surprise as it was never far removed from him during his 12-year run as a head coach in the SEC. His teams have been successful both on the field and in the classroom.

At MSU, he led the Bulldogs to a College World Series finals appearance, an SEC regular season championship and an SEC Tournament championship. In the classroom upon his arrival in 2009, 133 players were selected to the SEC Academic Honor Roll, including three straight SEC Scholar Athlete of the Year winners from 2013-15.

"I'm fortunate to know our MSU coaches as friends and colleagues, and to know many of our athletes in all sports," Cohen said. "While baseball has been a huge part of my life, my passion for seeing MSU athletics thrive extends to all sports. I'm grateful to Dr. Keenum and the MSU Family for allowing me to embrace these new opportunities and responsibilities."

As a baseball player at MSU, Cohen was a key player on the Bulldogs' 1989 SEC championship team and 1990 College World Series team. He graduated from MSU with a degree in English in 1990 and received a master's degree in sports management from the University of Missouri in 1994.

Following a six-year stint with Missouri as a graduate assistant and assistant coach, Cohen was the head coach at Northwestern State University from 1998-2001. Cohen spent two seasons as an assistant baseball coach at the University of Florida before becoming the head coach at the University of Kentucky in 2004, a position he held for five seasons before returning to his alma mater.

While winning 284 games as a head coach at MSU, Cohen demonstrated a keen ability to develop players and coaches. During his tenure, 138 MSU baseball players were selected in the Major League Baseball Draft. Nine of his former Bulldogs have reached the Major Leagues, including Dakota Hudson (Cardinals) in July 2018. His influence can be seen throughout the SEC as four of his former assistants are now or have been head coaches — Brad Bohannon (Alabama), Gary Henderson (Kentucky/Mississippi State), Nick Mingione (Kentucky) and Butch Thompson (Auburn).

Cohen is the only coach in SEC history to win an SEC championship, SEC tournament championship, and advance to the College World Series both as a player and head coach. His 2013 Bulldog club advanced to the CWS championship series for the first time in MSU history. Cohen also had the privilege of being a part of a College World Series as a player, head coach and now athletic director when the Diamond Dawgs reached Omaha in June 2018. His 2012 club produced an SEC record-tying eight Major Leaguers.

Cohen and his wife, Nelle, are active members of the Starkville community. The couple has two children, Jordan and Avery.

PROFESSIONAL EXPERIENCE

Nov. 2016 -	Director of Athletics - Mississippi State University
2016	Associate Athletic Director - MSU
2009-16	Head Coach - MSU
2004-08	Head Coach - Kentucky
2002-03	Assistant Coach - Florida
1998-2001	Head Coach - Northwestern State
1995-97	Assistant Coach - Missouri
1992-94	Graduate Assistant - Missouri

PERSONAL INFORMATION

Birthdate: Sept. 21, 1966
Hometown: Tuscaloosa, Alabama
Wife: Nelle Cohen
Children: Jordan Baker and Avery Lawsont





MISSISSIPPI STATE UNIVERSITY

UNIVERSITY

THE UNIVERSITY

Mississippi State is a comprehensive doctoral-degree-granting institution offering a diverse student body a wide range of opportunities and challenges for learning and growth.

The largest university in the Magnolia State, MSU has a statewide enrollment of more than 21,000 students, and is accredited by the Southern Association of Colleges and Schools Commission on Colleges to award baccalaureate, masters, specialists and doctorate degrees.

Established in 1878 as the Agricultural and Mechanical College of Mississippi, the university has traditional strengths in engineering and scientific agriculture but has evolved into a comprehensive institution with a diverse array of programs in teaching, research and service.

The University began as The Agricultural and Mechanical College of the State of Mississippi, one of the national Land-Grant Colleges established after Congress had passed the Morrill Act in 1862. It was created by the Mississippi Legislature on February 28, 1878, to fulfill the mission of offering training in "agriculture, horticulture and the mechanical arts . . . without excluding other scientific and classical studies, including military tactics."

The College received its first students in the fall of 1880 in the presidency of Confederate General Stephen D. Lee. In 1887 Congress passed the Hatch Act, which provided for the establishment of the Agricultural Experiment Station in 1888. Two other pieces of federal legislation provided funds for extending the mission of the College: in 1914, the Smith-Lever Act called for "instruction in practical agriculture and home economics to persons not attendant or resident," thus creating the state-wide effort which led to Extension offices in every county in the State; and, in 1917, the Smith-Hughes Act provided for the training of teachers in vocational education.

By 1932, when the Legislature renamed the College as Mississippi State College, it consisted of the Agricultural Experiment Station (1887), the College of Engineering (1902), the College of Agriculture (1903), the School of Industrial Pedagogy (1909), the School of General Science (1911), the College of Business and Industry (1915), the Mississippi Agricultural Extension Service (1915), and the Division of Continuing Education, (1919). Further, in 1926 the College had received its first accreditation by the Southern Association of Colleges and Schools.

By 1958, when the Legislature again renamed the College, as Mississippi State University, the Office of Graduate Studies had been organized (1936), doctoral degree programs had begun (1951), the School of Forest Resources had been established (1954), and the College of Arts and Sciences had been created (1956).

The College of Architecture admitted its first students in 1973. The College of Veterinary Medicine admitted its first class in 1977, and the School of Accountancy was established in 1979.



POINTS OF PRIDE AT MSU

- MSU is on the cutting edge of research and integration into the nation's airspace, serving as the national lead university for the FAA's Center of Excellence for Unmanned Aircraft Systems.
- Mississippi State ranks among the top 50 best colleges in the south in Money Magazine's "Best Colleges for Your Money" 2017 listing.
- Recognized as one of the most influential institutions in entrepreneurship research, Mississippi State is ranked by the Journal of Small Business as No. 6 in the world for the impact of its entrepreneurship research.
- Mississippi State ranks among the top 100 institutions across the country in the number of bachelor's degrees awarded to African-Americans.
- Over the last decade, five MSU professors have been named Mississippi Professor of the Year by the National Council for Advancement and Support of Education and the Carnegie Foundation for the Advancement of Teaching.
- MSU's Geosciences Department's meteorology program is among the nation's best with more than one-third of today's TV broadcast meteorologists having been trained at MSU and now working in 85 percent of all U.S. markets.
- As a leader in integrated computational materials engineering, MSU stands at the forefront of research of mechanical responses for the brain under car crashes, football concussions and military explosions.
- Design Intelligence ranks MSU's School of Architecture as the nation's 25th best from a list of approximately 120 architectural programs accredited by the National Architectural Accrediting Board.
- U.S. News & World Report ranks MSU's Distance MBA program and its Distance Master of Science in Information Systems program in the top 50 among the nation's best online programs.
- Solutions to world hunger and poverty are within reach at MSU, where globally diversified teams are combining forces with the Food and Agriculture Organization of the United Nations to eliminate starvation in developing countries.
- MSU's student-led teams are developing the Car of the Future® — a lighter, greener, more cost-effective hybrid built on technologies that will lead to energy independence and environmental stewardship.





2 | Gunner Halter
IF | R/R | Jr.
Overland Park, Kan.



3 | JT Ginn
RHP/IF | R/R | Fr.
Brandon, Miss.



4 | Rowdey Jordan
IF/OF | S/R | So.
Auburn, Ala.



5 | Tanner Allen
IF/OF | L/R | So.
Theodore, Ala.



6 | Brandon Smith
RHP/IF | R/R | Fr.
Richtland, Miss.



8 | Dustin Skelton
C | R/R | Jr.
Olive Branch, Miss.



10 | Josh Hatcher
IF/OF | L/L | So.
Albany, Ga.



11 | Jordan Westburg
IF | R/R | So.
New Braunfels, Texas



12 | Hayden Jones
C | L/R | Fr.
Huntstown, Ind.



13 | Peyton Plumlee
RHP | R/R | Sr.
Olive Branch, Miss.



14 | Riley Self
RHP | R/R | Jr.
Coldwater, Miss.



15 | Jake Mangum
OF | S/L | Sr.
Pearl, Miss.



16 | Jack Eagan
LHP | L/L | R-Jr.
Wautoma, Wis.



17 | Justin Foscue
IF | R/R | So.
Huntsville, Ala.



18 | Keegan James
RHP | R/R | R-Jr.
Southaven, Miss.



19 | Jared Liebelt
RHP | R/R | Sr.
Aurora, Ill.



20 | Luke Hancock
C | L/R | Fr.
Houston, Miss.



23 | Tucker Childers
C/IF | L/R | Jr.
Ripley, Miss.



24 | Cole Gordon
RHP | R/R | Grad.
Tampa, Fla.



27 | Bryce Brock
LHP/OF | L/L | Fr.
Hernando, Miss.



28 | Christian MacLeod
LHP | L/L | Fr.
Huntsville, Ala.



31 | Benjamin Bell
OF | L/R | Fr.
Madison, Miss.



32 | Landon Jordan
IF | L/R | Fr.
Poplarville, Miss.



33 | Brad Cumbest
OF | R/R | Fr.
Hurley, Miss.



34 | Marshall Gilbert
C | R/R | Sr.
Kenosha, Wis.



35 | Basiel Williams
OF | S/R | Fr.
Hammond, La.



36 | Hunter Blalock
OF | R/R | Fr.
Madison, Miss.



37 | Eric Cerantola
RHP | R/R | Fr.
Oakville, Ontario



38 | JP Elkins
RHP | R/R | So.
Ridgeland, Miss.



39 | Tyler Spring
RHP | R/R | R-Jr.
Wiggins, Miss.



40 | Elijah MacNamee
OF | R/R | Sr.
Cypress, Texas



41 | Colby White
RHP | R/R | Jr.
Foxworth, Miss.



43 | Kale Breaux
LHP | R/L | R-Jr.
Sulphur, La.



44 | Ethan Small
LHP | L/L | R-Jr.
Lexington, Tenn.



46 | Trysten Barlow
LHP | L/L | R-Jr.
Halls, Tenn.



55 | Spencer Price
RHP | R/R | R-Jr.
Olive Branch, Miss.



22 | Chris Lemonis
Head Coach
First Season



22 | Jake Gautreau
Assistant Coach
Second Season



42 | Scott Foxhall
Assistant Coach
First Season



0 | Kyle Cheesebrough
Assistant Coach
First Season



FEBRUARY 15-17
FEBRUARY 20
FEBRUARY 22-24
FEBRUARY 26
FEBRUARY 27

YOUNGSTOWN STATE
UAB
SOUTHERN MISS
JACKSON STATE
SOUTHEASTERN LOUISIANA

MARCH 1
MARCH 2
MARCH 3
MARCH 5
MARCH 6
MARCH 8-10
MARCH 13
MARCH 15-17
MARCH 19
MARCH 20
MARCH 22-24
MARCH 26
MARCH 28-30

vs. SAM HOUSTON (FRISCO, TEXAS)
vs. TEXAS TECH (FRISCO, TEXAS)
vs. NEBRASKA (FRISCO, TEXAS)
EAST CAROLINA
ARKANSAS-PINE BLUFF
MAINE
GRAMBLING
@ FLORIDA
LITTLE ROCK
@ SAMFORD
AUBURN
MISSISSIPPI VALLEY STATE
LSU

APRIL 3
APRIL 5-7
APRIL 10
APRIL 12-14
APRIL 16
APRIL 18-20
APRIL 23
APRIL 26-28

LOUISIANA MONROE
@ TENNESSEE
SOUTH ALABAMA
ALABAMA (SBW)
TEXAS SOUTHERN
@ ARKANSAS
VS. OLE MISS (PEARL, MISS)
GEORGIA

MAY 2-4
MAY 8
MAY 10-12
MAY 16-18

@ TEXAS A&M
MEMPHIS
@ OLE MISS
SOUTH CAROLINA