


# 2020 BASEBALL RECORD BOOK











# PROGRAM INFORMATION

## TABLE OF CONTENTS

<b>MEDIA &amp; TEAM INFORMATION</b>	<b>1-3</b>
Quick Facts	2
Roster	3
<b>COACHING &amp; SUPPORT STAFF</b>	<b>4-16</b>
Head Coach Chris Lemonis	4-6
Assistant Coach Scott Foxhall	7-8
Assistant Coach Jake Gautreau	9-10
Volunteer Assistant Coach/Camps Coordinator Kyle Cheesebrough	11-12
Support Staff	13-16
<b>STUDENT-ATHLETE BIOS</b>	<b>17-45</b>
Returning Bulldogs	17-35
Bulldog Newcomers	36-45
<b>2019 SEASON IN REVIEW</b>	<b>46-53</b>
Results	46
Statistics (Overall & SEC)	47-48
Miscellaneous Hitting Stats & Streaks	49-50
SEC Review	51
National Review	52
Final Career Statistics	53
<b>RECORDS</b>	<b>54-65</b>
Offensive Records	54-55
Pitching Records	56-57
Defensive Records/Scoring Margin Records	58
Team Records	59
Yearly Team Leaders	60-61
Yearly Individual Leaders (Offensive)	62-63
Yearly Individual Leaders (Pitching)	64-65
Yearly MVPs	65
<b>HONORS &amp; HISTORY</b>	<b>66-79</b>
National Awards and Honors	66-69
<i>National Awards Winners, All-Americans, National Hall of Fame Honorees, USA Baseball</i>	
Southeastern Conference Awards and Honors	70-74
Mississippi Awards and Honors	75
All-Time Letterwinners	76-79
<b>MAJOR LEAGUE BASEBALL</b>	<b>80-88</b>
State to The Show	80-86
Major League Baseball Draft History	87-88
<b>DUDY NOBLE FIELD</b>	<b>89-91</b>
<b>ALL-TIME RESULTS</b>	<b>92-123</b>
Year-by-Year Records	92-93
All-Time Coaching Record/Final Rankings	94
Series Records	95
Season Results	96-120
Diamond Dawg Timeline	121-123
<b>POSTSEASON HISTORY</b>	<b>124-132</b>
SEC Postseason	124-125
NCAA Postseason	126-129
College World Series Line Scores	130-131
Five Decades of Omaha	132

## ATHLETIC COMMUNICATIONS STAFF DIRECTORY



**Greg Campbell** (Baseball - Primary)  
Assistant Director  
(662) 325-0972 • gcampbell@athletics.msstate.edu



**Austin Coats** (Volleyball, Baseball - Secondary)  
Graduate Assistant  
(662) 325-0968 • acoats@athletics.msstate.edu



**Bill Martin** (Football)  
Associate AD/Communications  
(662) 325-0967 • bmartin@athletics.msstate.edu



**John R. Cade** (Digital Media)  
Assistant AD/Communications  
(662) 325-0971 • jrcade@athletics.msstate.edu



**Matt Dunaway** (Men's Basketball)  
Associate Director  
(662) 325-3595 • mdunaway@athletics.msstate.edu



**Brandon Langlois** (Football)  
Associate Director  
(662) 325-0093 • blanglois@athletics.msstate.edu



**Josh Lively** (Women's Basketball)  
Assistant Director  
(662) 325-7556 • jlively@athletics.msstate.edu



**Brian Ogden** (Softball, Soccer, Football - Secondary)  
Assistant Director  
(662) 325-0970 • bogden@athletics.msstate.edu



**Mikaela Elizondo** (Cross Country, Women's Tennis)  
Graduate Assistant  
(662) 325-0968 • melizondo@athletics.msstate.edu



**McRae Clay** (Men's Golf, Women's Basketball - Secondary)  
Student Assistant  
(662) 325-2703 • mclay@athletics.msstate.edu



**Graham Murphree** (Men's Tennis)  
Student Assistant  
(662) 325-2703 • gmurphree@athletics.msstate.edu



**Shelby Spurlock** (Women's Golf)  
Student Assistant  
(662) 325-2703 • sspurlock@athletics.msstate.edu



## QUICK FACTS

### SCHOOL INFORMATION

Location (Enrollment)	Starkville, Mississippi (22,201)
Founded	1878
President	Dr. Mark E. Keenum
Faculty Representative	Dr. Steven Turner
Director of Athletics	John Cohen
Twitter	@JohnCohenAD
Affiliation	NCAA Division I
Conference	Southeastern - Western Division
Nickname	Bulldogs
Colors	Maroon and White
Athletic Department Phone	(662) 325-2532
Ticket Office Phone	(662) 325-2600

### STADIUM INFORMATION

Name	Dudy Noble Field, Polk-DeMent Stadium
Capacity	15,000+
Field Dimensions	Left-330, Left Center-385, Center-400, Right Center-380, Right-305
Press Box Phone	(662) 325-3776

### STAFF INFORMATION

Head Coach	Chris Lemonis (The Citadel, 1992)
Twitter	@lemo22
Record at MSU (Years)	52-15 (One Season)
Career Record (Years)	193-106-2 (Five Seasons)
NCAA Appearances	4
Assistant Coach	Scott Foxhall (College of Charleston, 2004)
Years at MSU	Second Season
Twitter	@sfoxhall
Assistant Coach	Jake Gautreau (Tulane, 2011)
Years at MSU	Third Season
Twitter	@JakeGautreau
Camps Coordinator	Kyle Cheesebrough (Louisville, 2010)
Years at MSU	Second Season
Twitter	@k_cheesebrough
Strength Coach	Seth Diters (Springfield College, 2008)
Director of Player Development	Tyler Younger (Methodist, 2013)
Director of Operations	Roger Rodeheaver (Indiana, 2010)
Athletic Trainer	Jason Wire (St. Cloud State, 2006)
Equipment Operations	Cooper Kinnaman (Indiana, 2018)
Student Managers	Jared Chittom, Zach Conrad, Bryce Deupree, Joseph Iannelli, Blake Loper, Josh Nichols, Gavin Schmidt

## PROGRAM INFORMATION

### MEDIA INFORMATION

Communications Contact	Greg Campbell
Twitter	@SID_Greg
Email	gcampbell@athletics.msstate.edu
Cell	(814) 876-0824
Office	(662) 325-0972
Fax	(662) 325-2563
Mailing Address	P.O. Box 5308 Mississippi State, MS 39762
Website	HailState.com/baseball
Baseball Twitter/Instagram/Facebook	@HailStateBB

### 2019 TEAM INFORMATION

Overall Record	52-15
Home	37-5
Road	10-6
Neutral Site	5-4
SEC Record	20-10 (T-1st in SEC West)
Postseason	7-4
SEC Tournament	1-2
NCAA Starkville Regional	3-0
NCAA Starkville Super Regional	2-0
College World Series	1-2
Lettermen Returning/Lost	15/16
Position Starters Returning/Lost (30+ starts)	4/5
Pitchers Returning/Lost	7/9
Newcomers	22 (13 Freshmen, 9 Transfers)

### PROGRAM INFORMATION

First Year of Baseball	1885 (130th season)
First Year in SEC	1933 (Charter member)
All-Time Record (Win %)	2,692-1,576-29 (.629)
All-Time SEC Record (Win %)	959-822-3 (.539)
SEC Championships (Last)	11 (2016)
SEC Tournaments (Last)	33 (2019)
SEC Tournament Record (Win %)	66-54 (.550)
SEC Tournament Championships (Last)	7 (2012)
NCAA Tournaments (Last)	38 (2019)
NCAA Super Regionals (Last)	9 (2019)
College World Series (Last)	11 (2019)

The 2020 Mississippi State University Baseball Record Book is a publication of the MSU Athletic Communications Office and was compiled and edited by Greg Campbell. Special thanks to Austin Coats, Megan Fisher, Ryan Moreland and Carmen Smith.

Photography credits: Aaron Cornia, Kelly Donoho and the Mississippi Sports Hall of Fame.

Cover design by MSU Director of Creative Services, Dan Brown.

Email corrections to [gcampbell@athletics.msstate.edu](mailto:gcampbell@athletics.msstate.edu).



## PROGRAM INFORMATION



## 2020 ROSTER

No.	Name	Pos.	B/T	Ht.	Wt.	Cl./Exp.	Hometown (Previous School)
2	KC Hunt	RHP	L/R	6-3	201	Fr./Fr.	Wycoff, N.J./Ramapo
3	JT Ginn	RHP	R/R	6-2	200	So./So.	Brandon, Miss./Brandon
4	Rowdey Jordan	OF	S/R	5-10	185	Jr./Jr.	Auburn, Ala./Auburn
5	Tanner Allen	OF	L/R	5-11	190	Jr./Jr.	Theodore, Ala./UMS- Wright Prep
6	Kamren James	IF	R/R	6-2	192	Fr./Fr.	Southaven, Miss./DeSoto Central
7	Brandon Smith	RHP	R/R	6-3	213	So./So.	Richland, Miss./Richland
8	Drew McGowan	OF/RHP	L/R	6-1	182	Fr./Fr.	Hopkinsville, Ky./University Heights Academy
9	Landon Jordan	IF	L/R	6-0	194	So./So.	Poplarville, Miss./Hancock
10	Josh Hatcher	IF/OF	L/L	6-2	198	Jr./Jr.	Albany, Ga./Lee County
11	Jordan Westburg	IF	R/R	6-3	203	Jr./Jr.	New Braunfels, Texas/New Braunfels
13	Davis Rokose	LHP	L/L	6-0	195	Fr./Fr.	Johns Creek, Ga./Chattahoochee
14	Riley Self	RHP	R/R	6-4	241	Sr./Sr.	Coldwater, Miss./Magnolia Heights School
16	Jack Eagan	LHP	L/L	6-3	230	5th/Sr.	Wautoma, Wis./Wautoma (Madison C.C.)
17	Justin Foscue	IF	R/R	6-0	203	Jr./Jr.	Huntsville, Ala./Virgil Grissom
18	Chase Patrick	RHP	R/R	5-9	172	Jr./Jr.	Ellaville, Ga./Schley County (Chattahoochee C.C.)
19	Logan Tanner	C/RHP	R/R	6-0	218	Fr./Fr.	Lucedale, Miss./George County
20	Luke Hancock	C	L/R	5-11	190	So./So.	Houston, Miss./Houston
23	Landon Sims	RHP	R/R	6-2	216	Fr./Fr.	Cumming, Ga./South Forsyth
24	Will Bednar	RHP	R/R	6-2	229	Fr./Fr.	Valencia, Pa./Mars Area
25	Kyte McDonald	OF	R/R	5-10	190	Fr./Fr.	San Antonio, Texas/ Antonian
26	Xavier Lovett	RHP	R/R	5-11	180	Fr./Fr.	Houston, Texas/ Westfield
27	Bryce Brock	OF	L/L	6-0	180	So./So.	Hernando, Miss./Lewisburg
28	Christian MacLeod	LHP	L/L	6-4	227	So./Fr.	Huntsville, Ala./Huntsville
29	Carlisle Koestler	RHP	R/R	5-11	191	Gr./Sr.	Vicksburg, Miss./Warren Central (Southeastern Louisiana)
30	Jared Shemper	LHP	R/L	6-0	225	Jr./Jr.	Germantown, Tenn./Christian Brothers (Wallace C.C.-Dothan)
31	Tanner Leggett	IF	R/R	5-10	164	Jr./Jr.	Raymond, Miss./Central Hinds Academy (Northwest Mississippi C.C.)
32	Mason Land	IF	L/R	5-11	185	Fr./Fr.	Pensacola, Fla./J.M. Tate Senior
33	Brad Cumbest	OF	R/R	6-5	250	So./So.	Hurley, Miss./East Central
34	Hunter French	OF	R/R	5-9	173	Fr./Fr.	Southaven, Miss./DeSoto Central
36	Hunter Blalock	OF	R/R	6-5	219	So./Fr.	Madison, Miss./Madison Central
37	Eric Cerantola	RHP	R/R	6-5	222	So./So.	Oakville, Ontario/Ecole Secondaire Catholique Sainte-Trinite
39	Noah Fondren	IF	R/R	6-0	203	Jr./Jr.	Cullman, Ala./Cullman (Wallace State C.C.-Hanceville)
40	Jaxen Forrester	RHP	R/R	6-0	195	Jr./Jr.	Spanish Fort, Ala./Spanish Fort (East Mississippi C.C.)
41	Josh Hill	RHP	R/R	6-1	228	Fr./Fr.	Indianola, Miss./Indianola Academy
44	Austin Kelly	C	R/R	6-0	201	Fr./Fr.	Leland, Miss./The Washington School
46	David Dunlavey	RHP	R/R	6-1	202	Gr./Sr.	Spartanburg, S.C./Spartanburg (Furman)
48	Houston Harding	LHP	L/L	6-1	222	Jr./Jr.	Walls, Miss./Evangelical Christian School
50	Brandon Pimentel	IF/OF	L/L	6-3	210	So./So.	El Paso, Texas/Socorro (Howard C.C.)
55	Spencer Price	RHP	R/R	6-2	240	Gr./Sr.	Olive Branch, Miss./DeSoto Central (Meridian C.C.)

22 Chris Lemonis - Head Coach (Second Season at Mississippi State, Sixth Overall; The Citadel, 1992)

21 Jake Gautreau - Assistant Coach (Third Season; Tulane, 2011)

42 Scott Foxhall - Assistant Coach (Second Season; College of Charleston, 2004)

0 Kyle Cheesebrough - Volunteer Assistant Coach (Second Season; Louisville, 2010)

Roger Rodeheaver - Coordinator of Operations (Second Season; Indiana, 2010)

Tyler Younger - Coordinator of Player Development (Second Season; Methodist College, 2013)

Seth Deters - Strength and Conditioning Coach (Second Season; Springfield College, 2008)

Jason Wire - Associate Athletic Trainer (10th Season; St. Cloud State, 2006)

Bobby Austin - Graduate Assistant Coach (First Season; NC State, 2009)

### PRONUNCIATION

Hunter <b>Blalock</b>	BLAY-lock	Justin <b>Foscue</b>	Foss-Q	Chris <b>Lemonis</b>	Luh-MO-niss
Eric <b>Cerantola</b>	Sare-an-TOE-la	Jake <b>Gautreau</b>	Go-TRO (long o)	Christian <b>MacLeod</b>	Mc-CLOUD
Jack <b>Eagan</b>	E-ginn (hard G)	Rowdey <b>Jordan</b>	Rouw-D	Brandon <b>Pimentel</b>	Pim-in-tell
Jaxen <b>Forrester</b>	Jackson Forest-er	Carlisle <b>Koestler</b>	Car-lie-ul Kess-lur	Davis <b>Rokose</b>	Row-cohs





## CHRIS LEMONIS

Head Coach

The Citadel (1992)

# 22

Second Season

After arguably the most successful first year by a Southeastern Conference head baseball coach, Chris Lemonis begins his second season as the leader of the Mississippi State baseball program.

The 18th head coach in the storied history of the program, a journey of nearly 40 years came full circle when he was introduced on June 25, 2018 on Adkerson Plaza inside Dudy Noble Field. The son of a 1973 State graduate, Lemonis resided in Starkville as a child and now leads one of the perennial powerhouses in college baseball.

In his first season at the helm of the Diamond Dawgs, Lemonis became the winningest first-year head coach in SEC history and in the process led the 2019 edition to the second-most victories in program history at 52 (54; 1989). The 40 victories over MSU's first 50 games marked the third-most in the first 50 games of a season in program history and set the tone for State's second straight trip to the College World Series.

Lemonis became one of just three SEC head coaches to advance to the College World Series in their inaugural season in the conference, joining Jake Gibbs (Ole Miss, 1972) and fellow Diamond Dawg skipper Pat McMahon (Mississippi State, 1998).

Four Diamond Dawgs earned All-America honors during Lemonis' first season, while left-handed pitcher Ethan Small was tabbed National Pitcher of the Year (College Baseball Foundation; American Baseball Coaches Association) and right-handed pitcher JT Ginn earned the National Freshman of the Year honor (Collegiate Baseball, Perfect Game). Ginn and Small each earned specialty awards from the SEC, as well, grabbing the conference's Freshman and Pitcher of the Year, respectively.

A school-record-tying 11 Diamond Dawgs heard their names called in the 2019 Major League Baseball First Year Player Draft, including three taken in the first 10 rounds. Small became the 15th Diamond Dawg taken in the first round of the MLB Draft, while SEC career hits leader Jake Mangum (4th; New York Mets) and Colby White (6th; Tampa Bay) each heard their names called in the first 10 rounds. The 11 selections in the MLB Draft were No. 3 nationally in 2019.

Owning a head coaching record of 193-106-2, Lemonis was also a part of nearly 800 wins as an assistant coach and three trips to the College World Series. During his time at Indiana, Lemonis' teams averaged 35.3 wins per season, including a 40-win campaign during his final season in Bloomington. He averaged 39.2 victories per year during his career in an assistant role (784 wins), bolstered by a 44.9 wins-per-season average at Louisville. The Cardinals were college baseball's winningest program during that eight-year span and made the program's first three trips to Omaha.

Lemonis not only understands what it takes to get to Omaha as a coach but also as a student-athlete. A 1992 graduate of The Citadel, Lemonis added a 1990 appearance in the College World Series as a student-athlete. The appearance makes The Citadel one of just three schools in Southern Conference history (Duke, Wake Forest) and only current member of the conference to advance to Omaha.

One of the top recruiters and player development coaches in the country, Lemonis has seen success at every coaching stop. After helping his alma mater, The Citadel, to five NCAA Regional appearances in 12 seasons as an assistant coach, Lemonis joined college teammate Dan McDonald's staff at Louisville and quickly turned the Cardinals into a consistent Omaha contender.

After helping Louisville to seven postseason berths in eight years, the 2013 American Baseball Coaches Association/Baseball America Assistant Coach of the Year headed to Indiana to take his first head coaching job with the Hoosier program in 2015.

In each of his head coaching stops, Lemonis has led his team to the NCAA postseason in his first season at the helm. He helped the Hoosiers into the NCAA Tournament field during his initial season in Bloomington, before he guided Mississippi State to the College World Series in 2019 – his first season in Starkville.

Overall, Lemonis enters his 26th season as a collegiate coach in 2020, making one College World Series appearance as a head coach, taking three trips to Omaha as an assistant, earning 16 NCAA tournament berths and aiding in four 50-win seasons. His pupils have earned 29 All-America honors, 13 Freshman All-America laurels and 79 have signed professional baseball contracts, with 17 getting the call up to Major League Baseball.

### RECRUITING AND DEVELOPMENT

Widely regarded as one of the elite recruiters and developers of talent in all of college baseball, a total of 92 student-athletes have been selected in the Major League Baseball Draft under Lemonis' watch, with 17 of those reaching the highest level of professional baseball.

Since arriving at Louisville for the 2006-07 academic year, Lemonis has been a part of 12 nationally-ranked recruiting classes, including his first two classes at Mississippi State. His initial Diamond Dawgs recruiting class was tabbed as the No. 12 class nationally by Baseball America and Perfect Game, while it earned the No. 9 ranking from Collegiate Baseball Newspaper. In 2019, he and his staff brought in another top-10 ranked class, finishing as high as No. 6 by Baseball America.

In his first season at State, Lemonis saw a school-record-tying 11 Diamond Dawgs selected in the 2019 MLB First Year Player Draft, including the program's 15th first-round pick in left-handed pitcher Ethan Small. Sixteen of Lemonis' Indiana players were taken in the MLB Draft in the last four years and 14 signed professional contracts. He also recruited and coached nine of the Hoosier's school-record 10 MLB Draft choices in 2019.

From 2007-14, Lemonis saw seven-straight classes ranked among the top-30 nationally, including the No. 12 national class for the 2011 recruiting cycle. In 2017, Baseball America revisited the Cardinals' 2013 class, re-ranking it No. 2 in the nation after the on-field success under Lemonis' watch. In 2018, the publication tabbed an un-ranked 2014 recruiting class – which included 2015 National Freshman of the Year and 2017 Golden Spikes Award winner Brendan McKay – as the No. 1 class in the publication's re-rankings.

Lemonis mentored and or recruited 47 student-athletes that signed professional contracts after being selected in the MLB Draft during his eight years as the top assistant and recruiting coordinator at Louisville, including a school-record 10 selections in the 2010 MLB Draft. He helped produce 10 first or second round draft choices over a seven-year span.

To date, 15 Cardinals who were recruited by and played for Lemonis have gone on to reach the big leagues. Those players include Nick Burdi, Adam Duvall, Chris Dominguez, Cody Ege, Adam Engel, Chad Green, Dean Kiekhefer, Matt Koch, Trystan Magnuson, Justin Marks, Kyle McGrath, Brendan McKay, B.J. Rosenberg, Nick Solak and Tony Zych. Over \$28 million in signing bonuses were accrued by Lemonis' Louisville draftees.





## COACHING STAFF

### MISSISSIPPI STATE

Inheriting a team that is coming off of a trip to the College World Series doesn't always translate into immediate success, but Lemonis was able to build off of that momentum as he began writing his chapter in Mississippi State history.

Along with the second-most single-season victories (52) during the 2019 season, his team also posted the second-best 20-, 30- and 40-game starts (18-2, 25-5, 32-8) in program history. He joined Pat McMahon as the only two Diamond Dawg dugout bosses to lead the program to the College World Series in their initial campaign and his 52 wins were the most by a first-year SEC head coach in the conference's history.

State saw four student-athletes earn first-team All-SEC, tying for the fourth-most selections in a single season in program history behind the five selections in 1949, 1971 and 1977. Left-handed pitcher Ethan Small posted one of the most dominant seasons on the mound in program history, leading the nation in strikeouts and earning National and Southeastern Conference Pitcher of the Year honors. Right-handed pitcher JT Ginn was tabbed National Freshman of the Year and Southeastern Conference Freshman of the Year after opening his career as the No. 2 starter in the weekend rotation.

Along with Small, Tanner Allen, Justin Foscue and Jake Mangum each earned top honors from the SEC, and Foscue, Mangum and Small each grabbed at least one first-team All-America honor. Small became Mississippi State's seventh unanimous first-team All-American, joining Jeff Brantley (1985) and Chris Stratton (2012) as the only pitchers to accomplish the feat.

On the team side of things, State's offense led the nation in doubles to mark the first time in program history the Diamond Dawgs led the NCAA in an offensive or pitching category. The 166 doubles set a school record and rank No. 4 all-time in SEC history. The offense also ranked among the top-five nationally in three other categories; hits (2nd; 755), runs (4th; 530) and batting average (5th; .315).

### INDIANA

Lemonis left a strong legacy at Indiana as he tied for the most NCAA postseason appearances by a head coach in school history and owns three of the eight all-time NCAA Tournament appearances. The Hoosiers were the only Big Ten program to appear in three NCAA Regionals during his four-year span in the conference and one of two to make back-to-back appearances from 2015-18. He became the first coach in program history to earn three NCAA regional berths in his first four years, finishing with a 141-91-2 overall record.

During his time leading the Cream and Crimson, 41 student-athletes earned Academic All-Big Ten honors, 25 were selected All-Big Ten and 14 signed professional contracts. His 2018 squad not only advanced to the NCAA Tournament, but produced a program-record 16 Academic All-Big Ten performers and three first-team All-Big Ten honorees.

The 2018 campaign saw Lemonis' squad compile a 40-19 record and earn an at-large berth as the No. 2 seed in the NCAA Austin Regional. The Hoosiers reached the regional title game after defeating Texas Southern and eliminating No. 25 Texas A&M. Indiana fell to eventual College World Series participant Texas, with a trio of Hoosiers earning all-regional honors. Eight IU student-athletes earned All-Big Ten honors – including three first teamers – representing the program's most since 2004.

The Hoosiers were among the Big Ten leaders in several categories in 2018, ranking first in earned run average (3.09), slugging percentage (.448), home runs (68) and total bases (905), second in batting average (.284) and third in runs scored (360). That season, IU was ranked by at least one of the major publications for 15 of the 16 weeks of the regular season, including nine-straight weeks in the top 15. Four Hoosiers were selected in the MLB Draft following just the eighth 40-win season in program history.

A season prior, the Hoosiers produced a 34-24-2 record and earned the No. 2 seed at the 2017 NCAA Lexington Regional. With the postseason appearance, Lemonis became the first coach in program history to make two regionals in his first three seasons as IU's skipper. Indiana finished as the highest rated RPI team in the Big Ten (34th), while seven Hoosiers garnered All-Big Ten honors.

In year two at the helm in 2016, Lemonis' club posted a 32-24 overall record and a 15-9 mark in Big Ten play. On a national level, the Hoosier pitching staff finished second in walks allowed per nine innings (2.31), fifth in WHIP (1.15) and strikeout-to-walk ratio (3.17), 11th in team ERA (3.09) and 25th in hits allowed per nine innings (8.02). Three IU student-athletes were tabbed All-Big Ten, including first-team selection Kyle Hart. The trio of Ryan Fineman, Luke Miller and Scotty Bradley each brought home all-freshman honors from the conference.

During Lemonis' debut season of 2015, Indiana won 12 of its last 17 games – nine coming against RPI top 50 teams – and earned an at-large berth into the NCAA Nashville Regional. Three Hoosiers earned a spot on the NCAA Regional all-tournament team, while two were tabbed All-Big Ten and a pair were selected to the Big Ten All-Freshman Team. Lemonis' squad owned a 12-5 mark vs. ranked opponents in 2015, including five top-15 wins.

An advocate of playing the game the right way, Lemonis' teams hold three out of the four highest single-season fielding percentages in Indiana history, including a school record mark of .979 in 2017.

## THE LEMONIS FILE

### Personal

<b>Hometown:</b>	Myrtle Beach, South Carolina
<b>Wife:</b>	Jill
<b>Children:</b>	Marissa & Mackenzie
<b>College:</b>	The Citadel, 1992

### Coaching Career

2019-Present	Mississippi State Head Coach
2015-18	Indiana Head Coach
2007-14	Louisville Assistant Coach
2003-06	The Citadel Associate Head Coach
1995-2002	The Citadel Assistant Coach

### Lemonis Year-by-Year

#### As a Head Coach

Yr.	School	Record	Postseason
2019	Mississippi State	52-15	College World Series
2018	Indiana	40-19	NCAA Regional
2017	Indiana	34-24-2	NCAA Regional
2016	Indiana	32-24	--
2015	Indiana	35-24	NCAA Regional

<b>Totals</b>	<b>Five Seasons</b>	<b>193-106-2</b>	<b>Four NCAA Regionals One NCAA Super Regional One NCAA College World Series</b>
---------------	---------------------	------------------	--

#### As an Assistant Coach

2014	Louisville	50-17	College World Series
2013	Louisville	51-14	College World Series
2012	Louisville	41-22	NCAA Regional
2011	Louisville	32-29	
2010	Louisville	50-14	NCAA Regional
2009	Louisville	47-18	NCAA Super Regional
2008	Louisville	41-21	NCAA Regional
2007	Louisville	47-24	College World Series
2006	The Citadel	34-27	
2005	The Citadel	25-34	
2004	The Citadel	39-28	NCAA Regional
2003	The Citadel	32-25	
2002	The Citadel	31-26	
2001	The Citadel	38-24	NCAA Regional
2000	The Citadel	39-20	
1999	The Citadel	41-20	NCAA Regional
1998	The Citadel	37-24	NCAA Regional
1997	The Citadel	37-21	
1996	The Citadel	33-26	
1995	The Citadel	32-21	NCAA Regional

<b>Totals</b>	<b>20 Seasons</b>	<b>784-455</b>	<b>12 NCAA Regionals Four NCAA Super Regionals Three College World Series</b>
---------------	-------------------	----------------	---





## LOUISVILLE

As an assistant coach, Lemonis' imprint in elevating the Louisville program to new heights was evident. The former Cardinals' recruiting coordinator aided Louisville to three College World Series appearances (2007, 13, 14) and a 359-159 (.693) record during his eight seasons there.

Louisville was college baseball's winningest program during the eight-year span that Lemonis was on staff, including back-to-back 50-win seasons in 2013 and 2014. Following the program's first trip to the College World Series in 2013, Lemonis was named the ABCA/Baseball America Assistant Coach of the Year.

Lemonis helped the Cardinals produce 18 All-Americans, 61 all-conference selections, a trio of conference player of the year award winners, two conference newcomer of the year honorees and the first national "of the year" award winner in the program's history. Louisville won four BIG EAST championships in the school's final five years in the conference, and he saw U of L set the school record for wins in a season three different times, including a then-program-best 51 victories during the 2013 season.

Louisville became a hot bed for professional talent during Lemonis' time in the Derby City, as 40 Cardinals were selected in the MLB Draft from 2007-14 and another seven inked free agent contracts with professional teams. Of those, 15 have made it to the big leagues, including three from the 2013 College World Series team.

From 2007-2014, Louisville accomplished many program firsts on its way to becoming a perennial Omaha contender. Fourteen different Cardinals produced 43 different All-America honors, including first-team All-Americans Nick Burdi (2013 & 2014), Chris Dominguez (2009), Kyle Funkhouser (2014) and Neil Holland (2010). Dominguez and Funkhouser led a crop of nine student-athletes to earn Freshman All-America accolades under Lemonis.

Dominguez claimed the 2008 (co) and 2009 BIG EAST Player of the Year award, marking just the second time in conference history a student-athlete won back-to-back Player of the Year awards (Steve Stanley, Notre Dame; 2001-02). Burdi won the first-ever national "of the year" award when he was tabbed the nation's top closer and winner of the 2014 National Collegiate Baseball Writers Association Stopper of the Year.

Along with Dominguez, Jeff Gardner claimed the 2014 American Athletic Conference Player of the Year award, while Justin Marks (2007) and Jared Ruxer (2012) each earned BIG EAST Freshman of the Year awards. Thirty-eight different Louisville student-athletes totaled 61 all-conference honors, including a school-record 10 selections to the All-BIG EAST squads in 2012 and 2013. The 2010 (BIG EAST) and 2014 (AAC) squads each totaled a then-school-standard four first-team all-conference selections.

## COACHING STAFF

The accolades for Lemonis' pupils weren't limited to the regular season, as 27 Cardinals earned a total of 29 NCAA All-Region honors. The quartet of Dominguez (2007), Justin Marks (2009), Coco Johnson (2013) and Cole Sturgeon (2014) all claimed NCAA Regional MVP honors, with the 2009 squad grabbing a program-best five all-regional honors. On the conference level, Louisville saw 16 total all-tournament honors earned by 13 different Cards.

### THE CITADEL

Lemonis arrived at The Citadel as a student-athlete, transitioned into an assistant coaching role and ultimately moved his way up to associate head coach before finishing his 17-year journey on the Charleston, South Carolina campus.

During his time at The Military College of South Carolina — one of the six United State senior military colleges — the Bulldogs made six of their 13 all-time appearances in the NCAA Tournament and made the program's only appearance at the College World Series. The 1990 team is one of just three Southern Conference programs (Duke, Wake Forest) and the only active member to make it to Omaha.

Lemonis' coaching tenure spanned 12 seasons (1995-2006), included seven All-Americans and two Freshman All-Americans, saw 17 student-athletes selected in the Major League Baseball Draft and ushered in 35 offensive school records. Two of his Bulldog pupils reached the big leagues — Britt Reames and Dallas McPherson — while Philip Hartig finished his career ranked No. 7 on the NCAA's career hits chart (360; 1998-2001), with his total now No. 10 all-time in NCAA history.


He was twice tabbed All-Southern Conference during his time as a student-athlete (1989-93) and led the team in home runs on three occasions, after redshirting as a freshman and appearing in just nine games his second year on campus. Following that, Lemonis started 162 games over his final three seasons and led the Bulldogs with a .367 average, 19 doubles, 52 runs, 10 home runs and 66 RBI as senior.

A member of the 1993 All-Southern Conference Tournament team, Lemonis still ranks in the top 15 all-time at The Citadel in RBIs (152), home runs (23) and slugging percentage (.538).

### PERSONAL

Lemonis and his wife, the former Jill MacEldowney, have two daughters, Marissa and Makenzie. The Myrtle Beach, South Carolina native earned his Bachelor of Science in physical education from The Citadel in 1992 and received his Master of Arts in sport management in 1994.

He is also no stranger to Starkville, as he resided on campus as a newborn during his father's time as a student at State. His father, Thomas, was a 1973 Mississippi State graduate with a degree in electrical engineering.





## SCOTT FOXHALL

Assistant Coach

College of Charleston (2004)

42

Second Season

Scott Foxhall enters his 25th season in college baseball and second year on the Mississippi State baseball staff, serving as the program's pitching coach. Working alongside one another for the second season, Foxhall and Mississippi State head coach Chris Lemonis have a history, as the pair played and coached against each other at their respective alma maters for nearly a decade.

Foxhall played his final three collegiate seasons at College of Charleston, playing two seasons against Lemonis' teams at The Citadel, before the two crossed paths on the recruiting trail for the better part of a decade while assistant coaches at their alma maters.

The coaching veteran has made nine NCAA Tournament appearances, including five straight trips to the NCAA Regional round. Foxhall helped College of Charleston to its first-ever NCAA Super Regional in 2006 and made his first trip to the College World Series with Mississippi State in 2019. His previous coaching stints include four seasons as the pitching coach at North Carolina State (2015-18), six years at Auburn (2009-14) and 13 seasons at the College of Charleston (1996-2008).

In his first season at Mississippi State, the Diamond Dawgs pitching staff set the school record for strikeouts in a single season (718) and posted the second-most victories (52) in program history. The 2019 pitching staff ranked among the nation's top 15 in five categories, including the top 10 in strikeouts per nine innings (4th; 10.8), strikeout-to-walk ratio (7th; 3.09) and WHIP (9th; 1.23).

Left-handed pitcher Ethan Small led the NCAA in strikeouts with a program single season record 178, a total that ranks No. 5 all-time in SEC history. Small and teammate JT Ginn each posted 100-strikeout seasons in 2019, marking the fourth time in MSU history two pitchers each fanned more than 100 batters in a season.

The Greer, South Carolina, native has seen 52 of his pitchers selected in the MLB Draft, including 10 in the first 10 rounds of the draft. All 10 student-athletes Foxhall helped place in the first 10 rounds of the MLB Draft were undrafted prospects out of high school, including Small who was taken in the first-round of the 2019 MLB Draft and earned national pitcher of the year honors.

During his time in the dugout, Foxhall has tutored 23 All-America selections, 14 Freshman All-Americans and seen six pitchers earn conference pitcher of the year honors, including two straight in Small (2019) and NC State's Brian Brown (2018). Ginn was honored as the SEC's Freshman of the Year in 2019, as he and Small were each honored with national awards following the season.

### STUDENT-ATHLETE DEVELOPMENT

Along with his student-athlete's accolades on the field, Foxhall has also seen his cohorts excel in the classroom and professionally. Along with his on-field successes, he was named the 2019 Rod Dedeaux Foundation Teaching Professional of the Year at the American Baseball Coaches Association's convention.

Four of his former student-athletes are current Division I head coaches — Clemson's Monte Lee, Furman's Brett Harker, UT Martin's Ryan Jenkins and Longwood's Ryan Mau — while Jordan Tiegs serves as a pitching coach in the Texas Rangers organization.

He also stresses success in the classroom, boasting four CoSIDA Academic All-Americans (nine total honors), one CoSIDA Academic All-American of the Year and three conference Student-Athlete of the Year award winners.

## THE FOXHALL FILE

### Personal

<b>Hometown:</b>	Greer, South Carolina
<b>Wife:</b>	Laura
<b>Children:</b>	Kade and Kennedy
<b>College:</b>	College of Charleston, 2004

### Coaching Career

2019-Present	Mississippi State Assistant Coach
2015-18	North Carolina State Assistant Coach
2009-14	Auburn Assistant Coach
1996-2008	College of Charleston Assistant Coach

Philip Coker was a three-time Academic All-American — twice earning first-team honors — and was named the 2006 Academic All-American of the Year after leading the College of Charleston to the NCAA Tournament and finishing his undergraduate career with a 3.93 GPA in in Biochemistry. Joey Foxhall was a three-time selection to the nation's top academic team, while Brent Anderson (twice) and Travis Howell also earned the honor for C of C.

At Auburn, Foxhall recruited and coached a pair of student-athletes that earned high academic distinction, as Ben Jones (2009) and Cory Luckie (2010) were each named the Southeastern Conference Scholar-Athlete of the Year for all sports. Then, while at NC State, Brian Brown earned the Atlantic Coast Conference's Pitcher of the Year award and the ACC Baseball Student-Athlete of the Year award in 2018.

### MISSISSIPPI STATE

In his first season at Mississippi State, Foxhall's pitching staff finished among the national top 15 in five categories, Ethan Small led the NCAA in strikeouts and the program piled up the second-most wins (52) in program history on the way to a second-consecutive trip to the College World Series.

The 2019 season featured Small claiming national pitcher of the year honors from the American Baseball Coaches Association and College Baseball Foundation, and JT Ginn earning national freshman of the year honors from Collegiate Baseball Newspaper and Perfect Game. Ginn and Small became the fourth set of MSU teammates to pile up 100 strikeouts in the same season, as Small owned an NCAA-leading and school-record 176, and Ginn posted the second-most strikeouts in a single season by a freshman in program history with 105.

The 2019 SEC Pitcher of the Year, Small became the second Diamond Dawg in school history to lead the NCAA in a pitching category when he paced Division I in strikeouts. He joined Bobby Reed who led the NCAA with a 1.09 ERA during the 1988 season. Ginn ranked second nationally among freshmen pitchers with his 105 strikeouts on his way to winning the 2019 SEC Freshman of the Year.

As a staff, Mississippi State sat among the top 15 pitching groups in the NCAA in strikeouts per nine innings (4th; 10.8), strikeout-to-walk ratio (7th; 3.09), WHIP (9th; 1.23), hits allowed per nine innings (13th; 7.59) and ERA (15th; 3.51). The 718 strikeouts set a school standard and sat No. 2 nationally.





## NORTH CAROLINA STATE

In four seasons in Raleigh, North Carolina, Foxhall helped the Wolfpack to four straight NCAA Tournament appearances and back-to-back appearances in NCAA Regional finals in 2017 and 2018. In all, 22 NC State student-athletes recruited or coached by Foxhall heard their names called in the MLB Draft, including 10 pitchers.

Foxhall's 2018 NC State staff finished second in the ACC and No. 33 nationally in ERA (3.62), and the 42 victories were the most by a Wolfpack team since 2013. Individually, Brian Brown became the first NC State student-athlete to earn ACC Pitcher of the Year honors since 2012 on his way to second-team All-America honors. The first-team All-ACC selection was selected by the Boston Red Sox in the ninth round of the MLB Draft. Freshman Reid Johnston earned Freshman All-America and ACC All-Freshman accolades, while Joe O'Donnell was a third-team All-ACC pick.

Brown capped his career as one of the top pitchers in NC State history, finishing with a school-record 61 career starts and ranking No. 3 in with 318 career strikeouts. His career innings pitched (4th; 333.0) and career victories (6th; 25) also sat among the top 10 all-time for the Wolfpack.

Foxhall took over an NC State pitching group that would need to replace six contributors that either graduated or were selected in the MLB Draft; including all three weekend starters. He was able to mold that staff into one of the top units in the country. His 2015 group led the ACC and ranked No. 2 nationally in hits allowed per nine innings (6.97) and strikeouts per nine innings (9.4), while sitting No. 15 in the NCAA in ERA (2.95).

The 2015 Wolfpack made a run to the ACC Tournament championship game and NCAA Regional championship round. Previously undrafted pitchers Curt Britt, Jon Olczak and Brad Stone were all selected in the MLB Draft and Brown earned Freshman All-America honors. Following the season, freshman reliever Tommy DeJoneas earned a spot on the 26-man roster with the USA Baseball Collegiate National Team.

## AUBURN

Foxhall spent six seasons at Auburn as the program's pitching coach and recruiting coordinator. In his final three seasons, the Tigers registered a sub-4.00 earned run average each season, including 3.40 and 3.34 marks in 2013 and 2014, respectively.

Foxhall proved himself to be a top recruiter during his time on The Plains, as his last three classes at Auburn ranked among the top 25 nationally and peaked with a ninth-place ranking ahead of the 2014 season. Foxhall also recruited future No. 1 overall pick in the 2018 MLB Draft, right-hander Casey Mize, during his time on the Tigers' coaching staff. He also saw two of his pupils earn All-America honors, while 10 were selected All-SEC, including one SEC Player of the Year.

## COLLEGE OF CHARLESTON

Foxhall's coaching career began at his alma mater, the College of Charleston, in 1996. As the Cougar pitching coach, Foxhall brought up the Southern Conference Pitcher of the Year four times, while 10 student-athletes he recruited or coached earned All-America honors and 29 Cougars were selected in the MLB Draft.

In 2008, the pitching staff led the Southern Conference in strikeouts (480) and saves (18), a year after his 2007 pitchers topped the SoCon in strikeouts (445) and opponent batting average (.275), while ranking second in the league in ERA (4.82).

In 2006, Foxhall's C of C staff was one of the top in the NCAA, ranking among the top 10 nationally in ERA (2nd; 3.02) and winning percentage (10th; .730), while helping the program win its first NCAA Regional title. The Cougars won three straight games to claim the NCAA Lexington Regional and are the only SoCon program in the Super Regional era (1999-present) and the first since Lemonis' 1990 team at The Citadel to advance past the regional round.

Foxhall prepped three different student-athletes to the SoCon Pitcher of the Year award, as Ryan Johnson (2004), Brett Harker (2005) and Nick Chigges (2006 & 07) each earned the award. Chigges is the only SoCon pitcher to win the conference's pitcher of the year award twice and one of just three student-athletes in conference history to earn multiple specialty awards in a career.

The Cougars own the top two marks in SoCon history for victories in a single season, as his pitching staffs helped C of C win 47 games in 2004, before claiming a conference-record 48 wins in 2005. A year later, the 2006 squad's .238 batting average against set a conference record that continues to stand.

His pupils are also responsible for the only no-hitter in program history, as Zach Piccola and Harker combined to no-hit Western Carolina on March 14, 2004.

## PERSONAL

Before his coaching days, Foxhall spent two seasons at Auburn before pitching for three years at the College of Charleston (1992-94). In three seasons with the Cougars, the right-hander finished his career among the school leaders in strikeouts (156), games started (28) and innings pitched (193.2), while his nine complete games still rank No. 3 all-time at College of Charleston.

Foxhall and his wife, the former Laura Ballenger, have twin children, son Kade (12) and daughter Kennedy (12). The native of Greer, South Carolina, holds his Bachelor of Science in education from the College of Charleston.





## JAKE GAUTREAU

Assistant Coach  
Tulane (2011)

## 21

Third Season

Jake Gautreau enters his third season on the Mississippi State baseball coaching staff, serving as the recruiting coordinator, hitting instructor and infielders coach.

Gautreau's passion for the game has enabled him to achieve success at every level: high school, college, professional, and coaching. The 2019 National Assistant Coach of the Year has an unmatched passion for teaching the game and building relationships that reach far beyond the clubhouse.

On top of his National Assistant Coach of the Year honor from D1Baseball in 2019, the McAllen, Texas, native led all Texas high schoolers in home runs as a prep junior, earned All-America honors each of his three seasons at Tulane before the San Diego Padres took him with the 14th overall pick in the first round of the 2001 Major League Baseball Draft. As a professional, he rated as a top-10 prospect in the San Diego Padre's organization, before transitioning into coaching in 2009 and earning Perfect Game's 'Assistant Ready to Lead' distinction in 2013.

In just his short time in Starkville, Gautreau has left his mark on both the recruiting and coaching side of things, signing a pair of nationally-ranked classes during the first two recruiting cycles, advancing to the College World Series in both seasons and helping the Bulldog offense rank among the national leaders annually.

In 2019, Gautreau saw his offensive unit rank among the top-five nationally in four different offensive categories. The Diamond Dawgs led the nation in doubles with a school-record 166 to mark the first time in program history MSU led the NCAA in an offensive or pitching category. State also ranked No. 2 in hits (755), No. 4 in runs scored (530) and No. 5 with an SEC-leading team batting average (.315).

On the awards front, he has recruited or tutored five All-Americans and six Freshman All-Americans. In his two seasons at State, Gautreau has seen Tanner Allen, Justin Foscue and Jake Mangum all earn All-America honors, while Allen and Rowdey Jordan have touted Freshman All-America honors.

Gautreau has also seen four of his pupils earn first-team All-Southeastern Conference, including Mangum during each of his last two seasons on campus. Allen, Foscue and Mangum all grabbed top all-conference honors in 2019, with Mangum leading the SEC and the NCAA in hits (108). Allen (7) and Foscue (14) each elevated their home runs totals, posted 90-plus hits and drove in 60-plus runs each during their sophomore seasons.

In seven years as a collegiate coach, Gautreau has seen 22 of his pupils taken in the Major League Baseball Draft and a total of 25 have inked professional contracts. In 2010, he mentored Rob Segedin and helped turn him into a third-round pick of the New York Mets, and eventually reach the big leagues with the Los Angeles Dodgers.

After seeing seven Bulldogs drafted in his first year on staff, a school-record-tying 11 Mississippi State student-athletes heard their names called in the MLB Draft last season, a total that ranked No. 3 nationally. Mangum was taken in the fourth round by the New York Mets, while catcher Dustin Skelton was picked in the 18th round by the Miami Marlins. Allen was drafted for the second time in his career when the Colorado Rockies picked him in the 34th round.

The recruiting trail has also been a place where Gautreau has found success, with each of his last three recruiting classes earning national accolades. His final recruiting class at Tulane was tabbed the No. 4 class in the country by Perfect Game for the 2013 cycle, while he has garnered a pair of top-25 classes in his first two cycles at State.

## THE GAUTREAU FILE

### Personal

**Hometown:** McAllen, Texas  
**Wife:** Erin  
**Children:** William and Weston  
**College:** Tulane, 2011

### Coaching Career

2018-Present Mississippi State Assistant Coach  
2015-17 Certified Player Agent, Boras Corporation  
2009-14 Tulane Assistant Coach

Gautreau helped secure a top-25 class according each of the four major recruiting services for the 2018 cycle, while his 2019 recruiting class was ranked as high as No. 5 by D1Baseball and was a consensus top-15 class. The only staff member retained by head coach Chris Lemonis upon his arrival in Starkville in 2018, Gautreau helped the Bulldogs keep first-round draft pick JT Ginn away from the Los Angeles Dodgers.

The Conference USA Hall of Famer began his coaching career at his alma mater, Tulane, and he spent five years as an assistant coach, before serving as interim head coach during the second half of the 2014 season – his final year at TU. Following his stint with the Green Wave, Gautreau spent three years as a Certified Player Agent for the Boras Corporation. During his time with the Boras Corporation, he identified and evaluated talent and recruited premier amateur baseball players from across the country, along with helping them prepare for the MLB Draft.

### MISSISSIPPI STATE

Gautreau has been a part of back-to-back College World Series appearances during his time at Mississippi State, marking just the second time in program history the Diamond Dawgs advanced to Omaha in consecutive seasons.

In his two seasons overseeing the State offense, Gautreau has tutored the SEC's hits leader in each season, as Jake Mangum posted the first back-to-back 100-hit seasons in MSU history and just the fourth occurrence in SEC history. In the process, Mangum also ended his career as the SEC's all-time hits leader and finished No. 4 on the NCAA's career list with 383 hits over his four seasons. He piled up 209 of those hits over his last two seasons, including a school single-season record of 108 in 2019.

A left-handed hitter himself, he helped the left-handed freshman tandem of infielder Tanner Allen and outfielder Rowdey Jordan earn Freshman All-America honors at the conclusion of 2018. Allen, who also earned a spot on the SEC All-Freshman Team, started all 68 contests during his rookie season and hit .287 with 28 extra base hits and ranked No. 2 on the team with 45 RBIs. Jordan hit .321 during his freshman campaign, starting 51 contests and ranking No. 2 on the team with seven home runs.

The 2019 squad piled up a nation's-leading 166 doubles – the first MSU team to lead the country in an offensive category in program history – and also ranked among the top five in hits (2nd; 755), runs scored (4th; 530) and batting average (5th; .315). The doubles total also ranks No. 4 all-time in SEC history.





In 2018, Gautreau's impact was immediately apparent as a recruiter and in his approach to coaching. After a slow start at the plate, State raised its batting average nearly 20 points over the final two months of the season, leading the way in a dramatic run to the program's 10th trip to Omaha.

From February to April, MSU hit just .271 and scored 5.1 runs per game. Beginning in May, the offense saw a jump in production, hitting .289 during that stretch and scoring 7.7 runs per contest. The uptick in offensive production also saw the offense produce RBIs on a much higher level, jumping from 4.6 to 6.9 runs batted in per game, while cutting down the strikeout number by 1.5 per game.

As a recruiter, Gautreau's impact was immediately felt in Starkville, as the Bulldogs landed a top-5 class for the 2018 recruiting cycle and owned a top-10 class in 2019. Gautreau pulled together a consensus top-15 recruiting class in the midst of a coaching change during the 2018 cycle, earning a No. 5 ranking from D1Baseball, the No. 9 post from Collegiate Baseball Newspaper and the No. 12 spot from Baseball America and Perfect Game.

#### **TULANE**

In five seasons at his alma mater, Gautreau helped Tulane rebuild the foundation that he helped establish as a student-athlete on the Uptown campus. He led the recruiting efforts that landed the No. 4 national class during this final recruiting cycle with the program and also served as the interim head coach in 2014.

His recruiting prowess was on display as Perfect Game tabbed the 2013 signing class the No. 4 class, and for good reason, as it included three Baseball America Top-500 prospects in shortstop Stephen Alemais, catcher Jake Rogers and right-handed pitcher J.P. France. France spent his graduate transfer season at Mississippi State in 2018 and was a 14th round pick by the Houston Astros in the 2018 MLB Draft. Alemais and Rogers were both selected in the third-round of the 2016 Draft, and Rogers made his MLB debut in July 2019.

From 2010-14, he tutored some of the finest hitters to come through Tulane. In 2010, Rob Segedin boasted a .434 batting average to rank second all-time on the program's single-season charts, becoming just the fifth player in school history to top the .400 mark for a season. Along with Segedin (2010), three others joined him as being picked in the MLB Draft: Garrett Cannizaro (2013), Brennan Middleton (2013) and Jeremy Schaffer (2012).

#### **ON-FIELD SUCCESS**

His seven-year career in professional baseball saw him spend time with the San Diego Padres, Cleveland Indians and New York Mets organizations. Gautreau reached as high as Triple-A during his professional career after being drafted with the No. 14 overall pick of the 2001 Major League Baseball Draft. During his time in professional baseball, Gautreau moved from third base to second base and was named the No. 3 second base prospect in baseball by Baseball America.

During his collegiate career, Gautreau helped Tulane to 142 victories in three seasons and the program's first College World Series berth in 2001. His junior season featured a .355 batting average, 44 extra base hits and an NCAA-leading 96 RBIs. He was a Golden Spikes Award finalist and a first-team All-America selection as a junior. A two-time Conference USA Player of the Year, Gautreau was named the Conference USA Player of the Decade (1990-2000) in 2005 and was elected to the Conference USA Hall of Fame as a part of the initial induction class in 2019.


In all, Gautreau earned seven All-America honors during his time at Tulane, garnering second-team All-America as a sophomore and third-team laurels as a freshman. He was also a first-team Freshman All-American during the 1999 season. Gautreau finished his collegiate career with a .344 average with 58 home runs, 103 walks, 200 runs scored, 233 RBIs and 275 hits in three collegiate seasons.

He was also a member of the 2000 USA Baseball Collegiate National Team. Gautreau hit .348 (32-for-92) with seven doubles and four home runs to go with 20 RBI and a .576 slugging percentage. His time with Team USA also included the 2000 XXI Haarlem Baseball Week title, where he earned MVP honors in helping the Red, White, and Blue to a 6-0 record. That summer the Collegiate National Team posted a 27-3-1 record.

#### **PERSONAL**

Gautreau and his wife, the former Erin Dobyanski, have two sons, William (6) and Weston (4). Erin was a four-year letterwinner for Tulane's women's volleyball program. The McAllen, Texas, native earned his Bachelor of Arts in media arts from Tulane in 2011.





## KYLE CHEESEBROUGH

0

Volunteer Assistant Coach/Camps Coordinator  
Louisville (2010)

Second Season

In his second season as the program's volunteer assistant coach and camps coordinator, Kyle Cheesebrough will work alongside Mississippi State head coach Chris Lemonis for the ninth straight season in 2020.

In his 10-year career as a college assistant coach, Cheesebrough has used his experience to fill a very unique role on each staff. The former college backstop has been tasked with coaching his program's catchers, while also working with the hitters.

Cheesebrough helped Mississippi State to the College World Series in 2019 after spending four years at Indiana University (2015-18), three at the University of Louisville (2012-14) and one with the University of Pittsburgh (2011). He also spent one season as an undergraduate assistant at Louisville in 2010 while finishing his degree.

In his time as a coach, Cheesebrough has been a part of seven NCAA Tournament teams and made three trips to the College World Series. Along with helping MSU reach Omaha in his first season on staff, Cheesebrough was a part of back-to-back College World Series squads at Louisville. He also made a pair of NCAA Tournament appearances as a student-athlete at U of L, reaching the 2009 Fullerton Super Regional.

Overall, 10 student-athletes that Cheesebrough has recruited or coached have earned All-America honors, while five others have garnered Freshman All-America status. He has worked with 62 all-conference selections during his time as a coach, which includes the trio of Tanner Allen, Justin Foscoe and Jake Mangum, who each earned first-team All-SEC during the 2019 season.

The 2019 campaign saw Cheesebrough help the Bulldogs offense reach new heights. Mississippi State led the NCAA in an offensive or pitching category for the first time in program history with an NCAA-leading 166 doubles, a total that sits No. 4 all-time in SEC history, while ranking No. 2 in hits (.755), No. 4 in runs scored (.530) and No. 5 with an SEC-leading team batting average (.315).

Cheesebrough had a hand in 21 draft picks during the 2019 Major League Baseball First Year Player Draft, as a school-record-tying 11 Mississippi State student-athletes and program-record 10 Indiana student-athletes were selected in the draft. The MSU total ranked No. 3 nationally, while the IU total was tied for No. 5 among NCAA Division I programs. Diamond Dawg catcher Dustin Skelton was picked in the 18th round by the Miami Marlins after posting career highs in every offensive category and throwing out 20 potential base stealers.

In nine years as a collegiate coach, Cheesebrough has heard 47 of his pupil's names called in the Major League Baseball Draft, with eight of those reaching the big leagues. In his first coaching stop at Pittsburgh, both Kevan Smith and Ray Black were selected in the seventh round and have each reached the major leagues. Seven more big leaguers came during his time at Louisville, including Nick Burdi, Cody Ege, Adam Engel, Chad Green, Matt Koch, Kyle McGrath and Nick Solak.

### MISSISSIPPI STATE

In his initial season at Mississippi State, Cheesebrough tutored Dustin Skelton to a career year that saw the backstop drafted in the 18th round of the MLB Draft after setting career marks in every major offensive category. Skelton was tabbed second-team All-South Region by the American Baseball Coaches Association after hitting .314 with 10 home runs and 55 RBIs.

## THE CHEESEBROUGH FILE

### Personal

**Hometown:** Rowlett, Texas  
**Wife:** Brittany  
**College:** Louisville, 2010

### Coaching Career

2019-Present	Mississippi State Assistant Coach
2015-18	Indiana Assistant Coach
2012-14	Louisville Assistant Coach
2011	Pittsburgh Assistant Coach

His catching corps threw out an SEC-best 29 potential base stealers in 2019, including 20 by Skelton. The 20 base runners caught stealing ranked No. 2 in the conference, were sixth among Power 5 catchers and were more than any Pac-12 team threw out in 2019.

The 2019 squad piled up a nation's-leading 166 doubles – the first MSU team to lead the country in an offensive category in program history – and also ranked among the top five in hits (2nd; .755), runs scored (4th; .530) and batting average (5th; .315). The doubles total also ranks No. 4 all-time in SEC history.

### INDIANA

During his time at Indiana, Cheesebrough served as the programs hitting and catching coach. He was also the program's recruiting coordinator and helped the Hoosiers land three top-35 classes in four seasons. Overall, 12 Hoosier hitters earned All-Big Ten honors during his time in Bloomington and eight garnered Big Ten All-Freshman Team laurels.

In 2018, Cheesebrough helped infielder Matt Gorski and utility player Matt Lloyd earn first-team All-Big Ten, while rookie infielder Drew Ashley brought home all-freshman team honors after hitting .365 in Big Ten play. Catcher Ryan Fineman tied for the Big Ten lead with 21 runners caught stealing during the 2018 campaign, while the 30 stolen bases against were the fourth fewest among everyday starting catchers in the conference.

As a team, IU compile a 40-19 record and earn an at-large berth as the No. 2 seed in the NCAA Austin Regional. The Hoosiers led the Big Ten in slugging percentage (.448), home runs (68) and total bases (905), finished second in batting average (.284) and third in runs scored (360). That season, Indiana was ranked by at least one of the major publications for 15 of the 16 weeks of the regular season, including nine-straight weeks in the top 15 on its way to just the eighth 40-win season in program history.

Indiana found itself in the NCAA Tournament field again in 2017, finishing with 34 victories and finished just two games out of first place in the conference. Four newcomers earned all-conference honors as Matt Lloyd was named second-team All-Big Ten, while Matt Gorski (first base), Jeremy Houston (shortstop) and Cal Krueger (starting pitcher) each earned Freshman All-Big Ten laurels.





## COACHING STAFF

Cheesebrough helped lure a nationally-ranked class for the 2016 season, with many of those recruits playing a key role on the field. Scotty Bradley, Ryan Fineman and Luke Miller each earned spots on the Freshman All-Big Ten team, with Miller also honored as a freshman All-American by Collegiate Baseball. He tutored Fineman, who started 50 of Indiana's 56 games at catcher and had just 23 stolen bases against, which was third fewest in the conference.

In his first season with the Hoosiers, the program reached its third-straight NCAA Regional and owned a 12-5 record vs. ranked opponents, including five top-15 wins. Cheesebrough helped guide a Hoosier offense that ranked in the top five in the Big Ten in eight statistical categories. Working with the team's catchers, he tutored Brad Hartong, who led the Big Ten in runners caught stealing (21), while hitting .303 with 70 hits and 13 doubles. Hartong was drafted by the Minnesota Twins in the 2015 MLB Draft.

### LOUISVILLE

Cheesebrough returned to Louisville prior to 2012 and helped Louisville notch back-to-back College World Series appearances in 2013 and 2014. The Cardinals reached the NCAA Tournament during each of his three seasons on staff, winning 142 games during that stretch.

In each of his three seasons on the Louisville coaching staff, Cheesebrough worked with the Cardinals' catchers, including Kyle Gibson, who was named to the 2012 NCAA Tucson Regional All-Tournament team after hitting .417 with two doubles in four games.

Overall, 17 student-athletes were drafted during Cheesebrough's time on the Louisville staff, with seven of his pupils reaching the major league level. Six Cardinals claimed All-America honors, three grabbed Freshman All-America accolades and 27 were tabbed all-conference, including American Athletic Conference Player of the Year Jeff Gardner.

### PITTSBURGH

In his one season at Pittsburgh in 2011, Cheesebrough worked with catcher Kevan Smith, who earned first-team All-BIG EAST honors while hitting .397 with 11 home runs and 56 RBI. Smith, who was also a quarterback for the football team, became the second Panther in program history with 80 hits, 50 RBIs and 10 home runs in the same season, as he was taken by the Chicago White Sox in the seventh round of the MLB Draft.

After winning the seventh-most games in program history in 2011, a program-record six student-athletes were taken in the MLB Draft. Ray Black joined Smith as a seventh-round selection to give the 2011 team a school-record tying two picks in the first 10 rounds of the draft.

### PERSONAL

As a two-year letterwinner at Louisville, Cheesebrough helped the Cardinals advance to NCAA Regionals in consecutive seasons, including an appearance in the 2009 NCAA Super Regional. Louisville won back-to-back BIG EAST Tournament titles and claimed the 2009 BIG EAST regular season crown during his time on campus.

Cheesebrough is married to the former Brittany Collins. The Rowlett, Texas, native owns a Bachelor of Science in education from the University of Louisville.





## SETH DETERS

Director of Baseball Strength and Conditioning  
Springfield College (2008)

Second Season

Seth Deters enters his second season at Mississippi State as the Director of Baseball Strength and Conditioning. Deters is responsible for designing and implementation of the comprehensive strength and conditioning programs for the Bulldog baseball program.

In his 11 seasons working with collegiate baseball, Deters has helped his programs to nine postseason appearances, one NCAA Division II National Runner-Up finish and a pair of trips to the NCAA College World Series. He has tutored 14 All-Americans, nine Freshman All-Americans and 45 Major League Baseball draft picks, including three that have reached the big leagues.

In his first season in Starkville, Deters helped Mississippi State reach the College World Series, working with a quartet of All-Americans – including National Pitcher of the Year Ethan Small – along with tutoring the National Freshman of the Year in JT Ginn. At season's end, the Diamond Dawgs had a school-record-tying 11 student-athletes drafted in the MLB First Year Player Draft.

Prior to joining MSU, Deters spent three seasons at Florida State working directly with the baseball program, while also overseeing the graduate practicum students. The Seminoles advanced to the NCAA Tournament in each of his three seasons on the Tallahassee campus, including a trip to the 2017 College World Series. FSU piled up 40 wins and finished among the top 25 at season's end all three years, including a No. 6 showing in 2017.

Over three seasons, 16 Noles heard their name called in the MLB Draft and the 2018 team saw nine student-athletes taken in the MLB Draft, which were the most for the program since the 1995 class had 10 picks. On the awards front, he helped six student-athletes earn All-America honors and five garner Freshman All-America accolades during his time in Tallahassee.

Before arriving at Florida State, Deters served as the assistant strength and conditioning coach at Maryland for three years where he worked directly with baseball, wrestling, women's soccer, as well as the men's and women's golf programs. Along with his team responsibilities, Deters served as the point of contact for the Terrapins' strength and conditioning internship program.

In three seasons with the Terps, Deters saw his pupils earn a pair of All-America honors and three Freshman All-America laurels. Of his 15 Maryland student-athletes selected in the MLB Draft, three have reached the big leagues. Brandon Lowe starred for the Tampa Bay Rays in 2019, earning American League All-Star status in his first full season in the majors.

The 2014 and 2015 Terrapin teams put together back-to-back 40-win seasons and advanced to the NCAA Super Regional round each year. Mike Shawaryn earned first-team All-America honors in 2015, becoming the first since 2002 and just the seventh UMD baseball student-athlete all-time to earn a spot on the top All-America team. In 2019, Shawaryn and LaMonte Wade both reached the big leagues.

Deters received his Master of Science in educational leadership and sports management at Winona State University while serving as the graduate assistant strength and conditioning coach with the Warriors' baseball, men's basketball, softball and gymnastics programs. Additionally, he assisted with the Winona State football program during his time in southeast Minnesota.

The baseball program posted one of the most successful stretches in program history, piling up 107 wins over three seasons and finishing as the NCAA Division II National Runner-Up in 2011. The 42 wins in 2011 are tied for the second most in program history. The 2010 team had one of the most successful offensive attacks in school history, finishing second in program history in runs scored (435), home runs (70) and doubles (121). Three of the six Division II postseason appearances came from 2010-12, while the Warriors saw just the second-even student-athlete selected in the MLB Draft in 2011 with Tony Mueller was picked in the 13th round by Atlanta.

His first opportunity at the NCAA Division I level came at Iowa where he began as an intern before earning part-time status as an assistant strength and conditioning coach. After working with the Hawkeyes' 21 Olympic sports programs in his first year, he was able to concentrate his efforts on baseball, cheerleading and the men's and women's track and field programs for the Hawkeyes.

Deters gained his first experience in the field at Binghamton University during the summer of 2007 as he implemented the strength and conditioning programs for men's and women's basketball. He also worked with the Maximum Athletic Performance Camp, helping develop middle school and high school aged athletes.

Certified by the National Strength and Conditioning Association as a certified strength and conditioning specialist (CSCS), Deters also owns certifications from the United States of America Weightlifting Sports Performance Coaches and the American Red Cross in first aid, CPR and AED.

Deters is married to the former Christy Pollner, they have one daughter, Erin (2). The Gilbertsville, New York, native earned his bachelor's degree in exercise science from Springfield (Mass.) College in 2008.





## ROGER RODEHEAVER

Coordinator of Baseball Operations  
Indiana (2010)

Second Season

In his second season as the coordinator of baseball operations at Mississippi State, Roger Rodeheaver has been around college baseball since his time as a student-athlete at Indiana University. His responsibilities include budgeting, schedule coordination, team travel and oversight of various parts of the day-to-day operation of the program.

His first season at State saw him coordinate the opening of the team spaces inside the new \$68-million Dudy Noble Field, working with the construction management group to ensure team spaces were fully operational. He also coordinated all aspects of team travel during the 2019 College World Series season.

From 2012-18, Rodeheaver filled a variety of roles for the baseball program at his alma mater. During his seven years on the baseball staff at IU, he spent five seasons as the director of baseball operations and two seasons as the programs volunteer assistant coach. During his five seasons as the director of operations at Indiana, Rodeheaver was responsible for budgeting, scheduling, travel coordination and video breakdown.

Prior to his operations role, Rodeheaver served as Indiana's volunteer assistant coach in 2012 and 2013. He worked extensively with the outfielders and served as the first base coach during his time in the position. Rodeheaver also assumed travel coordination duties for the 2013 campaign, the year the Hoosiers advanced to the College World Series.

As a student-athlete at IU, Rodeheaver posted a career batting average of .316 while cranking out 21 home runs, 115 RBI and 33 doubles. He was drafted in the 36th Round by the Philadelphia Phillies in the 1998 Major League Baseball Draft and played three seasons of professional baseball.

Rodeheaver is married to the former Amy Hill, and the couple has one son, Nolan (6). The Morgantown, West Virginia native owns bachelor's and master's degrees from Indiana University.



## JASON WIRE

Associate Athletic Trainer  
St. Cloud State (2006)

10th Season

Jason Wire is in his 10th season as an athletic trainer for the Mississippi State athletic department, as he joined the department in September of 2010.

During his time with the program, Wire has been a part of eight NCAA Tournament teams and seen the program advance to the College World Series on three occasions.

Prior to arriving in Starkville, Wire spent a year in professional baseball working in the Baltimore Orioles organization. He spent one season as the athletic trainer and head strength and conditioning coach for the Delmarva Shorebirds, the Class A affiliate in the Atlantic League.

While earning his graduate degree, Wire spent two years at San Jose State and handled the athletic training needs of the Spartan's baseball, men's and women's soccer and women's tennis programs.

A member of the National Athletic Trainers' Association, Wire began his career in the athletic training field as a student at St. Cloud State, working with the Husky's baseball, football and hockey programs.

Wire married to the Sarah Williams, who is an athletic trainer for MSU's Longest Student Health Center. The couple was married in October 2015. The St. Cloud, Minnesota native owns his bachelor's degree in kinesiology from St. Cloud State University and his graduate degree in athletic training from San Jose State University.



## TYLER YOUNGER

Coordinator of Player Development  
Methodist College (2013)

Second Season

Tyler Younger enters his second season on the Mississippi State baseball staff as the coordinator of player development. He is charged with assisting Major League Baseball scouts, working with the program's alumni, while analyzing data and helping with scouting opposing teams.

In his first season with the program, the Diamond Dawgs saw a school-record-tying 11 student-athletes selected in the Major League Baseball Draft. The 11 draft picks ranked No. 3 nationally, with three of those picks coming in the first 10 rounds. Ethan Small became the 15th MSU student-athlete selected in the first round when Milwaukee took him with the 28th overall pick.

Younger spent the 2017 and 2018 seasons at Gulf Coast State College as an assistant coach. During his time at Gulf Coast, Younger worked with the hitters and served as the program's recruiting coordinator. In two seasons, Younger helped 16 student-athletes move on to four-year schools, with 10 of those heading to Division I universities.

He spent one season at Bradley University as the volunteer assistant coach, working with the catchers and hitters. That season the Braves won 29 games and advanced to the semifinals of the Missouri Valley Conference Baseball Championship.

During the summer of 2015, Younger served as the bullpen coach and opponent liaison for the USA Baseball Collegiate National Team. Along with running the bullpen activities during games, Younger also assisted with the setup and execution of team drills for the program.

Prior to his experience with USA Baseball, Younger spent two years as a graduate student manager at NC State, where he helped the Wolfpack to 68 wins during his two seasons and an appearance in the 2015 NCAA Fort Worth Regional. Among his duties at NC State, Younger set up and assisted with drills, threw batting practice and hit ground balls to infielders.

Younger served as an assistant coach for the Coastal Plains League Florence Red Wolves during the summer of 2014. Serving a wide variety of duties for Florence, Younger helped the Red Wolves to a runner-up finish in the CPL championship series. Led by CPL Pitcher of the Year Mike Morrison and Hitter of the Year Gene Cone, the Red Wolves completed the 2014 campaign with a 41-23 record.

A four-year baseball letterwinner at Methodist University from 2009-13, Younger was a four-time USA South Academic All-Conference selection. He earned the 2012-13 Male Scholar-Athlete of the Year award and was the 2012-13 Methodist University Physical Education and Health Education Major of the Year.

Younger is married to the former Shannon Johnson. The Chatham, Virginia native earned his bachelor's degree in physical education and health education from Methodist University. He also owns his master's degree in parks, recreation and tourism management with a concentration in sport management from North Carolina State University.



## BOBBY AUSTIN

Graduate Assistant Coach  
North Carolina State (2019)

First Season

Bobby Austin is in his first season as the graduate assistant coach at Mississippi State University, after spending five years with the baseball program at NC State and the last three summers with USA Baseball.

As an undergraduate assistant coach for the Wolfpack, Austin filled a variety of roles with the program from 2015-19. Along with his duties of organizing the setup of practice, he also assisted the coaching staff in the formation of scouting reports and aided in the operational side of the program.

Over three summers, Austin was a part of the USA Baseball organization, serving in a task force role for the 2019 Collegiate National Team and the 2016 and 2017 Tournament of Stars, and as the coordinator for the 2018 18U National Team.

In 2019, Austin was a part of the Collegiate National Team along with Bulldog head coach Chris Lemonis, and student-athletes Tanner Allen and Justin Foscoe. He assisted with many of the operational needs of the program, including gear distribution, scheduling and practice planning.

His role as coordinator for the 18U National Team in 2018 saw him coordinate travel, assist in operational needs and provided on-site support for many of the USA Baseball events. From 2016-17, Austin served as a task force member for the Tournament of Stars each season. During those events, he helped organize schedules execute workout and evaluations of participants.

The Wake Forest, North Carolina native earned his bachelor's degree in sport management with a minor in business administration from NC State University.



## SUPPORT STAFF



**Bennie Ashford**  
Assistant A.D./  
Video Production



**Pamela Bartz**  
Director/Sports Nutrition



**Leah Beasley**  
Executive Senior Associate A.D./  
External Affairs



**Dan Brown**  
Director/Creative Services



**Greg Campbell**  
Assistant Director/  
Communications



**Austin Coats**  
Graduate Assistant/  
Communications



**Zach Conrad**  
Manager



**Bryce Deupree**  
Manager



**April Edwards**  
Office Associate



**Rhett Hobart**  
Assistant A.D./  
Marketing and Branding



**Joseph Iannelli**  
Manager



**Frankie Kamely**  
Assistant Director/  
Creative Video



**Cooper Kinnamen**  
Assistant Equipment Manager



**Taylor Lee**  
Assistant Coordinator/  
Spirit and Fan Engagement



**Blake Loper**  
Manager



**Matt Meyer**  
Assistant Director/  
Marketing



**Josh Nichols**  
Manager



**Becca Opheim**  
Assistant Director/  
Digital Strategy & Social Media



**Chris Opheim**  
Director of Spirit/  
Fan Engagement



**Kaila Pohrte**  
Graduate Assistant/  
Athletic Academics



**Ben Rodriguez**  
Assistant A.D./  
Student-Athlete Development



**Gavin Schmidt**  
Manager



**Amanda Seifert**  
Athletic Academic Counselor



**Hunter Sykes**  
Graduate Assistant



**Niekro Torres**  
Graduate Assistant/  
Strength and Conditioning



**Jason Walker**  
Director/  
Ticket Operations



**Daniel Watkins**  
Associate A.D./  
Creative Strategy





## TANNER ALLEN

OF | 5-II | 190 | Jr./Jr. | L/R

Theodore, Ala. | UMS-Wright Prep

5

Major: Kinesiology



## CAREER NOTES &amp; RECORDS

**Draft:** Chosen in the 36th round of the 2017 MLB First Year Player Draft by the Chicago Cubs...Selected in the 34th round of the 2019 MLB First Year Player Draft by the Colorado Rockies.

**Season: 2019:** Ranks tied for No. 8 on the single season doubles charts (22).

**Game: 2019:** Equalled the school record for at-bats with eight against LSU (5/22) at the SEC Tournament.

**International:** Competed for the USA Baseball Collegiate National Team during the summer of 2019...Appeared in 12 of 14 games with 11 starts for Team USA.

## 2019 (SOPHOMORE SEASON)

**Awards:** Earned NCAA Starkville Regional All-Tournament Team at first base...Selected third-team All-America by Collegiate Baseball Newspaper...Named first-team All-SEC at first base...Tabbed SEC All-Tournament Team at first base after leading all first basemen in batting average (.313), extra base hits (2) and total bases (7)...Earned Perfect Game National Hitter of the Week honors and Collegiate Baseball Newspaper National Player of the Week Honor Roll laurels after batting .538 with 13 RBIs during opening weekend versus Youngstown State.

**Season:** Started at first base in all 64 games...Hit walk-off, RBI double in rubber game of Southern Miss series (2/24).

**Youngstown State (2/15-16):** Batted .538 with seven hits, five going for extra bases Hit two home runs and tallied 13 RBIs in the season-opening series...Collected multi-hit and multi-RBI performances in all three contests...Doubled and homered in game one of the series...Went 2-for-3 with a double, home run and six RBIs in the middle game...Had three hits in the final game against the Penguins...Also doubled and plated three runs. **UAB (2/20):** Walked in one of four plate appearances. **Southern Miss (2/22-24):** Collected three hits in twelve at-bats in the three-game series to go along with four RBIs...Earned two RBIs on one hit in game two...Hit a walk-off, RBI double in rubber game of series. **Jackson State (2/26):** Drove in two runs via a sacrifice fly and a hit-by-pitch. **Southeastern Louisiana (2/27):** Doubled, walked and scored two runs. **Frisco Classic (3/1-2):** Scored a pair of runs and drove in one RBI. **vs. Sam Houston State (3/1):** Earned an RBI via sacrifice fly...Also collected a hit and scored a run. **vs. Texas Tech (3/2):** Walked and scored the eventual game-winning run. **Arkansas-Pine Bluff (3/6):** Collected an RBI on a single. **Maine (3/8-10):** Went 0-for-8 in series-opening doubleheader...Bounced back with a single, walk, stolen base and two runs scored in game three. **Grambling (3/13):** Reached base in all six plate appearances with three hits and three walks...Drove in two RBIs and scored four times. **at Florida (3/15-16):** Collected four hits and scored three runs in the weekend series...Went 2-for-5 in game one and scored...Had two hits, two runs and an RBI in the middle game. **Little Rock (3/19):** Doubled and drove in an RBI. **Auburn (3/22-24):** Started all three games at first base...Reached base at least twice in each game...Singled, walked and scored one run in the series opener...Singled, walked twice and scored two runs in the middle game of the series...Doubled in the first inning of the series finale...Plated one RBI with a fourth-inning single. **Mississippi Valley State (3/26):** Reached base safely three times with a hit and two walks...Also reached on an error...Scored three runs. **LSU (3/28-30):** Started all three games at first base...Reached base once in each game...Drew one walk in the series opener and series finale...Singled for his lone hit of the weekend in the middle game of the series. **ULM (4/3):** Homered for his lone hit of the game...Also walked...Scored two runs. **at Tennessee (4/5-7):** Started all three games at first base...Singled to drive in the eventual game-winning in the series opener...Homered as part of a three-hit day in the series finale...Chipped in a pair of singles in the finale. **South Alabama (4/10):** Went 3-for-4 with five RBIs in a start at first base...Notched a two-RBI single in the third inning to give State the lead...Doubled in the fifth inning...Hit a three-run home run in the seventh, which plated the eventual game-winning runs.

**Alabama (4/12/14):** Started all three games at first base...Hit .538 (7-for-13) on the weekend and added two walks...Posted four doubles and scored five runs in the series...Doubled as part of a two-hit night in the series opener...Also walked and scored a run in the seventh inning...Posted one hit and walked in the middle game of the series...Drew a base on balls and scored in the fourth...Posted four hits - three doubles - and scored three times in the finale...Also drove in one RBI...Doubled in one RBI in the second and came around to score...Doubled and scored in the fourth inning...Singled and scored in the seventh.

**Texas Southern (4/16):** Reached base twice in the game...Singled in the third inning...Was hit by a pitch to start the eighth inning and came around to score the eventual game winning run. **at Arkansas (4/18-20):** Reached base six times in the series - four hits and two walks...Posted a pair of hits in the series opener...Walked and scored a run in the middle game of the series...Reached base three times in the series finale, going 2-for-3 at the plate with a walk...Also scored one run. **vs. Ole Miss (4/23):** Went 1-for-3 with a walk...Walked and scored a run in the sixth inning...Singled to drive in one RBI in the seventh inning. **Georgia (4/26-28):** Opened the series with a 3-for-4 day at the plate and reached base five times...Scored one run and drove in four RBIs in the series opener...Drew a bases loaded walk to drive in an RBI...Singled in a run in the fourth and plated two runs in the seventh with a single...Doubled and scored a run in the eighth...Walked and scored a run in the middle game of the series...Drove in three RBIs in the series finale...Doubled in two RBIs in the fifth inning...Had a sacrifice fly in the seventh. **at Texas A&M (5/3-4):** Started all three games at first base...Laid down a sacrifice bunt in the eighth inning to move two runners into scoring position...Singled for his lone hit of the second game in the series...Drew a bases loaded walk in the series finale to push the third run of the game across in the fourth inning. **Memphis (5/8):** Reached base in all five plate appearances...Went 4-for-4 with a walk...Scored twice and drove in one RBI...Singled in the first, third, fifth and sixth innings...Came around to score in the fifth inning...Drove in an RBI in the sixth inning...Was intentionally walked in the eighth and came around to score the game winning run from first base on an Elijah MacNamee double. **at Ole Miss (5/10-12):** Hit .538 (7-for-13) on the weekend with five RBIs in three starts at first base...Opened the series with a 3-for-4 day at the plate...Drove in both RBIs with two-out hits in the 2-0 series-opening win...Plated the first run with a third-inning RBI double...Knocked in the second run with an RBI single in the fifth...Plated two RBIs with a seventh-inning single to break a 4-4 tie...Reached base in his final four plate appearances, with three singles and a walk...Drew a bases loaded walk in the nine-run fourth inning for his lone RBI and came around to score. **Louisiana Tech (5/14):** Walked and scored a run. **South Carolina (5/16-18):** Hit .800 (12-for-15) with an .812 on-base percentage and 1.200 slugging percentage in three starts at first base...Posted multiple hits and multiple RBIs in each game of the three-game series...Opened the series with a 5-for-5 effort, four runs scored and three RBIs...Drew a bases loaded walk in the third inning...Drove in two RBIs with a single in the fifth inning...Went 4-for-5 in the middle game of the series with three RBIs and a run scored...Doubled to drive in a run in the seventh...Tripled and plated a pair of runs in the eighth...Had three hits in the series finale...Doubled to plate a run in the seventh inning...Singled to drive in his second RBI of the game in the eighth inning. **SEC Tournament (5/22-24):** Started all three games at first base and earned SEC All-Tournament Team at the position. **vs. LSU (5/22):** Was 3-for-8 with one RBI...Also reached via hit-by-pitch...Doubled to plate the first run of the game in the first inning. **vs. Vanderbilt (5/23):** Went 1-for-4 with a double. **vs. LSU (5/24):** Was 1-for-4 with one RBI...Singled to plate a run in the third inning. **NCAA Starkville Regional (5/31-6/2):** Hit .429 (6-for-14) with four runs scored and two RBIs. **Southern (5/31):** Singled to lead off the fifth inning and came around to score. **Central Michigan (6/1):** Went 4-for-5 with two runs scored and one RBI...Singled and scored in the first inning...Led off the ninth inning with a solo home run. **Miami (Fla.) (6/2):** Singled to open the scoring for State in the fourth inning and came around to score.



**NCAA Starkville Super Regional (6/8-9):** Started both games at first base....Collected a pair of hits and drove in one RBI in the series opener...Singled in the first inning...Singled to plate a run in the fourth inning...Had a base hit in the second game of the series.

#### 2018 (FRESHMAN SEASON)

**Awards:** Garnered Freshman All-America honors from Collegiate Baseball Newspaper...Named to the Southeastern Conference All-Freshman team as a first baseman...Selected SEC Freshman of the Week on May 21 after hitting .538 with seven hits, five runs scored, one double, two home runs and six RBIs against No. 1 Florida in a weekend set...Garnered all-tournament honors at the Kleberg Bank College Classic (2/23-25) and Shriners College Classic (3/2-4).

**Season:** Started all 68 games as a true freshman...Started games at first base (43), third base (5), left field (2) and designated hitter (18)...Hit third in 60 of 68 games...Reached base safely in 56 of 68 games played...Owned a season-best 11-game hitting streak from April 21-May 11, which was also his longest reached base streak of the season...Tied for No. 2 on the team with 24 multi-hit games, including five games with three hits...Posted eight multi-RBI games, including two with four RBIs...Homed against Vanderbilt (3/17), hit two home runs versus Florida (3/17 & 3/18) and went deep twice in the NCAA Regional, both coming vs. Oklahoma (6/1 & 6/3).

**Rankings:** Sat No. 39 nationally and No. 2 in the SEC in triples (5)...Ranked No. 83 in the NCAA and No. 7 in the SEC in doubles (18)...Was No. 91 nationally and No. 10 in the SEC with 79 hits.

**at Southern Miss (2/16-18):** Started all three games, two at third base and one in the outfield...Collected his first collegiate hit with a sixth-inning single in game two of the series...Reached base three times in game two of the series, with a single, triple and walk, scoring one run. **Kleberg Bank College Classic (2/23-25):** Hit .400 with four hits – three doubles – one walk and five RBIs. vs. *UC Santa Barbara (2/23):* Double, scored a run and drove in an RBI. vs. *Nicholls State (2/24):* Went 3-for-3 with a pair of doubles...drove in four RBIs and scored twice. **at McNeese State (2/28):** Had three hits and scored a run. **Shriners College Classic (3/2-4):** Owned a .600 on-base percentage with five hits and four walks...Had two RBI and two runs scored. vs. *Louisiana-Lafayette (3/2):* Singled, walked twice and scored a run...Drove in one RBI. vs. *Houston (3/3):* Reached base three times, via two singles and a walk. vs. *Sam Houston State (3/4):* Had two hits – including a triple – walked, scored once and had one RBI. **Utah Valley (3/9-11):** Had two hits in each of the last two games of a three-game series...Doubled twice and drove in two in the second game of a doubleheader...Doubled and drove in one in the series finale. **Vanderbilt (3/16-18):** Had three hits and walked in each game of a three-game series...Had two hits, including his first career home run, in the middle game...Singled, scored and drove in an RBI in the series final. **Alcorn State (3/20):** Walked twice and scored two runs. **at Missouri (3/23-25):** Had hits in each of the three games...Opened the weekend with a pair of hits. **at LSU (3/29-31):** Chipped in two hits in the Bulldogs game two victory. **Southern (4/4):** Singled and drove in a pair of RBIs. **Ole Miss (4/7-8):** Reached base five times and drove in a team-best six RBI in the three-game series...Went 3-for-4 with a double, four RBI and two runs scored in the series-opening win...Drove in one run in the middle game of the series...Singled and drove in an RBI in the series-clinching win. **at Alabama State (4/11):** Singled twice...Collected one RBI and score one run. **at Auburn (4/13-15):** Had one hit in each game of the series, with each going for extra bases...Tripled and drove in one during the series opener...Doubled, walked and scored a run in the middle game of the

## RETURNING BULLDOGS

series...Doubled in the series finale. **at Memphis (4/18):** Tripled and scored a run. **at Arkansas (4/20-21):** Reached base twice in both games of a doubleheader to close out the series...Had an RBI single, walked and scored a run in the middle game of a three-game series...Singled, doubled and scored a run in the series finale. **vs. Ole Miss (4/24):** Tripled and scored a run in the Governor's Cup victory. **Texas A&M (4/27-29):** Collected four hits in the series, including two in the series finale. **at Alabama (5/4-6):** Reached base seven times, including five hits, with two runs scored and two RBIs in the series...Singled twice in game one and scored a run in the seven-run eighth inning that sparked a come-from-behind victory...Notched two hits, scored once and plated one RBI in the middle game of the series...Walked and scored a run, and doubled in an RBI in the series-clinching series finale. **vs. Troy (5/9):** Had two hits and one RBI in the mid-week win. **at Kentucky (5/11-13):** Collected three hits, three runs scored and one RBI in the series...Had two hits, including a double, scored twice and drove in one in the series finale victory. **Florida (5/17-19):** Reached base a team-high eight times with seven hits and a walk, to go along with six RBI and five runs scored in the series...Collected two hits, including a two-run home run in the eighth inning of the series-opening win...Had three hits, three RBIs and two runs scored in the middle game, with a third-inning double, fourth-inning single and fifth-inning three-run home run...Singled twice, walked, scored two runs and notched one RBI in the final victory of a series sweep. **SEC Tournament (5/22):** vs. *LSU (5/22):* Singled twice and drove in two RBIs. **NCAA Tallahassee Regional (6/1-4):** Totaled six hits – five for extra bases – with five runs scored and five RBIs...Reached base eight total times in five games. vs. *Oklahoma (6/1):* Homered, walked and scored two runs. vs. *Samford (6/3):* Tied the school single-game record with three doubles...Went 3-for-4 with a walk, one run scored and one RBI...Drove in the eventual game-winning run with a double in the eighth inning. vs. *Oklahoma (6/3):* Clubbed a seventh-inning three-run home run for his lone hit. vs. *Oklahoma (6/4):* Walked and scored MSU's first run in the fourth inning...Added a single in the game. **NCAA Nashville Super Regional (6/8-10):** *at Vanderbilt:* Singled twice, scored a run and drove in one RBI in the opener...Had one hit, walked once, scored a run and posted one RBI...Drove in the go-ahead run with an 11th-inning double. **College World Series (6/16-23):** vs. *North Carolina (6/19):* Singled, collected an RBI and scored a run in the eight-run eighth inning. vs. *Oregon State (6/22):* Singled for his lone hit.

#### HIGH SCHOOL

Lettered five times for head coach Kevin Raley at UMS-Wright Prep...Won consecutive state titles during his junior and senior season...Garnered second-team All-America honors from Collegiate Baseball as a senior...Earned Honorable Mention All-America and first-team All-Southeast Region by Perfect Game as a senior...Tabbed first-team Underclass All-America by Perfect Game as a junior...Tabbed Alabama Sports Writers Association 4A Player of the Year as a junior...Three-time ASWA 4A first-team All-State selection as a sophomore, junior and senior...Named to the AL.com All-State team as a junior and senior...Named to the 40-man roster for the USA Baseball 18U National Team Trials...Lettered three times in football...Started three years at quarterback...Chose Mississippi State over LSU and Auburn.

#### PERSONAL

Born Tanner Gregory Allen on June 5, 1998 in Theodore, Alabama...Son of Windi and Greg Allen...Majoring in human development and family studies.

#### ALLEN'S CAREER STATISTICS

	Avg	GP	GS	AB	R	H	2B	3B	HR	RBI	TB	SLG%	BB	HBP	SO	GDP	OB%	SF	SH	SB-ATT	PO	A	E	FLD%
2018	.287	68	68	275	42	79	18	5	5	45	122	.444	27	2	62	6	.353	2	2	0-2	329	23	6	.983
2019	.349	67	67	275	56	96	23	1	7	66	142	.516	34	6	37	4	.426	4	1	1-2	534	37	2	.997
Career	.318	135	135	550	98	175	41	6	12	111	264	.480	61	8	99	10	.390	6	3	1-4	863	60	8	.991



## HUNTER BLALOCK

# 36

OF | 6-5 | 219 | So./Fr. | R/R

Madison, Miss. | Madison Central

Major: Agricultural Science

### 2019 (FRESHMAN SEASON)

**Awards:** Earned SEC First-Year Academic Honor Roll.

**Season:** Redshirt season.

### HIGH SCHOOL

Lettered four times in baseball for head coach Patrick Robey at Madison Central High School...Helped the Jaguars to the Mississippi High School Activities Association state championship as a sophomore...Tabbed second-team all-state as a senior... Also lettered four times in football.

### PERSONAL

Born Hunter Jason Blalock on March 21, 2000 in Houston, Texas...Son of Susanne and Jason Blalock...Has one older sister, Lauren...Majoring in agricultural science.



## BRYCE BROCK

# 27

OF | 6-0 | 180 | So./So. | L/L

Hernando, Miss. | Lewisburg

Major: Physical Education & Coaching

### 2019 (FRESHMAN SEASON)

**Awards:** Earned SEC First-Year Academic Honor Roll.

**Season:** *Hitting:* Appeared in four games...Notched a two-RBI single in his first career plate appearance against Grambling (3/14). *Pitching:* Made seven appearances...All seven appearances were in relief...Stranded both inherited runners.

*Hitting: Grambling (3/14):* Went 1-for-2 at the plate with one RBI off the bench. *Louisiana Tech (5/14):* Entered the game in the eighth inning as a defensive replacement in right field. *South Carolina (5/16-18):* Appeared as a pinch runner in the series finale. *SEC Tournament (5/22-24):* Appeared in the opener against LSU (5/22) as a defensive replacement. *Pitching: Jackson State (2/26):* Made Diamond Dawg debut in relief role...Pitched two innings, allowing three runs while striking out four batters. *Arkansas-Pine Bluff (3/6):* Gave up a run in an inning of work. *Little Rock (3/19):* Threw two no-hit innings. *LSU (3/28-30):* Appeared in the middle game of the series...Allowed one run on one hit in two-thirds of an inning...Walked one and struck out one. *at Arkansas (4/18-20):* Walked one in two-thirds of an inning of relief work...Stranded both inherited runners. *Georgia (4/26-28):* Threw a scoreless eighth inning and stranded two base runners...Struck out two. *South Carolina (5/16-18):* Allowed four runs on six hits in one inning of work in the series opener...Walked one and struck out three.

### HIGH SCHOOL

Lettered four times for head coach Rusty Cagle at Lewisburg High School...Tabbed honorable mention All-America by Perfect Game as a senior...Garnered honorable mention Underclass All-America honors as a junior...Named first-team all-state by the Clarion-Ledger as a junior and senior...Selected as the Metro Player of the Year as a senior...Also lettered three times in football and twice in basketball...Named all-region at quarterback as a senior...Finished high school with a 4.00 GPA... Awarded the Lindy Callahan Award from the Mississippi High School Activities Association, a scholarship awarded based on academic and athletic achievement to 16 senior student-athletes, a boy and a girl, from eight geographical districts of the state.

### PERSONAL

Born Bryce Montana Brock on January 23, 2000 in Hernando, Mississippi...Son of Bridgette and Rodney Brock...Has one older brother, Brakston...Brother, Brakston is a Mississippi State graduate...Majoring in physical education and coaching.

### BROCK'S CAREER STATISTICS

	Avg	GP-GS	AB	R	H	2B	3B	HR	RBI	TB	SLG%	BB	HBP	SO	GDP	OB%	SF	SH	SB-ATT	PO	A	E	FLD%
2019	.500	4-0	2	1	1	0	0	0	1	1	.500	0	0	0	0	.500	0	0	00	3	0	0	1.000
Career	.500	4-0	2	1	1	0	0	0	1	1	.500	0	0	0	0	.500	0	0	0-0	3	0	0	1.000

**NOTE:** Also owns seven career appearances on the mound.



**ERIC CERANTOLA****37**

RHP | 6-5 | 222 | So./So. | R/R

Major: Management

Oakville, Ontario/Ecole Secondaire Catholique Sainte-Trinite

**CAREER NOTES & RECORDS**

**Draft:** Chosen in the 30th round of the 2018 MLB First Year Player Draft by the Tampa Bay Rays...Also drafted in the eighth round of the 2016 Ontario Hockey League Draft by the Owen Sound Attack.

**2019 (FRESHMAN SEASON)**

**Awards:** Earned SEC First-Year Academic Honor Roll.

**Season:** Made 11 appearances, with four starts... Made collegiate debut in the series finale versus Youngstown State (2/16)...Mississippi State won all four of his starts... Posted a 3-0 record with victories over Jackson State (2/26), Arkansas-Pine Bluff (3/6) and Grambling (3/13)...Didn't allow an earned run in eight of 11 appearances...Stranded two of three inherited runners.

**Youngstown State (2/15-16):** Made MSU debut as a reliever in the final game of series...Pitched one inning and struck out two batters...Walked two and didn't allow a hit. **Jackson State (2/26):** Made first-career start and collected the win...Gave up two hits in three scoreless innings of work. **Arkansas-Pine Bluff (3/6):** Pitched three scoreless innings in a start...Struck out four to earn the victory. **Grambling (3/13):** Walked three and allowed one unearned run over two innings...Struck out four to earn the win. **Mississippi Valley State (3/26):** Recorded one out in a start...Walked one and hit three batters...Allowed three runs - two earned - and struck out one. **ULM (4/3):** Threw a scoreless ninth inning...Didn't allow a base runner and struck out two. **Louisiana Tech (5/14):** Allowed one run on two hits in one-third of an inning of relief work...Allowed his lone inherited runner to score.

**South Carolina (5/16-18):** Appeared in the series opener...Threw one hitless, scoreless inning...Walked one and struck out three. **SEC Tournament (5/22-24):** vs. **LSU (5/24):** Allowed one hit in two scoreless innings to finish the game...Struck out one. **College World Series (6/16-20):** Made one appearance in relief. vs. **Vanderbilt (6/19):** Struck out the only batter he faced...Stranded a pair of inherited runners.

**HIGH SCHOOL**

Attended Ecole Secondaire Catholique Sainte-Trinite...Played baseball for Great Lakes Canadians and head coaches Adam Stern and Greg Hamilton...Member of the Canadian National Team U18 squad that finished No. 4 at the World Championships in 2017...Selected honorable mention All-America by Perfect Game as a senior...Tabbed honorable mention Underclass All-America by Perfect Game as a junior...Named all-region by Perfect Game as a senior...Also competed in hockey and volleyball...Drafted in the eighth round of the 2016 Ontario Hockey League Draft by the Owen Sound Attack.

**PERSONAL**

Born Eric Cerantola on May 2, 2000 in Montreal, Quebec...Son of Lucy and Franco Cerantola...Has one younger sister, Maya...Majoring in management.

**CERANTOLA'S CAREER STATISTICS**

	ERA	W-L	App	GS	CG	SHO/CBO	SV	IP	H	R	ER	BB	SO	2B	3B	HR	BF	BAA	WP	HBP	BK	SFA	SHA
2019	4.30	3-0	11	4	0	0/0	0	14.2	8	9	7	11	21	3	0	0	70	.151	2	5	1	0	0
Career	4.30	3-0	11	4	0	0/0	0	14.2	8	9	7	11	21	3	0	0	70	.151	2	5	1	0	0

**BRAD CUMBEST****33**

OF | 6-5 | 250 | So./So. | R/R

Major: Undeclared

Hurley, Miss. | East Central

**CAREER NOTES & RECORDS**

**Career:** Is a member of the Mississippi State football team as a tight end.

**2019 SEASON**

**Season:** Appeared in 33 games with eight starts...Made six starts at designated hitter and two in right field...Collected his first-career RBI with a pinch-hit single against Youngstown State (2/16)...Made his first-career start in the series finale against Auburn (3/24) at designated hitter...Started in right field versus Ole Miss (4/23) in the Governor's Cup...Hit his first collegiate home run against South Carolina (5/16)...Owned a season-long reached base streak of four games from April 5-12...Posted hits in back-to-back games on two occasions...Produced three multi-hit games and two multi-RBI contests...Drove in the game winning one once: Alabama (4/12)...Was 2-for-10 as a pinch hitter.

**Youngstown State (2/15-16):** Appeared in every game of the three-game series...Made his MSU debut in game one as a defensive substitution in right field...Pinch hit in game two and tallied two at-bats...Singled and drove in an RBI...Struck out in lone game three at-bat. **Jackson State (2/26):** Reached on an error as a pinch hitter to register an RBI...Scored first collegiate run. **Southeastern Louisiana (2/27):** Walked and scored in lone pinch-hit at-bat.

**Arkansas-Pine Bluff (3/6):** Pinch-hit and doubled in his lone plate appearance. **Maine (3/8-10):** Came into game one as a defensive replacement in right field. **Auburn (3/22-24):** Appeared in the final two games of the series...Started the series finale for his first collegiate start...Doubled in a pinch hit appearance in the middle game of the series...Went 3-for-6 in the series finale...Doubled, scored and drove in one RBI. **LSU (3/28-30):** Appeared in the final two games of the series...Pinch hit and walked in the middle game of the series...Had one at bat in the series finale. **ULM (4/3):** Started at designated hitter...Went 3-for-4 with two RBIs and two runs scored...Posted two fourth-inning singles, driving in two runs on the second base hit of the inning...Also singled in the fifth. **at Tennessee (4/5-7):** Appeared in two games with one start...Started the series opener at designated hitter...Singled and scored a run in the 11th inning of the opening game in the series...Entered the series finale as a pinch hitter...Was hit by a pitch and scored the eventual winning run in the sixth inning. **Alabama (4/12/14):** Appeared in all three games with two starts at designated hitter...Went 2-for-3 with one RBI in the series opener...Drove in the first run of the game with a single in the first inning. **at Arkansas (4/18-20):** Appeared in the first two games of the series...Started the middle game of the series at designated hitter. **vs. Ole Miss (4/23):** Made the start in right field.



## RETURNING BULLDOGS

**Georgia (4/26-28):** Appeared in two games off the bench...Came on to play right field in the series opener...Went 1-for-1 with an RBI double in the series opener...Also scored a run...Came on as a pinch runner in the series finale. **at Ole Miss (5/10-12):** Entered as a pinch runner and played right field in the series finale. **Louisiana Tech (5/14):** Started in right field...Walked once in three plate appearances. **South Carolina (5/16-18):** Appeared in two games in the series...Went 1-for-2 with a hit-by-pitch in the series opener...Hit his first-career home run in the eighth inning, a three-run shot...Appeared in the series finale as a defensive replacement. **SEC Tournament (5/22-24):** Appeared in two games as a defensive replacement. **NCAA Starkville Regional (5/31-6/2):** Appeared in two games as a defensive replacement...Saw time against Southern (5/31) and Central Michigan (6/1) in right field.

### CUMBEST'S CAREER STATISTICS


	Avg	GP-GS	AB	R	H	2B	3B	HR	RBI	TB	SLG%	BB	HBP	SO	GDP	OB%	SF	SH	SB-ATT	PO	A	E	FLD%
2019	.286	33-8	49	9	14	4	0	1	11	21	.429	3	2	12	1	.345	1	0	0-0	6	0	0	1.000
Career	.286	33-8	49	9	14	4	0	1	11	21	.429	3	2	12	1	.345	1	0	0-0	6	0	0	1.000

### HIGH SCHOOL

Lettered four times for head coach Bo Long at East Central High School...Earned all-state, all-district and all-conference in baseball as a junior and senior...Helped East Central to the Mississippi High School Activities Association Final Four as a senior...Guided ECHS to a school-record 24 wins as a senior...Also lettered twice in football...Helped East Central to a 13-1 record, a South State title and an appearance in the 4A MHSAA Championship Game as a senior...Amassed 66 receptions for 1,359 yards and 15 touchdowns as a tight end/wide receiver in two seasons.

### PERSONAL

Born Robert Bradford Cumbest on July 13, 2000...Son of Christa and Kenny Cumbest...Has one younger brother, Bryce...Undeclared.



## JACK EAGAN

LHP | 6-3 | 230 | 5th/Sr. | L/L

Wautoma, Wis./Wautoma (Madison C.C.)

# 16

Major: Interdisciplinary Studies

### CAREER NOTES & RECORDS

**Junior College:** Owns the career record for strikeouts (179) at Madison College.

#### 2019 (JUNIOR SEASON)

**Season:** Appeared in 18 games, with one start...Didn't allow a hit in MSU debut against Youngstown State (2/16)...Made his first start at Mississippi State versus South Alabama (4/10)...Posted one win and two holds...Did not allow a run of his own in 13 of 18 appearances...Stranded six of 10 inherited runners...Collected the victory versus Little Rock (3/19)...Owned holds versus East Carolina (3/5) and Mississippi Valley State (3/26).

**Youngstown State (2/15-16):** Made his collegiate debut in the middle game of the series...Threw two no-hit innings of relief in game two of the series...Struck out four batters while only issuing one walk. **Southern Miss (2/22-24):** Appeared in the series finale and gave up one run. **Southeastern Louisiana (2/27):** Struck out two batters in a perfect inning of work. **ECU (3/5):** Tossed a scoreless inning to earn a hold. **Maine (3/8-10):** Allowed two runs in one-third of an inning in game three...Surrendered two of three inherited runners in the series finale. **Little Rock (3/19):** Struck out three over an inning of no-hit relief work to earn the win...Stranded two of three inherited runners. **Mississippi Valley State (3/26):** Struck out all six batters in two innings of scoreless work to collect a hold. **LSU (3/28-30):** Appeared in the final two games of the series...Threw one inning in the middle game of the series...Allowed one unearned run...Allowed two runs in 1 1/3 innings of work in the series finale...Walked two and struck out two. **ULM (4/3):** Allowed two runs on three hits in two-thirds of an inning of work. **at Tennessee (4/5-7):** Threw 1 1/3 innings of scoreless, hitless relief in the middle game of the series...Struck out one...Stranded his lone inherited runner. **South Alabama (4/10):** Allowed one run on two hits in his first start on the mound at Mississippi State...Issued two walks and struck out four in a no decision. **Texas Southern (4/16):** Tossed two scoreless innings of relief work...Didn't allow a hit, walked one and struck out two. **at Arkansas (4/18-20):** Threw 1 1/3 scoreless innings in the middle game of the series...Allowed one hit, walked three and struck out four...Stranded both inherited runners. **Memphis (5/8):** Threw a clean sixth inning...Struck out one. **at Ole Miss (5/10-12):** Appeared in the middle game of the series...Allowed one hit in one-third of an inning of work...Also walked one...Allowed his lone inherited runner to score. **Louisiana Tech (5/14):** Threw a scoreless sixth inning...Walked two and struck out one. **SEC Tournament (5/22-24):** vs. *LSU* (5/22): Threw 1 1/3 scoreless innings and allowed one hit...Walked two and struck out one.

#### 2018 (SOPHOMORE SEASON – MADISON (WISC.) C.C.)

**Awards:** Tabbed first-team All-Region IV.

**Season:** Appeared in and started 11 games on the mound...Owned a 5-1 record...Broke his own school record for strikeouts in a season (96)...Led the team in strikeouts and starts (11)...Ranked No. 2 on the team in innings pitched (61.0)...Posted five quality starts...Allowed three or fewer runs in eight of 11 starts...Struck out seven or more batters in eight outings, including six with double-digit strikeouts...Collected victories at Kishwaukee College (3/22), at Triton College (4/7), versus Carl Sandburg College (5/6), against Highland (Ill.) C.C. (5/12) and at McHenry County College (5/19)...Tossed a season-best seven innings against Highland (Ill.) C.C. (5/12) with a season-high-tying 13 strikeouts...Also fanned 13 batters at Triton College (4/7)...Reached double-digit strikeouts at Kishwaukee College (11; 3/22), at Kankakee C.C. (11; 4/19), at Rock Valley College (10; 4/24) and at McHenry County College (12; 5/1).

#### 2017 (REDSHIRT-FRESHMAN SEASON – MADISON (WISC.) C.C.)

**Awards:** Tabbed first-team All-Region IV...Named first-team All-North Central Community College Conference.

**Season:** Appeared in 11 games on the mound with nine starts...Owned a 7-1 record with one save...Struck out a then-school-record 83 hitters to lead the team...Led the team in ERA (2.05), innings pitched (61 1/3) and strikeouts...Ranked No. 2 on the squad in victories (7)...Posted five quality starts...Allowed three or fewer runs in eight of nine starts...Struck out seven or more batters in seven outings, including two with double-digit strikeouts...Collected victories at Paradise Valley C.C. (3/9), at Central Arizona College (3/14), versus Kishwaukee College (3/23), at Joliet C.C. (4/7), versus Rock Valley College (4/18), against Moraine Valley C.C. (4/25) and versus Carl Sandburg College (5/13)...Converted a save against Kishwaukee College (4/13)...Threw a season-high 7 2/3 innings against Carl Sandburg College (5/13) with a season-high 12 strikeouts...Fanned 11 batters in against Moraine Valley C.C. (4/25).

#### 2016 (FRESHMAN SEASON – INDIANA UNIVERSITY)

**Season:** Redshirt season.



## HIGH SCHOOL

Lettered all four years for head coaches Joe Anklaam and Tom Butt at Wautoma High School...Earned Preseason All-America honors as a senior and Preseason Underclass All-America honors as a junior from Perfect Game...Named Wisconsin Gatorade Player of the Year as a senior...Two-time all-state selection, garnering the honor as a sophomore and senior...Tabbed first-team All-South Central Conference each season...Three-time South Central Conference Player of the Year...Also lettered four times in basketball and three times in football...Three-time all-conference pick in football...Helped the Hornets to the conference title in football as a senior...Four-time all-conference selection in basketball.

## EAGAN'S CAREER STATISTICS

	ERA	W-L	App	GS	CG	SHO/CBO	SV	IP	H	R	ER	BB	SO	2B	3B	HR	BF	BAA	WP	HBP	BK	SFA	SHA
2019	3.09	1-0	18	1	0	0/1	0	23.1	12	9	8	17	34	5	0	1	99	.164	1	5	0	1	3
Career	3.09	1-0	18	1	0	0/1	0	23.1	12	9	8	17	34	5	0	1	99	.164	1	5	0	1	3



## JUSTIN FOSCUE

IF | 6-0 | 203 | Jr./Jr. | R/R

Huntsville, Ala./Virgil Grissom

17

Major: Sport Studies

## CAREER NOTES & RECORDS

**Season: 2019:** Ranks tied for No. 10 on the single season doubles charts (22).

**International:** Competed for the USA Baseball Collegiate National Team during the summer of 2019...Appeared in all 14 games with 12 starts for Team USA...Tied for the team lead in doubles (3).

## 2019 (SOPHOMORE SEASON)

**Awards:** Selected to the NCAA Starkville Regional All-Tournament Team at second base...Earned first-team All-America from the College Baseball Foundation...Named second-team All-America at second base from the American Baseball Coaches Association, Collegiate Baseball Newspaper and D1Baseball...Tabbed third-team All-America by Baseball America, the National Collegiate Baseball Writers Association and Perfect Game...Selected first-team All-South Region by the ABCA...Garnered first-team All-SEC at second base...Named to the Frisco Classic All-Tournament Team...Earned MVP of the Governor's Cup, after driving in the go-ahead and eventual game-winning RBIs in the sixth inning...Named to the Spring SEC Academic Honor Roll.

**Season:** Started all 67 games...Made 31 starts at third base and 36 at second base...Owned a season-best hitting streak of 10 games from March 30-April 16...Owned a pair of double-digit reached base streaks: 18 games from March 19-April 16 and 11 games from May 11-June 1...Ended the season on a five-game reached base streak, which began versus Stanford (6/8) in the NCAA Starkville Super Regional...Ranked No. 2 on the team with 29 multi-hit games...Tied for No. 2 on the team with 15 multi-RBI games...Homered against Youngstown State (2/16), Southern Miss (2/23), Jackson State (2/26), Southeastern Louisiana (2/27), Maine (3/10), at Florida (3/15), Mississippi Valley State (3/26), LSU (3/28), South Alabama (4/10), at Arkansas (4/19), Georgia (4/27), at Texas A&M (5/4) and South Carolina (5/18)...Produced the game-winning run on 10 occasions: Youngstown State (Twice; 2/16), Jackson State (2/26), Southeastern Louisiana (2/27), versus Sam Houston State (3/1), LSU (3/28), Texas Southern (4/16), versus Ole Miss (4/23), at Texas A&M (5/4) and at Ole Miss (5/12).

**Rankings:** Ranked No. 12 nationally and No. 5 in the SEC in hits (91)...Finished No. 15 in the NCAA and No. 3 in the SEC in total bases (155)...Ended the season No. 20 nationally and No. 6 in the SEC in doubles (22)...Was No. 34 in the NCAA and No. 10 in the SEC in runs scored (66)...Finished No. 55 nationally and No. 11 in the SEC in RBIs (60).

**Youngstown State (2/15-16):** Started all three games...Collected three hits and three RBIs while scoring two runs in the series...Walked twice, singled and scored in season opener...Earned his first RBI of the year with a sacrifice fly in game two...Doubled, homered and scored one run in series finale...Drove in the eventual game-winning run in each of the final two games of the series. **UAB (2/20):** Started MSU's three-run seventh inning with a leadoff single and scored the first State run. **Southern Miss (2/22-24):** Started all three games and collected four hits...Singled in the series opener...Hit a leadoff home run in the second inning of game two to open MSU's

## PERSONAL

Born Jack Michael Eagan on December 18, 1997 in Neenah, Wisconsin...Son of Tanya and John Eagan...Has one older brother, Johnny, and one younger sister, Harleigh...Father, John, lettered in baseball at UW-Stevens Point...Brother, Johnny, was a three-time All-American in football and baseball at UW-Oshkosh, before transferring to Northern Illinois to play football...Cousin, Clark Eagan, lettered in baseball at Arkansas and was drafted in the ninth round of the 2016 Major League Baseball First Year Player Draft...Majoring in interdisciplinary studies.

scoring...Collected three total hits and scored twice in the middle game. **Jackson State (2/26):** Doubled, homered, collected a pair of RBIs and scored twice...Third-inning two-run home run provided eventual game-winning runs. **Southeastern Louisiana (2/27):** Lone hit was a grand slam, which opened the scoring and proved to be the game-winning runs. **Frisco Classic (3/1-2):** Collected four hits in two starts. vs. *Sam Houston State* (3/1): Doubled as a part of a three-hit day...Scored game-winning run on an error...Drove in one run. vs. *Texas Tech* (3/2): Walked and collected one hit. **Arkansas-Pine Bluff (3/6):** Went 4-for-5 with two doubles, two RBIs and three runs scored. **Maine (3/8-10):** Collected a hit in each game and a total of four during the three-game set...Tallied two hits in game one...Singled, walked and scored in the middle game...Hit three-run home run and walked in a run in the series finale. **at Florida (3/15-16):** Collected four hits in first two games...Hit solo home run in game one...Scored twice in game two. **Little Rock (3/19):** Doubled and tallied an RBI. **at Samford (3/20):** Went 3-for-5 and earned an RBI...Made diving play at third base that earned a spot on the SportsCenter Top 10. **Auburn (3/22-24):** Started all three games at third base and hit .357 (5-for-14) with five RBIs and seven runs scored...Drove in a pair of RBIs with a first-inning double...Reached on a wild pitch after a strikeout and scored in the fifth inning of the series opener...Singled twice and walked in the middle game of the series...Scored twice and drove in one RBI...Went 2-for-4 with three runs scored and two RBIs in the series finale...Walked twice...Doubled and drove in one RBI in the seventh inning...Singled to plate a run in the eighth. **Mississippi Valley State (3/26):** Plated two RBIs and scored twice in a 2-for-3 night at the plate...Also walked once and stole one base...Hit a solo home run in the second inning...Plated a run with a sacrifice fly in the eighth inning. **LSU (3/28-30):** Started all three games at third base...Went 2-for-4 with a pair of home runs in the series opener for first multi-home run game of his career...Hit a three-run home run in the third inning...Hit the second of back-to-back home runs in the fifth inning, which provided the eventual game-winning run...Walked in the middle game of the series...Doubled and scored a run in the series finale. **ULM (4/3):** Posted a multi-hit game with a pair of singles...Was also hit by a pitch...Scored three runs. **at Tennessee (4/5-7):** Started all three games...Started the series opener at third base, before starting the final two games at second base...Went 1-for-4 with a walk in the series opener...Scored eventual game-winning run in 11th inning of the series opener...Singled in the fourth inning to drive in the only MSU run in the middle game of the series...Went 2-for-5 in the series finale. **South Alabama (4/10):** Went 2-for-4 in a start...Hit a solo home run in the second inning...Singled in the sixth inning. **Alabama (4/12/14):** Started all three games at second base...Hit .385 (5-for-13) with four RBIs in the series...Doubled to drive in one RBI in the seventh inning of the series opener...Singled and scored a run in the seventh inning of the middle game in the series...Had three hits and drove in three RBIs in the series finale...Doubled to drive in a pair of RBIs in the first inning and came around to score...Singled in the second inning...Singled to drive in one RBI in the seventh inning. **Texas Southern (4/16):** Singled for his lone hit...Drove in game-winning RBI with an eighth-inning single. **at Arkansas (4/18-20):** Started all three games at second base...His





# RETURNING BULLDOGS

lone hit was a three-run home run in the middle game of the series...Walked in the series finale. **vs. Ole Miss (4/23):** Went 1-for-5 with two RBIs...Drove in the go-ahead and eventual game-winning runs with a two-RBI double in the sixth inning. **Georgia (4/26-28):** Started all three games at second base...Owned a .538 batting average (7-for-13) and a .600 on-base percentage...Slugged 1.077 for the weekend...Was 3-for-4 with two walks in the series opener and scored three runs...Doubled three times in the opener...Doubled and scored a run in the second and seventh inning...Doubled in the third...Walked in the sixth and eighth innings, scoring a run in the sixth...Went 3-for-5, reaching on an error once...Hit a three-run home run to open the scoring in the first inning of the middle game in the series...Singled twice, coming around to score in the seventh inning...Reached on a fielder's choice in the second inning of the series finale and came around to score...Doubled and scored in the eighth inning. **at Texas A&M (5/3-4):** Started all three games at second base and posted two hits in the series opener and series finale...Doubled and scored a run in the fourth inning of the series opener...Drove in two RBIs with an eighth-inning single in the opener...Singled to drive in the first run of the game in the first inning of the series finale...Hit a solo home run in the seventh inning, which turned out to be the game-winning run. **Memphis (5/8):** Was on base twice in five plate appearances...Walked in the third inning...Singled and scored a run in the fifth inning. **at Ole Miss (5/10-12):** Started all three games at second base...Went 2-for-4 in the middle game of the series with a walk and a run scored...Drove in the eventual game-winning RBI with a single in the nine-run fourth inning of the series finale...Also doubled in the finale. **Louisiana Tech (5/14):** Went 3-for-4 with two runs scored. **South Carolina (5/16-18):** Hit .462 (6-for-13) with a .500 on-base percentage...Had two hits in each game, including one extra-base hit in each contest...Was 2-for-4 with a double and two runs scored in the series opener...Doubled in one RBI in the fourth inning...Singled and scored in the fifth inning...Had two hits, scored a run and drove in one RBI in the middle game of the series...Singled and scored in the fourth inning...Doubled to drive in one RBI in the eighth...Reached base three times in the series finale, with a walk, home run and single...Homered to lead off the fourth inning. **SEC Tournament (5/22-24):** Started all three games at second base...Reached base safely in each game. **vs. LSU (5/22):** Walked three times and reached base once via wild pitch in a third strike...Walked and scored in the third inning...Reached in a wild pitch following a third strike and came around to score the game-winning run in the 17th inning. **vs. Vanderbilt (5/23):** Was on base three times with a walk and two singles. **vs. LSU (5/24):** Walked once in four plate appearances. **NCAA Starkville Regional (5/31-6/2):** Started all three games at second base...Hit .364 (4-for-11) with three runs scored and two RBIs. **Southern (5/31):** Went 2-for-4 with a run scored one RBI...Doubled to drive in a run in the third inning...Singled and came around to score in the fifth inning...Added a walk in the sixth. **Central Michigan (6/1):** Reached base three times...Singled and score in both the first and third innings...Walked in the fourth. **Miami (Fla.) (6/2):** Drove in the second run of the game with a sacrifice fly in the fourth inning. **NCAA Starkville Super Regional (6/8-9):** Started both games at second base...Had a hit and a run scored in each game...Went 1-for-3 with a single, two walks and a run scored...Was intentionally walked in the third inning and came around to score...Drew a bases loaded walk in the third inning to tie to the second game of the series at 1-1...Also singled in the ninth inning. **College World Series (6/16-20):** Started all three games at second base. **vs. Auburn (6/16):** Was 1-for-5 with an RBI...Drove in the second run of the four-run ninth inning. **vs. Vanderbilt (6/19):** Reached base via walk. **vs. Louisville (6/20):** Was 1-for-4 with a run scored.

## 2018 (FRESHMAN SEASON)

**Season:** Appeared in 58 games with 48 starts...Started 41 games at third base and seven at designated hitter...Carried a season-best hitting streak of five games on two occasions, Feb. 21-March 3 and April 28-May 6...Reached base in 16-straight games from March 30-May 6...Posted 11 multi-hit games and six multi-RBI games...Homered at Texas A&M Corpus-Christi (2/25), at LSU (3/30) and at Alabama (5/4)...Reached base in all three pinch-hit appearances: at Jackson State (2/4; HBP), vs. Nicholls State (2/6; Double) and against Arkansas (4/20; BB).

**at Southern Miss (2/16/18):** Appeared in all three games, making his collegiate debut in the season opener...Drove in his first career RBI with a sacrifice fly in the second game of the series...Made his first career start in the series finale. **Kleberg Bank College Classic (2/23-25):** Went 3-for-6 at the plate in two appearances.

## FOSCUCE'S CAREER STATISTICS

	Avg	GP-GS	AB	R	H	2B	3B	HR	RBI	TB	SLG%	BB	HBP	SO	GDP	OB%	SF	SH	SB-ATT	PO	A	E	FLD%
2018	.241	58-48	187	24	45	12	0	3	20	66	.353	22	4	22	1	.332	1	2	0-2	30	52	5	.943
2019	.331	67-67	275	66	91	22	0	14	60	155	.564	30	1	32	5	.395	3	0	2-4	65	144	13	.941
Career	.294	125-115	462	90	136	34	0	17	80	221	.478	52	5	54	6	.369	4	2	2-6	95	196	18	.942

**vs. Nicholls State (2/24):** Entered the game as a pinch hitter and doubled. **at Texas A&M Corpus-Christi (2/25):** Went 2-for-3 with a single and his first-career home run...Scored two runs and had one RBI. **at McNeese State (2/28):** Singled twice and scored two runs. **Shriners College Classic (3/2-4):** Had three hits and scored one run. **vs. Louisiana (3/2):** Had two hits in the tournament opener. **vs. Houston (3/3):** Chipped in one hit and scored a run. **New Mexico State (3/6-7):** Singled and walked in the series opener...Walked and scored a run in the series finale of the two-game set. **Utah Valley (3/9-11):** Singled in the series opener and series finale for his only two hits. **Vanderbilt (3/16-18):** Opened the series with a multi-hit game, chipping two singles...Had one hit in the second game of the series. **at LSU (3/29-31):** Reached base six times, with three hits, two walks and a hit-by-pitch...Went hitless in the series opener...Was 2-for-2 with a home run, a walk and a hit-by-pitch in a 4-1 win in the middle game of the series...Singled and walked in the series finale. **Ole Miss (4/7-8):** Appeared in and started two of three games...Doubled and scored a run in the series opener...Walked in the middle game of the series. **at Alabama State (4/11):** Singled in his lone at bat after entering as a pinch runner. **at Auburn (4/13-15):** Appeared in and started one game...Doubled and scored a run in the series finale as the designated hitter. **Arkansas (4/20-21):** Appeared in all three games with two starts...Started the final two games of the series at designated hitter...Reached base eight times, collecting three walks and going 5-for-5 at the plate...Walked in a pinch-hit plate appearance in the series opener...Went 3-for-4 with a run scored in the middle game of the series...Was 2-for-2 with a double, two walks and two runs scored in the series finale. **vs. Ole Miss (4/24):** Walked and was hit by a pitch. **Texas A&M (4/27-29):** Appeared in and started two of three games at third base...Posted one hit – a two-RBI double – and scored a run in the middle game of the series...Had two hits and an RBI in the series final. **at Alabama (5/4-6):** Started all three games at third base, notching at least one hit in each contest...Posted two hits, scored three runs and drove in three in the series opener...Broke a 12-12 tie with a go-ahead, two-run home run in the 10th inning of the series opener...Doubled and scored a run in the middle game of the series...Doubled in the go-ahead runs in the sixth inning of the series finale. **at Kentucky (5/11-13):** Started all three games, with two coming at designated hitter...Walked and had an RBI in the series opener...Singled in the middle game of the series...Singled, walked and scored a run in the series finale. **Florida (5/17-19):** Appeared in all three games and started two at designated hitter...Singled in two RBIs and walked in the series finale. **SEC Tournament (5/22):** **vs. LSU (5/22):** Drove in the first two runs of the game with a double...Was also hit by a pitch. **NCAA Tallahassee Regional (6/1-4):** Reached base nine times, working four walks and collecting five hits...Scored three runs and had three RBIs in five starts at third base. **vs. Oklahoma (6/1):** Walked three times and scored one run. **vs. Samford (6/3):** Singled one in five at bats. **vs. Oklahoma (6/3):** Was 2-for-4 with two runs scored and one RBI...Doubled and scored the first run of the game in the second inning...Drove in a run with a third-inning single...Also walked in the sixth inning. **vs. Oklahoma (6/4):** Went 2-for-4 with two RBIs...Drove in MSU's first runs of the game, including the eventual game-winning run with a fourth-inning, two-RBI double...Added a single in the sixth inning. **NCAA Nashville Super Regional (6/8-10):** **at Vanderbilt:** Started all three games at third base...Reached base in all three games...Singled and scored a run in the series opener...Walked twice and scored a run in the middle game of the series...Singled and walked twice in the series finale...Drew a bases loaded walk in the 11th inning to plate the second run of the frame. **College World Series (6/16-23):** Started all four games at third base. **vs. North Carolina (6/19):** Reached on an error and scored a run in the second inning. **vs. Oregon State (6/22):** Doubled for his lone hit.

## HIGH SCHOOL

Lettered all four years for head coach Travis Tate at Virgil Grissom High School...Tabbed honorable mention All-America by Perfect Game as a senior...Two-time Huntsville Player of the Year, all-state and all-region selection as a junior and senior...Four-time all-city selection...Stole 37 bases (38 attempts) to set the single-season school record...Lettered once in basketball.

## PERSONAL

Born Justin Connor Foscuce on March 2, 1999 in Huntsville, Alabama...Son of Maggie and Bob Foscuce...Has one brother, Brian, and one sister, Virginia...Majoring in sport studies.



## JT GINN

RHP | 6-2 | 200 | So./So. | R/R

Brandon, Miss./Brandon

3

Major: Interdisciplinary Studies



### CAREER NOTES & RECORDS

**Draft:** Chosen with the 30th overall pick in the first round of the 2018 MLB First Year Player Draft by the Los Angeles Dodgers.

**Season: 2019:** Became the second Mississippi State freshman and 17th Diamond Dawg (24 occasions) to reach the 100-strikeout mark in a single season...Joins **Eric Dubose** (109; 1995) as the only MSU freshman to reach 100 strikeouts in a season...Ranks No. 17th on the single season strikeout list (105)...Tied the MSU freshman record for wins in a season (8), equaling the mark of **Paul Maholm** (8; 2001).

### 2019 (FRESHMAN SEASON)

**Awards:** Joined **Rafael Palmeiro** (Baseball America; 1983) as the only two Diamond Dawgs to earn National Freshman of the Year...Earned National Freshman of the Year honors from Perfect Game...Tabbed Co-National Freshman Pitcher of the Year by Collegiate Baseball Newspaper...Earned Freshman All-America honors from Collegiate Baseball Newspaper, the National Collegiate Baseball Writers Association and Perfect Game...Earned SEC Freshman of the Year, marking the second time in program history a Diamond Dawg won the award (Jake Mangum; 2016)...Was a member of the SEC All-Freshman Team...Named SEC Co-Freshman of the Week February 25 after tossing seven shutout innings against Southern Miss (2/23)...Honored as SEC Co-Freshman of the Week March 4 after his performance versus No. 8 Texas Tech at the Frisco Classic...Named the Frisco Classic Most Valuable Player.

**Season:** Started 17 games on the mound...Ranked No. 2 on the team in wins (8) and strikeouts (105)...Earned a win in each of his first six career starts, running from Feb. 16-March 23...Won his MSU debut with five innings of two-run work versus Youngstown State (2/16)...Also had three plate appearances...Picked up wins over Youngstown State (2/16), Southern Miss (2/23), Texas Tech (3/2), Maine (3/8), at Florida (3/16), Auburn (3/23), Alabama (4/14) and Georgia (4/27)...Mississippi State won 12 of 17 starts...Posted seven quality starts...Allowed three-or-fewer earned runs in 14 of 17 starts, including seven with one or fewer earned runs...Struck out seven-or-more batters in seven outings...Issued two-or-fewer walks in 16 of 17 starts, including one-or-fewer walks in 11 outings...Surrendered just 12 extra base hits on the season...Served as the No. 2 starter for the majority of the season.

**Rankings:** Ranked 23rd nationally and No. 3 in the SEC in strikeout-to-walk ratio (5.53)...Was 57th in the NCAA and No. 10 in the SEC in strikeouts (105)...Finished 60th in the nation and No. 11 in the SEC in WHIP (1.05)...Ranked 63rd in the NCAA and No. 9 in the SEC in victories (8)...Ended the year 99th in the nation and No. 10 in the SEC in walks allowed per nine innings (1.98).

**Youngstown State (2/15-16):** Made collegiate debut in the middle game of the series...Earned first collegiate win...Struck out seven batters over five innings...Allowed two runs on as many hits. **Southern Miss (2/22-24):** Shutout the Golden Eagles through seven innings in the middle game of the series to earn the win...Struck out nine batters...Allowed just two hits. **Frisco Classic (3/1-2):** vs. **Texas Tech (3/2):** Allowed two runs on three hits over seven innings to earn the win...Struck out eight. **Maine (3/8-10):** Struck out eight over six innings...Allowed just one run on six hits in game two of the Friday doubleheader to get the win. **at Florida (3/15-16):** Struck out 11 batters in a game two start...Allowed four runs on ten hits to earn the victory...Didn't walk a batter. **Auburn (3/22-24):** Started the middle game of the series and threw seven innings to earn the win...Allowed two runs on three hits...Walked one and struck out six. **LSU (3/28-30):** Threw five innings in a start of the middle game in the series...Allowed six runs - five earned - on nine hits in the loss...Struck out nine and walked two. **at Tennessee (4/5-7):** Started the series finale and threw one inning...Allowed two runs on three hits

in the no decision...Didn't walk a batter and struck out two. **Alabama (4/12/14):** Started the series finale and threw four scoreless innings, leaving due to pitch count...Struck out four and allowed four hits...Didn't walk a batter in earning the victory. **at Arkansas (4/18-20):** Made the start in the middle game of the series...Threw five innings and allowed three runs - two earned - in a loss...Walked one and struck out four. **Georgia (4/26-28):** Earned the win with five innings of one-run work on the mound in the middle game of the series...Allowed the one run on five hits...Walked two and struck out seven. **at Texas A&M (5/3-4):** Threw a six-inning complete game in a 1-0 loss in the middle game of the series...Allowed one run on three hits...Walked two and struck out seven...The lone run was scored on a sixth-inning, two-out RBI double. **at Ole Miss (5/10-12):** Started the middle game in the series...Threw 4 2/3 innings and allowed three runs - two earned - on four hits...Struck out five and walked three. **South Carolina (5/16-18):** Allowed two runs on three hits in six innings of work in a no decision...Walked two and struck out eight batters. **SEC Tournament (5/22-24):** Made one start on the mound. vs. **LSU (5/24):** Made the start and threw 2 1/3 innings...Allowed five runs - four earned - on four hits...Walked two and struck out five in the loss. **NCAA Starkville Regional (5/31-6/2):** Started the first game of the regional against Southern (5/31)...Threw three innings and allowed one unearned run...Allowed three hits, didn't walk a batter and struck out three in a no decision. **College World Series (6/16-20):** Started State's final game in Omaha. vs. **Louisville (6/20):** Threw six shutout innings in a no decision...Allowed three hits, walked one and struck out two.

### HIGH SCHOOL

Lettered five times for head coach Stacy Hester at Brandon High School...Two-time team captain and three-time team MVP...Named USA Today All-USA Baseball Player of the Year as a senior...Tabbed Gatorade Mississippi Player of the Year as a senior...Two-time Clarion-Ledger, Prep Baseball Report and USA Today Mississippi Player of the Year, earning the award as a junior and senior from each publication...Named Mississippi Player of the Year as a junior by Mississippi Preps and Perfect Game...Earned Mississippi Male Athlete of the Year (all sports) by the Clarion-Ledger as a senior...Garnered first-team All-America honors from Collegiate Baseball Newspaper and Perfect Game as a senior...Earned All-America honors from Perfect Game and USA Today as a junior...Selected to play in the Under Armour All-American Game following his junior season...Played for the USA Baseball U18 team that won a gold medal at the World Baseball/Softball Confederation World Cup in Thunder Bay, Ontario following his junior season...Selected All-Southeast Region by Perfect Game as a senior...Tabbed first-team all-state as a junior and senior by the Clarion-Ledger...Garnered second-team all-state accolades as a sophomore from the Clarion-Ledger...Three-time all-district selection, earning the distinction as a sophomore, junior and senior...Helped the East Coast Sox to the WWBA 16U Championship following his sophomore season...Earned all-tournament honors at the WWBA as both a position player and pitcher at both the 16U and 17U events...Earned A/B Honor Roll all four years and graduated with honors...Was a member of the community service-based BMS Beta Club at Brandon High School.

### PERSONAL

Born John Thomas Ginn on May 20, 1999 in Flowood, Mississippi...Son of Wanda and Mike Ginn...Has one older sister, Sarah...Grandfather, Jerry Graham, attended Mississippi State...Majoring in interdisciplinary studies.

### GINN'S CAREER STATISTICS

	ERA	W-L	App	GS	CG	SHO/CBO	SV	IP	H	R	ER	BB	SO	2B	3B	HR	BF	BAA	WP	HBP	BK	SFA	SHA
2019	3.13	8-4	17	17	1	0/0	0	86.1	72	35	30	19	105	11	0	1	354	.220	13	4	2	1	3
Career	3.13	8-4	17	17	1	0/0	0	86.1	72	35	30	19	105	11	0	1	354	.220	13	4	2	1	3



## LUKE HANCOCK

C | 5-11 | 190 | So./So. | L/R  
Houston, Miss./Houston

20

Major: Business Administration

### 2019 (FRESHMAN SEASON)

**Awards:** Earned SEC First-Year Academic Honor Roll.

**Season:** Appeared in 26 games with 12 starts...Started four games at catcher and eight games at designated hitter...Posted his first hit – a two-RBI single – against Southeastern Louisiana (2/27)...Earned first start as a designated hitter in game three at Florida (3/16)...Made his first career start at catcher against Texas Southern (4/16)...Posted two multi-hit and three multi-RBI games...Longest hitting streak spanned three games from May 10-14...Owned a season-long 12-game reached base streak from April 26-May 23.

**Southeastern Louisiana (2/27):** Made MSU debut as a pinch-hitter in the seventh inning...Drove in two RBIs on a single in the eighth. **Arkansas-Pine Bluff (3/6):** Doubled in one RBI as a pinch hitter. **Maine (8-10):** Appeared in game two...Walked in his only at-bat as a pinch-hitter. **Grambling (3/13):** Entered as a pinch-hitter in the fifth and took over at catcher...Delivered three RBIs with two singles. **at Florida (3/15-16):** Started at designated hitter in series finale...Walked. **Mississippi Valley State (3/26):** Caught the ninth inning. **ULM (4/3):** Drove in one RBI with a bases loaded walk in the sixth inning. **Alabama (4/12/14):** Appeared in the series finale as a defensive replacement at catcher. **Texas Southern (4/16):** Was 1-for-2 with a walk and a single...Singled and was pinch ran for in the seventh inning. **at Arkansas (4/18-20):** Pinch hit in the series finale. **Georgia (4/26-28):** Appeared in all three games, starting the final two at designated hitter...Chipped in a pinch-hit, RBI double in the seventh inning of the series opener...Walked and scored a run in the middle game in the series...Singled and walked in the series finale. **at Texas A&M (5/3-4):** Started the series final at designated hitter...Walked and scored a run in the second inning. **Memphis (5/8):** Went 0-for-1 with a pair of walks in the game...Scored one run and drove in one RBI...Walked and scored in the second inning...Drove in an RBI with a fifth-inning sacrifice fly...Walked in the seventh. **at Ole Miss (5/10-12):** Appeared in the series opener and series finale

as a pinch hitter...Doubled in his lone at bat of the series opener...Singled to drive in two RBIs in the nine-run fourth inning of the series finale. **Louisiana Tech (5/14):** Went 2-for-3 with a walk, one run scored and one RBI...Singled and scored a run in the second inning...Drove in an RBI with a single in the fifth inning. **South Carolina (5/16-18):** Appeared in all three games with starts at designated hitter in the series opener and series finale...Reached base via hit-by-pitch and scored a run in the series opener...Entered at catcher in the middle game of the series...Was 1-for-4 with a walk, one run scored and one RBI in the series finale...Walked and scored in the eighth...Singled and was pinch ran for in the ninth. **SEC Tournament (5/22-24):** Started all three games, with two starts at designated hitter and one at catcher. **vs. LSU (5/22):** Was 1-for-3 with two hit-by-pitch and one RBI...Drove in an RBI with a bases-loaded hit-by-pitch in the third inning...Doubled in the 10th inning before being pinch ran for. **vs. Vanderbilt (5/23):** Singled and posted a sacrifice hit.

### HIGH SCHOOL

Lettered five times for head coach Scott Gann at Houston High School...Helped the Hilltoppers to the Mississippi High School Activities Association Class 4A state championship as a sophomore...Three-time team MVP, earning the honor as a sophomore, junior and senior...Tabbed team captain as a junior...Three-time first-team all-state selection, earning the accolades as a sophomore, junior and senior...Five-time first-team all-district performer, garnering the honors as an eighth grader, freshman, sophomore, junior and senior...Tabbed the Northeast Mississippi Coaches Association for Better Baseball 3A Player of the Year as a senior...Also lettered twice in football.

### PERSONAL

Named Luke Anthony Hancock on June 27, 1999 in Tupelo, Mississippi...Son of Nikki Hall and Mark Hancock...Has one younger brother, Eli, and one younger sister, Lara...Uncle, Dewitt Moore, attended Mississippi State...Majoring in business administration.

### HANCOCK'S CAREER STATISTICS

	Avg	GP-GS	AB	R	H	2B	3B	HR	RBI	TB	SLG%	BB	HBP	SO	GDP	OB%	SF	SH	SB-ATT	PO	A	E	FLD%
2019	.326	26-12	43	9	14	4	0	0	14	18	.419	11	3	10	2	.483	1	1	0-0	43	7	1	.980
Career	.326	26-12	43	9	14	4	0	0	14	18	.419	11	3	10	2	.483	1	1	0-0	43	7	1	.980



## JOSH HATCHER

IF/OF | 6-2 | 198 | Jr./Jr. | L/L  
Albany, Ga./Lee County

10

Major: Marketing



### CAREER NOTES & RECORDS

**Draft:** Chosen in the 39th round of the 2017 MLB First Year Player Draft by the Los Angeles Angels.

### 2019 (SOPHOMORE SEASON)

**Awards:** Selected to the NCAA Starkville Regional All-Tournament Team at designated hitter.

**Season:** Appeared in 45 games with 28 starts...Started one game in left field, eight in right field and 19 at designated hitter...Started the series finale at Florida (3/16) in left field...Started all three games in right field versus South Carolina (5/16-18)...Carried a season-long hitting streak of six games from March 6-19, which was also his longest reached base streak of the season...Owned 11 multi-hit games and five multi-RBI contests...Hit all three home runs in back-to-back games versus South Carolina (5/16 & 5/17), with the second a two-home run game...Plated the game-winning run on three occasions: Grambling (3/13), Georgia (4/28) and South Carolina (5/17)...Was 1-for-10 as a pinch hitter.

**Youngstown State (2/15-16):** Played in two of the three games...Entered as a pinch-hitter in the season opener...Posted an RBI single...Came into game two as a defensive substitution at first base. **Jackson State (2/26):** Pinch-hit in the seventh...Walked twice and scored once. **Arkansas-Pine Bluff (3/6):** Started at designated hitter and went 1-for-2. **Grambling (3/13):** Posted a pair of extra-base hits...Drove in two RBIs...Had an RBI double and RBI triple in the game...Triple was first of his career...RBI double in the fourth inning proved to be the game-winning run. **at Florida (3/15-16):** Started all three games, twice at DH and once in left field...Tallied five hits over the weekend...Earned one RBI in both games one and two...Collected two hits, a double and scored in finale. **Little Rock (3/19):** Tallied two hits, one of them a triple...Drove in two RBIs...Also walked and executed his first stolen base of the season. **Auburn (3/22-24):** Started the first two games of the series at designated hitter. **Mississippi Valley State (3/26):** Pinch hit and was 1-for-2 with one RBI. **LSU (3/28-30):** Started all three games as the designated hitter...Opened the series by reaching base three times, including a pair of hits...Singled in the second and fourth innings, scoring a run in the fourth...Walked and stole a base in the fifth inning...Walked and scored in





## RETURNING BULLDOGS

the middle game of the series...Singled for his lone hit in the series finale. **ULM (4/3)**: Was 1-for-1 after entering as a pinch runner...Drove in a run with a sixth-inning single. **at Tennessee (4/5-7)**: Appeared in two games, including a start at designated hitter in the middle game of the series. **South Alabama (4/10)**: Got the start at designated hitter and went 1-for-4. **Alabama (4/12/14)**: Appeared in the series finale as a pinch hitter. **Texas Southern (4/16)**: Started at designated hitter and went 1-for-3 with a walk. **at Arkansas (4/18-20)**: Appeared in all three games, starting the series opener and series finale at designated hitter...Drove in one RBI in the series opener with an eight-inning ground out. **vs. Ole Miss (4/23)**: Entered as a pinch hitter and stayed in the game to play right field...Reached base via fielder's choice in the eighth inning and scored the final run of the game. **Georgia (4/26-28)**: Made a pinch-hit appearance in each game of the series...Owned one plate appearance in each game...Had an RBI ground out in the series opener...Singled in the middle game of the series...Pushed eventual game-winning run across in the series finale with a bases loaded ground out. **at Ole Miss (5/10-12)**: Entered the series finale as a pinch runner in the fourth inning and scored a run...Stayed in the game to play right field...Walked and collected a hit in two plate appearances in the finale. **South Carolina (5/16-18)**: Started all three games in right field...Hit .400 (4-for-10) on the weekend with a 1.300 slugging percentage...Three of his four hits were home runs...Was on base in all three plate appearances in the series opener...Reached on an error and scored a run in the third inning...Led off the fourth inning with a solo home run...Singled and scored in the fifth inning...Was 2-for-4 with a pair of home runs in the middle game of the series...Hit a solo home run to lead off the seventh inning and give MSU its first lead of the game...Blasted a two-run home run to straight-away center field in the eighth inning. **SEC Tournament (5/22-24)**: Started all three games in right field. **vs. LSU (5/22)**: Went 2-for-4 with a double and a run scored...Started the second inning with a double and came in to score. **NCAA Starkville Regional (5/31-6/2)**: Appeared in all three games with starts in right field and at designated hitter...Hit .417 (5-for-12) with one run scored and four RBIs. **Southern (5/31)**: Started in right field and went 2-for-4 with a run score and two RBIs...Walked once...Doubled to drive in two RBIs in the fifth inning...Reached on a fielder's choice and scored a run in the seventh. **Central Michigan (6/1)**: Went 3-for-4 with two RBIs in a start in right field...Plated RBIs with singles in the first and third innings. **Miami (Fla.) (6/2)**: Made the start at designated hitter. **NCAA Starkville Super Regional (6/8-9)**: Appeared in both games with one start at designated hitter...Made the start in game one and went 2-for-3 with one run scored and one RBI...Singled to plate the game-tying run in the second inning...Doubled and scored in the fourth inning...Appeared as a pinch hitter in second game of the series. **College World Series (6/16-20)**: Appeared in two games with one start. **vs. Auburn (6/16)**: Entered as a pinch hitter and was 1-for-2...Singled with two outs in the ninth inning to load the bases before Marshall Gilbert's walk-off single. **vs. Vanderbilt (6/19)**: Got the start at designated hitter.

### 2018 (FRESHMAN SEASON)

**Awards**: Earned all-tournament honors at the Kleberg Bank Classic (2/23-25).

**Season**: Appeared in 48 games with 44 starts...Started games at first base (25), designated hitter (18) and left field (1)...Owned a season-best hitting streak of four games (3/6-9)...Reached base in eight straight games (3/20-31)...Ended the season with a six-game reached base streak...Owned 12 multi-hit and six multi-RBI games...Homered at Southern Miss (2/17) and had a multi-home run game versus UC Santa Barbara (2/23)...Went 1-for-2 with a walk in three plate appearances as a pinch hitter...Recorded a hold against Southern (4/4).

**at Southern Miss (2/16-18)**: Appeared in and started all three games at first base...Led the team with a .545 batting average (6-for-11) on the weekend...Made his collegiate debut in the season opener, in both the lineup and on the mound...Posted three hits in the season opener...Entered on the mound in the eighth inning and struck out the only two batters he faced to strand a pair of inherited runners...Had three hits – including his first career home run – with a run scored and two RBIs in the middle game of the series...Walked twice and scored a run in the series finale. **at Jackson State (2/21)**: Picked up a single, walked twice and scored two runs in a start. **Kleberg Bank College Classic (2/23-25)**: Started all three games at first base...Tied for team high with five RBIs...Had two home runs. **vs. UC Santa Barbara (2/23)**: Went 3-for-5 with two home runs and three RBIs...Blasted solo home runs in the first and fourth innings...Had an RBI single in the ninth inning. **vs. Nicholls State (2/24)**: Was hit by a pitch and scored a run and singled in an RBI in the eight-run fourth inning.

### HATCHER'S CAREER STATISTICS

	AVG	GP-GS	AB	R	H	2B	3B	HR	RBI	TB	SLG%	BB	HBP	SO	GDP	OB%	SF	SH	SB-ATT	PO	A	E	FLD%
2018	.259	48-44	174	25	45	4	0	3	16	58	.333	20	4	47	5	.345	2	4	4-5	209	13	0	1.000
2019	.321	45-28	106	15	34	6	2	3	21	53	.500	9	1	26	1	.379	0	0	3-4	13	1	1	.933
Career	.282	93-72	280	40	79	10	2	6	37	111	.396	29	5	73	6	.358	2	4	7-9	222	14	1	.996

**Shriners College Classic (3/2-4)**: Started the opener vs. Louisiana-Lafayette (3/2) at first base. **New Mexico State (3/6-7)**: Went 4-for-9 in two starts at first base during the two-game series...Singled twice, scored a run and drove in one RBI in the series opener...Had two hits and stole his first career base in the series finale. **Utah Valley (3/9-11)**: Led the team with a .455 batting average (5-for-11)...Reached base seven times in three starts at first base...Went 4-for-5 with a double and a run scored in the series opener...Singled and walked twice in the middle game of the series. **vs. Southeastern Louisiana (3/14)**: Drove in the second run of the five-run first inning with a sacrifice fly. **Vanderbilt (3/16-18)**: Started all three games at first base...Chipped in a pair of singles in the middle game of the series. **Alcorn State (3/20)**: Went 4-for-5 with two doubles, two runs scored, two RBIs and one walk...Doubled and scored a run in the first inning...Plated a pair of runs with a third-inning double...Singled and scored a run in the eighth...Threw two scoreless innings to close out the win...Fanned four, walked one and surrendered one single. **Texas Southern (3/21)**: Had a pair of singles, scored twice and stole a base. **at Missouri (3/23-25)**: Started all three games at first base...Singled in the series opener...Had two hits – both singles – and walked in the series finale. **at Nicholls State (3/27)**: Singled and scored a run in the start at first base. **at LSU (3/29-31)**: Appeared in and started two games...Started the series opener at first base and series finale at designated hitter...Walked and stole a base in the series opener...Singled and was hit by a pitch in finale. **Southern (4/4)**: Reached on a fielder's choice and scored a run in the four-run eighth inning...Collected his first career hold with one-third of an inning of work, allowing one hit and one walk. **Ole Miss (4/7-8)**: Started all three games...Reached base in each game of the series...Started the series opener at designated hitter and posted two hits and a walk...Drove in three RBIs and scored a run...Had an RBI ground out in the second inning and a two-RBI single in the third...Started the middle game of the series in left field and was hit by a pitch...Walked twice as the designated hitter in the series finale. **at Alabama State (4/11)**: Reached base twice in the game, going 1-for-6...Reached on an error in the first inning and scored a run...Singled in the fourth inning. **at Auburn (4/13-15)**: Appeared in all three games with two starts at designated hitter...Went hitless in the series opener...Singled, walked and scored a run in the middle game of the series...Came off the bench to contribute a pinch-hit, ninth-inning double and scored a run in the finale. **at Memphis (4/18)**: Started at designated hitter and walked once. **at Arkansas (4/20-21)**: Started the series opener and chipped in a single. **Texas A&M (4/27-29)**: Started all three games at designated hitter...Had a sacrifice hit in each contest...Singled and scored a run in the series opener...Reached on an error in the eighth inning of the middle game in the series and scored a run...Reached on an error in the series finale. **at Alabama (5/4-6)**: Appeared in and started two games at designated hitter...Drove in a pair of RBIs in the series opener, including one on a sacrifice fly...Singled in the middle game of the series. **at Kentucky (5/11-13)**: Appeared in final two games of the series...Made four plate appearances...Went 1-for-2 with a walk and a run scored in the series finale. **Florida (5/17-19)**: Started the final two games of the series at designated hitter...Singled and laid down a sacrifice bunt in the middle game of the series...Walked once in the series finale. **SEC Tournament (5/22)**: **vs. LSU (5/22)**: Singled twice, scored two runs and walked. **NCAA Tallahassee Regional (6/1-4)**: Appeared in and started one games. **vs. Oklahoma (6/1)**: Started at designated hitter and reached base twice...Singled in the fifth inning and reached on an error in the seventh. **NCAA Nashville Super Regional (6/8-10)**: **at Vanderbilt**: Appeared in the series finale as a pinch hitter...Led off the top of the 11th inning with a walk and scored the eventual game-winning run on Tanner Allen's double.

### HIGH SCHOOL

Lettered four times for Brandon Brock at Lee County High School...Helped the Trojans to the Class 6A State Championship Series as a senior...Earned third-team All-America from Perfect Game as a senior...Selected Perfect Game Underclass All-America as a junior (third team) and sophomore (honorable mention)...Tabbed first-team All-Southeast Region by Perfect Game as a senior...Two-time 6A All-State honoree, garnering first-team honors as a senior and second-team laurels as a junior...Chose MSU over Florida State and Alabama, among others.

### PERSONAL

Born Joshua Jacob Hatcher on September 3, 1998 in Albany, Georgia...Son of Greg Hatcher...Has one brother, Ryan, and one sister, Brooke...Majoring in marketing.

*NOTE: Also owns three career appearances on the mound.*



## LANDON JORDAN

IF | 6-0 | 194 | So./So. | L/R  
Poplarville, Miss./Hancock

9

Major: Physical Education & Coaching

### 2019 (FRESHMAN SEASON)

**Awards:** Earned SEC First-Year Academic Honor Roll.

**Season:** Appeared in 35 games with 11 starts...Made five starts at second base and six starts at designated hitter...Made his collegiate debut in the season opener versus Youngstown State (2/15) and collected his first collegiate hit in the game...Hit his first-career home run against South Carolina (5/16)...Owned a season-long hitting streak of four games on two occasions: March 6-10 and March 20-30...Carried a season-long reached base streak of six games from April 20-May 22...Produced three multi-hit and three multi-RBI games...Was 7-for-16 as a pinch hitter.

**Youngstown State (2/15-16):** Started and collected a hit in each game of the series...Singled and scored in his MSU debut...Walked, doubled and scored a run in the middle game of the series...Went 1-for-3 with a stolen base in the series finale. **Southern Miss (2/22-24):** Appeared in all three games of series...Started at second base in the series finale. **Jackson State (2/26):** Started at second base and earned his first RBI on a single...Also scored twice. **Arkansas-Pine Bluff (3/6):** Pinch-hit and walked...Scored twice and drove in one RBI single. **Maine (3/8-10):** Earned a hit and scored a run in each game...Had a pinch-hit double in each of the first two games...Started at second base in game three...Went 2-for-4 with an RBI, a run scored and a stolen base. **Little Rock (3/19):** Despite going hitless, scored twice and collected an RBI. **at Samford (3/20):** Talled two RBIs. **Auburn (3/22-24):** Appeared in the middle game of the series as a pinch hitter...Drove in two RBIs with an eighth-inning single in the middle game of the weekend...Scored a run. **Mississippi Valley State (3/26):** Went 1-for-1 with a run scored as a pinch hitter. **LSU (3/28-30):** Appeared in the series finale as a defensive replacement at second base...Went 1-for-1 with a single in his lone at bat. **at Tennessee (4/5-7):** Started the series finale at designated hitter. **Alabama (4/12/14):** Appeared in series opener and series finale as a pinch hitter.

### L. JORDAN'S CAREER STATISTICS

	Avg	GP-GS	AB	R	H	2B	3B	HR	RBI	TB	SLG%	BB	HBP	SO	GDP	OB%	SF	SH	SB-ATT	PO	A	E	FLD%
2019	.328	35-11	61	17	20	3	0	1	11	26	.426	6	1	9	2	.397	0	0	4-4	9	13	0	1.000
Career	.328	35-11	61	17	20	3	0	1	11	26	.426	6	1	9	2	.397	0	0	4-4	9	13	0	1.000

**at Arkansas (4/18-20):** Pinch hit in the final two games of the series...Made one plate appearance in each appearance...Walked in his plate appearance in the series finale. **Georgia (4/26-28):** Appeared in the first game of the series...Went 1-for-1 with an RBI single in the eighth inning as a pinch hitter...Stayed in and played third base. **at Ole Miss (5/10-12):** Entered as a pinch runner in the series opener. **South Carolina (5/16-18):** Appeared in all three games with one start at designated hitter...Entered the series opener as a defensive replacement and went 3-for-3 at the plate...Scored one run and drove in two RBIs...Hit his first career home run to lead off the sixth inning...Started at designated hitter in the middle game of the series...Reached base via hit-by-pitch and error...Scored a run in the seventh after reaching on an error...Drew a ninth-inning walk and came around to score in the ninth inning. **SEC Tournament (5/22-24):** Appeared in two games. vs. **LSU (5/22):** Entered as a pinch runner in 10th inning...Went 2-for-3 with a stolen base...Singled in the 14th and 16th inning...Stole a base in the 14th inning. vs. **Vanderbilt (5/23):** Made a pinch hit appearance. **College World Series (6/16-20):** Appeared in two games as a pinch hitter. vs. **Vanderbilt (6/19):** Singled in the eighth inning as a pinch hitter.

### HIGH SCHOOL

Lettered four times for head coach Anthony Dewitt at Hancock High School...Earned honorable mention All-America honors from Perfect Game as a senior...Selected honorable mention Underclass All-America by Perfect Game as a sophomore and junior...Tabbed all-region by the American Baseball Coaches Association as a senior...Garnered first-team all-state honors as a senior...Also lettered twice in football.

### PERSONAL

Born Landon Douglas Jordan on August 9, 1999 in Hattiesburg, Mississippi...Son of Paula and Stanley Jordan...Has one older brother, Carson, and one younger sister, Paige...Majoring in physical education and coaching.



## ROWDEY JORDAN

OF | 5-10 | 185 | Jr./Jr. | S/R  
Auburn, Ala./Auburn

4

Major: Finance



### CAREER NOTES & RECORDS

**Draft:** Chosen in the 36th round of the 2017 MLB First Year Player Draft by the Chicago Cubs.

**Game:** Equaled the school record for at-bats with eight against LSU (5/22) at the SEC Tournament.

### 2019 SEASON (SOPHOMORE SEASON)

**Awards:** Selected MVP of the NCAA Starkville Regional...Named to the Spring SEC Academic Honor Roll.

**Season:** Appeared in all 67 games with 66 starts in left field...Reached base in a season-best 15-straight games from April 7-May 4...Ended the season with an active on-base streak of nine games, which began against LSU (5/22) at the SEC Tournament...Owned a season-long hitting streak of seven games on three occasions: April 7-18, April 20-May 4 and May 11-22...Posted 19 multi-hit and 15 multi-RBI games...Went 59-straight at-bats without a strikeout from March

16-April 6...Homered against LSU (3/30), at Tennessee (4/7), at Arkansas (4/18), versus Ole Miss (4/23), against Georgia (4/27) and in the NCAA Starkville Regional versus Southern (5/31)...Drove in the game-winning run on five occasions during the season: Alabama (4/13), at Texas A&M (5/3), Louisiana Tech (5/14), South Carolina (5/16) and Central Michigan (6/1).

**Youngstown State (2/15-16):** Collected a hit, walked and scored two runs in each game of the three game series...Doubled and drove in a pair of RBIs in the season opener...Went 1-for-4 in game two...Doubled in the series finale. **UAB (2/20):** Reached base via walk. **Southern Miss (2/22-24):** Started all three games...Doubled and walked in the middle game of the series. **Jackson State (2/26):** Picked up two hits, scored two runs and stole one base. **Southeastern Louisiana (2/27):** Went 2-for-5 with a double and a stolen base. **Frisco Classic (3/1-2):** Started both games. vs. **Texas Tech (3/2):** Scored twice with a hit and a walk. **ECU (3/5):** Walked and scored one run. **Arkansas-Pine Bluff (3/6):** Walked with the bases loaded to collect one RBI...Scored one run.



## RETURNING BULLDOGS

**Maine (3/8-10):** Tallied two hits in the series...Posted an RBI single in the series opener...Stole one base and scored one run...Collected hit in the middle game...Reached base twice, stole two bases and scored one run. **at Florida (3/15-16):** Started first two games...Went hitless...Entered as a pinch runner and scored in the series finale. **Little Rock (3/19):** Scored twice despite going hitless. **at Samford (3/20):** Went 2-for-5...Drove in the game-tying RBI with a seventh-inning single. **Auburn (3/22-24):** Hit .462 (6-for-13) with six RBIs and four runs scored...Three of six hits were doubles...Reached via hit-by-pitch in the series opener...Was 3-for-5 in the middle game of the series with two RBIs...Scored two runs...Doubled to drive in one RBI in the eighth inning of the middle game in the series...Collected three more hits in the series finale...Drove in four RBIs and scored twice...Stole one base...Doubled to drive in one RBI in the third inning...Plated three RBIs with a sixth inning double. **Mississippi Valley State (3/26):** Posted four hits in five at bats...Drove in two RBIs and scored two runs...Also stole one base. **LSU (3/28-30):** Started all three games in left field...Singled, walked and stole one base in the series opener...Was 1-for-3 with a walk in the series finale...Lone hit in the finale was a two-run, ninth-inning home run. **ULM (4/3):** Went 2-for-4 with a walk...Scored twice and drove in two RBIs...Singled and scored in the first inning...Drove in one RBI with a fourth-inning single and also walked in the inning...Grounded out to drive in one RBI in the sixth inning. **at Tennessee (4/5-7):** Started all three games in left field...Chipped in a single in the series opener...Went 3-for-4 with two runs scored and one RBI in the series finale...Hit a home run to lead off the third inning...Singled in the fourth...Doubled and scored a run in the eighth. **South Alabama (4/10):** Started in right field...Posted a second-inning single. **Alabama (4/12/14):** Started all three games in left field...Hit .545 (6-for-11) with a pair of walks and five RBIs in the series...Singled and scored a run in the series opener...Collected a pair of hits in the middle game of the series...Drove in two RBIs with a fourth inning single, proving to be the game-winning runs...Also singled in the sixth...Walked and scored a run in the seventh inning...Singled in each of his first three at bats to account for a three-hit day...Drove in one RBI with singles in the second and fourth innings...Also walked in the sixth...Plated an RBI with a seventh-inning ground out. **Texas Southern (4/16):** Went 1-for-3 with an RBI...Drove in the third run of the game with a sacrifice bunt. **at Arkansas (4/18-20):** Started all three games in left field...Hit a fifth-inning solo home run for his lone hit in the series opener...Walked in the middle game of the series...Drove in two RBIs with a single in the ninth inning of the series finale. **vs. Ole Miss (4/23):** Went 1-for-4 with a walk...Hit a fourth-inning solo home run to tie the game. **Georgia (4/26-28):** Hit .500 (4-for-8) and reached base at a .733 clip...Reached base safely 11 times in the series (4 hits, 5 walks, 2 HBP)...Reached base five times in the series opener...Singled, walked three times and was hit by a pitch...Scored four runs and drove in one RBI...Singled to drive in an RBI in the second inning of the series opener and came around to score...Reached base in the final four plate appearances in the series opener and scored three of those times...Hit a solo home run and reached via hit-by-pitch in the middle game of the series, scoring twice...Went 2-for-2 with a pair of walks in the series finale...Scored the eventual game-winning run in the eighth inning after reaching via walk. **at Texas A&M (5/3-4):** Started all three games in left field...Posted one hit in each of the first two games in the series...Drove in the first run of the weekend with a sacrifice fly in the fourth inning of the series opener to account for the eventual game-winning run...Added a single in the eighth inning of game one...Doubled for his lone hit of the middle game in the series. **Memphis (5/8):** Was 0-for-3 with a walk, one run scored and one RBI...Walked and scored in the second inning...Plated a run with a sacrifice fly in the fifth. **at Ole Miss (5/10-12):** Started all three games in left field...Drove in a pair of runs with a two-RBI single to cap a six-run seventh inning during the middle game of the series...Chipped in a pair of hits during the series finale...Plated two RBIs with a double in the nine-run fourth inning. **Louisiana Tech (5/14):** Reached base three times, going 2-for-3 with a walk...Drove in the eventual game-winning run with a two-RBI double in the third inning...Walked and score a run in the fifth...Singled and stole a base in the seventh inning. **South Carolina (5/16-18):** Hit .429 (6-for-14) with four runs scored and four RBIs in the series...Posted a 3-for-6 night at the plate with two runs scored and three RBIs in the series opener...Drove in the eventual game-winning runs with a two-RBI single in the fourth inning...Collected two hits and walked in the middle game of the series...Added a run scored and one RBI in game two...Singled and scored a run in the series finale. **SEC Tournament (5/22-24):** Started all three games in left field. **vs. LSU (5/22):** Went 3-for-8 with a walk and a run scored...Singled and scored the game tying run in the 16th inning. **vs. LSU (5/24):** Reached base in all four plate appearances...Went 2-for-2 with two walks...Walked and stole a base in first inning...Walked and scored a run in the third...Singled in the fifth and

seventh innings. **NCAA Starkville Regional (5/31-6/2):** Hit .538 (7-for-13) in the regional with five RBIs and three runs scored. **Southern (5/31):** Went 4-for-5 with three runs scored and three RBIs...Singled in the second inning...Doubled in one RBI and came around to score in the fifth...Singled and scored in the seventh...Hit a two-run home run in the eighth inning. **Central Michigan (6/1):** Was 2-for-4 with two RBIs...Plated runs with RBI singles in the first and third innings...His first-inning RBI base hit pushed the eventual game-winning run across the plate. **Miami (Fla.) (6/2):** Chipped in a fourth inning single. **NCAA Starkville Super Regional (6/8-9):** Started both games in left field...Went 0-for-3 with a walk in the series opener...Doubled for his lone hit in the second game of the series. **College World Series (6/16-20):** Started all three games. **vs. Auburn (6/16):** Walked once. **vs. Vanderbilt (6/19):** Went 1-for-4 with one RBI. **vs. Louisville (6/20):** Doubled in a run and came around to score in the fourth inning.

### 2018 (FRESHMAN SEASON)

**Awards:** Earned Freshman All-America honors from D1Baseball.com...Named to the NCAA Tallahassee Regional All-Tournament Team (6/1-4).

**Season:** Appeared in 57 games with 51 starts...Started all 51 games in left field...Hit second in the lineup in 25 starts and ninth in the order in 26 starts...Owned a season-best hitting streak of seven games from April 14-24...Had a season-long reached base streak of nine games from April 28-May 13...Owned 20 multi-hit games, which ranked No. 4 on the team...Had 10 multi-RBI contests to sit tied for No. 3 on the team...Homered against New Mexico State (3/7), Utah Valley (3/11), Arkansas (4/21), twice at Alabama (5/4 & 5/5) and twice in the NCAA Regional, both coming vs. Oklahoma (6/1 & 6/3)...Was 0-for-3 as a pinch hitter.

**Rankings:** Finished No. 112 nationally and No. 9 in the SEC in sacrifice files (5).

**at Southern Miss (2/16-18):** Appeared in all three games with starts in the first two games of the season...Collected a hit in his first collegiate at bat. **at Jackson State (2/21):** Plated his first career RBIs with a fourth-inning, two-RBI single. **Shriners College Classic (3/2-4):** Started all four games...Reached base six times with four hits and two walks. **vs. Louisiana-Lafayette (3/2):** Posted a pair of hits, including his first career extra-base hit...Singled and stole a base in the third inning...Doubled and scored in the ninth inning. **vs. Houston (3/3):** Singled twice. **vs. Sam Houston State (3/4):** Walked twice. **New Mexico State (3/6-7):** Started both games...Doubled, walked and scored two runs in the series opener...Plated an RBI in the first game of the series with a sacrifice fly...Lone hit in the series finale was a sixth-inning grand slam for his first collegiate home run. **Utah Valley (3/9-11):** Started all three games...Plated a run with a sacrifice fly in the series opener...Capped the series with a 2-for-4 day at the plate, including a three-run home run. **vs. Southeastern Louisiana (3/14):** Drove in a pair of first-inning runs with a single for his lone hit of the game. **Vanderbilt (3/16-18):** Appeared in all three games with two starts...Walked twice in the series opener...Reached via hit-by-pitch in the middle game of the series. **at Missouri (3/23-25):** Started the series finale...Was 1-for-4 with a run scored in the finale. **at LSU (3/29-31):** Started the series opener...Reached base via walk. **Ole Miss (4/7-8):** Appeared in two games with one start...Started the series opener...Doubled in one RBI and scored a run in the fifth inning...Pinch hit in the series finale. **at Alabama State (4/11):** Pinch hit and drove in an RBI with a sacrifice fly in the eighth inning. **at Auburn (4/13-15):** Started the final two games of the series...Doubled twice and scored a run in the middle game of the series...Had an RBI single in the ninth inning of the series finale. **at Memphis (4/18):** Singled and walked in a mid-week start. **at Arkansas (4/20-21):** Started all three games...Hit .714 on the weekend (5-for-7)...Also reached once via walk...Scored one run in each game of the series...Singled twice and scored a run in the series opener...Homered for his only hit in the middle game of the series...Also had a sacrifice hit which led to runs in the fifth inning of the middle game in the series...Reached base three times in the series finale...Singled, doubled, walked and scored a run in the series finale. **vs. Ole Miss (4/24):** Doubled and scored a run in a start...Moved the game-tying run into scoring position in the ninth inning. **Texas A&M (4/27-29):** Started all three games...Hit .500 (6-for-12) and reached base via hit-by-pitch once in the series...Reached base four times in the middle game of the series, going 3-for-4 with a hit-by-pitch...Scored twice in the middle game of the series...Was 3-for-5 with a double and a run scored in the series finale. **at Alabama (5/4-6):** Started all three games...Reached base in all three games...Two of his three hits were home runs...Hit a three-run home run in the five-run second inning of the series opener...Also doubled and scored a run in the first game of the series...Hit a solo home run in the seventh inning of game two in the series...Walked and scored the final run in the series finale to help Mississippi State win the series. **vs. Troy (5/9):** Was 3-for-4 with a walk, two runs scored and one RBI...Scored the game-





## RETURNING BULLDOGS

tying run in the ninth inning to help MSU rally to win. **at Kentucky (5/11-13):** Started all three games...Reached base multiple times in all three games...Posted three hits, four walks and one hit-by-pitch on the weekend...Drove in two runs with a second-inning single in the series opener...Added a walk and hit-by-pitch in the first game of the weekend...Walked twice and scored a run in the middle game of the series...Singled twice, walked, scored three runs and had one RBI in the series finale.

**Florida (5/17-19):** Started all three games...Had two hits, two runs scored and two RBIs in the middle game of the series...Also reached on an error in the second inning that allowed an unearned run to score...Singled, walked twice and scored a pair runs in the series finale. **SEC Tournament (5/22):** vs. *LSU (5/22):* Singled twice, walked, scored a run and stole a base in a start. **NCAA Tallahassee Regional (6/1-4):** Hit .455 (10-for-22) with a .520 on-base percentage in five starts...Five of his 10 hits went for extra bases (3 doubles, 2 home runs)...Scored six runs and drove in six RBIs...Had a team-best 19 total bases. vs. *Oklahoma (6/1):* Went 3-for-5 with a home run...Scored once and drove in two RBIs. vs. *Samford (6/3):* Had two hits, scored twice and drove in one RBI...Doubled in an RBI in the second inning...Singled and scored in the seventh...Walked and scored the eventual game-winning run in the eighth inning. vs. *Oklahoma (6/3):* Went 3-for-6, including a single, double and home run...Also reached once via error...Hit a two-run home run in the third inning...Doubled and scored in the seventh inning. vs. *Oklahoma (6/4):* Was 2-for-3 and reached base four times in the game, including a walk and hit-by-pitch...Scored one run and drove in an RBI. **NCAA Nashville Super Regional (6/8-10):** at *Vanderbilt:* Led the team with a .429 batting average (6-for-14)...Both RBIs came on sacrifice flies...Singled and scored a run in the third inning of the series opener...Had two hits, including a triple, in the middle game of the series...Was 3-for-4 with two singles and a double in the series finale...Had a pair of RBIs and a run scored...Had a single and run scored in the four-run 11th inning of the series clinching win.

**College World Series (6/16-23):** Started all four games. vs. *North Carolina (6/19):* Singled, scored a run and drove in an RBI in the eight-run eighth inning. vs. *Oregon State (6/22):* Reached base once via walk. vs. *Oregon State (6/23):* Went 2-for-4 with a pair of singles...Had an RBI single in the third inning.

### HIGH SCHOOL

Lettered three times for head coach Matt Cimo at Auburn High School...Tabbed honorable mention All-America by Perfect Game as a senior...Was a honorable mention All-America as a junior according to Perfect Game...Garnered first-team All-Southeast Region from Perfect Game as a senior...Selected as a first-team all-state performer by AL.com and the Alabama Sports Writers Association as a sophomore and senior...Claimed the Alabama 7A batting title as a sophomore...Also lettered in football...Chose MSU over Auburn and Georgia Tech, among others.

### PERSONAL

Born William Kevin Jordan on Jan. 27, 1999 in Auburn, Alabama...Son of Angel and Kevin Jordan...Has three siblings, Mackenzie, Jayden and Addison...Majoring in finance.

### R. JORDAN'S CAREER STATISTICS

	Avg	GP- GS	AB	R	H	2B	3B	HR	RBI	TB	SLG%	BB	HBP	SO	GDP	OB%	SF	SH	SB-ATT	PO	A	E	FLD%
2018	.321	57-51	193	39	62	15	1	7	37	100	.518	21	4	40	4	.390	5	3	2-2	87	2	4	.957
2019	.290	67-66	255	55	74	15	0	6	49	107	.420	30	4	43	3	.370	3	2	11-13	95	1	1	.990
Career	.304	124-117	448	94	136	30	1	13	86	207	.462	51	8	83	7	.379	8	5	13-15	182	3	5	.974



## CHRISTIAN MacLEOD

28

LHP | 6-4 | 227 | So./Fr. | L/L

Major: Finance

Huntsville, Ala./Huntsville

### 2019 (FRESHMAN SEASON)

**Awards:** Earned SEC First-Year Academic Honor Roll.

**Season:** Redshirt season.

### HIGH SCHOOL

Lettered five times for head coach David Sharp at Huntsville High School...Helped the Panthers to the 7A Area championship as a sophomore and senior...Named team captain as a senior...Selected as team Most Valuable Pitcher as a junior and senior...Two-time second-team All-America selection by Collegiate Baseball Newspaper, earning the honor as a junior and senior...Selected first-team all-state as a junior and senior...Earned first-team all-city as a junior and senior...Garnered All-City Pitcher of the Year as a senior.

### PERSONAL

Born Christian Ferguson MacLeod on April 12, 2000 in Huntsville, Alabama...Son of Kimberly and Kevin MacLeod...Has two older brothers, Colton and Spencer...Father, Kevin, played baseball at Toledo and was a 10th-round pick of the Oakland Athletics in the 1987 Major League Baseball Draft...Majoring in finance.

**SPENCER PRICE****55**

RHP | 6-2 | 240 | Gr./Sr. | R/R

Major: Workforce Education Leadership (master's)

Olive Branch, Miss./DeSoto Central (Meridian C.C.)

**CAREER NOTES & RECORDS**

**Career:** Ranks tied for No. 9 on career saves chart (14) with **Aaron Weatherford** (14; 2006-08).

**Season: 2017:** Ranks No. 2 on the single season saves charts (14).

**2019 (REDSHIRT-JUNIOR SEASON)**

**Awards:** Named to the Spring SEC Academic Honor Roll.

**Season:** Made 12 appearances...All 12 appearances came in relief...Pitched a scoreless inning of relief against Youngstown State (2/16) in first appearance since 2017...Posted one hold...Collected a hold against Arkansas-Pine Bluff...Stranded both inherited runners on the season.

**Youngstown State (2/15-16):** Made first appearance since June 11, 2017 in relief...Struck out two in a scoreless inning of work. **Jackson State (2/26):** Allowed one unearned run on one hit...Threw one inning. **Arkansas-Pine Bluff (3/6):** Worked a scoreless inning...Issued a pair of walks. **Grambling (3/13):** Struck out two and allowed one hit in a scoreless ninth inning. **at Florida (3/15-16):** Pitched a scoreless inning in game three. **Auburn (3/22-24):** Allowed three runs on two hits in the series finale without recording an out. **Mississippi Valley State (3/26):** Threw a scoreless ninth inning...Struck out one. **LSU (3/28-30):** Appeared in the middle game of the series...Threw 1 1/3 scoreless innings and didn't allow a hit. **Georgia (4/26-28):** Appeared in the series opener and allowed one run on two hits...Also walked one batter. **South Carolina (5/16-18):** Threw a hitless, scoreless inning in the series opener...Walked one. **SEC Tournament (5/22-24):** vs. **LSU (5/24):** Threw 1 1/3 innings and allowed just one hit...Struck out one to strand both inherited runners.

**2018 (JUNIOR SEASON)**

**Season:** Missed the season due to injury.

**2017 (SOPHOMORE SEASON)**

**Awards:** Earned SEC First-Year Academic Honor Roll.

**Season:** Made a team-high-tying 31 appearances on the mound...All 31 appearances came in relief...Led the team in saves (14), converting all 14 save opportunities...Claimed four victories...Added one hold...Mississippi State won 20 of his 31 appearances...Factored into the decision in six-straight appearances from March 24-April 5 (4 saves, 1 win)...Picked up a save in five-straight appearances from April 11-20...Did not allow a run of his own in 23 of 31 appearances...Posted victories against Western Illinois (2/19), versus Columbia (3/12), against FIU (4/5) and at Southern Miss (6/5) in the final game of the NCAA Hattiesburg Regional...Claimed saves against Marist (2/25), at Oregon (3/4), versus South Alabama (3/10), against Arkansas-Pine Bluff (3/14), two in a series versus Tennessee (3/24 & 3/26), in all three games of the series at Ole Miss (3/30-4/1), against Kentucky (4/9), versus Mississippi Valley State (4/11), in two games at South Carolina (4/14 & 4/15) and versus Alabama (4/20)...Picked up a hold against UIC (6/4) in the NCAA Hattiesburg Regional...Stranded 23 of 33 inherited runners...Was 1-for-1 as a pinch hitter, collecting his first collegiate hit at South Alabama (4/18).

**Rankings:** Finished tied for No. 10 nationally and stood alone at No. 2 in the SEC in saves (14)...Sat tied for No. 36 in the NCAA and No. 3 in the SEC in appearances (31).

**Western Illinois (2/19):** Made his Mississippi State debut and collected a win with 1 1/3 scoreless innings of work...Allowed one hit, walked one and struck out two...Stranded his lone inherited runner. **Morehead State (2/21):** Allowed two runs in 1 2/3 innings of work...Surrendered three hits and didn't walk a batter...Fanned three...Allowed one of two inherited runners to score. **Marist (2/25):** Earned the first save of his Mississippi State career with 1 2/3 innings of scoreless, hitless relief...Walked two and struck out five. **at Oregon (3/3-5):** Appeared in two games of the series...Collected the save in the middle game of the series by retiring the

only batter he faced via strikeout...Stranded both inherited runners in the middle game of the series...Threw 2 1/3 innings and allowed one run on one hit in the series finale...Walked three and struck out one...Took the loss in the series finale. **Louisiana Tech (3/7):** Struck out both batters he faced to close out the game...Allowed one of two inherited runners to score. **South Alabama (3/10):** Tossed a perfect inning to pick up the save...Struck out one. **Columbia (3/12):** Claimed the victory with two scoreless innings of work...Allowed one hit, walked two and struck out three...Stranded his lone inherited runner. **Arkansas-Pine Bluff (3/14):** Closed out a victory by retiring the lone batter he faced to collect the save...Stranded both inherited runners. **at Arkansas (3/17-19):** Didn't allow a base runner in two-thirds of an inning of work. **Tennessee (3/24-26):** Appeared in two games in the series...Posted saves in the series opener and finale...Did not allow a run or hit in two innings of work in the series...Did not inherit any base runners...Threw one perfect inning with two strikeouts in a series-opening save...Walked one and struck out one to collect the save in the series finale. **at Ole Miss (3/30-4/1):** Closed out all three games in the series to earn three saves...Totaled 2 1/3 innings of scoreless relief...Stranded all three inherited runners in the series...Walked one and struck out one in one-third inning of work in the series opener...Stranded two inherited runners in the opener to earn the save...Earned the save with one scoreless inning of work in the middle game of the series...Allowed one hit and struck out one...Tossed one scoreless inning to earn the save in the series finale...Allowed one hit and intentionally walked a batter...Stranded his lone inherited runner in the finale. **FIU (4/4/5):** Claimed the victory in the second game of the two-game series...Tossed 2 1/3 innings and allowed one hit...Walked one and struck out three...Allowed one of three inherited runners to score. **Kentucky (4/7-9):** Appeared in the series opener and series finale...Allowed two runs – one earned – in one-third of an inning in the series opener...Allowed one hit, walked two and struck out one...Allowed his lone inherited runner to score...Threw 1 1/3 scoreless innings in the series finale to convert the save...Allowed one hit and struck out three...Stranded both inherited runners in the series finale. **Mississippi Valley State (4/11):** Earned the save with 1 1/3 innings of perfect relief...Struck out one...Stranded all three inherited runners. **at South Carolina (4/14-16):** Appeared in the first two games of the series and recorded two saves...Retired both batters he faced in a save of the series opener...Struck out one...Stranded his lone inherited runner...Allowed two runs on one hit and walked one batter in one inning of the middle game in the series. **Alabama (4/20-21):** Appeared in the series opener and series finale...Threw 2 1/3 innings of scoreless relief in the series, collecting one save...Stranded his lone inherited runner in the series...Earned the save with two-thirds of an inning of scoreless relief...Allowed two hits and fanned one in the series opener...Tossed 1 2/3 innings of scoreless relief in the series finale...Allowed one hit and struck out one...Stranded his lone inherited runner in the series finale. **Auburn (4/28-29):** Threw one innings of scoreless relief in the series finale...Allowed one hit and struck out one. **at Georgia (5/12-14):** Tossed one inning in the series finale...Allowed one run on two hits...Struck out one...Allowed his lone inherited runner to score. **LSU (5/18-20):** Tossed 1 2/3 innings of relief in the series finale...Allowed one unearned run and both inherited runners to score...Allowed two hits, walked three – one intentionally – and struck out three...Also hit one batter. **SEC Tournament (5/24-26):** Appeared in one game. vs. **Florida (5/26):** Didn't record an out...Allowed one run on one hit. **NCAA Hattiesburg Regional (6/2-5):** Appeared in three games...Allowed one run in 4 1/3 innings of work in the regional. vs. **South Alabama (6/2):** Tossed one perfect inning. vs. **UIC (6/4):** Collected a hold with one-third of an inning of scoreless relief...Allowed one hit...Stranded his lone inherited runner. **at Southern Miss (6/5):** Threw three innings to earn the win in the final game of the regional...Allowed one run on two hits...Struck out one. **NCAA Baton Rouge Super Regional (6/10-11):** Appeared in the series finale...Allowed two runs on one hit...Hit one batter...Surrendered all three inherited runners.

## RETURNING BULLDOGS

### 2016 (FRESHMAN SEASON – MERIDIAN C.C.)

**Awards:** Earned first-team All-Mississippi Association of Community & Junior Colleges...Region XXIII nominee for the American Baseball Coaches Association Gold Glove Award, fielding a perfect 1.000.

**Season:** Appeared in a team-high 18 games...All 18 appearances came in relief...Led the team in victories (18), saves (6) and ERA (1.54)...Converted all six save opportunities...Tossed 41 innings with 52 strikeouts...Ten of 18 outing were scoreless...Collected wins versus Coastal Alabama East C.C. (2/20), Coastal Alabama South C.C. (3/7), at Southwest Mississippi C.C. (4/2), versus East Mississippi C.C. (4/5), at Pearl River C.C. (4/9), against Mississippi Gulf Coast C.C. (4/23), at Northwest Mississippi C.C. (5/1) and versus Itawamba C.C. (5/6)...Owned saves against Jefferson (Mo.) College (2/13), at Shelton State C.C. (3/2), versus Hinds C.C. (3/16), at Northeast Mississippi C.C. (3/29), versus Holmes C.C. (4/16) and against Itawamba C.C. (5/7)...Tossed a season-best five innings in the season finale versus Northwest Mississippi C.C. (5/13)...Struck out a season-high seven batters on two occasions; against Coastal Alabama East C.C. (2/20) and versus Northwest Mississippi C.C. (5/13).

### PRICE'S CAREER STATISTICS

	ERA	W-L	App	GS	CG	SHO/CBO	SV	IP	H	R	ER	BB	SO	2B	3B	HR	BF	BAA	WP	HBP	BK	SFA	SHA
2017	2.91	4-1	31	0	0	0/2	14	34.0	24	13	11	19	40	3	1	2	148	.197	4	2	0	0	5
2018																							
2019	3.09	0-0	12	0	0	0/0	0	11.2	10	5	4	7	11	2	0	1	53	.227	1	1	0	0	1
Career	2.96	4-1	43	0	0	0/2	14	45.2	34	18	15	26	51	5	1	3	201	.205	5	3	0	0	6

### HIGH SCHOOL

Lettered three years for head coach Mark Monaghan at DeSoto Central High School...Helped lead the Jaguars to the Mississippi High School Activities Association 6A state title as a senior...Tabbed Underclass honorable mention All-America by Perfect Game as a junior...Earned a place on ESPN's SportsCenter Top 10 fan-generated plays for a barehanded grab to turn a double play in the state championship series...Chose MSU over Alabama and Southern Miss.

### PERSONAL

Born Spencer Carlton Price on June 27, 1997 in Memphis, Tennessee...Son of Teresa and David Price...His grandfather, great grandfather, and great aunt graduated from Mississippi State... Earned his bachelor's degree from Mississippi State in 2019... Currently working towards his master's degree in workforce education leadership.

## RILEY SELF

RHP | 6-4 | 241 | Sr./Sr. | R/R

Coldwater, Miss./Magnolia Heights School

## 14

Major: Sport Studies

### CAREER NOTES & RECORDS

**Career:** Sits tied for No. 8 on the career appearances list at 72, tied with **Pete Young** (72; 1987-89).

### 2019 (JUNIOR SEASON)

**Season:** Appeared in 23 games...All 23 appearances came in relief...Was 2-0 with two holds...Did not allow a run of his own in 15 of 23 appearances...Stranded four of 13 inherited runners...Collected victories against UAB (2/20) and at Ole Miss (5/11)...Posted holds versus Arkansas-Pine Bluff (3/6) and South Alabama (4/10).

**Youngstown State (2/15-16):** Pitched one inning of scoreless relief in series finale. **UAB (2/20):** Earned the win with one scoreless inning of work. **Southern Miss (2/22-24):** Pitched in two games of the series...Tossed one-third of an inning in first game...Surrendered one of two inherited runners and allowed one hit in the opener...Allowed one run on three hits in the series finale...Did not record an out. **Arkansas-Pine Bluff (3/6):** Threw two scoreless innings to earn a hold. **Grambling (3/13):** Threw one scoreless inning...Allowed one hit and struck out one. **at Florida (3/15-16):** Pitched a scoreless inning in the series finale...Tallied a pair of strikeouts. **Little Rock (3/19):** Delivered a shutout frame. **Auburn (3/22-24):** Threw two scoreless innings in the series finale...Allowed two hits...Surrendered one of two inherited runners. **LSU (3/28-30):** Appeared in relief in the middle game of the series...Allowed two runs on three hits in one inning of work...Struck out two. **ULM (4/3):** Threw one inning and allowed just one walk...Struck out one. **South Alabama (4/10):** Notched a hold with two innings of relief...Allowed two runs on four hits...Struck out two and didn't walk a batter. **Alabama (4/12/14):** Threw 1 1/3 innings scoreless in the series finale...Allowed one hit and struck out two...Stranded both inherited runners. **at Arkansas (4/18-20):** Appeared in the series opener...Threw two innings and allowed two runs on four hits...Walked one and struck out one. **Memphis (5/8):** Tossed two scoreless innings...Allowed one hit, walked one and struck out one. **at Ole Miss (5/10-12):** Threw 1 1/3 innings of relief in the middle game of the series to earn the win...Allowed two runs on two hits...Walked one and struck out two. **South Carolina (5/16-18):** Appeared in the series opener and series finale...Totaled 1 1/3 innings on the weekend...Threw one inning and allowed one run on three hits in the series opener...Allowed two hits in one-third of an inning during the series finale...Gave up his lone inherited runner in the final game of the series.

**SEC Tournament (5/22-24):** Appeared in the first and third games of the event. vs. **LSU (5/22):** Allowed one hit in 1 2/3 scoreless innings. vs. **LSU (5/24):** Allowed four runs - three earned - on five hits in one-third of an inning...Also allowed all three inherited runners. **NCAA Starkville Regional (5/31-6/2):** Appeared in one game in relief. **Central Michigan (6/1):** Didn't allow a run in one inning of work...Walked two allowed one hit. **College World Series (6/16-20):** Appeared in two games in relief. vs. **Auburn (6/16):** Tossed one scoreless inning with one strikeout. vs. **Vanderbilt (6/19):** Allowed one run on one hit with two walks in one-third of an inning...Surrendered all three inherited runners.

### 2018 (SOPHOMORE SEASON)

**Awards:** Named to the National Collegiate Baseball Writers Association Stopper of the Year Preseason Watch List.

**Season:** Appeared in 18 games...All 18 appearances came in relief...Tied for the team lead with five victories...Was a perfect 5-0 on the season with one save...Collected victories against Southern (4/4), versus Troy (5/9), against Florida (5/17), at Florida State (6/2) in the NCAA Tallahassee Regional and at Vanderbilt (6/8) in the NCAA Nashville Super Regional...Collected his lone save versus Oklahoma (6/4) in the NCAA Tallahassee Regional...Stranded 15 of 18 inherited runners...Didn't allow a run of his own in 12 of his 18 appearances.

**at Jackson State (2/21):** Threw a scoreless inning with two strikeouts. **Shriners College Classic (3/2-4):** Appeared in one game. vs. **Houston (3/3):** Threw one-third of an inning...Gave up one hit and walked one...Allowed one of two inherited runners to score. **New Mexico State (3/6-7):** Allowed one hit in one scoreless inning of work in the series finale. vs. **Southeastern Louisiana (3/14):** Walked one in one inning of work. **Vanderbilt (3/16-18):** Appeared in one game...Gave up two runs on three hits in one-third of an inning in the middle game of the series...Walked one and struck out one. **Alcorn State (3/20):** Surrendered an unearned in two innings of work...Walked three and struck out one. **at Nicholls State (3/27):** Allowed two runs in 1 2/3 innings of work...Walked one and surrendered one hit...Allowed one of three inherited runners to score. **Southern (4/4):** Retired all four batters he faced in 1 1/3 innings of work...Fanned three in picking up the win...Stranded all three inherited runners with a bases-loaded, two-out strikeout. **at Alabama State (4/11):** Tossed 1 2/3 innings and allowed four runs - three earned...Gave up six hits and struck out two.





## RETURNING BULLDOGS

**vs. Troy (5/9):** Picked up the win with 1 2/3 innings of work...Allowed one hit and struck out one...Allowed one of two inherited runners to score. **at Kentucky (5/11-13):** Appeared in one game...Tossed 2 2/3 innings of scoreless relief...Struck out two, allowed one hit and walked one...Threw a season-high 46 pitches...Stranded one inherited runner. **Florida (5/17-19):** Threw 2 2/3 clean innings with three strikeouts to collect the victory...Stranded one inherited runner. **SEC Tournament (5/22): vs. LSU (5/22):** Retired the only batter he faced with one pitch...Stranded a pair of inherited runners in the eighth inning. **NCAA Tallahassee Regional (6/1-4):** Appeared in three games...Picked up a win and a save...Threw 5 2/3 scoreless innings...Stranded both inherited runners. **vs. Oklahoma (6/1):** Tossed two-thirds of an inning with one strikeout...Left two inherited runners on base after coaxing a fly out and getting a strikeout to end the ninth. **vs. Florida State (6/2):** Issued two walks and hit a batter in three scoreless innings of work...Struck out one in his longest outing of the season to get the win. **vs. Oklahoma (6/4):** Picked up his lone save of the season with two scoreless innings of work...Allowed two hits and struck out three batters. **NCAA Nashville Super Regional (6/8-10): at Vanderbilt:** Appeared in two of the three games...Threw one inning to earn a victory in the series opener...Allowed one unearned run on one hit...Tossed 1 1/3 innings with three runs allowed in the series finale...Walked two – one intentionally – and allowed three hits.

### 2017 (FRESHMAN SEASON)

**Season:** Made a team-high-tying 31 appearances on the mound...All 31 appearances came in relief...Posted five victories and eight saves...Owned four holds...Converted eight of 10 saves...Mississippi State won 20 of his 31 appearances...Didn't allow a run of his own in 19 of 31 appearances...Claimed victories over Texas Tech (2/19), at Oregon (3/4), against Tennessee (3/26), at Ole Miss (3/30) and at Texas A&M (5/6)...Posted saves against Alabama (4/21), versus Ole Miss (4/25), against Auburn (4/29), versus Troy (5/16), versus Georgia (5/14) and Arkansas (5/25) in the SEC Tournament and versus UIC (6/4) and at Southern Miss (6/5) in the NCAA Hattiesburg Regional...Owned holds against Tennessee (3/24), at Ole Miss (4/1), at South Carolina (4/14) and against Alabama (4/20)...Stranded 13 of 27 inherited runners...Had a sacrifice bunt at Ole Miss (4/1) in his only plate appearances.

**Rankings:** Finished tied for No. 36 nationally and No. 3 in the SEC in appearances (36)...Sat tied for No. 74 in the NCAA and No. 7 in the SEC in saves (8).

**Texas Tech (2/17):** Made his collegiate debut with one scoreless inning...Allowed one hit and struck out two. **Texas Tech (2/19):** Picked up the win with five innings of one-run relief...Allowed one hit, walked one and struck out seven. **Marist (2/26):** Threw 3 1/3 innings...Allowed two hits and struck out four...Allowed one of two inherited runners to score. **at Oregon (3/3-5):** Appeared in the middle game of the series...Picked up the win with 2 2/3 innings of one-run relief...Allowed one hit, walked three and struck out three...Stranded both inherited runners. **Louisiana Tech (3/7):** Allowed two runs in two-thirds of an inning in a blown save opportunity...Allowed three hits and struck out two. **at Arkansas (3/17-19):** Appeared in the series finale...Threw two innings and allowed one run on three hits...Struck out two...Hit one batter. **Tennessee (3/24-26):** Appeared in the series opener and series finale...Didn't allow an earned run in 3 2/3 innings of work...Tossed one scoreless inning in the series opener...Surrendered two hits and struck out one to collect a hold...Earned the win in the series finale with 2 2/3 innings of work...Allowed one unearned run on one hit...Struck out two batters. **at Ole Miss (3/30-4/1):** Appeared in the series opener and series finale...Didn't allow a run in 3 1/3 innings of work...Tossed 2 2/3 innings of scoreless relief to earn the win in the series opener...Allowed one hit, walked one and struck out three...Garnered a hold in two-thirds of an inning of scoreless relief in the series finale...Allowed one hit...Stranded his lone inherited runner. **FIU (4/4-5):** Appeared in the final game of the two-game, mid-week series...Allowed one run on one hit in one inning of work...Struck out two batters.

**Kentucky (4/7-9):** Appeared in the first two games of the series...Didn't record an out in the series opener...Allowed one hit...Surrendered one of two inherited runners in the opener...Allowed one hit and walked one in one inning of work in the middle game of the series...Struck out three batters...Allowed both inherited runners to score. **at South Carolina (4/14-16):** Appeared in the series opener and series finale...Garnered a hold in the series opener with 2 1/3 innings of relief...Didn't allow a run of his own and struck out three...Surrendered three hits and allowed his lone inherited runner to score...Allowed two runs on three hits in one-third of an inning in the series finale...Allowed all three inherited runners to score in the finale. **Alabama (4/20-21):** Appeared in all three games of the series...Totalled four innings of work...Struck out eight batters...Tossed 1 1/3 perfect innings in the series opener...Fanned two batters to collect the hold...Didn't allow a base runner in 1 2/3 innings of the middle game in the series to earn the save...Struck out four...Stranded his lone inherited runner...Allowed one run on three hits in one inning of work in the series finale...Struck out two batters...Allowed his lone inherited runner to score. **vs. Ole Miss (4/25):** Posted the save with one perfect inning of relief...Struck out one. **Auburn (4/28-29):** Appeared in the series opener and series finale...Earned the save in the series opener with one scoreless inning...Walked one and struck out one...Didn't allow a run in the series finale...Allowed one hit and walked one in one inning of work, at Texas A&M (4/4-6): Earned the win in the series finale...Tossed 3 1/3 innings of scoreless, hitless relief...Walked one and struck out three...Stranded both inherited runners. **at Georgia (5/12-14):** Allowed one run in 1 2/3 innings of work in the series finale...Issued four walks, allowed one hit and struck out two...Stranded his lone inherited runner. **Troy (5/16):** Picked up the save with one perfect inning of relief...Struck out two. **LSU (5/18-20):** Appeared in the series finale and allowed four runs on six hits in two innings of work...Walked one and struck out three...Allowed his lone inherited runner to score. **SEC Tournament (5/24-26):** Appeared in three games...Collected two saves and failed to convert a save opportunity...Logged 2 2/3 innings on the mound. **vs. Georgia (5/24):** Collected the save with one perfect inning of relief...Struck out one...Stranded both inherited runners. **vs. Arkansas (5/25):** Earned the save with one scoreless inning of work...Walked one and struck out one. **vs. Florida (5/26):** Took the loss after allowing five runs in two-thirds of an inning...Allowed three hits, walked two and struck out two...Allowed both inherited runners to score. **NCAA Hattiesburg Regional (6/2-5):** Picked up two saves in two appearances...Logged 3 2/3 innings...Didn't allow a run off his own. **vs. UIC (6/4):** Tossed 1 2/3 innings to earn the save...Allowed two hits, walked two and struck out two...Stranded one of two inherited runners. **at Southern Miss (6/5):** Tossed two scoreless innings to earn the save in the final game of the regional...Allowed one hit...Stranded his lone inherited runner. **NCAA Baton Rouge Super Regional (6/10-11):** Allowed one run on two hits...Intentionally walked one batter...Took the loss in the series opener...Allowed his lone inherited runner to score.

### HIGH SCHOOL

Lettered five times for head coach Chris McMinn at the Magnolia Heights School...Earned first-team All-America honors from Collegiate Baseball Newspaper as a senior...Named honorable mention All-America by Perfect Game as a senior...Tabbed Underclass honorable mention All-America by Perfect Game as a senior...Selected first-team All-Region by Perfect Game as a senior...Participated in the Perfect Game National Showcase as a junior...Chose Mississippi State over Ole Miss.

### PERSONAL

Born Riley Neal Self on July 30, 1997 in Greenwood, Mississippi...Son of Jennifer and Kenny Self...Has three sisters, Mary Courtney, Ashley and Amber...Majoring in sport studies.

### SELF'S CAREER STATISTICS

	ERA	W-L	App	GS	CG	SHO/CBO	SV	IP	H	R	ER	BB	SO	2B	3B	HR	BF	BAA	WP	HBP	BK	SFA	SHA
2017	3.72	5-2	31	0	0	0/1	8	48.1	44	21	20	20	60	5	0	1	208	.246	2	2	0	3	4
2018	3.51	5-0	18	0	0	0/2	1	25.2	20	13	10	12	20	2	1	3	108	.220	1	1	0	2	2
2019	4.91	2-0	23	0	0	0/1	0	25.2	37	15	14	9	18	6	0	3	121	.336	3	1	0	1	0
Career	3.97	12-2	72	0	0	0/4	9	99.2	101	49	44	41	98	13	1	7	437	.266	6	4	0	6	6



## BRANDON SMITH

RHP | 6-3 | 213 | So./So. | R/R

Richland, Miss./Richland

7

Major: Business Administration

### 2019 (FRESHMAN SEASON)

**Awards:** Earned SEC First-Year Academic Honor Roll.

**Season:** Made 26 appearances, with three starts on the mound...Collected three wins and posted four saves...Made his MSU debut against Youngstown State (2/16) and threw a scoreless ninth inning in relief...Picked up his first career win with two-thirds innings scoreless against ULM (4/3)...Made his first collegiate start against Texas Southern (4/16)...Owned victories over ULM (4/3), South Alabama (4/10) and Louisiana Tech (5/14)...Posted holds against Arkansas-Pine Bluff (3/6), Maine (3/8), Little Rock (3/19) and at Ole Miss (5/11)...Did not allow a run of his own in 18 of 26 appearances...Stranded 14 of 25 inherited runners.

**Youngstown State (2/15-16):** Threw the final inning of series finale...Tossed a scoreless frame with one strikeout. **UAB (2/20):** Sat down three batters via strikeout in 1 1/3 innings. **Southern Miss (2/22-24):** Allowed one run on two hits in middle game of the series. **Jackson State (2/26):** Tossed two scoreless innings of relief. **Arkansas-Pine Bluff (3/6):** Threw a scoreless seventh inning. **Maine (3/8-10):** Appeared in each of the final two games...Struck out two in one scoreless inning of the middle game in the series...Walked one in 1/3 of an inning in the final game. **Grambling (3/13):** Tossed a scoreless sixth inning...Struck out one. **Florida (3/15-16):** Pitched in final game...Allowed one run. **Little Rock (3/19):** Pitched four-inning scoreless relief effort...Struck out five...Allowed just one hit and one walk. **Auburn (3/22-24):** Appeared in the series opener and series finale...Allowed one hit and struck out one in the series opener...Surrendered four runs on four hits without recording an out in the series finale. **LSU (3/28-30):** Appeared in the series finale in relief...Allowed three runs - two earned - on four hits...Walked one and struck out one. **ULM (4/3):** Picked up his first collegiate victory with two-thirds of an inning of scoreless work. **South Alabama (4/10):** Earned the win in relief...Threw 2 1/3 innings and allowed two runs on four hits...Didn't walk a batter. **Alabama (4/12/14):** Threw a scoreless inning in the middle game of the series. **Texas Southern (4/16):** Threw two scoreless innings in his first collegiate start...Allowed two hits and walked one...Struck out three.

**at Arkansas (4/18-20):** Threw 1 1/3 scoreless, hitless innings in the middle game of the series. **Georgia (4/26-28):** Appeared in the series opener and threw clean seventh inning...Struck out two. **Memphis (5/8):** Entered in relief with no outs in the first inning and allowed two inherited runners to score...Threw three innings and allowed one run of his own on three hits...Didn't walk a batter and struck out three. **at Ole Miss (5/10-12):** Threw two-thirds of an inning in two appearances...Stranded a runner in scoring position with a ground out in the seventh inning of middle game in the series...Allowed two inherited runners to score on back-to-back singles in the eighth before getting the final out of the frame in the series finale. **Louisiana Tech (5/14):** Threw two scoreless innings in an abbreviated start to collect the win...Allowed three hits and struck out one. **South Carolina (5/16-18):** Appeared in the middle game of the series...Threw a scoreless inning...Allowed two hits. **SEC Tournament (5/22-24):** Started Mississippi State's opening game at the SEC Tournament. vs. **LSU (5/22):** Threw 4 1/3 innings in a no decision...Allowed two runs on five hits...Walked one and struck out five. **NCAA Starkville Regional (5/31-6/2):** Made one appearance on the mound. **Southern (5/31):** Threw two-thirds of an inning and allowed three runs on three hits...Walked one and struck out one.

### HIGH SCHOOL

Lettered five times for head coach Matthew Quick at Richland High School...Helped the Rangers to the Region 6-4A title as an eighth grader and senior...Tabbed first-team all-state by the Clarion-Ledger as a senior...Earned Clarion-Ledger Dandy Dozen as a senior...Also lettered twice in football...Named first-team All-District 6-4A as a punter...Finished high school with a 4.00 GPA.

### PERSONAL

Born Brandon Ryan Smith on Oct. 20, 1999 in Flowood, Mississippi...Son of Lynn and Guy Smith...Has one older brother, Dustin...Older brother, Dustin, attended Mississippi State...Father, Guy, played baseball at Belhaven University...Mother, Lynn, lettered in basketball at Belhaven University...Brother, Dustin, played baseball at Meridian Community College...Majoring in business administration.

### SMITH'S CAREER STATISTICS

	ERA	W-L	App	GS	CG	SHO/CBO	SV	IP	H	R	ER	BB	SO	2B	3B	HR	BF	BAA	WP	HBP	BK	SFA	SHA
2019	3.93	3-0	26	3	0	0/1	0	36.2	43	17	16	6	31	7	1	3	157	.299	1	4	0	2	1
Career	3.93	3-0	26	3	0	0/1	0	36.2	43	17	16	6	31	7	1	3	157	.299	1	4	0	2	1



## JORDAN WESTBURG

IF | 6-3 | 203 | Jr./Jr. | R/R

New Braunfels, Texas/New Braunfels

11

Major: Business Administration

### CAREER NOTES & RECORDS

**Game: 2019:** Equalled the school record for at-bats with eight against LSU (5/22) at the SEC Tournament. **2018:** Tied the NCAA College World Series and set a Mississippi State single-game CWS standard with seven RBIs against North Carolina (6/19)...That total equaled the marks of *Carl Thomas* (Arizona, 1954), *Stan Holmes* (Arizona State, 1981), *Mark Kotsay* (Cal State Fullerton, 1994), *Wes Rachels* (USC, 1998) and *Kris Bennett* (Tennessee, 2011)...Hit the 48th grand slam at the College World Series and only grand slam in Omaha during the 2018 series.

**International: 2019:** Invited to the USA Baseball Collegiate National Team Trials.

### 2019 SEASON

**Awards:** Earned SEC Player of the Week on March 25 after hitting .556 with 11 RBIs on the week, including a .583 average in three games versus then-No. 16 Auburn to help MSU to the series win...Named to the Spring SEC Academic Honor Roll.

**Season:** Started 66 games at shortstop, missing one game due to injury...Reached base in 63 of 66 games...Owned four double-digit reached base streaks, including a season-long 20-game stretch to end the season...Reached base in 14-straight games to start the season (2/15-3/8)...Carried a 15-game reached base streak from March 13-April 5...Also had a 14-game reached base streak from April 7-May 3...Owned a season-long eight-game hitting streak on three occasions, including to end the season (May 31-June 20)...Also had a hit in eight-straight games from Feb. 22-March 5 and March 22-April 3...Collected 23 multi-hit games to rank No. 4 on the team...Had a team-best 16 multi-RBI contests...Homered against Maine (3/8), Auburn (3/23 & 3/24), Mississippi Valley State (3/26), LSU (3/29) and Alabama (4/12)...Plated the game-winning run on six occasions: Maine (3/8), at Florida (3/16), Auburn (3/24), ULM (4/3), Georgia (4/27) and Southern (5/31).



## RETURNING BULLDOGS

**Rankings:** Finished 21st nationally and No. 6 in the SEC in runs scored (68th)... Ranked 31st in the NCAA and No. 7 in the SEC in doubles (21)... Was 48th nationally and No. 7 in the SEC in RBIs (61)... Ended the year 89th in the NCAA and No. 17 in the SEC in hits (78).

**Youngstown State (2/15-16):** Collected five hits, seven runs, three RBIs and three walks in the series... Tallied four hits – including a double – with two RBIs in the season opener... Scored three runs on opening day... Walked twice and scored a pair of runs in the middle game of the series... Tripled, drove in a run and scored twice in the series finale. **UAB (2/20):** Reached base via walk. **Southern Miss (2/22-24):** Tallied four hits in the series... Posted an RBI single and stole a base in the middle game of the series... Chipped in two hits – including a double – and scored three runs in series finale. **Jackson State (2/26):** Went 2-for-6 with a double and three RBIs. **Southeastern Louisiana (2/27):** Grabbed two hits, walked and scored twice. **Frisco Classic (3/1-2):** vs. *Sam Houston State (3/1):* Went 1-for-4. vs. *Texas Tech (3/2):* Double for his lone hit in five at-bats. **ECU (3/5):** Went 3-for-3 with a double... Walked and scored a run. **Arkansas-Pine Bluff (3/6):** Scored one run after a hit-by-pitch. **Maine (3/8-10):** Started the first two games of the series... Hit a three-run home run and chipped in an RBI single in series opener... Totaled four RBIs in the opener, including the eventual game-winning RBI on his home run. **Grambling (3/13):** Collected two hits in five at-bats... Posted an RBI triple. **at Florida (3/15-16):** Tallied a hit in each game... Doubled and drove in an RBI in each of last two games of series... Plated the eventual game-winning run with a seventh-inning double of game one in the doubleheader. **Little Rock (3/19):** Went 3-for-5 with a pair of RBIs... Also walked and scored twice. **at Samford (3/20):** Earned an RBI on a fielder's choice. **Auburn (3/22-24):** Hit .583 (7-for-12), walked twice and was hit-by-pitch once in three starts at shortstop... Drove in eight RBIs and scored six runs in the series... Five of seven hits went for extra bases... Was 2-for-3 with a walk and hit-by-pitch in the series opener... Went 3-for-4 with five RBIs and one run scored in the middle game of the series... Doubled to drive in the first run of the game... Drove in two runs with a fifth inning single... Hit a solo home run in the eighth inning... Reached base and scored in his final four at bats in the series finale... Went 2-for-5 in the finale with one hit-by-pitch... Hit a two-out, two-strike, two-run home run in the fifth inning... Was hit-by-pitch and scored in the seventh inning... Doubled in the go-ahead run in the eighth inning of the finale. **Mississippi Valley State (3/26):** Drove in four RBIs and scored three times in a 3-for-5 day at the plate... Also walked and stole one base... Hit a three-run home run in the third inning... Drove in one run with a single in the eighth. **LSU (3/28-30):** Started all three games at shortstop and posted multiple hits in each game... Hit .429 (6-for-14) on the weekend with three extra base hits... Doubled twice and plated one RBI in the series opener... Reached base three times in the middle game of the series... Walked and scored in the fourth inning... Hit a two-run home run in the fifth inning... Singled in the ninth... Singled twice in the series finale. **ULM (4/3):** Was 1-for-2 with a walk... Scored two runs... Plated two RBIs in the fourth inning: one on a singled in his first at bat in the frame and another on a sacrifice fly... RBI on the sacrifice fly plated the eventual game-winning run. **at Tennessee (4/5-7):** Started all three games at shortstop... Walked in the series opener... Singled twice and scored a run in the series finale. **South Alabama (4/10):** Started at shortstop and reached base three times... Doubled to drive in an RBI and scored a run in the third inning... Walked in the fifth and seventh innings, scoring a run in the seventh. **Alabama (4/12/14):** Started all three games at shortstop... Went 4-for-12 on the weekend with six RBIs and four runs scored... Hit a three-run home run in the second inning of the series opener... Reached base three times with a pair of singles and a walk in the middle game of the series... Singled and scored in the fourth... Singled to drive in one RBI in the fifth inning... Walked in the eighth... Was on base three times in the series finale, twice via base on balls and once with a double... Walked and scored in the first inning... Doubled to plate one RBI and came around to score in the seventh... Walked in the eighth. **Texas Southern (4/16):** Was 1-for-4 with a single... Also reached on an error. **at Arkansas (4/18-20):** Started all three games at shortstop... Reached base safely in all three contests... Walked in the series opener... Singled, walked and scored a run in the middle game of the series... Singled in the series finale. vs. **Ole Miss (4/23):** Was on base three times, reaching via walk, error and fielder's choice... Reached on an error and scored in the sixth inning... Got aboard via an RBI fielder's choice in the seventh and came around to score. **Georgia (4/26-28):** Reached base at least twice and scored once in each game of the series... Started all three games at shortstop... Walked, singled and doubled in the series opener... Drove in three RBIs on a fifth-inning double and came around to score in the opener... Had two hits in the middle game of the series... Plated the eventual game-winning run in the second inning with a sacrifice fly...

Doubled and scored a run in the seventh inning... Singled and walked in the series finale... Posted a base hit and came around to score in the fifth inning. **at Texas A&M (5/3-4):** Started all three games at shortstop... Reached base via hit-by-pitch and error in the series opener... Scored one run in the first game of the series... Walked in the series finale. **Memphis (5/8):** Walked and scored a run in the first inning. **at Ole Miss (5/10-12):** Reached base in all three games... Started each game of the series at shortstop... Was 2-for-3 with a walk and a run scored in the series opener... Walked twice, scored a run and plated one RBI in the middle game of the series... Drew a bases loaded walk in the third inning to open the scoring for MSU... Walked, scored a run and drove in two RBIs in the series finale... Plated the first MSU run of the game with a second-inning ground out... Drew a bases loaded walk to drive in an RBI in the nine-run fourth inning. **Louisiana Tech (5/14):** Went 2-for-5 with a double. **South Carolina (5/16-18):** Collected one hit in each game, with at least one RBI and one run scored in each of his three starts at third base... Was on base three times in the series opener, reaching via walk, single and hit-by-pitch... Drew a bases loaded walk in the third inning... Singled to drive in an RBI in the fourth... Scored two runs in the opener... Reached base twice and scored two runs in the middle game of the series... Singled to drive in an RBI in the seventh and came around to score... Walked and scored in the eighth... Was on base twice in the series finale... Reached on a fielder's choice in the seventh and scored... Singled to drive in an RBI in the eighth. **SEC Tournament (5/22-24):** Started all three games at shortstop... Reached base in all three games. vs. **LSU (5/22):** Went 1-for-8 with one RBI and one run scored... Was hit by a pitcher and scored a run in the first inning... Singled to drive in an RBI in the second inning. vs. **Vanderbilt (5/23):** Was hit by a pitch in four plate appearances. vs. **LSU (5/24):** Walked in three plate appearances. **NCAA Starkville Regional (5/31-6/2):** Started all three games at shortstop... Collected at least one hit in each game. **Southern (5/31):** Was on base three times, scored one run, drove in one RBI and stole two bases... Walked, stole two bases and scored a run in the third inning... Drove in the eventual game-winning runs in the seventh inning with a two-RBI single. **Central Michigan (6/1):** Singled and scored in the first inning. **Miami (Fla.) (6/2):** Had a pair of hits, including one double... Doubled and scored in the fourth inning... Singled to plate two RBIs in the eighth inning. **NCAA Starkville Super Regional (6/8-9):** Started both games at shortstop... Reached base safely twice and scored two runs in both games... Went 2-for-5 with two runs scored and one RBI in the series opener... Doubled and scored a run in the third inning... Reached on an error to drive in a run and came around to score in the fourth inning... Singled in the eighth... Was 1-for-3 with two runs scored and one RBI... Was hit by a pitch in the third inning and came around to score... Hit a sacrifice fly in the fourth inning... Singled and scored in the ninth inning. **College World Series (6/16-20):** Started all three games... Collected a hit in each game. vs. **Auburn (6/16):** Singled, walked and stole one base. vs. **Vanderbilt (6/19):** Doubled for his lone hit of the game. vs. **Louisville (6/20):** Collected a seventh-inning single for his only hit.

### 2018 (FRESHMAN SEASON)

**Awards:** Earned SEC First-Year Academic Honor Roll.

**Season:** Appeared in 42 games with 31 starts... Started games at third base (22) and designated hitter (9)... Owned a season-long reached base streak of eight games (April 8-21), which included a season-best four-game hitting streak (April 8-14)... Owned seven multi-hit and seven multi-RBI games... Homered at Alabama State (4/11), and versus North Carolina (6/19) at the College World Series... Was 1-for-5 with a walk in six plate appearances as a pinch hitter... Lone hit as a pinch hitter was an RBI single versus Vanderbilt (3/18).

**at Southern Miss (2/16-18):** Appeared in the season opener as a pinch hitter. **Kleberg Bank College Classic (2/23-25):** Appeared in two games. vs. **Nicholls State (2/24):** Came off the bench and drew a walk in the seventh inning. **New Mexico State (3/6-7):** Appeared in one game off the bench. **Vanderbilt (3/16-18):** Entered as a pinch hitter in the series finale... Collected his first collegiate hit with a sixth-inning RBI single. **Alcorn State (3/20):** Made his first collegiate start at third base... Went 2-for-5 with one walk, one run scored and one RBI... Plated a run with a fifth-inning RBI single... Walked and scored a run in the seventh inning. **Texas Southern (3/21):** Made the start at third base and went 2-for-3 with three RBIs... Also walked, was hit by a pitch and scored a run... Plated RBIs with a second-inning fielder's choice, a fourth-inning single and a sixth-inning double... Walked and scored a run in the fifth inning... Was hit by a pitch in the eighth inning. **at Missouri (3/23-25):** Started all three games at third base... Reached base in each game of the series... Walked in the series opener... Plated the game-tying run with a one-out single in the ninth inning of the middle game in the series... Also walked in the 12th inning





# RETURNING BULLDOGS

of game two...Singled for his lone hit of the series finale. **at Nicholls State (3/27):** Collected a pair of hits in a start at third base...Plated a pair of runs with an eighth-inning single. **at LSU (3/29-31):** Started the series opener at third base. **Ole Miss (4/7-8):** Started the series finale at third base...Singled and walked in the final game of the series. **at Alabama State (4/11):** Went 2-for-4 with his first collegiate home run...Had three RBIs and three runs scored...Hit a two-run home run in the seven-run first inning...Plated a run with a sacrifice fly in the fourth inning...Doubled and scored a run in the sixth inning...Was hit by a pitch and came around to score in the eighth inning. **at Auburn (4/13-15):** Started all three games at third base...Reached base in each game of the series...Doubled in the series opener...Doubled for his lone hit of the middle game in the series...Walked and scored a run in the second game of the series...Reached base via walk in the series finale. **at Memphis (4/18):** Went 1-for-4 in a start at third base. **at Arkansas (4/20-21):** Started all three games at third base...Plated the game-tying runs with a two-RBI single in the eighth inning and came around to score the game-winning run in the series opener...Reached via hit-by-pitch in the middle game of the series...Had an RBI ground out in the sixth inning of the series finale. **vs. Ole Miss (4/24):** Had an eighth-inning sacrifice fly in a start at third base. **Texas A&M (4/27-29):** Appeared in two games with one start at third base...Started the series opener at third base...Appeared in the series finale as designated hitter. **at Kentucky (5/11-13):** Started the final two game of the series at third base...Doubled for his lone hit in the middle game of the series...Went 4-for-4 with a walk in the series finale...Doubled three times...Had a pair of two-RBI doubles (third and sixth inning)...Singled and scored a run in the second inning...Doubled and came around to score in the ninth inning. **Florida (5/17-19):** Started the first two games of the series at third base...Reached on an error in the eighth inning and came around to score...Singled, walked and scored twice in the middle game of the series...Had a base hit and came around to score in the second inning...Walked and scored a run in the six-run fifth inning. **NCAA Tallahassee Regional (6/1-4):** Appeared in three games with two starts...Drove in three RBIs. *vs. Florida State (6/2):* Pinch hit in the eighth inning. *vs. Oklahoma (6/3):* Started as the designated hitter and went 1-for-4 with one RBI...Had a sacrifice fly in the eight-run third inning. *vs. Oklahoma (6/4):* Had a two-RBI single in the ninth inning for his lone hit of the game.

**NCAA Nashville Super Regional (6/8-10):** *at Vanderbilt:* Started all three games as the designated hitter...Delivered an RBI double for his lone hit in the middle game of the series...Singled twice and scored one run in the series finale...Singled and scored in the third inning...Collected a base hit in the ninth inning and was pinch run for. **College World Series (6/16-23):** Started all four games as the designated hitter...Hit the lone MSU home run...Drove in a team-best seven RBIs. *vs. North Carolina (6/19):* Went 3-for-4 with two runs scored and a NCAA CWS record-tying seven RBIs...Hit a grand slam in the second inning...Singled and came around to score in the eighth inning...Also plated three runs with a double to cap the scoring in the eight-run eighth inning. *vs. Oregon State (6/22):* Was hit by a pitch and scored a run in the third inning...Also reached on an error in the seventh inning.

## HIGH SCHOOL


Lettered three times for head coach Bobby Alford at New Braunfels High School...Earned honorable mention All-America honors from Perfect Game as a senior...Tabbed Underclass All-America by Perfect Game as a junior...Named first-team All-Texas Region by Perfect Game as a senior...Two-time first-team all-state selection by the Texas High School Baseball Coaches Association, earning the honor as a junior and senior...Tabbed all-area by the San Antonio Express-News as a senior...Named the District 27-6A Most Valuable Player as a senior...Selected as a member of the Texas Rangers Area Code team as a junior...Earned Academic All-State honors from the THSBCA as a senior...Also lettered in football and basketball.

## PERSONAL

Born Jordan Cole Westburg on Feb. 18, 1999 in New Braunfels, Texas...Son of Christine and Paul Westburg...Has one brother, Jesse...Majoring in business administration.

## WESTBURG'S CAREER STATISTICS

	Avg	GP-GS	AB	R	H	2B	3B	HR	RBI	TB	SLG%	BB	HBP	SO	GDP	OB%	SF	SH	SB-ATT	PO	A	E	FLD%
2018	.248	42-31	121	18	30	11	0	2	30	47	.388	10	4	35	2	.319	3	1	0-0	11	38	4	.925
2019	.294	66-66	265	68	78	21	2	6	61	121	.457	39	12	69	3	.402	5	0	7-7	75	156	13	.947
Career	.280	108-97	386	86	108	32	2	8	91	168	.435	49	16	104	5	.377	8	1	7-7	86	194	17	.943



# WILL BEDNAR

**24**

RHP | 6-2 | 229 | Fr./Fr. | R/R  
Valencia, Pa./Mars Area

Major: Business Administration

## HIGH SCHOOL

Lettered three times for head coach Andy Bednar at Mars Area High School...Selected team captain as a senior...Named team MVP as a junior...Garnered All-America honors from Perfect Game as a junior...Named first-team All-Region by Perfect Game as a senior...Tabbed Pittsburgh Post-Gazette and Pittsburgh Tribune-Review Player of the Year as a junior...Earned Western Pennsylvania Interscholastic Athletic League (WPIAL) All-Section honors as a junior...Participated in both the Area Code Games and East Coast Pro Showcase following his senior season...Finished high school with a 4.00 GPA...Earned high honors all four years of high school.

## PERSONAL

Born William Ross Bednar on June 13, 2000 in Pittsburgh, Pennsylvania...Son of Sue and Andrew Bednar...Has one younger sister, Danielle...Has one older brother, David...Brother, David, lettered in baseball at Lafayette (Pa.) College (2014-16) and was a 35th-round draft pick of the San Diego Padres in 2016...David made his major league debut for the Padres on September 1, 2019...Majoring in business administration.



# DAVID DUNLAVEY

**46**

RHP | 6-1 | 202 | Gr./Sr. | R/R  
Spartanburg, S.C./Spartanburg (Furman)

Major: Workforce Education Leadership (master's)



## 2019 (JUNIOR SEASON – FURMAN UNIVERSITY)

**Season:** Started a team-best 15 games on the mound...Led the team in wins (5), innings pitched (88.0), strikeouts (77) and ERA (4.19) among qualifying pitchers...Allowed three-or-fewer earned runs in 12 of 15 starts...Compiled eight quality starts...Furman won eight of his 15 starts, including six-straight to end the season...Posted victories versus Gardner-Webb (2/25), The Citadel (3/31), Kansas (4/27), VMI (5/4) and at Wofford (5/10).

**Morehead State (2/15-17):** Threw six innings in the middle game of the series...Allowed five runs – three earned – on five hits...Struck out five and walked three in the loss. **Gardner-Webb (2/24-25):** Picked up the win in the second game of the two-game series...Allowed two runs on four hits over six innings...Struck out a season-high 10 batters and walked two. **at Wake Forest (3/2-3):** Took the loss in the series finale...Allowed seven runs on nine hits over four innings...Struck out four and didn't walk a batter. **at Appalachian State (3/9-10):** Started the final game of the two-game series...Allowed six runs – four earned – on six hits in 3 2/3 innings...Struck out four and walked three in the loss. **at College of Charleston (3/15-17):** Allowed three runs on five hits in the series finale...Struck out three and walked one over 7 1/3 innings of work in the loss. **at Samford (3/22-24):** Tossed six innings in the series finale...Allowed three runs on five hits in the loss...Struck out six and walked three. **The Citadel (3/29-31):** Fired six shutout innings to earn the win in the series finale...Scattered six hits, walked four and struck out four. **at UNC Greensboro (4/5-7):** Allowed two runs on seven hits over eight innings of work in the series finale...Struck out seven and walked one in the loss. **East Tennessee State (4/12-13):** Allowed six runs on five hits in five innings of work...Took the loss in the series finale...Issued five walks and struck out three. **at Western Carolina (4/18-20):** Threw six innings and allowed three runs on seven hits in a no decision...Struck out six and walked two in the series finale. **Kansas (4/26-28):** Fired a complete-game two-hit shutout to earn the win...Struck out nine and walked one. **VMI (5/3-5):** Allowed three runs – two earned – on five hits in 5 1/3 innings to earn the win...Struck out five and walked two in the middle game of the series. **at Wofford (5/10-12):** Tossed 5 1/3 innings of three-run work in the series opener...Surrendered seven hits, walked five and struck out three to earn the win. **Mercer (5/16-18):** Took a no decision with five innings of two-run work in the middle game of the series...Struck out five, walked two and allowed two hits. **Southern Conference Tournament (5/22-24):** Started the second game of the event. vs. *Western Carolina (5/23):* Threw 5 2/3 innings in the no decision...Allowed three runs – one earned – on four hits...Struck out five hits and walked two.

## DUNLAVEY'S CAREER STATISTICS

	ERA	W-L	App	GS	CG	SHO/CBO	SV	IP	H	R	ER	BB	SO	2B	3B	HR	BF	BAA	WP	HBP	BK	SFA	SHA
2018																							
2019	4.19	5-7	15	15	2	1/0	0	88.0	79	48	41	36	77	21	2	8	390	.239	4	11	1	2	10
Career	4.19	5-7	15	15	2	1/0	0	88.0	79	48	41	36	77	21	2	8	390	.239	4	11	1	2	10

## 2018 (SOPHOMORE SEASON – FURMAN UNIVERSITY)

**Season:** Missed the season due to injury.

## 2017 (REDSHIRT-FRESHMAN SEASON – USC LANCASTER)

**Awards:** Earned National Junior College Athletic Association honorable mention All-America honors...Tabbed Region X Pitcher of the Year...Helped the Lancers to the NJCAA Region X title.

**Season:** Started a team-best 15 games on the mound...Posted a 12-1 record...Led the team in wins (12), innings pitched (88.0), strikeouts (95) and ERA (3.58) among qualifying pitchers...Owned a pair of double-digit strikeout games...Struck out seven-or-more batters in six of 15 appearances...Walked two-or-fewer batters in 10 of 15 starts...Posted victories at Catawba College (1/29), versus Southeastern-Whiteville C.C. (2/5), against Brunswick C.C. (2/11), at Cecil College (2/18), versus Wake Tech C.C. (3/4), at Indian Hills C.C. (3/10), versus Monroe College (3/18), against USC Sumter (4/1), versus USC Salkehatchie (4/8), at Louisburg College (4/14), versus Spartanburg Methodist College (4/22) and against Harford C.C. (5/18)...Threw a season-high eight innings at Indian Hill (3/10) with a season-best 12 strikeouts...Fanned 10 batters in 6 2/3 innings against Harford (5/18) in the NJCAA District Championships...Threw seven innings versus Brunswick C.C. (2/11) with five strikeouts and no walks.

## 2016 (FRESHMAN SEASON – WOFFORD COLLEGE)

**Season:** Attended Wofford but did not compete as a student-athlete.

## HIGH SCHOOL

Lettered five times for head coach Gavin Fisher at Spartanburg High School...Selected team captain as a senior...Garnered team MVP honors as a junior...Awarded All-Region honors as a sophomore and senior...Also lettered once in football...Graduated high school with a 4.80 GPA...Member of the National Honor Society.

## PERSONAL

Born David Wilson Dunlavey on December 13, 1996 in Winston Salem, North Carolina...Son of Liz and Tim Dunlavey...Has two younger sisters, Kate and Ally...Mother, Liz, lettered in swimming and diving at the University of Virginia...Father, Tim, lettered in golf at the University of Virginia and went on to play on the PGA Tour...Earned bachelor's degree in history from Furman in 2019...Currently working towards his master's degree in workforce education leadership.



## NOAH FONDREN

**39**

IF | 6-0 | 203 | Jr./Jr. | R/R

Major: Business Administration

Cullman, Ala./Cullman (Wallace State C.C.-Hanceville)

### 2019 (SOPHOMORE SEASON – WALLACE STATE C.C.-HANCEVILLE)

**Season:** Appeared in and started 43 games...Led the team in games started (43), at-bats (132) and stolen bases (12)...Ranked No. 2 on the team in batting average (.333), runs scored (44) and hit-by-pitch (7)...Reached base in 36 of 43 games...Owned 12 multi-hit and four multi-RBI games...Reached base in a season-long nine-straight games from March 7-21...Owned a pair of seven-game hitting streaks; running from March 8-21 and April 18-28...Collected a season-high three hits on three occasions: versus Calhoun C.C. (3/8), against Southern Union State C.C. (3/23) and at Snead State C.C. (4/18)...Drove in a season-best three RBIs on two occasions: versus Calhoun C.C. (3/8) and against Lawson State C.C. (3/14).

### 2018 (FRESHMAN SEASON – WALLACE STATE C.C.-HANCEVILLE)

**Season:** Spent the fall enrolled at the University of Alabama...Appeared in 32 games with 26 starts...Hit .276 with 24 runs scored and five stolen bases...Posted five multi-hit and three multi-RBI games...Reached base in a season-long six-straight games from April 13-21, which was also his longest hitting streak of the season...Homered at Marion Military Institute (3/30)...Posted a season-best three hits on two occasions: versus Lawson State C.C. (4/13) and at Beville State C.C. (4/19)...Plated a season-high two RBIs on three occasions: in both games of a double-header at Marion Military Institute (3/30) and versus Beville State C.C. (4/21).

### HIGH SCHOOL

Lettered all four years for head coach Brent Patterson at Cullman High School...Selected team captain as a senior...Earned team MVP honors as a sophomore...Helped the Bearcats advance to the Alabama High School Athletic Association 6A State Championship game all four years...Helped CHS win the state title as a sophomore...Tabbed MVP of the AHSAA 6A State Championship as a sophomore...Three-time AHSAA All-State selection, earning the honors as a sophomore, junior and senior...Selected to the Cullman Times All-Area team as a sophomore, junior and senior...Earned all-tournament honors at the Perfect Game High School Showdown and Rawlings Select High School Classic as a senior...Member of the National Honor Society, Beta Club, and Mu Alpha Theta at CHS.

### PERSONAL

Born Noah Riley Fondren on June 10, 1998 in Birmingham, Alabama...Son of Kayse and Shannon Fondren...Has one younger brother, Niklas...Father, Shannon, lettered in baseball at Shoals Community College...Cousin, Kellye Jordan, lettered in volleyball at Mississippi State...Majoring in business administration.



## JAXEN FORRESTER

**40**

RHP | 6-0 | 195 | Jr./Jr. | R/R

Major: Educational Psychology

Spanish Fort, Ala./Spanish Fort (East Mississippi C.C.)

### 2019 (SOPHOMORE SEASON – EAST MISSISSIPPI C.C.)

**Awards:** Tabbed first-team All-Mississippi Association of Community and Junior Colleges...Two-time MACJC Pitcher of the Week...Limited Jones College to just two hits with eight strikeouts to earn MACJC Pitcher of the Week (5/3)...Tossed a no-hitter against East Central C.C. to earn MACJC Pitcher of the Week (3/29).

**Season:** Appeared in 15 games with a team-best 11 starts...Led the team in innings pitched (53.0), strikeouts (76) and batting average (.191)...Ranked No. 2 on the team in appearances, wins (4) and saves (1)...Finished No. 2 on the team among qualifying pitchers in ERA (3.74)...Allowed three-or-fewer runs in nine of 11 starts...Struck out seven-or-more batters in five of 11 starts, including one double-digit strikeout game...Posted victories versus Garden State College (2/15), at East Central C.C. (3/29), against Hinds C.C. (4/22) and at Jones College (5/3)...Posted a save against Meridian C.C. (4/24)...Allowed one unearned run in a no-hit effort at East Central C.C. (3/29) with nine strikeouts in a season-high seven innings of work...Fanned a season-best 11 batters at Mississippi Gulf Coast C.C. (4/19).

### 2018 (FRESHMAN SEASON – EAST MISSISSIPPI C.C.)

**Awards:** Earned NJCAA Division II and Mississippi Association of Community and Junior Colleges Pitcher of the Week after a three-hit shutout of West Alabama JV (2/28).

**Season:** Appeared in a team-best 15 games with a team-high 11 starts...Led the team in wins (3), complete games (2), shutouts (2), innings pitched (58.1) and strikeouts (70)...Finished second among qualifying pitchers in ERA (7.41) and batting average against (.266)...Ranked No. 2 on the squad in saves (1)...Owned two quality starts...Allowed three-or-fewer earned runs in six of 11 starts...Struck out nine-or-more batters in three starts, including one double-digit strikeout game...Collected victories at University of West Alabama JV (2/28), at Copiah-Lincoln C.C. (3/24) and at Holmes C.C. (4/4)...Collected a save at Hinds C.C. (4/13)...

Threw a season-best seven innings in a complete-game shutout of University of West Alabama JV (2/28) with nine strikeouts...Stuck out a season-best 10 hitters at Jones College (3/17) in 4 2/3 innings...Fanned nine batters against Northeast Mississippi C.C. (4/24).

### HIGH SCHOOL

Lettered three times for head coach Brent Boyd at Spanish Fort High School...Garnered all-county first team as a junior...Tossed a perfect game during his junior season...Also lettered once in football.

### PERSONAL

Born Jaxen Clark Forrester on April 4, 1999 in Jasper, Alabama...Son of Melissa and William Wenzel...Has two older sisters, Lauren and Haley...Sister, Haley, lettered in volleyball at Pensacola State College...Uncle, Mark Garner, lettered in baseball at UAB...Brother-in-law, Charles Basford, lettered in baseball at Samford...Majoring in educational psychology.





## HUNTER FRENCH

**34**

DF | 5-9 | 173 | Fr./Fr. | R/R  
Southaven, Miss./DeSoto Central

Major: Business Administration

### HIGH SCHOOL

Lettered three times for head coach Mark Monghan at Desoto Central High School...Earned Preseason Underclass All-America honors from Perfect Game as a junior...Helped DCHS to the Mississippi High School Activities Association 6A State Championship during his junior and senior year.

### PERSONAL

Born Hunter Owen French on February 26, 2001 in Germantown, Tennessee...Son of Ashley and Chris French...Has one older sister, Kirby...Majoring in business administration.



## HOUSTON HARDING

**48**

LHP | 6-1 | 222 | Jr./Jr. | L/L  
Walls, Miss./Evangelical Christian School

Major: Economics

### CAREER NOTES & RECORDS

**Junior College:** Owns the Itawamba Community College single season (95; 2018) and career (185) records for strikeouts.

### 2019 (SOPHOMORE SEASON – ITAWAMBA C.C.)

**Awards:** Earned third-team National Junior College Athletic Association All-America honors...Named first-team All-Region XXIII...Tabbed first-team All-Mississippi Association of Community and Junior Colleges...Garnered MACJC Pitcher of the Week (4/22) after posting a 2-0 record with 19 strikeouts in two starts.

**Season:** Appeared in 14 games with 13 starts...Ranked tied for No. 4 nationally in victories (10)...Boasted a perfect 10-0 record to lead the team in victories...Led the team in games started (13), innings pitched (86.0) and strikeouts (90)...Ranked No. 2 among qualifying pitchers in ERA (2.62)...Posted six quality starts...Allowed three-or-fewer runs in 10 of 13 starts...Struck out seven-or-more batters in eight of 13 starts, including three double-digit strikeout games...Collected victories versus Snead State C.C. (2/9), against Rend Lake College (2/16), versus Bevill State C.C. (2/25), against Columbia State C.C. (3/5), at Meridian C.C. (3/16), at Jones College (3/30), at Southwest Mississippi C.C. (4/6), at East Central C.C. (4/15), versus Copiah-Lincoln C.C. (4/20) and against Hinds C.C. (4/27)...Fanned nine in a season-best nine innings of work in a complete game victory over Copiah-Lincoln C.C. (4/20)...Fanned a season-best 12 batters in eight innings versus Pearl River C.C. (3/23)...Struck out 11 in 4 2/3 innings of work against Rend Lake C.C. (2/16)...Collected 10 strikeouts at East Central C.C. (4/15).

### 2018 (FRESHMAN SEASON – ITAWAMBA C.C.)

**Awards:** Tabbed first-team All-Mississippi Association of Community and Junior Colleges...Helped ICC to the MACJC championship.

**Season:** Appeared in and started 16 games...Ranked tied for No. 14 nationally in victories (9)...Led the team in victories (9), starts (16), innings pitched (79.1) and strikeouts (95)...Ranked No. 2 in ERA (4.42) among qualifying pitchers...Posted six quality starts...Allowed three-or-fewer runs in 12 of 16 starts...Struck out seven-or-more batters in seven of 16 starts, including two double-digit strikeout games...Collected victories at Calhoun C.C. (2/13), at Columbia State C.C. (2/20), versus Southwestern Tennessee C.C. (2/27), against Mississippi Gulf Coast C.C. (3/17), versus Meridian C.C. (3/24), against Southwest Mississippi C.C. (4/13) at Copiah-Lincoln C.C. (4/28), at East Central C.C. (5/10) and in the NJCAA Region 23 Tournament versus Meridian C.C. (5/16)...Struck out a season-best 14 batters in a nine-inning complete game shutout of Meridian C.C. (3/24)...Fanned 12 batters at Copiah-Lincoln C.C. (4/28).

### HIGH SCHOOL

Lettered three times for head coach Duke Williams at Evangelical Christian School in Tennessee...Named team MVP as a senior...Helped the Eagles to the Tennessee Secondary School Athletic Association Division II-AA state title as a senior...Tabbed all-state as a senior...Named region tournament MVP as a senior...Two-time all-region and three-time all-division selection...Also lettered twice in football.

### PERSONAL

Born Charles Houston Harding on May 22, 1998 in Coldwater, Mississippi...Son of Ashleigh and Robert Harding...Has one older sister, Grace...Majoring in business economics.



## JOSH HILL

**41**

RHP | 6-1 | 228 | Fr./Fr. | R/R  
Indianola, Miss./Indianola Academy

Major: Physical Education & Coaching

### HIGH SCHOOL

Lettered five times for head coach Clete Putnam at Indianola Academy...Tabbed team MVP on three occasions...Two-time Perfect Game Preseason All-America honorable mention...Helped the Colonels to the Mississippi Association of Independent Schools state title as a junior...Tabbed MAIS All-State as a senior...Named District 3A Player of the Year as a junior and senior...Also lettered in football...Earned All-MAIS in football as a senior...Helped IA win the MAIS state title as a junior.

### PERSONAL

Born Joshua Paul Hill on September 11, 2000 in Indianola, Mississippi...Son of Julia and Allen Hill...Has two older brothers, Walt and Tyler...Has one older sister, Sarah Allyn...Both parents graduated from Mississippi State...Brother, Walt, is a senior at Mississippi State...Majoring in physical education and coaching.



## KC HUNT

RHP | 6-3 | 201 | Fr./Fr. | L/R

Wyckoff, N.J./Ramapo

2

Major: Undeclared

### HIGH SCHOOL

Lettered four times for head coach Mickey Hunt at Ramapo High School...Two-time team captain...Named team MVP as a senior...Garnered Perfect Game honorable mention All-America honors as a sophomore and junior...Tabbed Perfect Game first-team All-Region as a senior...Tabbed first-team All-State All Groups as a senior...Two-time first-team All-State Group 3 as a junior and senior...Garnered first-team All-North Jersey as a junior and senior...Three-time first-team All-County as a sophomore, junior, and senior...Owns the school record for career hits, doubles, runs scored and RBIs...Tabbed Ramapo High School Male Athlete of the Year and NorthJerseySports.com New Jersey Athlete of the Year as a senior...Also lettered four times in basketball...Scored over 1,533 career points...Two-time first-team all-county and All-North Jersey selection...Garnered first-team All-State Group 3 honors as a senior...Helped RHS to its first appearance in the New Jersey State Interscholastic Athletic Association state title game as a senior.

### PERSONAL

Born Kyle Clemente Hunt on July 14, 2000 in Wyckoff, New Jersey...Son of Dolores and Mickey Hunt...Has two older brothers, Shooter and TJ...Brother, Shooter, lettered in baseball at Tulane...Shooter was an All-American, the 2008 Conference USA Pitcher of the Year and was selected in the first round of the 2008 Major League Baseball First Year Player Draft by the Minnesota Twins...Brother, TJ, lettered in baseball at Monmouth University...Undeclared.



## KAMREN JAMES

IF | 6-2 | 192 | Fr./Fr. | R/R

Southaven, Miss./DeSoto Central

6

Major: Business Administration

### HIGH SCHOOL

Lettered three times for head coach Mark Monaghan at DeSoto Central High School...Selected team captain as a senior...Earned team MVP as a junior and senior...Helped Team Georgia to the 17U Perfect Game World Wood Bat Association 17U title...Guided Team Georgia to the Perfect Game 16U World Series title...Helped the Jaguars to the Mississippi High School Activities Association 6A state title as a junior and senior...Tabbed Perfect Game Preseason All-America as a junior and senior...Tabbed Perfect Game National Showcase Top Prospect as a senior...Nominated for Mississippi Player of the Year as a senior...Named first-team all-state as a junior and senior...Also lettered once in basketball...Finished high school with a 4.00 GPA...Awarded the Lindy Callahan Award from the Mississippi High School Activities Association, a scholarship awarded based on academic and athletic achievement to 16 senior student-athletes, a boy and a girl, from eight geographical districts of the state.

### PERSONAL

Born Kamren Marett James on May 25, 2000 in Memphis, Tennessee...Son of Stacie and Greg James...Has an older brother, Keegan...Has a younger sister, Sterling...Father, Greg, lettered in football at Mississippi State...Brother, Keegan, lettered in baseball at Mississippi State...Uncle, Mike Riley, lettered in football at Mississippi State...Majoring in business administration.



## AUSTIN KELLY

C | 6-0 | 201 | Fr./Fr. | R/R

Leland, Miss./The Washington School

44

Major: Business Administration

### HIGH SCHOOL

Lettered six times for head coach Hunter Palasini at Washington School...Named team captain as a senior...Four-time team MVP...Helped the Generals to the Mississippi Association of Independent Schools 4A-Division 2 state title as a sophomore...Tabbed Perfect Game second-team All-Region as a senior...Garnered Perfect Game second-team Underclass All-America as a junior and third-team Underclass All-America as a sophomore...Earned MAIS Player of the Year as a senior...Tabbed Academy Conference Player of the Year as a sophomore and senior...Garnered first-team all-state honors as a senior...Five-time All-Academy Conference honoree, including first-team honors as a junior and senior...Owns the school record for hits, home runs and RBIs in a career...Honored with the Hunter Azlin Award as a senior, an award which honors his friend

Hunter Azlin, who was injured in a hunting accident while in high school...Also lettered once in basketball and three times in football...Earned honorable mention all-conference as a sophomore in football.

### PERSONAL

Born Austin James Kelly on June 6, 2000 in Greenwood, Mississippi...Son of Tara Spencer and Joby Kelly...Has one older brother, Casey...Majoring in business administration.



# CARLISLE KOESTLER

**29**

RHP | 5-11 | 191 | Gr./Sr. | R/R

Major: Workforce Education Leadership (master's)

Vicksburg, Miss./Warren Central (Southeastern Louisiana)



## 2019 (SENIOR SEASON – SOUTHEASTERN LOUISIANA)

**Awards:** Named to the Southland Conference Commissioner's Honor Roll.

**Season:** Started four games on the mound before suffering a season-ending injury... Posted wins over Stony Brook (2/24) and Troy (3/2)... Posted three quality starts... Allowed three-or-fewer runs in three of four starts... Received a redshirt season.

**Louisiana Tech (2/15/17):** Allowed eight runs – five earned – in five innings of work in a no decision in the series finale... Walked two and struck out three. **Stony Brook (2/22-24):** Collected the victory with seven shutout innings in the series finale... Scattered four hits, didn't walk a batter and struck out a season-best nine batters. **at Troy (3/1-2):** Picked up the victory in the series finale after allowing three runs on four hits in six innings... Walked one and struck out two. **Central Arkansas (3/8-9):** Threw six innings and allowed three runs on five hits in a loss... Didn't walk a batter and struck out five in the middle game of the series.

## 2018 (JUNIOR SEASON – SOUTHEASTERN LOUISIANA)

**Awards:** Named second-team All-Southland Conference... Tabbed first-team all-state by Louisiana Sports Writers Association... Tabbed LSUA Pitcher of the Month for the month of February... Earned second-team Southland All-Academic Team honors... Named to the Southland Conference Commissioner's Honor Roll.

**Season:** Appeared in 12 games with 14 starts on the mound... Led the team in wins (7), ERA (2.68) and strikeouts (73)... Posted wins against Louisiana Lafayette (2/21), LSU (2/28), New Orleans (3/10), at Lamar (3/17), at McNeese State (3/31), at Northwestern State (4/14) and over Nicholls State (4/21)... Collected one save at Tulane (3/7)... Factored into five straight decisions (4 wins, 1 save) from Feb. 17-March 17... Southeastern Louisiana won 12 of 14 starts... Posted nine quality starts... Allowed three-or-fewer earned runs in 11 of 14 starts... Walked one-or-fewer batters in 10 of 14 starts.

**SIU-Edwardsville (2/16-18):** Made a relief appearances in the middle game of the series... Fanned one in 1 1/3 innings... Didn't allow a hit or walk a batter. **Louisiana Lafayette (2/21):** Threw 8 1/3 innings in a start to post the win... Struck out 11 and walked one... Allowed two runs on three hits. **LSU (2/28):** Earned the win with seven innings of one-run work... Walked two and scattered five hits... Struck out six. **at Tulane (3/7):** Recorded the final out with a runner on third to collect the save... Retired the only batter he faced via flyout. **New Orleans (3/9-10):** Picked up the win in the middle game of the series... Scattered four hits in seven innings of a start... Allowed one unearned run... Walked one and struck out nine. **at Lamar (3/16-18):** Posted seven innings of one-run work in a start... Scattered four hits and one walk to pick up the win in the middle game of the series... Fanned five batters. **Houston Baptist (3/23-25):** Allowed five runs on five hits in 3 1/3 innings of a start in the middle game of the series... Walked one batter in the loss. **at McNeese State (3/29-31):** Earned the win with six innings of work in a start of the series finale... Allowed one run on five hits... Walked two and struck out five. **Texas A&M-Corpus Christi (4/6-8):** Surrendered three runs on four hits in six innings of work in the middle game of the series... Struck out three in a no decision. **at Northwestern State (4/14-15):** Threw seven shutout innings to earn the win in the series finale... Allowed five hits and struck out seven. **Nicholls State (4/20-21):** Grabbed the win with five innings of two-run work in the middle game of the series... Issued one walk and gave up five hits... Struck out four. **Stephen F. Austin (4/27-29):** Allowed one run in seven innings of work in the middle game of the series... Allowed three hits, walked two and struck out five in the no decision. **at Sam Houston State (5/4-6):** Gave up four runs on eight hits in a no decision in the middle game of the series... Didn't walk a batter and struck out four in 6 1/3 innings of work. **at Central Arkansas (5/11-13):** Allowed five runs on 10 hits in 4 2/3 innings of a start... Struck out four. in a no decision. **Houston (5/17-18):** Took a no decision in the series finale of the two-game set... Allowed one earned run in five innings of work a start... Scattered five hits, didn't walk a batter and fanned six. **Southland Conference Tournament (5/23-25):** Made one start. vs. *Nicholls State (5/25):* Threw six innings of in the start... Allowed one unearned run on four hits... Walked two and struck out three.

## 2017 (SOPHOMORE SEASON – SOUTHEASTERN LOUISIANA)

**Awards:** Named to the Southland Conference Commissioner's Honor Roll.

**Season:** Appeared in 17 games with 13 starts on the mound... Started his final 11 games of the season... Collected four wins and one saves... Posted victories over New Orleans (3/11), at Nicholls State (4/23), at Stephen F. Austin (4/30), Central Arkansas (5/14)... Owned one save at Rice (2/24)... Allowed three-or-fewer runs in nine of 13 starts.

**Tangi Tourism Baseball Classic (2/18-20):** Appeared in one game. vs. *Murray State (2/19):* Tossed 4 1/3 innings of scoreless relief... Allowed three hits and struck out three. **at Rice (2/24-26):** Allowed just three hits and walked two in three scoreless innings of work to collect the save in the series opener... Struck out one. **at Vanderbilt (2/28-3/1):** Made first start of the season in the finale of the two-game, mid-week series... Allowed four runs – two earned – in five innings of work... Walked two, allowed three hits and struck out three in the loss. **West Virginia (3/8):** Started in a no decision... Allowed one run on one hit... Struck out two. **New Orleans (3/10-12):** Threw 2 1/3 innings of scoreless relief to earn the win in the middle game of the series... Walked two and struck out four. **Lamar (3/17-19):** Allowed four runs – three earned – in 1 1/3 innings of relief in the series opener... Allowed three hits, walked three and struck out three. **at LSU (3/22):** Took the loss with four runs allowed in three innings of work... Surrendered four hits, walked two and struck out one. **at Houston Baptist (3/24-26):** Allowed three runs on four hits in a no decision in the series finale... Tossed 3 1/3 innings in the start... Walked one and struck out six. **McNeese State (3/31-4/1):** Threw 5 2/3 innings in a no decision in the series finale... Allowed three runs on three hits... Walked one and struck out six. **at Texas A&M-Corpus Christi (4/7-9):** Allowed five runs – four earned – on five hits in three innings of a start in the series finale... Walked one and struck out four in a no decision. **Northwestern State (4/13-15):** Tossed 5 2/3 innings and allowed two unearned runs in a no decision... Allowed three hits, walked two and struck out a season-high eight in the series finale. **at Nicholls State (4/21-23):** Picked up the win with six innings of work in a start of the series finale... Allowed one unearned run on two hits... Walked three and fanned two. **at Stephen F. Austin (4/28-30):** Earned the win with eight innings of three-run work in a start... Surrendered four hits, walked two and struck out six in the series finale. **Sam Houston State (5/5-7):** Allowed four runs on three hits in 1 2/3 innings of a start in. the series finale... Allowed three hits, walked three and struck out two in the loss. **Central Arkansas (5/13-14):** Picked up the win with 5 2/3 innings in a start... Allowed two runs on four hits in the series finale... Walked two and struck out two. **Southland Conference Tournament (5/24-5/26):** Started one game on the mound. vs. *New Orleans (4/26):* Allowed five runs – three earned – on five hits in 4 1/3 innings of a start... Walked two and struck out five in the loss. **NCAA Baton Rouge Regional (6/2-4):** Made one start on the mound. vs. *Rice (6/4):* Threw 3 2/3 innings and allowed six runs on eight hits in the loss... Surrendered eight hits in the loss... Walked one and struck out two.

## 2016 (REDSHIRT-FRESHMAN SEASON – HINDS C.C.)

**Awards:** Named first-team National Junior College Athletic Association All-Region XXIII... Tabbed first-team All- Mississippi Association of Community and Junior Colleges... Selected MACJC Pitcher of the Week on May 10 after earning a playoff victory in relief at Northwest Mississippi C.C. (5/6)... Earned Academic All-State honors from the Mississippi Community College Board.

**Season:** Appeared in 25 games with five starts on the mound... First five appearances of the season were starts... Led the team in wins (10), saves (3), appearances (25), innings pitched (55.0) and strikeouts (63)... Owned a team-low .216 batting average against among qualifying pitchers... Factored into 13 of 25 victories... Collected victories against Mississippi Delta C.C. (2/25), Millsaps College (3/1), Itawamba C.C. (3/13), two versus East Central (Miss.) C.C. (3/30), Pearl River C.C. (4/5), at Holmes C.C. (4/9), at Copiah-Lincoln C.C. (4/13), at Northwest Mississippi C.C. (4/23) and in the NJCAA Region 23 Tournament at Northwest Mississippi C.C. (5/6)... Posted saves at Lawson State C.C. (3/5), versus Coahoma C.C. (4/2) and against East Mississippi C.C. (4/17)... Worked a season-best five innings in a victory over Mississippi Delta C.C. (2/25)... Fanned a season-high seven batters twice: Millsaps College (3/1) and at Northwest Mississippi C.C. (5/6).



## BULLDOG NEWCOMERS

### 2015 (FRESHMAN SEASON – HINDS C.C.)

**Season:** Redshirt season.

#### HIGH SCHOOL

Lettered four times for head coach Conner Douglas at Warren Central High School... Garnered second-team all-state as a senior...Named first-team all-county as a junior and senior...earned first-team all-district his junior and senior seasons...Named Vicksburg Post Player of the Year as a senior year...Also helped St. Aloysius to the 2010 Mississippi High School Activities Association Class 1A state title as an eighth grader...Earned four letters in football...Was named team offensive MVP in football as a senior...Helped the Vikings to the 6A Region 2 title as a senior...Tabbed first-team all-county as a junior and senior...Earned first-team all-district as a senior...Member of the National Honor Society and Mu Alpha Theta.

#### KOESTLER'S CAREER STATISTICS

	ERA	W-L	App	GS	CG	SHO/CBO	SV	IP	H	R	ER	BB	SO	2B	3B	HR	BF	BAA	WP	HBP	BK	SFA	SHA
2017	5.03	4-5	17	13	0	0/0	1	68.0	60	47	38	29	56	12	1	9	309	.221	6	4	0	0	4
2018	2.68	7-1	16	14	0	0/0	1	87.1	70	28	26	13	73	12	0	5	341	.221	2	7	0	2	2
2019	4.12	2-1	4	4	0	0/1	0	24.0	22	14	11	3	19	6	0	1	97	.242	1	0	0	2	1
Career	3.76	13-7	37	31	0	0/1	2	179.1	152	89	75	45	148	30	1	15	747	.224	9	11	0	4	7

#### PERSONAL

Born Benjamin Carlisle Koestler on December 18, 1995 in Vicksburg, Mississippi... Son of Carla and Michael Koestler...Has an older sister, Katie...Mother, Carla, lettered in basketball at Mississippi College and Mississippi University for Women...Cousin, Clarke Smith, attends Auburn University and is a member of the football program... Grandfather, W.C. Carlisle, lettered in basketball at Hinds Community College... Earned his bachelor's degree in general studies with a concentration in family and consumer sciences from Southeastern Louisiana in 2019...Currently working towards his master's degree in workforce education leadership.



## MASON LAND

32

IF | 5-II | 185 | Fr./Fr. | L/R

Major: Management

Pensacola, Fla./J.M. Tate Senior

#### HIGH SCHOOL

Lettered four time for head coach Karl Jernigan at J.M. Tate Senior High School... Helped the Aggies to three straight Class 7A District 1 titles between his freshman and junior seasons...Named first-team all-state his final three prep seasons... Garnered second-team Perfect Game All-America honors as a junior and senior... Earned Perfect Game Underclass High Honorable Mention All-America honors as a sophomore...Earned a 4.40 GPA during his high school career...Received the Scholar Athlete of the Year Award at TSHS.

#### PERSONAL

Born Mason Robert Land on May 13, 2000 in Pensacola, Florida...Son of Melissa and Michael Land...Has one younger brother, Madox, and one older sister, Micah... Majoring in management.



## TANNER LEGGETT

31

IF | 5-10 | 164 | Jr./Jr. | R/R

Major: Business Administration

Raymond, Miss./Central Hinds Academy (Northwest Mississippi C.C.)

### 2019 (SOPHOMORE SEASON – NORTHWEST MISSISSIPPI C.C.)

**Season:** Appeared in and started 47 games...Led the team in runs scored (47), sacrifice flies (5), sacrifice hits (4) and fielding assists (101)...Tied for the team lead in games starts (47)...Reached base in 40 of 47 games...Scored a run in 34 of 47 games...Owned 12 multi-hit, seven multi-RBI and 11 multi-runs scored games... Reached base in a season-long 16 straight games from April 10-May 12...Also owned a pair of nine-game reached base streaks: February 25-March 7 and March 23-April 6...Owned a season-long eight game hitting streak from April 14-27... Homered against Southwest Mississippi C.C. (3/29) and Hinds C.C. (4/14)...Collected a season-high three hits at Columbia State C.C. (2/26)...Drove in a season-best three RBIs on two occasions: versus Coahoma C.C. (3/7) and against Northeast Mississippi C.C. (5/8).

### 2018 (FRESHMAN SEASON – NORTHWEST MISSISSIPPI C.C.)

**Season:** Appeared in 42 games with 41 starts...Led the team in doubles (13), sacrifice hits (10) and fielding assists (103)...Reached base in 33 of 41 games... Owned seven multi-hit, two multi-RBI and 14 multi-runs scored games...Homered at Holmes C.C. (3/27)...Reached base in a season-long 10 games from February 9-March 7...Collected a season-high three hits on three occasions: versus Columbus State C.C. (2/9), at Holmes C.C. (3/27) and at Copiah-Lincoln C.C. (3/30)...Drove in a season-best three RBIs at Holmes C.C. (3/27).

#### HIGH SCHOOL

Lettered four times for head coach Doug Shanks at Central Hinds Academy...Four-time team captain and team MVP...Tabbed honorable mention all-region by Perfect Game as a senior...Earned all-state honors as a senior...Garnered District 3A MVP honors as a senior...Named District 3A Defensive MVP as junior...Tabbed All-District 3A all four seasons...Also lettered four times in basketball, football and soccer... Guided Central Hinds to four-straight Mississippi Association of Independent Schools Division II state championships in soccer...Helped the Cougars to a 60-0 record during his prep career in soccer...Finished his career with the MAIS and CHA record for career goals scored (76)...Named MAIS tournament MVP four times... Earned All-District 3A in all four sports during each of his four prep seasons, collecting 12 total honors...Competed in the MAIS All-Star Game in each of his four sports as a senior.

#### PERSONAL

Born Tanner Moran Leggett on August 9, 1999 in Jackson, Mississippi...Son of Marianna Flowers and Lennon Leggett...Has one older brother, Jordan Currie... Mother, Marianna, graduated from Mississippi State...Father, Lennon, lettered in baseball at Hinds Community College...Brother, Jordan, lettered in football at Mississippi College...Majoring in business administration.



## XAVIER LOVETT

**26**

RHP | 5-11 | 180 | Fr./Fr. | R/R  
Houston, Texas/ Westfield


Major: Business Administration

### HIGH SCHOOL

Lettered four times for head coach Mario Barret at Westfield High School...Selected team captain as a senior...Tabbed honorable mention All-America by Perfect Game as a senior...Earned Underclass All-America honors as a sophomore and junior...Named first-team All-Region by Perfect Game as a senior...Tabbed all-state as a senior by the Texas High School Sports Writers...Three-time all-district performer...Played in both the Texas and Houston All-Star Games...Also lettered four times in track and field, three times in football and once in basketball.

### PERSONAL

Born Xavier Dexter Lovett on December 21, 2000 in Houston, Texas...Son of Alicia and Mark Lovett...Has a brother, Zachary...Majoring in business administration.



## KYTE McDONALD

**25**

OF | 5-10 | 190 | Fr./Fr. | R/R  
San Antonio, Texas/ Antonian

Major: Finance

### HIGH SCHOOL

Lettered four times for head coach Bruce Webb at Antonian College Preparatory High School...Selected team captain during his senior season...Named team MVP as a senior...Helped the Apaches to four straight District and Area championships...Named the Texas Association of Private and Parochial Schools Athlete of the Year as a senior...Three-time all-state honoree...Earned Express News Super Team honors as a senior...Also lettered four times in football and three times in track and field...Two-time all-state selection in football...Three-time state finalist in the 100-meter dash...Two-time regional and district 100-meter dash champion...Owns school record in 100-meter dash...Finished his time at Antonian College Prep with a 4.00 GPA...Member of the National Honor Society and National Latin Honor Society...Served as Student Body President...Earned the Valero Alamo Bowl Scholarship.

### PERSONAL

Born Kyte Wurzbach McDonald on July 5, 2000 in Nashville, Tennessee...Son of Jill and Touchstone McDonald...Has one younger brother, Maddox and one younger sister, Leavy...Cousin, Ryan Ware, was selected in the 1993 Major League Baseball Draft out of high school and lettered in baseball at the University of Houston...Majoring in finance.



## DREW MCGOWAN

**8**

OF/RHP | 6-1 | 182 | Fr./Fr. | L/R  
Hopkinsville, Ky./University Heights Academy

Major: Finance

### HIGH SCHOOL

Lettered six times for head coach Chris Hamby at University Heights Academy...Selected team captain as a sophomore, junior and senior...Earned honorable mention All-America from Perfect Game as a senior...Tabbed honorable mention Perfect Game Underclass All-America as a sophomore and junior...Named Kentucky New Era Player of the Year as a senior...Kentucky High School Athletic Association first-team all-state as a junior and senior...Earned all-region honors as a freshman, sophomore, junior and senior...Garnered all-district honors five times, beginning with his eight-grade season...Also lettered five times in basketball...Helped the Blazers to the All A state title as a senior in basketball...Two-time all-region and all-district selection...Finished his time at University Heights Academy with a 4.30 GPA and was recognized as the Valedictorian of his graduating class...Honored as a National AP Scholar, National Merit Scholar and was a part of the National Honor Society.

### PERSONAL

Born Andrew Wayne McGowan on August 31, 2000 in Hopkinsville, Kentucky...Son of Sherry and Steve McGowan...Has one older brother, Matt...Brother, Matt, lettered in baseball at Murray State University...Majoring in finance.



## CHASE PATRICK

**18**

RHP | 5-9 | 172 | Jr./Jr. | R/R

Major: Management

Ellaville, Ga./Schley County (Chattahoochee C.C.)

### 2019 (SOPHOMORE SEASON – CHATTAHOOCHEE VALLEY C.C.)

**Season:** Made 17 starts on the mound...Led the team in starts (17), complete games (5), innings pitched (82.0) and strikeouts (85)...Tied for the team lead in appearances (17) and wins (8)...Posted six quality starts...Allowed three-or-fewer runs in 13 starts...Pirates won 11 of 17 starts...Collected victories at Chipola College (2/8), at Wallace State C.C.-Selma (3/7), against Enterprise State C.C. (3/14), versus Lawson State C.C. (3/21), against Coastal Alabama-South C.C. (3/28), at Bishop State C.C. (4/17), at Wallace State C.C. (4/25) and at Wallace State C.C.-Dothan (5/12)...Worked a season-best nine innings in a victory over Wallace State C.C.-Dothan (5/12) with 10 strikeouts...Fanned a season-high 11 batters versus Enterprise State C.C. (3/14).

### 2018 (FRESHMAN SEASON – CHATTAHOOCHEE VALLEY C.C.)

**Season:** Appeared in 17 games with seven starts on the mound...Posted one quality start...Allowed three-or-fewer runs in six starts...Pirates won five of seven starts...Collected victories versus Andrew College (2/2), Gulf Coast State College (2/9), West Georgia Technical College (2/15), Gulf Coast State College (3/2), Coastal Alabama-South C.C. (3/18), at Bishop State C.C. (3/24), at Coastal Alabama-East C.C. (4/2), against Coastal Alabama-North (4/13) and Wallace C.C.-Selma (4/19)...Threw a season-best seven innings with a season-high seven strikeouts in a complete game effort against Coastal Alabama-North C.C. (4/13).

### HIGH SCHOOL

Lettered four times for head coach Chuck Cheek at Schley County High School...Selected as team captain and team MVP as a senior...Helped the Wildcats to the Georgia High School Association state title as a sophomore and senior...Tabbed second-team all-region by Perfect Game as a senior...Earned Underclass All-America honors from Perfect Game as a junior...Garnered Most Valuable Pitcher honors at the World Wood Bat Association Freshman World Championships in 2013...Three-time first-team all-state performer...Selected first-team all-region as a sophomore, junior and senior...Earned region pitcher of the year as a senior.

### PERSONAL

Born Chase Vance Patrick on June 9, 1999 in St. Cloud, Florida...Son of Jennifer and John Patrick...Has two older brothers, Cody and Clayton...Brother Clayton lettered in baseball at Abraham Baldwin Agricultural College and Georgia Southwestern College...Majoring in management.



## BRANDON PIMENTEL

**50**

IF/OF | 6-3 | 210 | So./So. | L/L

Major: Business Administration

El Paso, Texas/Socorro (Howard C.C.)

### 2019 (FRESHMAN SEASON – HOWARD COLLEGE)

**Awards:** Earned second-team National Junior College Athletic Association All-America at designated hitter...Tabbed All-Region V as an infielder...Named Western Junior College Athletic Conference Co-MVP...Tabbed WJCAC first-team all-conference as an infielder.

**Season:** Appeared 54 games with 53 starts...Tied for the Western Junior College Athletic Conference lead in RBIs (70) and was No. 3 in home runs (14)...Led the team batting average (.458), hits (82), doubles (11), home runs, RBIs, slugging percentage (.765), on-base percentage (.515) and total bases (137)...Posted a hit in 44 of 54 games...Reached base in 49 of 54 games...Owned 24 multi-hit and 17 multi-RBI games...Reached base in a season-long 13-straight games from April 19-May 11...Also had a 12-game reached base streak from March 15-March 31...Owned a pair of double-digit hitting streaks: 10 games (Feb. 24-March 9) and 12 games (April 20-May 11)...Homered against Clarendon College (March 9), at New Mexico Military Institute (3/16), versus West Texas College (3/23), against Midland College (3/31), at New Mexico Junior College (4/16), at El Paso C.C. (4/20), in both games of a doubleheader against Frank Phillips College (4/27), three times in the series finale with Frank Phillips College (4/28) and in three straight games at Luna C.C. (5/3-4)...Collected a season-high five hits on two occasions: versus Frank Phillips College (4/28) and at Luna C.C. (5/4)...Drove in a season-best 10 RBIs and was 5-for-5 at the plate with three home runs against Frank Phillips College (4/28)...Also had five RBIs on two occasions: versus Clarendon College (3/9) and at Luna C.C. (5/4).

### HIGH SCHOOL

Lettered three times for head coach Jose Alvarez at Socorro High School...Helped the Bulldogs to the Bi-District championship as a junior and senior...Guided SHS to the area championship as a junior...Garnered first-team all-district as a junior and senior...Finished his time at Socorro High School with a 4.00 GPA...Member of the National Technical Honor Society.

### PERSONAL

Born Brandon Pimentel on June 16, 2000 in El Paso, Texas...Son of Griselda Beltran and David Pimentel...Has one older brother, David Jr., and one older sister, Tiffany...Majoring in business administration.



**DAVIS ROKOSE****13**

LHP | 6-0 | 195 | Fr./Fr. | L/L

Major: Mechanical Engineering

Johns Creek, Ga./Chattahoochee

**HIGH SCHOOL**

Lettered three times for head coach Tim Lemons at Chattahoochee High School... Named team MVP as a junior and senior... Named to the 2018 USA Baseball U18 National Team Trials... Garnered honorable mention All-America by Perfect Game as a senior... Awarded Underclass All-America honors as a sophomore and junior from Perfect Game... Named first-team All-Region by Perfect Game as a junior... Selected first-team All-State as a junior... Tabbed Region 7-6A Pitcher of the Year as a junior year... Earned first-team All-Region 7-6A his junior and senior year... Finished his career as the career ERA record holder (1.65) at CHS... Tabbed as the Most Valuable Pitcher by Perfect Game at the 2017 16U World Series and 2018 World Wood Bat Association National Championship Qualifier... Served as Vice President of the Will to Live Club at Chattahoochee High School, which specializes in suicide prevention in teens and helps raise money for the cause nationwide.

**PERSONAL**

Born Davis John Rokose on May 14, 2001 in Johns Creek, Georgia... Son of Suzanne and Vince Rokose... Has one older sister, Olivia... Father, Vince, lettered in baseball at Monmouth University... Majoring in mechanical engineering.

**JARED SHEMPER****30**

LHP | 6-0 | 225 | Jr./Jr. | R/L

Major: Business Administration

Germantown, Tenn./Christian Brothers (Wallace C.C.-Dothan)

**2019 (SOPHOMORE SEASON – WALLACE C.C.-DOTHAN)**

**Awards:** Named All-Southeastern District and first-team All-South Division by the Alabama Community College Conference.

**Season:** Appeared in 14 games with 11 starts on the mound... Led the team with a .214 batting average against among qualifying pitchers... Posted three quality starts... Allowed three-or-fewer runs in nine starts... Posted five games with seven-or-more strikeouts... Governors won eight of 11 starts... Owned seven victories... Collected victories against Thomas University (2/7), Andrew College (2/16), East Central C.C. (2/23), at Central Alabama C.C. (4/2), at Wallace C.C.-Selma (4/7), at Wallace C.C. (4/12) and against Coastal Alabama-South C.C. (4/20)... Worked a season-best seven innings in a victory over Coastal Alabama-South C.C. (4/20)... Fanned a season-high 10 batters against East Central C.C. (2/23).

**2018 (FRESHMAN SEASON – WALLACE C.C.-DOTHAN)**

**Awards:** Played for the National Junior College Athletic Association National Team and represented the United State of America at the National Baseball Congress.

**Season:** Spent the fall enrolled at the University of Alabama... Appeared in 13 games with 10 starts on the mound... Posted two quality starts... Allowed three-or-fewer runs in eight starts... Governors won seven of 10 starts... Posted eight victories... Collected victories over Abraham Baldwin Agricultural College (2/6), at Chipola College (2/8), against Grand Rapids C.C. (3/5), versus Chattahoochee Valley C.C. (3/10), at Coastal Alabama-East C.C. (4/6), versus Bishop State C.C. (4/13), at Coastal Alabama-South C.C. (4/28) and against Enterprise State C.C. (5/4)... Worked a season-best nine innings with a season-high 13 strikeouts in a victory over Grand Rapids C.C. (3/5)... Reached the nine-strikeout mark on three occasions: versus Columbia State C.C. (2/16), against Chattahoochee Valley C.C. (3/10) and versus Enterprise State C.C. (5/4).

**HIGH SCHOOL**

Lettered three times for head coach Buster Kelso at Christian Brothers High School... Helped the Purple Wave to the Tennessee Secondary School Athletic Association Division II-AA state championship as a sophomore and junior... Tabbed honorable mention All-America by Perfect Game as a senior... Selected Underclass All-America by Perfect Game as a junior... Garnered second-team All-Region accolades from Perfect Game as a junior... Named to the Tennessee Baseball Coaches Association All-State squad as a junior.

**PERSONAL**

Born Jared Andrew Shemper on January 10, 1999 in Germantown, Tennessee... Son of Courtney and Aaron Shemper... His uncle, Jonathan Shemper lettered in tennis at the University of Southern Mississippi... Majoring in business administration.



## LANDON SIMS

**23**

RHP | 6-2 | 216 | Fr./Fr. | R/R

Cumming, Ga./South Forsyth

Major: Business Administration

### HIGH SCHOOL

Lettered four times for head coach Russ Bayer at South Forsyth High School... Selected team MVP as a junior... Four-time Perfect Game All-America pick... Tabbed first-team All-America as senior by Perfect Game... Named Underclass All-America on three occasions, including first-team honors as a junior... Competed in the Perfect Game All-America Classic following his junior season... Competed for the USA Baseball U15 National Team following his freshman year... Earned first-team All-State honors as a junior and senior... Garnered all-state honors from USA Today as a senior... Three-time all-region and all-county selection... Named region pitcher of the year as a junior and senior... Also lettered three times in football... Two-time first-team all-region and all-county performer in football.

### PERSONAL

Born Landon Thomas Sims on January 3, 2001 in Lawrenceville, Georgia... Son of Candi and Brannon Sims... Has one older sister, Maddy... His father, Brannon, lettered in baseball at LaGrange College... Majoring in business administration.



## LOGAN TANNER

**19**

C/RHP | 6-0 | 218 | Fr./Fr. | R/R

Lucedale, Miss./George County

Major: Communications

### HIGH SCHOOL

Lettered four times for head coach Brandon Davis at George County High School... Helped the Rebels to a pair of South State championships... Guided GCHS to the 2018 Mississippi High School Activities Association championship game... Tabbed second-team All-America by Perfect Game as a senior... Earned second-team Underclass All-America as a junior and honorable mention All-America as a sophomore from Perfect Game... Competed at the Perfect Game All-American Game following his junior campaign... Participated in the Perfect Game Underclass All-American Game following his sophomore season... Named first-team all-region by Perfect Game as a senior... Named first-team all-state as a junior and senior.

### PERSONAL

Born Logan Layne Tanner on November 10, 2000 in Lucedale, Mississippi... Son of Dalenah Tanner and Brandon Barthel... Has two younger brothers, Kase Rule and Memphis Rule, and two younger sisters, Harley Barthel and Phoenix Barthel... Mother, Dalenah, lettered in softball at the University of Southern Mississippi... Majoring in communications.



# RESULTS

## 2019 STATISTICS

Date	Opponent	Score	R-H-E	R-H-E	Inn.	Overall	SEC	Pitcher of Record	Att.	Time
Feb. 15, 2019	YOUNGSTOWN STATE	W, 14-3	14-14-1	3-5-2	9	1-0-0	0-0-0	Gordon (W, 1-0)	8,503	3:00
Feb. 16, 2019	YOUNGSTOWN STATE-1	W, 14-2	14-14-0	2-3-3	9	2-0-0	0-0-0	Ginn (W, 1-0)	---	3:00
Feb. 16, 2019	YOUNGSTOWN STATE-2	W, 8-0	8-11-1	0-7-1	9	3-0-0	0-0-0	James (W, 1-0)	9,157	2:52
Feb. 20, 2019	UAB	W, 3-2	3-3-0	2-9-2	9	4-0-0	0-0-0	Self (W, 1-0)	6,539	2:54
Feb. 22, 2019	#21 SOUTHERN MISS	L, 0-1	0-7-0	1-3-0	(10)	4-1-0	0-0-0	Barlow (L, 0-1)	7,091	2:33
Feb. 23, 2019	#21 SOUTHERN MISS	W, 8-1	8-13-0	1-4-4	9	5-1-0	0-0-0	Ginn (W, 2-0)	9,376	2:35
Feb. 24, 2019	#21 SOUTHERN MISS	W, 4-3	4-7-0	3-8-3	9	6-1-0	0-0-0	Gordon (W, 2-0)	9,449	3:21
Feb. 26, 2019	JACKSON STATE	W, 17-4	17-12-2	4-8-4	9	7-1-0	0-0-0	Cerantola (W, 1-0)	7,019	2:56
Feb. 27, 2019	SOUTHEASTERN LA.	W, 12-0	12-12-1	0-2-1	9	8-1-0	0-0-0	Plumlee (W, 1-0)	7,860	3:01
<b>Frisco Classic (Dr Pepper Ballpark   Frisco, Texas)</b>										
March 1, 2019	vs. Sam Houston State	W, 5-4	5-10-2	4-11-2	9	9-1-0	0-0-0	Barlow (W, 1-1)	6,447	2:54
March 2, 2019	vs. #8 Texas Tech	W, 4-2	4-8-0	2-3-3	9	10-1-0	0-0-0	Ginn (W, 3-0)	7,527	3:23
March 5, 2019	#14 EAST CAROLINA	W, 4-1	4-6-4	1-4-2	9	11-1-0	0-0-0	James (W, 2-0)	7,013	3:12
March 6, 2019	ARKANSAS-PINE BLUFF	W, 14-1	14-15-1	1-5-1	9	12-1-0	0-0-0	Cerantola (W, 2-0)	6,506	3:08
March 8, 2019	MAINE-1	W, 9-2	9-14-1	2-7-0	9	13-1-0	0-0-0	Small (W, 1-0)	7,238	2:42
March 8, 2019	MAINE-2	W, 5-1	5-8-2	1-6-2	9	14-1-0	0-0-0	Ginn (W, 4-0)	7,238	2:35
March 10, 2019	MAINE	W, 9-8	9-11-0	8-9-1	9	15-1-0	0-0-0	White (W, 1-0)	7,458	3:19
March 13, 2019	GRAMBLING	W, 18-1	18-18-2	1-6-3	9	16-1-0	0-0-0	Cerantola (W, 3-0)	7,495	3:19
March 15, 2019	at #4 Florida*	W, 6-5	6-10-0	5-6-0	9	17-1-0	1-0-0	Small (W, 2-0)	4,215	3:12
March 16, 2019	at #4 Florida-1*	W, 10-5	10-17-2	5-11-1	9	18-1-0	2-0-0	Ginn (W, 5-0)	4,019	3:13
March 16, 2019	at #4 Florida-2*	L, 2-4	2-8-0	4-8-0	9	18-2-0	2-1-0	James (L, 2-1)	3,247	2:48
March 19, 2019	LITTLE ROCK	W, 15-4	15-15-0	4-5-4	9	19-2-0	2-1-0	Eagan (W, 1-0)	7,470	3:28
March 20, 2019	at Samford	W, 6-4	6-11-1	4-10-3	9	20-2-0	2-1-0	Spring (W, 1-0)	2,284	3:23
March 22, 2019	#16 AUBURN*	L, 5-6	5-7-1	6-9-2	9	20-3-0	2-2-0	White (L, 1-1)	10,029	3:14
March 23, 2019	#16 AUBURN*	W, 15-2	15-20-0	2-4-2	9	21-3-0	3-2-0	Ginn (W, 6-0)	12,343	3:22
March 24, 2019	#16 AUBURN*	W, 20-15	20-21-3	15-21-2	9	22-3-0	4-2-0	Gordon (W, 3-0)	9,886	4:11
March 26, 2019	MISSISSIPPI VALLEY STATE	W, 18-5	18-17-2	5-2-3	9	23-3-0	4-2-0	Liebelt (W, 1-0)	7,198	3:24
March 28, 2019	#17 LSU*	W, 6-5	6-11-2	5-9-1	9	24-3-0	5-2-0	Small (W, 3-0)	9,797	3:34
March 29, 2019	#17 LSU*	L, 5-10	5-8-2	10-13-0	9	24-4-0	5-3-0	Ginn (L, 6-1)	11,262	3:36
March 30, 2019	#17 LSU*	L, 2-11	2-10-3	11-11-0	9	24-5-0	5-4-0	Plumlee (L, 1-1)	11,648	3:15
April 3, 2019	ULM	W, 21-8	21-19-1	8-11-2	9	25-5-0	5-4-0	Smith (W, 1-0)	7,532	3:46
April 5, 2019	at Tennessee*	W, 6-3	6-11-0	3-10-0	(11)	26-5-0	6-4-0	Barlow (W, 2-1)	2,684	3:33
April 6, 2019	at Tennessee*	L, 1-2	1-5-1	2-3-0	9	26-6-0	6-5-0	Plumlee (L, 1-2)	2,485	2:46
April 7, 2019	at Tennessee*	W, 7-5	7-13-1	5-9-0	9	27-6-0	7-5-0	James (W, 3-1)	2,416	3:09
April 10, 2019	SOUTH ALABAMA	W, 7-5	7-11-0	5-11-0	9	28-6-0	7-5-0	Smith (W, 2-0)	7,270	3:13
April 12, 2019	ALABAMA*	W, 6-0	6-13-0	0-4-0	9	29-6-0	8-5-0	Small (W, 4-0)	10,386	2:55
April 13, 2019	ALABAMA*	W, 9-1	9-10-1	1-6-1	9	30-6-0	9-5-0	Plumlee (W, 2-2)	11,112	3:59
April 14, 2019	ALABAMA*	W, 13-3	13-17-0	3-11-1	9	31-6-0	10-5-0	Ginn (W, 7-1)	8,593	3:25
April 16, 2019	TEXAS SOUTHERN	W, 5-1	5-10-1	1-2-2	9	32-6-0	10-5-0	White (W, 2-1)	7,402	2:46
April 18, 2019	at #10 Arkansas*	L, 3-5	3-6-0	5-9-0	9	32-7-0	10-6-0	Small (L, 4-1)	8,338	2:50
April 19, 2019	at #10 Arkansas*	L, 5-12	5-5-2	12-12-1	9	32-8-0	10-7-0	Plumlee (L, 2-3)	9,573	3:58
April 20, 2019	at #10 Arkansas*	L, 2-10	2-6-1	10-10-1	9	32-9-0	10-8-0	Ginn (L, 7-2)	11,087	2:58
<b>Governor's Cup (Trustmark Park   Pearl, Miss.)</b>										
April 23, 2019	vs. #23 Ole Miss	W, 8-1	8-7-1	1-8-2	9	33-9-0	10-8-0	Barlow (W, 3-1)	8,638	3:30
April 26, 2019	#3 GEORGIA*	W, 19-3	19-19-2	3-6-2	9	34-9-0	11-8-0	Small (W, 5-1)	9,061	3:40
April 27, 2019	#3 GEORGIA*	W, 9-3	9-12-2	3-7-1	9	35-9-0	12-8-0	Ginn (W, 8-2)	9,572	3:33
April 28, 2019	#3 GEORGIA*	W, 6-5	6-8-2	5-6-0	9	36-9-0	13-8-0	Plumlee (W, 3-3)	8,204	3:18
May 3, 2019	at #15 Texas A&M*	W, 4-0	4-8-0	0-1-1	9	37-9-0	14-8-0	Small (W, 6-1)	4,734	2:51
May 4, 2019	at #15 Texas A&M-1*	L, 0-1	0-3-0	1-3-0	7	37-10-0	14-9-0	Ginn (L, 8-3)	---	1:56
May 4, 2019	at #15 Texas A&M-2*	W, 4-3	4-9-0	3-8-0	7	38-10-0	15-9-0	Plumlee (W, 4-3)	7,275	2:26
May 8, 2019	MEMPHIS	W, 10-9	10-14-0	9-7-3	9	39-10-0	15-9-0	Gordon (W, 4-0)	8,061	3:29
May 10, 2019	at #11 Ole Miss*	W, 2-0	2-8-0	0-6-0	9	40-10-0	16-9-0	Small (W, 7-1)	8,797	3:16
May 11, 2019	at #11 Ole Miss*	W, 8-5	8-10-3	5-8-1	9	41-10-0	17-9-0	Self (W, 2-0)	8,967	4:03
May 12, 2019	at #11 Ole Miss*	W, 11-5	11-17-3	5-10-0	9	42-10-0	18-9-0	Plumlee (W, 5-3)	8,572	3:25
May 14, 2019	LOUISIANA TECH	W, 7-3	7-12-1	3-11-0	9	43-10-0	18-9-0	Smith (W, 3-0)	7,989	3:14
May 16, 2019	SOUTH CAROLINA*	W, 24-7	24-22-0	7-12-3	9	44-10-0	19-9-0	Small (W, 8-1)	8,094	3:42
May 17, 2019	SOUTH CAROLINA*	W, 11-2	11-11-0	2-5-3	9	45-10-0	20-9-0	White (W, 3-1)	9,235	3:03
May 18, 2019	SOUTH CAROLINA*	L, 8-10	8-13-1	10-12-1	9	45-11-0	20-10-0	Plumlee (L, 5-4)	10,461	4:02
<b>SEC Tournament (Hoover Met   Hoover, Ala.)</b>										
May 22, 2019	vs. #16 LSU	W, 6-5	6-18-2	5-12-1	(17)	46-11-0	20-10-0	James (W, 4-1)	13,902	6:43
May 23, 2019	vs. #2 Vanderbilt	L, 0-1	0-6-0	1-3-1	9	46-12-0	20-10-0	Small (L, 8-2)	8,620	2:59
May 24, 2019	vs. #16 LSU	L, 2-12	2-6-2	12-12-0	7	46-13-0	20-10-0	Ginn (L, 8-4)	14,294	3:08
<b>NCAA Starkville Regional (Dudy Noble Field   Starkville, Miss.)</b>										
May 31, 2019	SOUTHERN	W, 11-6	11-12-1	6-11-2	9	47-13-0	20-10-0	Liebelt (W, 2-0)	8,826	3:33
June 1, 2019	CENTRAL MICHIGAN	W, 7-2	7-16-0	2-6-2	9	48-13-0	20-10-0	Small (W, 9-2)	11,511	3:09
June 2, 2019	#19 MIAMI (FLA.)	W, 5-2	5-8-1	2-8-1	9	49-13-0	20-10-0	Plumlee (W, 6-4)	9,014	2:49
<b>NCAA Starkville Super Regional (Dudy Noble Field   Starkville, Miss.)</b>										
June 8, 2019	#3 STANFORD	W, 6-2	6-12-1	2-9-3	9	50-13-0	20-10-0	Small (W, 10-2)	13,132	3:59
June 9, 2019	#3 STANFORD	W, 8-1	8-11-2	1-4-0	9	51-13-0	20-10-0	Plumlee (W, 7-4)	11,597	3:16
<b>College World Series (TD Ameritrade Park   Omaha, Neb.)</b>										
June 16, 2019	vs. Auburn	W, 5-4	5-12-3	4-6-2	9	52-13-0	20-10-0	Gordon (W, 5-0)	22,671	3:48
June 19, 2019	vs. #2 Vanderbilt	L, 3-6	3-9-0	6-9-1	9	52-14-0	20-10-0	Plumlee (L, 7-5)	15,465	3:24
June 20, 2019	vs. #11 Louisville	L, 3-4	3-8-1	4-9-0	9	52-15-0	20-10-0	Gordon (L, 5-1)	24,201	3:31

HOME GAMES IN CAPS | (#) = Extra inning game | \* = Southeastern Conference Series | Rankings According to Baseball America





# 2019 STATISTICS

## OVERALL STATISTICS

	Avg	GP-GS	AB	R	H	2B	3B	HR	RBI	TB	SLG%	BB	HBP	SO	GDP	OB%	SF	SH	SB-ATT	PO	A	E	FLD%
Mangum, J.	.358	67-67	302	75	108	24	3	1	39	141	.467	22	10	24	2	.417	2	0	22-29	158	4	4	.976
Allen, T.	.349	67-67	275	56	96	23	1	7	66	142	.516	34	6	37	4	.426	4	1	1-2	534	37	2	.997
Foscue, J.	.331	67-67	275	66	91	22	0	14	60	155	.564	30	1	32	5	.395	3	0	2-4	65	144	13	.941
Skelton, D.	.314	63-59	220	39	69	8	2	10	55	111	.505	22	6	56	3	.385	4	4	3-5	531	82	2	.997
Westburg, J.	.294	66-66	265	68	78	21	2	6	61	121	.457	39	12	69	3	.402	5	0	7-7	75	156	13	.947
Jordan, R.	.290	67-66	255	55	74	15	0	6	49	107	.420	30	4	43	3	.370	3	2	11-13	95	1	1	.990
MacNamee, E.	.286	60-60	217	51	62	20	0	7	52	103	.475	36	8	38	4	.398	5	0	4-7	80	4	2	.977
-----																							
Brock, B.	.500	4-0	2	1	1	0	0	0	1	1	.500	0	0	0	0	.500	0	0	0-0	3	0	0	1.000
Jordan, B.	.328	35-11	61	17	20	3	0	1	11	26	.426	6	1	9	2	.397	0	0	4-4	9	13	0	1.000
Hancock, L.	.326	26-12	43	9	14	4	0	0	14	18	.419	11	3	10	2	.483	1	1	0-0	43	7	1	.980
Hatcher, J.	.321	45-28	106	15	34	6	2	3	21	53	.500	9	1	26	1	.379	0	0	3-4	13	1	1	.933
Gilbert, M.	.313	55-35	134	25	42	6	0	6	18	66	.493	23	5	33	5	.432	0	4	0-0	44	49	9	.912
Halter, G.	.287	54-43	143	36	41	6	0	1	19	50	.350	17	1	34	0	.364	1	7	3-3	37	55	10	.902
Cumbest, B.	.286	33-8	49	9	14	4	0	1	11	21	.429	3	2	12	1	.345	1	0	0-0	6	0	0	1.000
Jones, H.	.224	27-14	49	5	11	4	0	1	5	18	.367	2	1	8	0	.269	0	0	1-2	64	3	2	.971
Ginn, JT	.000	3-0	3	0	0	0	0	0	0	0	.000	0	0	1	0	.000	0	0	0-0	9	12	1	.955
Bell, B.	.000	9-0	1	3	0	0	0	0	0	0	.000	0	0	0	1	.000	0	0	0-0	0	0	0	.000
<b>Totals</b>	<b>.315</b>	<b>67</b>	<b>2,400</b>	<b>530</b>	<b>755</b>	<b>166</b>	<b>10</b>	<b>64</b>	<b>482</b>	<b>1,133</b>	<b>.472</b>	<b>284</b>	<b>61</b>	<b>432</b>	<b>36</b>	<b>.397</b>	<b>29</b>	<b>19</b>	<b>61-80</b>	<b>1,800</b>	<b>640</b>	<b>69</b>	<b>.973</b>
<b>Opponents</b>	<b>.226</b>	<b>67</b>	<b>2,238</b>	<b>269</b>	<b>506</b>	<b>91</b>	<b>7</b>	<b>38</b>	<b>240</b>	<b>725</b>	<b>.324</b>	<b>232</b>	<b>57</b>	<b>718</b>	<b>31</b>	<b>.313</b>	<b>16</b>	<b>23</b>	<b>55-84</b>	<b>1,716</b>	<b>642</b>	<b>90</b>	<b>.963</b>

**LOB** - Team (540); Opp (559). **DPs turned** - Team (63); Opp (50). **IBB** - Team (10): Mangum, J. 7, Vansau, H. 1, Jordan, R. 1, Stovall, H. 1; Opp (14).

**Picked off** - Mangum, J. 2, Jordan, R. 1, Allen, T. 1, Westburg, J. 1, MacNamee, E. 1.

	ERA	W-L	App	GS	CG	SHO/CBO	SV	IP	H	R	ER	BB	SO	2B	3B	HR	BAA	WP	HBP	BK	SFA	SHA
Small, E.	1.93	10-2	18	18	0	0/3	0	107.0	61	26	23	32	176	13	1	8	.164	3	8	0	1	5
Ginn, JT	3.13	8-4	17	17	1	0/0	0	86.1	72	35	30	19	105	11	0	1	.220	13	4	2	1	3
Plumlee, P.	3.80	7-5	21	16	0	0/1	0	85.1	67	40	36	28	68	9	3	8	.211	9	9	0	1	5
-----																						
Breaux, K.	0.00	0-0	1	0	0	0/0	0	0.1	1	0	0	1	1	1	0	0	.500	0	0	0	0	0
Spring, T.	2.61	1-0	10	0	0	0/0	0	10.1	7	3	3	8	13	4	0	0	.189	2	1	0	0	0
Liebelt, J.	2.96	2-0	34	0	0	0/5	5	54.2	57	26	18	11	38	12	1	4	.269	1	5	0	3	1
Eagan, J.	3.09	1-0	18	1	0	0/1	0	23.1	12	9	8	17	34	5	0	1	.164	1	5	0	1	3
Price, S.	3.09	0-0	12	0	0	0/0	0	11.2	10	5	4	7	11	2	0	1	.227	1	1	0	0	1
White, C.	3.12	3-1	27	0	0	0/2	0	26.0	16	10	9	9	48	3	0	2	.172	2	1	0	0	0
Gordon, C.	3.80	5-1	30	0	0	0/0	11	42.2	34	20	18	24	69	5	0	3	.215	7	1	0	2	0
Smith, B.	3.93	3-0	26	3	0	0/1	0	36.2	43	17	16	6	31	7	1	3	.299	1	4	0	2	1
Cerantola, E.	4.30	3-0	11	4	0	0/0	0	14.2	8	9	7	11	21	3	0	0	.151	2	5	1	0	0
Self, R.	4.91	2-0	23	0	0	0/1	0	25.2	37	15	14	9	18	6	0	3	.336	3	1	0	1	0
James, K.	5.02	4-1	18	8	0	0/1	0	43.0	44	28	24	31	41	6	1	2	.267	9	4	1	2	2
Barlow, T.	6.00	3-1	28	0	0	0/1	0	24.0	21	17	16	13	32	3	0	2	.233	3	6	0	2	2
Brock, B.	7.56	0-0	7	0	0	0/0	0	8.1	16	9	7	6	12	1	0	0	.390	0	2	0	0	0
Totals	3.49	52-15	67	67	1	5/5	16	600.0	506	269	233	232	718	91	7	38	.226	57	57	4	16	23
Opponents	7.38	15-52	67	67	1	3/2	7	573.0	755	530	470	284	432	166	10	64	.315	84	61	7	29	19

**PB** - Team (7): Skelton, D. 5, Jones, H. 1, Gilbert, M. 1; Opp (16). **Pickoffs** - Team (5): Spring, T. 1, Ginn, JT 1, Skelton, D. 1, Eagan, J. 1, Gordon, C. 1; Opp (10).

**SBA/ATT** - Skelton, D. (39-59), Ginn, JT (14-19), James, K. (10-14), Plumlee, P. (8-13), Small, E. (7-11), Jones, H. (6-8), Barlow, T. (4-7), Hancock, L. (6-7), Gilbert, M. (3-7), Smith, B. (4-4), Gordon, C. (2-4), White, C. (3-4), Cerantola, E. (1-3), Self, R. (0-2), Spring, T. (1-1), Eagan, J. (1-1), Liebelt, J. (0-1).

Statistic Minimums based on qualifying averages for NCAA National Rankings  
Hitting: Min. 3.0 plate appearances per game | Players must play in 75% of their team's games  
Pitching: Min. 1.0 inning pitched per team game



## SOUTHEASTERN CONFERENCE STATISTICS

	Avg	GP-GS	AB	R	H	2B	3B	HR	RBI	TB	SLG%	BB	HBP	SO	GDP	OB%	SF	SH	SB-ATT	PO	A	E	FLD%
Allen, T.	.384	30-30	125	23	48	12	1	2	26	68	.544	15	0	20	2	.447	1	1	0-1	244	22	1	.996
Mangum, J.	.345	30-30	139	31	48	11	1	1	15	64	.460	9	2	11	1	.393	0	0	5-8	78	1	4	.952
Foscue, J.	.333	30-30	126	32	42	13	0	7	30	76	.603	10	0	12	2	.382	0	0	1-3	27	71	3	.970
Jordan, R.	.313	30-29	112	23	35	6	0	4	28	53	.473	12	3	16	1	.391	1	1	3-4	43	0	1	.977
Skelton, D.	.292	30-29	106	18	31	5	0	4	24	48	.453	12	3	26	2	.374	2	3	1-2	266	39	1	.997
Westburg, J.	.279	30-30	122	28	34	10	0	4	31	56	.459	18	4	38	1	.381	3	0	1-1	31	75	5	.955
MacNamee, E.	.273	27-27	99	21	27	9	0	4	15	48	.485	14	2	18	1	.371	1	0	0-0	34	2	2	.947
Jordan, L.	.462	13-2	13	4	6	0	0	1	5	9	.692	2	1	1	0	.563	0	0	1-1	2	1	0	1.000
Gilbert, M.	.308	24-15	52	14	16	3	0	2	6	25	.481	10	3	13	1	.446	0	1	0-0	9	27	3	.923
Halter, G.	.301	27-22	73	15	22	6	0	0	9	28	.384	6	0	17	0	.350	1	3	1-1	14	23	8	.822
Hatcher, J.	.292	21-14	48	9	14	1	0	3	9	24	.500	4	1	13	0	.358	0	0	1-1	5	0	0	1.000
Cumbest, B.	.281	17-5	32	5	9	3	0	1	7	15	.469	1	2	9	1	.333	1	0	0-0	1	0	0	1.000
Hancock, L.	.238	12-6	21	5	5	2	0	0	4	7	.333	5	1	5	1	.407	0	0	0-0	3	0	0	1.000
Jones, H.	.125	7-1	8	1	1	0	0	0	0	1	.125	0	0	0	0	.125	0	0	0-0	3	0	0	1.000
Brock, B.	.000	1-0	0	0	0	0	0	0	0	0	.000	0	0	0	0	.000	0	0	0-0	1	0	0	1.000
<b>Totals</b>	<b>.314</b>	<b>30</b>	<b>1,076</b>	<b>229</b>	<b>338</b>	<b>81</b>	<b>2</b>	<b>33</b>	<b>209</b>	<b>522</b>	<b>.485</b>	<b>118</b>	<b>22</b>	<b>199</b>	<b>13</b>	<b>.390</b>	<b>10</b>	<b>9</b>	<b>14-22</b>	<b>786</b>	<b>295</b>	<b>32</b>	<b>.971</b>
<b>Opponents</b>	<b>.248</b>	<b>30</b>	<b>1,007</b>	<b>148</b>	<b>250</b>	<b>52</b>	<b>5</b>	<b>22</b>	<b>133</b>	<b>378</b>	<b>.375</b>	<b>99</b>	<b>21</b>	<b>298</b>	<b>12</b>	<b>.326</b>	<b>8</b>	<b>13</b>	<b>15-29</b>	<b>771</b>	<b>283</b>	<b>24</b>	<b>.978</b>

LOB - Team (235); Opp (214). **DPs turned** - Team (12); Opp (16). **IBB** - Team (5); Mangum, J. 4, MacNamee, E. 1; Opp (2). **Picked off** - Westburg, J. 1, Jordan, R. 1, MacNamee, E. 1.

	ERA	W-L	App	GS	CG	SHO/CBO	SV	IP	H	R	ER	BB	SO	2B	3B	HR	BAA	WP	HBP	BK	SFA	SHA
Small, E.	1.98	7-1	10	10	0	0/3	0	59.0	31	14	13	20	99	10	1	5	.153	3	3	0	0	2
Liebelt, J.	2.97	0-0	17	0	0	0/3	4	30.1	29	15	10	3	18	8	0	2	.257	1	2	0	3	1
Ginn, JT	3.78	4-3	10	10	1	0/0	0	50.0	49	24	21	13	63	10	0	0	.247	5	2	0	0	2
Plumlee, P.	3.92	4-4	8	8	0	0/0	0	39.0	30	20	17	14	22	3	3	4	.211	2	2	0	1	4
Cerantola, E.	0.00	0-0	1	0	0	0/0	0	1.0	0	0	0	1	3	0	0	0	.000	0	0	0	0	0
Spring, T.	0.00	0-0	1	0	0	0/0	0	0.2	0	0	0	2	0	0	0	0	.000	1	0	0	0	0
Eagan, J.	3.38	0-0	5	0	0	0/0	0	5.1	3	3	2	6	7	2	0	0	.188	0	0	0	1	1
Barlow, T.	6.00	1-0	13	0	0	0/0	0	12.0	10	9	8	6	15	3	0	2	.217	1	5	0	1	2
Self, R.	6.30	1-0	8	0	0	0/0	0	10.0	17	7	7	2	9	3	0	1	.370	2	1	0	0	0
Smith, B.	7.00	0-0	10	0	0	0/0	0	9.0	17	8	7	1	4	2	0	2	.415	0	2	0	1	0
James, K.	7.24	1-1	7	2	0	0/0	0	13.2	20	12	11	8	13	4	1	0	.328	4	2	1	0	1
White, C.	7.59	1-1	11	0	0	0/1	0	10.2	11	10	9	6	20	2	0	2	.256	1	0	0	0	0
Price, S.	8.31	0-0	5	0	0	0/0	0	4.1	4	4	4	3	1	1	0	1	.235	0	0	0	0	0
Gordon, C.	10.54	1-0	10	0	0	0/0	2	13.2	20	17	16	11	18	3	0	3	.345	4	1	0	1	0
Brock, B.	13.50	0-0	4	0	0	0/0	0	3.1	9	5	5	3	6	1	0	0	.474	0	1	0	0	0
<b>Totals</b>	<b>4.47</b>	<b>20-10</b>	<b>30</b>	<b>30</b>	<b>1</b>	<b>3/3</b>	<b>6</b>	<b>262.0</b>	<b>250</b>	<b>148</b>	<b>130</b>	<b>99</b>	<b>298</b>	<b>52</b>	<b>5</b>	<b>22</b>	<b>.248</b>	<b>24</b>	<b>21</b>	<b>1</b>	<b>8</b>	<b>13</b>
<b>Opponents</b>	<b>7.49</b>	<b>10-20</b>	<b>30</b>	<b>30</b>	<b>1</b>	<b>1/0</b>	<b>5</b>	<b>257.0</b>	<b>338</b>	<b>229</b>	<b>214</b>	<b>118</b>	<b>199</b>	<b>81</b>	<b>2</b>	<b>33</b>	<b>.314</b>	<b>32</b>	<b>22</b>	<b>1</b>	<b>10</b>	<b>9</b>

**PB** - Team (4); Skelton, D. 4; Opp (8). **Pickoffs** - Team (1); Skelton, D. 1; Opp (5). **SBA/ATT** - Skelton, D. (14-25), Ginn, JT (6-9), Small, E. (2-5), James, K. (4-4), White, C. (2-3), Gilbert, M. (1-3), Gordon, C. (1-2), Plumlee, P. (0-2), Barlow, T. (0-2), Self, R. (0-1), Liebelt, J. (0-1).

Statistic Minimums based on qualifying averages for NCAA National Rankings  
Hitting: Min. 3.0 plate appearances per game | Players must play in 75% of their team's games  
Pitching: Min. 1.0 inning pitched per team game



## 2019 STATISTICS

### MISCELLANEOUS STATS & STREAKS

MULTIPLE-HIT GAMES	2	3	4	5+	Total
Mangum, J.	21	7	3	2	33
Foscue, J.	21	7	1	-	29
Allen, T.	12	9	4	1	26
Westburg, J.	18	4	1	-	23
Jordan, R.	11	6	2	-	19
MacNamee, E.	16	2	-	-	18
Skelton, D.	13	3	1	-	17
Gilbert, M.	12	1	-	-	13
Hatcher, J.	10	1	-	-	11
Halter, G.	7	1	-	-	8
Jordan, L.	2	1	-	-	3
Cumbest, B.	1	2	-	-	3
Hancock, L.	2	-	-	-	2
Jones, H.	1	-	-	-	1
<b>Total</b>	<b>147</b>	<b>44</b>	<b>12</b>	<b>3</b>	<b>206</b>

MULTIPLE-RBI GAMES	2	3	4	5+	Total
Westburg, J.	8	5	2	1	16
Jordan, R.	11	3	1	-	15
Allen, T.	7	4	2	2	15
Foscue, J.	9	3	3	-	15
MacNamee, E.	8	4	-	1	13
Skelton, D.	5	5	1	2	13
Mangum, J.	8	2	-	-	10
Hatcher, J.	4	-	1	-	5
Gilbert, M.	1	3	-	-	4
Jordan, L.	3	-	-	-	3
Halter, G.	3	-	-	-	3
Hancock, L.	2	1	-	-	3
Cumbest, B.	1	1	-	-	2
Jones, H.	2	-	-	-	2
<b>Total</b>	<b>72</b>	<b>31</b>	<b>10</b>	<b>6</b>	<b>119</b>

HITTING STREAKS	Longest	Current
Mangum, J.	20	6
Allen, T.	14	14
Skelton, D.	13	1
MacNamee, E.	12	-
Foscue, J.	10	1
Westburg, J.	8	8
Jordan, R.	7	2
Halter, G.	6	2
Hatcher, J.	6	-
Jordan, L.	4	-
Gilbert, M.	4	-
Hancock, L.	3	-
Jones, H.	3	-
Cumbest, B.	2	-
Brock, B.	1	1

REACHED BASED	Longest	Current
MacNamee, E.	28	-
Skelton, D.	24	1
Allen, T.	21	21
Mangum, J.	20	6
Westburg, J.	20	20
Foscue, J.	18	5
Halter, G.	17	2
Jordan, R.	15	9
Hancock, L.	12	-
Gilbert, M.	7	7
Jones, H.	7	-
Jordan, L.	6	-
Hatcher, J.	6	-
Cumbest, B.	4	-
Brock, B.	1	-

### MISSISSIPPI STATE RECORD...

Overall	52-15
vs. Top-5 Teams	7-4
vs. Top-10 Teams	5-6
vs. Top-25 Teams	16-13
At Home	37-5
On the Road	10-6
At Neutral Sites	5-4
In Day Games	25-7
In Night Games	27-8
In Extra Innings	2-1
Vs. Teams .500 Or Better	37-15
Vs. Teams Below .500	15-0
Vs. Left-Handed Starter	17-3
Vs. Right-Handed Starter	35-12
When Starter Receives Decision	30-11
When Reliever Receives Decision	22-4
When Starter Goes 5+ Innings	31-10
When Starter Goes <5 Innings	21-5
When Scoring First	30-5
When Opponent Scores First	22-10
When leading After 6 Innings	41-2
When trailing After 6 Innings	5-12
When tied After 6 Innings	6-1
When Leading After 8 Innings	47-1
When Trailing After 8 Innings	1-11
When Tied After 8 Innings	3-1

In One-Run Games	11-6
In Two-Run Games	5-3
In 5+ Run Games	27-5
Series W-L	11-2-0
Series Sweeps/Times Swept	5/1
When Scoring 0-2 Runs	1-8
When Scoring 3-5 Runs	11-6
When Scoring 6-9 Runs	21-1
When Scoring 10+ Runs	19-0
When Opp. Scores 4 Runs Or Less	36-6
When Opp. Scores 5+ Runs	16-9
Shutouts/Times Shut Out	5-3
When Out-Hitting Opponent	45-4
When Out-Hit by Opponent	4-8
When Hits Are Equal	3-3
When Hitting A Home Run	34-5
When Opp. Hits A Home Run	22-9
When Errorless	20-6
When Committing One Error	15-5
When Committing 2+ Errors	17-4
When Opponent is Errorless	12-9
When Opponent Commits One Error	13-5
When Opponent Commits 2+ Errors	27-1

Vs. SEC	20-10
SEC East	9-3
SEC West	11-7
Vs. Non-Conference	32-5
Game 1 of Weekend Series	11-3
Game 2 of Weekend Series	10-4
Game 3 of Weekend Series	9-4
In February	8-1
In March	16-4
In April	12-4
In May	11-4
In June	5-2
On Monday	0-0
On Tuesday	7-0
On Wednesday	9-1
On Thursday	2-3
On Friday	12-5
On Saturday	12-6
On Sunday	10-0





MISCELLANEOUS

WALK-OFF WINS (3)				
Date	Opponent	Inning	Score	Game-Winning Play
2/24	Southern Miss	9	3-3	Allen RBI double
5/24	vs. LSU	17	5-5	Halter RBI single
6/16	vs. Auburn	9	4-4	Gilbert RBI single

LAST AT-BAT WINS (12)				
Date	Opponent	Inning	Score	Game-Winning Play
2/15	Youngstown State	8	3-3	RBI fielder's choice
2/24	Southern Miss	9	3-3	RBI double
3/1	vs. Sam Houston State	8	4-4	Scored on E6
3/10	Maine	8	8-8	RBI single
3/15	at Florida	9	4-2	2RBI double
3/22	Auburn	8	15-15	RBI double
4/5	at Tennessee	11	3-2	RBI single
4/16	Texas Southern	8	1-1	RBI single
4/28	Georgia	8	5-1	Scored on FC DP
5/8	Memphis	8	8-9	2RBI double
5/22	vs. LSU	17	5-5	RBI single
6/16	vs. Auburn	9	4-4	RBI single

COME FROM BEHIND WINS (28)			
Date	Opponent	Deficit	Final
2/15	Youngstown State	0-3	14-3
2/16	Youngstown State-1	0-2	14-2
2/20	UAB	0-2	3-2
3/1	vs. Sam Houston State	2-4	4-5
3/10	Maine	6-7	9-8
3/13	Grambling	0-1	18-1
3/15	at Florida	0-1	6-5
3/19	Little Rock	0-4	15-4
3/20	at Samford	0-4	6-4
3/24	Auburn	2-4, 5-12, 13-15	6-4
3/26	Mississippi Valley State	0-3	18-5
3/28	LSU	0-2	6-5
4/5	at Tennessee	1-2	6-3 (11 Inn.)
4/7	at Tennessee	0-2	7-5
4/10	South Alabama	0-1	7-5
4/23	vs. Ole Miss	0-1	8-1
4/26	Georgia	0-1	19-3
5/8	Memphis	0-7, 8-9	10-9
5/11	at Ole Miss	0-2, 2-4	8-5
5/12	at Ole Miss	0-1, 1-2	11-5
5/16	South Carolina	0-2	24-7
5/17	South Carolina	0-2	11-2
5/23	vs. LSU	4-5	6-5 (17 Inn.)
5/31	Southern	2-4	11-6
6/2	Miami (Fla.)	0-1	5-2
6/8	Stanford	0-1	6-2
6/9	Stanford	0-1	8-1
6/16	vs. Auburn	1-4	5-4

BIG INNINGS (21)			
Date	Opponent	Inning	Runs
2/15	Youngstown State	8	11
2/26	Jackson State	3	5
		7	8
3/6	Arkansas-Pine Bluff	7	8
3/13	Grambling	5	5
		6	5
3/19	Little Rock	6	8
3/23	Auburn	1	5
		8	7
3/24	Auburn	8	5
3/26	MVSU	8	8
4/3	ULM	1	7
		4	10
4/13	Alabama	7	5
4/26	Georgia	6	5
5/11	at Ole Miss	7	6
5/12	at Ole Miss	4	9
5/16	South Carolina	4	5
		5	7
		8	5
5/17	South Carolina	8	5

Big Innings consists of five or more runs scored.



# SOUTHEASTERN CONFERENCE RECAP

## FINAL STANDINGS

Eastern Division											
	SEC	Pct.	GB	Division	Overall	Pct.	Home	Away	Neutral	L10	Streak
Vanderbilt*	23-7	.767	-	14-4	59-12	.831	33-6	13-4	13-2	8-2	W2
Georgia	21-9	.700	2.0	14-4	46-17	.730	30-5	13-10	3-2	7-3	L1
Tennessee	14-16	.467	9.0	11-7	40-21	.656	27-9	7-10	6-2	6-4	L1
Missouri	13-16-1	.450	9.5	8-10	34-22-1	.605	21-6	11-12-1	2-4	3-7	L5
Florida	13-17	.433	10.0	8-10	34-26	.567	26-11	6-12	2-3	5-5	L1
South Carolina	8-22	.267	15.0	4-14	28-28	.500	18-15	7-11	3-2	4-6	L1
Kentucky	7-23	.233	16.0	4-14	26-29	.473	16-15	10-14	0-0	4-6	L3

Western Division											
	SEC	Pct.	GB	Division	Overall	Pct.	Home	Away	Neutral	L10	Streak
Arkansas^	20-10	.667	-	11-7	46-20	.697	32-7	12-9	2-4	5-5	L2
Mississippi State^	20-10	.667	-	11-7	52-15	.776	37-5	10-6	5-4	6-4	L2
LSU	17-13	.567	3.0	10-8	40-26	.606	30-10	7-13	3-3	6-4	L2
Texas A&M	16-13-1	.550	3.5	8-10	39-23-1	.627	23-10-1	11-9	5-4	5-5	L1
Ole Miss	16-14	.533	4.0	10-8	41-27	.603	25-9	11-15	5-3	7-3	L1
Auburn	14-16	.467	6.0	8-10	38-28	.576	23-10	13-13	2-5	5-5	L2
Alabama	7-23	.233	13.0	5-13	30-26	.536	20-13	9-13	1-0	4-6	L3

\* - SEC Regular Season Champion, Eastern Division Champion, SEC Tournament Champion, NCAA Champion

^ - SEC Western Division Co-Champion

## INDIVIDUAL RANKINGS (TOP 15)

HITTING				PITCHING			
Category	Player	Stat	Rank	Category	Player	Stat	Rank
Batting Average	Mangum, J.	.358	2nd	ERA	Small, E.	1.93	2nd
	Allen, T.	.349	4th		Ginn, JT	3.13	15th
	Foscue, J.	.331	12th	Batting Average Against	Small, E.	.164	3rd
Slugging Percentage	Foscue, J.	.564	12th		Plumlee, P.	.211	13th
On-Base Percentage	Allen, T.	.426	14th		Ginn, JT	.220	15th
Runs	Mangum, J.	75	3rd	Innings Pitched	Small, E.	107.0	3rd
	Westburg, J.	68	T-6th	Strikeouts	Small, E.	176	1st
	Foscue, J.	66	10th	Called Strikeouts	Ginn, JT	105	10th
Hits	Mangum, J.	108	1st		Small, E.	50	1st
	Allen, T.	96	3rd		Gordon, C.	28	12th
	Foscue, J.	91	T-5th	Wins	Small, E.	10	T-5th
Runs Batted In	Allen, T.	66	T-5th	Saves	Ginn, JT	8	T-9th
	Westburg, J.	61	T-7th		Gordon, C.	11	T-6th
	Foscue, J.	60	11th	Appearances	Liebelt, J.	34	1st
Doubles	Mangum, J.	24	T-2nd	Games Started	Gordon, C.	30	T-5th
	Allen, T.	23	T-4th		Barlow, T.	28	T-9th
	Foscue, J.	22	6th		Small, E.	18	T-3rd
Triples	Westburg, J.	21	7th	Games Finished	Ginn, JT	17	T-5th
	MacNamee, E.	20	10th		Plumlee, P.	16	T-6th
	Mangum, J.	7	3rd		Gordon, C.	24	T-2nd
Home Runs	Foscue, J.	14	T-8th	DEFENSE			
Total Bases	Foscue, J.	155	T-3rd	Category	Player	Stat	Rank
Base on Balls	Allen, T.	142	T-8th	Fielding Percentage	Skelton, D.	.997	T-10th
	Mangum, J.	141	11th		Allen, T.	.997	T-10th
	Westburg, J.	39	15th		Allen, T.	34	3rd
Hit by Pitch	Westburg, J.	12	T-7th	Caught Stealing By	Skelton, D.	20	2nd
Sacrifice Bunts	Halter, G.	7	T-3rd				
Stolen Bases	Mangum, J.	22	3rd				

## TEAM RANKINGS

HITTING			PITCHING			DEFENSE		
Category	Total	Rank	Category	Total	Rank	Category	Total	Rank
Batting Average	.315	1st	ERA	3.51	4th	Fielding Percentage	.972	12th
On-Base Percentage	.397	2nd	Opponent Batting Average	.226	4th	Most Errors	70	2nd
Slugging Percentage	.472	3rd	Innings Pitched	600.0	2nd	Most Double Plays	38	7th
Runs Scored	530	2nd	Strikeouts	718	2nd			
Hits	755	2nd	Wins	52	2nd			
RBI's	481	2nd	Losses	15	T-13th			
Doubles	166	1st	Saves	16	T-5th			
Triples	10	T-6th	Hits Allowed	505	8th			
Home Runs	64	T-7th	Runs Allowed	269	6th			
Walks	284	8th	Earned Runs Allowed	234	5th			
Strikeouts	432	12th	Walks Allowed	232	7th			
Stolen Bases	61	T-8th	Home Runs Allowed	38	3rd			



# FINAL POLLS

## 2019 STATISTICS

BASEBALL AMERICA	COLLEGIATE BASEBALL	D1 BASEBALL	NCBWA	PERFECT GAME	USA TODAY/COACHES
1. Vanderbilt 2. Michigan 3. Louisville 4. Texas Tech <b>5. Mississippi State</b> 6. UCLA 7. Florida State 8. Arkansas 9. Auburn 10. Stanford 11. Oklahoma State 12. ECU 13. Ole Miss 14. North Carolina 15. LSU 16. Georgia 17. Georgia Tech 18. Duke 19. Oregon State 20. West Virginia 21. Fresno State 22. Miami 23. Texas A&M 24. UCSB 25. Creighton	1. Vanderbilt 2. Michigan 3. Louisville 4. Texas Tech <b>5. Mississippi State</b> 6. Florida State 7. Arkansas 8. Auburn 9. UCLA 10. Stanford 11. Oklahoma State 12. North Carolina 13. Ole Miss 14. LSU 15. ECU 16. Duke 17. Georgia 18. UCSB 19. Georgia Tech 20. Oregon State 21. NC State 22. Central Michigan 23. Baylor 24. Miami 25. Fresno State 26. Texas A&M 27. West Virginia 28. Southern Miss 29. Arizona State 30. Creighton	1. Vanderbilt 2. Michigan 3. Louisville 4. Texas Tech <b>5. Mississippi State</b> 6. Arkansas 7. UCLA 8. Florida State 9. Auburn 10. Stanford 11. Oklahoma State 12. Ole Miss 13. ECU 14. LSU 15. North Carolina 16. Duke 17. Georgia Tech 18. Georgia 19. Miami 20. Texas A&M 21. West Virginia 22. Creighton 23. Indiana State 24. Dallas Baptist 25. Fresno State	1. Vanderbilt 2. Michigan 3. Louisville 4. Texas Tech <b>5. Mississippi State</b> 6. Florida State 7. Arkansas 8. Auburn 9. UCLA 10. Stanford 11. Oklahoma State 12. Ole Miss 13. East Carolina 14. North Carolina 15. LSU 16. Georgia 17. Duke 18. Georgia Tech 19. West Virginia 20. Texas A&M 21. Oregon State 22. UCSB 23. Tennessee 24. Miami T-25. Baylor T-25. Creighton 27. Fresno State T-28. Dallas Baptist T-28. NC State 30. Indiana State	1. Vanderbilt 2. Michigan <b>3. Mississippi State</b> 4. Louisville 5. Texas Tech 6. Arkansas 7. UCLA 8. Florida State 9. Auburn 10. Stanford 11. East Carolina 12. Oklahoma State 13. Georgia Tech 14. Georgia 15. North Carolina 16. LSU 17. Ole Miss 18. Duke 19. Creighton 20. UCSB 21. Oregon State 22. NC State 23. Miami 24. Texas A&M 25. West Virginia	1. Vanderbilt 2. Michigan 3. Louisville <b>4. Mississippi State</b> 5. Texas Tech 6. Arkansas 7. Florida State 8. UCLA 9. Auburn 10. Stanford 11. Oklahoma State 12. ECU 13. North Carolina 14. Ole Miss 15. Georgia 16. LSU 17. Georgia Tech 18. Duke 19. West Virginia 20. Miami 21. Texas A&M 22. UCSB 23. Oregon State 24. NC State 25. Creighton

## MISSISSIPPI STATE IN THE NATIONAL POLLS

	BASEBALL AMERICA	COLLEGIATE BASEBALL	D1 BASEBALL	NCBWA	PERFECT GAME	USA TODAY/ COACHES
PRESEASON	9	27	14	13	17	15
Week 1 - Feb. 18	9	25	14	12	17	No Poll
Week 2 - Feb. 25	9	16	12	11	17	No Poll
Week 3 - March 4	8	8	7	7	6	8
Week 4 - March 11	7	5	6	5	5	5
Week 5 - March 18	2	2	2	2	2	4
Week 6 - March 25	2	4	2	3	2	2
Week 7 - April 1	5	10	8	9	6	8
Week 8 - April 8	5	10	6	T-5	5	6
Week 9 - April 15	3	3	3	3	2	2
Week 10 - April 22	9	9	9	10	11	8
Week 11 - April 29	6	7	6	7	6	7
Week 12 - May 6	5	6	5	6	5	6
Week 13 - May 13	5	5	5	4	5	5
Week 14 - May 20	5	6	3	4	4	3
Week 15 - May 27	5	5	3	5	4	4
Regional - June 3	No Poll	5	No Poll	3	No Poll	No Poll
Super Regional - June 10	No Poll	3	No Poll	No Poll	No Poll	No Poll
FINAL	5	5	5	5	3	4



## 2019 STATISTICS

### CAREER STATISTICS

#### Trysten Barlow's Career Pitching Statistics

	ERA	W-L	App	GS	CG	SHO/CBO	SV	IP	H	R	ER	BB	SO	2B	3B	HR	BF	BAA	WP	HBP	BK	SFA	SHA
2017	5.23	0-2	26	0	0	0/1	0	20.2	16	13	12	25	28	1	1	3	102	.225	5	2	0	1	3
2018	13.50	0-0	4	0	0	0/0	0	2.2	3	4	4	4	3	0	0	0	16	.273	0	1	0	0	0
2019	6.00	3-1	28	0	0	0/1	0	24.0	21	17	16	13	32	3	0	2	113	.233	3	6	0	2	2
Career	6.08	3-3	58	0	0	0/2	0	47.1	40	34	32	42	63	4	1	5	231	.233	8	9	0	3	5

#### Marshall Gilbert's Career Hitting Statistics

	Avg	GP-GS	AB	R	H	2B	3B	HR	RBI	TB	SLG%	BB	HBP	SO	GDP	OB%	SF	SH	SB-ATT	PO	A	E	FLD%
2018	.254	41-31	114	18	29	9	0	2	18	44	.386	15	0	37	3	.341	0	1	0-0	276	29	3	.990
2019	.313	55-35	134	25	42	6	0	6	18	66	.493	23	5	33	5	.432	0	4	0-0	44	49	9	.912
Career	.286	96-66	248	43	71	15	0	8	36	110	.444	38	5	70	8	.392	0	5	0-0	320	78	12	.971

#### Cole Gordon's Career Pitching Statistics

	ERA	W-L	App	GS	CG	SHO/CBO	SV	IP	H	R	ER	BB	SO	2B	3B	HR	BF	BAA	WP	HBP	BK	SFA	SHA
2017	5.69	2-3	19	9	0	0/0	1	55.1	47	36	35	30	59	9	0	5	245	.234	8	6	0	3	5
2018	4.26	4-3	30	1	0	0/1	4	61.1	51	29	29	32	68	5	2	7	264	.227	13	3	0	0	4
2019	3.80	5-1	30	0	0	0/0	11	42.2	34	20	18	24	69	5	0	3	185	.215	7	1	0	2	0
Career	4.63	11-7	79	10	0	0/1	16	159.1	132	85	82	86	196	19	2	15	694	.226	28	10	0	5	9

#### Keegan James' Career Pitching Statistics

	ERA	W-L	App	GS	CG	SHO/CBO	SV	IP	H	R	ER	BB	SO	2B	3B	HR	BF	BAA	WP	HBP	BK	SFA	SHA
2016	3.24	3-0	14	4	0	0/3	0	25.0	19	10	9	8	15	3	1	2	101	.213	1	3	0	0	1
2017	--Did Not Play (Injury)--																						
2018	4.34	1-2	26	0	0	0/2	0	47.2	58	27	23	19	45	10	2	3	222	.312	8	9	0	2	6
2019	5.02	4-1	18	8	0	0/1	0	43.0	44	28	24	31	41	6	1	2	204	.267	9	4	1	2	2
Career	4.36	8-3	58	12	0	0/6	0	115.2	121	65	56	58	101	19	4	7	527	.275	18	16	1	4	9

#### Jared Liebelt's Career Pitching Statistics

	ERA	W-L	App	GS	CG	SHO/CBO	SV	IP	H	R	ER	BB	SO	2B	3B	HR	BF	BAA	WP	HBP	BK	SFA	SHA
2018	13.15	0-0	12	1	0	0/1	0	13.0	21	21	19	8	7	6	0	0	76	.362	4	7	0	1	2
2019	2.96	2-0	34	0	0	0/5	5	54.2	57	26	18	11	38	12	1	4	232	.269	1	5	0	3	1
Career	4.92	2-0	46	1	0	0/6	5	67.2	78	47	37	19	45	18	1	4	308	.289	5	12	0	4	3

#### Elijah MacNamee's Career Hitting Statistics

	Avg	GP-GS	AB	R	H	2B	3B	HR	RBI	TB	SLG%	BB	HBP	SO	GDP	OB%	SF	SH	SB-ATT	PO	A	E	FLD%
2017	.267	57-48	180	22	48	6	1	2	22	62	.344	11	3	51	3	.315	3	3	4-6	53	0	0	1.000
2018	.309	53-46	188	40	58	11	0	8	42	93	.495	13	9	49	4	.377	2	2	1-2	95	1	1	.990
2019	.286	60-60	217	51	62	20	0	7	52	103	.475	36	8	38	4	.398	5	0	4-7	80	4	2	.977
Career	.287	170-154	585	113	168	37	1	17	116	258	.441	60	20	138	11	.367	10	5	9-15	228	5	3	.987

#### Jake Mangum's Career Hitting Statistics

	Avg	GP-GS	AB	R	H	2B	3B	HR	RBI	TB	SLG%	BB	HBP	SO	GDP	OB%	SF	SH	SB-ATT	PO	A	E	FLD%
2016	.408	62-43	206	40	84	12	3	1	28	105	.510	14	5	20	3	.458	0	1	6-7	90	2	5	.948
2017	.324	65-65	278	51	90	15	1	0	26	107	.385	9	17	35	4	.380	1	1	14-21	145	8	2	.987
2018	.351	68-68	288	63	101	22	3	3	33	138	.479	30	13	29	2	.434	1	0	14-17	169	5	3	.983
2019	.358	67-67	302	75	108	24	3	1	39	141	.467	22	10	24	2	.417	2	0	22-29	158	4	4	.976
Career	.357	262-243	1,074	229	383	73	10	5	126	491	.457	75	45	108	11	.420	4	2	56	562	19	14	.976

#### Peyton Plumlee's Career Pitching Statistics

	ERA	W-L	App	GS	CG	SHO/CBO	SV	IP	H	R	ER	BB	SO	2B	3B	HR	BF	BAA	WP	HBP	BK	SFA	SHA
2017	4.01	6-1	26	8	0	0/1	1	74.0	71	37	33	31	54	12	1	8	326	.256	10	10	0	3	5
2018	--Did Not Play--																						
2019	3.80	7-5	21	16	0	0/1	0	85.1	67	40	36	28	68	9	3	8	360	.211	9	9	0	1	5
Career	3.90	13-6	47	24	0	0/2	1	159.1	138	77	69	59	122	21	4	16	686	.232	19	19	0	4	10

#### Ethan Small's Career Pitching Statistics

	ERA	W-L	App	GS	CG	SHO/CBO	SV	IP	H	R	ER	BB	SO	2B	3B	HR	BF	BAA	WP	HBP	BK	SFA	SHA
2016	13.06	1-0	15	0	0	0/2	0	10.1	11	15	15	10	20	1	0	1	56	.256	2	2	0	0	1
2017	--Did Not Play (Injury)--																						
2018	3.20	5-4	18	18	0	0/1	0	101.1	93	40	36	33	122	18	0	8	427	.239	8	2	3	2	1
2019	1.93	10-2	18	18	0	0/3	0	107.0	61	26	23	32	176	13	1	8	418	.164	3	8	0	1	5
Career	3.05	16-6	51	36	0	0/6	0	218.2	165	81	74	75	318	32	1	17	901	.205	13	12	3	3	7

#### Dustin Skelton's Career Hitting Statistics

	Avg	GP-GS	AB	R	H	2B	3B	HR	RBI	TB	SLG%	BB	HBP	SO	GDP	OB%	SF	SH	SB-ATT	PO	A	E	FLD%
2017	.206	34-17	68	1	14	2	0	0	10	16	.235	8	1	21	1	.295	1	1	0-0	163	35	7	.966
2018	.238	47-38	122	18	29	7	0	1	13	39	.320	13	6	28	3	.338	1	8	0-1	313	55	3	.922
2019	.314	63-59	220	39	69	8	2	10	55	111	.505	22	6	56	3	.385	4	4	3-5	531	82	2	.997
Career	.273	144-114	410	58	112	17	2	11	78	166	.405	43	13	105	7	.356	6	13	3-6	1,007	172	12	.990





# OFFENSIVE RECORDS

## RECORDS

### SINGLE GAME RECORDS

AT-BATS	
8	Bill Etheridge vs. Ole Miss, 1963 Burke Masters vs. Alabama, 5/7/1989 Steve Gendron at Georgia, 5/11/2003 Edward Easley at Ole Miss, 4/29/2007 Adam Frazier vs. Missouri, 5/21/2013 Brett Pirtle vs. Missouri, 5/21/2013 Tanner Allen vs. LSU, 5/22/2019 Rowdey Jordan vs. LSU, 5/22/2019 Jordan Westburg vs. LSU, 5/22/2019
RUNS SCORED	
6	Terry Murphy vs. Vanderbilt, 1956
RUNS BATTED IN	
11	Jason Nappi at UAB, 3/18/2008
HITS	
6	Terry Murphy vs. Vanderbilt, 4/7/1956 Don Bell vs. Arkansas, 4/15/1966 Tracy Echols vs. Kentucky, 4/30/1989 Burke Masters vs. Florida State, 5/26/1990 Adam Frazier at Virginia, 6/8/2013

HITTING STREAK	
Season: 30 games	Thomas Berkery, 2006
Career: 31 games	Rex Buckner, 1992 (13)-1993 (18)
DOUBLES	
3	Multiple Times <i>Last: Justin Foscue vs. Georgia, 4/26/2019</i>
TRIPLES	
Inning: 2	Don Gardiner vs. Vanderbilt, 4/7/1956
Game: 2	Don Gardiner vs. Vanderbilt, 4/7/1956 Spud Wieniewitz vs. Alabama, 1974 Larry Pavlou vs. Southern Miss, 3/25/1979 Brad Winkler vs. Alabama, 3/15/1980 (DH-1) Brent Brownlee at South Alabama, 5/3/2011 C.T. Bradford at Arizona, 3/9/2014

HOME RUNS	
Game: 3	Del Unser vs. Ole Miss, 5/9/1965 Del Bender vs. Birmingham-Southern, 4/19/1978 Rafael Palmeiro vs. Jackson State, 4/16/1984 (DH-1) Dan Paradoa vs. Mississippi College, 4/28/1986 Tommy Raffo vs. Delta State, 4/11/1990 Brad Jones at Southern Miss, 4/6/2004 Jason Nappi at UAB, 3/18/2008 Ryan Duffy vs. Jackson State, 4/6/2010 Brent Rooker vs. Kentucky 4/8/2017
TOTAL BASES	
15	Ryan Duffy vs. Jackson State, 4/6/2010
BASE ON BALLS	
5	Brad Winkler vs. Arizona, 3/11/1981
STOLEN BASES	
4	Brad Winkler vs. Arizona, 3/11/1981 Derrick Armstrong vs. Michigan State, 3/1/2014

### SEASON RECORDS

BATTING AVERAGE			
Player (Season)	H-AB	Avg.	
1. Nat Showalter (1977)	67-146	.459	
2. Will Clark (1985)	94-224	.420	
3. Jackie Parker (1954)	23-55	.418	
4. Rafael Palmeiro (1984)	98-236	.415	
5. Brian Wiese (1998)	103-250	.412	
6. Mark Gillaspie (1981)	85-207	.411	
7. Jake Mangum (2016)	84-206	.408	
8. Rafael Palmeiro (1983)	95-234	.406	
9. Travis Chapman (1999)	99-245	.404	
10. Mike Kelley (1979)	94-235	.400	
AT-BATS			
Player (Season)	G	AB	
1. Adam Frazier (2013)	71	304	
2. Jake Mangum (2019)	67	302	
3. Jake Mangum (2018)	68	288	
4. David Mitchell (1990)	71	287	
5. John Cohen (1990)	71	285	
6. Burke Masters (1990)	71	283	
7. Hunter Stovall (2018)	68	280	
8. Jon Shave (1990)	71	279	
9. Matthew Maniscalco (2003)	63	278	
10. Jake Mangum (2017)	65	278	
RUNS SCORED			
Player (Season)	G	Runs	
1. Rafael Palmeiro (1984)	61	87	
2. Mark Gillaspie (1981)	63	81	
3. Brooks Bryan (1997)	68	81	
4. Dan Van Cleve (1983)	56	80	
5. Jody Hurst (1989)	66	79	
6. Will Clark (1985)	65	75	
7. Jake Mangum (2019)	67	75	
8. Mike Kelley (1979)	60	74	
9. Dan Van Cleve (1985)	65	74	
10. Pete Young (1989)	67	74	
HITS			
Player (Season)	AB	Hits	
1. Jake Mangum (2019)	302	108	
2. Adam Frazier (2013)	304	107	
3. Brian Wiese (1998)	250	103	
4. Tommy Raffo (1989)	266	102	
5. Jake Mangum (2018)	288	101	
6. Richard Lee (1997)	276	100	
7. Travis Chapman (1999)	245	99	
8. Rafael Palmeiro (1984)	236	98	
9. Tommy Raffo (1990)	271	97	
10. Brent Rooker (2017)	248	96	
Tanner Allen (2019)	275	96	

DOUBLES			
Player (Season)	G	2B	
1. Brent Rooker (2017)	67	30	
2. Pete Young (1989)	67	27	
3. Adam Piatt (1996)	61	26	
Mitch Moreland (2007)	60	26	
5. Rob Hauswald (1996)	61	24	
Brian Wiese (1998)	64	24	
Jake Mangum (2019)	67	24	
8. Scott Tribolet (1995)	58	23	
Tanner Allen (2019)	67	23	
10. Jim Robinson (1990)	71	22	
Travis Chapman (2000)	59	22	
Jake Mangum (2018)	68	22	
Justin Foscue (2019)	67	22	
TRIPLES			
Player (Season)	G	3B	
1. Mike Kelley (1979)	60	12	
2. Adam Frazier (2013)	71	7	
3. Gator Thiesen (1985)	64	6	
Pete Young (1987)	61	6	
5. Jim Howarth (1967)	31	5	
Ted Milton (1970)	40	5	
Brad Winkler (1981)	63	5	
Dan Van Cleve (1983)	56	5	
Tracy Echols (1986)	54	5	
Jon Shave (1990)	71	5	
Damian Scioneaux (1997)	68	5	
C.T. Bradford (2014)	51	5	
Tanner Allen (2018)	68	5	

HOME RUNS			
Player (Season)	G	HR	
1. Bruce Castoria (1981)	63	29	
Rafael Palmeiro (1984)	61	29	
3. Will Clark (1984)	61	28	
4. Will Clark (1985)	65	25	
5. Brent Rooker (2017)	67	23	
6. Tommy Raffo (1989)	68	22	
7. Mark Gillaspie (1981)	63	20	
Rafael Palmeiro (1985)	65	20	
9. Richard Lee (1997)	68	19	
Richard Lee (1998)	65	19	
Brian Wiese (1999)	63	19	
Brad Corley (2004)	59	19	
Connor Powers (2009)	54	19	

TOTAL BASES			
Player (Season)	G	TB	
1. Rafael Palmeiro (1984)	61	209	
2. Brent Rooker (2017)	67	201	
3. Will Clark (1985)	65	191	
4. Tommy Raffo (1989)	68	185	
5. Bruce Castoria (1981)	63	180	
6. Will Clark (1984)	61	179	
7. Richard Lee (1997)	68	177	
8. Rafael Palmeiro (1983)	57	173	
Richard Lee (1998)	65	173	
Brian Wiese (1998)	64	173	
RUNS BATTED IN			
Player (Season)	G	RBI	
1. Bruce Castoria (1981)	63	98	
2. Rafael Palmeiro (1984)	61	94	
3. Will Clark (1984)	61	93	
4. Richard Lee (1997)	68	90	
5. Richard Lee (1998)	65	85	
6. Brent Rooker (2017)	67	82	
7. Tommy Raffo (1989)	68	80	
8. Brad Winkler (1983)	57	79	
9. Rafael Palmeiro (1983)	57	78	
Mark Gillaspie (1981)	63	78	
WALKS			
Player (Season)	G	BB	
1. Jody Hurst (1989)	66	69	
2. Mark Gillaspie (1981)	63	66	
3. Jason Burkley (2001)	60	63	
4. Brad Winkler (1981)	63	58	
Will Clark (1985)	65	58	
6. Will Clark (1984)	61	57	
Tracy Echols (1990)	71	57	
8. Bob Parker (1984)	61	56	
9. Chuck Daniel (1991)	63	53	
Alex Detz (2013)	69	53	

STOLEN BASES			
Player (Season)	G	SB	
1. Dan Van Cleve (1985)	65	38	
2. Grant Hogue (2009)	48	29	
3. Dave Klipstein (1981)	63	28	
4. Mike Kelley (1979)	60	27	
5. Nick Vickerson (2011)	63	26	
6. Mike Kelley (1977)	47	25	
Brad Winkler (1981)	63	25	
Grant Hogue (2008)	56	25	
9. Jon Shave (1990)	71	24	
10. Jake Mangum (2019)	67	22	
STRIKEOUTS			
Player (Season)	G	SO	
1. David Hayman (1996)	59	71	
2. Jordan Westburg (2019)	67	69	
3. Wes Rea (2012)	64	68	
4. Steve Hegan (1991)	63	67	
Brian Wiese (1999)	63	67	
6. David Hayman (1994)	58	66	
7. Connor Powers (2009)	64	64	
8. Jon Mungle (2003)	60	63	
9. David Hayman (1995)	58	62	
Tanner Allen (2018)	68	62	
GAMES PLAYED			
Player (Season)	G		
1. John Cohen (1990)	71		
Tracy Echols (1990)	71		
Burke Masters (1990)	71		
David Mitchell (1990)	71		
Scott Mitchell (1990)	71		
Jim Robinson (1990)	71		
Jon Shave (1990)	71		
Adam Frazier (2013)	71		
9. Tommy Raffo (1990)	70		
10. Tommy Raffo (1989)	68		
Brooks Bryan (1997)	68		
Richard Lee (1997)	68		
Damian Scioneaux (1997)	68		
Luke Alexander (2018)	68		
Tanner Allen (2018)	68		
Jake Mangum (2018)	68		
Hunter Stovall (2018)	68		



# RECORDS

## CAREER RECORDS

BATTING AVERAGE			
<i>Player (Seasons)</i>	<i>H-AB</i>	<i>Avg.</i>	
1. Will Clark (1983-85)	209-534	.391	
2. Mark Gillaspie (1980-81)	139-362	.384	
3. Rafael Palmeiro (1983-85)	268-720	.372	
4. Jimmy Bragan (1948-50)	86-233	.369	
5. Jackie Parker (1953-54)	52-142	.366	
Tommy Raffo (1987-90)	278-760	.366	
7. Braxton Nail (1952-55)	55-152	.362	
8. Dan Paradoa (1986-87)	159-441	.361	
9. Brian Wiese (1996-99)	242-674	.359	
10. Mike Kelley (1976-79)	267-748	.357	
Jake Mangum (2016-19)	383-1,074	.357	

AT-BATS			
<i>Player (Seasons)</i>	<i>G</i>	<i>AB</i>	
1. Jake Mangum (2016-19)	260	1,074	
2. Jeffrey Rea (2004-07)	236	998	
3. Steve Gendron (2001-04)	242	994	
4. Matthew Maniscalco (2000-03)	246	993	
5. Richard Lee (1995-98)	248	967	
6. Burke Masters (1987-90)	251	937	
7. Travis Chapman (1997-2000)	248	919	
8. Brad Hildreth (1986-89)	237	877	
9. Brad Freeman (1995-98)	246	870	
10. Rex Buckner (1990-93)	240	837	

RUNS SCORED			
<i>Player (Seasons)</i>	<i>G</i>	<i>Runs</i>	
1. Dan Van Cleve (1981-85)	219	232	
2. Jake Mangum (2016-19)	260	229	
3. Burke Masters (1987-90)	251	227	
4. Rafael Palmeiro (1983-85)	183	224	
5. Travis Chapman (1997-2000)	248	221	
6. Richard Lee (1995-98)	248	219	
7. Jeffrey Rea (2004-07)	236	207	
8. Brad Winkler (1980-83)	212	203	
9. Matthew Maniscalco (2000-03)	246	197	
10. Brad Freeman (1995-98)	246	192	

HITS			
<i>Player (Seasons)</i>	<i>G</i>	<i>Hits</i>	
1. Jake Mangum (2016-18)	260	383	
2. Jeffrey Rea (2004-07)	236	335	
3. Richard Lee (1995-98)	248	328	
4. Travis Chapman (1997-00)	248	327	
5. Steve Gendron (2001-04)	242	316	
6. Burke Masters (1987-90)	251	295	
7. Matt. Maniscalco (2000-03)	246	279	
8. Tommy Raffo (1987-90)	218	278	
9. Brad Hildreth (1986-89)	237	275	
10. Rafael Palmeiro (1983-85)	183	268	

DOUBLES			
<i>Player (Seasons)</i>	<i>G</i>	<i>2B</i>	
1. Jake Mangum (2016-19)	260	73	
2. Travis Chapman (1997-2000)	248	71	
3. Richard Lee (1995-98)	247	66	
4. Pete Young (1987-89)	191	56	
5. Dan Van Cleve (1981-85)	219	55	
6. Matthew Maniscalco (2000-03)	246	54	
7. John Cohen (1988-90)	198	53	
8. Tommy Raffo (1987-90)	218	52	
Rex Buckner (1990-93)	240	52	
Adam Platt (1995-97)	172	52	
Connor Powers (2006-10)	202	52	

TRIPLES			
<i>Player (Seasons)</i>	<i>G</i>	<i>3B</i>	
1. Mike Kelley (1976-79)	190	20	
2. Ted Milton (1969-72)	151	14	
3. Brad Winkler (1980-83)	212	12	
4. Matthew Maniscalco (2000-03)	246	11	
5. Rex Buckner (1990-93)	240	10	
Jeff Butts (2003-06)	232	10	
Ryan Collins (2008-11)	207	10	
Jake Mangum (2016-19)	260	10	
9. Cody Brown (2014-17)	205	9	
Gator Thiesen (1984-85)	125	9	
Tracy Echols (1986-87, 89-90)	237	9	
Jeffrey Rea (2004-07)	236	9	

HOMERUNS			
<i>Player (Seasons)</i>	<i>G</i>	<i>HR</i>	
1. Rafael Palmeiro (1983-85)	183	67	
2. Will Clark (1983-85)	175	61	
3. Bruce Castoria (1979-82)	202	58	
4. Connor Powers (2007-10)	202	54	
5. Jon Knott (1998-2001)	228	51	
6. Tracy Echols (1986-90)	237	47	
7. Richard Lee (1995-98)	248	46	
8. Tommy Raffo (1987-90)	218	45	
9. David Hayman (1993-96)	221	44	
10. Brian Wiese (1996-99)	201	37	

TOTAL BASES			
<i>Player (Seasons)</i>	<i>G</i>	<i>TB</i>	
1. Richard Lee (1995-98)	248	544	
2. Rafael Palmeiro (1983-85)	183	530	
3. Jake Mangum (2016-19)	260	491	
4. Travis Chapman (1997-2000)	248	482	
5. Tommy Raffo (1987-90)	218	477	
6. Connor Powers (2007-10)	202	471	
7. Matthew Maniscalco (2000-03)	246	468	
8. Jon Knott (1998-2001)	228	460	
9. Will Clark (1983-85)	175	433	
10. Tracy Echols (1986-87, 89-90)	237	420	

RUNS BATTED IN			
<i>Player (Seasons)</i>	<i>G</i>	<i>RBI</i>	
1. Richard Lee (1995-98)	248	265	
2. Rafael Palmeiro (1983-85)	183	239	
3. Bruce Castoria (1979-82)	202	213	
4. Tommy Raffo (1987-90)	218	207	
5. Jon Knott (1998-2001)	228	206	
Connor Powers (2007-10)	202	206	
7. Travis Chapman (1997-00)	248	202	
8. Will Clark (1983-85)	175	199	
9. Tracy Echols (1986-87, 89-90)	237	182	
10. John Mitchell (1984-87)	228	179	

WALKS			
<i>Player (Seasons)</i>	<i>G</i>	<i>BB</i>	
1. Brad Winkler (1980-83)	212	164	
2. Tracy Echols (1986-87, 89-90)	237	163	
3. Barry Winford (1986-89)	214	147	
4. Dan Van Cleve (1981-85)	219	143	
5. John Mitchell (1984-87)	228	142	
6. Rex Buckner (1990-93)	240	129	
7. Will Clark (1983-85)	175	126	
Ricky Joe Redd (1992-95)	228	126	
Jon Knott (1998-2001)	228	126	
10. Jody Hurst (1987-89)	166	119	

STOLEN BASES			
<i>Player (Seasons)</i>	<i>G</i>	<i>SB</i>	
1. Mike Kelley (1976-79)	190	79	
2. Dan Van Cleve (1981-85)	219	70	
3. Brad Winkler (1980-83)	212	60	
4. Jake Mangum (2016-19)	260	56	
5. Dave Klipstein (1979-82)	172	54	
Grant Hogue (2008-09)	103	54	
7. Pete White (1980-83)	196	51	
8. Matthew Maniscalco (2000-03)	246	46	
Jacob Robson (2013-16)	169	46	
10. Jeffrey Rea (2004-07)	236	43	

STRIKEOUTS			
<i>Player (Season)</i>	<i>G</i>	<i>SO</i>	
1. David Hayman (1993-96)	221	224	
2. Wes Rea (2012-15)	230	205	
3. Connor Powers (2007-10)	202	187	
4. Jon Knott (1998-2001)	228	179	
5. Ricky Joe Redd (1992-95)	228	172	
6. Tracy Echols (1986-87, 89-90)	237	170	
7. Steve Gendron (2001-04)	242	166	
8. Steve Hegan (1990-93)	202	163	
9. Barry Winford (1986-89)	214	160	
10. Thomas Berkery (2003-06)	230	158	

GAMES PLAYED			
<i>Player (Seasons)</i>	<i>G</i>		
1. Jake Mangum (2016-19)	262		
2. Burke Masters (1987-90)	251		
3. Richard Lee (1995-98)	248		
Travis Chapman (1997-2000)	248		
5. Brad Freeman (1995-98)	246		
Matthew Maniscalco (2000-03)	246		
7. Steve Gendron (2001-04)	242		
8. Rex Buckner (1990-93)	240		
9. Brad Hildreth (1986-89)	237		
Tracy Echols (1986-87, 89-90)	237		



PITCHING RECORDS

SINGLE GAME RECORDS

CONSECUTIVE SCORELESS INNINGS	
27.1	Jonathan Holder, 2012
INNINGS PITCHED	
14.0	James Carroll vs. Alabama, 4/2/1966
STRIKEOUTS	
26	Willie Mitchell vs. LSU, 1909
WALKS	
9	Steve D'Ercole vs. Livingston, 3/19/1981
HIT BATTERS	
6	Lucas Laster vs. Ole Miss, 4/22/2014
WILD PITCHES	
4	Nelson Arriete vs. Eastern Kentucky, 5/19/1989 Gary Rath vs. Georgia, 3/29/1992 Kyle Kennedy vs. LSU, 5/19/1995

NO-HITTER	
R.H. Pepper vs. Mississippi College, 4/5/1918 Gene Henderson vs. Arkansas, 5/5/1970 (DH-2) Jerry Thompson vs. Illinois Wesleyan, 1971 vs. Western Illinois, 3/3/1975 (DH-2) <i>Don Robinson (6 innings) &amp; Gary Willoughby (1 inning)</i> Gene Morgan vs. Hawaii-Hilo, 4/6/1985	
PERFECT GAME	
Willie Mitchell vs. LSU, 1909 J.T. Peatross vs. Mississippi College, 4/6/1918	

SEASON RECORDS

EARNED RUN AVERAGE		
Player (Season)	ER-IP	ERA
1. Dennis Hall (1970)	4-57.0	0.63
2. Frank Montgomery (1962)	7-92.0	0.68
3. Jacob Lindgren (2014)	5-55.1	0.81
4. Jim Pruett (1957)	6-52.1	1.03
5. Butch Holmes (1973)	6-50.1	1.07
6. Bobby Reed (1988)	7-57.2	1.09
7. Jamie Gant (2003)	7-54.2	1.15
8. Mike Proffitt (1970)	9-68.0	1.19
9. Chad Girodo (2013)	9-59.2	1.36
10. Mike Proffitt (1972)	11-70.0	1.41
STRIKEOUTS		
Player (Season)	IP	K
1. Ethan Small (2019)	107.0	176
2. Eric DuBose (1996)	133.1	174
3. B.J. Wallace (1992)	127.1	145
Eric DuBose (1997)	118.2	145
5. Gary Rath (1994)	115.2	141
6. Jeff Brantley (1985)	145.2	136
7. Chris Stratton (2012)	109.2	127
8. Ethan Small (2018)	101.1	122
9. Hank Thoms (1999)	118.1	121
10. Jeff Brantley (1984)	132.2	115
Dakota Hudson (2016)	113.0	115
WALKS		
Player (Season)	IP	BB
1. Eric DuBose (1997)	118.2	67
2. Chris George (1991)	98.0	61
3. Ken Kurtz (1979)	116.0	56
B.J. Wallace (1991)	109.2	56
5. Jeff Brantley (1983)	100.1	55
Eric DuBose (1996)	133.1	55
Matt Ginter (1999)	93.2	55
8. Carlton Loewer (1994)	103.0	53
9. Don Mundie (1981)	145.0	52
10. Don Robinson (1977)	87.0	51

WINNING PERCENTAGE (Min. 8 Decisions)			
Player (Season)	W-L	PCT.	
1. Ross Mitchell (2013)	13-0	1.000	
Frank Montgomery (1962)	10-0	1.000	
Brantley Jones (1970)	9-0	1.000	
Josh Reagan (1979)	8-0	1.000	
Harold Myles (1983)	8-0	1.000	
Bobby Reed (1988)	8-0	1.000	
7. Don Mundie (1979)	10-1	.909	
8. Jeff Brantley (1985)	18-2	.900	
9. Ken Tatum (1965)	7-1	.875	
Dennis Hall (1967)	7-1	.875	
Gene Morgan (1985)	14-2	.875	
Chris George (1989)	7-1	.875	
Justin Pigott (2006)	7-1	.875	
Jonathan Holder (2014)	7-1	.875	
WINS			
Player (Season)	G	W	
1. Jeff Brantley (1985)	23	18	
2. Bobby Reed (1990)	25	15	
3. Don Mundie (1981)	21	14	
Gene Morgan (1985)	22	14	
5. Jeff Brantley (1984)	20	13	
Ross Mitchell (2013)	34	13	
7. Ken Kurtz (1979)	19	12	
Hans Herzog (1983)	20	12	
Bobby Reed (1989)	21	12	
10. Mike Proffitt (1971)	14	11	
Steve Susce (1981)	17	11	
Jeff Brantley (1983)	19	11	
Mike Martin (1987)	25	11	
Chris Stratton (2012)	17	11	

LOSSES			
Player (Season)	G	L	
1. Todd Doolittle (2005)	14	8	
Preston Brown (2015)	14	8	
3. Butch Holmes (1974)	10	7	
David Hooten (1996)	18	7	
Matt Ginter (1999)	19	7	
Justin Pigott (2007)	17	7	
Caleb Reed (2010)	25	7	
8. 11 players tied	--	6	

Last: Kannon Pilkington (2018)

GAMES STARTED		
Player (Season)	G	GS
1. Bobby Reed (1990)	25	22
2. Gene Morgan (1985)	22	21
B.J. Wallace (1991)	22	21
4. Bobby Reed (1989)	21	20
Jeff Brantley (1984)	20	20
Kyle Kennedy (1995)	20	20
7. Hans Herzog (1983)	20	19
Jeff Brantley (1985)	23	19
Trent Intorcía (1986)	19	19
Tracy Jobs (1989)	23	19
Kendall Graveman (2013)	19	19
INNINGS PITCHED		
Player (Season)	IP	
1. Jeff Brantley (1985)	145.2	
2. Don Mundie (1981)	145.0	
3. Bobby Reed (1990)	140.1	
4. Gene Morgan (1985)	134.0	
5. Eric DuBose (1996)	133.1	
6. Jeff Brantley (1984)	132.2	
7. B.J. Wallace (1992)	127.1	
8. Eric DuBose (1997)	118.2	
9. Hank Thoms (1999)	118.1	
10. Hans Herzog (1983)	118.0	

APPEARANCES	
Player (Season)	APP
1. Jon Harden (1992)	39
Van Johnson (1997)	39
3. Chad Girodo (2013)	36
4. Van Johnson (1998)	34
Jonathan Holder (2013)	34
Ross Mitchell (2013)	34
Jared Liebelt (2019)	34
8. Mike Martin (1988)	33
9. Jon Harden (1991)	32
Scott Tanksley (1994)	32

RELIEF APPEARANCES		
Player (Season)	RA	
1. Jon Harden (1992)	39	
Van Johnson (1997)	39	
3. Chad Girodo (2013)	36	
4. Van Johnson (1998)	34	
Jonathan Holder (2013)	34	
Ross Mitchell (2013)	34	
Jared Liebelt (2019)	34	
8. Mike Martin (1988)	33	
9. Jon Harden (1991)	32	
Scott Tanksley (1994)	32	
SAVES		
Player (Season)	Saves	
1. Jonathan Holder (2013)	21	
2. Spencer Price (2017)	14	
3. Scott Tanksley (1994)	13	
Van Johnson (1997)	13	
5. Adam Larson (2000)	12	
Caleb Reed (2011)	12	
7. Cole Gordon (2019)	11	
8. Jay Powell (1991)	10	
Van Johnson (1998)	10	
10. Caleb Reed (2012)	9	
Jonathan Holder (2012)	9	



# RECORDS

## CAREER RECORDS

EARNED RUN AVERAGE			
Player (Seasons)	H-AB	Avg.	
1. Jonathan Holder (2012-14)	24-135.2	1.59	
2. Frank Montgomery (1961-63)	32-171.1	1.79	
3. Dennis Hall (1967-70)	32-156.1	1.84	
4. Mike Proffitt (1969-72)	62-300.1	1.86	
5. Brantley Jones (1967-70)	57-257.0	2.00	
6. Jon Harden (1989-92)	65-255.2	2.29	
7. Claude Passeau (1964-66)	33-129.1	2.30	
8. Guy Parker (1960-62)	37-144.1	2.31	
9. Pete Young (1987-89)	35-131.2	2.39	
10. Ross Mitchell (2012-15)	80-298.2	2.41	

STRIKEOUTS			
Player (Seasons)	IP	K	
1. Eric DuBose (1995-97)	364.2	428	
2. Jeff Brantley (1982-85)	427.0	364	
3. Ethan Small (2016, 18-19)	218.2	318	
4. Chris Stratton (2010-12)	264.0	279	
5. Paul Maholm (2001-03)	312.0	273	
6. B.J. Wallace (1990-92)	265.0	271	
7. Matt Ginter (1996-99)	225.2	269	
8. Mike Proffitt (1969-72)	300.1	265	
9. Don Robinson (1975-78)	323.1	262	
10. Carlton Loewer (1992-94)	277.1	261	

WALKS			
Player (Seasons)	IP	BB	
1. Jeff Brantley (1982-85)	427.0	175	
2. Don Robinson (1975-78)	323.1	170	
3. Eric DuBose (1995-97)	364.2	165	
4. Chris George (1989-91)	288.1	143	
5. Carlton Loewer (1992-94)	277.1	139	
6. Don Mundie (1979-81)	309.0	129	
7. Tracy Jobs (1987-90)	299.1	128	
8. Matt Ginter (1997-99)	225.2	123	
9. Nelson Arriete (1986-89)	213.0	120	
10. Gary Rath (1992-94)	239.1	117	

WINNING PERCENTAGE (Min. 15 decisions)			
Player (Seasons)	W-L	PCT.	
1. Jerry Thompson (1968-71)	18-3	.857	
2. Bobby Reed (1987-90)	35-7	.833	
3. Phillip Brandon (1947-49)	14-3	.824	
4. Jeff Brantley (1982-85)	45-12	.789	
5. Brantley Jones (1967-70)	27-8	.771	
6. Gene Morgan (1984-85)	20-6	.769	
7. Wayne Robbins (1956-58)	13-4	.765	
8. Joe Sheppard (1948-50)	16-5	.762	
Frank Montgomery (1961-63)	16-5	.762	
10. Jon Harden (1989-92)	19-6	.760	

WINS			
Player (Seasons)	G	W	
1. Jeff Brantley (1982-85)	73	45	
2. Bobby Reed (1987-90)	58	35	
3. Mike Proffitt (1969-72)	45	30	
4. Don Mundie (1979-81)	52	29	
5. Brantley Jones (1967-70)	36	27	
Eric DuBose (1995-97)	56	27	
Paul Maholm (2000-03)	46	27	
Ross Mitchell (2012-15)	100	27	
9. Don Robinson (1975-78)	56	24	
10. Will McRaney (1983-86)	64	23	
Tracy Jobs (1987-90)	74	23	
Chris George (1989-91)	58	23	
Jeremy Jackson (1995-98)	44	23	

LOSSES			
Player (Seasons)	G	L	
1. Don Robinson (1975-78)	56	18	
2. Chad Crosswhite (2006-09)	80	17	
3. Kyle Kennedy (1992-95)	58	16	
4. Alan Johnson (2003-05)	44	15	
5. David Hooten (1994-96)	57	14	
6. Carlton Loewer (1992-94)	53	13	
Devin Jones (2009-11)	51	13	
Kendall Graveman (2010-13)	68	13	
9. Eight players tied	--	12	
Last: Konnor Pilkington (2016-18)			

GAMES STARTED			
Player (Seasons)	G	GS	
1. Jeff Brantley (1982-85)	73	63	
2. Bobby Reed (1987-90)	58	52	
3. Eric DuBose (1995-97)	56	51	
4. Don Robinson (1975-78)	56	50	
5. Chris George (1989-91)	58	49	
6. Kyle Kennedy (1992-95)	58	48	
Tanner Brock (1999-2002)	59	48	
Kendall Graveman (2013)	68	48	
9. Tracy Jobs (1987-90)	74	47	
10. Don Mundie (1979-81)	52	46	
Konnor Pilkington (2016-18)	49	46	

INNINGS PITCHED			
Player (Seasons)	IP		
1. Jeff Brantley (1982-85)	427.0		
2. Eric DuBose (1995-97)	364.2		
3. Don Robinson (1975-78)	323.1		
4. Paul Maholm (2000-03)	312.0		
5. Kendall Graveman (2010-13)	310.0		
6. Don Mundie (1979-81)	309.0		
7. Bobby Reed (1987-90)	304.0		
8. Mike Proffitt (1969-72)	300.1		
9. Tracy Jobs (1987-90)	299.1		
10. Ross Mitchell (2012-15)	298.2		

APPEARANCES			
Player (Seasons)	APP		
1. Van Johnson (1995-98)	115		
2. Jon Harden (1989-92)	110		
3. Ross Mitchell (2012-15)	100		
4. Caleb Reed (2009-12)	96		
5. Scott Polk (1995-99)	90		
6. Chad Girono (2010-13)	83		
7. Scott Tanksley (1993-95)	82		
Trent Intorcía (1983-86)	82		
9. Mike Martin (1986-88)	81		
Jonathan Holder (2012-14)	81		

RELIEF APPEARANCES			
Player (Seasons)	RA		
1. Van Johnson (1995-98)	115		
2. Jon Harden (1989-92)	110		
3. Caleb Reed (2009-12)	92		
4. Ross Mitchell (2012-15)	86		
5. Jonathan Holder (2012-14)	86		
6. Chad Girono (2010-13)	78		
7. Scott Tanksley (1993-95)	75		
8. Pete Young (1987-89)	72		
<b>Riley Self (2017-present)</b>	<b>72</b>		
10. Scott Polk (1995-99)	71		
Saunders Ramsey (2002-05)	71		

SAVES			
Player (Seasons)	Saves		
1. Jonathan Holder (2012-13)	37		
2. Van Johnson (1995-98)	29		
3. Scott Tanksley (1993-95)	24		
4. Caleb Reed (2009-12)	21		
5. Pete Young (1987-89)	19		
6. Jay Powell (1991-93)	17		
7. Bryan Hardwick (1979-80, 1982)	16		
Cole Gordon (2016-19)	16		
9. Adam Larson (1999-2001)	15		
<b>10. Spencer Price (2017)</b>	<b>14</b>		
Aaron Weatherford (2006-08)	14		





# DEFENSIVE RECORDS

## RECORDS

### SINGLE GAME RECORDS

PUTOUTS	
23	Bruce Castoria vs. South Alabama, 3/25/1980
ASSISTS	
10	Gator Thiesen vs. Tennessee, 5/11/1984
CHANCES	
24	Bruce Castoria vs. South Alabama, 3/25/1980

ERRORS	
4	Bruce Castoria vs. Alabama, 4/20/1980 Scott Davidson vs. Louisiana Tech, 4/6/1994 (DH-1)
DOUBLE PLAYS	
5	Craig Filippi vs. Auburn, 3/19/1983 (DH-1) Wes Rea vs. San Diego, 3/8/1915

TRIPLE PLAYS TURNED		
1	Florida, 1962 Florida, 1962 William Carey, 4/4/1978 (DH-2) vs. Auburn-Montgomery, 3/9/1991	

### SEASON RECORDS

FIRST BASE			
Putouts	636	Wes Rea, 2012	
Assists	53	Will Clark, 1984	
Chances	669	Wes Rea, 2012	
Fielding Percentage	1.000	Chris Maloney, 1983	
	<b>1.000</b>	<b>Josh Hatcher, 2018</b>	
SECOND BASE			
Putouts	146	Hunter Stovall, 2018	
Assists	211	Brett Pirtle, 2014	
Chances	342	Hunter Stovall, 2018	
Fielding Percentage	.992	John Holland, 2015	

THIRD BASE			
Putouts	67	Lou Sottile, 1981	
Assists	145	John Scott, 1985	
Chances	221	John Scott, 1985	
Fielding Percentage	.972	Phil Still, 1971	
SHORTSTOP			
Putouts	120	Adam Frazier, 2013	
Assists	241	Adam Frazier, 2013	
Chances	375	Adam Frazier, 2013	
Fielding Percentage	.984	Seth Heck, 2014	

OUTFIELD			
Putouts	169	Jake Mangum, 2018	
Assists	11	Hunter Renfroe, 2012	
Chances	177	Jake Mangum, 2018	
Fielding Percentage	1.000	Multiple times	
		<i>Last: Jacob Robson, 2016</i>	
CATCHER			
Putouts	548	Barry Patton, 1997	
Assists	82	Dustin Skelton, 2019	
Chances	615	Dustin Skelton, 2019	
Fielding Percentage	.997	Dustin Skelton, 2019	

### CAREER RECORDS

FIRST BASE			
Putouts	2,209	Wes Rea, 2012-15	
Assists	140	Tommy Raffo, 1987-90	
Chances	2,327	Wes Rea, 2012-15	
Fielding Pct.	.991	Wes Rea, 2012-15	
	<b>.991</b>	<b>Tanner Allen, 2018-present</b>	
SECOND BASE			
Putouts	398	Jeffrey Rea, 2004-07	
Assists	619	Jeffrey Rea, 2004-07	
Chances	1,060	Jeffrey Rea, 2004-07	
Fielding Pct.	.984	John Holland, 2015-16	

THIRD BASE			
Putouts	111	Pete Young, 1987-89	
Assists	385	Pete Young, 1987-89	
Chances	548	Pete Young, 1987-89	
Fielding Pct.	.935	Chuck Daniel, 1989-92	
SHORTSTOP			
Putouts	387	Matthew Maniscalco, 2000-03	
Assists	782	Matthew Maniscalco, 2000-03	
Chances	1,221	Matthew Maniscalco, 2000-03	
Fielding Pct.	.973	Seth Heck, 2014-15	

OUTFIELD			
Putouts	556	Jake Mangum, 2016-19	
Assists	21	Mike Kelley, 1976-79	
Chances	586	Jake Mangum, 2016-19	
Fielding Pct.	.996	Jacob Robson, 2013-16	
CATCHER			
Putouts	1,127	Barry Patton, 1995-98	
Assists	169	Dustin Skelton, 2017-19	
Chances	1,239	Barry Patton, 1995-98	
Fielding Pct.	.993	Jim Robinson, 1988-90 Gavin Collins, 2014-16	

### SCORING MARGIN

SCORED VS. ALL OPPONENTS (* - SEC opponent)			
30	at Jackson State	32-2	1988
29	vs. Mississippi Valley State	29-0	1999
27*	vs. Kentucky	29-2	1941
26	vs. Mississippi Valley State	27-1	1998
24	vs. Northwestern	27-3	1937
23	vs. Mississippi College	23-0	1991
23*	vs. LSU	26-3	1942
23	vs. UNC Charlotte	24-1	1999
23	vs. Arkansas-Little Rock	27-4	1999
23	vs. Jackson State	23-0	2000
23	vs. Alcorn State	27-4	2010
22	vs. Delta State	24-2	1990
22	vs. Quincy College	22-0	1986
22	vs. Livingston	26-4	1985
22	vs. Mississippi College	25-3	1978
22	vs. Arkansas-Little Rock	22-0	1999
SCORED VS. SEC OPPONENTS			
27	vs. Kentucky	29-2	1941
23	vs. LSU	26-3	1942
19	at Vanderbilt	27-8	1956
19	vs. LSU	25-6	1934
18	vs. Georgia	25-7	1988
18	vs. Tulane	22-4	1958
18	vs. Florida	20-2	2000
17	at Ole Miss	17-0	1990
17	vs. Ole Miss	27-10	1983
16	at South Carolina	16-0	1998
16	vs. Georgia	22-6	1990
15	at Vanderbilt	19-4	1989
15	at Alabama	15-0	1982
15	at Ole Miss	21-6	1997

ALLOWED TO ALL OPPONENTS (* - SEC opponent)			
22	at Florida State	2-24	1966
21*	at LSU	0-21	1946
20	at Vanderbilt	0-20	1923
19*	vs. Alabama	10-29	1943
19*	at Alabama	1-20	1946
18*	vs. Tennessee	4-22	1998
18*	at LSU	1-19	1946
18*	vs. Florida	0-18	2011
17*	vs. Alabama	0-17	1935
17*	South Carolina	3-20	2007
16*	at LSU	5-21	1940
15	vs. Memphis	8-23	1962
15*	at Arkansas	1-16	1995
15*	Auburn	20-15	2019
ALLOWED TO SEC OPPONENTS			
21	at LSU	0-21	1946
19	vs. Alabama	10-29	1943
19	at Alabama	1-20	1946
18	vs. Tennessee	4-22	1998
18	at LSU	1-19	1946
18	vs. Florida	0-18	2011
17	vs. Alabama	0-17	1935
17	vs. South Carolina	3-20	2007
16	at LSU	5-21	1940
16	vs. LSU	1-17	2011
15	at Arkansas	1-16	1995
15	Auburn	20-15	2019
14	at Auburn	5-19	1994
14	at Alabama	2-16	1982
14	vs. LSU	2-16	1951
14	at LSU	3-17	2010



## RECORDS

## TEAM RECORDS

### SINGLE GAME RECORDS

AT-BATS	
65	vs. LSU, 5/22/2019 (17 inn.)
RUNS	
32	vs. Jackson State, 4/29/1988
HITS	
30	vs. Kentucky, 4/30/1989
DOUBLES	
11	vs. Georgia, 3/12/1988
TRIPLES	
5	vs. Southern Miss, 3/25/1979
HOME RUNS	
6	South Carolina, 5/26/1984 North Alabama, 4/6/1988 Jackson State, 4/29/1988 vs. Kentucky, 4/30/1989 at UAB, 3/18/2008

RUNS BATTED IN	
31	vs. Jackson State, 4/29/1988
TOTAL BASES	
53	vs. Kentucky, 4/30/1989
WALKS (Offensive)	
21	vs. UNLV, 3/15/1981 (DH-1)
STOLEN BASES	
10	Arkansas-Pine Bluff, 3/14/2017
INNINGS PITCHED	
17.0	at Ole Miss, 4/29/2007 vs. Missouri, 5/21/2013 vs. LSU, 5/22/2019
MOST RUNS ALLOWED	
24	vs. Florida State, 1966

STRIKEOUTS (Pitching)	
26	vs. LSU, 1909
WALKS (Pitching)	
17	Baylor, 3/9/2008
PUTOUTS	
51	vs. Missouri, 5/21/2013 vs. LSU, 5/22/2019
ASSISTS	
25	vs. Arkansas State, 3/22/1976 (DH-1)
CHANCES	
70	vs. LSU, 5/22/2019
ERRORS	
10	vs. Memphis, 1962

### SEASON RECORDS

GAMES PLAYED	
71	1990, 2013
68	1989, 1997, 2018
67	2017, 2019
65	1985, 1998
64	1988, 2005, 2012
WINS (Overall)	
54	1989
52	2019
51	2013
50	1985, 1990
47	1997
LOSSES (Overall)	
33	2008, 2010
30	2015
29	2009, 2018
27	2017
25	1995
WINNING % (Overall)	
.800	1970, 1979
.796	1962
.794	1989
.776	2019
.769	1985
WINNING STREAK (Overall)	
18	2006
17	2013
15	1987
14	1985, 2019
13	1970, 1976, 1979, 1981, 1999, 2015
LOSING STREAK (Overall)	
11	2010
9	1975
6	1987, 1995, 2004, 2015
BATTING AVERAGE	
.335	1999
.332	1997
.328	1977
.325	1998
.324	1988
AT-BATS	
2,510	1990
2,482	1997
2,451	1989
2,432	2013
2,417	2018
HITS	
823	1997
787	1999
784	1990
778	1989
767	1998

HITS PER GAME	
12.5	1999
12.1	1997
11.8	1998
11.4	1989
11.3	1996
RUNS SCORED	
633	1997
618	1989
596	1999
560	1990
542	1998
RUNS PER GAME	
9.5	1999
9.3	1997
9.1	1989
9.0	1983
8.4	1988, 2000
DOUBLES	
166	2019
157	1989
156	1999
146	1998
145	1988
TRIPLES	
33	1979
26	2000
24	1971
23	1977
21	1978, 1990
HOME RUNS	
97	1998
96	1989
83	1984, 1997
82	1999
77	1981
RUNS BATTED IN	
575	1997
549	1989
541	1999
498	1998
491	1988
WALKS	
405	1989
362	1990
355	1981
354	1983
352	1985

STRIKEOUTS (Offensive)	
561	2017
503	2018
448	1991
443	2012
440	1989
STOLEN BASES	
138	1978
103	1981
100	1979
98	1990
89	2011
INNINGS PITCHED	
642.1	2013
616.0	1990
614.2	2018
601.1	1989
600.1	1997
HITS ALLOWED	
668	1997
628	2010, 2018
595	2008
590	1996
580	1989
EARNED RUN AVERAGE	
1.61	1957
1.67	1970
2.29	1974
2.36	1969
2.38	1962
RUNS ALLOWED	
441	2008
440	2010
416	1997
387	2009
373	1998
WALKS ALLOWED	
357	2017
274	2008
268	1997
266	2018
265	1999
STRIKEOUTS (Pitching)	
718	2019
655	1997
619	2018
588	2013
582	1999

COMPLETE GAMES	
42	1981
20	1972
31	1970
30	1971
25	1979
SHUTOUTS	
10	1990
9	1970, 1992, 2016
8	1972, 1973, 1976, 1985, 1989, 2001, 2002, 2014
SAVES	
26	2017
24	2013
21	1998, 2012
19	2016
18	1994
FIELDING PERCENTAGE	
.981	2014
.980	2015
.977	2017
.975	2016
.974	1999, 2003
PUTOUTS	
1,927	2013
1,848	1990
1,844	2018
1,804	1989
1,801	1997
ASSISTS	
834	2013
786	2012
779	1989
766	2014
754	1990
ERRORS	
124	1994
111	1995
110	1985
107	1996, 1997
DOUBLE PLAYS	
80	2013
71	2012
69	1997
68	1985, 2006
63	1990, 2003, 2015, 2018

WINS (SEC games)	
21	2016
20	1989, 2019
19	1997
18	1984, 2014
17	1979, 1981, 1983, 1988, 1990, 1993, 1996, 2000, 2001, 2003, 2017
LOSSES (SEC games)	
24	2010
22	2015
21	2008
20	2009
17	2006, 2004
WINNING % (SEC games)	
.906	1962
.895	1979
.813	1949
.800	1953, 1989
.783	1984
WINNING STREAK (SEC games)	
14	1989
11	1979
10	1981, 2016
8	1970, 1983, 1992, 2003
7	1937, 1948, 1987, 1998
LOSING STREAK (SEC games)	
14	2010
13	1975
7	1939, 1946, 1952, 1959, 2002, 2004



## RECORDS

### YEARLY TEAM LEADERS (OFFENSIVE)

YEAR	G	AB	R	H	2B	3B	HR	RBI	AVG	BB	SO	SB-SBA	PO	A	E	FLD%
1949	25	877	169	245	38	8	5	122	.279	9	—	9	649	263	38	.960
1950	19	615	139	167	24	7	10	112	.272	—	—	18	—	—	—	—
1951	20	714	144	213	29	10	8	115	.298	—	—	30	546	229	39	.952
1952	23	629	134	184	21	9	3	110	.293	—	—	23	477	235	133	.956
1953	22	770	144	217	25	8	10	112	.282	—	—	15	586	244	27	.969
1954	—	—	—	—	—	—	—	—	—	—	—	—	—	—	—	—
1955	19	656	111	180	15	12	6	93	.274	—	—	16	489	206	64	.916
1956	20	660	138	180	35	13	6	92	.273	—	—	8	480	187	52	.928
1957	18	544	98	140	15	10	6	74	.257	—	—	13	453	187	33	.951
1958	24	739	153	211	30	14	13	127	.286	—	—	15	—	—	—	—
1959	25	827	101	198	20	4	9	82	.239	—	—	—	—	—	—	—
1960	27	848	175	219	21	12	20	134	.259	—	—	28	—	—	50	—
1961	19	643	125	176	29	6	13	95	.274	—	—	15	505	172	25	.946
1962	26	905	170	247	38	10	33	147	.273	—	—	36	714	227	44	.955
1963	28	964	158	272	35	12	17	135	.281	—	—	36	759	260	41	.961
1964	29	945	138	232	36	11	19	119	.245	—	—	32	—	—	—	—
1965	26	772	120	219	33	9	17	102	.284	—	—	—	—	—	—	—
1966	31	1,030	158	257	42	10	20	132	.250	123	184	13	—	—	—	—
1967	31	967	124	249	36	18	9	108	.259	—	—	—	738	317	49	.956
1968	33	997	139	246	34	15	14	118	.247	98	218	43	808	334	58	.952
1969	30	960	141	259	31	15	19	112	.270	84	155	27	747	275	52	.958
1970	40	1,206	189	336	49	19	23	154	.279	115	220	33	961	306	44	.966
1971	44	1,435	249	417	56	24	30	214	.290	136	358	48	1,102	421	56	.965
1972	40	1,080	164	285	36	15	26	149	.264	130	178	25	867	351	53	.958
1973	31	826	111	209	27	4	12	100	.253	79	115	33	657	216	25	.972
1974	27	767	99	183	30	12	10	81	.239	86	75	13	601	243	37	.958
1975	40	1,052	114	226	42	6	8	97	.215	113	159	39	877	372	74	.944
1976	45	1,293	182	319	42	11	13	145	.247	164	152	50	1,068	424	86	.946
1977	48	1,591	372	522	90	23	26	331	.328	255	157	75	1,155	444	69	.959
1978	56	1,849	419	537	74	21	39	348	.290	297	222	138-162	1,371	572	86	.958
1979	60	1,998	473	622	109	33	36	426	.311	310	242	100-129	1,501	649	102	.955
1980	50	1,576	278	416	62	13	19	247	.264	259	219	83-99	1,240	523	85	.954
1981	63	2,088	515	637	120	18	77	458	.305	355	330	103-139	1,552	667	90	.961
1982	51	1,660	363	494	76	8	41	315	.298	266	224	68-89	1,211	564	82	.956
1983	57	1,949	515	614	117	17	72	461	.315	354	290	86-115	1,415	710	95	.957
1984	61	2,025	505	611	106	19	83	461	.302	345	304	74-102	1,502	702	94	.959
1985	65	2,130	504	628	135	13	74	444	.295	352	322	84-110	1,593	682	110	.954
1986	55	1,768	369	513	75	17	57	337	.290	291	315	87-110	1,356	602	89	.957
1987	61	2,085	429	625	117	14	69	396	.300	308	410	44-60	1,554	671	78	.966
1988	64	2,215	537	717	145	16	73	491	.324	324	420	51-71	1,617	682	95	.960
1989	68	2,451	618	778	157	11	96	549	.317	405	440	49-74	1,804	779	104	.961
1990	71	2,510	560	784	135	21	53	490	.312	362	437	98-139	1,848	754	103	.962
1991	63	2,091	428	595	121	11	47	371	.285	314	448	37-68	1,631	682	89	.963
1992	62	2,097	349	563	97	14	39	315	.268	298	410	49-75	1,653	656	91	.962
1993	62	2,125	394	633	128	18	68	370	.298	280	377	24-46	1,602	686	84	.965
1994	59	2,034	381	560	152	14	54	342	.275	287	434	40-68	1,570	675	124	.948
1995	59	2,037	398	575	130	20	51	349	.282	269	435	68-88	1,532	663	111	.952
1996	62	2,251	444	701	141	12	69	402	.311	267	403	56-85	1,654	690	107	.956
1997	68	2,482	633	823	128	20	83	575	.332	310	422	69-96	1,801	708	107	.959
1998	65	2,362	542	767	146	17	97	498	.325	263	395	75-89	1,712	671	90	.964
1999	63	2,349	596	787	156	19	82	541	.335	300	427	37-50	1,676	645	62	.974
2000	61	2,203	513	682	142	26	69	459	.310	301	396	49-62	1,625	632	84	.964
2001	63	2,172	381	594	80	16	38	338	.273	297	423	52-74	1,702	680	85	.966
2002	59	2,103	446	637	125	11	46	411	.303	274	411	44-64	1,551	657	79	.965
2003	63	2,280	416	694	131	15	49	383	.304	222	436	56-74	1,718	713	64	.974
2004	59	2,126	379	660	106	15	59	354	.310	209	387	39-62	1,589	620	87	.962
2005	64	2,226	382	662	115	16	34	346	.297	226	422	35-49	1,675	689	76	.969
2006	60	2,172	438	668	127	11	55	397	.308	281	410	49-58	1,600	651	92	.961
2007	60	2,191	419	692	126	10	51	384	.316	205	401	42-63	1,618	569	81	.964
2008	56	1,979	351	571	103	6	53	313	.289	252	448	47-61	1,481	602	76	.965
2009	54	1,812	356	540	103	11	61	338	.298	250	461	72-93	1,397	524	64	.969
2010	56	1,923	412	569	112	13	68	378	.296	264	431	57-73	1,459	632	90	.959
2011	63	2,106	380	591	102	17	30	338	.281	265	414	89-120	1,662	632	64	.973
2012	64	2,085	287	524	97	5	21	255	.251	261	443	45-72	1,755	786	81	.969
2013	71	2,432	414	713	104	15	30	370	.293	287	433	59-79	1,927	834	82	.971
2014	63	2,094	311	575	70	9	16	282	.275	273	372	68-95	1,714	766	48	.981
2015	54	1,821	285	493	87	8	22	244	.271	253	315	47-62	1,448	724	50	.977
2016	63	2,216	405	682	132	17	47	376	.308	235	378	51-63	1,701	682	61	.975
2017	67	2,282	373	648	116	15	59	339	.284	223	561	75-113	1,798	647	49	.980
2018	68	2,417	408	670	141	14	45	367	.277	247	503	34-46	1,844	657	70	.973
2019	67	2,400	530	755	166	10	64	482	.315	284	432	61-80	1,800	640	69	.973



# RECORDS

## YEARLY TEAM LEADERS (PITCHING)

YEAR	G	W-L	PCT	ERA	SV	CG	SHO	IP	H	R	ER	BB	SO	HR	BK	HB	WP
1949	25	19-6	.760	2.62	1	20	0	216.1	179	102	63	79	125	8	—	—	—
1950	19	13-6	.684	3.74	—	—	1	169.0	149	87	70	52	88	—	—	—	—
1951	20	11-9	.550	4.87	—	—	1	182.0	143	132	98	146	144	—	—	—	—
1952	23	12-11	.522	4.36	—	—	1	159.0	153	100	77	104	62	—	—	—	—
1953	22	15-7	.682	—	—	—	4	206.0	170	82	—	85	115	—	—	—	—
1954	—	—	—	—	—	—	—	—	—	—	—	—	—	—	—	—	—
1955	19	9-10	.474	4.26	—	—	1	163.0	188	117	89	96	100	—	—	—	—
1956	20	11-9	.550	—	—	14	2	160.0	149	93	69	116	—	—	—	—	—
1957	15	10-5	.667	1.61	—	—	3	151.0	93	39	27	64	106	—	—	4	—
1958	24	14-10	.583	3.38	—	—	1	189.0	179	97	71	96	150	—	—	—	—
1959	—	—	—	—	—	—	—	—	—	—	—	—	—	—	—	—	—
1960	27	16-11	.593	3.88	—	6	2	215.2	191	119	93	111	168	—	—	—	—
1961	19	12-7	.632	2.46	—	7	1	168.1	126	62	46	102	164	10	—	—	—
1962	26	21-5	.808	2.38	—	18	4	238.0	172	84	63	108	234	—	—	—	—
1963	28	17-11	.607	2.95	—	—	3	253.0	185	108	83	118	238	10	—	—	—
1964	29	17-12	.586	2.70	—	—	4	266.2	179	110	80	144	210	—	—	—	—
1965	26	16-10	.615	2.53	—	—	5	231.2	165	86	65	124	212	6	—	—	—
1966	31	20-11	.645	3.00	—	19	3	270.0	220	114	90	127	249	13	—	—	—
1967	31	17-14	.548	3.82	—	16	3	250.1	249	130	106	97	199	9	—	—	—
1968	33	16-17	.485	3.27	—	17	2	269.1	276	131	98	74	209	14	—	—	—
1969	30	20-10	.667	2.36	—	22	5	259.0	210	91	68	85	187	7	—	—	—
1970	40	32-8	.800	1.67	—	31	9	323.1	247	88	60	95	273	6	—	—	—
1971	44	32-12	.727	2.28	—	30	6	366.2	334	174	134	148	279	11	—	—	—
1972	40	24-16	.600	2.43	—	32	8	289.0	208	112	80	113	251	16	—	—	—
1973	31	16-14	.533	3.21	1	23	8	219.0	188	102	78	90	166	17	—	—	—
1974	27	13-14	.481	2.29	—	15	5	200.1	142	76	51	103	144	9	—	—	—
1975	40	16-24	.400	3.69	6	14	6	292.1	236	161	120	181	170	8	—	—	23
1976	45	28-17	.622	2.88	4	21	8	356.0	313	155	114	174	249	15	—	—	13
1977	48	33-15	.688	3.65	7	20	4	385.0	335	214	156	189	275	34	—	—	19
1978	56	38-18	.679	4.18	8	24	0	457.0	460	280	212	215	268	51	—	—	14
1979	60	48-12	.800	3.40	13	25	6	500.1	437	258	189	254	327	30	—	—	26
1980	50	31-19	.620	3.33	7	19	6	413.1	389	207	153	167	237	24	—	—	18
1981	63	46-17	.730	4.21	7	42	2	517.1	563	310	242	224	341	37	—	—	34
1982	51	28-23	.549	4.48	6	17	5	403.2	418	268	201	187	218	32	—	—	28
1983	57	42-15	.737	4.60	10	13	4	471.2	520	320	241	220	271	33	—	—	32
1984	61	45-16	.738	4.17	6	24	2	500.2	503	297	232	240	369	42	—	—	40
1985	65	50-15	.769	3.34	11	20	8	531.0	491	267	197	234	410	38	—	—	34
1986	55	34-21	.618	4.28	6	10	4	452.0	485	282	215	173	370	48	—	—	30
1987	61	39-22	.639	4.86	8	13	6	517.0	538	322	279	244	399	58	6	13	48
1988	64	44-20	.688	3.91	17	2	5	539.0	545	298	234	237	440	37	6	26	32
1989	68	54-14	.794	3.73	13	3	8	601.1	580	315	249	256	414	41	8	15	40
1990	71	50-21	.704	3.78	12	12	10	616.0	567	314	259	244	454	45	5	35	27
1991	63	42-21	.667	3.77	13	5	5	543.2	515	278	228	261	450	42	3	38	37
1992	62	40-22	.645	3.22	12	10	9	551.0	509	261	197	209	504	28	2	34	47
1993	62	41-21	.661	3.74	14	9	5	534.0	533	284	222	235	455	35	3	25	59
1994	59	36-23	.610	4.16	18	8	4	523.1	529	334	242	239	479	29	3	32	36
1995	59	34-25	.576	3.58	9	9	6	510.2	521	278	203	194	454	19	2	28	65
1996	62	38-24	.613	4.00	10	14	1	551.1	590	326	245	226	527	45	6	47	47
1997	68	47-21	.691	5.07	16	5	1	600.1	668	416	338	268	655	78	6	26	70
1998	65	42-23	.646	4.97	21	1	4	570.2	627	373	315	233	564	78	7	25	60
1999	63	42-21	.666	4.08	11	5	6	558.2	534	292	252	265	582	39	4	36	58
2000	61	41-20	.683	4.79	15	3	4	541.2	554	331	288	253	502	40	6	43	5
2001	63	39-24	.619	3.73	13	1	8	567.1	534	283	235	210	539	38	9	55	42
2002	59	34-24	.586	4.30	7	1	8	517.0	534	305	247	182	406	38	8	50	42
2003	63	42-20	.677	3.58	10	4	4	572.2	528	281	228	233	493	33	16	46	36
2004	59	35-24	.593	4.47	9	2	3	529.2	548	314	263	183	428	42	6	35	34
2005	64	42-24	.656	3.51	12	5	3	558.1	569	274	218	199	431	42	8	41	39
2006	60	37-23	.617	4.22	10	5	1	533.1	572	302	250	162	409	49	8	48	32
2007	60	38-22	.633	4.86	18	3	1	539.1	637	350	291	166	496	53	12	50	32
2008	56	23-33	.411	6.82	8	1	2	493.2	595	441	374	274	451	61	5	59	54
2009	54	25-29	.463	6.57	12	5	1	465.2	566	387	340	246	365	66	7	63	52
2010	56	23-33	.411	6.90	7	4	1	486.1	628	440	373	253	387	62	5	60	52
2011	63	38-25	.603	4.39	16	1	6	554.0	572	311	270	227	481	37	5	44	63
2012	64	40-24	.625	2.58	21	3	6	585.0	516	219	168	181	536	17	6	55	40
2013	71	51-20	.718	2.79	24	3	6	642.1	533	255	199	234	588	21	5	68	34
2014	63	39-24	.619	3.06	16	4	8	571.1	514	228	194	211	513	13	6	60	70
2015	54	24-30	.444	4.51	9	5	0	482.2	495	279	242	199	395	39	1	62	52
2016	63	44-18	.698	3.35	19	5	9	567.0	525	249	211	208	576	29	6	59	49
2017	67	40-27	.597	4.94	26	2	3	599.1	540	353	329	357	562	40	8	71	74
2018	68	39-29	.573	4.42	14	0	3	614.2	628	341	302	266	619	45	6	66	76
2019	67	52-15	.776	3.49	16	1	5	600.0	506	269	233	232	718	38	4	57	57





## YEARLY INDIVIDUAL LEADERS (OFFENSIVE)

AT-BATS			RUNS SCORED			HITS			BATTING AVERAGE		
Year	Player	ABs	Year	Player	R	Year	Player	H	Year	Player	AVG.
1949	Jimmy Bragan	111	1949	Jimmy Bragan	26	1949	Jimmy Bragan	41	1949	Jimmy Bragan	.369
1950	Dan Murphy	72	1950	Jimmy Bragan, Dan Murphy	22	1950	Jimmy Bragan	26	1950	Jimmy Bragan	.371
1951	Frank Bragan	87	1951	Dan Murphy	21	1951	Frank Bragan	28	1951	Gerald Walker	.329
1952	Bill Hinton	77	1952	Bill Hinton	23	1952	Dan Murphy	28	1952	Dan Murphy	.389
1953	Bill Hinton	91	1953	Frank Bragan	26	1953	Frank Bragan	32	1953	Frank Bragan	.360
1954	Doug Litton	61	1954	Charles Dickinson	16	1954	Jackie Parker	23	1954	Jackie Parker	.418
1955	Terry Murphy	78	1955	Braxton Nail	20	1955	Braxton Nail	27	1955	Braxton Nail	.380
1956	Charles Dickinson	75	1956	Charles Dickinson	18	1956	Charles Dickinson	26	1956	Don Gardiner	.348
1957	James McNally, Molly Halbert	60	1957	Don Gardiner	19	1957	James McNally	20	1957	James McNally	.333
1958	Larry Gore	87	1958	Charles Turner	24	1958	Charles Turner, Larry Gore	32	1958	Charles Turner	.395
1959	Gary Dempsey	91	1959	Larry Gore	14	1959	Larry Gore	28	1959	Don McNair	.325
1960	Larry Adams	108	1960	Larry Adams	30	1960	Gary Dempsey	36	1960	Gary Dempsey	.371
1961	Gary Dempsey	78	1961	Larry Brannon	16	1961	Gary Dempsey	24	1961	Hal Green	.339
1962	Bill Etheridge	100	1962	Bill Etheridge	23	1962	Bill Etheridge	37	1962	Bill Etheridge	.370
1963	Bill Etheridge	119	1963	Wayne Meadows	22	1963	Wayne Meadows	42	1963	Wayne Meadows	.368
1964	Aubrey Nichols	107	1964	Aubrey Nichols	20	1964	Wayne Meadows	30	1964	Russ Gatlin	.348
1965	Mike Burns, Del Unser	99	1965	Del Unser	24	1965	Mike Burns	33	1965	Mike Burns	.333
1966	Mike Burns	122	1966	Del Unser	31	1966	Del Unser	39	1966	Del Unser	.333
1967	Jim Howarth	124	1967	Jim Howarth	21	1967	Jim Howarth	36	1967	Gary Washington	.330
1968	Jim Howarth	114	1968	Jocko Potts	23	1968	Jim Howarth	42	1968	Sammy Fletcher	.364
1969	Bobby Crosswell	116	1969	Ted Milton	26	1969	Ted Milton	30	1969	Tom Miller	.349
1970	Dave Phares	151	1970	Dave Phares	33	1970	Dave Phares	49	1970	Ted Milton	.328
1971	Bobby Crosswell	175	1971	Phil Still	42	1971	Phil Still	53	1971	Donnie Davis	.368
1972	Ted Milton, Rick Counts	123	1972	Rick Spica, Wayne Pinkerton	22	1972	Rick Spica	39	1972	Rick Spica	.328
1973	Joe Bob Cole	104	1973	Wayne Pinkerton	19	1973	Joe Bob Cole	30	1973	Rick Counts	.311
1974	Wayne Pinkerton	98	1974	Wayne Pinkerton	19	1974	Wayne Pinkerton	30	1974	Rick Davidson	.321
1975	Larry Buckley, Bill Montgomery	124	1975	Steve Hill	16	1975	Steve Hill	39	1975	Steve Hill	.317
1976	Mike Kelley	163	1976	Ken Lee	24	1976	Mike Kelley	50	1976	Mike Kelley	.307
1977	Mike Kelley	193	1977	Mike Kelley, Howie McCann	53	1977	Mike Kelley	74	1977	Nat Showalter	.459
1978	Del Bender	214	1978	Del Bender	54	1978	Russ Aldrich	73	1978	Russ Aldrich	.343
1979	Mike Kelley	235	1979	Mike Kelley	74	1979	Mike Kelley	94	1979	Mike Kelley	.400
1980	Randy Schlosser	188	1980	Mark Gillaspie	34	1980	Mark Gillaspie	54	1980	Mark Gillaspie	.348
1981	Dave Klipstein	251	1981	Mark Gillaspie	81	1981	Mark Gillaspie	85	1981	Mark Gillaspie	.410
1982	Dave Klipstein	200	1982	Mike Bradford	49	1982	Dave Klipstein	77	1982	Dave Klipstein	.385
1983	Rafael Palmeiro	234	1983	Dan Van Cleve	80	1983	Rafael Palmeiro	95	1983	Rafael Palmeiro	.406
1984	Dan Van Cleve	240	1984	Rafael Palmeiro	87	1984	Rafael Palmeiro	98	1984	Rafael Palmeiro	.415
1985	Rafael Palmeiro	250	1985	Will Clark	75	1985	Will Clark	94	1985	Will Clark	.420
1986	Brad Hildreth	210	1986	Brad Hildreth	48	1986	Dan Paradoa	77	1986	Dan Paradoa	.376
1987	Dan Paradoa	236	1987	Burke Masters	53	1987	Dan Paradoa	82	1987	Dan Paradoa	.347
1988	John Cohen	253	1988	Pete Young	66	1988	John Cohen	84	1988	Jody Hurst	.371
1989	Tommy Raffo	266	1989	Jody Hurst	79	1989	Tommy Raffo	102	1989	Tommy Raffo	.383
1990	David Mitchell	287	1990	Burke Masters	73	1990	Tommy Raffo	97	1990	Tommy Raffo	.358
1991	Steve Hegan	245	1991	Steve Hegan	61	1991	Steve Hegan	76	1991	Jimmy Gammill	.371
1992	Steve Hegan	238	1992	Paul Petruilis	53	1992	Paul Petruilis	79	1992	Paul Petruilis	.338
1993	Paul Petruilis	247	1993	Rex Buckner	52	1993	Rex Buckner	84	1993	Rex Buckner	.349
1994	Scott Tribolet	242	1994	Scott Tribolet	61	1994	Scott Tribolet	74	1994	Ricky Joe Redd	.324
1995	Scott Tribolet	217	1995	Scott Tribolet	56	1995	Scott Tribolet	63	1995	Brian Clark	.314
1996	Rob Hauswald	254	1996	Rob Hauswald	63	1996	Rob Hauswald	63	1996	Adam Piatt	.370
1997	Richard Lee	276	1997	Brooks Bryan	81	1997	Richard Lee	100	1997	Richard Lee	.362
1998	Rusty Thoms	268	1998	Brad Freeman	73	1998	Brian Wiese	103	1998	Brian Wiese	.412
1999	Brian Wiese	252	1999	Brian Wiese	74	1999	Travis Chapman	99	1999	Travis Chapman	.403
2000	Shane Kelly	269	2000	Shane Kelly	75	2000	Shane Kelly	87	2000	Ty Martin	.352
2001	Matthew Maniscalco	244	2001	Michael Brown	47	2001	Jon Knott	70	2001	Jon Knott	.359
2002	Matthew Maniscalco	254	2002	Matthew Brinson	61	2002	Steve Gendron	84	2002	Steve Gendron	.351
2003	Matthew Maniscalco	278	2003	Matthew Maniscalco	57	2003	Matthew Maniscalco	94	2003	Robby Goodson	.358
2004	Steve Gendron	263	2004	Brad Corley	60	2004	Brad Corley	93	2004	Brad Corley	.380
2005	Brad Corley	263	2005	Brad Jones	48	2005	Brad Corley	83	2005	Joseph McCaskill	.377
2006	Jeffrey Rea	.250	2006	Edward Easley	60	2006	Jeffrey Rea	94	2006	Thomas Berkery	.383
2007	Jeffrey Rea	245	2007	Edward Easley	59	2007	Edward Easley	87	2007	Brandon Turner	.399
2008	Russ Sneed	215	2008	Grant Hogue	47	2008	Grant Hogue	63	2008	Connor Powers	.348
2009	Connor Powers	196	2009	Connor Powers	49	2009	Russ Sneed	62	2009	Scott DeLoach	.353
2010	Connor Powers	214	2010	Nick Vickerson	58	2010	Connor Powers	71	2010	Connor Powers	.379
2011	C.T. Bradford	244	2011	Nick Vickerson	57	2011	Jarrold Parks	87	2011	Jarrold Parks	.363
2012	Adam Frazier	245	2012	Adam Frazier	45	2012	Adam Frazier	91	2012	Adam Frazier	.371
2013	Adam Frazier	304	2013	Adam Frazier	62	2013	Adam Frazier	* 107	2013	Adam Frazier	.352
2014	Brett Pirtle	240	2014	Brett Pirtle	35	2014	Brett Pirtle	87	2014	Brett Pirtle	.363
2015	Jacob Robson	185	2015	Jacob Robson	41	2015	Jacob Robson	60	2015	Jacob Robson	.324
2016	Nathaniel Lowe	247	2016	Nathaniel Lowe	44	2016	Nathaniel Lowe	86	2016	Jake Mangum	.408
2017	Jake Mangum	278	2017	Brent Rooker	60	2017	Brent Rooker	96	2017	Brent Rooker	.387
2018	Jake Mangum	288	2018	Jake Mangum	63	2018	Jake Mangum	101	2018	Jake Mangum	.351
2019	Jake Mangum	302	2019	Jake Mangum	75	2019	Jake Mangum	* 108	2019	Jake Mangum	.358

BOLD = LED SEC / \* = LED NCAA



# RECORDS

HOME RUNS			RUNS BATTED IN			STOLEN BASES		
Year	Player	HR	Year	Player	RBI	Year	Player	SB
1949	Alex Grammas	2	1949	Alex Grammas	22	1949	Jimmy Bragan	3
1950	Jimmy Bragan, Don Robinson	3	1950	Jimmy Bragan	20	1950	Jimmy Bragan	7
1951	Bill Hinton	4	1951	Joe Roy Adams	15	1951	Frank Bragan, Dan Murphy	7
1952	Dan Murphy	2	1952	Lewis Gilardoni	17	1952	Bill Hinton	8
1953	Bill Hinton	3	1953	Lewis Gilardoni	21	1953	Frank Bragan	6
1954	Jackie Parker, Braxton Nail	1	1954	Braxton Nail	22	1954	Jackie Parker, Charles Dickinson	11
1955	Braxton Nail	3	1955	Braxton Nail	19	1955	Charles Dickinson	8
1956	Charles Dickinson	2	1956	Terry Murphy	15	1956	Charles Dickinson, Terry Murphy	2
1957	Molly Halbert	4	1957	Molly Halbert	16	1957	Don McNair, Frank Power	3
1958	Jim Boring	5	1958	Charles Turner, Larry Gore	23	1958	Jim Boring	5
1959	B. Craig, J. Goodwin, C. Turner	2	1959	Jim Goodwin	14	1959	Don McNair	8
1960	Gary Dempsey	5	1960	Gary Dempsey	21	1960	Gary Dempsey	6
1961	Larry Brannon	5	1961	Larry Brannon	16	1961	Hal Green, Gary Dempsey	3
1962	H.K. Etheridge	6	1962	H.K. & Bill Etheridge	23	1962	Bill Etheridge	9
1963	H.K. Etheridge	7	1963	H.K. Etheridge	30	1963	Bill Etheridge	7
1964	Mike Burns	4	1964	Russ Gatlin	20	1964	Aubrey Nichols	13
1965	Del Unser	7	1965	Del Unser	23	1965	Del Unser	5
1966	Del Unser	7	1966	Del Unser	22	1966	Del Unser	6
1967	Gary Washington	4	1967	Gary Washington	25	1967	Jim Howarth	7
1968	Jim Howarth	3	1968	Sammy Fletcher	19	1968	Phil Still	9
1969	Ted Milton	8	1969	Ted Milton	21	1969	M. Washington, B. Crosswell, J. Potts	6
1970	Fred Yilling	8	1970	Ted Milton	28	1970	Bobby Crosswell	12
1971	Phil Still	11	1971	Phil Still	37	1971	Bobby Crosswell	10
1972	Rick Counts	7	1972	Rick Counts	28	1972	Wayne Pinkerton	6
1973	Rick Counts	5	1973	Rick Counts	24	1973	Dale Holland	10
1974	Wayne Pinkerton	3	1974	Joe Bob Cole	15	1974	Wayne Pinkerton	4
1975	Steve Hill, Larry Buckley	2	1975	Steve Hill	17	1975	Fred Dunlap	8
1976	Fred Dunlap	6	1976	Fred Dunlap, Mike Kelley	21	1976	Bill Montgomery	14
1977	Del Bender	9	1977	Nat Showalter	44	1977	Mike Kelley	25
1978	Del Bender	17	1978	Del Bender	62	1978	Del Bender	21
1979	Rick Dixon, Bob Kocol	8	1979	Bob Kocol	65	1979	Mike Kelley	27
1980	Bruce Castoria	8	1980	John McDonald	39	1980	Randy Schlosser	19
1981	Bruce Castoria	* 29	1981	Bruce Castoria	98	1981	Dave Klipstein	28
1982	Bruce Castoria	15	1982	Bruce Castoria	59	1982	Dave Klipstein	18
1983	Rafael Palmeiro	18	1983	Brad Winkler	79	1983	Dan Van Cleve	16
1984	Rafael Palmeiro	29	1984	Rafael Palmeiro	94	1984	Dan Van Cleve	15
1985	Will Clark	25	1985	Will Clark	77	1985	Dan Van Cleve	38
1986	John Mitchell	13	1986	Mike McCraney, John Mitchell	57	1986	Barry Winford	18
1987	Tracy Echols	12	1987	John Mitchell	55	1987	Burke Masters	9
1988	Richie Grayum	13	1988	Richie Grayum	68	1988	Barry Winford	11
1989	Tommy Raffo	22	1989	Tommy Raffo	80	1989	Burke Masters	9
1990	Tracy Echols	14	1990	John Cohen	71	1990	Jon Shave	24
1991	Rob Norman	8	1991	Charlie Anderson	49	1991	Steve Hegan	7
1992	Rex Buckner	13	1992	Rex Buckner	50	1992	Chuck Daniel	11
1993	Ricky Joe Redd	13	1993	Drew Williams	52	1993	Paul Petruis	4
1994	Drew Williams	16	1994	Drew Williams	69	1994	Scott Tribolet	16
1995	David Hayman	17	1995	David Hayman	55	1995	Scott Tribolet	15
1996	Rob Hauswald	16	1996	Rob Hauswald	63	1996	Damian Scioneaux	15
1997	Richard Lee	19	1997	Richard Lee	90	1997	Damian Scioneaux	20
1998	Richard Lee	19	1998	Richard Lee	85	1998	Brad Freeman, Rusty Thoms	16
1999	Brian Wiese	19	1999	Brian Wiese	66	1999	Brian Wiese	8
2000	Jon Knott	16	2000	Jon Knott	66	2000	Shane Kelly	17
2001	Jon Knott	8	2001	Josh West	49	2001	Phillip Willingham	11
2002	Matthew Brinson	14	2002	Matthew Brinson	71	2002	Matthew Maniscalco	12
2003	Matthew Brinson	8	2003	Matthew Brinson	49	2003	Matthew Maniscalco	20
2004	Brad Corley	19	2004	Craig Tatum	60	2004	Jeffrey Rea	11
2005	Thomas Berkery	7	2005	Thomas Berkery	55	2005	Joseph Hunter	8
2006	Brian LaNinfa	11	2006	Brian LaNinfa	50	2006	Jeffrey Rea	14
2007	Edward Easley	12	2007	Edward Easley	63	2007	Jeffrey Rea	13
2008	Tyler Moore	14	2008	Tyler Moore	46	2008	Grant Hogue	25
2009	Connor Powers	19	2009	Connor Powers	63	2009	Grant Hogue	29
2010	Connor Powers	16	2010	Connor Powers	68	2010	Nick Vickerson	10
2011	Nick Vickerson	9	2011	Nick Vickerson	37	2011	Nick Vickerson	28
2012	Trey Porter, Wes Rea	5	2012	Wes Rea	41	2012	Adam Frazier	9
2013	Hunter Renfroe	16	2013	Hunter Renfroe	65	2013	Adam Frazier, Hunter Renfroe	9
2014	Wes Rea	5	2014	Wes Rea	41	2014	Derrick Armstrong	14
2015	Wes Rea	6	2015	Wes Rea	38	2015	Jacob Robson	21
2016	Brent Rooker	11	2016	Brent Rooker	54	2016	Jacob Robson	18
2017	Brent Rooker	23	2017	Brent Rooker	82	2017	Brent Rooker	18
2018	Elijah MacNamee	8	2018	Tanner Allen	45	2018	Jake Mangum	14
2019	Justin Foscue	14	2019	Tanner Allen	66	2019	Jake Mangum	22

BOLD = LED SEC / \* = LED NCAA



## YEARLY INDIVIDUAL LEADERS (PITCHING)

WINS			ERA			STRIKEOUTS			INNINGS PITCHED		
Year	Player	W	Year	Player	ERA	Year	Player	K	Year	Player	IP
1949	Phil Brandon	8	1949	Phil Brandon	2.29	1949	Phil Brandon	52	1949	Phil Brandon	2.2
1950	Joe Sheppard	7	1950	Joe Sheppard	1.87	1950	Joe Sheppard	45	1950	Joe Sheppard	65.0
1951	Floyd Johnson, Beverly Goss	4	1951	Floyd Johnson	2.33	1951	Beverly Goss	45	1951	Beverly Goss	47.0
1952	Curt Monroe	4	1952	Curt Monroe	2.84	1952	Curt Monroe	23	1952	Curt Monroe	57.0
1953	Curt Monroe	6	1953	Curt Monroe	3.20	1953	Charlie Williams	42	1953	Curt Monroe	78.2
1954	Bobo Matthews, Charlie Williams	3	1954	Charlie Williams	2.41	1954	Charlie Williams	32	1954	Charlie Williams	56.0
1955	Joe Wilson, Leon Beasley	3	1955	Joe Wilson	4.22	1955	Charlie Williams	37	1955	Charlie Williams	40.1
1956	Joe Wilson	4	1956	Wayne Robbins	4.18	1956	Monroe Mitchell	56	1956	Wayne Robbins	47.1
1957	Jim Pruett	6	1957	Jim Pruett	1.03	1957	Jim Pruett	42	1957	Jim Pruett	52.1
1958	Wayne Robbins	6	1958	Bill Shoemaker	2.23	1958	Wayne Robbins	43	1958	Wayne Robbins	66.2
1959	Jim Pruett, Ronnie Davis	4	1959	Jim Pruett	1.50	1959	Jim Pruett	27	1959	Not Available	--
1960	Neal Sheffield	5	1960	Guy Parker	2.84	1960	Jerry Merriman	56	1960	Jerry Merriman	56.2
1961	Frank Montgomery, Neal Sheffield	3	1961	Neal Sheffield	1.99	1961	Sammy Ellis	73	1961	Sammy Ellis	57.2
1962	Frank Montgomery	10	1962	Frank Montgomery	0.68	1962	Frank Montgomery	102	1962	Frank Montgomery	92.0
1963	Doug Hutton, Lloyd Langston	5	1963	Claude Reader	2.08	1963	Frank Montgomery	88	1963	Frank Montgomery	66.2
1964	Ken Tatum	4	1964	Frank Chambers	1.50	1964	Frank Chambers	51	1964	Ken Tatum	50.1
1965	Ken Tatum	7	1965	Claude Passeau	1.51	1965	Ken Tatum	62	1965	Ken Tatum	73.2
1966	Ken Tatum	10	1966	Bo Gregory	2.43	1966	Ken Tatum	84	1966	Ken Tatum	95.1
1967	Dennis Hall	7	1967	Brantley Jones	2.29	1967	Brantley Jones	55	1967	Brantley Jones	55.0
1968	Brantley Jones	7	1968	Glenn Wallace	2.22	1968	Brantley Jones	78	1968	Brantley Jones	76.1
1969	Mike Proffitt	6	1969	Glenn Wallace	1.46	1969	Mike Proffitt	57	1969	Mike Proffitt	68.2
1970	Brantley Jones	9	1970	Dennis Hall	0.63	1970	Mike Proffitt, Brantley Jones	55	1970	Brantley Jones	77.0
1971	Mike Proffitt	11	1971	Mike Proffitt	2.02	1971	Jerry Thompson	89	1971	Jerry Thompson	109.0
1972	Mike Proffitt	7	1972	Mike Proffitt	1.41	1972	Mike Proffitt	73	1972	Mike Proffitt	70.0
1973	Butch Holmes, Steve Griffith	5	1973	Butch Holmes	1.07	1973	Steve Griffith	51	1973	Steve Griffith	61.2
1974	Lamar Pritchard, Bobby Myrick	5	1974	Lamar Pritchard	1.44	1974	Bobby Myrick	61	1974	Bobby Myrick	57.2
1975	Don Robinson	4	1975	Harvey Luby	1.88	1975	Don Robinson	59	1975	Don Robinson	67.2
1976	Don Robinson	8	1976	Don Robinson	2.50	1976	Don Robinson	78	1976	Gary Willoughby	98.0
1977	Jack Lazorko	10	1977	Gary Willoughby	2.30	1977	Don Robinson	77	1977	Jack Lazorko	102.0
1978	Jack Lazorko, Bobby Maher	8	1978	Jack Lazorko	2.92	1978	Buddy Maher	55	1978	Buddy Maher	88.0
1979	Ken Kurtz	12	1979	Ken Kurtz	2.09	1979	Ken Kurtz	100	1979	Ken Kurtz	116.0
1980	Four Tied	5	1980	Perry Cibun	1.79	1980	Don Mundie	49	1980	Perry Cibun	80.2
1981	Don Mundie	14	1981	John Shrewsberry	1.69	1981	Don Mundie	91	1981	Don Mundie	145.0
1982	Hans Herzog	8	1982	Bill Bond	3.33	1982	Allen Morlock	39	1982	Hans Herzog	83.2
1983	Hans Herzog	12	1983	Will McCraney	2.35	1983	Jeff Brantley	81	1983	Hans Herzog	118.0
1984	Jeff Brantley	13	1984	Jeff Brantley	2.65	1984	Jeff Brantley	115	1984	Jeff Brantley	132.2
1985	Jeff Brantley	18	1985	Gene Morgan	2.28	1985	Jeff Brantley	136	1985	Jeff Brantley	145.2
1986	Trent Intorcio	8	1986	Will McCraney	2.95	1986	Steve King	71	1986	Trent Intorcio	96.1
1987	Mike Martin	11	1987	Mike Martin	4.11	1987	Mike Martin	80	1987	Mike Martin	116.0
1988	Terry Ellis	10	1988	Bobby Reed	* 1.09	1988	Rob Norman	71	1988	Terry Ellis	105.1
1989	Bobby Reed	12	1989	Pete Young	1.22	1989	Tracy Jobs	76	1989	Tracy Jobs	110.1
1990	Bobby Reed	15	1990	Jon Harden	2.21	1990	Bobby Reed	98	1990	Bobby Reed	140.1
1991	B.J. Wallace	10	1991	Jay Powell	1.28	1991	B.J. Wallace	104	1991	B.J. Wallace	109.2
1992	B.J. Wallace	9	1992	Jon Harden	1.96	1992	B.J. Wallace	145	1992	B.J. Wallace	127.1
1993	Carlton Loewer	9	1993	Gary Rath	2.97	1993	Carlton Loewer	101	1993	Carlton Loewer	99.2
1994	Gary Rath	10	1994	Gary Rath	1.71	1994	Gary Rath	141	1994	Gary Rath	115.2
1995	Kyle Kennedy	9	1995	Scott Tanksley	2.91	1995	Eric DuBose	109	1995	Eric DuBose	112.2
1996	Eric DuBose	10	1996	Van Johnson	3.09	1996	Eric DuBose	174	1996	Eric DuBose	133.1
1997	Eric DuBose, Jeremy Jackson	9	1997	Hank Thoms	2.81	1997	Eric DuBose	145	1997	Eric DuBose	118.2
1998	Jeremy Jackson	10	1998	Brian Compton	2.24	1998	Matt Ginter	100	1998	Jeremy Jackson	99.2
1999	Matt Ginter	8	1999	Hank Thoms	2.66	1999	Hank Thoms	121	1999	Hank Thoms	118.1
2000	Mark Freed	9	2000	Jeff Hunter	3.16	2000	Kevin Donovan	98	2000	Kevin Donovan	98.2
2001	Paul Maholm	8	2001	Jeff Lacher	1.12	2001	Paul Maholm	95	2001	Paul Maholm	102.0
2002	Paul Maholm	10	2002	Robby Goodson	2.08	2002	Paul Maholm	77	2002	Paul Maholm	102.1
2003	Paul Maholm	9	2003	Jamie Gant	1.15	2003	Paul Maholm	101	2003	Paul Maholm	107.2
2004	Saunders Ramsey	7	2004	Saunders Ramsey	3.50	2004	Todd Doolittle	62	2004	Jeff Lacher	88.1
2005	Brooks Dunn, Mike Valentine	6	2005	Brett Cleveland	1.96	2005	Alan Johnson	70	2005	Alan Johnson	91.0
2006	Brooks Dunn	8	2006	Justin Pigott	1.66	2006	Brooks Dunn	71	2006	Brooks Dunn	94.0
2007	Chad Crosswhite	8	2007	Ricky Bowen	3.00	2007	Justin Pigott	76	2007	Justin Pigott	113.2
2008	Five Tied	3	2008	Aaron Weatherford	0.85	2008	Ricky Bowen	64	2008	Ricky Bowen	73.1
2009	Nick Routt	5	2009	Nick Routt	4.15	2009	Nick Routt	87	2009	Nick Routt	86.2
2010	Greg Houston	5	2010	Greg Houston	4.60	2010	Chris Stratton	76	2010	Chris Stratton	78.1
2011	Luis Pollorena	7	2011	Caleb Reed	1.55	2011	Chris Stratton	76	2011	Chris Stratton	76.0
2012	Chris Stratton	11	2012	Chris Stratton	2.38	2012	Chris Stratton	127	2012	Chris Stratton	109.2
2013	Ross Mitchell	13	2013	Ross Mitchell	1.53	2013	Jonathan Holder	90	2013	Kendall Graveman	113.2
2014	Ross Mitchell	8	2014	Jacob Lindgren	0.81	2014	Jacob Lindgren	100	2014	Ross Mitchell	110.1
2015	Preston Brown	5	2015	Trevor Fitts	2.03	2015	Austin Sexton	61	2015	Austin Sexton	76.1
2016	Dakota Hudson	9	2016	Zac Houston	1.63	2016	Dakota Hudson	115	2016	Dakota Hudson	113.0
2017	Konnor Pilkington	8	2017	Spencer Price	2.91	2017	Konnor Pilkington	111	2017	Konnor Pilkington	108.0
2018	Four Tied	5	2018	Ethan Small	3.20	2018	Ethan Small	122	2018	Konnor Pilkington	102.2
2019	Ethan Small	10	2019	Ethan Small	1.93	2019	Ethan Small	* 176	2019	Ethan Small	107.0

BOLD = LED SEC / \* = LED NCAA



# RECORDS

## SAVES

Year	Player	SV
1975	Six Tied	1
1976	Steve Carlson	2
1977	Mike Darby	3
1978	Josh Reagan	5
1979	Bryan Hardwick	7
1980	Bryan Hardwick	5
1981	Steve D'Ercole	2
1982	Bryan Hardwick	4
1983	Trent Intorcchia	4
1984	Will McRaney	3
1985	Bobby Thigpen	7
1986	Mike Martin	5
1987	Pete Young	3
1988	Pete Young	8
1989	Pete Young	8
1990	Chuck Daniel	6
1991	Jay Powell	10
1992	Jon Harden	8
1993	Jay Powell	7
1994	Scott Tanksley	13
1995	Scott Tanksley	7
1996	Van Johnson	5
1997	Van Johnson	13
1998	Van Johnson	10
1999	Adam Larson	3
2000	Adam Larson	12
2001	Brandon Medders	6
2002	Jonathan Papelbon	5
2003	Jonathan Papelbon	7
2004	Saunders Ramsey	4
2005	Brett Cleveland	5
2006	Brett Cleveland	5
2007	Ricky Bowen, Aaron Weatherford	5
2008	Aaron Weatherford	7
2009	Chad Crosswhite	6
2010	Ben Bracewell	5
2011	Caleb Reed	12
2012	Jonathan Holder, Caleb Reed	9
2013	Jonathan Holder	21
2014	Jonathan Holder	7
2015	Trevor Fitts	6
2016	Reid Humphreys	7
2017	Spencer Price	14
2018	Cole Gordon	4
2019	Cole Gordon	11

## YEARLY MVP (OFFENSIVE)

YEAR	PLAYER, POS.	AVG.	HR	RBI
1948	J.N. Grace Jr.	.375	—	—
1949	Jimmy Bragan, 2B	.369	0	19
1950	Jimmy Bragan, 2B	.371	3	20
1951	Gerald Walker, OF	.329	0	14
1952	Dan Murphy, SS	.389	1	5
1953	Frank Bragan, 2B	.360	1	13
1954	—	—	—	—
1955	Braxton Nail, C	.380	3	19
1956	Don Gardiner, 2B	.348	1	5
1957	James McNally, 1B	.333	0	5
1958	Charles Turner, OF	.395	2	23
1959	Don McNair, OF	.325	0	6
1960	Gary Dempsey, 3B	.371	5	21
1961	Hal Green, 2B/OF	.339	2	13
1962	Bill Etheridge, 1B	.370	5	23
1963	Wayne Meadows	.368	1	11
1964	Russ Gatlin, OF	.348	3	20
1965	Mike Burns, OF	.333	3	17
1966	Del Unser, CF	.333	6	22
1967	Gary Washington, 1B	.330	4	25
1968	Sammy Fletcher, C	.364	2	19
1969	Ted Milton, LF	.323	8	21
1970	Ted Milton, LF	.328	4	28
1971	Phil Still, 3B	.351	11	37
1972	Rick Spica, LF	.328	5	19
1973	Rick Counts, 1B	.311	5	24
1974	Rick Davidson, C	.321	1	11
1975	Steve Hill, 3B/OF	.317	2	17
1976	Mike Kelley, CF	.307	3	21
1977	Nat Showalter, LF	.459	4	44
1978	Del Bender, LF	.308	17	62
1979	Bob Kocol, RF	.366	8	65
1980	John McDonald, C	.294	3	39
1981	Mark Gillaspie, RF	.410	20	78
1982	Bruce Castoria, 1B	.335	15	59
1983	Rafael Palmeiro, LF	.406	18	78

YEAR	PLAYER, POS.	AVG.	HR	RBI
1984	Rafael Palmeiro, LF	.415	29	94
1985	Will Clark, 1B	.420	25	77
1986	Dan Paradoa, LF	.376	9	50
1987	Dan Paradoa, LF	.347	7	40
1988	Pete Young, 3B	.338	12	53
1989	Tommy Raffo, 1B	.383	22	80
1990	Tommy Raffo, 1B	.358	13	69
1991	Charlie Anderson, 2B	.275	7	49
1992	Rex Buckner, RF	.297	13	50
1993	Drew Williams, 1B	.319	8	52
1994	Drew Williams, 3B	.300	16	69
1995	David Hayman, OF	.298	17	55
1996	Rob Hauswald, 2B	.354	16	63
1997	Richard Lee, 1B	.362	19	90
1998	Brian Wiese, OF	.412	14	57
1999	Cliff Wren, 1B	.367	13	60
2000	Travis Chapman, 3B	.350	7	63
2001	Jon Knott, OF	.359	8	41
2002	Steve Gendron, OF	.351	2	48
2003	Matthew Maniscalco, SS	.338	7	42
2004	Brad Corley, OF	.380	13	55
2005	Brad Corley, OF	.316	5	40
2006	Thomas Berkery, SS	.383	7	44
2007	Edward Easley, C	.358	12	63
2008	Tyler Moore, 1B	.299	14	46
2009	Connor Powers, 1B	.301	19	63
2010	Connor Powers, 1B	.379	16	68
2011	Jarrold Parks, 3B	.363	3	36
2012	Adam Frazier, SS	.371	0	26
2013	Hunter Renfro, OF	.345	16	65
2014	Brett Pirtle, 2B	.363	2	31
2015	Jacob Robison, OF	.324	1	9
2016	Jake Mangum, OF	.408	1	28
2017	Brent Rooker, OF/1B	.387	23	82
2018	Jake Mangum, OF	.351	3	33
2019	Jake Mangum, OF	.358	1	39

## YEARLY MVP (PITCHING)

YEAR	PLAYER	W-L	IP	K
1948	Phillip Brandon	6-1	—	—
1949	Phillip Brandon	8-2	2.29	52
1950	Joe Sheppard	7-1	1.87	45
1951	Floyd Johnson	4-0	2.33	19
1952	Curtis Monroe	4-2	2.84	23
1953	Curtis Monroe	6-3	3.20	39
1954	—	—	—	—
1955	Charlie Williams	3-3	4.46	37
1956	Wayne Robbins	3-2	—	27
1957	Jim Pruett	6-1	1.03	42
1958	Wayne Robbins	6-1	2.97	43
1959	Jim Pruett	4-0	—	—
1960	Jerry Merriman	4-3	3.65	56
1961	Sammy Ellis	2-4	2.81	73
1962	Frank Montgomery	10-0	0.68	102
1963	Doug Hutton	5-0	2.15	38
1964	Frank Chambers	3-1	1.50	51
1965	Ken Tatum	7-1	2.32	62
1966	Ken Tatum	10-2	2.54	84
1967	Brantley Jones	6-3	2.29	55
1968	Brantley Jones	7-3	2.36	78
1969	Glenn Wallace	3-0	1.46	30
1970	Brantley Jones	9-0	1.51	55
1971	Mike Proffitt	11-2	2.02	80
1972	Mike Proffitt	7-3	1.41	73
1973	Butch Holmes	5-2	1.07	41
1974	Lamar Pritchard	5-2	1.44	31
1975	Harvey Luby	2-3	1.88	16
1976	Don Robinson	8-4	2.50	78
1977	Jack Lazorko	10-3	2.74	55
1978	Jack Lazorko	8-2	2.92	32
1979	Ken Kurtz	12-2	2.09	100
1980	Perry Cliburn	5-3	1.79	40
1981	Don Mundie	14-5	3.60	91
1982	Hans Herzog	8-4	3.87	34
1983	Hans Herzog	12-3	4.96	61

YEAR	PLAYER	W-L	IP	K
1984	Jeff Brantley	13-3	2.65	115
1985	Jeff Brantley	18-2	2.29	136
1986	Will McRaney	7-5	2.95	62
1987	Mike Martin	11-5	4.11	80
1988	Terry Ellis	10-4	4.70	61
1989	Bobby Reed	12-3	3.72	54
1990	Bobby Reed	15-4	3.01	98
1991	B.J. Wallace	10-5	3.78	104
1992	B.J. Wallace	9-3	2.69	145
1993	Carlton Loewer	9-3	3.07	101
1994	Gary Rath	10-3	1.71	141
1995	Eric DuBose	8-4	3.28	109
1996	Eric DuBose	10-4	3.11	174
1997	Van Johnson	5-4, 13 Saves	4.21	90
1998	Jeremy Jackson	10-3	4.61	91
1999	Hank Thoms	7-6	2.66	121
2000	Kevin Donovan	7-5	4.20	98
2001	Tanner Brock	7-2	4.44	72
2002	Paul Maholm	10-3	3.43	77
2003	Paul Maholm	9-2	2.76	101
2004	Jeff Lacher	5-6	4.08	56
2005	Alan Johnson	5-6	4.15	70
2006	Justin Pigott	7-1, 2 Saves	1.66	41
2007	Justin Pigott	7-7	4.51	76
2008	Aaron Weatherford	3-1, 7 Saves	0.85	62
2009	Nick Routt	5-3	4.15	87
2010	Chris Stratton	5-3	5.29	76
2011	Caleb Reed	1-2, 12 Saves	1.55	66
2012	Chris Stratton	11-2	2.38	127
2013	Ross Mitchell	13-0	1.53	44
2014	Jacob Lindgren	6-1	0.81	100
2015	Austin Sexton	4-4	3.77	61
2016	Dakota Hudson	9-5	2.55	115
2017	Spencer Price	4-1	2.91	40
2018	Ethan Small	5-4	3.20	122
2019	Ethan Small	10-2	1.93	176





NATIONAL AWARDS & HONORS

NATIONAL COACH OF THE YEAR			
Year	Coach	Publication	Honor
1985	Ron Polk	ABCA	Winner
2018	Gary Henderson	NCBWA Perfect Game ABCA	Winner Winner Finalist

GOLDEN SPIKES AWARD			
Year	Pos.	Player	Honor
1984	OF	Rafael Palmeiro	Finalist
1985	1B	Will Clark	Winner
2016	P	Dakota Hudson	Semifinalist
2017	1B/OF	Brent Rooker	Finalist
2019	OF	Jake Mangum	Semifinalist
2019	P	Ethan Small	Semifinalist

DICK HOWSER TROPHY			
Year	Pos.	Player	Honor
2012	P	Chris Stratton	Semifinalist
2013	OF	Hunter Renfroe	Semifinalist
2016	P	Dakota Hudson	Semifinalist
2017	1B/OF	Brent Rooker	Finalist
2019	OF	Jake Mangum	Semifinalist
2019	P	Ethan Small	Semifinalist

NATIONAL PITCHER OF THE YEAR				
Year	Pos.	Player	Publication	Honor
2012	RHP	Chris Stratton	Perfect Game College Baseball Hall of Fame	Winner Semifinalist
2019	LHP	Ethan Small	ABCA College Baseball Hall of Fame	Winner Winner

CoSIDA ACADEMIC ALL-AMERICANS

(45 student-athletes; 94 honors)

Year	Pos.	Player	Honor
1971	OF	Ted Milton	Second Team
1979	OF	Bob Kocol	First Team
1984	OF	Dan Van Cleve	First Team
1989	OF	Jody Hurst	Third Team
	2B	Burke Masters	First Team
	1B	Tommy Raffo	First Team
1990	3B	Burke Masters*	First Team
	1B	Tommy Raffo	First Team
1991	3B	Chuck Daniel	Second Team
	OF	Joey Hamilton	Second Team
1992	3B/P	Chuck Daniel	Third Team
1994	P	Gary Rath	Second Team

NATIONAL FRESHMAN OF THE YEAR				
Year	Pos.	Player	Publication	Honor
1983	OF	Rafael Palmeiro	Baseball America	Winner
2019	RHP	JT Ginn	Collegiate Baseball Newspaper Perfect Game	Winner Winner

NCBWA STOPPER OF THE YEAR			
Year	Pos.	Player	Honor
2013	RHP	Jonathan Holder	Finalist
2014	LHP	Jacob Lindgren	Finalist

ABCA GOLD GLOVE AWARD		
Year	Pos.	Player
2018	OF	Jake Mangum

JOHNNY BENCH AWARD			
Year	Pos.	Player	Honor
2007	C	Ed Easley	Winner

BROOKS WALLACE AWARD			
Year	Pos.	Player	Honor
2013	SS	Adam Frazier	Semifinalist

GREGG OLSON AWARD			
Year	Pos.	Player	Honor
2014	LHP	Jacob Lindgren	Semifinalist

SENIOR CLASS AWARD			
Year		Player	Honor
2019		Jake Mangum	Winner

Year	Pos.	Player	Honor
1997	P	Jeremy Jackson	First Team
	1B	Richard Lee	Third Team
	3B	Adam Piatt	Third Team
1998	P	Jeremy Jackson*	First Team
	P	Van Johnson	Second Team
	1B	Richard Lee	Third Team
2000	DH	Ty Martin	Third Team
2010	P	Greg Houston	Third Team
	IF	Russ Sneed	Third Team
2012	P	Chris Stratton	Second Team
2015	IF	Seth Heck	Second Team

\* H. Boyd McWhorter SEC Scholar-Athlete of the Year

NATIONAL HALL OF FAME HONOREES

NATIONAL COLLEGE BASEBALL HALL OF FAME			
Year	Pos.	Player	Years at MSU
2006	1B	Will Clark	1983-85
2009	DH/OF	Rafael Palmeiro	1983-85
	Head Coach	Ron Polk	1976-97, 2002-08

OMAHA COLLEGE BASEBALL HALL OF FAME			
Year	Pos.	Player	Years at MSU
2014	1B	Will Clark	1983-85

ABCA HALL OF FAME		
Year	Coach	MSU Record (Yrs.)
1967	C.R. "Dudy" Noble	267-201-9 (1920-47)
Claimed three Southern Conference titles (1921, 1922, 1924)		
1977	Paul Gregory	328-200-2 (1957-74)
Won four SEC titles (1965, 1966, 1970, 1971)		
Appeared in four NCAA Tournaments, reaching the College World Series (1971)		
1995	Ron Polk	1,139-590-2 (1976-97, 2002-08)
Claimed three SEC titles at MSU (1979, 1985, 1987) and one at Georgia (2001)		
Appeared in the NCAA Tournament 20 times, with seven trips to the College World Series at MSU		
Owned an overall head coaching record of 1,373-702-2		
Owned 23 total trips to the NCAA Tournament and eight total trips to the College World Series		
2018	Pat McMahon	164-88 (1998-2001)
Guided MSU to four-straight NCAA Tournament berths and the 1998 College World Series		
Owned an overall head coaching record of 584-317-1 in 15 seasons		
Made 10 total trips to the NCAA Tournament, also leading Florida to the College World Series (2005)		



## HISTORY & HONORS

### ALL-AMERICANS

(48 student-athletes; 121 honors)

Year	Pos.	Player	Honor	Year	Pos.	Player	Honor
1949	OF	Lee Watts	ABCA (Second Team)	2013	OF	Hunter Renfroe	Honor Consensus First Team ABCA (First Team)
1962	P	Frank Montgomery	ABCA (First Team)				Baseball America (First Team)
1966	OF	Del Unser	Sporting News (First Team)				Collegiate Baseball (First Team)
1971	SS	Bobby Croswell	Sporting News (HM)				College Baseball Insider (First Team)
	OF	Dave Phares	Sporting News (HM)				NCBWA (First Team)
	3B	Phil Still	ABCA (First Team)				Perfect Game (First Team)
			Sporting News (First Team)		P	Jonathan Holder	Baseball America (First Team)
1977	OF	Nat Showalter	ABCA (First Team)				Collegiate Baseball (First Team)
			Sporting News (First Team)				College Baseball Insider (Second Team)
1979	OF	Mike Kelley	ABCA (First Team)		SS	Adam Frazier	NCBWA (First Team)
	P	Ken Kurtz	ABCA (First Team)		P	Ross Mitchell	Perfect Game (Second Team)
1981	OF	Mark Gillaspie	ABCA (First Team)				NCBWA (Second Team)
			Baseball America (First Team)		P	Chad Girodo	Collegiate Baseball (Third Team)
	1B	Bruce Castoria	ABCA (First Team)				College Baseball Insider (HM)
1983	DH	Rafael Palmeiro	ABCA (First Team)	2014	P	Jacob Lindgren	Baseball America (First Team)
	OF	Brad Winkler	ABCA (First Team)				NCBWA (Second Team)
1984	1B	Will Clark	ABCA (First Team)				Perfect Game (First Team)
	OF	Rafael Palmeiro	Consensus First Team	2016	P	Dakota Hudson	ABCA (Third Team)
1985	P	Jeff Brantley	Sporting News (First Team)				Baseball America (Second Team)
	1B	Will Clark	Consensus First Team				Collegiate Baseball (Second Team)
	OF	Rafael Palmeiro	Sporting News (First Team)				D1Baseball (Third Team)
1988	UTL	Pete Young	ABCA (Second Team)				NCBWA (Second Team)
1989	1B	Tommy Raffo	Baseball America (Second Team)		1B	Nathaniel Lowe	Collegiate Baseball (Second Team)
	UTL	Pete Young	ABCA (First Team)		OF	Jake Mangum	ABCA (Third Team)
1990	1B	Tommy Raffo	ABCA (Second Team)				Baseball America (Third Team)
1992	P	B.J. Wallace	ABCA (Third Team)				NCBWA (Second Team)
			Baseball America (Second Team)	2017	P	Spencer Price	NCBWA (Third Team)
			Collegiate Baseball (Third Team)		1B	Brent Rooker	Consensus First Team
	P	Jon Harden	ABCA (Second Team)				ABCA (First Team)
1993	P	Carlton Loewer	ABCA (Third Team)				Baseball America (First Team)
	SS	Paul Petrulis	NCBWA (Third Team)				Collegiate Baseball (First Team)
	OF	Ricky Joe Redd	NCBWA (Third Team)				D1Baseball (First Team)
1994	P	Gary Rath	Baseball America (Second Team)				NCBWA (First Team)
			ABCA (Second Team)				Perfect Game (First Team)
			NCBWA (Second Team)	2019	1B	Tanner Allen	Collegiate Baseball (Third Team)
			Collegiate Baseball (Second Team)		IF	Justin Foscue	ABCA (Second Team)
1996	P	Eric DuBose	ABCA (Second Team)				Baseball America (Third Team)
			Baseball America (Second Team)				Collegiate Baseball (Second Team)
	DH	Rob Hauswald	Mizuno (Third Team)				College Baseball Foundation (First Team)
			ABCA (Second Team)				D1Baseball (Second Team)
1997	P	Eric DuBose	NCBWA (Third Team)				NCBWA (Third Team)
	P	Van Johnson	ABCA (Second Team)		OF	Jake Mangum	Perfect Game (Second Team)
			NCBWA (Second Team)				ABCA (First Team)
1998	2B	Brad Freeman	NCBWA (Second Team)				Baseball America (Second Team)
	OF	Brian Wiese	NCBWA (First Team)				Collegiate Baseball (Third Team)
2002	P	Paul Maholm	NCBWA (Third Team)				College Baseball Foundation (First Team)
2003	P	Paul Maholm	Collegiate Baseball (Third Team)				D1Baseball (Second Team)
			NCBWA (Third Team)				NCBWA (First Team)
2004	OF	Brad Corley	Baseball America (Second Team)		P	Ethan Small	Perfect Game (Second Team)
			Collegiate Baseball (Third Team)				Consensus First Team
			ABCA (Third Team)				ABCA (First Team)
			USA Today (Second Team)				Baseball America (First Team)
2006	SS	Thomas Berkery	Collegiate Baseball (Second Team)				Collegiate Baseball (First Team)
			Rivals.com (HM)				College Baseball Foundation (First Team)
2007	C	Edward Easley	ABCA (Second Team)				D1Baseball (First Team)
			Collegiate Baseball (Second Team)				NCBWA (First Team)
			Rivals.com (Second Team)				Perfect Game (First Team)
	SS	Brandon Turner	NCBWA (Second Team)				
2012	P	Chris Stratton	Consensus First Team				
			ABCA (First Team)				
			Baseball America (First Team)				
			Collegiate Baseball (First Team)				
			NCBWA (First Team)				
			Perfect Game (First Team)				



## USA BASEBALL

## USA COLLEGIATE NATIONAL TEAM

Year	Pos.	Player
1984	IF	Will Clark
1986	IF	Brad Hildreth
1992	P	B.J. Wallace
1993	P	Carlton Loewer
1995	P	Eric DuBose
1998	P	Matt Ginter
2012	IF	Adam Frazier
2017	P	Konnor Pilkington
2019	IF	Tanner Allen
	IF	Justin Foscue

## OLYMPIANS

Year	Pos.	Player	Olympics
1984	IF	Will Clark	Los Angeles
1988	Assistant Coach	Ron Polk	Seoul
1992	P	B.J. Wallace	Barcelona
1996	Assistant Coach	Ron Polk	Atlanta
	P	Eric DuBose	Atlanta

## FRESHMAN ALL-AMERICANS

(37 student-athletes; 47 honors)

Year	Pos.	Player	Honor
1983	OF	Rafael Palmeiro	Baseball America Collegiate Baseball
1986	SS	Brad Hildreth	Baseball America
1987	3B	Pete Young	Baseball America
1988	P	Bobby Reed	Baseball America
1989	P	Chris George	Baseball America
1991	2B	Paul Petrulis	Baseball America
	P	Jay Powell	Baseball America
1993	OF	David Hayman	Mizuno
	P	Scott Tanksley	Mizuno
1995	P	Eric DuBose	Baseball America Mizuno
	DH	Rob Hauswald	Mizuno (HM)
	P	Scott Polk	Mizuno (HM)
	3B	Richard Lee	Mizuno (HM)
1997	2B	Travis Chapman	Mizuno (Third Team)
1998	P	Mark Freed	Collegiate Baseball (HM)
	DH	Jon Knott	Collegiate Baseball
2000	SS	Matthew Maniscalco	Collegiate Baseball
	P	Chris Young	Collegiate Baseball (HM)
2001	1B	Matthew Brinson	Collegiate Baseball (HM)
	DH	Brent Lewis	Collegiate Baseball (HM)
	P	Paul Maholm	Collegiate Baseball
	3B	Steve Gendron	Collegiate Baseball (HM)
2002	OF	Jon Mungle	Collegiate Baseball (HM)

Year	Pos.	Player	Honor
2003	P	Jamie Gant	Collegiate Baseball (HM)
2005	P	Josh Johnson	Collegiate Baseball
	2B	Jeffrey Rea	Collegiate Baseball
2006	P	Matt Lea	Collegiate Baseball
2007	SS	Brandon Turner	Baseball America Collegiate Baseball Rivals.com
	P	Ricky Bowen	Collegiate Baseball
2009	P	Nick Routt	PingBaseball.com
2011	OF	C.T. Bradford	Collegiate Baseball
2012	P	Jonathan Holder	Collegiate Baseball NCBWA
2016	OF	Jake Mangum	Baseball America Collegiate Baseball NCBWA (First Team) Perfect Game
2017	P	Riley Self	Collegiate Baseball Baseball America
2018	1B	Tanner Allen	Collegiate Baseball
	OF	Rowdey Jordan	D1Baseball
2019	P	JT Ginn	Baseball America Collegiate Baseball D1Baseball NCBWA (First Team) Perfect Game

# HISTORY & HONORS



## ABCA ALL-REGION

(64 student-athletes; 79 honors)

Year	Pos.	Player	Honor
1949	2B	Pete Grammas	First Team
1950	P	Joe Sheppard	First Team
1971	3B	Phil Still	First Team
1972	P	Mike Proffitt	First Team
1977	OF	Nat Showalter	First Team
	1B	Jim Kallahaer	Second Team
	OF	Mike Kelley	Second Team
	P	Jack Lazorko	Second Team
	C	Russ Aldrich	Third Team
1978	OF	Del Bender	First Team
	C	Russ Aldrich	Second Team
	P	Jack Lazorko	Second Team
1979	OF	Mike Kelley	First Team
	P	Ken Kurtz	First Team
	C	John McDonald	First Team
	OF	Bob Kocol	Second Team
	DH	Rick Dixon	Third Team
1980	OF	Mark Gillaspie	First Team
1981	1B	Bruce Castoria	First Team
	OF	Mark Gillaspie	First Team
1982	1B	Bruce Castoria	First Team
	OF	Dave Klipstein	First Team
1983	DH	Rafael Palmeiro	First Team
	SS	Bob Parker	First Team
	OF	Brad Winkler	First Team
1984	P	Jeff Brantley	First Team
	1B	Will Clark	First Team
	OF	Rafael Palmeiro	First Team
	2B	Gator Thiesen	Second Team
1985	P	Jeff Brantley	First Team
	1B	Will Clark	First Team
	OF	Rafael Palmeiro	Second Team
1986	OF	Dan Paradoa	Second Team
1987	SS	Brad Hildreth	Second Team
1988	DH	Richie Grayum	First Team
	3B	Pete Young	First Team
	OF	Jody Hurst	Second Team
1989	OF	Jody Hurst	First Team
	2B	Burke Masters	First Team
	3B	Pete Young	First Team
	1B	Tommy Raffo	Second Team
1990	1B	Tommy Raffo	First Team
	SS	Jon Shave	Second Team
	P	Bobby Reed	Second Team
1991	P	Jay Powell	Second Team
1992	P	Jon Harden	First Team
	P	B.J. Wallace	First Team

Year	Pos.	Player	Honor
1993	P	Carlton Loewer	First Team
	OF	Rex Buckner	Second Team
	SS	Paul Petruilis	Second Team
	P	Jay Powell	Second Team
	OF	Ricky Joe Redd	Second Team
1994	P	Gary Rath	First Team
	P	Scott Tanksley	Second Team
	3B	Drew Williams	Second Team
1995	OF	David Hayman	Second Team
1996	P	Eric DuBose	First Team
	DH	Rob Hauswald	First Team
1997	P	Van Johnson	First Team
1999	OF	Brian Wiese	First Team
2003	P	Paul Maholm	First Team
2004	OF	Brad Corley	First Team
2006	2B	Jeffrey Rea	Second Team
2007	C	Edward Easley	First Team
2012	P	Chris Stratton	First Team
2013	OF	Hunter Renfroe	First Team
	SS	Adam Frazier	Second Team
	P	Jonathan Holder	Second Team
2014	2B	Brett Pirtle	Second Team
2016	P	Dakota Hudson	First Team
	OF	Jake Mangum	First Team
	DH	Brent Rooker	Second Team
2017	1B	Brent Rooker	First Team
	SS	Ryan Gridley	Second Team
2018	OF	Jake Mangum	Second Team
2019	<b>1B</b>	<b>Tanner Allen</b>	<b>First Team</b>
	<b>2B</b>	<b>Justin Foscue</b>	<b>First Team</b>
	OF	Jake Mangum	First Team
	P	Ethan Small	First Team
	C	Dustin Skelton	Second Team

## NEWSOM AWARD

The Newsom Award was first awarded in 1990 by retired MSU professor and State's former NCAA Faculty Advisory Representative Walt Newsom. Named in memory of his parents, Carroll and Francis Newsom, the award annually honors the scholastic achievement of a Mississippi State athlete in each MSU sport, as well as overall male and female winners.

1991	Chuck Daniel
1992 *	Chuck Daniel
1993	Drew Williams
1994	Drew Williams
1995	Scott Tribolet
1996	Jeremy Jackson
1997	Adam Piatt
1998 *	Jeremy Jackson
1999	Brian Wiese
2000	Travis Chapman
2001	Joey Collums
2002	Joey Collums
2003	Joey Collums

2004	Saunders Ramsey
2005	Michael Rutledge
2006	Brad Jones
2007	Justin Pigott
2008	Justin Pigott
2009	Grant Hogue
2010	Russ Sneed
2011	Ryan Collins
2012 *	Brent Brownlee
2013	Kendall Graveman
2014	Ben Bracewell
2015	Seth Heck
2016	Brent Rooker
2017	Josh Lovelady
2018	Hunter Vansau
2019 *	Cole Gordon

\* All-Sports Winner





SOUTHEASTERN CONFERENCE AWARDS & HONORS

SEC PLAYER OF THE YEAR *Established in 1994*

Year	Pos.	Player	Key Statistics
2017	1B/OF	Brent Rooker	.415 BA / 20 HR / 73 RBIs Claimed SEC Triple Crown

SEC PITCHER OF THE YEAR *Established in 2003*

Year	Pos.	Player	Key Statistics
2012	RHP	Chris Stratton	2.38 ERA / 11-2 / 1 SV / 109.2 IP / 127 K SEC Leader in ERA
2019	LHP	Ethan Small	1.93 ERA / 10-2 / 107.0 IP / 176 K SEC Leader in strikeouts, No. 2 in ERA

SEC FRESHMAN OF THE YEAR *Established in 2000*

Year	Pos.	Player	Key Statistics
2016	OF	Jake Mangum	.408 BA / 84 H / 458 OBP Won SEC Batting Title
2019	RHP	JT Ginn	3.13 ERA / 8-4 / 86.1 IP / 105 K

SEC COACH OF THE YEAR *Established in 1933*

Year	Coach
1948	R.P. "Doc" Patty
1949	R.P. "Doc" Patty
1965	Paul Gregory
1966	Paul Gregory
1970	Paul Gregory
1971	Paul Gregory
1979	Ron Polk
1985	Ron Polk
1989	Ron Polk
2016	John Cohen

BASEBALL SCHOLAR-ATHLETE OF THE YEAR *Established in 2004*

Year	Pos.	Player
1990	IF	Burke Masters *
1998	P	Jeremy Jackson *
2013	IF	Sam Frost
2014	IF	Seth Heck
2015	IF	Seth Heck

\* - Student-Athlete honored as the overall SEC Scholar-Athlete of the Year, regardless of sport.

SOUTHEASTERN CONFERENCE WEEKLY HONORS

SEC PLAYER OF THE WEEK

Year	Player	Week
1985	Jeff Brantley	March 12
	Will Clark	March 19
	Will Clark	March 26
	Jeff Brantley	April 30
1986	Dan Paradoa	May 5
1988	Tommy Raffo	May 2
1989	Tommy Raffo	May 26
	Tommy Raffo	April 10
	Tracy Echols	May 1
1990	Tommy Raffo	April 24
1991	Steve Hegan	April 8
1992	Rex Buckner	April 7
	Rex Buckner	April 14
1994	Drew Williams	April 4
	Drew Williams	May 9
1997	Adam Piatt	April 7
1998	Brian Wiese	April 27
1999	Travis Chapman	April 12
2002	Matthew Brinson	April 1
2004	Brad Corley	April 12
	Brad Corley	May 17
2007	Edward Easley	March 19
2010	Connor Powers	March 9
2010	Connor Powers	April 19
2013	Hunter Renfroe	April 15
	Nick Ammirati	April 22
2016	Nathaniel Lowe	May 9
	Brent Rooker	March 14
2017	Brent Rooker	Feb. 27
	Brent Rooker	April 5
	Brent Rooker	April 10
2019	Elijah MacNamee	March 18
	Jake Mangum	April 29
	Jordan Westburg	March 25

SEC PITCHER OF THE WEEK

Year	Player	ERA
1987	Mike Martin	April 7
	Nelson Arriete	May 11
1988	Mike Martin	March 29
1990	Chris George	April 2
1992	B.J. Wallace	March 24
1993	Carlton Loewer	March 29
1994	Gary Rath	April 25
1995	Kyle Kennedy	May 8
1996	David Hooten	April 15
1997	Van Johnson	March 24
1998	Matt Ginter	May 4
	Jeremy Jackson	April 20
1999	Matt Ginter	March 22
	Brian Compton	May 10
2001	Tanner Brock	March 26
2002	Chris Young	May 20
2003	Alan Johnson	March 3
	Alan Johnson	March 31
	Alan Johnson	May 5
2005	Todd Doolittle	March 28
2006	Justin Pigott	May 8
2007	Justin Pigott	April 9
2008	Ricky Bowen	March 17
2012	Chris Stratton	March 16
2012	Kendall Graveman	April 22
2012	Chris Stratton	May 1
2013	Kendall Graveman	April 8
2014	Ross Mitchell	March 3
	Ross Mitchell	March 17
	Ross Mitchell	May 5
2015	Vance Tatum	March 2
2016	Dakota Hudson	March 21
	Dakota Hudson	April 4
	Dakota Hudson	May 23
2019	Ethan Small	May 6

SEC FRESHMAN OF THE WEEK

Year	Player	IP
2007	Brandon Turner	April 2
	Brandon Turner	April 23
2010	Chris Stratton	May 22
2011	Daryl Norris	February 21
	Daryl Norris	March 28
2012	Demarcus Henderson	March 12
2012	Jacob Lindgren	May 20
2015	Ryan Gridley	February 23
2016	Jake Mangum	April 11
2018	Tanner Allen	May 21
2019	JT Ginn	February 3
	JT Ginn	March 4

NOTES:

SEC Player of the Week established in 1985  
SEC Pitcher of the Week established in 1987  
SEC Freshman of the Week established in 2006



# HISTORY & HONORS

## ALL-SEC

(129 student-athletes; 160 honors)

Year	Pos.	Player	Honor
1941	P	David Ferriss	First Team
1942	P	David Ferriss	First Team
1948	P	Phil Brandon	First Team
	OF	John Grace	First Team
	SS	Alex Grammas	First Team
1949	2B	Jimmy Bragan	First Team
	P	Phil Brandon	First Team
	C	Moss Cowart	First Team
	SS	Alex Grammas	First Team
	OF	Lee Watts	First Team
1950	P	Joe Sheppard	First Team
1951	SS	Dan Murphy	First Team
1952	SS	Dan Murphy	First Team
1953	2B	Frank Bragan	First Team
	RF	Lewis Gilardoni	First Team
	P	Curt Monroe	First Team
	SS	Jackie Parker	Second Team
1954	C	Braxton Nail	First Team
	LF	Jackie Parker	First Team
1955	1B	Frank McNally	First Team
	C	Braxton Nail	First Team
1957	2B	Don Gardiner	First Team
1958	1B	Jim Boring	First Team
	3B	Doug Litton	First Team
	OF	Charlie Turner	First Team
1960	UTL	Gary Dempsey	First Team
1962	OF	Bill Etheridge	First Team
	3B	Hal Green	First Team
	P	Frank Montgomery	First Team
	C	Art Nester	First Team
1963	OF	Bill Etheridge	First Team
1964	OF	Mike Burns	First Team
	P	Ken Tatum	First Team
	OF	Del Unser	First Team
1966	3B	Don Bell	First Team
	P	Ken Tatum	First Team
	OF	Del Unser	First Team
1967	1B	Gary Washington	First Team
1968	C	Sam Fletcher	First Team
	OF	Jim Howarth	First Team
1969	OF	Manuel Washington	First Team
1970	P	Brantley Jones	First Team
	UTL	Dave Phares	First Team
	1B	Jocko Potts	First Team
	C	Fred Yilling	First Team
1971	SS	Bobby Crosswell	First Team
	OF	Ted Milton	First Team
	P	Mike Proffitt	First Team
	3B	Phil Stull	First Team
	P	Jerry Thompson	First Team
1973	2B	Dale Holland	First Team
1974	C	Rick Davidson	First Team
	UTL	Wayne Pinkerton	First Team
1977	C	Russ Aldrich	First Team
	1B	Jim Kallaher	First Team
	OF	Mike Kelley	First Team
	P	Jack Lazorko	First Team
	OF	Nat Showalter	First Team
1978	C	Russ Aldrich	First Team
	OF	Del Bender	First Team
	P	Jack Lazorko	First Team
1979	OF	Mike Kelley	First Team
	OF	Bob Kocol	First Team
	P	Ken Kurtz	First Team
	C	John McDonald	First Team
1980	OF	Mark Gillaspie	First Team
1981	1B	Bruce Castoria	First Team
	OF	Mark Gillaspie	First Team
	P	Steve Susce	First Team
1982	DH	Bruce Castoria	First Team
	OF	Dave Klipstein	First Team

Year	Pos.	Player	Honor
1983	P	Hans Herzog	First Team
	DH	Rafael Palmeiro	First Team
	OF	Brad Winkler	First Team
1984	P	Jeff Brantley	First Team
	1B	Will Clark	First Team
	OF	Rafael Palmeiro	First Team
	2B	Gator Thiesen	First Team
1985	P	Jeff Brantley	First Team
	1B	Will Clark	First Team
	P	Gene Morgan	First Team
1986	OF	Dan Paradoa	First Team
1988	OF	Jody Hurst	First Team
	3B	Pete Young	First Team
	DH	Richie Grayum	Second Team
	1B	Tommy Raffo	Second Team
	P	Bobby Reed	Second Team
1989	OF	Jody Hurst	First Team
	2B	Burke Masters	First Team
	1B	Tommy Raffo	First Team
	C	Barry Winford	Second Team
1990	3B	Pete Young	Second Team
1990	OF	John Cohen	First Team
	1B	Tommy Raffo	First Team
	P	Bobby Reed	Second Team
1991	2B	Charlie Anderson	Second Team
	P	Jay Powell	Second Team
1992	P	Jon Harden	First Team
	P	B.J. Wallace	First Team
	OF	Rex Buckner	Second Team
	SS	Paul Petruilis	Second Team
1993	OF	Rex Buckner	Second Team
	P	Carlton Loewer	Second Team
	SS	Paul Petruilis	Second Team
	OF	Ricky Joe Redd	Second Team
1994	P	Gary Rath	First Team
1995	OF	David Hayman	Second Team
1996	P	Eric DuBose	First Team
	C	Blake Anderson	Second Team
	DH	Rob Hauswald	Second Team
1997	OF	Brooks Bryan	Second Team
	P	Eric DuBose	Second Team
	P	Van Johnson	Second Team
	3B	Adam Piatt	Second Team
1998	1B	Richard Lee	Second Team
	P	Jeremy Jackson	Second Team
	OF	Brian Wiese	Second Team
1999	OF	Brian Wiese	First Team
	1B	Cliff Wren	First Team
	DH	Ty Martin	Second Team
2000	3B	Travis Chapman	First Team
	OF	Shane Kelly	Second Team
2001	P	Tanner Brock	First Team
2002	P	Paul Maholm	Second Team
2003	P	Paul Maholm	First Team
	3B	Steve Gendron	Second Team
	SS	Matthew Maniscalco	Second Team
2004	OF	Brad Corley	First Team
	C	Craig Tatum	Second Team
2006	SS	Thomas Berkery	First Team
	2B	Jeffrey Rea	First Team
2007	C	Edward Easley	First Team
	2B	Jeffrey Rea	Second Team
2011	P	Caleb Reed	Second Team
2012	P	Chris Stratton	First Team
2013	P	Jonathan Holder	First Team
	OF	Hunter Renfroe	First Team
	2B	Brett Pirtle	Second Team
2014	P	Jacob Lindgren	First Team
	P	Ross Mitchell	Second Team
	2B	Brett Pirtle	Second Team

Year	Pos.	Player	Honor
2016	P	Dakota Hudson	First Team
	1B	Nathaniel Lowe	First Team
	OF	Jake Mangum	First Team
	DH	Jack Kruger	First Team
2017	DH	Brent Rooker	Second Team
	1B	Brent Rooker	First Team
	SS	Ryan Gridley	First Team
2018	OF	Jake Mangum	Second Team
	OF	Jake Mangum	First Team
2019	1B	Tanner Allen	First Team
	2B	Justin Foscoe	First Team
	OF	Jake Mangum	First Team
	P	Ethan Small	First Team



## SOUTHEASTERN CONFERENCE SPECIALTY TEAMS

## SEC ALL-DEFENSIVE TEAM

*Established in 2008*

Year	Pos.	Player
2012	P	Kendall Graveman
2013	SS OF	Adam Frazier Hunter Renfroe
2014	SS 2B	Seth Heck Brett Pirtle
2017	OF	Jake Mangum
2018	OF	Jake Mangum
2019	OF	Jake Mangum

## SEC ALL-FRESHMAN TEAM

*Established in 2005*

Year	Pos.	Player
2007	IF	Connor Powers
2009	P	Nick Rottt
2010	P	Chris Stratton
2011	OF SS	CT Bradford Adam Frazier
2012	P	Jonathan Holder
2014	C	Gavin Collins
2015	SS	Ryan Gridley
2016	OF	Jake Mangum
2018	<b>OF</b>	<b>Tanner Allen</b>
2019	<b>P</b>	<b>JT Ginn</b>

## ALL-SEC WESTERN DIVISION

*(75 student-athletes; 102 honors)*

Year	Pos.	Player	Year	Pos.	Player	Year	Pos.	Player
1961	UTL	Larry Brannon	1971	SS	Bobby Crosswell	1982	C	Bruce Castoria
	UTL	Frank Dempsey		C	Bruce Irvin		UTL	Dave Clements
	2B	Don Pope		OF	Ted Milton		P	Hans Herzog
1962	OF	Johnny Cantrell		P	Mike Proffitt		OF	Dave Klipstein
	OF	Bill Etheridge		3B	Phil Still		C	Jay Porter
	3B	Hal Green		P	Jerry Thompson	1983	P	Hans Herzog
	P	Frank Montgomery	1972	P	Mike Proffitt		DH	Rafael Palmeiro
	C	Art Nester		OF	Rick Spica		SS	Bob Parker
	1B	Ronnie Norton	1973	1B	Rick Counts		2B	Pete White
1963	1B	Bill Etheridge		2B	Dale Holland		OF	Brad Winkler
	P	Doug Hutton	1974	C	Rick Davidson	1984	P	Jeff Brantley
	UTL	Wayne Meadows		SS	Wayne Pinkerton		1B	Will Clark
	UTL	Charles Smith		P	Lamar Pritchard		OF	Rafael Palmeiro
1964	UTL	Wayne Meadows	1975	OF	Larry Buckley		2B	Gator Thiesen
1965	UTL	Don Bell		DH	Steve Hill	1985	P	Jeff Brantley
	OF	Mike Burns	1976	OF	Fred Dunlap		1B	Will Clark
	P	Frank Chambers		UTL	Bill Montgomery		P	Gene Morgan
	P	Ken Tatum	1977	C	Russ Aldrich		OF	Dan Van Cleave
	OF	Del Unser		1B	Jim Kallagher			
1966	3B	Don Bell		OF	Mike Kelley			
	C	Frank Portera		OF	Nat Showalter			
	P	Ken Tatum	1978	C	Russ Aldrich			
	OF	Del Unser		OF	Del Bender			
	UTL	Gary Washington		P	Jack Lazorko			
1967	UTL	Ken Beesley		UTL	John McDonald			
	P	Dennis Hall		P	Don Robinson			
	OF	Jim Howarth		DH	Tim Weisheim			
	1B	Gary Washington		DH	Rick Dixon			
1968	C	Sam Fletcher	1979	OF	Mike Kelley			
	OF	Jim Howarth		OF	Bob Kocol			
	P	Brantley Jones		P	Ken Kurtz			
1969	UTL	Bobby Crosswell		C	John McDonald			
	C	Sammy Fletcher		P	Don Mundie			
	P	Brantley Jones	1980	OF	Mark Gillaspie			
	OF	Ted Milton		UTL	Dave Klipstein			
	OF	Manuel Washington		C	John McDonald			
1970	UTL	Bobby Crosswell	1981	1B	Bruce Castoria			
	P	Dennis Hall		OF	Mark Gillaspie			
	P	Brantley Jones		OF	Dave Klipstein			
	OF	Dave Phares		C	Terry Loe			
	1B	Jocko Potts		P	Don Mundie			
	C	Fred Yilling		P	Steve Susce			

## NOTES:

*All-division teams selected from 1961 until 1985*



# HISTORY & HONORS

## SEC ACADEMIC HONOR ROLL

(236 student-athletes; 432 honors)

Year	Pos.	Player	Year	Pos.	Player	Year	Pos.	Player	Year	Pos.	Player
1971	OF	Ted Milton	1993	P	Tripp Hill	2002	1B	Matthew Brinson	2007	P	Ricky Bowen
1973	1B	Rick Counts		P	Jay Powell		P	Joey Collums		P	Jesse Carver
	SS	Wayne Pinkerton		P	Gary Rath		P	Steven Dowe		C	Wyn Diggs
1976	UTL	Fred Dunlap		1B	Larry Tomkins		OF	Cager Garner		C	Edward Easley
1977	C	Scott Galloway		P	Bryan Triche		IF	J.T. Hardcastle		OF	Nick Hardy
	OF	Ken Lee		1B	Drew Williams		OF	Brad Hutto		OF	Cade Hoggard
1979	OF	Bob Kocol	1994	P	Jerry Dupuy		OF	Phillip Willingham		P	Drew Hollinghead
	OF	Larry Pavlou		P	Steve Jaszczak		P	Josh Wooten		P	Jared Koon
1980	P	John Shrewsberry		C	Eddie Lyons	2003	2B	Josh Abraham		P	John Lalor
1981	C	Terry Loe		P	David Perkins		P	Joey Collums		P	Matt Lea
	SS	Billy Martz		P	Gary Rath		P	Steven Dowe		C	Brooks Lewis
	P	Don Mundie		C	Jason Robinson		OF	Cager Garner		1B	Mitch Moreland
1982	UTL	Dan Van Cleve		1B	Larry Tomkins		3B	Brent Lewis		P	Justin Pigott
1983	1B	Dan Van Cleve		3B	Drew Williams		OF	Casey Long		2B	Jeffrey Rea
	OF	Brad Winkler	1995	2B	Doug Newman		SS	Matt Maniscalco		OF	Andy Rice
1984	P	Steve King		P	Todd Nicholas		P	Lee Parks		OF	Matt Richardson
	OF	Bobby Locke		OF	Rusty Thoms		C	Saunders Ramsey		3B	Michael Rutledge
	P	Mike McCann		OF	Scott Tribolet		P	Josh Thoms		3B	Russ Sneed
	OF	Dan Van Cleve	1996	1B	Brian Clark		C	J.B. Tucker		P	Aaron Weatherford
1985	SS	Frank Davis		C	Dustin Dabbs		P	Chris Young		P	Andy Wilson
	OF	Sammy Duda		IF	Brad Freeman	2004	P	Jon Crosby	2008	P	Ricky Bowen
	P	Steve King		P	Jeremy Jackson		P	Brooks Dunn		2B	Jet Butler
	P	Will McRaney		OF	Ben Jenkins		OF	Ryan Fesmire		P	Jesse Carver
	3B	John Scott		P	Van Johnson		P	Eric Ebers		2B	Will Coggin
	2B	Gator Thiesen		IF	Richard Lee		3B	Ben Grisham		C	Scott DeLoach
	OF	Dan Van Cleve		IF	Adam Platt		2B	Casey Hamilton		OF	Nick Hardy
1986	P	Mitch Edwards		OF	Scott Polk		1B	Ryan Harbuck		OF	Cade Hoggard
	P	Steve King		OF	Rusty Thoms		1B	Brad Jones		OF	Grant Hogue
	OF	Mike McCraney	1997	OF	Brooks Bryan		OF	Tyler Jones		P	Drew Hollinghead
	C	Roark McDonald		OF	Scott Clark		P	Saunders Ramsey		P	Greg Houston
	P	Will McRaney		P	Jeremy Jackson		P	Tyler Scarbrough		P	Jared Koon
	P	Mike Martin		P	Van Johnson		SS	Daniel Tackett		P	John Lalor
	2B	Trent Weaver		1B	Richard Lee		C	Craig Tatum		C	Brooks Lewis
1987	C	Randy Abrams		3B	Adam Platt		2B	Josh Thoms		1B	Tyler Moore
	OF	Nelson Arriete		P	Scott Polk	2005	P	Jeremiah Boling		OF	Jason Nappi
	OF	Jody Hurst		2B	Brad Shumaker		OF	Jeff Butts		P	Justin Pigott
	OF	Mike McCraney		OF	Sparky Sparkman		C	Wyn Diggs		3B	Connor Powers
	P	David McMahon		OF	Rusty Thoms		P	Brooks Dunn		SS	Ryan Powers
	P	Mike Martin		OF	Brian Wiese		P	Eric Ebers		3B	Russ Sneed
	2B	Burke Masters	1998	OF	Brooks Bryan		P	Ben Grisham		P	Lee Swindle
	2B	Trent Weaver		OF	Scott Clark		3B	Josh Johnson		P	Aaron Weatherford
1988	OF	Jody Hurst		P	Mark Freed		1B	Brad Jones		P	Tyler Whitney
	P	Tracy Jobes		P	Jeremy Jackson		SS	Bunky Kateon		P	Andy Wilson
	P	Mike Martin		P	Van Johnson		1B	Alex McIntosh	2009	P	Ricky Bowen
	2B	Burke Masters		IF	Richard Lee		P	Justin Pigott		OF	Brent Brownlee
	P	David McMahon		C	Brett Muhlihan		P	Saunders Ramsey		P	Michael Busby
	1B	Tommy Raffo		OF	Sparky Sparkman		2B	Jeffrey Rea		IF	Justin Bussey
	P	Bobby Reed		OF	Rusty Thoms		OF	Matt Richardson		2B	Jet Butler
1989	2B/SS	Darin Asbill		OF	Brian Wiese		SS	Michael Rutledge		OF	Ryan Collins
	P	Chuck Daniel	1999	IF	Jim Abraham		2B	Daniel Tackett		C	Scott DeLoach
	P	Chuck Holly		P	Tanner Brock		P	Andy Wilson		OF	Nick Hardy
	OF	Jody Hurst		OF	Justin Estel		SS	Thomas Berkery		OF	Grant Hogue
	P	Russ Mahan		P	Mark Freed	2006	P	Brett Cleveland		P	Drew Hollinghead
	2B	Burke Masters		P	Jon Knott		C	Wyn Diggs		P	Greg Houston
	P	Rob Norman		OF	Brian Terry		P	Brooks Dunn		C	Brooks Lewis
	C	Tommy Raffo		OF	Brian Wiese		C	Edward Easley		P	Forrest Moore
	OF	Ron Winford		3B	Travis Chapman		OF	Nick Hardy		OF	Jason Nappi
	1B	Ernie Wright	2000	P	Joey Collums		OF	Joseph Hunter		P	Paxton Pace
1990	P	Chuck Daniel		P	Steven Dowe		1B	Brad Jones		1B	Connor Powers
	OF	Joey Hamilton		P	Justin Estel		SS	Bunky Kateon		3B	Russ Sneed
	P	Jon Harden		P	Mark Freed		P	Jared Koon		P	Jared Wesson
	3B	Burke Masters		1B	Jon Knott		P	John Lalor		P	Tyler Whitney
	P/1B	Rob Norman		DH	Ty Martin		C	Brooks Lewis	2010	OF	Luke Adkins
	1B	Tommy Raffo		C	Ryan McGrath		C	Joseph McCaskill		OF	Brent Brownlee
1991	3B/P	Chuck Daniel	2001	1B	Matthew Brinson		1B	Alex McIntosh		IF	Justin Bussey
	P	Corbin Davis		P	Joey Collums		P/OF	Mitch Moreland		IF	Jet Butler
	OF	Joey Hamilton		P	Joey Collums		2B/3B	Mark Muzzi		P	Corey Collins
	P	Jon Harden		OF	Cager Garner		P	Justin Pigott		C	Cody Freeman
	P	Tom Howe		IF	J.T. Hardcastle		2B	Jeffrey Rea		P	Greg Houston
	1B	Rob Norman		OF	Brad Hutto		OF	Matt Richardson		OF/P	Trey Johnson
	P	Tom Quinn		OF	Jon Knott		3B	Michael Rutledge		1B	Connor Powers
1992	3B/P	Chuck Daniel		SS	Matt Maniscalco		P	Andy Wilson		P	Nick Routt
	P	Jon Harden		P	Josh Wooten					OF	Jaron Shepherd
	P	Tom Howe								3B	Russ Sneed
	P	Tom Quinn								C	Wes Thigpen
	OF	Steve Hegan								P	Tyler Whitney





## HISTORY & HONORS

Year	Pos.	Player
2011	P	Ben Bracewell
	OF	Brent Brownlee
	C	Cody Freeman
	2B	Sam Frost
	P	Chad Girodo
	P	Kendall Graveman
	OF	Trey Johnson
	P	Luis Pollorena
	P	Caleb Reed
	P	Nick Routt
	P	Tim Statz
	P	Chris Stratton
	C	Wes Thigpen
	P	C.C. Watson
2012	C	Nick Ammirati
	OF	C.T. Bradford
	OF	Brent Brownlee
	SS	Adam Frazier
	2B	Sam Frost
	P	Chad Girodo
	P	Kendall Graveman
	IF	Brayden Jones
	P	Evan Mitchell
	P	Ross Mitchell
	3B	Darryl Norris
	P	Luis Pollorena
	DH	Trey Porter
	OF	Hunter Renfro
	P	Nick Routt
	C	Mitch Slauter
	OF	Taylor Stark
	P	Chris Stratton
	P	C.C. Watson
2013	C	Nick Ammirati
	P	Ben Bracewell
	OF	C.T. Bradford
	IF	Matthew Britton
	P	Preston Brown
	P	Trevor Fitts
	IF	Nick Flair
	SS	Adam Frazier
	2B	Sam Frost
	OF	Tyler Fullerton
	P	Chad Girodo
	P	Kendall Graveman
	P	Jonathan Holder
	P	Jacob Lindgren
	P	Evan Mitchell
	P	Ross Mitchell
	3B	Darryl Norris
	P	Luis Pollorena
	DH	Trey Porter
	1B	Wes Rea
	OF	Hunter Renfro
	C	Mitch Slauter
	P	Brandon Woodruff
2014	OF	Derrick Armstrong
	P	Ben Bracewell
	IF	Matthew Britton
	OF	Cody Brown
	P	Preston Brown
	IF	Alex Detz
	P	Trevor Fitts
	C	Daniel Garner
	P	Jonathan Holder
	P	Jacob Lindgren
	P	Ross Mitchell
	2B	Brett Pirtle
	C	Zack Randolph
	OF	Jacob Robson
	P	John Marc Shelly
	P	Brandon Woodruff

Year	Pos.	Player
2015	IF	Matthew Britton
	P	Daniel Brown
	P	Preston Brown
	P	Logan Elliot
	P	Trevor Fitts
	IF	Seth Heck
	IF	John Holland
	P	Dakota Hudson
	OF	Reid Humphreys
	P	Ross Mitchell
	IF	Matt Spruill
	P	Vance Tatum
	OF	Jake Vickerson
	OF	Cody Walker
	C	Josh Lovelady
	OF	Brent Rooker
	P	Trent Waddell
2016	P	Jacob Billingsley
	P	Daniel Brown
	1B	Cole Gordon
	OF/P	Reid Humphreys
	C	Jack Kruger
	C	Josh Lovelady
	1B	Nathaniel Lowe
	OF	Jacob Robson
	OF	Brent Rooker
	P	Blake Smith
2017	IF	Luke Alexander
	P	Trysten Barlow
	P	Jacob Billingsley
	P	Parker Ford
	P	Cole Gordon
	SS	Ryan Gridley
	C	Josh Lovelady
	P	Andrew Mahoney
	OF	Jake Mangum
	P	Blake Smith
2018	IF	Luke Alexander
	P	Trysten Barlow
	P	Jacob Billingsley
	P	Cole Gordon
	P	Keegan James
	P	Blake Smith
	OF	Hunter Vansau
2019	P	Trysten Barlow
	IF	Justin Foscoe
	OF	Rowdey Jordan
	P	Jared Liebelt
	P	Spencer Price
	P	Ethan Small
	SS	Jordan Westburg


SEC FIRST-YEAR ACADEMIC HONOR ROLL			(94 student-athletes)		
Year	Pos.	Player	Year	Pos.	Player
2003	OF	Jeff Butts	2016	IF	Luke Alexander
	OF/P	Brad Corley		P	Trysten Barlow
	P	Brooks Dunn		P	Ryan Cyr
2004	1B	Alex McIntosh		P	Parker Ford
	P	Justin Pigott		P	Noah Hughes
	SS	Michael Rutledge		P	Jake Mangum
	P	Andy Wilson		P	Konnor Pilkington
				P	Ethan Small
2005	P	John Lalor	2017	P	Jacob Barton
	P	Mitch Moreland		P	Trey Jolly
	3B	Ryan Wiser		P	Spencer Price
2006	P	Ricky Bowen		OF	Hunter Vansau
	OF/1B	Cade Hoggard	2018	OF	Jordan Anderson
	P	Drew Hollinghead		OF	Jordan Westburg
	P	Matt Lea	2019	OF	Benjamin Bell
	SS/3B	Russ Sneed		OF	Hunter Blalock
	2B	Brandon Turner		P/OF	Bryce Brock
	P	Aaron Weatherford		P	Eric Cerantola
2007	SS	Jet Butler		P	Tucker Childers
	P	Greg Houston		P	JP Elkins
	3B	Jason Nappi		C	Luke Hancock
	3B	Connor Powers		C	Hayden Jones
	P	Tyler Whitney		IF	Landon Jordan
2008	OF	Brent Brownlee		P	Christian MacLeod
	P	Shawn Marquardt		P	Brandon Smith
	P	Forrest Moore			
2009	P	David Hayes			
	P	Tyler Johnson			
	P	Devin Jones			
	SS	Frank Rawdow			
	P	Caleb Reed			
2010	P	Ben Bracewell			
	2B	Sam Frost			
	P	Kendall Graveman			
	P	Chris Stratton			
	P	C.C. Watson			
2011	OF	C.T. Bradford			
	P	Victor Diaz			
	P	Ross Mitchell			
	1B	Wes Rea			
	C	Hunter Renfro			
	OF	Taylor Stark			
2012	IF	Matthew Britton			
	IF	Phillip Casey			
	P	Trevor Fitts			
	OF	Tyler Fullerton			
	P	Jonathan Holder			
	P	Jacob Lindgren			
	P	Brandon Woodruff			
2013	OF	Derrick Armstrong			
	3B	Alex Detz			
	C	Daniel Garner			
	2B	Brett Pirtle			
	C	Zack Randolph			
	P	John Marc Shelly			
2014	P	Avery Geyer			
	SS	Seth Heck			
	P	Zac Houston			
	IF	Reid Humphreys			
	P	Lucas Laster			
	1B	Brent Rooker			
	P	Vance Tatum			
	OF	Jake Vickerson			
	C	Cody Walker			
	P	Paul Young			
2015	P	Aaron Dominguez			
	1B	Cole Gordon			
	IF	Ryan Gridley			
	P	Jesse McCord			
	P	Paxton Stover			



MISSISSIPPI AWARDS & HONORS

FERRISS TROPHY

Awarded annually to the top college baseball student-athlete in the state of Mississippi, the C Spire Ferriss Trophy is named for former Mississippi State and Boston Red Sox pitching great David M. "Boo" Ferriss, first presented in 2004, there have been six Diamond Dawgs to claim the award on seven occasions.



2006

Thomas Berkery  
Shortstop



2007

Ed Easley  
Catcher



2012

Chris Stratton  
Pitcher



2013

Hunter Renfroe  
Outfielder



2016

Jake Mangum  
Outfielder



2017

Brent Rooker  
First Baseman



2019

Jake Mangum  
Outfielder

MISSISSIPPI SPORTS HALL OF FAME

(15 Inductees)

Year	Inductee	Years at MSU
1963	H.M. "Hughie" Critz	1919-20
1964	David M. "Boo" Ferriss	1941-42
1966	William "Willie" Mitchell	1905-09
1968	C.E. "Heifer" Stewart	1925-27
1971	C.S. "Buddy" Myer	1922-24
	Fred. J. Walters	1935-37
1976	C.H. "PeeWee" Armstrong	1935-37
1982	Paul E. Gregory	1928-30; Head Coach: 1957-74

Year	Inductee	Years at MSU
1995	Doug Hutton	1963-64
1997	Delbert B. "Del" Unser	1964-66
1998	Ron Polk	Head Coach: 1976-97, 2002-08
2008	Will Clark	1983-85
2011	Jeff Brantley	1982-85
2012	Rafael Palmeiro	1983-85
2017	Jay Powell	1991-93

MISSISSIPPI STATE UNIVERSITY SPORTS HALL OF FAME

(52 Inductees)

Year	Inductee	Years at MSU
1970	H.M. "Hughie" Critz	1919-20
	David M. "Boo" Ferriss	1941-42
	Robert Clay Hopper	1924-26
	William "Willie" Mitchell	1905-09
	C.R. "Dudy" Noble	1913-15; Head Coach: 1920-47
	C.E. "Heifer" Stewart	1925-27
1972	C.H. "Pee Wee" Armstrong	1935-37
	W.H. Bobo	1915-18
	C.S. "Buddy" Myer	1922-24
	Jack Nix	1938
	Jackie Parker	1953
	Fred. J. Walters	1935-37
1973	James C. "Jerry" Harris	1928-30
	H. Stennis "Judge" Little	1921-22
1974	W. D. "Billy" Chadwick	Head Coach: 1910-18
1975	R.E. Slim Cassibry	1933-35
1976	Alex Grammas	1947-49
	Morley Jennings	1910-12
	William A. Pappenheimer	1929-30
	Dallas Vandever	1929, 1931
1977	Paul E. Gregory	1928-30; Head Coach: 1957-74
	Leslie B. "Cy" Taylor	1932-33
1978	Frank Chambers	1964-66
1981	Delbert B. "Del" Unser	1964-66
1982	Phillip "Lefty" Brandon	1947-49
	Thomas O. "Tommy" Neville	1963-64
1983	James A. "Jimmy" Bragan Sr.	1947-50
1991	Lloyd C. McDougal Jr.	1943
1992	R. B. "Bernie" Ward	1936-38
1993	Mike Proffitt	1969-72
1994	Ken Tatum	1964-66
1995	Doug Hutton	1963-64
1996	Lee Watts	1946, 1948-49

Year	Inductee	Years at MSU
1997	Jack Lazorko	1977-78
1998	Ron Polk	Head Coach: 1976-97, 2002-08
1999	Frank Montgomery	1961-63
2000	John Grace	1943, 1947-48
2001	Bobby Croswell	1968-71
	Brantley Jones	1967-70
2002	Nat "Buck" Showalter	1977
2003	Jeff Brantley	1982-85
	Will Clark	1983-85
2004	Floyd Johnson	1948-51
2006	Daniel O. Murphy	1950-52
2007	Curt Monroe	1952-53
2008	Rafael Palmeiro	1983-85
2009	Glenn Young	1981-82
2012	Sammy Ellis	1961
2017	Philip Still	1968-71
2018	Molly Halbert	1956-58
	Paul Maholm	2001-03
2019	Mike Kelley	1976-79



# ALL-TIME LETTERWINNERS

A	
ABBOTT, Eli	1885-89
ABRAHAM, Jim	1999
ABRAHAM, Josh	2002
ABRAMS, Randy	1984-87
ADAMS, A.C.	1913
ADAMS, Joe Roy	1949-51
ADAMS, Larry	1960-62
ADKINS, Luke	2009-10
ALBRO, Daryl	1993
ALDRICH, Russ	1977-78
ALEXANDER, J.H.	1917-18
ALEXANDER, Luke	2016-18
ALEXANDER, V.B.	1904
ALLEN, Johnny	2008-09
<b>ALLEN, Tanner</b>	<b>2018-present</b>
ALSTON, D.P.	1904-05
ALSTON, W.	1902-03
AMERSON, Mike	1976-77
AMMIRATI, Nick	2012-13
AMSLER, F.L.	1924-26
AMSLER, H.S.	1932
ANDERSON, Beasley	1941
ANDERSON, Blake	1993-96
ANDERSON, Charlie	1990-92
ANDERSON, J.B.	1891-93
ANDERSON, Jordan	2018
ANDREADES, Tommy	1975
ANGELO, V.J. Jr.	1940-41
ANSLEY, M.E.	1890
ARMSTEAD, T.W.	1895-96
ARMSTRONG, B.E.	1911-12
ARMSTRONG, C.H.	1935-37
ARMSTRONG, Derrick	2013-14
ARMSTRONG, R.S.	1930
ARNOLD, T.H.	1921-24
ARRIETE, Nelson	1986-89
ASHBY, Gus	1954
ASHCRAFT, Graham	2017
AUSTIN, K.W.	1921-24

B	
BACON, Bill	1963-65
BAILEY, Jim	1957-59
BAKER, D.M.	1931-32
BAKER, H.G.	1912-13
BANE, Craig	1992-94
BARBARIAN, J.T.	1914-15
BARLOW, Trysten	2017-19
BARTLETT, Chuck	1982-83
BARTLEY, Terry	1979
BARTON, Jacob	2017
BATES, C.C.	1925-27
BEASLEY, Leon	1954-55
BECKER, W.D.	1932
BEESLEY, Ken	1966-68
BELL, Benjamin	2019
BELL, Don	1964-66
BENDER, Del	1977-78
BENSON, Rex	1946, 48-49
BERKERY, Thomas	2003-06
BERRY, Jack	1947-48, 50
BERRYHILL, Joe	1959-60
BILLINGSLEY, Jacob	2016-18
BISHOP, C.J. Jr.	1943
BLACK, C.P.	1946
BLAKENEY, Jacob	2002-03
BLAYLOCK, Brant	2017
BLEDSE, E.F. Jr.	1942-43, 47
BLEDSE, W.S.	1943
BLOMELEY, Earl	1952
BLOMELEY, Warren	1947-48, 50-51
BOBO, W.H.	1915-18
BOLTON, C.G.	1924-26
BOLTON, H.H.	1933-35
BOND, Bill	1981-82
BOONE, Roy	1967
BORING, Jim	1958-59
BOTTOM, R.	1906
BOWEN, Ricky	2007-09

BOWMAN, W.H.	1910
BOYD, C.D.	1918-19, 21
BRACEWELL, Ben	2010, 12-14
BRADFORD, C.T.	2011-14
BRADFORD, Mike	1982-83
BRAGAN, Bobby	1963-65
BRAGAN, Frank	1951-53
BRAGAN, Jimmy	1947-50
BRAGG, Harrison	2017
BRANDON, C.N.	1914-17
BRANDON, Phillip	1947-49
BRANNON, Larry	1959-61
BRANTLEY, Jeff	1982-85
BREAUX, Kale	2016-19
BRELAND, C.L.	1910
BRINSON, Matthew	2001-03
BRISTER, J.C.	1927-28
BRITTON, Matthew	2012-15
BROACH, C.H.	1930-31
<b>BROCK, Bryce</b>	<b>2019-present</b>
BROCK, Tanner	1999-2002
BROWN, Cody	2014-17
BROWN, Daniel	2015-16
BROWN, Dwayne	1981
BROWN, Louie	1956
BROWN, Michael	2001-02
BROWN, Preston	2013-15
BROWN, R.N.	1931
BROWN, Ron	1991-93
BROWN, T.P.	1910
BROWNLEE, Brent	2009, 11-12
BRUNSON, C.O.	1923-25
BRYAN, Brooks	1997-98
BRYAN, Mike	1958-59
BUCKLEY, Larry	1973-75
BUCKNER, Rex	1990-93
BURCH, C.T.	1933-35
BURCKEL, Brad	1991
BURKLEY, Jason	1999-2002
BURNS, Mike	1964-66
BURTON, Chip	1972-73
BUSBY, Andrew	2011
BUSBY, Michael	2008-09
BUSSEY, Justin	2009
BUTLER, Jet	2007-10
BUTLER, W.D.	1893
BUTT, Tommy	1985-86
BUTTE, W.D.	1892
BUTTS, Jeff	2003-06

C	
CALDWELL, R.S.	1935-37
CANTRELL, Johnny	1960-62
CARLSON, Steve	1975-78
CAROTHERS, V.M.	1897
CARPENTER, Matt	1991-93
CARPENTER, Wirt	1891-93
CARROLL, James	1964-66
CARROLL, M.B.	1938
CARROLL, Ryan	1999-2002
CARTER, Benjie	1973-75
CARTER, C.C.	1903-04
CARVER, Jesse	2007-08
CASE, J.G.	1916
CASSIBRY, R.E.	1933-35
CASTORIA, Bruce	1979-82
<b>CERANTOLA, Eric</b>	<b>2019-present</b>
CHAMBERS, F.W.	1939-41
CHAMBERS, Frank	1964-66
CHAPMAN, C.P.	1912-14
CHAPMAN, E.B.	1926-27
CHAPMAN, Rick	1973-74
CHAPMAN, Travis	1997-2000
CHILTON, H.S.	1899
CHISOLM, F.N.	1908-09
CLARK, Brian	1993-96
CLARK, Scott	1997-99
CLARK, Tucker	1937-39
CLARK, W.T.	1930-32
CLARK, Will	1983-85

CLAY, J.O.	1908-09
CLAYTON, D.G.	1919-20
CLEM, C.B.	1897
CLEVELAND, Brett	2003-06
CLIBURN, Perry	1978-80
CLIETT, J.R.	1939-41
CLISBY, M.B.	1903-04
COBB, H.A.	1920-22
COHEN, John	1988-90
COLE, G.H.	1910-13
COLE, Joe Bob	1973-74
COLEMAN, E.	1903-04
COLEMAN, E.P.	1933-34
COLLINS, Gavin	2014-16
COLLINS, Mike	1968-71
COLLINS, Ryan	2008-11
COLLUMS, Joey	2000-03
COMBS, C.G.	1907
COMPTON, Brian	1998-99
CONNELL, J.H.	1887
CONNOR, Boyd	1978-79
COOK, J.D.	1939
COOPER, J.G.	1933-35
COOPER, S.F.	1912-13
CORLEY, Brad	2003-05
CORLEY, F.G.	1924-26
COUNTS, Rick	1972-73
COWART, Moss	1947-49
COX, W.E.	1897-99, 1902
COX, Will	2012-13
CRAFT, Sidney	1966-67
CRAIG, Bobby	1958-59
CRANE, J.W.	1916
CRAWFORD, D.D.	1917
CRIGLER, J.L.	1925-26
CRIGLER, L.W.	1892-93, 95-96
CRIGLER, W.L.	1889-90
CRITZ, Albert	1910-13
CRITZ, H.M.	1919-20
CRITZ, Hugh	1895-96
CROMWELL, E.B.	1888-89
CROSBY, Jon	2004-06
CROSSWHITE, Chad	2006-09
CROSSWELL, Bobby	1968-71
CRUBAUGH, J.S.	1934
<b>CUMBEST, Brad</b>	<b>2019-present</b>
CURRY, Chris	1999
CYR, Ryan	2016

D	
D'ERCOLE, Steve	1980-81
DABBS, Dustin	1995-98
DAILEY, Robert	1976
DANIEL, Chuck	1989-92
DARBY, Mike	1975-78
DARLINGTON, Scott	1980-81
DAVIDSON, Rick	1973-74
DAVIDSON, Scott	1993-94
DAVIS, Corbin	1991
DAVIS, Donnie	1970-72
DAVIS, Frank	1984-85
DAVIS, J.E.	1886
DAVIS, J.H.	1896
DAVIS, Odie	1976-77
DAVIS, R.T.	1918
DAVIS, Ronnie	1959
DAVIS, W.W.	1914-15
DEAS, F.H.	1898-99
DELOACH, Scott	2009
DEMPEY, Gary	1958-61
DENT, H.M.	1906-08
DETZ, Alex	2013-14
DEWESEE, Brent	1994-96
DICKERSON, Charlie	1954-56
DICKINSON, Chas	1957
DIGGS, Wyn	2006-07
DILGARD, Keith	1996-97
DILLE, A.B.	1911
DIXON, Rick	1979-80
DIXON, W.V.	1936-38

DONALDSON, Ron	1964-65
DONOVAN, Kevin	1997-2000
DOOLITTLE, Todd	2004-05
DOWE, Steven	2000-03
DRANE, G.W.	1898
DUBOSE, Eric	1995-97
DUDA, Sammy	1985
DUDLEY, John	1962-63
DUDLEY, Knox	1958
DUFFY, Ryan	2007-10
DUGGAR, L.L.	1895
DUNLAP, Fred	1973-76
DUNN, Brooks	2003-06
DUPUY, Jerry	1993-94
DURIN, G.S.	1946
DYESS, J.H.	1929-31

E	
<b>EAGAN, Jack</b>	<b>2019-present</b>
EASLEY, Edward	2005-07
EAST, Butch	1964
EASTLAND, S. Jr.	1904-06
EBERS, Eric	2004-05
ECHOLS, Eddie	1957-59
ECHOLS, Tracy	1986-87, 89-90
EDMONSON, Richard	1966-68
EDWARDS, Mitch	1986
EICHMEIER, Jim	1970-71
EILAND, S.W.	1928-30
ELLIS, Sammy	1961
ELLIS, Terry	1987-88
ENLOW, F.L.	1930-32
ESTEL, Justin	1998-2000
ETHERIDGE, Bill	1961-63
ETHERIDGE, H.K.	1961-63
ETHRIDGE, J.E.	1916-17
EVANS, Park	1992

F	
FAIRCLOTH, J.L.	1911-12
FARRAR, Ben	1951-53
FAULK, G.H.	1919
FAVARA, S.D.	1941-42
FEATHERSTONE, F.M.	1927
FEILD, Junior	1965-67
FERRETTI, J.S.	1938-40
FERRISS, David "Boo"	1941-42
FESMIRE, Ryan	2003-04
FIFE, P.J.	1903, 05-07
FILIPPI, Craig	1982-83
FITTS, Trevor	2012-15
FLAGG, Jeff	2006-08
FLEMING, Dick	1962-63
FLEMING, Hap	1993-95
FLETCHER, Sammy	1968-69
FLOURNEY, J.D.	1895
FONDREN, W.M.	1936
FORBES, J.C.	1940
FORD, E.Q.	1899
FORD, Parker	2017
FORSMAN, F.C.	1942-43
FORRESTER, J.E.	1946
FORT, R.W.	1890
FORTNER, Bill	1963-64
<b>FOSQUE, Justin</b>	<b>2018-present</b>
FOSTER, Don	1953-54
FOWLER, L.B.	1921-22
FRANCE, J.P.	2018
FRANCIS, H.T.	1904
FRAZIER, Adam	2011-13
FREED, Mark	1998-2000
FREEMAN, Brad	1995-98
FREEMAN, Cody	2008-11
FRENTZ, G.	1913-15
FROST, Sam	2010-13
FULLERTON, Tyler	2012



# HISTORY & HONORS

G	
GAGE, Tony	1981-82
GAINES, Tanner	2012
GALCERN, G.E.	1895-96
GALCERN, R.H.	1896
GALLOWAY, Scott	1976-79
GAMMILL, Jimmy	1989-91
GANT, Jamie	2003-04
GARDINER, Don	1956-58
GARDNER, Damon	1990
GARNER, Cager	2000-01
GARNER, Daniel	2014
GATLIN, Russ	1964-66
GEORGE, Chris	1989-91
GENDRON, Steve	2001-04
GENTRY, Myles	2013-14
GERARD, P.N.	1917
GHOLSON, Garland	1955-59
GHOLSON, Willis	1955
GILARDONI, Lewis	1951-53
GILBERT, Marshall	2018-19
GILLASPIE, Mark	1980-81
GINN, JT	
GINTER, Matt	1997-99
GRODO, Chad	2010-13
GLENN, W.R.	1941
GLOVER, Ben	1957-59
GOFORTH, Mark	2007-09
GOODSON, Robby	2001-03
GOODWIN, James	1959
GORDON, Cole	2016-19
GORDON, W.D.	1938-39
GORE, Larry	1957-59
GRACE, J.N. Jr.	1943-48
GRAMMAS, Alex	1947-49
GRAMMAS, Pete	1947-49
GRAYMAN, Kendall	2010-13
GRAYUM, Richie	1987-89
GREEN, Hal	1961-62
GREGORY, P.E.	1928-30
GREGORY, Paul Jr.	1965-67
GRIDLEY, Ryan	2015-17
GRIFFIN, Bob	1988
GRIFFITH, Steve	1972-73
GRISHAM, Ben	2004-05
GRISSEM, W.C.	1937-39
GROSKOSKI, C.J.	1936-37
GROSS, Beverly	1949-51
GULLEY, P.	1903-04
GUYTON, M.B.	1943
GWINNER, H.	1892-93
H	
HAIR, Frank	1959
HALBERT, Molly	1956-58
HALE, Steve	1975-76
HALEY, J.L.	1933-35
HALL, Dennis	1967, 69-70
HALLIBURTON, J.C.	1921
HALTER, Gunner	2019
HAMILTON, Bill	1965-66
HAMILTON, Casey	2004
HAMILTON, Jim	1973-74
HAMILTON, Joey	1990-91
HAMILTON, W.C.	1940, 46-47
HANCOCK, Luke	
HANDLEY, Jim	1962
HANN, Kyle	2013
HANNAH, Dale	1979
HARDEN, Jon	1990-92
HARDEN, Nat	1993
HARDCASTLE, J.T.	2001
HARDWICK, Bryan	1979-82
HARDY, Nick	2007-09
HARDY, S.L.	1909
HARPER, J.A.	1942
HARRINGTON, F.	1898
HARRINGTON, T.H.	1898
HARRIS, J.C.	1928-30
HARRIS, James	1976
HARRIS, R.C.	1926-28
HARRIS, S.D.	1886

HARRIS, S.R.	1933
HARTNESS, C.H.	1928-29
HARTNESS, S.D.	1887
HARTZOG, H.	1925-26
HATCHER, Josh	
HAUSWALD, Rob	1995-98
HAWKINS, C.W.	1935-37
HAYES, David	2009
HAYES, Robbie	1993
HAYMAN, David	1993-96
HEARNE, B.	1908-09
HECK, Seth	2014-15
HEGAN, Steve	1991-94
HELD, Mike	1970-72
HENDERSON, Carl	1993
HENDERSON, Demarcus	2012-14
HENDERSON, Gene	1969-72
HENDERSON, Tim	1989-90
HENRY, Chad	2001-02
HENRY, J.B.	1938
HERZOG, Hans	1982-83
HIGHT, F.T.	1936-38
HILDRETH, Brad	1986-89
HILL, Steve	1975-77
HINE, C.R.	1933-35
HINTON, Bill	1951-53
HOBBS, F.M.	1913-14
HOGGARD, Cade	2007-08
HOGUE, Grant	2008-09
HOLDER, Jonathan	2012-14
HOLLAND, Dale	1971-73
HOLLAND, John	2015-16
HOLLAND, W.H.	1925
HOLLINGHEAD, Drew	2009
HOLLY, Chuck	1988-91
HOLMES, B.D.	1919-20
HOLMES, Butch	1972-74
HOLMES, W.T.	1943
HOPE, Darrin	2001
HOPPER, R.C.	1924-26
HOOTEN, David	1994-96
HORNE, L.T.	1931-33
HORNE, Roy	1971
HOUSEL, Matt	2004
HOUSTON, Greg	2007-10
HOUSTON, Zac	2015-16
HOWARD, J.R.	1897
HOWARD, L.J.	1917
HOWARTH, Jim	1967-68
HOWE, Tom	1991-92
HOWELL, H.F.	1923-24
HOWELL, J.E.	1920-22
HUDSON, Dakota	2014-16
HUDSON, E.E.	1902
HUDSON, Ken	1970
HUFFMAN, W.H.	1928-29
HUGHES, Collins	2001
HUGHES, J.E.	1941-42
HUGHES, Noah	2017
HUGHES, T.B.	1923-24
HUMPHREYS, Reid	2014-16
HUMPHRIES, C.D.	1906
HUNTER, Jeff	2000-01
HUNTER, Joseph	2003-06
HURST, Jody	1987-89
HUTCHINSON, Dudley	1959-61
HUTTO, Brad	2001
HUTTON, Doug	1963-64
I	
INGRAM, David	1975-76
INTORCIA, Trent	1983-86
IRVIN, Bruce	1971-72
IVY, S.R.	1940
J	
JACKSON, Jeremy	1995-98
JAMES, Keegan	2016, 18-19
JAMES, Nelson	1968
JANOUS, Frank	1960
JASZCZAK, Steve	1994
JENKINS, Ben	1994-96
JENKINS, J.C.	1890-91

JENNINGS, J.M.	1909-11
JENNINGS, Morley	1910-12
JENNINGS, W.J.	1885-88
JETER, Robbin	1982-83
JOBS, Tracy	1987-90
JOHNSON, Alan	2003-05
JOHNSON, Billy	1948
JOHNSON, Floyd	1948-51
JOHNSON, J.H.	1940
JOHNSON, Joel	1985-86
JOHNSON, Josh	2004-07
JOHNSON, C.D.	1959-61
JOHNSON, Roy	1892
JOHNSON, Trey	2010-11
JOHNSON, Van	1995-98
JOHNSON, W.B.	1923-24
JOHNSON, W.E.	1947-48
JOHNSON, Wes	1987-88
JOINER, Mark	1975
JOLLY, Trey	2017
JONES, Brad	2003-06
JONES, Brantley	1967-70
JONES, Brayden	2012
JONES, Devin	2009-11
JONES, Enrico	1999-2002
JONES, Hayden	2019
JONES, R.	1917-18
JONES, Robert	1950-51
JONES, Ron	1963-64
JONES, Tyler	2004
JORDAN, Landon	
JORDAN, Rowdey	
K	
KALLAHER, Jim	1974-77
KATEON, Bunky	2005-06
KEE, T.L.	1943
KELLEY, Mike	1976-79
KELLY, O.G.	1895
KELLY, Shane	1999-2000
KENNEDY, Kyle	1992-95
KERR, A.P.	1906
KILPATRICK, D.C.	1940
KING, Steve	1984-86
KINNEY, F.G.	1914-15
KINNEY, H.C.	1913-15
KLINDWORTH, M.E.	1920-22
KLIPSTEIN, Dave	1979-82
KLYCE, F.W.	1940
KNOST, W.A.	1911
KNOTT, Jon	1998-2001
KOCOL, Bobby	1978-79
KOMP, George	1975
KOON, Jared	2007
KOTOWSKI, Tony	1950
KRAUSSE, Dave	1967
KRUGER, Jack	2016
KURTZ, Ken	1979
L	
LACHER, Jeff	2001-04
LAKE, W.A.	1885-89
LALOR, John	2005-08
LAMB, J.T.	1931
LAMON, Fred	1950-52
LANGSTON, Lloyd	1961-63
LANINFA, Brian	2004-07
LANN, H.T.	1896
LARSON, Adam	1999-2001
LASTER, Lucas	2014-15
LATHON, Ed	1967
LAVERNE, L.C.	1929
LAWHORN, A.F.	1941-42
LAZORKO, Jack	1977-78
LEA, Matt	2006
LEE, Ken	1976-77
LEE, M.E.	1916-19
LEE, Richard	1995-98
LENOIR, R.L.	1930
LENOIR, S.P.	1907-09
LEWIS, Brent	2001-03
LEWIS, Brooks	2007-09

LEWIS, C.P.	1915
LIEBELT, Jared	2018-19
LILLY, C.E.	1903
LINDGREN, Jacob	2012-14
LITTELL, Eric	1973-75
LITTLE, H.S.	1921-22
LITTON, Doug	1953-54, 57-58
LOCKE, Bobby	1983-84
LOE, Terry	1979-81
LOEWER, Carlton	1992-94
LOEWER, C.D.	1925-26
LONG, Casey	2001-02
LOPER, Harold	1915
LOTTERHOS, Chris	1998-99
LOVELADY, Josh	2015, 17
LOWE, Nathaniel	2016
LOWTHER, David	1979-80
LUBY, Harvey	1972, 74-75
LUCADO, J.S.	1930
LUCAS, W.Y.	1907-09
LUMSDEN, G.R.	1937-38
LUSK, Kelly	1955
LYLE, T.D.	1918
LYONS, Eddie	1991-94
LYONS, Rathel	1920
LYONS, Roy	1918-20
M	
MACKIN, Jeff	1991-94
MacNAMEE, Elijah	2017-19
MAGEE, W.J. Jr.	1912-14
MAGRUDER, F.H.	1910-12
MAHAN, Russ	1989
MAHER, Buddy	1977-78
MAHOLM, Paul	2001-03
MAHONEY, Andrew	2017
MALONE, Jack	1986
MALONEY, Chris	1982-83
MANGUM, Jake	2016019
MANISCALCO, Matthew	2000-03
MARKS, G.S. Jr.	1946
MARRERO, Elih	2016
MARSH, Cole	2018
MARSLAND, David	1993
MARTIN, E.C.	1898
MARTIN, G.W.	1924
MARTIN, Mike	1986-88
MARTIN, Ty	1999-2000
MARTIZ, Billy	1980-81
MASTERS, Burke	1987-90
MATTHEWS, Bobo	1954
MATTHEWS, H.H.	1897
MATTHEWS, Joel	1993
MATTHEWS, W.M.	1895
McBEATH, W.K.	1942
McCAIN, B.H.	1918
McCANN, Howie	1977-78
McCANN, Mike	1983-84
McCARGO, R.W.	1906-09
McCASKILL, Joseph	2004-07
McCLELLAN, J.W.	1907-10
McCLELLAN, W.S.	1927-29
McCOOL, Bob	1963-64
McCOOL, J.	1902
McCRANEY, Mike	1985-87
McCULLOUGH, Tom	1977-78
McDERMOTT, R.J.	1911-12
McDONALD, John	1977-80
McDONALD, Roark	1984-86
McDOUGAL, L.C.	1943
McDUFFEE, W.C.	1930-31
McGEE, Ken	1967-69
McGRATH, Ryan	1997-2000
McKAY, D.P.	1886-87
McKISSICK, Clovis	1956
McMAHON, David	1988
McMAHON, R.J.	1938-39
McNAIR, Don	1957-59
McNALLY, James	1954-57
McNEIL, T.Y.	1897-98
McQUARRY, Denver	2017-18
McRANEY, Will	1983-86





McVEY, E.A. Jr.	1938-39
McWILLIAMS, J.W.	1887-89
McWILLIAMS, W.R.	1917
MEADOWS, Wayne	1962-64
MEDDERS, Brandon	2000-01
MERRIMAN, Jerry	1960-61
METTS, A.C.	1903-04
MILEY, Bill	1968-69
MILLER, J.W.	1925
MILLER, Tom	1969
MILLER, W.S. Jr.	1942-43
MILLS, R.	1910
MILNER, Sammy	1970
MILTON, Ted	1969-72
MIMS, Tommy	1970
MINOR, H.A.	1899
MINOR, H.D.	1886-87
MINOR, Longstreet	1905-06
MINTZ, Levi	2015
MITCHELL, Bennie	1905-09
MITCHELL, David	1988-90
MITCHELL, Evan	2011-13
MITCHELL, John	1984-87
MITCHELL, M.B.	1920-22
MITCHELL, Monroe	1955-57
MITCHELL, Ross	2012-15
MITCHELL, Scott	1987-90
MITCHELL, Willie	1905-09
MITCHELL, W.M.	1942
MOHON, Bobby	1952-54
MONROE, Curtis	1952-53
MONTGOMERY, Bill	1974-76
MONTGOMERY, E.	1885, 88-91
MONTGOMERY, Frank	1961-63
MONTGOMERY, S.	1885-90
MOON, H.H.	1885
MOORE, C.H.	1931-32
MOORE, Earl	1892-93
MOORE, Forrest	2008
MOORE, Tyler	2008
MORELAND, Mitch	2005-07
MORGAN, Gene	1984-85
MORGAN, H.C.	1939-40
MORLOCK, Allen	1981-82
MORRIS, Pat	1955-56
MORRIS, W.	1903-04
MORTON, W.E.	1902
MULDROW, H.L.	1890-91
MULLINO, Ray	1985-86
MUNDIE, Don	1979-81
MUNGLE, Jon	2002-03
MURCH, Red	1897
MURPHY, B.J.	1942-43
MURPHY, Dan	1950-52
MURPHY, Terry	1954-57
MYER, C.S.	1922-24
MYERS, J.S.	1912
MYLES, Harold	1982-84
MYRICK, Bobby	1971-74

## N

NACE, Todd	1988
NAIL, Braxton	1953-55
NAPPI, Jason	2008-09
NASH, H.R.	1927
NEAL, W.S. Jr.	1902
Neff, Zach	2018
NEIL, George	1915
NESTER, Arthur	1960-62
NEVILLE, Tommy	1963-64
NEWMAN, Doug	1994-95
NICHOLAS, Todd	2001-03
NICHOLS, Aubrey	1962-64
NIOLET, H.L.	1946
NIX, J.C.	1938
NIXON, V.D.	1937-38
NOBLE, C.R. Dudy	1913-15
NOBLE, P.A.	1926-28
NORMAN, Rob	1988-91
NORRIS, Daryl	2011-13
NORTON, Ronnie	1961-63

## O

OAKLEY, G.E.	1931
OBRADOVICH, Mark	2000
OGDEN, Jonathan	2010-11
OLIVER, Dale	1961-62
OWEN, Joe	1970-72
OWENS, Brian	2002-03

## P

PACE, Paxton	2009
PADGETT, Jared	2016
PALMEIRO, Rafael	1983-85
PALMER, Coker	1968-69
PAPELBON, Jonathan	2001-03
PAPPENHEIMER, W.A.	1929-30
PARADDOA, Dan	1986-87
PARENTON, Tim	1982-84
PARKER, Bob	1983-84
PARKER, F.W.	1897-99
PARKER, Guy	1960-62
PARKER, Jackie	1953
PARKER, John Ed	1955
PARKER, T.I.	1919-22
PARKS, Jarrod	2009-11
PARKS, Lee	1999-2002
PARVIN, Dave	1960
PASSEAU, Claude	1964-66
PATTERSON, J.E.	1915
PATTERSON, R.L.	1942
PATTON, Barry	1995-98
PATTON, George	1966-68
PATTY, H.L.	1898-99
PAUL, Billy	1952
PAVLOU, Larry	1976-79
PAXTON, A.H.	1942
PEARCE, J.B.	1931
PEARSON, M.T.	1913-14
PEARSON, Winston	2002-03
PEARTROSS, J.T.	1918
PEEL, R.L.	1923-25
PEEPLES, Matt	1997-98
PENER, Alex	2018
PEPPER, R.H.	1917-19
PERKINS, David	1991-94
PERKINS, E.G.	1933-35
PERRY, G.D.	1919
PETRULIS, Paul	1991-93
PHARES, David	1970-71
PHILLIPS, Mickey	1960
PIATT, Adam	1995-97
PIGOTT, Justin	2005-08
PILKINGTON, Konnor	2016-18
PILLOW, G.D.	1936
PINKERTON, Wayne	1972-75
PINSON, T.C.	1946
PIRTLE, Brett	2013-14
PITTMAN, J.N.	1946
PLUMLEE, Peyton	2017, 19
POGUE, C.M.	1946
POLK, Scott	1995-99
POLK, Steve	1989-90
POLLORENA, Luis	2011-13
POOLE, Tanner	2017-18
POPE, Don	1960-61
PORTER, Jay	1981-83
PORTER, Trey	2012-13
PORTERA, Andy	1962-63
PORTERA, Frank	1965-67
POTTER, F.E.	1913-15
POTTS, Jocko	1967-70
POWELL, Jay	1991-93
POWER, Frank	1954-57
POWER, Mark	1995-97
POWERS, Connor	2007-10
POWERS, Ryan	2008-09
PRATHER, R. Jr.	1902-04
<b>PRICE, Spencer</b>	<b>2017-present</b>
PRIESTER, R.L.	1926-28
PRIESTER, V.D.	1940-41
PRITCHARD, Lamar	1971-72, 74
PROFFITT, Mike	1969-72
PRUETT, Jim	1957-59

PRUSER, Mike	1980
PRYOR, R.M. Jr.	1943
PURVIS, Russell	1960

## Q

QUINN, Tom	1990-92
------------	---------

## R

RAFFO, Tommy	1987-90
RAMSEY, Saunders	2003-05
RANDOLPH, Zack	2014
RATH, Gary	1992-94
RAWDOW, Frank	2009
RAWLS, R.D.	1921-23
RAY, Carl	1960
RAY, T.J.	1886-87
REA, Jeffrey	2004-07
REA, Wes	2012-15
REAGAN, Josh	1978-79
REDD, Ricky Joe	1992-95
REDDEN, O.S.	1928
REED, Bobby	1988-90
REED, Caleb	2009-12
REED, R.E.	1939
REEDER, Claude	1963-65
REID, W.D.	1905-06
REINIKE, Chris	1997-98
REINSTETLE, Dwight	1972
RENFROE, Hunter	2011-13
REYES, Louis	1974
REYNOLDS, Luke	2015
RHODES, Joe	1950
RICE, Andy	2006-08
RICHARDSON, Matt	2006-07
RIDDLE, Larry	1974-75
RIGBY, Ryan	2016
ROBBINS, Wayne	1956-58
ROBERDS, W.G.	1905-07
ROBERTS, J.M.	1915
ROBINS, E.L.	1890-93, 95
ROBINSON, Don	1975-78
ROBINSON, Don	1950
ROBINSON, Jason	1994
ROBINSON, Jim	1988-90
ROBSON, Jacob	2013, 15-16
ROCK, Jamie	1999-2000
ROGERS, Jeff	1914-15
ROOKER, Brent	2015-17
ROPER, M.A.	1933
RORIE, Bill	1967-70
ROSEBOROUGH, E.H.	1907
ROSSEAU, T.H.	1892-93, 95
ROUTT, Nick	2009, 11-12
ROWAN, C.	1885
RUBY, A.R.	1928-29
RUDD, E.I.	1896-97
RUSSELL, C.E.	1919-20
RUSSELL, C.H.	1908-10
RUSSELL, T.G.	1896-97
RUTLEDGE, Michael	2005-07

## S

SAHLER, Mike	1975
SAUNDERS, H.T.	1898-99
SAUNDERS, W.B.	1917-20
SCARBROUGH, Tyler	2003-04
SCLOSSER, Randy	1979-80
SCHNEIDER, Sonny	1947-50
SCHOENROCK, Bill	1958-60
SCONEAUX, Damian	1996-97
SCOTT, John	1984-86
SELF, T.E.	1947-49
<b>SELF, Riley</b>	<b>2017-present</b>
SEXTON, Austin	2014-16
SHANKS, F.D.	1941-42
SHANNON, C.R.	1890-91, 93
SHARPE, L.K.	1885-89
SHAVE, Jon	1987-90
SHAW, J.V.	1935
SHAW, M.J.	1914-17
SHEFFIELD, Neil	1960-61
SHELLY, John Marc	2013
SHEPHERD, Jaron	2010-11

## HISTORY & HONORS

SHEPHERD, Scott	1975-77
SHEPPARD, Joe	1948-50
SHIELDS, D.A.	1902
SHOWALTER, Nat	1977
SHREWSBERRY, John	1979-81
SHUMAKER, Brad	1996-97
SHUMAKER, Coie	1967-69
SIKES, C.H.	1932-34
SIKES, D.O.	1923
SILVA, Gray	2004
SKELTON, Dustin	2017-19
SLAUTER, Mitch	2012-13
SMALL, Ethan	2016-19
SMITH, Bob	1980
SMITH, Blake	2016-18
<b>SMITH, Brandon</b>	<b>2019-present</b>
SMITH, Charlie	1963-65
SMITH, E.G.	1940-41
SMITH, F.M.	1908-11
SMITH, H.	1899
SMITH, H.E. Jr.	1934-35
SMITH, Herman	1946
SMITH, Mike	1977-78
SMITH, Mike	2015-16
SNEED, Russ	2007-10
SNYDER, H.L.	1943-47
SOTTILE, Lou	1980-81
SPARKMAN, Sparky	1997-98
SPEED, David	1965-66
SPENCER, A.L.	1919
SPICA, Rick	1971-72
SPRAGGINS, H.F. Jr.	1940-42
SPRING, Tyler	2019
SPRUIELL, Matt	2015
STANTON, Bill	1956
STARK, Taylor	2011
STARK, W.	1902
STATUM, Bobby	1975
STATZ, Tim	2011
STEVENSON, R.V.	1911
STEWART, M.M.	1939
STILL, Phil	1968-71
STINSON, E.B.	1888-89
STOVALL, Hunter	2016-18
STOVALL, W. D. R.	1920-21
STRAITS, John	1994-95
STRATTON, Chris	2010-12
STRINGER, J.I.	1925-26
STRINGER, W.L. Jr.	1934-35
STUART, C.E.	1925-27
STUBBS, A.B.	1936-38
STUBBS, A.F.	1937
STUBBS, H.T.	1939-40
SUSCE, Steve	1979-81
SUTTON, R.T.	1939
SWINDLE, Lee	2008-09

## T

TACKETT, Daniel	2004-05
TANKSLEY, Scott	1993-95
T AQUINO, Michael	2000
TATUM, Craig	2003-04
TATUM, Ken	1964-66
TATUM, Vance	2014-16
TAYLOR, L.B.	1932-33
TAYLOR, Mark	1981-82
TERRY, Brian	1997-2000
THIESEN, Gator	1984-85
THIGPEN, Bobby	1984-85
THIGPEN, Wes	2010-11
THOMPSON, E.T.	1930-32
THOMPSON, Jerry	1969-71
THOMPSON, L.R.	1926-28
THOMPSON, W.L.	1897
THOMS, Hank	1997-99
THOMS, Josh	2002-04
THOMS, Lake	1998-99
THOMS, Rusty	1995-98
TILLER, T.E. Jr.	1946
TINSLEY, Brooks	2006
TOMKINS, Larry	1994-95
TORRES, Pete	1978-79



# HISTORY & HONORS

TOWNES, R.B.	1919
TRIBOLET, Scott	1994-95
TROTTER, G.P.	1903-07
TRUITT, J.F.	1942
TUCKER, J.B.	2002-03
TURCOTTE, Louis	1976
TURNER, Brandon	2007-08
TURNER, Charles	1957-59
TURNER, I.S.	1922-25

## U

UNDERWOOD, Bee	1933-34
UNSER, Del	1964-66
UTTERBACK, W.E.	1891

## V

VALENTINE, Mike	2005-07
VAN CLEVE, Dan	1982-85
VANDEVERE, D.C.	1929-31
VANSAU, Hunter	2017-18
VAUGHN, Jack	1956
VAUGHN, J.S.	1924
VEAZEY, J.C.	1897
VENABLE, J.C.	1943
VICKERSON, Jake	2014-15
VICKERSON, Nick	2010-11
VOSS, David	1970-72

## W

WADDELL, Trent	2015
WAITS, F.A.	1932-34
WALKER, Cody	2014-15
WALKER, Gerald	1951-53
WALLACE, B.J.	1990-92
WALLACE, Glenn	1967-69
WALTERS, Barry	1996-98
WALTERS, J.F.	1935-37
WALTON, F.L.	1910
WARBURTON, John	1991
WARD, R.B.	1936-38
WASHINGTON, Gary	1965-67
WASHINGTON, Manuel	1967-69
WATSON, C.C.	2010
WATTS, Lee	1946, 48-49
WAX, H.O.	1918
WAX, J.A.	1931
WEATHERFORD, Aaron	2006-08
WEAVER, Trent	1986
WEAVER, Tri	1985-86
WEBB, Ben	1986
WEBB, J.W.	1928-29
WEDDELL, F.J.	1890-93
WEEEMS, J.L.	1934
WEISHEIM, Tim	1978-79
WELLS, Harold	1952-53
WENDTLAND, Wal	1975-76
WENTZ, Bob	1953
WESSON, Jared	2009
WEST, Josh	1998-2001
<b>WESTBURG, Jordan</b>	<b>2018-present</b>
WHEELER, Brett	1996-98
WHEELER, J.O.	1885
WHEELER, M.J.	1906
WHITE, Colby	2019
WHITE, J.N.	1919-20
WHITE, Pete	1980-83
WHITNEY, Tyler	2007-10
WHITTEN, L.H.	1907-09
WIENIEWITZ, Spud	1973-74
WIESE, Brian	1996-99
WILDER, E.	1917-18
WILFORD, F.C.	1941
WILLCUTT, Jason	1998-99
WILLCUTT, Jimmy	1962-64
WILLIAMS, Charlie	1953-55
WILLIAMS, Drew	1991-94
WILLIAMS, Jesse	1955-56
WILLIAMS, Julian	1954
WILLIAMS, Lee	1950-52
WILLIAMS, W.J.	1910
WILLINGHAM, Phillip	1998-2001
WILLOUGHBY, Gary	1975-77
WILSON, Joe	1955-56

WINFORD, Barry	1986-89
WINFORD, Ron	1987-89
WINKLER, Brad	1980-83
WILSON, Andy	2004-08
WILSON, Joe	1954
WOMACK, S.K.	1919
WOOD, H.E.	1937-39
WOOD, W.T. Jr.	1936-38
WOODRUFF, Brandon	2012-14
WOOTEN, Josh	2000-01
WREN, Cliff	1999
WRIGHT, Daron	1999-2000
WRIGHT, Ernie	1989

## Y

YARBROUGH, Greg	1968
YEATES, C.W.	1892-93, 95
YEATES, E.D.	1896-97, 99
YEATES, N.	1905
YILLING, Fred	1968-70
YOUNG, Chris	2000-02
YOUNG, Glen	1981-82
YOUNG, Paul	2016
YOUNG, Pete	1987-89

## Z

ZELMER, Dan	1982-84
-------------	---------



# STATE TO THE SHOW

## MAJOR LEAGUE BASEBALL

(61 Diamond Dawgs have appeared in Major League Baseball)

### GLEN "LEFTY" BOLTON | 1B

**MSU Career:** 1924-26  
**Teams:** Cleveland (1928)  
**MLB Debut:** Sept. 21, 1928 (vs. WSH)  
**Final MLB Game:** Sept. 30, 1928 (vs. BOS)  
**Notes:** Both career hits were triples.

YEAR	G	AB	H	HR	RBI	AVG
1928-CLE	4	13	2	0	0	.154
One Year	4	13	2	0	0	.154

### JIMMY BRAGAN | COACH

**MSU Career:** 1947-50 (player), 1957 (head coach)  
**Teams:** Cincinnati (1967-69), Montreal (1970-72), Milwaukee (1976-77)  
**Notes:** Managed Class D Bluefield Dodgers (1957)...Served as scout with Cincinnati Reds (1958-66) and then joined major league club as first base coach...Also managed Expos' Triple-A Winnipeg Whips (1971)...President of the Double-A Southern League from 1981-94.

### JEFF BRANTLEY | P

**MSU Career:** 1982-85  
**Teams:** San Francisco (1988-93), Cincinnati (1994-97), St. Louis (1998), Philadelphia (1999-2000), Texas (2001)  
**MLB Debut:** Aug. 5, 1988 (vs. ATL)  
**Final MLB Game:** May 23, 2001 (vs. TB)  
**Notes:** All-Star (1990)...Rolands Relief Man Award (1996)...Led MLB with 44 saves in 1996...ESPN color commentator and *Baseball Tonight* in-studio contributor (2002-06)...Member of Cincinnati Reds radio broadcast team on Cincinnati Reds Radio Network (2007-present).

YEAR	G-GS	W-L	IP	ERA	SO	SV
1988-SFG	9-1	0-1	20.2	5.66	11	1
1989-SFG	59-1	7-1	97.1	4.07	69	0
1990-SFG	55-0	5-3	86.2	1.56	61	19
1991-SFG	67-0	5-2	95.1	2.45	81	15
1992-SFG	56-4	7-7	91.2	2.95	86	7
1993-SFG	53-12	5-6	113.2	4.28	76	0
1994-CIN	50-0	6-6	65.1	2.48	63	15
1995-CIN	56-0	3-2	70.1	2.82	62	28
1996-CIN	66-0	1-2	71.0	2.41	76	44
1997-CIN	13-0	1-1	11.2	3.86	16	1
1998-STL	48-0	0-5	50.2	4.44	48	14
1999-PHI	10-0	1-2	8.2	5.19	11	5
2000-PHI	55-0	2-7	55.1	5.86	57	23
2001-TEX	18-0	0-1	21.0	5.14	11	0
14 Years	615-18	43-46	859.1	3.39	728	172

### ED CHAPMAN | P

**MSU Career:** 1926-27  
**Teams:** Washington (1933)  
**MLB Debut:** Aug. 6, 1933 (vs. PHA)  
**Final MLB Game:** Oct. 1, 1933 (vs. PHA)

YEAR	G-GS	W-L	IP	ERA	SO	SV
1933-WSH	6-1	0-0	9.0	8.00	4	0
One Year	6-1	0-0	9.0	8.00	4	0

### TRAVIS CHAPMAN | 3B

**MSU Career:** 1997-2000  
**Teams:** Philadelphia (2003)  
**MLB Debut:** Sept. 9, 2003 (vs. ATL)  
**Final MLB Game:** Sept. 9, 2003 (vs. ATL)

YEAR	G	AB	H	HR	RBI	AVG
2003-PHI	1	1	0	0	0	.000
One Year	1	1	0	0	0	.000

### BUBBA CHURCH | P

**MSU Career:** Attendee  
**Teams:** Philadelphia (1950-52), Cincinnati (1952-53), Chicago Cubs (1953-55)  
**MLB Debut:** April 30, 1950 (vs. BSN)  
**Final MLB Game:** May 1, 1955 (vs. PHI)  
**Notes:** Enrolled at Mississippi State in the fall of 1946, before signing a professional contract with Philadelphia.

YEAR	G-GS	W-L	IP	ERA	SO	SV
1950-PHI	31-18	8-6	142.0	2.73	50	1
1951-PHI	38-33	15-11	247.0	3.53	104	1
1952-PHI/CIN	31-23	5-9	158.1	4.55	50	0
1953-CIN/CHC	38-19	7-8	148.0	5.29	59	1
1954-CHC	7-3	1-3	14.2	9.82	8	0
1955-CHC	2-0	0-0	3.1	5.40	3	1
Six Years	147-96	36-37	713.1	4.10	274	4

### WILL CLARK | 1B

**MSU Career:** 1983-85  
**Teams:** San Francisco (1986-93), Texas (1994-98), Baltimore (1999-2000), St. Louis (2000)  
**MLB Debut:** April 8, 1986 (vs. HOU)  
**Final MLB Game:** Oct. 1, 2000 (vs. CIN)  
**Notes:** Six-time All-Star (1988-92, 94)...Two-time Silver Slugger (1989, 1991)...Gold Glove (1991), 1989 NLCS MVP...No. 2 in 1989 NL MVP voting...Hit home run in professional debut and final game...Hit home run in first-career at-bat, facing Hall of Fame pitcher Nolan Ryan.

YEAR	G	AB	H	HR	RBI	AVG
1986-SFG	111	408	117	11	41	.287
1987-SFG	150	529	163	35	91	.308
1988-SFG	162	575	162	29	109	.282
1989-SFG	159	588	196	23	111	.333
1990-SFG	154	600	177	19	95	.295
1991-SFG	148	565	170	29	116	.301
1992-SFG	144	513	154	16	73	.300
1993-SFG	132	491	139	14	73	.283
1994-TEX	110	389	128	13	80	.329
1995-TEX	123	454	137	16	92	.302
1996-TEX	117	436	124	13	72	.284
1997-TEX	110	393	128	12	51	.326
1998-TEX	149	554	169	23	102	.305
1999-BAL	77	251	76	10	29	.303
2000-BAL/STL	130	427	136	21	70	.319
15 Years	1976	7173	2176	284	1205	.303

### HUGH CRITZ | 2B

**MSU Career:** 1919-20  
**Teams:** Cincinnati (1924-30), New York Giants (1930-35)  
**MLB Debut:** May 31, 1924 (vs. SLB)  
**Final MLB Game:** Sept. 27, 1935 (vs. BSN)  
**Notes:** World Series champion (1933)...Scored eventual winning runs in first two games of 1933 World Series...Finished No. 2 in 1926 NL MVP voting and No. 4 in 1928.

YEAR	G	AB	H	HR	RBI	AVG
1924-CIN	102	413	133	3	35	.322
1925-CIN	144	541	150	2	51	.277
1926-CIN	155	607	164	3	79	.270
1927-CIN	113	396	110	4	49	.278
1928-CIN	153	641	190	5	52	.296
1929-CIN	107	425	105	1	50	.247
1930-CIN/NYG	152	662	172	4	61	.260
1931-NYG	66	238	69	4	17	.290
1932-NYG	151	659	182	2	50	.276
1933-NYG	133	558	137	2	33	.246
1934-NYG	137	571	138	6	40	.242
1935-NYG	65	219	41	2	14	.187
12 Years	1478	5930	1591	38	531	.268



# MAJOR LEAGUE BASEBALL

## ERIC DUBOSE | P

**MSU Career:** 1995-1997

**Teams:** Baltimore (2002-06)

**MLB Debut:** Sept. 19, 2002 (vs. TOR)

**Final MLB Game:** April 7, 2006 (vs. BOS)

YEAR	G-GS	W-L	IP	ERA	SO	SV
2002-BAL	4-0	0-0	6.0	3.00	4	0
2003-BAL	17-10	3-6	73.2	3.79	44	0
2004-BAL	14-14	4-6	74.2	6.39	48	0
2005-BAL	15-3	2-3	29.1	5.52	17	0
2006-BAL	2-0	0-0	4.2	9.64	2	0
Five Years	52-27	9-15	188.1	5.21	115	0

## ED EASLEY | C

**MSU Career:** 2005-07

**Teams:** St. Louis (2015)

**MLB Debut:** May 29, 2015 (vs. LAD)

**Final MLB Game:** Oct. 4, 2015 (vs. ATL)

YEAR	G	AB	H	HR	RBI	AVG
2015	4	6	0	0	1	.000
One Year	4	6	0	0	1	.000

## SAMMY ELLIS | P/COACH

**MSU Career:** 1961

**Teams (player):** Cincinnati (1962, 64-67), California (1968), Chicago [AL] (1969)

**Teams (coach):** New York [AL] (1983-84; 1986), Chicago [AL] (1989-91), Chicago [NL] (1992), Seattle (1993-94), Boston (1996), Baltimore (2000)

**MLB Debut (player):** April 14, 1962 (vs. SFG)

**Final MLB Game (player):** June 8, 1969 (vs. NYY)

**Notes:** All-Star (1965).

YEAR	G-GS	W-L	IP	ERA	SO	SV
1962-CIN	8-4	2-2	28.0	6.75	27	0
1964-CIN	52-5	10-3	122.1	2.57	125	14
1965-CIN	44-39	22-10	263.2	3.79	183	2
1966-CIN	41-36	12-19	221.0	5.29	154	0
1967-CIN	32-27	8-1	175.2	3.84	80	0
1968-CAL	42-24	9-10	164.0	3.95	93	2
1969-CHW	10-5	0-3	29.1	5.83	15	0
Seven Years	229-140	63-58	1004.0	4.15	677	18

## BOBBY ETHERIDGE | 3B

**MSU Career:** 1961

**Teams:** San Francisco (1967, 1969)

**MLB Debut:** July 16, 1967 (vs. CHC)

**Final MLB Game:** Oct. 2, 1969 (vs. SDP)

YEAR	G	AB	H	HR	RBI	AVG
1967-SFG	40	115	26	1	15	.226
1969-SFG	56	131	34	1	10	.260
Two Years	96	246	60	2	25	.244

## RAGS FAIRCLOTH | P

**MSU Career:** 1911-12

**Teams:** Philadelphia (1919)

**MLB Debut:** May 6, 1919 (vs. BRO)

**Final MLB Game:** May 15, 1919 (vs. PIT)

YEAR	G-GS	W-L	IP	ERA	SO	SV
1919-PHI	2-0	0-0	2.0	9.00	0	0
One Year	2-0	0-0	2.0	9.00	0	0

## DAVID "BOO" FERRISS | P

**MSU Career:** 1941-42

**Teams:** Boston (1945-50)

**MLB Debut:** Aug. 29, 1945 (vs. PHA)

**Final MLB Game:** April 18, 1950 (vs. NYY)

**Notes:** Two-time All-Star (1945-46); 1945 All-Star selection came during rookie year...Led MLB in win percentage (.806) in 1946...Finished No. 4 in 1945 AL MVP voting...Threw complete game shutout in major league debut.

YEAR	G-GS	W-L	IP	ERA	SO	SV
1945-BOS	35-31	21-10	264.2	2.96	94	2
1946-BOS	40-35	25-6	274.0	3.25	106	3
1947-BOS	33-28	12-11	218.1	4.04	64	0
1948-BOS	31-9	7-3	115.1	5.23	30	3
1949-BOS	4-0	0-0	6.2	4.05	1	0
1950-BOS	1-0	0-0	1.0	18.00	1	0
Six Years	144-103	65-30	880.0	3.64	296	8

## ADAM FRAZIER | IF/OF

**MSU Career:** 2011-13

**Teams:** Pittsburgh (2016-PRESENT)

**MLB Debut:** June 24, 2016 (vs. LAD)

**Notes:** Pittsburgh Pirates Heart and Hustle Award (2017).

YEAR	G	AB	H	HR	RBI	AVG
2016-PIT	66	146	44	2	11	.301
2017-PIT	121	406	112	6	53	.276
2018-PIT	113	318	88	10	35	.277
2019-PIT	152	554	154	10	50	.278
Four Years	452	1424	398	28	149	.279

## CHAD GIRODO | P

**MSU Career:** 2010-13

**Teams:** Toronto (2016)

**MLB Debut:** April 26, 2016 (vs. OAK)

YEAR	G-GS	W-L	IP	ERA	SO	SV
2016-TOR	14-0	0-0	10.1	4.35	5	0
One Year	14-0	0-0	10.1	4.35	5	0

## MATT GINTER | P

**MSU Career:** 1996-97

**Teams:** Chicago [AL] (2000-2003), New York [NL] (2004), Detroit (2005), Cleveland (2008)

**MLB Debut:** Sept. 1, 2000 (vs. ANA)

**Final MLB Game:** Aug 3, 2008 (vs. MIN)

YEAR	G-GS	W-L	IP	ERA	SO	SV
2000-CHW	7-0	1-0	9.1	13.50	6	0
2001-CHW	20-0	1-0	39.2	5.22	24	0
2002-CHW	33-0	1-0	54.1	4.47	37	1
2003-CHW	3-0	0-0	3.1	13.50	0	0
2004-NYM	15-14	1-3	69.1	4.54	38	0
2005-DET	14-1	0-1	35.0	6.17	15	0
2008-CLE	4-4	1-3	21.0	5.14	12	0
Seven Years	96-19	5-7	232.0	5.43	132	1



## MAJOR LEAGUE BASEBALL

### ALEX GRAMMAS | IF/COACH-MANAGER

**MSU Career:** 1947-49

**Teams (player):** St. Louis (1954-56, 59-62), Cincinnati (1956-58), Chicago [NL] (1962-63)

**Teams (coach):** Pittsburgh (1965-69), Cincinnati (1970-75; 1978), Milwaukee (1976-77), Atlanta (1979), Detroit (1980-1991)

**MLB Debut (player):** April 13, 1954 (vs. CHC)

**Final MLB Game (player):** Sept. 29, 1963 (vs. MLN)

**Notes:** Managed Chicago Cubs' Double-A affiliate Fort Worth Cats (1964)...Managed final five games of Pittsburgh's 1969 season...Part of Cincinnati's 1975 world championship.

YEAR	G	AB	H	HR	RBI	AVG
1954-STL	142	401	106	2	29	.264
1955-STL	128	366	88	3	25	.240
1956-STL/CIN	83	152	37	0	17	.243
1957-CIN	73	99	30	0	8	.303
1958-CIN	105	216	47	0	12	.218
1959-STL	131	368	99	3	30	.269
1960-STL	102	196	48	4	17	.245
1961-STL	89	170	36	0	21	.212
1962-STL/CHC	44	78	16	0	4	.205
1963-CHC	16	27	5	0	0	.185
10 Years	913	2073	512	12	163	.247

YEAR	W-L	PCT.
1969-PIT	4-1	.800
1976-MIL	66-95	.410
1977-MIL	67-95	.414
Three Years	137-191	.418

### KENDALL GRAVEMAN | P

**MSU Career:** 2010-13

**Teams:** Toronto (2014), Oakland (2015-2018), Seattle (2020-PRESENT)

**MLB Debut:** Sept. 5, 2014 (vs. BOS)

YEAR	G-GS	W-L	IP	ERA	SO	SV
2014-TOR	5-0	0-0	4.2	3.86	4	0
2015-OAK	21-21	6-9	115.2	4.05	77	0
2016-OAK	31-31	10-11	186.0	4.11	108	0
2017-OAK	19-19	6-4	105.1	4.19	70	0
2018-OAK	7-7	1-5	34.1	7.60	27	0
Five Years	83-78	23-29	446.0	4.38	286	0

### PAUL GREGORY | P

**MSU Career:** 1928-30

**Teams:** Chicago [AL] (1932-33)

**MLB Debut:** April 20, 1932 (vs. SLB)

**Final MLB Game:** Sept. 24, 1933 (vs. CLE)

YEAR	G-GS	W-L	IP	ERA	SO	SV
1932-CHW	33-9	5-3	117.2	4.51	39	0
1933-CHW	23-17	4-11	103.2	4.95	18	0
Two Years	56-26	9-14	221.1	4.72	57	0

### BUNN HEARN | P

**MSU Career:** 1908-09

**Teams:** St. Louis (1910-11), New York Giants (1913), Pittsburgh Rebels (1915), Boston Braves (1918, 20)

**MLB Debut:** Sept. 17, 1910 (vs. NYG)

**Final MLB Game:** July 2, 1920 (vs. NYG)

YEAR	G-GS	W-L	IP	ERA	SO	SV
1910-STL	5-5	1-3	39.0	5.08	14	0
1911-STL	2-0	0-0	2.2	13.50	1	0
1913-NYG	2-2	1-1	13.0	2.77	8	0
1915-PBS	29-17	6-11	175.2	3.38	49	0
1918-BSN	17-12	5-6	126.1	2.49	30	0
1920-BSN	11-4	0-3	43.0	5.65	9	0
Six Years	66-40	13-24	399.2	3.56	111	0

### JONATHAN HOLDER | P

**MSU Career:** 2012-14

**Teams:** New York [AL] (2016-PRESENT)

**MLB Debut:** Sept. 2, 2016 (vs. BAL)

YEAR	G-GS	W-L	IP	ERA	SO	SV
2016-NYY	8-0	0-0	8.1	5.40	5	0
2017-NYY	37-0	1-1	39.1	3.89	40	0
2018-NYY	60-1	1-3	66.0	3.14	60	0
2019-NYY	34-1	5-2	41.1	6.31	46	0
Four Years	139-2	7-6	155.0	4.30	151	0

### JIM HOWARTH | OF

**MSU Career:** 1967-68

**Teams:** San Francisco (1971-74)

**MLB Debut:** Sept. 5, 1971 (vs. HOU)

**Final MLB Game:** May 19, 1974 (vs. SDP)

YEAR	G	AB	H	HR	RBI	AVG
1971-SFG	7	13	3	0	2	.231
1972-SFG	74	119	28	1	7	.235
1973-SFG	65	90	18	0	7	.200
1974-SFG	6	4	0	0	0	.000
Four Years	152	226	49	1	16	.217

### DAKOTA HUDSON | P

**MSU Career:** 2014-16

**Teams:** St. Louis (2018-PRESENT)

**MLB Debut:** Aug. 4, 2018

**Notes:** St. Louis Cardinals Minor League Pitcher of the Year (2018)...Finished No. 4 in NL Rookie of the Year voting (2019).

YEAR	G-GS	W-L	IP	ERA	SO	SV
2018-STL	26-0	4-1	27.1	2.63	19	0
2019-STL	33-32	16-7	174.2	3.35	136	1
Two Years	59-32	20-8	202.0	3.25	155	1

### ALAN JOHNSON | P

**MSU Career:** 2003-05

**Teams:** Colorado (2011)

**MLB Debut:** April 17, 2011 (vs. CHC)

**Final MLB Game:** April 17, 2011 (vs. CHC)

YEAR	G-GS	W-L	IP	ERA	SO	SV
2011-COL	1-1	0-0	4.0	9.00	3	0
One Year	1-1	0-0	4.0	9.00	3	0

### JON KNOTT | OF

**MSU Career:** 1998-2001

**Teams:** San Diego (2004, 06), Baltimore (2007)

**MLB Debut:** May 30, 2004 (vs. MIL)

**Final MLB Game:** Aug. 1, 2007 (vs. OAK)

YEAR	G	AB	H	HR	RBI	AVG
2004-SDP	9	14	3	0	1	.214
2006-SDP	3	3	0	0	0	.000
2007-BAL	7	14	3	1	4	.214
Three Years	19	31	6	1	5	.194

### JACK LAZORKO | P

**MSU Career:** 1977-78

**Teams:** Milwaukee (1984), Seattle (1985), Detroit (1986), California (1987-88)

**MLB Debut:** June 4, 1984 (vs. BAL)

**Final MLB Game:** Sept. 27, 1988 (vs. MIL)

YEAR	G-GS	W-L	IP	ERA	SO	SV
1984-MIL	15-1	0-1	39.2	4.31	24	1
1985-SEA	15-0	0-0	20.1	3.54	7	1
1986-DET	3-0	0-0	6.2	4.05	3	0
1987-CAL	26-11	5-6	117.2	4.59	55	0
1988-CAL	10-3	0-1	37.2	3.35	19	0
Five Years	69-15	5-8	222.0	4.22	108	2





# MAJOR LEAGUE BASEBALL

## JACOB LINDGREN | P

**MSU Career:** 2012-14

**Teams:** New York [AL] (2015)

**MLB Debut:** May 25, 2015 (vs. LAD)

YEAR	G-GS	W-L	IP	ERA	SO	SV
2015	7-0	0-0	7.0	5.14	8	0
One Year	7-0	0-0	7.0	5.14	8	0

## CARLTON LOEWER | P

**MSU Career:** 1992-94

**Teams:** Philadelphia (1998-99), San Diego (2001, 2003)

**MLB Debut:** June 14, 1998 (vs. CHC)

**Final MLB Game:** June 7, 2003 (vs. MIN)

YEAR	G-GS	W-L	IP	ERA	SO	SV
1998-PHI	21-21	7-8	122.2	6.09	58	0
1999-PHI	20-13	2-6	89.2	5.12	48	0
2001-SDP	2-2	0-2	4.1	24.92	1	0
2003-SDP	5-5	1-2	21.2	6.65	11	0
Four Years	48-41	10-18	238.1	6.12	118	0

## NATE LOWE | P

**MSU Career:** 2016

**Teams:** Tampa Bay (2019)

**MLB Debut:** April 29, 2019 (vs. KCR)

YEAR	G	AB	H	HR	RBI	AVG
2019-TBR	50-36	255	67	7	35	.263
One Year	50-36	255	67	7	35	.263

## JIM LYLE | P

**MSU Career:** 1915

**Teams:** Washington Senators (1925)

**MLB Debut:** Oct. 2, 1925 (vs. BOS)

**Final MLB Game:** Oct. 2, 1925 (vs. BOS)

YEAR	G-GS	W-L	IP	ERA	SO	SV
1925-WSH	1-0	0-0	3.0	6.00	3	0
One Year	1-0	0-0	3.0	6.00	3	0

## PAUL MAHOLM | P

**MSU Career:** 2000-03

**Teams:** Pittsburgh (2005-11), Chicago [NL] (2012), Atlanta (2012-13), Los Angeles [NL] (2014)

**MLB Debut:** June 20, 2005 (vs. SFG)

**Final MLB Game:** May 19, 2010 (vs. ARI)

YEAR	G-GS	W-L	IP	ERA	SO	SV
2005-PIT	6-6	3-1	41.1	2.18	26	0
2006-PIT	30-30	8-10	176.0	4.76	117	0
2007-PIT	29-29	10-15	177.2	5.02	105	0
2008-PIT	31-31	9-9	206.1	3.71	139	0
2009-PIT	31-31	8-9	194.2	4.44	119	0
2010-PIT	32-32	9-15	185.1	5.10	102	0
2011-PIT	26-26	6-14	162.1	3.66	97	0
2012-CHC/ATL	32-31	13-11	189.0	3.67	140	0
2013-ATL	26-26	10-11	153.0	4.41	105	0
2014-LAD	30-8	1-5	70.2	4.84	34	0
10 Years	273-250	77-100	1556.1	4.30	984	0

## CHRIS MALONEY | COACH

**MSU Career:** 1982-83

**Teams:** St. Louis (2012-17)

**Notes:** St. Louis first base coach...Currently Atlanta Braves' Class-AA Mississippi Braves manager (2017-present).

## BRANDON MEDDERS | P

**MSU Career:** 2000-01

**Teams:** Arizona (2005-08), San Francisco (2009-10)

**MLB Debut:** June 20, 2005 (vs. SFG)

**Final MLB Game:** May 19, 2010 (vs. ARI)

YEAR	G-GS	W-L	IP	ERA	SO	SV
2005-ARI	27-0	4-1	30.1	1.78	31	0
2006-ARI	60-0	5-3	71.2	3.64	47	0
2007-ARI	30-0	1-2	29.1	4.30	23	0
2008-ARI	18-0	1-0	19.2	4.58	8	0
2009-SFG	61-0	5-1	68.2	3.01	58	1
2010-SFG	14-0	0-0	15.0	7.20	8	0
Six Years	210-0	16-7	234.2	3.61	175	1

## MONROE MITCHELL | P

**MSU Career:** 1920-22

**Teams:** Washington Senators (1923)

**MLB Debut:** July 11, 1923 (vs. SLB)

**Final MLB Game:** Aug. 29, 1923 (vs. DET)

YEAR	G-GS	W-L	IP	ERA	SO	SV
1923-WSH	10-6	2-4	41.2	6.48	8	2
One Year	10-6	2-4	41.2	6.48	8	2

## WILLIE MITCHELL | P

**MSU Career:** 1905-09

**Teams:** Cleveland (1909-16), Detroit (1916-19)

**MLB Debut:** Sept. 22, 1909 (vs. BOS)

**Final MLB Game:** May 31, 1919 (vs. SLB)

YEAR	G-GS	W-L	IP	ERA	SO	SV
1909-CLE	3-3	1-2	23.0	1.57	8	0
1910-CLE	35-18	12-8	183.2	2.60	102	0
1911-CLE	30-22	7-14	177.1	3.76	78	0
1912-CLE	29-15	5-8	163.2	2.80	94	1
1913-CLE	35-22	14-8	217.0	1.91	141	0
1914-CLE	39-32	11-17	257.0	3.19	179	1
1915-CLE	36-30	11-14	236.0	2.82	149	1
1916-CLE/DET	35-23	9-10	171.1	3.78	84	1
1917-DET	30-22	12-8	185.1	2.19	80	0
1918-DET	1-1	0-1	4.0	9.00	2	0
1919-DET	3-2	1-2	13.2	5.27	4	0
11 Years	276-190	83-92	1632.0	2.88	921	4

## TYLER MOORE | 1B

**MSU Career:** 2008

**Teams:** Washington (2012-15), Miami (2017)

**MLB Debut:** April 29, 2012 (vs. LAD)

**Last MLB Game:** Oct. 1, 2017 (vs. ATL)

YEAR	G	AB	H	HR	RBI	AVG
2012-WSN	75	156	41	10	29	.263
2013-WSN	63	167	37	4	21	.222
2014-WSN	42	91	21	4	14	.231
2015-WSN	97	187	38	6	27	.203
2017-MIA	104	187	43	6	30	.230
Five Years	381	788	180	30	121	.228

## MITCH MORELAND | 1B/OF

**MSU Career:** 2005-07

**Teams:** Texas (2010-2016), Boston (2017-PRESENT)

**MLB Debut:** July 29, 2010 (vs. OAK)

**Notes:** Gold Glove (2016)...All-Star (2018)...World Series champion (2018).

YEAR	G	AB	H	HR	RBI	AVG
2010-TEX	47	145	37	9	25	.255
2011-TEX	134	464	120	16	51	.259
2012-TEX	114	327	90	15	50	.275
2013-TEX	147	462	107	23	60	.232
2014-TEX	52	167	41	2	23	.246
2015-TEX	132	471	131	23	85	.278
2016-TEX	147	460	107	22	60	.233
2017-BOS	149	508	125	22	79	.246
2018-BOS	124	404	99	15	68	.245
2019-BOS	91	298	75	19	58	.252
Ten Years	1137	3706	932	166	559	.251



## MAJOR LEAGUE BASEBALL

### C.S. "BUDDY" MYER | IF

**MSU Career:** 1922-24

**Teams:** Washington Senators (1925-27; 1929-41), Boston (1927-28)

**MLB Debut:** Sept. 26, 1925 (vs. SLB)

**Final MLB Game:** Sept. 24, 1941 (vs. BOS)

**Notes:** Led American League ins tolen bases (1928; 30)...American League batting title (1935; 349)...

Two-time All-Star (1935, 37)...Finished No. 4 in AL MVP voting (1935).

YEAR	G	AB	H	HR	RBI	AVG
1925-WSH	4	8	2	0	0	.250
1926-WSH	132	434	132	1	60	.304
1927-WSH/BOS	148	520	146	2	54	.281
1928-BOS	147	536	168	1	44	.313
1929-WSH	141	563	169	3	82	.300
1930-WSH	138	541	164	2	61	.303
1931-WSH	139	591	173	4	56	.293
1932-WSH	143	577	161	5	52	.279
1933-WSH	131	530	160	4	61	.302
1934-WSH	139	524	160	3	57	.305
1935-WSH	151	616	215	5	100	.349
1936-WSH	51	156	42	0	15	.269
1937-WSH	125	430	126	1	65	.293
1938-WSH	127	437	147	6	71	.336
1939-WSH	83	258	78	1	32	.302
1940-WSH	71	210	61	0	29	.290
1941-WSH	53	107	3	0	9	.252
17 Years	1923	7038	2131	38	848	.303

### BOBBY MYRICK | P

**MSU Career:** 1971-74

**Teams:** New York [NL] (1976-78)

**MLB Debut:** May 28, 1976 (vs. STL)

**Final MLB Game:** May 18, 1978 (vs. ATL)

YEAR	G-GS	W-L	IP	ERA	SO	SV
1976-NYM	21-1	1-1	27.2	3.25	11	0
1977-NYM	44-4	2-2	87.1	3.61	49	2
1978-NYM	17-0	0-3	24.2	3.28	13	0
Three Years	82-5	3-6	139.2	3.48	73	2

### RAFAEL PALMEIRO | 1B

**MSU Career:** 1983-85

**Teams:** Chicago [NL] (1986-88), Texas (1989-93; 1999-2003), Baltimore (1994-98; 2004-05)

**MLB Debut:** Sept. 8, 1986 (vs. PHI)

**Final MLB game:** Aug. 30, 2005 (vs. TOR)

**Notes:** One of five players with 500 HR and 3,000 hits (Hank Aaron, Willie Mays, Eddie Murray, Alex Rodriguez)...No. 13 in career home runs (569)...No. 17 in career RBIs (1,835)...No. 20 in career doubles (585)...No. 29 in career hits (3,020)...Four-time All-Star (1988, 91, 98-99)...Three-time Gold Glove (1997-99)...Two-time Silver Slugger (1998-99)...Sporting News Major League Player of the Year (1999)...Led American League in hits (1990; 191)...Led MLB in doubles (1991; 49)...Led the American League in runs scored (1993; 124).

YEAR	G	AB	H	HR	RBI	AVG
1986-CHC	22	73	18	3	12	.247
1987-CHC	84	221	61	14	30	.276
1988-CHC	152	580	178	8	53	.307
1989-TEX	156	559	154	8	64	.275
1990-TEX	154	598	191	14	89	.319
1991-TEX	159	631	203	26	88	.322
1992-TEX	159	608	163	22	85	.268
1993-TEX	160	597	176	37	105	.295
1994-BAL	111	436	139	23	76	.319
1995-BAL	143	554	172	39	104	.310
1996-BAL	162	626	181	39	142	.289
1997-BAL	158	614	156	38	110	.254
1998-BAL	162	619	183	43	121	.296
1999-TEX	158	565	183	47	148	.324
2000-TEX	158	565	163	39	120	.288
2001-TEX	160	600	164	47	123	.273
2002-TEX	155	546	149	43	105	.273
2003-TEX	154	561	146	38	112	.260
2004-BAL	154	550	142	23	88	.258
2005-BAL	110	369	98	18	60	.266
20 Years	2831	10,472	3,020	569	1835	.288

### JONATHAN PAPELBON | P

**MSU Career:** 2001-03

**Teams:** Boston (2005-11), Philadelphia (2012-15), Washington (2015-2016)

**MLB Debut:** July 31, 2005 (vs. MIN)

**Final MLB game:** Aug. 6, 2016 (vs. SFG)

**Notes:** No. 9 on MLB career saves chart (368)...World Series champion (2007)...Six-time All-Star (2006-09, 12, 15)...No. 2 for American League Rookie of the Year voting (2006)...Owned a 1.00 ERA and 0.82 WHIP with 7 saves in postseason career (27.1 IP).

YEAR	G-GS	W-L	IP	ERA	SO	SV
2005-BOS	17-3	3-1	34.0	2.65	34	0
2006-BOS	59-0	4-2	68.1	0.92	75	35
2007-BOS	59-0	1-3	58.1	1.85	84	37
2008-BOS	67-0	5-4	69.1	2.34	77	41
2009-BOS	66-0	1-1	68.0	1.85	76	38
2010-BOS	65-0	5-7	67.0	3.90	76	37
2011-BOS	63-0	4-1	64.1	2.94	87	31
2012-PHI	70-0	5-6	70.0	2.44	92	38
2013-PHI	61-0	5-1	61.2	2.92	57	29
2014-PHI	66-0	2-3	66.1	2.04	63	39
2015-PHI/WSN	59-0	4-3	63.1	2.13	56	24
2016-WSN	37-0	2-4	35.0	4.37	31	19
12 Years	689-3	41-36	725.2	2.44	808	368

### ADAM PIATT | OF

**MSU Career:** 1995-97

**Teams:** Oakland (2000-03), Tampa Bay (2003)

**MLB Debut:** April 24, 2000 (vs. TOR)

**Final MLB Game:** Sept. 23, 2003 (vs. TOR)

YEAR	G	AB	H	HR	RBI	AVG
2000-OAK	60	157	47	5	23	.299
2001-OAK	36	95	20	0	6	.211
2002-OAK	55	137	32	5	18	.234
2003-OAK/TBR	61	132	30	6	18	.227
Four Years	212	521	129	16	65	.248

### JAY POWELL | P

**MSU Career:** 1991-93

**Teams:** Florida (1995-98), Houston (1998-2001), Colorado (2001), Texas (2002-04), Atlanta (2005)

**MLB Debut:** Sept. 10, 1995 (vs. ATL)

**Final MLB Game:** July 29, 2005 (vs. PIT)

**Notes:** World Series Champion (1997)

YEAR	G-GS	W-L	IP	ERA	SO	SV
1995-FLA	9-0	0-0	8.1	1.08	4	0
1996-FLA	67-0	4-3	71.1	4.54	52	2
1997-FLA	74-0	7-2	79.2	3.28	65	2
1998-FLA/HOU	62-0	7-7	70.1	3.33	62	7
1999-HOU	67-0	5-4	75.0	4.32	77	4
2000-HOU	29-0	1-1	27.0	5.67	16	0
2001-HOU/COL	74-0	5-3	75.0	3.24	54	7
2002-TEX	51-0	3-2	49.2	3.44	35	0
2003-TEX	51-0	3-0	58.2	7.82	3	0
2004-TEX	23-0	1-1	24.0	3.38	17	0
2005-ATL	5-0	0-0	3.1	0.00	1	0
11 Years	512-0	36-23	542.1	4.17	423	22

### GARY RATH | P

**MSU Career:** 1992-94

**Teams:** Los Angeles (1998), Minnesota (1999)

**MLB Debut:** June 2, 1998 (vs. STL)

**Final MLB Game:** June 22, 1999 (vs. CHW)

YEAR	G-GS	W-L	IP	ERA	SO	SV
1998-LAD	3-0	0-0	3.1	10.80	4	0
1999-MIN	5-1	0-1	4.1	11.57	1	0
Two Years	8-1	0-1	8.0	11.25	5	0



# MAJOR LEAGUE BASEBALL

## HUNTER RENFROE | OF

**MSU Career:** 2011-13

**Teams:** San Diego (2016-2019), Tampa Bay Rays (PRESENT)

**MLB Debut:** Sept. 21, 2016 (vs. ARI)

**Notes:** Set San Diego Padres rookie home run (26) record in 2017...Traded to Tampa Bay before 2020 season.

YEAR	G	AB	H	HR	RBI	AVG
2016-SDP	11	35	13	4	14	.371
2017-SDP	122	445	103	26	58	.231
2018-SDP	117	403	100	26	68	.248
2019-SDP	140	440	95	33	64	.216
Four Years	390	1323	311	89	204	.235

## JIM ROBERTS | P

**MSU Career:** 1915

**Teams:** Brooklyn Robins (1924-25)

**MLB Debut:** July 15, 1924 (vs. STL)

**Final MLB Game:** April 16, 1925 (vs. PHI)

YEAR	G-GS	W-L	IP	ERA	SO	SV
1924-BRO	11-5	0-3	25.1	7.46	10	0
1925-BRO	1-0	0-0	1.0	0.00	0	0
Two Years	12-5	0-3	26.1	7.18	10	0

## RAY ROBERTS | P

**MSU Career:** 1917-19

**Teams:** Philadelphia Athletics (1919)

**MLB Debut:** Sept. 12, 1919 (vs. CHW)

**Final MLB Game:** Sept. 26, 1919 (vs. NYY)

YEAR	G-GS	W-L	IP	ERA	SO	SV
1919-PHA	3-2	0-2	14.0	7.71	2	0
One Year	3-2	0-2	14.0	7.71	2	0

## JON SHAVE | 2B

**MSU Career:** 1987-90

**Teams:** Texas (1993, 1999), Minnesota (1998)

**MLB Debut:** May 15, 1993 (vs. CHW)

**Final MLB Game:** Oct. 3, 1999 (vs. ANA)

YEAR	G	AB	H	HR	RBI	AVG
1993-TEX	17	47	15	0	7	.319
1998-MIN	19	40	10	1	5	.250
1999-TEX	43	73	21	4	9	.288
Three Years	79	160	46	1	21	.288

## NAT "BUCK" SHOWALTER | MANAGER

**MSU Career:** 1977

**Teams:** New York [AL] (1992-95), Arizona (1998-2000), Texas (2003-06), Baltimore (2010-18)

**Notes:** Three-time American League Manager of the Year (1994, 2004, 2014)...One of 23 individuals to manage 3,000 games all-time.

YEAR	W-L	PCT.
1992-NYY	76-86	.469
1993-NYY	88-74	.543
1994-NYY	70-43	.619
1995-NYY	79-65	.549
1998-ARI	65-97	.401
1999-ARI	100-62	.617
2000-ARI	85-77	.525
2003-TEX	71-91	.438
2004-TEX	89-73	.549
2005-TEX	79-83	.488
2006-TEX	80-82	.494
2010-BAL	34-23	.596
2011-BAL	69-93	.429
2012-BAL	93-69	.574
2013-BAL	85-77	.525
2014-BAL	96-66	.593
2015-BAL	81-81	.500
2016-BAL	89-73	.549
2017-BAL	75-87	.463
2018-BAL	47-115	.290
20 Years	1551-1517	.506

## HOMER SPRAGINS | P

**MSU Career:** 1940-42

**Teams:** Philadelphia (1947)

**MLB Debut:** Sept. 13, 1947 (vs. CHC)

**Final MLB Game:** Sept. 21, 1947 (vs. NYG)

YEAR	G-GS	W-L	IP	ERA	SO	SV
1947-PHI	4-0	0-0	5.1	6.75	3	0
One Year	4-0	0-0	5.1	6.75	3	0

## CHRIS STRATTON | P

**MSU Career:** 2010-12

**Teams:** San Francisco (2016-2018), Los Angeles [AL] (2019), Pittsburgh (2019-PRESENT)

**MLB Debut:** May 30, 2016 (vs. ATL)

YEAR	G-GS	W-L	IP	ERA	SO	SV
2016-SFG	7-0	1-0	10.0	3.60	6	0
2017-SFG	13-10	4-4	58.2	3.68	51	1
2018-SFG	28-26	10-10	145.0	5.09	112	0
2019-LAA/PIT	35-5	1-3	76.0	5.57	69	0
Four Years	48-36	15-14	213.2	4.63	169	1

## CRAIG TATUM | C

**MSU Career:** 2003-04

**Teams:** Cincinnati (2009), Baltimore (2010-11)

**MLB Debut:** July 21, 2009 (vs. LAD)

**Final MLB Game:** Sept. 25, 2011 (vs. DET)

YEAR	G	AB	H	HR	RBI	AVG
2009-CIN	26	68	11	1	6	.162
2010-BAL	43	114	32	0	9	.281
2011-BAL	31	87	17	0	7	.195
Three Years	100	269	60	1	22	.223

## KEN TATUM | P

**MSU Career:** 1964-66

**Teams:** California (1969-70), Boston (1971-73), Chicago [AL] (1974)

**MLB Debut:** May 28, 1969 (vs. CLE)

**Final MLB Game:** July 1, 1974 (vs. KCR)

**Notes:** No. 4 in American League Rookie of the Year voting (1969)

YEAR	G-GS	W-L	IP	ERA	SO	SV
1969-CAL	45-0	7-2	86.1	1.36	65	22
1970-CAL	62-0	7-4	88.2	2.94	50	17
1971-BOS	36-1	2-4	53.2	4.19	21	9
1972-BOS	22-0	0-2	29.1	3.07	15	4
1973-BOS	1-0	0-0	4.0	9.00	0	0
1974-CHW	10-1	0-0	20.2	4.79	5	0
Six Years	176-2	16-12	282.2	2.93	156	52

## BOBBY THIGPEN | P/COACH

**MSU Career:** 1984-85

**Teams (player):** Chicago [AL] (1986-93), Philadelphia (1993), Seattle (1994)

**Teams (coach):** Chicago [AL] (2013-2016)

**MLB Debut (player):** Aug. 6, 1986 (vs. BOS)

**Final MLB Game (player):** April 27, 1994 (vs. NYY)

**Notes:** All-Star (1990)...Rolands Relief Man Award (1990)...Led MLB saves (57) and appearances (77) in 1990...No. 5 in AL MVP voting (1990)...No. 4 in American League Cy Young voting (1990)...In 2007, he became manager of the Bristol White Sox in the Appalachian League...Managed Chicago White Sox Rookie level Winston-Salem Dash (2009-2011) and Double A Birmingham Barons (2012)...Served as bullpen coach for Chicago White Sox.

YEAR	G-GS	W-L	IP	ERA	SO	SV
1986-CHW	20-0	2-0	35.2	1.77	20	7
1987-CHW	51-0	7-5	89.0	2.73	52	16
1988-CHW	68-0	5-8	90.0	3.30	62	34
1989-CHW	61-0	2-6	79.0	3.76	47	34
1990-CHW	77-0	4-6	88.2	1.83	70	57
1991-CHW	67-0	7-5	69.2	3.49	47	30
1992-CHW	55-0	1-3	55.0	4.75	45	22
1993-CHW/PHI	42-0	3-1	54.0	5.83	29	1
1994-SEA	7-0	0-2	7.2	9.39	4	0
Nine Years	448-0	31-36	568.2	3.43	367	201



MAJOR LEAGUE BASEBALL

**DEL UNSER | OF**  
**MSU Career:** 1964-66  
**Teams:** Washington Senators (1968-71), Cleveland (1972), Philadelphia (1973-74; 79-82), New York [NL] (1975-76), Montreal (1976-78)  
**MLB Debut:** April 10, 1968 (vs. MIN)  
**Final MLB Game:** June 6, 1982 (vs. HOU)  
**Notes:** No. 2 in American League Rookie of the Year voting (1968), World Series champion (1980).

YEAR	G	AB	H	HR	RBI	AVG
1968-WSA	156	635	146	1	30	.230
1969-WSA	153	581	166	7	57	.286
1970-WSA	119	322	83	5	30	.258
1971-WSA	153	581	148	9	41	.255
1972-CLE	132	383	91	1	17	.238
1973-PHI	136	440	127	11	52	.289
1974-PHI	142	454	120	11	61	.264
1975-NYM	147	531	156	10	53	.294
1976-NYM/MON	146	496	113	12	40	.228
1977-MON	113	289	79	12	40	.273
1978-MON	130	179	35	2	15	.196
1979-PHI	95	141	42	6	29	.298
1980-PHI	96	110	29	0	10	.264
1981-PHI	62	59	9	0	6	.153
1982-PHI	19	14	0	0	0	.000
15 Years	1799	5215	1344	87	481	.258

**FRED WALTERS | C**  
**MSU Career:** 1935-37  
**Teams:** Boston (1945)  
**MLB Debut:** April 17, 1945 (vs. NYY)  
**Final MLB Game:** Aug. 9, 1945 (vs. DET)

YEAR	G	AB	H	HR	RBI	AVG
1945-BOS	40	93	16	0	5	.172
One Year	40	93	16	0	5	.172

**SID WOMACK | P**  
**MSU Career:** 1919  
**Teams:** Boston Braves (1926)  
**MLB Debut:** Aug. 15, 1926 (vs. BRO)  
**Final MLB Game:** Aug. 15, 1926 (vs. BRO)

YEAR	G	AB	H	HR	RBI	AVG
1926-BSN	1	3	0	0	1	.000
One Year	1	3	0	0	1	.000

**BRANDON WOODRUFF | P**  
**MSU Career:** 2012-14  
**Teams:** Milwaukee (2017-PRESENT)  
**MLB Debut:** Aug. 4, 2017 (vs. TBR)  
**Notes:** All-Star (2019)...One of three relief pitchers to hit a home run in MLB postseason history (Oct. 12, 2018; NLCS Game One vs. LAD/Clayton Kershaw).

YEAR	G-GS	W-L	IP	ERA	SO	SV
2017-MIL	8-8	2-3	43.0	4.81	32	0
2018-MIL	19-4	3-0	42.1	3.61	47	1
2019-MIL	22-22	11-3	121.2	3.62	143	0
Three Years	49-34	16-6	207.0	3.87	222	1

**CHRIS YOUNG | COACH**  
**MSU Career:** 2000-02  
**Teams:** Philadelphia (2017-PRESENT)  
**Notes:**

**PETE YOUNG | P**  
**MSU Career:** 1987-89  
**Teams:** Montreal (1992-93)  
**MLB Debut:** June 5, 2992 (vs. CHC)  
**Final MLB Game:** July 18, 1993 (vs. LAD)

YEAR	G-GS	W-L	IP	ERA	SO	SV
1992-MON	13-0	0-0	20.1	3.98	11	0
1993-MON	4-0	1-0	5.1	3.38	3	0
Two Years	17-0	1-0	25.2	3.86	14	0

MLB MISCELLANEOUS

MLB ALL-STARs			(Nine players, 25 selections)
PLAYER	SELECTIONS	YEARS	
Will Clark	6	1988, 1989, 1990, 1991, 1992, 1994	
Jonathan Papelbon	6	2006, 2007, 2008, 2009, 2012, 2015	
Rafael Palmeiro	4	1988, 1991, 1998, 1999	
David "Boo" Ferriss	2	1945, 1946	
Buddy Myer	2	1935, 1937	
Jeff Brantley	1	1990	
Sammy Ellis	1	1965	
Mitch Moreland	1	2018	
Bobby Thigpen	1	1990	

\* Nat "Buck" Showalter managed 1995 American League All-Star Team

WORLD SERIES CHAMPIONS			(Five players, Five selections)
YEAR	PLAYER	TEAM	
1933	Hugh Critz	New York Giants	
1980	Del Unser	Philadelphia Phillies	
1997	Jay Powell	Florida Marlins	
2007	Jonathan Papelbon	Boston Red Sox	
2018	Mitch Moreland	Boston Red Sox	

**STATE TO THE SHOW NOTE**  
Eight members of the 2012 MSU team have reached the MLB level, which ties the SEC record for MLB players from one team (2001 LSU & 2010 Florida)



# MAJOR LEAGUE BASEBALL

## MAJOR LEAGUE BASEBALL DRAFT

(160 student-athletes; 208 selections)

Year	Round	Pos.	Student-Athlete (Pick)	Organization
1965	2	OF	Del Unser#	Minnesota
	6*	C	Frank Portera#	St. Louis
	7*	RHP	Frank Chambers#	Baltimore
1966	1+	OF-1B	Del Unser (18th)	Washington
	2	RHP	Ken Tatum	California
	3^	RHP	Frank Chambers#	Oakland
	3	RHP	James Carroll	San Francisco
	4^	C	Frank Portera#	Oakland
	4^	OF-1B	Del Unser#	Pittsburgh
	5+	C	Frank Portera	Atlanta
	6^	OF	Mike Burns	Cleveland
	6^	RHP	Ken Tatum#	Detroit
	6+	RHP	Frank Chambers	Chicago (AL)
	17	RHP	Claude Passeau	Cincinnati
	24	1B	Glenn Lusk	Atlanta
1968	36	1B	Gary Washington#	New York (AL)
	4+	1B	Gary Washington	New York (AL)
1968	8	OF	Jim Howarth, OF	San Francisco
	48	RHP	Glenn Wallace, RHP	Baltimore
1969	3	C	John Fletcher	Boston
	23	OF	Manuel Washington	Los Angeles
	31	C	Fred Yilling	Baltimore
1970	10+	3B	Phil Still#	Baltimore
1971	2+	SS	Bobby Crosswell	Montreal
	9	3B	Phil Still	New York (AL)
1972	15	LHP	Mike Proffitt	St. Louis
	26	OF	Ted Milton#	St. Louis
1973	10^	OF	Ted Milton	California
1974	13	IF	Wayne Pinkerton	Texas
1977	2+	RHP	Jack Lazorko#	New York (AL)
	4^	RHP	James Harris	Cleveland
	5	OF	Nat Showalter	New York (AL)
	17	RHP	Don Robinson	Houston
1978	5	OF	Del Bender	Boston
	11	RHP	Jack Lazorko	Houston
1979	25	LHP	Ken Kurtz	Kansas City
	32	OF	Mike Kelley	Chicago (NL)
1980	26	RHP	Perry Cliburn	Texas
1981	11	OF	Mark Gillaspie	San Diego
	11	RHP	Steve Susce	Pittsburgh
	19	1B	Bruce Castoria#	San Francisco
	20	RHP	Don Mundie	Houston
1982	7	1B	Bruce Castoria	Houston
	15	C	Chuck Bartlett#	Toronto
	29	OF	Dave Klipstein	Milwaukee
1983	9	C	Jay Porter	San Diego
	10	C	Chuck Bartlett	Los Angeles
1984	13	RHP	Jeff Brantley#	Montreal
	15	SS-2B	Gator Thiesen#	New York (AL)
	21	SS	Bob Parker	Houston
1985	1	1B	Will Clark (2nd)	San Francisco
	1	OF	Rafael Palmeiro (22nd)	Chicago (NL)
	4	RHP	Bobby Thigpen	Chicago (AL)
	6	RHP	Jeff Brantley	San Francisco
	10	2B	Gator Thiesen	St. Louis
	21	OF	Dan Van Cleve	Texas
	22	RHP	Gene Morgan	Kansas City
1986	25	RHP	Steve King	Montreal
	25	RHP	Ray Mullino	Chicago (NL)
1987	33	1B	David Mitchell	Atlanta
1988	24	OF	Jody Hurst#	Minnesota
1989	6	RHP	Pete Young	Montreal
	10	OF	Jody Hurst	Detroit
	11	OF	Richie Grayum	Chicago (NL)
	12	C	Barry Winford	Texas
	18	SS	Brad Hildreth	Baltimore
	41	RHP	Bobby Reed#	Chicago (AL)
	56	2B	Jon Shave#	Texas

Year	Round	Pos.	Student-Athlete (Pick)	Organization
1990	3	RHP	Bobby Reed	Texas
	5	2B	Jon Shave	Texas
	8	1B	Tommy Raffo	Miami Miracle
	21	C	Jim Robinson	Chicago (NL)
	22	OF	John Cohen	Minnesota
1991	35	RHP	Tom Quinn, RHP#	San Diego
	30	LHP	Chris George	New York (NL)
1992	1	LHP	B.J. Wallace (3rd)	Montreal
	20	RHP	Chuck Daniel	Chicago (NL)
	44	2B	Charlie Anderson	St. Louis
1993	1	RHP	Jay Powell (19th)	Baltimore
	8	SS	Paul Petrusis, SS	New York (NL)
	24	OF	Ron Brown, OF	Florida
	48	OF	Ricky Joe Redd#	Boston
1994	1	RHP	Carlton Loewer (23rd)	Philadelphia
	2	LHP	Gary Rath	Los Angeles
	44	RHP	Kyle Kennedy#	Seattle
1995	22	RHP	Scott Tanksley	Minnesota
	45	LHP	Brian Clark#	St. Louis
1996	14	RHP	David Hooten	Minnesota
	18	RHP	Keith Dilgard#	Cincinnati
	23	C	Blake Anderson	Colorado
1997	1	LHP	Eric DuBose (21st)	Oakland
	8	3B	Adam Platt	Oakland
	12	SS	Brad Freeman#	Cleveland
	21	OF	Damian Scioneaux	Tampa Bay
	47	LHP	Jeremy Jackson#	New York (NL)
1998	7	SS	Brad Freeman	St. Louis
	8	RHP	Chris Reinike	Cleveland
	10	LHP	Jeremy Jackson	Kansas City
	15	1B	Richard Lee	Toronto
1999	20	C	Barry Patton	Cleveland
	1	RHP	Matt Ginter (22nd)	Chicago (AL)
	9	C	Chris Curry	Chicago (NL)
	9	RHP	Hank Thoms	Boston
2000	10	OF	Brian Wiese	Boston
	25	2B	Chris Lotterhos	Cleveland
	33	1B	Cliff Wren	Los Angeles
	9	LHP	Mark Freed	Chicago (NL)
2001	17	3B	Travis Chapman	Philadelphia
	19	RHP	Justin Estel	Montreal
	20	2B	Ty Martin	Texas
	21	RHP	Ryan Carroll#	Boston
	28	LHP	Kevin Donovan	Philadelphia
	9	RHP	Brandon Medders	Arizona
	13	RHP	Tanner Brock#	Cincinnati
2002	15	RHP	Ryan Carroll#	Boston
	22	RHP	Adam Larson#	Baltimore
	18	RHP	Chris Young	Colorado
2003	40	RHP	Jonathan Papelbon#	Oakland
	1	LHP	Paul Maholm (8th)	Pittsburgh
	4	RHP	Jonathan Papelbon	Boston
	8	SS	Matthew Maniscalco	Tampa Bay
	13	1B	Matthew Brinson	Colorado
	14	3B	Steve Gendron#	San Diego
	21	LHP	Todd Nicholas#	Cincinnati
2004	22	RHP	Jacob Blakeney	Atlanta
	23	OF	Jon Mungle#	Milwaukee
	3	C	Craig Tatum	Cincinnati
2005	13	SS	Steve Gendron	Florida
	24	RHP	Jeff Lacher	Florida
	37	RHP	Jamie Gant#	Montreal
	44	OF	Jon Mungle#	Milwaukee
	50	RHP	Saunders Ramsey#	Florida
2006	2	OF	Brad Corley	Pittsburgh
	29	RHP	Jamie Gant	Houston
	43	LHP	Brooks Dunn#	Chicago (AL)
	46	IF	Thomas Berkery#	Texas
	48	OF	Joseph Hunter#	Cleveland
2006	23	LHP	Brooks Dunn	San Diego
	25	OF	Joseph Hunter	Chicago (AL)
	33	OF	Jeffrey Rea#	Boston





## MAJOR LEAGUE BASEBALL

Year	Round	Pos.	Student-Athlete (Pick)	Organization
2007	1-5	C	Ed Easley (61st)	Arizona
	16	RHP	Josh Johnson	Tampa Bay
	17	1B	Mitch Moreland	Texas
	18	2B	Jeffrey Rea	Chicago (NL)
2008	3	RHP	Aaron Weatherford	Arizona
	12	2B	Brandon Turner	Florida
	16	1B	Tyler Moore	Washington
	27	OF	Jeff Flagg	New York (NL)
	38	RHP	Ricky Bowen#	Cincinnati
	46	OF	Grant Hogue#	Cincinnati
2009	11	1B	Connor Powers#	Los Angeles (NL)
	35	OF	Grant Hogue	Houston
	43	RHP	Ricky Bowen	Cincinnati
2010	21	1B	Connor Powers	San Diego
	26	SS	Jet Butler	New York (NL)
	34	LHP	Tyler Whitney	Seattle
	38	LHP	Forrest Moore	Florida
2011	9	RHP	Devin Jones	Baltimore
	20	2B	Nick Vickerson	Texas
	24	3B	Jarrod Parks	Los Angeles (AL)
	33	OF	Jaron Shepherd	Colorado
2012	1	RHP	Chris Stratton (20th)	San Francisco
	16	LHP	Nick Rottt	Cincinnati
	36	RHP	Kendall Graveman#	Miami
2013	1	OF	Hunter Renfroe (13th)	San Diego
	6	SS	Adam Frazier	Pittsburgh
	8	RHP	Kendall Graveman	Toronto
	9	LHP	Chad Gironi	Toronto
	13	RHP	Evan Mitchell	Cincinnati
	22	IF/RHP	Daryl Norris	Detroit
	23	LHP	Luis Pollorena	Texas
2014	2	LHP	Jacob Lindgren	New York (AL)
	6	RHP	Jonathan Holder	New York (AL)
	11	RHP	Brandon Woodruff	Milwaukee
	23	2B	Brett Pirtle	Detroit
2016	1	RHP	Dakota Hudson (34th)	St. Louis
	7	RHP	Reid Humphreys	Colorado
	7	LHP	Daniel Brown	Milwaukee
	9	OF	Jacob Robson	Detroit
	11	RHP	Zac Houston	Detroit
	13	1B	Nathaniel Lowe	Tampa Bay
	13	C	Gavin Collins	Cleveland
	18	LHP	Vance Tatum	Kansas City
	18	RHP	Austin Sexton	St. Louis
	20	C	Jack Kruger	Los Angeles (AL)
	38	OF	Brent Rooker#	Minnesota
2017	1-5	1B/OF	Brent Rooker (35th)	Minnesota
	11	SS	Ryan Gridley	Oakland
	30	OF	Jake Mangum#	New York (AL)
2018	3	LHP	Konnor Pilkington	Chicago (AL)
	14	RHP	J.P. France	Houston
	21	IF	Hunter Stovall	Colorado
	26	LHP	Ethan Small#	Arizona
	31	LHP	Zach Neff	Minnesota
	32	OF	Jake Mangum#	New York (NL)
2019	32	LHP	Jacob Billingsley	Houston
	1	LHP	Ethan Small	Milwaukee
	4	OF	Jake Mangum	New York (NL)
	6	RHP	Colby White	Tampa Bay
	16	RHP	Trysten Barlow	Colorado
	18	C	Dustin Skelton	Miami
	20	RHP	Jared Liebelt	Arizona
	25	RHP	Keegan James	Colorado
	29	C	Marshall Gilbert	Pittsburgh
	31	RHP	Peyton Plumlee	Houston
	32	RHP	Cole Gordon	New York
	34	1B	Tanner Allen#	Colorado

### NOTES:

\* - June Class AA Selections

^ - January Secondary Phase

+ - June Secondary Phase

# - Did not sign

! - Thomas Berkery, drafted by Texas in 2005 and signed with the Rangers just prior to the 2006 June draft.

Since 1965, there have been 159 different Diamond Dawgs selected a total of 208 times in the Major League Baseball Draft, including a school-record 11 in the 2016 draft.

In 2019, National Pitcher of the Year Ethan Small became the 15th Mississippi State baseball student-athlete taken in the first round of the Major League Baseball Draft. The 28th overall pick by the Milwaukee Brewers, Small was the fifth Diamond Dawg in the last eight years taken in the first round, joining Brent Rooker (2017), Dakota Hudson (2016), Hunter Renfroe (2013) and Chris Stratton (2012).



The largest on-campus facility in college baseball, Dudy Noble Field will see the 54th season of Mississippi State baseball at its current site in 2020. With over 1,600 games played at the venue, the Diamond Dawgs have a .729 winning percentage at the facility, which recently received a \$68-million upgrade.

The field is named in honor of longtime MSU baseball coach, athletics director and ABCA Hall of Famer Clarke Randolph "Dudy" Noble. On April 27, 1998 the facility was renamed Dudy Noble Field, Polk-DeMent Stadium, honoring another ABCA Hall of Famer, former Bulldog skipper Ron Polk, and the late Gordon DeMent, a successful businessman and longtime fan of the Diamond Dawgs from Indianola, Mississippi.

#### THE ORIGIN

From 1929 until 1964, Mississippi State hosted its baseball games at the original on-campus venue, Hardy Field, which was located several hundred yards to the south of the Bulldogs' home football venue, Davis Wade Stadium at Scott Field. The baseball field was closed following the 1964 season to make way for the construction of Dorman Hall and for the next two seasons the Diamond Dawgs played their home games at Redbird Park in Columbus, Mississippi, capturing SEC titles both seasons at their temporary home.

The tin-roofed grandstand and 2,000-seat bleachers from the original Dudy Noble Field were transported to the stadium's present site, which became playable for the 1967 season. Since that time, facility enhancements have followed at a steady pace to make the "Carnegie Hall of College Baseball" one of the finest all-around facilities on the road to Omaha. Among with numerous upgrades, the current site has seen two complete demolitions and reconstructions, the latest occurring during a three-year span from 2017-2019 and opening prior to the start of the 2019 campaign.

#### LEADING THE ATTENDANCE BOOM

With a laundry list of legendary names on its all-time roster, it comes as no surprise that Mississippi State ranks among the nation's attendance leaders year in and year out. The Dudy Noble Field faithful have sold out the reserved seating allotment every season since 1987.

Along with routinely hosting some of the largest crowds in the SEC, ten of the last 12 three-day Super Bulldog Weekend series have drawn more than 25,000 fans.

MSU eclipsed the 200,000 mark in paid attendance at Dudy Noble Field for six-straight seasons between 2012-17, marking the first such occurrence in the program's history. In 2013, the Diamond Dawgs' five-millionth fan walked through the turnstiles at Dudy Noble Field. Since home attendance figures were charted starting in 1976, the "Carnegie Hall of College Baseball" has seen 6,570,338 fans rush through the gates.

In 19 of the last 20 seasons, Mississippi State has averaged 6,000 fans per game, including a record average of 8,899 during the 2019 campaign. Overall, State has eclipsed the 200,000-fan mark 12 times since 2002, with a school-record 373,784 viewing the 2019 home schedule.

Of the top 25 all-time college baseball on-campus attendances, Dudy Noble Field finds itself on the list 19 times, most notably owning the all-time on-campus attendance record of 15,586 on April 12, 2014. The Bulldogs own 15 of the top 16 marks in NCAA on-campus history and are the only NCAA baseball program to boast on-campus attendances of 14,000 or more. The five largest NCAA Super Regional crowds have all assembled in Starkville, Mississippi, as well.

From April 11-13, 2014, the Bulldog faithful flooded the gates at Dudy Noble Field to the tune or 39,181 fans for a three-game series versus Ole Miss. The nearly 40,000 fans on the weekend set an NCAA on-campus attendance record for a three-game series.

Dudy Noble Field has ushered in crowds of 10,000 or better 59 times, including 2007 NCAA Super Regional-record draws of 13,715 and 12,620 for nationally-televised, late-morning games against Clemson. In 2019, the first season of the "New Dude," the Diamond Dawgs garnered crowds of 10,000-plus a school-record 10 times.

Mississippi State has hosted 25 postseason events at the facility, including three NCAA District III Tournaments (1973-75), five SEC tournaments (1979, 81, 83, 88 & 95), 15 NCAA Regionals (1979, 84-85, 87-89, 90, 92, 97, 2000, 03, 13, 16 & 19) and three NCAA Super Regionals (2007, 16 & 19).

#### THE LEFT FIELD LOUNGE

The aura of Mississippi State baseball at Dudy Noble Field is certainly not confined to the loyal legions in the impressive grandstand, pro-style luxury sky suites or luxurious Left Field Lofts.

In fact, some of the more highly-prized seats at Bulldog baseball games are found beyond the outfield fence in the Left Field Lounge™. Waiting lists greet those seeking to purchase one of the 96 outfield lounges in the iconic two-level outfield tailgate.

Once a colorful assortment of pickup trucks, motor homes, and trailers — most equipped with barbecue grills — lined the outfield fence, completing a circle of humanity at Dudy Noble Field. Now, the permanent lounge spaces are connected to the concourse, allowing everyone to stroll through and experience the iconic lounge culture.

What began in the late 1960s as a popular gathering spot for baseball-loving MSU supporters now forms college baseball's largest tailgate party.

#### FACILITY EXPANSION

Over the past five decades many projects have commenced at the current site, including a pair of demolitions and countless upgrades to "The Dude." Of the multiple renovations and advancements, the park was demolished and reconstructed in 1987 and 2018.

Mississippi State hosted its first SEC Baseball Tournament and NCAA Regional in 1979, winning both and advancing to the program's second College World Series, setting attendance marks while opening eyes along the way.

Crowds mushroomed further in the 1980s, as future Major League stars Jeff Brantley, Will Clark, Rafael Palmeiro and Bobby Thigpen led the 1985 Bulldogs to SEC and regional championships, earning MSU's highest national finish at the time, a tie for third place at the College World Series.



## DUDY NOBLE FIELD

The first upgrade to the current site came in 1971, thanks to the generosity of the late E.B. "Dutch" McCool, a former MSU baseball student-athlete and one of the founding fathers of Holiday Inn, Inc., as MSU took the lead in the Southeastern Conference with the installation of a lighting system. The advent of night baseball in Starkville helped build a solid fan base.

Drainage and irrigation systems and an expanded scoreboard with an animation-equipped message center, new batting ranges and an infield tarp became the stadium's next improvements.

It became apparent that support for baseball at State had out-grown the cozy confines of "The Dude" in the mid 1980s. Two years after that magical '85 season, Mississippi State unveiled an impressive \$3.5 million project that made Dudy Noble Field the biggest baseball venue in the Southeastern Conference.

In 1986, the stadium was demolished and rebuilt in less than nine months to be ready for the 1987 season opener. The new venue featured an impressive concrete grandstand structure with 3,700 maroon theater-style seats, an elevated press box, restrooms and ticket, souvenir and concession facilities. The team clubhouse featured a spacious 40-locker dressing room and team area. A pair of 1,500-seat bleachers that once overlooked the end zones at Scott Field, the home of MSU's football Bulldogs, were refurbished and installed along the foul lines, raising seating capacity at Dudy Noble Field to 6,700. The facility was later chosen by Sports Illustrated as the best place to watch college baseball, and it helped ignite a drive to update baseball facilities throughout the SEC and beyond.

The expanded capacity at the stadium also triggered an increase in annual baseball season ticket sales to more than 5,600, virtually assuring Mississippi State's place among national leaders in college baseball attendance annually.

A second permanent concession stand was added in 1989, and a year later, the cinder warning track at the outfield fence was extended to completely encircle the playing surface. That project, along with the installation of a six-foot high padded outfield fence, was made possible by a donation from former MSU All-American and Major League Baseball standout Will Clark.

Best-selling author, MSU alumnus and avid State baseball fan John Grisham donated funding for the next project. In 1993, Grisham's generosity paved the way for the indoor batting tunnel under the first base grandstand. In August 1998, construction got under way on the ambitious project to add 18 sky suites and more than 600 additional chairback seats in the grandstand. With the project completed prior to the 2000 season, the permanent seating capacity at Dudy Noble Field eclipsed the 7,000 mark.

Prior to the start of the 2003 season, 46-foot major league foul poles were added. In 2004, the upgrades to the facility included a new state-of-the-art scoreboard, courtesy of the Henry Mize Foundation, was installed along with new fencing and gates surrounding the main grandstand.

The landscape surrounding the nation's largest on-campus facility grew prior to the 2005 campaign with the completion of the impressive Palmeiro Center and the baseball coaches office complex.

A massive 68,000-square foot, climate-controlled turf indoor practice facility, the Palmeiro Center is located adjacent to Dudy Noble Field. The spacious, \$3.8 million facility was made possible by a generous lead gift of former Bulldog great Rafael Palmeiro and his wife Lynne. The structure features a regulation infield practice area, additional training space and three retractable batting cages.

Nestled between the Palmeiro Center and "The Dude", the baseball coaches complex was made possible by contributions from former Bulldog players Jeff Brantley, Will Clark, Eric DuBose, Paul Maholm, Jay Powell and Bobby Thigpen and former MSU manager James "Bo" McKinnis.

Mississippi State's baseball complex received a boost with the addition of the Bryce Griffis Boardroom, a \$1.5 million, meeting/banquet hall extension on the south end of the Palmeiro Center. The facility features banquet seating for approximately 350.

From 2009-12, facility upgrades totaling more than \$2 million include an expanded state-of-the-art high definition video board, the addition of a new drainage and irrigation system, a new carpet of natural sod and infield dirt, and expanded dugouts.

Even the grandstand got a bit grander with a resurfacing and repainting project. The endeavor was topped off with all-new cupholder-equipped maroon chairback seats. Prior to the start of the 2012 campaign, work was completed on the new sound system. The 36,000-watt amplification system evenly distributed sound to a 78-speaker system to amplify the atmosphere at Dudy Noble Field.

The second demolition at the current site occurred following the 2017 season and the \$68 million facility opened its gates for the 2019 campaign. Architect Wier Boerner Allin, along with consultants Populous and famed stadium architect/State alum Janet Marie Smith designed the project, while construction manager ICM and general contractor JESCO Construction, Inc. oversaw the construction.

Covering 12 acres of land on the Mississippi State University campus, the 230,000 square foot facility carries on Dudy Noble Field's legacy as the "Carnegie Hall of College Baseball." Installation of the second largest scoreboard in college baseball, measuring 43 feet wide by 60 feet high, started the project in 2017. The board, which was the largest in college baseball upon installation, is larger than boards owned by three Major League Baseball teams. The addition of 96 permanent Left Field Lounge rigs encircling the outfield followed during the fall of 2018.

The concourse and lower-level grandstands were in place for the 2018 season, with the Diamond Suites, upper-deck reserved seating area and three unique club areas – Farm Bureau Triple Crown Club, Charlie and Dana Stephenson Omaha Club and The Rooftop Club – were completed prior to the 2019 campaign. The newest version of Dudy Noble Field also features increased restroom facilities and concession points of sale.

The player spaces also received an upgrade, expanding to cover 18,000 square feet underneath the facility. The fully-equipped Bruce and Julie Martin Locker Room includes an embedded equipment room, houses 40 wooden lockers and features an oversized, dimensional halo-lit '85 Script Mississippi State sign suspended overhead in the middle of the room.

The more spacious locker room includes an attached training room with whirlpool and fully-functional fueling station. The Mitch Moreland Hitting Tunnel, which is equipped with HitTrax, and Turner & Gloria Wingo Team Lounge are easily accessed from the home dugout, with the eye-popping player entrance and Hassell H. Franklin Omaha Room greeting players as they enter the facility. The Pat McMahon Pitching Lab is also housed under the stadium, featuring arm care and conditioning equipment, one oversized turfed mound with three pitching rubbers and state of the art video equipment.

## DUDY NOBLE FIELD FACTS

**FIRST GAME:** Mississippi State 5, Illinois Wesleyan 3 (4/3/67)

**MISSISSIPPI STATE RECORD AT CURRENT SITE:** 1,193-441-2

**MISSISSIPPI STATE GAMES PLAYED AT CURRENT SITE:** 1,636

**SEC TOURNAMENTS:** Five

**NCAA TOURNAMENT EVENTS:** 20

*(Three NCAA District III Playoffs, 14 Regionals and three Super Regionals)*

**LARGEST CROWD:** 15,586 (April 12, 2014 vs. Ole Miss)

*NCAA on-campus attendance record*

**PLAYING SURFACE:** Latitude36 Bermuda Grass overseeded with Champion GQ Perennial Ryegrass

**SEATING:** 5,580 (4,327 chairback seats)

**DIMENSIONS:** LF: 330, LC: 385, CF: 400, RC: 380, RF: 305

**VIDEO BOARD:** 43 feet high by 60 feet wide; second largest video board in college baseball and larger than three Major League Baseball boards (Baltimore, Colorado and Tampa Bay)

**BATTER'S EYE:** 40 feet high by 90 feet wide

**OUTFIELD FENCE:** Padded seven-foot chain link fence

**WARNING TRACK:** 20-foot wide synthetic turf

**FOUL POLES:** 40 feet tall



# YEAR-BY-YEAR

Year	W-L	Pct.	Dates	Attn.	Avg.
1967	9-4	.692	---	---	---
1968	8-10	.444	---	---	---
1969	13-4	.765	---	---	---
1970	18-2	.900	---	---	---
1971	21-4	.840	---	---	---
1972	17-7	.708	---	---	---
1973	13-8	.619	---	---	---
1974	9-5	.643	---	---	---
1975	14-12	.538	---	---	---
1976	23-8	.742	21	48,205	2,295
1977	25-2	.926	18	36,412	2,023
1978	18-6	.750	19	47,038	2,476
1979	33-2	.943	31	78,135	2,520
1980	17-10	.630	22	29,039	1,320
1981	21-5	.808	22	74,332	3,379
1982	17-7	.708	20	44,147	2,207
1983	20-6	.769	22	54,017	2,455
1984	26-4	.867	25	78,841	3,154
1985	25-3	.893	24	95,604	*3,984
1986	23-11	.676	29	55,149	1,902
1987	25-9	.735	29	102,542	*3,536
1988	31-10	.756	37	134,448	*3,634
1989	32-5	.865	32	143,241	*4,476
1990	29-9	.763	31	119,312	3,849
1991	23-8	.742	25	67,947	2,718
1992	27-10	.730	33	109,067	3,305
1993	23-6	.793	25	123,061	*4,922
1994	18-15	.545	33	128,986	4,161
1995	24-11	.686	33	132,105	4,003
1996	24-6	.800	30	118,250	3,942
1997	28-9	.757	33	161,034	4,880
1998	23-8	.742	30	116,963	3,899
1999	26-7	.788	33	151,941	4,604
2000	27-4	.871	29	174,592	6,020
2001	21-13	.618	31	150,435	4,853
2002	22-10-1	.682	31	201,523	6,501
2003	27-10-1	.724	36	233,015	6,472
2004	20-14	.588	33	211,137	6,398
2005	27-7	.794	33	208,765	6,326
2006	24-7	.774	28	193,703	6,917
2007	24-8	.750	32	222,072	6,939
2008	16-15	.516	29	182,986	6,309
2009	18-11	.621	25	157,530	6,301
2010	19-14	.576	32	194,094	6,065
2011	22-12	.647	31	189,218	6,103
2012	28-8	.778	33	202,340	6,131
2013	33-8	.805	37	281,840	7,617
2014	22-12	.647	31	251,965	8,127
2015	21-14	.600	31	230,918	7,448
2016	27-11	.710	35	302,558	7,962
2017	23-11	.676	28	272,974	8,029
2018	16-7	.695	20	139,140	6,049
2019	37-5	.881	41	373,784	8,899
TOTAL	1,177-434-2	.729	1,289	6,624,414	5,139

\* - Led nation in average home attendance

^ - Includes data beginning with the 1976 season

# - Paid attendance totals used since 1993

# CROWDS OF 10,000+

(59 total)

Attn.	Opponent	Date
1. 15,586	* Ole Miss	April 12, 2014
2. 15,078	Texas A&M	April 16, 2016
3. 14,991	Florida	April 22, 1989
4. 14,562	Auburn	April 20, 2013
5. 14,378	LSU	April 16, 1988
6. 13,761	Arkansas	April 25, 1992
7. 13,715	^ Clemson	June 9, 2007
8. 13,691	Kentucky	April 8, 2017
9. 13,617	Georgia	April 8, 2006
10. 13,452	^ Arizona	June 11, 2016
11. 13,224	Ole Miss	April 11, 2014
12. 13,132	^ Stanford	June 8, 2019
13. 13,123	Ole Miss	April 15, 2000
14. 13,004	Florida	April 18, 2015
15. 12,913	^ Arizona	June 10, 2016
16. 12,708	Auburn	April 24, 1993
17. 12,620	^ Clemson	June 8, 2007
18. 12,360	Georgia	April 6, 2002
19. 12,343	Auburn	March 23, 2019
20. 11,763	Auburn	April 12, 2003
21. 11,648	LSU	March 30, 2019
22. 11,597	^ Stanford	June 9, 2019
23. 11,515	Ole Miss	April 2, 2016
24. 11,511	Central Michigan	June 1, 2019
25. 11,496	# Florida State	May 27, 1990
26. 11,262	LSU	March 29, 2019
27. 11,201	Florida	April 8, 2011
28. 11,174	Florida	April 13, 1991
29. 11,127	# South Alabama	May 26, 2000
30. 11,124	# South Alabama	June 1, 2013
31. 11,112	Alabama	April 13, 2019
32. 11,102	# Central Arkansas	May 31, 2013
33. 11,089	Tennessee	April 17, 2010
34. 10,964	Western Illinois	Feb. 18, 2017
35. 10,958	Auburn	April 9, 2005
36. 10,832	# Notre Dame	May 28, 2000
37. 10,688	# Washington	May 25, 1997
38. 10,656	# Cal State Fullerton	June 4, 2016
39. 10,619	Florida	April 17, 2004
40. 10,588	# North Carolina	May 28, 1989
41. 10,583	Western Illinois/Texas Tech	Feb. 19, 2017
42. 10,555	Kentucky	April 18, 2009
43. 10,461	South Carolina	May 18, 2019
44. 10,386	Alabama	April 12, 2019
45. 10,382	Florida	April 25, 1987
46. 10,371	Ole Miss	April 13, 2014
47. 10,351	Tennessee	April 21, 2012
48. 10,324	Kentucky	March 31, 2007
49. 10,284	# Middle Tennessee State	May 30, 2003
50. 10,226	# Central Arkansas	June 3, 2013
51. 10,217	Texas Tech	Feb. 17, 2017
52. 10,164	Ole Miss	April 3, 2016
53. 10,152	Ole Miss	April 1, 2016
54. 10,147	Arkansas	April 21, 2018
55. 10,143	Auburn	April 19, 2013
56. 10,064	Vanderbilt	March 22, 2014
57. 10,050	Alabama	April 10, 1999
58. 10,032	Texas A&M	April 15, 2016
59. 10,029	Auburn	March 22, 2019

\* - NCAA On-Campus Attendance Record

# - NCAA Regional

^ - NCAA Super Regional



# YEAR-BY-YEAR

## ALL-TIME RESULTS

Year	Coach	All Games				Conference				Championships/Postseason
		W	L	T	Pct.	W	L	T	Pct.	
1885	None	3	0	0	1.000					
1886	None	2	0	0	1.000					
1887	None	2	0	0	1.000					
1888	None	5	1	0	.833					
1889	G.C. Creelman	3	0	0	1.000					
1890	G.C. Creelman	4	0	0	1.000					
1891	G.C. Creelman	3	0	0	1.000					
1892	G.C. Creelman	2	0	0	1.000					
1893	G.C. Creelman	2	0	2	.750					
1894		NO TEAM								
1895	G.C. Creelman	1	0	1	.750					
1896	G.C. Creelman	0	2	0	.000					
1897	None	2	1	0	.667					
1898		NO TEAM								
1899	None	1	1	0	.500					
1900		NO TEAM								
1901		NO TEAM								
1902	S.W. Scales	5	1	0	.833					
1903	None	9	3	0	.750					
1904	None	6	5	0	.545	4	5	0	.444	
1905	S.A. Jehl	11	5	0	.688	4	2	0	.667	
1906	Bert Noblett	9	8	1	.528	3	2	1	.583	
1907	F.P. Plass	8	6	0	.571	1	5	0	.167	
1908	F.P. Plass	19	13	2	.588	4	7	0	.364	
1909	Dolly Stark	22	4	0	.846	^ 10	2	0	.833	Southern Intercollegiate Athletic Association
1910	W.D. Chadwick	16	11	0	.593	2	5	0	.286	
1911	W.D. Chadwick	16	7	0	.696	^ 10	6	0	.625	Southern Intercollegiate Athletic Association
1912	W.D. Chadwick	14	8	1	.630	7	7	0	.500	
1913	W.D. Chadwick	15	11	2	.625	8	6	1	.567	
1914	W.D. Chadwick	11	9	2	.545	5	6	1	.458	
1915	W.D. Chadwick	12	9	2	.565	8	6	2	.563	
1916	W.D. Chadwick	11	7	0	.611	6	6	0	.500	
1917	W.D. Chadwick	14	3	2	.789	9	1	2	.833	
1918	W.D. Chadwick	10	8	0	.556	^ 4	7	0	.364	Southern Intercollegiate Athletic Association
1919	S.L. Robinson	13	6	0	.611	6	4	0	.600	
1920	C.R. (Dudy) Noble	8	8	0	.500	6	6	0	.500	
1921	C.R. (Dudy) Noble	13	8	0	.619	& 6	6	0	.500	Southern Conference
1922	C.R. (Dudy) Noble	16	6	3	.700	& 7	1	1	.833	Southern Conference
1923	C.R. (Dudy) Noble	14	9	0	.609	11	7	0	.611	
1924	C.R. (Dudy) Noble	17	7	0	.708	& 12	3	0	.800	Southern Conference
1925	C.R. (Dudy) Noble	19	7	0	.731	9	5	0	.643	
1926	C.R. (Dudy) Noble	18	12	0	.600	10	8	0	.556	
1927	C.R. (Dudy) Noble	13	8	1	.614	9	7	0	.563	
1928	C.R. (Dudy) Noble	12	8	0	.600	7	6	0	.538	
1929	C.R. (Dudy) Noble	9	6	3	.583	3	5	0	.375	
1930	C.R. (Dudy) Noble	12	12	0	.500	6	7	0	.462	
1931	C.R. (Dudy) Noble	12	9	0	.571	8	5	0	.615	
1932	C.R. (Dudy) Noble	8	10	0	.444	6	8	0	.429	
1933	C.R. (Dudy) Noble	10	5	0	.667	5	3	0	.625	
1934	C.R. (Dudy) Noble	9	5	0	.688	8	4	0	.667	----- FIRST YEAR IN SEC -----
1935	C.R. (Dudy) Noble	8	3	0	.727	8	3	0	.727	
1936	C.R. (Dudy) Noble	8	5	1	.607	6	4	1	.600	
1937	C.R. (Dudy) Noble	11	4	0	.800	8	3	0	.727	
1938	C.R. (Dudy) Noble	5	7	0	.417	3	7	0	.300	
1939	C.R. (Dudy) Noble	7	10	0	.412	4	9	0	.231	
1940	C.R. (Dudy) Noble	5	9	0	.357	4	7	0	.364	
1941	C.R. (Dudy) Noble	8	9	0	.471	7	8	0	.467	
1942	C.R. (Dudy) Noble	8	6	1	.567	7	6	1	.462	
1943	C.R. (Dudy) Noble	3	9	0	.250	3	9	0	.250	
1944		NO TEAM								
1945		NO TEAM								
1946	C.R. (Dudy) Noble	2	10	0	.200	2	9	0	.182	
1947	C.R. (Dudy) Noble	8	8	0	.500	7	8	0	.467	
1948	R.P. Patty	17	6	0	.680	* 12	5	0	.706	SEC Champion
1949	<b>R.P. Patty</b>	<b>19</b>	<b>6</b>	<b>0</b>	<b>.760</b>	<b>* 13</b>	<b>3</b>	<b>0</b>	<b>.813</b>	SEC Champion/NCAA District Playoff
1950	R.P. Patty	13	6	0	.684	9	5	0	.643	
1951	R.P. Patty	11	9	0	.550	6	9	0	.400	
1952	R.P. Patty	12	11	0	.522	6	9	0	.400	
1953	<b>R.P. Patty</b>	<b>15</b>	<b>7</b>	<b>0</b>	<b>.682</b>	<b>12</b>	<b>3</b>	<b>0</b>	<b>.800</b>	NCAA District Playoff
1954	R.P. Patty	9	7	0	.563	7	7	0	.500	
1955	R.P. Patty	9	10	0	.474	7	9	0	.438	
1956	R.P. Patty	11	9	0	.550	6	9	0	.400	
1957	Paul E. Gregory	13	5	0	.722	10	5	0	.667	
1958	Paul E. Gregory	14	10	0	.583	8	6	0	.571	
1959	Paul E. Gregory	12	13	0	.480	5	10	0	.333	



# ALL-TIME RESULTS



Year	Coach	All Games				Conference				Championships/Postseason
		W	L	T	Pct.	W	L	T	Pct.	
1960	Paul E. Gregory	16	11	0	.593	8	8	0	.500	
1961	Paul E. Gregory	12	7	0	.632	7	6	0	.538	
1962	Paul E. Gregory	21	5	1	.796	14	1	1	.906	
1963	Paul E. Gregory	17	11	0	.607	9	7	0	.563	
1964	Paul E. Gregory	17	12	0	.586	7	7	0	.500	
1965	Paul E. Gregory	16	10	0	.615	* 11	4	0	.733	SEC Champion/NCAA District Playoff
1966	Paul E. Gregory	20	11	0	.645	* 11	4	0	.733	SEC Champion/NCAA District Playoff
1967	Paul E. Gregory	17	14	0	.548	9	9	0	.500	
1968	Paul E. Gregory	16	17	0	.485	7	10	0	.412	
1969	Paul E. Gregory	20	10	0	.667	11	7	0	.611	
1970	Paul E. Gregory	32	8	0	.800	* 11	4	0	.733	SEC Champion/NCAA District Playoff
1971	Paul E. Gregory	\$ 32	12	0	.727	* 13	5	0	.722	SEC Champion/NCAA District Playoff/College World Series
1972	Paul E. Gregory	24	16	0	.600	7	11	0	.389	
1973	Paul E. Gregory	16	14	1	.532	5	9	0	.357	
1974	Paul E. Gregory	13	14	0	.481	8	9	0	.471	
1975	Jimmy Bragan	16	24	0	.400	6	16	0	.273	
1976	Ron Polk	28	17	0	.622	11	12	0	.478	
1977	Ron Polk	33	15	0	.688	11	9	0	.550	
1978	Ron Polk	38	18	0	.679	13	8	0	.619	NCAA Regional
1979	Ron Polk	\$ 48	12	0	.800	* + 17	2	0	.895	SEC & SECT Champion/NCAA Regional/College World Series
1980	Ron Polk	31	19	0	.620	10	11	0	.476	
1981	Ron Polk	\$ 46	17	0	.730	17	6	0	.739	NCAA Regional/College World Series
1982	Ron Polk	28	23	0	.549	11	13	0	.458	
1983	Ron Polk	42	15	0	.737	17	5	0	.773	NCAA Regional
1984	Ron Polk	45	16	0	.738	18	5	0	.783	NCAA Regional
1985	Ron Polk	\$ 50	15	0	.769	* + 16	8	0	.667	SEC & SECT Champion/NCAA Regional/College World Series
1986	Ron Polk	34	21	0	.618	12	15	0	.444	
1987	Ron Polk	39	22	0	.639	* + 13	13	0	.500	SEC & SECT Champion/NCAA Regional
1988	Ron Polk	44	20	0	.688	17	10	0	.630	NCAA Regional
1989	Ron Polk	54	14	0	.794	* 20	5	0	.800	SEC Champion/NCAA Regional
1990	Ron Polk	\$ 50	21	0	.704	+ 17	9	0	.654	SECT Champion/NCAA Regional/College World Series
1991	Ron Polk	42	21	0	.667	12	9	0	.571	NCAA Regional
1992	Ron Polk	40	22	0	.645	15	9	0	.625	NCAA Regional
1993	Ron Polk	41	21	0	.661	17	12	0	.586	NCAA Regional
1994	Ron Polk	36	23	0	.610	15	12	0	.556	
1995	Ron Polk	34	25	0	.576	11	16	0	.407	
1996	Ron Polk	38	24	0	.613	17	13	0	.567	NCAA Regional
1997	Ron Polk	\$ 47	21	0	.691	19	11	0	.633	NCAA Regional/College World Series
1998	Pat McMahon	\$ 42	23	0	.646	14	15	0	.483	NCAA Regional/College World Series
1999	Pat McMahon	42	21	0	.666	15	14	0	.517	NCAA Regional
2000	Pat McMahon	41	20	0	.672	17	10	0	.630	NCAA Regional/Super Regional
2001	Pat McMahon	39	24	0	.619	+ 17	13	0	.567	SECT Champion/NCAA Regional/Super Regional
2002	Ron Polk	34	24	1	.585	14	15	0	.483	
2003	Ron Polk	42	20	1	.645	17	12	0	.586	NCAA Regional
2004	Ron Polk	35	24	0	.593	13	17	0	.433	NCAA Regional
2005	Ron Polk	42	22	0	.656	+ 13	16	0	.448	SECT Champion/NCAA Regional
2006	Ron Polk	37	23	0	.617	12	17	0	.414	NCAA Regional
2007	Ron Polk	\$ 38	22	0	.633	15	13	0	.536	NCAA Regional/Super Regional/College World Series
2008	Ron Polk	23	33	0	.411	9	21	0	.300	
2009	John Cohen	25	29	0	.463	9	20	0	.310	
2010	John Cohen	23	33	0	.411	6	24	0	.200	
2011	John Cohen	38	25	0	.603	14	16	0	.467	NCAA Regional/Super Regional
2012	John Cohen	40	24	0	.625	+ 16	14	0	.533	SECT Champion/NCAA Regional
2013	John Cohen	\$ 51	20	0	.718	16	14	0	.533	NCAA Regional/Super Regional/College World Series Finalist
2014	John Cohen	39	24	0	.619	18	12	0	.600	NCAA Regional
2015	John Cohen	24	30	0	.444	8	22	0	.267	
2016	John Cohen	44	18	1	.698	* 21	9	0	.700	SEC Champion/NCAA Regional/Super Regional
2017	Andy Cannizaro	40	27	0	.597	17	13	0	.567	NCAA Regional/Super Regional
2018	Gary Henderson %	\$ 39	29	0	.574	15	15	0	.500	NCAA Regional/Super Regional/College World Series
2019	Chris Lemonis	\$ 52	15	0	.776	20	10	0	.667	NCAA Regional/Super Regional/College World Series
ALL-TIME TOTALS		2,692	1,576	29	.629	959	822	3	.538	11 College World Series/ 38 NCAA Tournaments 11 SEC Regular Season Titles/ 7 SEC Tournament Titles

**NOTE:** SEC baseball competition began in 1933; the first SEC baseball tournament was held in 1977; Conference all-time total at bottom is SEC only. All-time conference record is 1114-949-11. Gary Henderson had a 36-29 record as interim head coach after Andy Cannizaro resigned following an 0-3 start to the 2018 season.

Bold = NCAA Tournament; \* - SEC championship; + - SEC Tournament championship; \$ - NCAA College World Series appearance  
 ^ - Southern Intercollegiate Athletic Association championship; & - Southern Conference championship; % - Interim Head Coach

**All-Time Conference Affiliation:** Southern Intercollegiate Athletic Association (1904–1920), Southern Conference (1921-32), Southeastern Conference (1933-present).



# ALL-TIME COACHING RECORDS

Coach	Tenure	Seasons	Overall		Conference	
			W-L-T	Pct.	W-L	Pct.
—	1885-88	4	12-1	.923	—	—
G.C. Creelman	1889-96	7	15-2-3	.825	—	—
—	1897, 1899	2	3-2	.600	—	—
S.W. Scales	1902	1	5-1	.833	—	—
—	1903-04	2	15-8	.652	4-5	.444
S.A. Jehl	1905	1	11-5	.688	4-2	.667
Bert Noblett	1906	1	9-8-1	.528	3-2-1	.583
F.P. Plass	1907-08	2	27-19-2	.583	5-12	.294
Dolly Stark	1909	1	22-4	.846	10-2	.833
W.D. Chadwick	1910-18	9	119-73-9	.619	59-50-6	.539
S.L. Robinson	1919	1	13-6	.684	6-4	.600
C.R. "Dudy" Noble	1920-47	26	263-200-9	.569	171-155-3	.521
R.P. "Doc" Patty	1948-56	9	116-71	.620	78-59	.569
Paul E. Gregory	1957-74	18	328-200-2	.621	161-122-1	.569
Jimmy Bragan	1975	1	16-24	.400	6-16	.273
Ron Polk	1976-97	22	888-422	.678	326-213	.605
Pat McMahon	1998-2001	4	164-88	.651	63-52	.548
Ron Polk	2002-08	7	251-168-2	.599	93-111	.456
John Cohen	2009-2016	8	284-203-1	.582	108-131	.452
Andy Cannizaro	2017-2018	1+	40-30	.571	17-13	.567
Gary Henderson %	2018	1	36-29	.554	15-15	.500
Chris Lemonis	2019	1	52-15	.776	20-10	.667
<b>18 Coaches</b>	<b>1885-Present</b>	<b>129</b>	<b>2,692-1,576-29*</b>	<b>.629</b>	<b>1150-973-11^</b>	<b>.541</b>

\* Includes eight seasons with no head coach (1885-88, 1897, 1899, 1903-04)  
^ MSU was a member of the Southern Intercollegiate Athletic Association (1904-1922) and the Southern Conference (1922-1932) prior to becoming a charter member of the Southeastern Conference in 1933.  
% Gary Henderson took over as interim head coach following a 0-3 start to the 2018 season.

# FINAL RANKINGS

Year	Record	CB	BA	D1	COACHES	NCBWA	PG
1962	21-5	14	—	—	—	—	—
1965	16-10	29	—	—	—	—	—
1966	20-11	26	—	—	—	—	—
1970	32-8	10	—	—	—	—	—
1971	32-12	7	—	—	—	—	—
1978	38-18	14	—	—	—	—	—
1979	48-12	6	—	—	—	—	—
1981	46-17	6	8	—	—	—	—
1983	42-15	12	13	—	—	—	—
1984	45-16	10	7	—	—	—	—
1985	50-15	4	3	—	—	—	—
1987	39-22	NR	23	—	—	—	—
1988	44-20	23	12	—	—	—	—
1989	54-14	10	6	—	—	—	—
1990	50-21	5	7	—	—	—	—
1991	42-21	22	NR	—	—	—	—
1992	40-22	21	NR	—	21	—	—
1993	41-21	25	NR	—	21	—	—
1996	38-24	27	NR	—	24	—	—
1997	47-21	6	7	—	6	—	—
1998	42-23	6	14	—	6	—	—
1999	42-21	30	NR	—	24	—	—
2000	41-20	15	15	—	14	—	—
2001	39-24	14	19	—	17	—	—
2003	42-20-1	24	24	—	19	21	—
2005	42-22	NR	22	—	19	33	—
2007	38-22	8	8	—	8	9	—
2011	38-25	15	17	—	15	19	16
2012	40-24	24	22	—	NR	30	22
2013	51-20	2	2	—	2	2	2
2014	39-24	28	NR	—	NR	28	NR
2015	24-30	NR	NR	NR	NR	NR	NR
2016	44-18-1	10	10	10	11	11	9
2017	40-27	13	14	14	12	13	15
2018	39-29	4	6	4	6	4	7
2019	52-15	5	5	5	4	5	3

NOTE: CB - Collegiate Baseball Newspaper, BA - Baseball America, D1 - D1Baseball, Coaches - USA Today/Coaches, NCBWA - National Collegiate Baseball Writers Association, PG - Perfect Game

# ALL-TIME RESULTS

## SEC SWEEPS

MSU at HOME VS.	
Alabama	April 12-14, 2019
Arkansas	April 20-21, 2018
Auburn	March 25-27, 2011
Florida	May 17-19, 2018
Georgia	April 26-28, 2019
Kentucky	May 17-19, 2012
LSU	April 20-21, 1985
Ole Miss	May 18-19, 2002
Missouri	May 5-7, 2016
South Carolina	Never
Tennessee	March 24-26, 2017
Texas A&M	Never
Vanderbilt	March 11-12, 2000

MSU ON THE ROAD VS.	
Alabama	May 21-23, 2004
Arkansas	March 21-23, 2003
Auburn	May 13-15, 2016
Florida	Never
Georgia	March 28-30, 1997
Kentucky	April 1-3, 1994
LSU	April 18-19, 1981
Missouri	April 18-20, 2014
Ole Miss	May 10-12, 2019
South Carolina	Never
Tennessee	May 6-8, 2011
Texas A&M	April 12-14, 2013
Vanderbilt	April 20-21, 1991

SEC OPPONENTS OVER MSU AT DUDY NOBLE FIELD	
Alabama	Never
Arkansas	April 9-11, 2010
Auburn	March 21-22, 1987
Florida	April 17-19, 2015
Georgia	May 7-9, 2004
Kentucky	Never
LSU	May 18-20, 2017
Ole Miss	April 30-May 2, 2010
Missouri	Never
South Carolina	Never
Tennessee	Never
Texas A&M	April 15-17, 2016
Vanderbilt	March 16-18, 2018

SEC OPPONENTS OVER MSU ON THE ROAD	
Alabama	April 23-25, 2010
Arkansas	April 18-20, 2019
Auburn	May 7-9, 2010
Florida	March 19-21, 2010
Georgia	April 1-3, 2011
Kentucky	May 12-14, 2006
LSU	April 4-6, 2014
Ole Miss	May 7-9, 2015
Missouri	Never
So. Carolina	April 13-15, 2012
Tennessee	May 14-16, 2015
Texas A&M	Never
Vanderbilt	April 26-28, 2013

# ALL-TIME RESULTS

## SERIES RECORDS

Opponent	W-L-T	First Game	Last Game	Opponent	W-L-T	First Game	Last Game	Opponent	W-L-T	First Game	Last Game
Air Force	2-1	2008	--	Kent State	2-0	2001	--	Saint Olaf (Minn.)	13-0	1972	1984
Akron	2-0	2011	--	<b>Kentucky</b>	<b>62-41</b>	<b>1925</b>	<b>2018</b>	Saint Thomas Hall	1-0	1897	--
<b>Alabama</b>	<b>199-214-4</b>	<b>1896</b>	<b>2019</b>	Lamar	2-0	2011	--	Sam Houston State	2-0	2018	2019
Alabama A&M	3-0	2011	2015	Lincoln Memorial	1-0	1989	--	<b>Samford</b>	<b>36-10</b>	<b>1909</b>	<b>2019</b>
Alabama State	1-0	2018	--	Lipscomb	6-0	2003	2012	San Diego	1-2	2015	--
Albion	2-0	1972	--	Livingston (West Ala.)	31-3	1974	2002	San Diego State	1-0	2014	--
<b>Alcorn State</b>	<b>16-0</b>	<b>1993</b>	<b>2018</b>	<b>Long Beach State</b>	<b>0-1</b>	<b>1993</b>	--	San Francisco	1-0	2007	--
Arizona	11-6	1978	2016	Louisiana College	4-0	1973	1974	Siena College	2-0	1999	--
Arizona State	0-1	1981	--	Louisiana Tech	38-15-1	1905	2019	SMU	2-0	1925	--
<b>Arkansas</b>	<b>56-51</b>	<b>1960</b>	<b>2019</b>	Louisiana-Lafayette	2-3	1991	2018	<b>South Alabama</b>	<b>49-25</b>	<b>1976</b>	<b>2019</b>
Arkansas State	41-8	1958	2006	Louisville	1-2	1994	2019	South Alabama University	7-4	1905	1910
Arkansas-Little Rock	8-1	1999	2019	Loyola (New Orleans)	5-4	1955	1971	<b>South Carolina</b>	<b>36-39</b>	<b>1981</b>	<b>2019</b>
Arkansas-Pine Bluff	2-1	2015	2019	Loyola Marymount	2-1	2002	--	South Dakota State	2-0	2016	--
Athens (Ala.) College	2-0	1973	--	<b>LSU</b>	<b>214-185</b>	<b>1907</b>	<b>2019</b>	Southeast Missouri State	6-0	1997	2016
<b>Auburn</b>	<b>110-93-1</b>	<b>1908</b>	<b>2019</b>	Maine	4-1	1991	2019	<b>Southeastern Louisiana</b>	<b>10-6</b>	<b>1957</b>	<b>2019</b>
Auburn-Montgomery	2-0	1991	--	Marion (Ala.) Military Inst.	6-2-1	1908	1914	<b>Southern</b>	<b>2-0</b>	<b>2018</b>	<b>2019</b>
Austin Peay	5-2	2005	2013	Marist	4-1	2006	2017	Southern Illinois	1-0	2014	--
Baylor	4-6	1925	2008	Marshall	2-0	2015	--	<b>Southern Miss</b>	<b>83-42</b>	<b>1947</b>	<b>2019</b>
Belhaven	7-1	1989	1997	Maryland	2-1	1970	--	Southwest Missouri State	1-0	1991	--
Belmont	2-1	2011	--	McMurray College	1-1	1973	--	Southwestern (Memphis)	13-4	1903	1912
Birmingham-Southern	37-10	1910	2006	McNeese State	0-1	2018	--	Southwestern Baptist	2-1	1905	--
Bradley	1-1	1946	--	<b>Memphis</b>	<b>55-27</b>	<b>1950</b>	<b>2019</b>	Spring Hill	3-1	1922	1926
Brooksville (Miss.)	10-0	1885	1896	Mercer	8-7-1	1908	2012	Stanford	2-2	1990	2019
BYU	1-3	1967	1990	Meridian (Miss.)	3-7	1906	1929	Starkville (Miss.)	1-1	1903	--
Cal State Fullerton	2-5	1979	2016	Miami (Fla.)	2-3	1971	2019	Stetson	1-0	2007	--
Cal State Northridge	0-1	1996	--	Miami (Ohio)	1-1	1974	2015	Tennessee	60-29	1917	2019
Central Arkansas	3-4	2012	2013	Michigan	3-3	1924	2007	Tennessee Tech	4-0	1997	2004
Central Michigan	1-0	2019	--	Michigan State	4-1	1931	2014	Texas	4-5	1922	1985
Chamberlain Hunt Academy	3-0	1903	1906	Middle Tennessee State	4-2	1988	2009	<b>Texas A&amp;M</b>	<b>18-15</b>	<b>1907</b>	<b>2019</b>
Christian Brothers	3-1	1970	1973	Millsaps	16-1	1911	1995	Texas A&M-Corpus Christi	1-2	2010	2018
Cincinnati	3-0	2015	--	Minnesota	9-5	1936	1995	Texas Rio Grande Valley	NEVER MET		
Clemson	5-8	1965	2007	Mississippi College	116-23-1	1902	1995	<b>Texas Southern</b>	<b>2-0</b>	<b>2018</b>	<b>2019</b>
Columbia	2-0	2017	--	Mississippi Valley State	27-0	1994	2019	<b>Texas Tech</b>	<b>2-3</b>	<b>2004</b>	<b>2019</b>
Columbus (Miss.)	18-1	1885	1913	<b>Missouri</b>	<b>9-2</b>	<b>2003</b>	<b>2018</b>	Towson	1-0	1991	--
Columbus (Miss.) Air Base	1-0	1942	--	Missouri Baptist	5-0	1978	1980	Troy	5-0	2007	2018
Connecticut	4-0	2003	2012	Morehead State	2-1	2003	2017	Tulane	76-31-2	1904	1998
Cumberland	11-3	1909	1988	Mount State Mary's	2-0	2014	--	Tulsa	0-1	1971	--
Dallas Baptist	1-0	2007	--	Murray State	5-0	1979	2007	<b>UAB</b>	<b>34-10</b>	<b>1982</b>	<b>2019</b>
Delaware	1-0	2001	--	Nashville	4-0	1904	1909	UC Riverside	2-0	1967	1968
Delta State	32-9	1949	1997	Nashville Volunteers	1-1	1933	--	UC Santa Barbara	2-2	1996	2018
Drury	3-0	1908	--	Nebraska	2-0	1999	--	UCLA	1-7	1967	2016
Duke	0-2	1953	--	New Mexico State	2-0	2018	--	UIC	1-0	2017	--
Duquesne	2-0	1996	--	New Orleans	41-21	1970	2005	UIM	28-7	1958	2019
East Carolina	2-0	1970	2019	Nicholls State	10-1	1964	2018	UMass Lowell	2-0	2016	--
East Tennessee State	6-0	1981	2003	<b>North Alabama</b>	<b>6-2</b>	<b>1986</b>	<b>1994</b>	UNC Charlotte	2-0	1999	--
Eastern Illinois	6-0	2005	2015	North Carolina	2-4	1966	2018	Union (Tenn.)	3-1	1980	1986
Eastern Kentucky	4-1	1984	2016	North Carolina State	1-0	1987	--	University of the South	10-1-1	1915	1927
Elon	1-1	2006	--	North Florida	3-2	2008	2009	UNLV	2-0	1981	--
FAU	2-2	2005	2016	North Park College	2-0	1972	--	USC	2-5	1999	2016
FIU	2-0	2017	--	Northern Illinois	4-1	1954	2009	USF	2-1	1999	--
Florida	50-65	1923	2019	Northwestern	4-1	1937	1939	<b>UT Martin</b>	<b>9-0</b>	<b>2000</b>	<b>2016</b>
Florida State	7-7	1964	2018	Northwestern State	8-0	1951	2011	Utah Valley	2-1	2018	--
George Washington	1-0	1989	--	Notre Dame	2-4	1993	2001	Valparaiso	2-0	2009	--
Georgia	50-48	1915	2019	Oglethorpe	2-2	1921	1922	<b>Vanderbilt</b>	<b>71-50-2</b>	<b>1913</b>	<b>2019</b>
Georgia Southern	1-0	1990	--	Ohio State	4-3-1	1967	2002	Virginia	2-0	2013	--
Georgia State	4-0	1972	2011	Oklahoma	3-3-1	1992	2018	Wake Forest	0-1	1949	--
Georgia Tech	8-3	1914	2011	Oklahoma State	1-1	1981	1985	Washington	5-1	1967	2018
Grambling	2-0	2013	2019	<b>Ole Miss</b>	<b>257-207-5</b>	<b>1893</b>	<b>2019</b>	Washington State	2-1	2012	--
Grand Canyon	2-0	1981	--	Oral Roberts	1-1	2013	2016	West Florida	2-1	1982	1983
Hawaii	6-9	1979	2009	Oregon	4-3	1968	2017	West Point (Miss.)	10-0	1886	1891
Hawaii-Hilo	4-1	1985	1989	<b>Oregon State</b>	<b>2-2</b>	<b>2013</b>	<b>2018</b>	West Virginia	1-0	1985	--
Holy Cross	2-2	2014	--	Ouachita	4-4	1906	1914	Western Carolina	4-2	1987	2014
Houston	1-0	2018	--	Pan American	2-0	1978	1983	Western Illinois	5-0	1975	2017
Illinois	15-28-5	1913	2004	Penn State	2-0	2012	--	Western Kentucky	3-1	2004	2015
Illinois State	3-0	1940	1990	Pepperdine	0-1	1979	--	Wheaton	2-0	1951	--
Illinois Wesleyan	14-1	1950	1969	Pittsburgh	1-0	1968	--	Wichita State	1-0	1981	--
Indiana	1-0	2013	--	Portland	4-0	2013	--	William Carey	32-7	1976	1998
Indiana State	8-1	1969	2017	Purdue	4-0	1936	2013	Winthrop	2-2	1995	2007
Iowa	4-3	1926	2011	Quincy College	2-0	1986	--	Wisconsin	10-1-1	1922	1949
Iowa State	2-0	1971	--	<b>Quinnipiac</b>	--	<b>2020</b>	--	Wisconsin State	2-0	1972	--
Jackson (Miss.)	6-0	1902	1983	Rhode Island	5-0	2010	2013	<b>Wright State</b>	--	<b>2020</b>	--
Jackson State	52-8	1976	2019	Rice	1-0	1998	--	Wyoming	1-0	1967	--
Jacksonville (Ala.) State	11-1	1996	2014	Richmond	1-0	1949	--	Yale	1-0	1967	--
Jefferson Military Academy	12-2	1899	1907	Rollins	1-0	1953	--	Youngstown State	3-0	2019	--
Jersey City (N.J.)	1-0	1928	--	Sacred Heart	2-1	2011	--				
Kansas	5-0	1968	2012	Saint Francis (Ill.)	0-1	1984	--				
Kansas State	1-0	1986	--	Saint Joseph's	4-0	2013	--				

**BOLD = 2020 OPPONENTS**



## ALL-TIME RESULTS

1885		3-0
<i>Head Coach: None</i>		
--	at Durant	W 7-0
--	at Columbus	W 10-5
--	BROOKSVILLE	W 32-7
1886		2-0
<i>Head Coach: None</i>		
--	WEST POINT	W 10-7
--	at Columbus	W 17-5
1887		2-0
<i>Head Coach: None</i>		
--	WEST POINT	W 35-22
--	BROOKSVILLE	W 11-9
1888		5-1
<i>Head Coach: None</i>		
--	BROOKSVILLE	W 11-4
--	BROOKSVILLE	W 9-2
--	WEST POINT	W 8-1
--	WEST POINT	W 14-9
--	WEST POINT	W 16-4
--	at Kosciusko	L 0-14
1889		3-0
<i>Head Coach: G.C. Greelman</i>		
--	WEST POINT	W 9-1
--	at Columbus	W 11-9
--	BROOKSVILLE	W 14-8
1890		4-0
<i>Head Coach: G.C. Greelman</i>		
--	at West Point	W 9-8
--	COLUMBUS	W 10-4
<b>Played in Booneville, Miss.</b>		
--	vs. Columbus	W 10-2
--	BROOKSVILLE	W 13-9
1891		3-0
<i>Head Coach: G.C. Greelman</i>		
--	BROOKSVILLE	W 12-11
--	at West Point	W 9-7
--	COLUMBUS	W 17-2
1892		2-0
<i>Head Coach: G.C. Greelman</i>		
--	at Columbus	W 7-5
--	COLUMBUS	W 16-4
1893		2-0-2
<i>Head Coach: G.C. Greelman</i>		
--	OLE MISS	W 6-3
--	at Columbus	W 7-2
--	at Ole Miss	T 1-1
--	CANTON	T 5-5
1894		(NO TEAM)
---		
1895		1-0-1
<i>Head Coach: G.C. Greelman</i>		
--	at Ole Miss	T 5-5 (11)
--	Y&MV RR	W 13-8
1896		0-2
<i>Head Coach: G.C. Greelman</i>		
--	at Alabama	L 3-9
--	at Alabama	L 2-11
1897		2-1
<i>Head Coach: None</i>		
--	ST. THOMAS HALL	W 12-7
<b>Played in Columbus, Miss.</b>		
--	vs. Ole Miss	W 5-2
--	at Ole Miss	L (Forfeit) 0-9

1898		(NO TEAM)
---		
1899		1-1
<i>Head Coach: None</i>		
--	JEFFERSON MILITARY ACAD.	W 7-2
--	JEFFERSON MILITARY ACAD.	L 4-11
1900		(NO TEAM)
---		
1901		(NO TEAM)
---		
1902		5-1
<i>Head Coach: S.W. Scales</i>		
--	at Columbus	W 12-2
--	JEFFERSON COLLEGE	W 8-2
--	JEFFERSON COLLEGE	L 5-7
--	at Jackson	W 10-5
--	at Mississippi College	W 7-2
--	at Mississippi College	W 10-4
1903		9-3
<i>Head Coach: None</i>		
--	STARKVILLE	L 9-11
--	at Jackson	W 6-2
--	at Jackson	W 5-4
--	at Mississippi College	L 5-7
--	at Mississippi College	W 7-2
--	at Chamberlain-Hunt Acad.	W 7-2
--	at Chamberlain-Hunt Acad.	W 3-2 (11)
<b>Played in Natchez, Miss.</b>		
--	at Jefferson College	W 7-6
--	at Jefferson College	W 16-4
<b>Played in Meridian, Miss.</b>		
--	at S.P.U.	W 7-6
--	at S.P.U.	L 5-11
--	STARKVILLE	W 12-3
1904		6-5 (4-5 SIAA)
<i>Head Coach: None</i>		
--	at Alabama	3-6 L
--	at Alabama	3-8 L
--	at Alabama	2-5 L
--	TULANE	12-0 W
--	TULANE	9-6 W
<b>Played in Columbus, Miss.</b>		
--	vs. Tulane	3-5 L
--	NASHVILLE	3-2 W
--	NASHVILLE	7-3 W
<b>Played in Columbus, Miss.</b>		
--	vs. Ole Miss	11-10 W
--	vs. Ole Miss	4-7 L
--	vs. Ole Miss	4-3 W
1905		11-5 (4-2 SIAA)
<i>Head Coach: S.A. Jehl</i>		
--	at Southwestern Baptist	9-1 W
--	at Southwestern Baptist	3-5 L
--	at Southwestern Baptist	7-0 W
--	TULANE	11-4 W
--	TULANE	4-0 W
--	TULANE	1-3 L
<b>Played in Greensboro, Ala.</b>		
--	SOUTHERN	10-2 W
--	SOUTHERN	8-0 W
--	at La. Industrial Institute	5-0 W
--	at La. Industrial Institute	7-1 W
--	at La. Industrial Institute	6-2 W
--	at Mississippi College	4-11 L
--	at Mississippi College	1-0 W
--	at Ole Miss	6-5 W
<b>Played in Kosciusko, Miss.</b>		
--	vs. Ole Miss	6-7 L
--	vs. Ole Miss	7-8 L

1906		9-8-1 (3-2-1 SIAA)
<i>Head Coach: Bert Noblett</i>		
--	at Meridian (Cotton States)	1-4 L
--	at Meridian (Cotton States)	2-4 L
--	at Meridian (Cotton States)	2-7 L
--	JEFFERSON MILITARY ACAD.	12-0 W
--	JEFFERSON MILITARY ACAD.	1-0 W
<b>Played in Greensboro, Ala.</b>		
--	vs. Southern	1-9 L
--	vs. Southern	4-3 W
--	vs. Southern	4-0 W
--	at Alabama	0-1 L
--	at Alabama	5-4 W
--	at Alabama	1-1 T
--	CHAMBERLAIN-HUNT ACAD.	2-0 W
--	at Ole Miss	7-11 L
--	at Ole Miss	9-5 W
<b>Played in Kosciusko, Miss.</b>		
--	vs. Ole Miss	5-4 W
--	OUACHITA COLLEGE	3-0 W
--	OUACHITA COLLEGE	2-8 L
--	OUACHITA COLLEGE	1-3 L
1907		8-6 (1-5 SIAA)
<i>Head Coach: F.P. Plass</i>		
--	JEFFERSON MILITARY ACAD.	2-0 W
--	JEFFERSON MILITARY ACAD.	4-0 W
--	JEFFERSON MILITARY ACAD.	1-0 W
--	LSU	0-1 L
--	LSU	5-9 L
--	LSU	4-3 W
--	MISSISSIPPI COLLEGE	5-2 W
--	MISSISSIPPI COLLEGE	2-0 W
--	MISSISSIPPI COLLEGE	4-1 W
--	TEXAS A&M	3-0 W
--	TEXAS A&M	1-10 L
--	OLE MISS	0-4 L
--	OLE MISS	0-3 L
--	OLE MISS	7-8 L
1908		19-13-2 (4-7 SIAA)
<i>Head Coach: F.P. Plass</i>		
--	at Columbus	12-2 W
--	at Columbus	4-0 W
--	COLUMBUS	9-2 W
--	COLUMBUS	6-1 W
--	COLUMBUS	2-4 L
<b>Played in Greensboro, Ala.</b>		
--	vs. Southern	6-5 W
--	vs. Southern	0-0 T
--	vs. Southern	4-5 L
--	at Auburn	4-5 L
--	at Auburn	4-6 L
--	at Auburn	4-6 L
--	at Mercer	1-2 L
--	at Mercer	4-6 L
--	at Mercer	0-7 L
--	at Marion Military Institute	3-4 L
--	at Marion Military Institute	1-5 L
--	at Marion Military Institute	0-0 (11) T
--	MISSISSIPPI COLLEGE	1-0 W
--	MISSISSIPPI COLLEGE	8-1 W
--	MISSISSIPPI COLLEGE	5-0 W
--	DRURY COLLEGE	5-3 W
--	DRURY COLLEGE	8-0 W
--	DRURY COLLEGE	7-2 W
--	OUACHITA COLLEGE	0-7 L
--	OUACHITA COLLEGE	12-1 W
--	OUACHITA COLLEGE	2-0 W
--	SOUTHERN PRESBYTERIAN	5-1 W
--	SOUTHERN PRESBYTERIAN	0-1 L
--	SOUTHERN PRESBYTERIAN	2-0 W
--	at Ole Miss	2-3 L
--	at Ole Miss	3-0 W
--	at Ole Miss	2-1 W
--	LSU	7-4 W
--	LSU	3-0 W



# ALL-TIME RESULTS

## 1909 22-4 (10-2 SIAA)

### SIAA Champions

Head Coach: Dolly Stark

--	JEFFERSON MILITARY ACAD.	6-9	L
--	JEFFERSON MILITARY ACAD.	14-1	W
--	JEFFERSON MILITARY ACAD.	4-1	W
--	at Mississippi College	6-2	W
--	at Mississippi College	6-3	W
--	at Mississippi College	2-8	L
--	at LSU	0-3	L
--	at LSU	4-1	W
--	at LSU	1-0	W
--	SAMFORD	9-1	W
--	SAMFORD	5-0	W
--	SAMFORD	7-1	W
--	at Southern Presbyterian	3-0	W
--	at Southern Presbyterian	11-2	W
--	at Southern Presbyterian	4-0	W
--	at Cumberland	0-1	L
--	at Cumberland	3-1	W
--	at Cumberland	2-1	W

### Played in Columbus, Miss.

--	vs. Nashville	3-2	W
--	vs. Nashville	6-0	W
--	CUMBERLAND	2-0	W
--	CUMBERLAND	5-0	W
--	CUMBERLAND	4-0	W
--	OLE MISS	3-0	W
--	OLE MISS	11-4	W
--	OLE MISS	1-0	W

## 1910 16-11 (2-5 SIAA)

Head Coach: W.D. Chadwick

--	BIRMINGHAM-SOUTHERN	1-4	L
--	BIRMINGHAM-SOUTHERN	7-2	W
--	BIRMINGHAM-SOUTHERN	5-1	W
--	MARION MILITARY INSTITUTE	5-0	W
--	MARION MILITARY INSTITUTE	7-2	W
--	MARION MILITARY INSTITUTE	8-1	W
--	at Birmingham-Southern	7-3	W
--	at Birmingham-Southern	5-3	W
--	at Birmingham-Southern	1-3	L

### Played in Greensboro, Ala.

--	vs. Southern	14-0	W
--	vs. Southern	7-0	W
--	vs. Southern	1-2	L
--	TULANE	4-1	W
--	SOUTHERN PRESBYTERIAN	0-1	L
--	SOUTHERN PRESBYTERIAN	0-1	L
--	SOUTHERN PRESBYTERIAN	2-1	W
--	MERIDIAN (Cotton States)	2-0	W
--	MERIDIAN (Cotton States)	3-4	L
--	at Cumberland	4-5	L
--	at Cumberland	6-5	W
--	at Cumberland	5-7	L
--	at Southern Presbyterian	8-0	W
--	at Southern Presbyterian	17-1	W
--	at Southern Presbyterian	7-0	W
--	at Ole Miss	2-3	L

### Played in Greenville, Miss.

--	vs. Ole Miss	3-12	L
--	vs. Ole Miss	1-3	L

## 1911 16-7 (10-6 SIAA)

### SIAA Champions

Head Coach: W.D. Chadwick

--	at Mississippi College	5-2	W
--	at Mississippi College	2-1	W
--	at Mississippi College	2-5	L
--	AUBURN	3-5	L
--	AUBURN	6-0	W
--	AUBURN	1-2	L
--	at Tulane	5-4	W
--	at Millsaps College	2-1	W
--	at Alabama	1-6	L
--	at Alabama	3-4	L
--	at Alabama	4-1	W
--	MISSISSIPPI COLLEGE	6-2	W
--	MISSISSIPPI COLLEGE	5-0	W
--	MISSISSIPPI COLLEGE	4-3	W
--	LSU	1-0	W
--	LSU	1-2	L
--	LSU	5-1	W
--	CUMBERLAND	2-0	W
--	CUMBERLAND	3-1	W
--	CUMBERLAND	3-2	W
--	OLE MISS	0-3	L
--	OLE MISS	7-2	W
--	OLE MISS	3-2	W

## 1912 14-8-1 (7-7 SIAA)

Head Coach: W.D. Chadwick

--	at Millsaps College	21-5	W
--	at Millsaps College	5-0	W
--	at Jackson (Cotton States)	2-0	W
--	ALABAMA	2-1	W
--	ALABAMA	0-4	L
--	ALABAMA	4-5	L
--	at Auburn	4-6	L
--	at Auburn	9-10	L
--	at Auburn	1-2	L
--	at Mercer	3-4	L
--	at Mercer	0-0	T
--	at Mercer	3-2	W
--	LSU	6-5	W
--	LSU	5-3	W
--	LSU	2-0	W
--	MISSISSIPPI COLLEGE	6-2	W
--	MISSISSIPPI COLLEGE	4-8	L
--	SOUTHERN PRESBYTERIAN	3-1	W
--	SOUTHERN PRESBYTERIAN	9-2	W
--	SOUTHERN PRESBYTERIAN	4-0	W
--	at Ole Miss	5-4	W
--	at Ole Miss	5-6	L

### Played in Meridian, Miss.

--	vs. Ole Miss	6-1	W
----	--------------	-----	---

## 1913 15-11-2 (8-6-1 SIAA)

Head Coach: W.D. Chadwick

--	ILLINOIS	5-	L
--	ILLINOIS	7-7	T
--	COLUMBUS (Cotton States)	7-3	W
--	MERIDIAN (Cotton States)	2-4	L
--	MARION MILITARY INSTITUTE	7-1	W
--	MARION MILITARY INSTITUTE	2-1	W
--	TULANE	6-2	W
--	TULANE	9-1	W
--	at Alabama	4-5	L
--	at Alabama	1-2	L
--	MILLSAPS COLLEGE	9-4	W
--	MILLSAPS COLLEGE	4-8	L
--	MILLSAPS COLLEGE	10-1	W
--	MILLSAPS COLLEGE	9-2	W
--	at LSU	10-2	W
--	at LSU	7-4	W
--	at LSU	11-7	W
--	at Tulane	6-7 (10)	L
--	at Tulane	5-1	W
--	ALABAMA	3-4 (10)	L
--	ALABAMA	6-6	T
--	ALABAMA	3-8	L
--	MISSISSIPPI COLLEGE	3-9 (10)	L
--	MISSISSIPPI COLLEGE	3-8	L
--	MISSISSIPPI COLLEGE	3-1	W
--	VANDERBILT	10-11	L
--	VANDERBILT	8-2	W
--	VANDERBILT	3-2	W

## 1914 11-9-2 (5-6-1 SIAA)

Head Coach: W.D. Chadwick

--	MARION MILITARY INSTITUTE	6-5	W
--	MILLSAPS COLLEGE	6-5	W
--	MILLSAPS COLLEGE	5-3	W
--	MISSISSIPPI COLLEGE	10-3	W
--	MISSISSIPPI COLLEGE	1-2	L
--	OUACHITA COLLEGE	5-1	W
--	OUACHITA COLLEGE	1-3	L
--	MERCER	5-2	W
--	MERCER	6-7	L
--	at Millsaps College	5-0	W
--	at Mississippi College	5-5	T
--	at Mississippi College	6-7	L
--	GEORGIA TECH	9-1	W
--	OLE MISS	4-3	W
--	OLE MISS	0-4	L

### Played in Columbus, Miss.

--	vs. Ole Miss	2-6	L
----	--------------	-----	---

### Played in Jackson, Miss.

--	vs. Ole Miss	3-4	L
----	--------------	-----	---

### Played in Meridian, Miss.

--	vs. Alabama	10-9	W
--	vs. Alabama	4-2	W
--	VANDERBILT	4-8	L
--	VANDERBILT	3-9	L
--	VANDERBILT	3-3	T





## ALL-TIME RESULTS

1915 12-9-2 (8-6-2 SIAA)		
<i>Head Coach: W.D. Chadwick</i>		
-- SAMFORD	7-5	W
-- SAMFORD	4-7 (4)	L
-- SAMFORD	9-5 (5)	W
<b>Played in Columbus, Miss.</b>		
-- vs. Vanderbilt	2-2 (10)	T
-- ILLINOIS	2-12	L
-- ILLINOIS	4-9	L
-- MISSISSIPPI COLLEGE	4-3	W
-- MISSISSIPPI COLLEGE	3-1	W
-- at Mercer	4-5	L
-- at Mercer	7-5	W
-- at Georgia Tech	6-8	L
-- at Georgia Tech	7-5	W
-- at Georgia	0-3	L
-- at Georgia	0-4	L
-- LSU	3-2	W
-- LSU	4-1	W
-- SEWANEE	3-1	W
-- SEWANEE	4-0	W
-- at Alabama	1-7	L
-- at Alabama	1-2	L
<b>Played in Columbus, Miss.</b>		
-- vs. Auburn	3-0	W
-- vs. Auburn	4-3	W
-- vs. Auburn	1-1	T
1916 11-7 (6-6 SIAA)		
<i>Head Coach: W.D. Chadwick</i>		
-- SAMFORD	8-1	W
-- SAMFORD	9-5	W
-- ILLINOIS	3-1	W
-- ILLINOIS	3-6	L
-- vs. Mississippi College	1-0	W
-- vs. Mississippi College	12-2	W
-- GEORGIA	9-0	W
-- GEORGIA	7-13	L
-- at Ole Miss	5-8	L
-- at Ole Miss	3-1	W
-- at Auburn	2-5	L
-- at Auburn	1-3	L
-- at Auburn	4-5	L
-- OLE MISS	4-3	W
-- OLE MISS	7-6 (10)	W
<b>Played in Columbus, Miss.</b>		
-- vs. Sewanee	6-7 (10)	L
-- vs. Sewanee	8-7	W
-- vs. Sewanee	5-2	W
1917 14-3-2 (9-1-2 SIAA)		
<i>Head Coach: W.D. Chadwick</i>		
-- SAMFORD	6-0	W
-- SAMFORD	4-7	L
-- SAMFORD	8-0	W
-- ILLINOIS	1-5	L
-- ILLINOIS	4-3	W
-- at Alabama	2-9	L
-- at Alabama	11-9	W
-- LSU	0-0 (12)	T
-- LSU	5-2	W
-- SEWANEE	1-0 (10)	W
-- SEWANEE	14-2	W
-- MISSISSIPPI COLLEGE	8-1	W
-- MISSISSIPPI COLLEGE	3-1	W
-- OLE MISS	2-0	W
<b>Played in Tupelo, Miss.</b>		
-- vs. Ole Miss	5-4	W
-- vs. Ole Miss	0-0 (14)	T
-- at Ole Miss	12-3	W
-- TENNESSEE	8-2	W
-- TENNESSEE	7-4	W

1918 10-8 (4-7 SIAA)		
<b>SIAA Champions</b>		
<i>Head Coach: W.D. Chadwick</i>		
-- ILLINOIS	4-6	L
-- ILLINOIS	1-0	W
-- MISSISSIPPI COLLEGE	5-0	W
-- MISSISSIPPI COLLEGE	1-0	W
-- at LSU	2-1	W
-- at LSU	5-11	L
-- at Mississippi College	9-1	W
-- at Mississippi College	4-0	W
-- LSU	0-1	L
-- LSU	0-1	L
-- SEWANEE	11-1	W
-- SEWANEE	14-0	W
-- ALABAMA	2-3	L
-- ALABAMA	2-1 (11)	W
-- OLE MISS	0-2	L
<b>Played in Columbus, Miss.</b>		
-- vs. Ole Miss	7-3	W
<b>Played in West Point, Miss.</b>		
-- vs. Ole Miss	1-4	L
-- at Ole Miss	0-7	L

1919 13-6 (6-4 SIAA)		
<i>Head Coach: S.L. Robinson</i>		
-- SAMFORD	4-3	W
-- SAMFORD	7-4	W
-- MISSISSIPPI COLLEGE	8-0	W
-- MISSISSIPPI COLLEGE	11-1	W
-- VANDERBILT	8-2	W
-- VANDERBILT	10-8	W
-- at Mississippi College	2-3	L
-- at Mississippi College	10-0	W
-- at Ole Miss	4-2	W
-- at Ole Miss	3-4	L
-- at Samford	5-0	W
-- at Samford	13-18	L
-- at Alabama	3-6	L
-- at Alabama	4-14	L
-- GEORGIA TECH	2-6	L
-- GEORGIA TECH	2-1	W
-- LSU	5-0	W
-- OLE MISS	7-3	W
-- OLE MISS	5-3	W

1920 8-8 (6-6 SIAA)		
<i>Head Coach: C.R. "Dudy" Noble</i>		
-- ILLINOIS	3-5	L
-- ILLINOIS	2-3	L
-- MISSISSIPPI COLLEGE	6-3	W
-- MISSISSIPPI COLLEGE	1-0	W
-- SAMFORD	3-2	W
-- SAMFORD	1-2 (10)	L
-- ALABAMA	4-1	W
-- ALABAMA	2-3	L
-- at Vanderbilt	4-2	W
-- at Vanderbilt	6-3	W
-- at Samford	5-8	L
-- at Samford	2-7	L
-- OLE MISS	3-0	W
-- OLE MISS	3-0	W
-- at Ole Miss	3-4	L
-- at Ole Miss	4-5	L

1921 13-8 (6-6 SIAA)		
<b>Southern Conference Champions</b>		
<i>Head Coach: C.R. "Dudy" Noble</i>		
-- ILLINOIS	7-1	W
-- ILLINOIS	1-7	L
-- BIRMINGHAM-SOUTHERN	5-2	W
-- BIRMINGHAM-SOUTHERN	6-0	W
-- at Mississippi College	1-5	L
-- at Mississippi College	1-5	L
-- at Millsaps College	9-0	W
-- at LSU	1-0 (10)	W
-- at LSU	6-0	W
-- at Ole Miss	1-4 (7)	L
-- at Ole Miss	7-2	W
-- ALABAMA	5-1	W
-- ALABAMA	1-0	W
-- OLE MISS	3-6	L
-- OLE MISS	3-2	W
-- OGLETHORPE COLLEGE	1-8	L
-- OGLETHORPE COLLEGE	2-1	W
-- at Alabama	4-12	L
-- at Alabama	6-5	W
-- MISSISSIPPI COLLEGE	1-6	L
-- MISSISSIPPI COLLEGE	6-5	W

1922 16-6-3 (7-1-1 SIAA)		
<b>Southern Conference Champions</b>		
<i>Head Coach: C.R. "Dudy" Noble</i>		
-- at LSU	9-5	W
-- at LSU	5-6	L
-- at Spring Hill College	14-5	W
-- at Spring Hill College	0-7	L
-- ILLINOIS	6-6	T
-- ILLINOIS	3-9	L
-- WISCONSIN	6-6	T
-- WISCONSIN	6-1	W
-- at Tennessee	6-4	W
-- at Vanderbilt	6-3	W
-- at Vanderbilt	9-3	W
-- at Sewanee	6-0	W
-- at Sewanee	2-1	W
-- TEXAS	1-3	L
-- TEXAS	8-5	W
-- OGLETHORPE COLLEGE	2-0	W
-- OGLETHORPE COLLEGE	1-4	L
-- at Alabama	2-2 (7)	T
-- at Alabama	2-6	L
-- OLE MISS	4-0	W
-- OLE MISS	2-0	W
-- at Ole Miss	5-3	W
-- at Ole Miss	3-2	W
-- ALABAMA	4-0	W
-- ALABAMA	3-2	W

1923 14-9 (11-7 SoCon)		
<i>Head Coach: C.R. "Dudy" Noble</i>		
-- ILLINOIS	2-6	L
-- ILLINOIS	0-10	L
<b>Played in Brookhaven, Miss.</b>		
-- vs. LSU	9-1	W
<b>Played in McComb, Miss.</b>		
-- vs. LSU	2-1	W
-- at Millsaps College	6-2	W
-- WISCONSIN	8-1	W
-- WISCONSIN	9-2	W
-- TENNESSEE	0-3	L
-- TENNESSEE	8-4	W
-- GEORGIA	4-5	L
-- GEORGIA	2-1	W
-- FLORIDA	10-0	W
-- FLORIDA	9-0	W
-- at Ole Miss	8-1	W
-- at Ole Miss	9-5	W
-- ALABAMA	7-2	W
-- ALABAMA	3-7	L
-- at Vanderbilt	2-3	L
-- at Vanderbilt	0-20	L
-- at Alabama	6-4	W
-- at Alabama	2-5	L
-- OLE MISS	0-3	L
-- OLE MISS	3-1	W

# ALL-TIME RESULTS

## 1924 17-7 (12-3 SoCon)

### Southern Conference Champions

Head Coach: C.R. "Dudy" Noble

--	at LSU	14-5	W
--	at Tulane	2-6	L
--	at Tulane	3-1	W
--	TENNESSEE	6-4	W
--	TENNESSEE	8-0	W
--	WISCONSIN	3-4	L
--	ILLINOIS	6-3	W
--	ILLINOIS	3-7	L
--	MICHIGAN	11-4	W
--	MICHIGAN	1-3	L
--	VANDERBILT	10-2	W
--	VANDERBILT	6-2	W
--	ALABAMA	3-5	L
--	at Alabama	8-6	W
--	at Alabama	6-1	W

### Played in Montgomery, Ala.

--	vs. Auburn	4-0	W
--	MISSISSIPPI COLLEGE	1-0	W
--	MISSISSIPPI COLLEGE	9-1	W
--	OLE MISS	3-2	W
--	OLE MISS	6-4	W
--	at Ole Miss	1-2	L
--	at Ole Miss	6-2	W
--	at Mississippi College	1-2	L

### Played in Jackson, Miss.

--	vs. Mississippi College	9-5	W
----	-------------------------	-----	---

## 1925 19-7 (9-5 SoCon)

Head Coach: C.R. "Dudy" Noble

--	at Baylor	10-4	W
--	at Baylor	5-6	L
--	at Texas	8-4	W
--	at Texas	12-8	W
--	at Southern Methodist	5-1	W
--	at Southern Methodist	6-0	W
--	ILLINOIS	11-3	W
--	ILLINOIS	7-8	L
--	WISCONSIN	7-4	W
--	WISCONSIN	4-1	W
--	TULANE	11-4	W
--	TULANE	2-4	L
--	at Alabama	1-3	L
--	at Alabama	4-7	L
--	ALABAMA	4-11	L
--	ALABAMA	4-3	W
--	at Ole Miss	2-3	L
--	at Ole Miss	4-3	W

### Played in Greenwood, Miss.

--	vs. Ole Miss	3-1 (S)	W
--	OLE MISS	7-1	W
--	KENTUCKY	9-0	W
--	KENTUCKY	9-3	W
--	LSU	10-4	W
--	LSU	17-6	W
--	MISSISSIPPI COLLEGE	2-1	W
--	MISSISSIPPI COLLEGE	7-0	W

## 1926 18-12 (10-8 SoCon)

Head Coach: C.R. "Dudy" Noble

--	at Spring Hill College	2-0	W
--	at Spring Hill College	6-3	W
--	at Tulane	5-3	W
--	at Tulane	14-4	W
--	at LSU	12-4	W
--	ILLINOIS	4-5	L
--	ILLINOIS	4-6	L
--	IOWA	13-4	W
--	IOWA	2-4	L
--	MISSISSIPPI COLLEGE	4-1	W
--	MISSISSIPPI COLLEGE	10-5	W
--	LSU	11-3	W
--	LSU	7-9	L
--	at Mississippi College	4-0	W
--	at Mississippi College	17-2	W
--	OLE MISS	2-0	W
--	OLE MISS	7-6	W
--	at Alabama	3-6	L
--	at Alabama	8-6	W
--	ALABAMA	1-3	L
--	ALABAMA	5-4	W
--	ALABAMA	10-4	W
--	at Ole Miss	6-7	L
--	at Ole Miss	0-1	L
--	at Vanderbilt	1-2	L
--	at Vanderbilt	7-6	W
--	at Kentucky	2-6	L
--	at Kentucky	4-12	L
--	at Illinois	4-5	L
--	at Illinois	14-7	W

## 1927 13-8-1 (9-7 SoCon)

Head Coach: C.R. "Dudy" Noble

--	at Mercer	4-1	W
--	at Mercer	7-1	W
--	at Florida	2-0	W
--	at Florida	5-2	W
--	at Florida	5-4	W
--	at Georgia Tech	10-3	W
--	at Georgia Tech	7-5	W
--	WISCONSIN	5-4	W
--	ILLINOIS	6-6	T
--	ILLINOIS	2-4	L
--	IOWA	1-0	W
--	TULANE	15-1	W
--	TULANE	10-2	W
--	at Ole Miss	7-0	W
--	at Ole Miss	2-6	L
--	ALABAMA	1-10	L
--	ALABAMA	3-11	L
--	at Alabama	2-4	L
--	OLE MISS	2-3	L
--	OLE MISS	4-9	L
--	VANDERBILT	4-5	L
--	VANDERBILT	2-1	W

## 1928 12-8 (7-6 SoCon)

Head Coach: C.R. "Dudy" Noble

--	JERSEY CITY (Int'l League)	4-3	W
--	MERIDIAN (Cotton States)	7-10	L
--	ILLINOIS	0-1	L
--	ILLINOIS	10-2	W
--	IOWA	8-5	W
--	WISCONSIN	13-2	W
--	WISCONSIN	4-1	W
--	FLORIDA	6-2	W
--	FLORIDA	5-4	W
--	at Tulane	12-4	W
--	at Tulane	2-0	W
--	at LSU	0-1	L
--	at LSU	12-0	W
--	OLE MISS	1-3	L
--	OLE MISS	5-6	L
--	ALABAMA	7-9	L
--	ALABAMA	4-6	L
--	at Alabama	12-13	L
--	at Alabama	2-0	W
--	at Ole Miss	6-5	W

## 1929 9-6-3 (3-5 SoCon)

Head Coach: C.R. "Dudy" Noble

--	ILLINOIS	4-4	T
--	ILLINOIS	5-5	T
--	at Meridian (Cotton States)	1-0	W
--	at Meridian (Cotton States)	2-4	L
--	at Millsaps College	19-0	W
--	at Millsaps College	9-6	W
--	at Mississippi College	11-3	W
--	at Mississippi College	10-4	W
--	TULANE	4-4	T
--	MISSISSIPPI COLLEGE	1-0	W
--	at Alabama	0-2	L
--	at Alabama	8-7	W
--	ALABAMA	4-1	W
--	ALABAMA	4-2	W
--	at Ole Miss	1-2	L
--	at Ole Miss	4-5	L
--	OLE MISS	7-11	L
--	OLE MISS	4-7	L

## 1930 12-12 (6-7 SoCon)

Head Coach: C.R. "Dudy" Noble

--	at LSU	2-3	L
--	at Mississippi College	2-6	L
--	at Mississippi College	2-3	L
--	MILLSAPS COLLEGE	11-2	W
--	MILLSAPS COLLEGE	14-3	W
--	LSU	8-4	W
--	LSU	8-4	W
--	ILLINOIS	0-9	L
--	ILLINOIS	1-7	L
--	ILLINOIS	1-9	L
--	WISCONSIN	5-1	W
--	WISCONSIN	3-2	W
--	at Tulane	3-2	W
--	at Tulane	6-5	W
--	OLE MISS	8-3	W
--	OLE MISS	2-5	L
--	MISSISSIPPI COLLEGE	4-3	W
--	MISSISSIPPI COLLEGE	8-6	W
--	at Alabama	3-4	L
--	at Alabama	0-3	L
--	ALABAMA	3-4 (12)	L
--	ALABAMA	6-4	W
--	at Ole Miss	1-3	L
--	at Ole Miss	5-6	L



## ALL-TIME RESULTS

### 1931 12-9 (8-5 SoCon)

Head Coach: C.R. "Dud" Noble

--	ILLINOIS	2-7	L
--	MICHIGAN STATE	3-4	L
--	ILLINOIS	2-5	L
--	ILLINOIS	3-10	L
--	at Mississippi College	14-4	W
--	at Mississippi College	15-6	W
--	at LSU	3-7	L
--	at LSU	8-2	W
--	MISSISSIPPI COLLEGE	8-4	W
--	MISSISSIPPI COLLEGE	4-3	W
--	LSU	1-2	L
--	at Ole Miss	11-9	W
--	at Ole Miss	7-5	W
--	KENTUCKY	6-3	W
--	KENTUCKY	17-3	W
--	ALABAMA	7-5	W
--	ALABAMA	3-2	W
--	at Alabama	3-7	L
--	at Alabama	1-5	L
--	OLE MISS	6-7	L
--	OLE MISS	5-2	W

### 1932 8-10 (6-8 SoCon)

Head Coach: C.R. "Dud" Noble

--	at Mississippi College	4-3	W
--	at Mississippi College	1-2	L
--	at LSU	6-7	L
--	at LSU	8-6	W
--	LSU	12-0	W
--	LSU	13-10	W
--	MISSISSIPPI COLLEGE	9-0	W
--	MISSISSIPPI COLLEGE	17-18	L
--	OLE MISS	11-2	W
--	OLE MISS	6-9	L
--	at Alabama	6-7	L
--	at Alabama	6-8	L
--	ALABAMA	2-4	L
--	ALABAMA	6-7	L
--	at Ole Miss	0-3	L
--	at Ole Miss	15-3	W
--	at Vanderbilt	3-0	W
--	at Vanderbilt	3-6	L

### 1933 10-5 (5-3 SEC)

Head Coach: C.R. "Dud" Noble

Played in Columbus, Miss.

--	vs. Nashville (Sou. League)	3-7	L
--	vs. Nashville (Sou. League)	2-1	W
--	at Mississippi College	4-0	W
--	at Mississippi College	15-0	W
--	at LSU *	3-0	W
--	at LSU *	9-2	W
--	MISSISSIPPI COLLEGE	7-4	W
--	MISSISSIPPI COLLEGE	5-4	W
--	LSU *	1-0	W
--	LSU *	17-5	W
--	BIRMINGHAM-SOUTHERN	3-7	L
--	ALABAMA *	0-4	L
--	ALABAMA *	2-5	L
--	at Alabama *	12-4	W
--	at Alabama *	3-9	L

### 1934 9-5 (8-4 SEC)

Head Coach: C.R. "Dud" Noble

--	at Mississippi College	4-6	L
--	at Mississippi College	8-2	W
--	at LSU *	11-2	W
--	KENTUCKY *	9-7	W
--	KENTUCKY *	11-4	W
--	LSU *	9-10	L
--	LSU *	25-6	W
--	OLE MISS *	4-2	W
--	OLE MISS *	7-2	W
--	ALABAMA *	3-5	L
--	ALABAMA *	4-3	W
--	at Alabama *	6-7	L
--	at Alabama *	4-5	L
--	at Ole Miss *	9-2	W

### 1935 8-3 (8-3 SEC)

Head Coach: C.R. "Dud" Noble

--	LSU *	15-5	W
--	LSU *	6-5	W
--	at LSU *	2-5	L
--	at LSU *	16-2	W
--	at Ole Miss *	12-2	W
--	at Ole Miss *	6-0	W
--	ALABAMA *	6-3	W
--	ALABAMA *	0-17	L
--	OLE MISS *	4-0	W
--	OLE MISS *	2-1	W
--	at Alabama *	1-2	L

### 1936 8-5-1 (6-4-1 SEC)

Head Coach: C.R. "Dud" Noble

--	MINNESOTA	0-3	L
--	PURDUE	4-3	W
--	PURDUE	14-3	W
--	at LSU *	0-6	L
--	LSU *	4-3	W
--	LSU *	2-3	L
--	at Ole Miss *	13-4	W
--	at Ole Miss *	10-5	W
--	at Alabama *	5-13	L
--	at Alabama *	3-13	L
--	ALABAMA *	3-2	W
--	ALABAMA *	5-5 (11)	T
--	OLE MISS *	5-2	W
--	OLE MISS *	13-10	W

### 1937 11-4 (8-3 SEC)

Head Coach: C.R. "Dud" Noble

--	MINNESOTA	12-6	W
--	MINNESOTA	10-6	W
--	at LSU *	5-1	W
--	at LSU *	10-4	W
--	NORTHWESTERN	27-4	W
--	NORTHWESTERN	2-3	L
--	LSU *	5-4	W
--	LSU *	13-2	W
--	OLE MISS *	7-6	W
--	OLE MISS *	7-0	W
--	ALABAMA *	6-2	W
--	at Alabama *	7-9	L
--	at Alabama *	3-11	L
--	at Ole Miss *	4-6	L
--	at Ole Miss *	4-3	W

### 1938 5-7 (3-7 SEC)

Head Coach: C.R. "Dud" Noble

--	MINNESOTA	3-2	W
--	MINNESOTA	2-1	W
--	at LSU *	4-1	W
--	at LSU *	1-8	L
--	at Ole Miss *	3-4	L
--	at Ole Miss *	4-5	L
--	at Alabama *	0-10	L
--	at Alabama *	4-9	L
--	ALABAMA *	6-5	W
--	ALABAMA *	3-4	L
--	OLE MISS *	6-8	L
--	OLE MISS *	6-2	W

### 1939 7-10 (4-9 SEC)

Head Coach: C.R. "Dud" Noble

--	MINNESOTA	9-5	W
--	MINNESOTA	4-5	L
--	NORTHWESTERN	17-2	W
--	NORTHWESTERN	7-2	W
--	at LSU *	3-8	L
--	at LSU *	1-4	L
--	AUBURN *	1-4	L
--	AUBURN *	2-8	L
--	LSU *	4-5	L
--	OLE MISS *	4-11	L
--	OLE MISS *	0-3	L
--	ALABAMA *	2-1	W
--	ALABAMA *	7-4	W
--	at Alabama *	6-11	L
--	at Alabama *	7-4	W
--	at Ole Miss *	0-1	L
--	at Ole Miss *	7-1	W

### 1940 5-9 (4-7 SEC)

Head Coach: C.R. "Dud" Noble

--	MINNESOTA	1-7	L
--	MINNESOTA	3-4 (6)	L
--	ILLINOIS STATE	9-4	W
--	at LSU *	0-7	L
--	at LSU *	2-8	L
--	LSU *	5-21	L
--	at Ole Miss *	1-5	L
--	at Ole Miss *	10-5	W
--	at Alabama *	8-12	L
--	at Alabama *	5-11	L
--	ALABAMA *	7-3	W
--	ALABAMA *	3-7	L
--	OLE MISS *	8-4	W
--	OLE MISS *	14-9	W

### 1941 8-9 (7-8 SEC)

Head Coach: C.R. "Dud" Noble

--	MINNESOTA	1-7	L
--	MINNESOTA	6-3 (6)	W
--	at LSU *	14-0	W
--	at LSU *	2-10	L
--	TULANE *	4-2	W
--	TULANE *	10-0	W
--	LSU *	4-1	W
--	LSU *	5-4	W
--	KENTUCKY *	29-2	W
--	OLE MISS *	0-6	L
--	OLE MISS *	7-10	L
--	ALABAMA *	3-6	L
--	ALABAMA *	4-5	L
--	at Alabama *	1-13	L
--	at Alabama *	3-9	L
--	at Ole Miss *	4-2	W
--	at Ole Miss *	5-7	L

### 1942 8-6-1 (7-6-1 SEC)

Head Coach: C.R. "Dud" Noble

--	at LSU *	1-0	W
--	at LSU *	2-3	L
--	at Tulane *	4-3	W
--	at Tulane *	3-2	W
--	LSU *	1-4	L
--	LSU *	26-3	W
--	at Ole Miss *	6-7	L
--	at Ole Miss *	7-0	W
--	Columbus Air Base	13-3	W
--	at Alabama *	1-9	L
--	at Alabama *	1-4	L
--	ALABAMA *	5-8	L
--	ALABAMA *	9-8	W
--	OLE MISS *	3-0	W
--	OLE MISS *	5-5 (12)	T



# ALL-TIME RESULTS

## 1943 3-9 (3-9 SEC)

Head Coach: C.R. "Dudy" Noble

--	at LSU *	3-6	L
--	at LSU *	0-4	L
--	TULANE *	7-9	L
--	TULANE *	1-2	L
--	LSU *	5-16	L
--	LSU *	6-5	W
--	ALABAMA *	10-29	L
--	ALABAMA *	6-3	W
--	at Ole Miss *	4-3	W
--	at Ole Miss *	4-8	L
--	at Alabama *	2-4	L
--	at Alabama *	4-12	L

## 1944 (NO TEAM)

## 1945 (NO TEAM)

## 1946 2-10 (2-9 SEC)

Head Coach: C.R. "Dudy" Noble

--	at LSU *	0-21	L
--	at LSU *	1-19	L
--	at Tulane	12-8	W
--	at Tulane	21-12	W
--	LSU *	6-9	L
--	LSU *	1-12	L
--	BRADLEY	0-4	L
--	at Alabama *	1-20	L
--	at Alabama *	8-10	L
--	ALABAMA *	1-12	L
--	ALABAMA *	12-13	L
--	at Ole Miss *	1-13	L

## 1947 8-8 (7-8 SEC)

Head Coach: C.R. "Dudy" Noble

--	TULANE	8-0	W
--	at LSU *	9-5	W
--	at LSU *	4-5	L
--	SOUTHERN MISS	9-6	W
--	AUBURN *	1-4	L
--	LSU *	5-13	L
--	LSU *	7-4	W
--	at Ole Miss *	3-4	L
--	at Alabama *	1-3	L
--	at Alabama *	3-6	L
--	ALABAMA *	5-8	L
--	ALABAMA *	10-4	W
--	at Auburn *	7-1	W
--	at Auburn *	9-6	W
--	OLE MISS *	2-4	L
--	OLE MISS *	11-1	W

## 1948 17-6 (12-5 SEC)

SEC Champions

Head Coach: R.P. Patty

3/24	ILLINOIS	5-10	L
3/25	ILLINOIS	8-1	W
3/29	BRADLEY	4-3	W
4/2	at LSU *	5-3	W
4/3	at LSU *	16-17	L
4/5	at Tulane *	5-6	L
4/6	at Tulane *	3-8	L
4/9	FLORIDA *	8-7	W
4/16	LSU *	6-2	W
4/17	LSU *	15-8	W
4/22	OLE MISS *	6-5	W
4/23	OLE MISS *	17-5	W
4/26	ALABAMA *	6-3	W
4/27	ALABAMA *	8-6	W
4/30	at Alabama *	0-9	L
5/1	at Alabama *	5-7	L
5/4	at Florida *	15-3	W
5/5	at Florida *	7-5	W
5/10	at Ole Miss *	6-5	W
5/11	at Ole Miss *	18-4	W

SEC Playoffs

--	AUBURN	6-2	W
--	AUBURN	8-5	W
--	at Auburn	4-3	W

NOTE: Two results from 1948 are missing

## 1949 19-6 (13-3 SEC)

SEC Champions

Head Coach: R.P. Patty

4/4	TULANE *	11-2	W
4/5	TULANE *	10-2	W
4/8	at LSU *	9-7	W
4/9	at LSU *	9-7	W
4/15	LSU *	7-2	W
4/16	LSU *	16-4	W
4/18	at Alabama *	1-10	L
4/19	at Alabama *	7-4	W
--	DELTA STATE	3-1	W
--	DELTA STATE	9-2	W
4/29	OLE MISS *	7-2	W
4/30	OLE MISS *	10-3	W
5/6	ALABAMA *	7-3	W
5/7	ALABAMA *	3-8	L
5/9	at Ole Miss *	6-2	W
5/10	at Ole Miss *	6-5	W
5/13	at Tulane *	2-7	L
5/14	at Tulane *	10-4	W

SEC Playoffs

--	KENTUCKY *	6-3	W
--	KENTUCKY *	9-2	W
--	at Kentucky *	2-3	L
--	at Kentucky *	7-5	W

NCAA District III Tournament (Charlotte, N.C.)

--	Richmond	6-2	W
--	Wake Forest	3-4 (13)	L
--	Kentucky	2-5	L

## 1950 13-6 (9-5 SEC)

Head Coach: R.P. Patty

3/31	at LSU *	2-11	L
4/7	ILLINOIS WESLEYAN	7-6	W
4/10	MEMPHIS	14-2	W
4/11	MEMPHIS	11-1	W
4/17	LSU *	3-4	L
4/18	LSU *	5-2	W
--	LSU *	7-1	W
4/21	at Alabama *	3-6	L
4/22	at Alabama *	1-0	W
4/24	TULANE *	14-5	W
4/25	TULANE *	22-10	W
4/27	OLE MISS *	5-4	W
4/28	OLE MISS *	2-3	L
5/3	DELTA STATE	6-8	L
5/4	DELTA STATE	11-1	W
5/10	at Ole Miss *	6-4	W
5/11	at Ole Miss *	11-5	W
5/15	ALABAMA *	5-11	L
5/16	ALABAMA *	4-3	W

## 1951 11-9 (6-9 SEC)

Head Coach: R.P. Patty

3/23	at Mississippi College	23-9	W
--	at Mississippi College	19-3	W
3/24	at Northwestern State	6-2	W
3/30	at Tulane *	6-16	L
3/30	at Tulane *	6-4	W
4/2	WHEATON	9-8	W
4/3	WHEATON	6-2	W
4/13	ALABAMA *	17-10	W
4/14	ALABAMA *	3-5	L
4/18	TULANE *	9-4	W
4/19	TULANE *	6-1	W
4/20	LSU *	2-16	L
4/24	at Alabama *	3-4	L
4/25	at Alabama *	2-4	L
4/27	at VANDERBILT *	7-2	W
4/28	at VANDERBILT *	6-3	W
5/4	OLE MISS *	0-6	L
5/5	OLE MISS *	5-9	L
5/11	at Ole Miss *	5-6	L
5/12	at Ole Miss *	2-8	L

## 1952 12-11 (6-9 SEC)

Head Coach: R.P. Patty

3/21	ALABAMA *	5-6	L
3/22	ALABAMA *	2-3 (11)	L
--	MEMPHIS	14-3	W
--	MEMPHIS	13-6	W
--	MERIDIAN (Cotton States)	7-2	W
--	at LSU *	0-4	L
--	at LSU *	9-10 (11)	L
4/18	at Tulane *	1-4	L
4/19	at Tulane *	5-6	L
4/23	LSU *	6-7	L
4/24	LSU *	8-7	W
4/25	TULANE *	6-7	L
4/26	TULANE *	18-7	W
4/30	at Ole Miss *	14-1	W
5/1	at Ole Miss *	5-9	L
5/5	VANDERBILT *	5-4	W
5/6	VANDERBILT *	11-4	W
5/9	OLE MISS *	7-0	W
--	at Mississippi College	12-2	W
--	at Mississippi College	3-2	W
--	MERIDIAN	2-1	W
--	MERIDIAN	2-3	L
--	MERIDIAN	0-4	L



# ALL-TIME RESULTS

1953 15-7 (12-3 SEC)			
Head Coach: R.P. Patty			
3/27	at Alabama *	6-1	W
3/28	at Alabama *	5-1	W
4/3	at LSU *	13-0	W
4/4	at LSU *	2-1	W
4/6	at Mississippi College	18-2	W
4/7	at Mississippi College	7-0	W
4/10	OLE MISS *	3-11	L
4/11	OLE MISS *	2-1	W
4/17	TULANE *	5-2	W
4/18	TULANE *	16-4	W
4/20	LSU *	16-7	W
4/21	LSU *	4-11	L
4/24	ALABAMA *	3-0	W
5/1	VANDERBILT *	8-0	W
5/2	VANDERBILT *	12-11	W
5/8	at Ole Miss *	5-1	W
5/9	at Ole Miss *	5-6	L
<b>SEC Playoffs</b>			
--	GEORGIA	1-3	L
--	GEORGIA	0-1	L
<b>NCAA District III Tournament (Durham, N.C.)</b>			
--	Duke	3-9	L
--	Rollins	6-5	W
--	Duke	4-5	L

1954 9-7 (7-7 SEC)			
Head Coach: R.P. Patty			
--	NORTHERN ILLINOIS	12-3	W
4/2	at LSU *	7-6	W
4/3	at LSU *	4-7	L
4/5	at Tulane *	4-10	L
--	at Tulane *	1-4	L
4/14	TULANE *	6-1	W
4/15	TULANE *	7-6	W
4/16	LSU *	7-1	W
4/17	LSU *	2-1	W
4/19	ARKANSAS STATE	13-3	W
4/26	at Alabama *	0-3	L
4/27	at Alabama *	7-4	W
5/12	OLE MISS *	2-4	L
5/13	OLE MISS *	5-6	L
5/7	ALABAMA *	9-18	L
5/8	ALABAMA *	5-2	W

1955 9-10 (7-9 SEC)			
Head Coach: R.P. Patty			
3/24	ALABAMA	2-3	L
3/25	ALABAMA *	6-5	W
3/28	at Alabama *	2-5	L
3/29	at Alabama *	3-5	L
4/1	LSU *	4-9	L
4/2	LSU *	3-2	W
4/8	at Mississippi College	5-1	W
4/11	TULANE *	6-9	L
4/11	TULANE *	2-0	W
4/15	LOYOLA	6-10	L
--	LOYOLA	7-5	W
4/22	at LSU *	12-4	W
4/23	at LSU *	13-10	W
4/25	at Tulane *	5-9	L
4/26	at Tulane *	20-13	W
5/2	at Ole Miss *	5-4	W
5/3	at Ole Miss *	2-4	L
5/6	OLE MISS *	4-9	L
5/7	OLE MISS *	4-10	L

1956 11-9 (6-9 SEC)			
Head Coach: R.P. Patty			
--	at Mississippi College	4-2	W
--	at Mississippi College	9-0	W
--	MISSISSIPPI COLLEGE	15-5	W
--	MISSISSIPPI COLLEGE	5-4	W
--	TULANE *	1-8	L
--	TULANE *	12-0	W
--	TULANE *	4-2	W
--	ILLINOIS WESLEYAN	4-3	W
--	at Vanderbilt *	27-8	W
--	at Vanderbilt *	9-4	W
--	at Ole Miss *	3-9	L
--	at Ole Miss *	2-14	L
--	ALABAMA *	2-4	L
--	ALABAMA *	3-6	L
--	ALABAMA *	4-1	W
--	at LSU *	0-3	L
--	at LSU *	10-1	W
--	at LSU *	2-5	L
--	OLE MISS *	2-6	L
--	OLE MISS *	5-8	L

1957 13-5 (10-5 SEC)			
Head Coach: Paul Gregory			
3/20	at Southeastern Louisiana	1-0	W
3/20	at Tulane *	3-4 (12)	L
3/23	at Tulane *	4-0	W
3/29	MISSISSIPPI COLLEGE	17-3	W
3/30	MISSISSIPPI COLLEGE	10-2	W
4/5	VANDERBILT *	9-3	W
4/6	VANDERBILT *	9-1	W
--	VANDERBILT *	9-0	W
4/12	OLE MISS *	6-5	W
4/13	OLE MISS *	6-3	W
4/19	at Alabama *	0-3	L
4/20	at Alabama *	1-2	L
--	at Alabama *	7-1	W
4/26	LSU *	4-1	W
4/27	LSU *	4-1	W
--	LSU *	0-2	L
5/3	at Ole Miss *	4-5	L
5/4	at Ole Miss *	4-3	W

1958 14-10 (8-6 SEC)			
Head Coach: Paul Gregory			
3/24	ARKANSAS STATE	8-1	W
3/25	ARKANSAS STATE	3-2	W
3/29	at LSU *	5-2	W
3/39	at LSU *	3-7	L
3/31	at Tulane *	22-4	W
4/1	at Tulane *	8-9	L
4/2	at Loyola	5-6	L
4/3	at Southeastern Louisiana	3-2	W
<b>Played in Ponchatoula, La.</b>			
4/4	vs. Northern Illinois	14-6	W
4/5	vs. ULM	19-2	W
4/7	ARKANSAS *	0-1	L
4/8	ARKANSAS *	8-9	L
4/11	MEMPHIS	12-6	W
4/12	MEMPHIS	3-6	L
4/14	TULANE *	7-0	W
4/15	TULANE *	10-1	W
4/18	ALABAMA *	0-7	L
4/19	ALABAMA *	5-4	W
4/30	at Alabama *	3-1	W
5/1	at Alabama *	2-3	L
5/5	LSU *	1-3	L
5/6	LSU *	5-7	L
5/9	OLE MISS *	6-5	W
5/10	OLE MISS *	7-5	W

1959 12-13 (5-10 SEC)			
Head Coach: Paul Gregory			
3/25	at Louisiana Tech	2-4	L
<b>Northeast Louisiana Tournament (Monroe, La.)</b>			
3/26	vs. Northwestern State	2-1	W
--	at ULM	3-2	W
--	vs. LSU	0-10	L
--	vs. Northwestern State	9-0	W
--	at ULM	0-1	L
--	vs. LSU	7-0	W
--	TULANE *	1-4	L
3/31	TULANE *	9-1	W
4/3	at Tulane *	11-0	W
4/4	at Tulane *	3-11	L
4/6	at LSU *	8-6	W
4/7	at LSU *	4-6	L
4/8	at Southeastern Louisiana	10-6	W
4/13	LSU *	3-2	W
4/14	LSU *	4-3	W
4/18	OLE MISS *	1-11	L
4/24	at Alabama *	2-6	L
4/25	at Alabama *	5-8	L
5/1	MEMPHIS	3-1	W
5/2	MEMPHIS	7-2	W
5/9	ALABAMA *	4-6	L
5/9	ALABAMA *	4-5	L
5/15	at Ole Miss *	2-4	L
5/16	at Ole Miss *	2-6	L

1960 16-11 (8-8 SEC)			
Head Coach: Paul Gregory			
3/18	MISSISSIPPI COLLEGE	8-1	W
3/19	MISSISSIPPI COLLEGE	9-4	W
3/25	ILLINOIS WESLEYAN	6-2	W
3/26	ILLINOIS WESLEYAN	17-7	W
4/1	LSU *	6-5	W
4/2	LSU *	7-8	L
4/4	TULANE *	10-2	W
4/5	TULANE *	16-0	W
4/8	at Ole Miss *	0-8	L
4/9	at Ole Miss *	1-14	L
4/11	at Tulane *	0-1	L
4/12	at Tulane *	6-0	W
<b>Northeast Louisiana Tournament (Monroe, La.)</b>			
--	vs. LSU	4-6	L
--	vs. Northwestern State	3-1	W
--	at ULM	5-3	W
--	vs. Arkansas	3-2	W
--	vs. Baylor	14-2	W
4/18	at LSU *	2-1	W
4/19	at LSU *	10-9	W
4/22	MEMPHIS	2-4	L
4/23	MEMPHIS	3-9	L
4/29	ALABAMA *	6-7	L
4/30	ALABAMA *	7-9	L
5/6	OLE MISS *	18-4	W
5/7	OLE MISS *	3-4	L
5/11	at Alabama *	9-5	W
5/12	at Alabama *	2-7	L

1961 12-7 (7-6 SEC)			
Head Coach: Paul Gregory			
3/24	at LSU *	2-4	L
3/25	at LSU *	9-4	W
4/7	ALABAMA *	7-5	W
4/8	ALABAMA *	2-8	L
4/10	at Alabama *	10-1	W
4/11	at Alabama *	5-3	W
4/14	OLE MISS *	4-5	L
4/15	OLE MISS *	9-2	W
4/17	MEMPHIS	4-3	W
4/18	MEMPHIS	19-0	W
4/21	LSU *	2-3	L
4/22	LSU *	2-4	L
4/24	TULANE *	16-3	W
4/25	TULANE *	8-3	W
4/28	DELTA STATE	5-4	W
4/29	DELTA STATE	10-1	W
5/1	at Arkansas State	6-1	W
5/2	at Arkansas State	2-3	L
5/5	OLE MISS *	4-5	L



# ALL-TIME RESULTS

## 1962 21-5-1 (14-1-1 SEC)

Head Coach: Paul Gregory

--	ULM	3-1	W
--	ULM	6-7	L
--	ARKANSAS STATE	8-1	W
--	ARKANSAS STATE	19-0	W
--	ILLINOIS WESLEYAN	9-1	W
--	ILLINOIS WESLEYAN	11-3	W
3/30	TULANE *	3-0	W
3/31	TULANE *	8-1	W
4/6	at Alabama *	3-2	W
4/7	at Alabama *	8-3	W
4/9	ALABAMA *	9-5	W
4/10	ALABAMA *	9-0	W
4/13	at LSU *	3-4	L
4/14	at LSU *	5-3	W
4/16	at Tulane *	6-1	W
4/17	at Tulane *	2-2	T
4/20	MEMPHIS	8-23	L
4/21	MEMPHIS	10-1	W
4/23	OLE MISS *	5-1	W
4/24	OLE MISS *	6-1	W
4/27	LSU *	3-2	W
4/28	LSU *	4-3	W
5/4	at Ole Miss *	4-1	W
5/5	at Ole Miss *	5-0	W

### SEC Playoffs

--	at Florida	3-8	L
--	FLORIDA	3-2	W
--	FLORIDA	7-8	L

## 1963 17-11 (9-7 SEC)

Head Coach: Paul Gregory

### Loyola Coca-Cola Invitational (New Orleans, La.)

3/14	vs. LSU	1-2	L
3/15	vs. Illinois	2-0	W
3/16	at Loyola	4-5	L
3/22	ARKANSAS STATE	9-1	W
3/23	ARKANSAS STATE	12-2	W
3/25	at Alabama *	1-0	W
3/26	at Alabama *	19-5	W
3/29	ILLINOIS WESLEYAN	7-5	W
3/30	ILLINOIS WESLEYAN	6-3	W
4/1	SOUTHERN MISS	8-4	W
4/2	SOUTHERN MISS	6-3	W
4/5	LSU *	3-6	L
4/6	LSU *	1-4	L
4/12	ALABAMA *	6-5	W
4/13	ALABAMA *	10-4	W
4/15	at Ole Miss *	0-5	L
4/16	at Ole Miss *	1-6	L
4/19	TULANE *	13-1	W
4/20	TULANE *	8-3	W
4/22	at Arkansas State	6-0	W
4/23	at Arkansas State	1-3	L
4/25	at Southern Miss	5-3	W
4/26	at Tulane *	8-10	L
4/27	at Tulane *	9-2	W
4/29	at LSU *	4-8 (12)	L
4/30	at LSU *	3-7	L
5/3	OLE MISS *	5-3	W
5/4	OLE MISS *	5-6 (15)	L

## 1964 17-12 (7-7 SEC)

Head Coach: Paul Gregory

3/16	ARKANSAS STATE	7-0	W
3/17	ARKANSAS STATE	21-1	W
3/20	ALABAMA *	5-3	W
3/21	ALABAMA *	4-7	L
3/23	NICHOLLS STATE	1-0	W
3/24	NICHOLLS STATE	5-3	W
<b>Florida State Invitational (Tallahassee, Fla.)</b>			
--	vs. North Carolina	3-2	W
--	vs. ULM	4-1	W
--	at Florida State	1-7	L
3/30	at Florida *	10-2	W
3/31	at Florida *	1-6	L
4/2	SOUTHERN MISS	6-10	L
4/3	ILLINOIS WESLEYAN	7-2	W
4/4	ILLINOIS WESLEYAN	5-1	W
4/6	at Arkansas State	3-0	W
4/7	at Arkansas State	4-7	L
4/10	LSU *	11-5	W
4/11	LSU *	2-5	L
4/17	at Alabama *	4-14	L
4/18	at Alabama *	3-4	L
4/20	OLE MISS *	5-7	L
4/21	OLE MISS *	0-8	L
4/24	TULANE *	8-1	W
4/30	at Southern Miss	1-3	L
5/1	at Tulane *	4-1	W
5/2	at Tulane *	2-0	W
5/4	at LSU *	14-2	W
5/5	at LSU *	4-14	L
5/8	at Ole Miss *	5-2	W

## 1965 16-10 (11-4 SEC)

### SEC Champion

Head Coach: Paul Gregory

3/26	at Southern Miss	0-2	L
4/2	LSU *	5-2	W
4/7	ILLINOIS WESLEYAN	3-7	L
4/8	ILLINOIS WESLEYAN	11-2	W
4/9	ALABAMA *	11-0	W
4/10	ALABAMA *	0-1	L
--	DELTA STATE	0-1	L
--	DELTA STATE	6-1	W
4/16	at Ole Miss *	17-13	W
4/17	at Ole Miss *	8-6	W
4/19	TULANE *	2-7	L
4/20	TULANE *	1-0	W
4/23	at LSU *	0-6	L
4/24	at LSU *	5-0	W
4/26	at Tulane *	5-4	W
4/27	at Tulane *	2-0	W
5/3	at Alabama *	3-2	W
5/4	at Alabama *	1-0	W
5/7	OLE MISS *	9-3	W
5/8	OLE MISS *	7-10	L

### SEC Playoffs

--	AUBURN	10-1	W
--	at Auburn	2-3	L
--	at Auburn	2-1 (10)	W

### NCAA District III Tournament (Gastonia, N.C.)

--	vs. Florida State	6-3	W
--	vs. Furman	2-5	L
--	vs. Florida State	2-6	L

## 1966 20-11 (11-4 SEC)

### SEC Champion

Head Coach: Paul Gregory

### Florida State Invitational (Tallahassee, Fla.)

--	at Florida State	2-24	L
--	vs. Auburn	2-4	L
--	vs. Auburn	6-5	W
--	ARKANSAS STATE	9-1	W
--	ARKANSAS STATE	7-3	W
--	DELTA STATE	3-2	W
--	at Delta State	4-5	L
--	ALABAMA *	5-1	W
--	ALABAMA *	2-1 (14)	W
--	LSU *	9-2	W
--	LSU *	3-0	W
--	at Alabama *	7-9	L
--	at Alabama *	4-1	W
--	ARKANSAS *	9-3	W
--	ARKANSAS *	18-0	W
--	at Tulane *	7-3	W
--	at Tulane *	6-9	L
--	at LSU *	9-1	W
--	at LSU *	1-0	W
--	OLE MISS *	0-2	L
--	OLE MISS *	2-1	W
--	TULANE *	10-3	W
--	at Memphis	2-3	L
--	at Memphis	2-3	L
--	at Ole Miss *	6-1	W
--	at Ole Miss *	0-5	L

### SEC Playoffs

--	at TENNESSEE	7-4	W
--	TENNESSEE	9-3	W

### NCAA District III Tournament (Gastonia, N.C.)

--	vs. Florida State	4-3	W
--	vs. North Carolina	4-5	L
--	vs. Florida State	0-7	L

## 1967 17-14 (9-9 SEC)

Head Coach: Paul Gregory

### Riverside National Tournament (Riverside, Calif.)

3/20	vs. BYU	2-4	L
3/21	at UC Riverside	5-4 (10)	W
3/21	vs. Yale	7-6	W
3/22	vs. UCLA	10-12	L
3/23	vs. Wyoming	5-2	W
3/24	vs. Washington	5-3	W
3/25	vs. Ohio State	11-4	W
3/31	at Ole Miss *	0-7	L
3/31	at Ole Miss *	0-1	L
4/1	at Ole Miss *	9-6	W
4/3	ILLINOIS WESLEYAN	5-3	W
4/3	ILLINOIS WESLEYAN	6-5 (10)	W
4/7	LSU *	3-1	W
4/8	LSU *	3-1	W
--	LSU *	8-9	L
4/10	SOUTHERN MISS	7-8	L
4/11	SOUTHERN MISS	4-2	W
4/14	ALABAMA *	4-0	W
4/14	ALABAMA *	4-1	W
4/15	ALABAMA *	0-5	L
4/17	at Arkansas State	2-5	L
4/18	at Arkansas State	2-3	L
4/21	at LSU *	2-0	W
4/22	at LSU *	3-6	L
--	at LSU *	3-5	L
4/28	at Alabama *	1-8	L
4/29	at Alabama *	3-2	W
--	at Alabama *	2-4	L
5/5	OLE MISS *	2-1	W
5/5	OLE MISS *	3-0	W
5/6	OLE MISS *	3-13	L



## ALL-TIME RESULTS

1968	16-17 (7-10 SEC)	
<i>Head Coach: Paul Gregory</i>		
3/11	CLEMSON	3-6 L
3/12	CLEMSON	1-2 L
<b>Riverside National Tournament (Riverside, Calif.)</b>		
3/18	at UC Riverside	10-0 W
3/19	vs. BYU	1-3 L
3/20	vs. Kansas	11-4 W
3/20	vs. Tennessee	4-1 W
3/22	vs. Pittsburgh	2-1 W
--	vs. Oregon	5-6 L
3/23	vs. UCLA	6-12 L
3/25	ARKANSAS STATE	0-1 L
3/26	ARKANSAS STATE	6-5 W
3/29	ILLINOIS WESLEYAN	5-0 W
3/30	ILLINOIS WESLEYAN	4-1 W
4/5	OLE MISS *	2-1 W
4/5	OLE MISS *	1-2 L
4/6	OLE MISS *	1-4 L
4/12	ARKANSAS	19-11 W
4/15	SOUTHERN MISS	2-4 L
4/16	SOUTHERN MISS	4-3 W
4/19	at Alabama *	5-3 W
4/19	at Alabama *	2-3 L
4/20	at Alabama *	11-5 W
4/22	LSU *	3-4 (8) L
4/22	LSU *	2-7 L
4/23	LSU *	3-2 W
4/26	ALABAMA *	8-7 W
4/26	ALABAMA *	0-11 L
4/27	ALABAMA *	0-6 L
5/3	at LSU *	6-3 (9) W
5/3	at LSU *	0-4 L
5/4	at LSU *	3-4 (11) L
5/10	at Ole Miss *	8-2 W
5/11	at Ole Miss *	1-4 L
1969	20-10 (11-7 SEC)	
<i>Head Coach: Paul Gregory</i>		
3/24	TENNESSEE *	7-10 L
3/25	TENNESSEE *	2-8 L
3/29	INDIANA STATE	1-0 W
3/29	INDIANA STATE	13-2 W
4/1	at Loyola	5-0 W
4/1	at Loyola	5-3 W
4/4	ILLINOIS WESLEYAN	7-5 W
4/5	ILLINOIS WESLEYAN	3-6 L
4/7	at Ole Miss *	0-4 L
4/7	at Ole Miss *	1-2 L
4/8	at Ole Miss *	3-4 L
4/11	ALABAMA *	4-3 (12) W
4/11	ALABAMA *	4-1 W
4/12	ALABAMA *	2-1 (15) W
4/18	LSU *	4-2 W
4/18	LSU *	4-6 L
4/19	LSU *	3-2 W
4/22	SOUTHERN MISS	7-4 W
4/23	SOUTHERN MISS	12-1 W
--	at Alabama *	0-4 L
--	at Alabama *	1-3 L
--	at Alabama *	6-2 W
4/28	at Arkansas State	5-1 W
4/29	at Arkansas State	3-0 W
5/2	at LSU *	3-0 W
5/2	at LSU *	3-5 L
5/3	at LSU *	10-4 W
5/9	OLE MISS *	2-0 W
5/10	OLE MISS *	11-5 W
5/10	OLE MISS *	10-3 W

1970	32-8 (11-4 SEC)	
<b>SEC Champion</b>		
<i>Head Coach: Paul Gregory</i>		
3/10	CHRISTIAN BROTHERS	7-1 W
3/10	CHRISTIAN BROTHERS	1-3 L
3/12	LOYOLA	6-1 W
3/14	LOYOLA	5-1 W
3/17	MEMPHIS	3-0 W
3/18	MEMPHIS	3-2 W
3/23	at Memphis	6-1 W
3/24	at Memphis	3-1 (11) W
3/26	NEW ORLEANS	11-2 W
3/27	NEW ORLEANS	7-1 W
--	NEW ORLEANS	8-4 W
4/3	OLE MISS *	4-0 W
4/3	OLE MISS *	1-4 L
4/4	OLE MISS *	9-1 W
4/6	at Southern Miss	3-1 W
4/7	at Southern Miss	4-1 W
4/10	at Alabama *	2-3 L
4/11	at Alabama *	2-1 W
--	at New Orleans	7-5 (8) W
--	at LSU *	5-3 W
4/15	at LSU *	3-1 W
4/17	at LSU *	5-3 W
4/21	ARKANSAS STATE	11-7 W
4/21	ARKANSAS STATE	3-0 W
4/24	ALABAMA *	4-1 W
4/24	ALABAMA *	1-0 W
4/25	ALABAMA *	5-1 W
5/2	LSU *	5-0 W
5/4	ARKANSAS	6-0 W
5/4	ARKANSAS	1-0 W
5/8	at Ole Miss *	1-5 L
5/8	at Ole Miss *	3-5 L
5/9	at Ole Miss *	3-0 W
<b>SEC Playoffs</b>		
--	at Tennessee	4-8 L
--	TENNESSEE	4-3 (10) W
--	TENNESSEE	1-0 W
<b>NCAA District III Tournament (Gastonia, N.C.)</b>		
--	vs. Maryland	2-3 L
--	vs. East Carolina	12-6 W
--	vs. Maryland	8-4 W
--	vs. Florida State	4-5 L

1971	32-12 (13-5 SEC)	
<b>SEC Champion</b>		
<i>Head Coach: Paul Gregory</i>		
3/2	IOWA STATE	7-5 W
3/4	IOWA STATE	6-5 W
3/13	MEMPHIS	10-0 W
3/13	MEMPHIS	6-2 W
3/18	CLEMSON	4-6 L
3/19	CLEMSON	2-1 W
3/20	CLEMSON	8-10 L
3/23	ST. OLAF	7-0 W
3/23	ST. OLAF	2-1 (10) W
3/26	ILLINOIS WESLEYAN	11-0 W
3/26	ILLINOIS WESLEYAN	5-0 W
3/29	NEW ORLEANS	5-0 W
3/29	NEW ORLEANS	8-1 W
3/31	at Loyola	2-5 L
4/2	at LSU *	0-2 L
4/2	at LSU *	1-3 L
4/3	at LSU *	1-9 L
4/10	LSU *	2-1 W
--	LSU *	7-4 W
--	LSU *	11-2 W
4/16	at Alabama *	6-4 W
4/16	at Alabama *	9-6 W
4/17	at Alabama *	5-6 (10) L
4/19	at Arkansas State	5-4 W
4/20	at Arkansas State	6-4 W
4/23	ALABAMA *	8-7 W
4/23	ALABAMA *	6-2 W
4/24	ALABAMA *	7-8 (13) L
4/27	SOUTHERN MISS	9-0 W
4/28	SOUTHERN MISS	3-6 L
4/30	at Ole Miss *	15-12 (10) W
4/30	at Ole Miss *	7-5 (11) W
5/1	at Ole Miss *	5-2 W
5/7	OLE MISS *	7-6 W
5/8	OLE MISS *	4-2 W
5/8	OLE MISS *	9-7 W
<b>SEC Playoffs</b>		
--	VANDERBILT	5-1 W
--	at Vanderbilt	3-1 W
<b>NCAA District III Tournament (Gastonia, N.C.)</b>		
--	vs. Maryland	2-1 W
--	vs. Miami (Fla.)	7-3 W
--	vs. Georgia Tech	8-20 L
--	vs. Georgia Tech	5-2 W
<b>College World Series (Omaha, Neb.)</b>		
--	vs. Tulsa	2-5 L
--	vs. BYU	1-3 L

# ALL-TIME RESULTS

## 1972 24-16 (7-11 SEC)

Head Coach: Paul Gregory

--	GEORGIA STATE	9-1	W
--	GEORGIA STATE	11-0	W
--	at Memphis	2-11	L
--	at Memphis	1-4	L
--	ALBION COLLEGE	10-3	W
--	ALBION COLLEGE	5-2	W
--	CHRISTIAN BROTHERS	8-0	W
--	CHRISTIAN BROTHERS	1-0	W
--	at Southern Miss	4-0	W
--	at Southern Miss	0-1	L
--	WISCONSIN STATE	2-1	W
--	WISCONSIN STATE	4-2	W
--	NORTH PARK COLLEGE	9-5	W
--	NORTH PARK COLLEGE	4-2	W
--	ST. OLAF	6-0	W
--	ST. OLAF	13-0	W
--	at Alabama *	4-3	W
--	at Alabama *	1-7	L
--	at Alabama *	2-15	L
--	at Loyola	8-4	W
--	at LSU *	2-4	L
--	at LSU *	1-0	W
--	at LSU *	4-3	W
--	OLE MISS *	2-4	L
--	OLE MISS *	3-5	L
--	OLE MISS *	3-5	L
--	ATHENS STATE	5-3	W
--	LSU *	4-1	W
--	LSU *	3-4	L
--	LSU *	2-1	W
--	ARKANSAS STATE	0-1	L
--	ARKANSAS STATE	4-5	L
--	at Ole Miss *	1-2	L
--	at Ole Miss *	2-3	L
--	at Ole Miss *	2-3	L
--	at New Orleans	8-1	W
--	at New Orleans	4-3	W
--	ALABAMA *	8-1	W
--	ALABAMA *	2-0	W
--	ALABAMA *	0-3	L

## 1973 16-14-1 (5-9 SEC)

Head Coach: Paul Gregory

--	ULM	5-6	L
--	ULM	1-2	L
--	ATHENS STATE	2-1	W
--	ATHENS STATE	4-0	W
--	SOUTHERN MISS	6-4	W
--	SOUTHERN MISS	8-4	W
--	CLEMSON	2-1	W
--	CLEMSON	2-0	W
--	ALABAMA *	5-7	L
--	ALABAMA *	0-3	L
--	McMURRAY COLLEGE	11-0	W
--	McMURRAY COLLEGE	2-4	L
--	CHRISTIAN BROTHERS	8-0	W
--	CHRISTIAN BROTHERS	8-0	W
--	LSU *	1-0	W
--	LSU *	6-5	W
--	MEMPHIS	0-9	L
--	MEMPHIS	6-15	L
--	at Ole Miss *	0-2	L
--	at Ole Miss *	4-4 (8)	T
--	at Louisiana College	4-0	W
--	at Louisiana College	10-7	W
--	at LSU *	0-6	L
--	at LSU *	2-3	L
--	at LSU *	0-3	L
--	OLE MISS *	0-5	L
--	OLE MISS *	3-1	W
--	OLE MISS *	5-0	W
--	at Alabama *	0-4	L
--	at Alabama *	3-1	W
--	at Alabama *	3-5	L

## 1974 13-14 (8-9 SEC)

Head Coach: Paul Gregory

3/8	at Southern Miss	7-11	L
3/9	at Southern Miss	3-5	L
--	MIAMI (OHIO)	3-6	L
--	LOUISIANA COLLEGE	12-1	W
--	LOUISIANA COLLEGE	16-0	W
3/19	LIVINGSTON	2-3	L
3/19	LIVINGSTON	2-1	W
3/23	at Alabama *	1-0	W
3/23	at Alabama *	2-3	L
3/24	at Alabama *	2-5	L
3/29	at LSU *	3-1	W
3/29	at LSU *	2-6	L
3/30	at LSU *	1-3	L
4/5	OLE MISS *	6-3	W
4/5	OLE MISS *	2-3	L
4/6	OLE MISS *	2-5	L
4/9	at Memphis	3-0	W
4/9	at Memphis	0-1	L
4/12	LSU *	1-0	W
4/12	LSU *	3-2	W
4/15	ARKANSAS STATE	5-0	W
4/19	at Ole Miss *	2-4	L
4/19	at Ole Miss *	2-7	L
4/20	at Ole Miss *	8-3	W
4/26	ALABAMA *	0-1	L
4/27	ALABAMA *	3-1	W
--	ALABAMA *	6-1	W

## 1975 16-24 (6-16 SEC)

Head Coach: Jimmy Bragan

--	WESTERN ILLINOIS	5-4	W
--	WESTERN ILLINOIS	2-0	W
--	WESTERN ILLINOIS	4-1	W
--	VANDERBILT *	1-2	L
--	VANDERBILT *	1-0	W
--	IOWA	11-8	W
--	SOUTHERN MISS	1-3	L
--	AUBURN *	8-9	L
--	AUBURN *	1-3	L
--	AUBURN *	0-3	L
--	LIVINGSTON	6-5	W
--	LIVINGSTON	4-3	W
--	ST. OLAF	3-2	W
--	ST. OLAF	4-0	W
--	at Alabama *	1-4	L
--	at Alabama *	4-3	W
--	at Alabama *	7-0	W
--	at Alabama *	0-2	L
--	LSU *	0-11	L
--	LSU *	0-11	L
--	LSU *	4-5	L
--	LSU *	0-3	L
--	MEMPHIS	9-2	W
--	MEMPHIS	0-4	L
--	at Ole Miss *	3-4	L
--	at Ole Miss *	1-8	L
--	at Ole Miss *	1-3	L
--	at Ole Miss *	4-5	L
--	at LSU *	3-4	L
--	at LSU *	2-3	L
--	at LSU *	1-5	L
--	at LSU *	0-8	L
--	OLE MISS *	2-0	W
--	OLE MISS *	4-3	W
--	OLE MISS *	5-4	W
--	OLE MISS *	4-12	L
--	at Auburn *	4-5	L
--	at Auburn *	0-6	L
--	ALABAMA *	0-1	L
--	ALABAMA *	4-0	W

## 1976 28-17 (11-12 SEC)

Head Coach: Ron Palk

--	LOUISIANA TECH	1-2	L
--	LOUISIANA TECH	4-0	W
--	at Southern Miss	5-2	W
--	at Memphis	5-6	L
--	at Memphis	1-5	L
--	LIVINGSTON	4-3	W
--	LIVINGSTON	3-14	L
--	ARKANSAS STATE	2-1	W
--	ARKANSAS STATE	4-0	W
--	ST. OLAF	2-0	W
--	ST. OLAF	6-0	W
--	at Auburn *	6-1	W
--	at Auburn *	3-1	W
--	BIRMINGHAM-SOUTHERN	6-0	W
--	BIRMINGHAM-SOUTHERN	4-2	W
--	LSU *	2-1	W
--	LSU *	6-5	W
--	LSU *	10-9	W
--	SOUTH ALABAMA	4-0	W
--	SOUTH ALABAMA	2-1	W
--	at Alabama *	4-5	L
--	at Alabama *	4-5	L
--	at Alabama *	0-4	L
--	OLE MISS *	9-8	W
--	OLE MISS *	5-4	W
--	OLE MISS *	1-2	L
--	MISSISSIPPI COLLEGE	3-2	W
--	MISSISSIPPI COLLEGE	5-4	W
--	SOUTHERN MISS	4-0	W
--	SOUTHERN MISS	11-10	W
--	JACKSON STATE	5-3	W
--	JACKSON STATE	8-9	L
--	at LSU *	1-4	L
--	at LSU *	2-0	W
--	at LSU *	1-4	L
--	AUBURN *	0-7	L
--	AUBURN *	1-2	L
--	AUBURN *	1-3	L
--	WILLIAM CAREY	15-2	W
--	ALABAMA *	3-2	W
--	ALABAMA *	5-4	W
--	ALABAMA *	1-2	L
--	at Ole Miss *	4-2	W
--	at Ole Miss *	4-5	L
--	at Ole Miss *	5-9	L



# ALL-TIME RESULTS

1977 33-15 (11-9 SEC)

Head Coach: Ron Polk

--	INDIANA STATE	13-5	W
--	INDIANA STATE	10-2	W
--	at Ole Miss *	3-5	L
--	at Ole Miss *	10-3	W
--	at Ole Miss *	4-5	L
--	AUBURN *	3-0	W
--	AUBURN *	5-0	W
--	AUBURN *	12-1	W
--	OHIO STATE	7-5	W
--	OHIO STATE	13-0	W
--	at Southern Miss	2-4	L
--	at Southern Miss	9-1	W
--	at South Alabama	4-9	L
--	ST. OLAF	11-2	W
--	ST. OLAF	14-0	W
--	ALABAMA *	4-3	W
--	ALABAMA *	9-4	W
--	MISSISSIPPI COLLEGE	18-2	W
--	MISSISSIPPI COLLEGE	13-7	W
--	at Louisiana Tech	6-5	W
--	at Louisiana Tech	2-7	L
--	LSU *	8-11	L
--	LSU *	7-1	W
--	LSU *	7-1	W
--	at Jackson State	7-8	L
--	at Jackson State	14-2	W
--	BIRMINGHAM-SOUTHERN	15-3	W
--	BIRMINGHAM-SOUTHERN	7-4	W
--	OLE MISS *	3-5	L
--	OLE MISS *	3-1	W
--	OLE MISS *	14-9	W
--	DELTA STATE	7-6	W
--	DELTA STATE	7-6	W
--	at Auburn *	0-3	L
--	at Auburn *	4-6	L
--	at Auburn *	6-15	L
--	at Arkansas State	5-1	W
--	at Arkansas State	5-2	W
--	MEMPHIS	12-3	W
--	MEMPHIS	17-3	W
--	WILLIAM CAREY	11-1	W
--	WILLIAM CAREY	8-5	W
--	at Alabama *	4-5	L
--	at Alabama *	8-4	W
--	at Alabama *	2-3	L

## SEC Tournament (Oxford, Miss.)

--	vs. Florida	7-3	L
--	vs. Vanderbilt	15-2	W
--	at Ole Miss	3-11	L

1978 38-18 (13-8 SEC)

Head Coach: Ron Polk

--	at LSU *	2-1	W
--	at LSU *	2-5	L
--	at LSU *	4-1	W
--	OLE MISS *	6-8	L
--	OLE MISS *	10-3	W
--	OLE MISS *	8-4	W
<b>Played in Jackson, Miss.</b>			
--	vs. Mississippi College	10-7	W
--	vs. Mississippi College	25-3	W
--	at Auburn *	7-1	W
--	at Auburn *	6-2	W
--	at Auburn *	8-11	L
--	INDIANA STATE	4-3	W
--	INDIANA STATE	5-8	L
--	MISSOURI BAPTIST	8-5	W
--	MISSOURI BAPTIST	11-1	W
--	ARIZONA	9-6	W
<b>Played in Jackson, Miss.</b>			
--	vs. Arizona	2-5	L
--	vs. Arizona	4-3	W
--	at Alabama *	0-1	L
--	at Alabama *	6-4	W
--	at Alabama *	6-4	W
--	at William Carey	9-8	W
--	at William Carey	19-1	W
--	at Delta State	12-3	W
--	at Delta State	6-3	W
--	LSU *	12-4	W
--	LSU *	7-6	W
--	LSU *	26-13	W
--	SOUTH ALABAMA	0-3	L
--	SOUTH ALABAMA	5-7	L
--	BIRMINGHAM-SOUTHERN	3-5	L
--	BIRMINGHAM-SOUTHERN	10-2	W
--	SOUTHERN MISS	7-3	W
--	SOUTHERN MISS	9-5	W
--	at Ole Miss *	2-12	L
--	at Ole Miss *	4-5	L
--	at Ole Miss *	4-8	L
--	ARKANSAS STATE	18-10	W
--	ARKANSAS STATE	7-4	W
--	at Birmingham-Southern	17-12	W
--	AUBURN *	4-2	W
--	AUBURN *	12-3	W
--	AUBURN *	7-8	L
--	JACKSON STATE	8-5	W
--	JACKSON STATE	9-8	W
--	at Memphis	3-5	L
--	at Memphis	8-4	W

## SEC Tournament (Gainesville, Fla.)

--	at Florida	8-3	W
--	vs. Auburn	7-10	L
--	vs. Georgia	9-3	W
--	vs. Auburn	3-2	W
--	vs. Auburn	5-8	L

## NCAA South Central Regional (Arlington, Texas)

--	vs. Baylor	0-3	L
--	vs. Louisiana Tech	6-5	W
--	vs. Pan American	7-5	W
--	vs. Baylor	3-6	L

1979 48-12 (17-2 SEC)

SEC Tournament Champion

## SEC Champion

Head Coach: Ron Polk

--	MISSISSIPPI COLLEGE	5-0	W
--	LIVINGSTON	7-1	W
--	LIVINGSTON	15-8	W
--	at LSU *	3-1	W
--	at LSU *	1-2	L
--	ARKANSAS STATE	11-3	W
--	ARKANSAS STATE	5-4	W

## Played in Jackson, Miss.

--	vs. Jackson State	3-4	L
--	vs. Jackson State	3-0	W
--	ALABAMA *	5-1	W
--	ALABAMA *	6-1	W
--	DELTA STATE	4-2	W
--	DELTA STATE	9-8	W
--	AUBURN *	13-5	W
--	AUBURN *	11-2	W
--	AUBURN *	15-8	W
--	MISSOURI BAPTIST	10-6	W
--	MISSOURI BAPTIST	5-3	W
--	at South Alabama	7-8	L
--	at South Alabama	12-1	W
--	at Southern Miss	17-2	W
--	at Southern Miss	9-8	W
--	ST. OLAF	23-4	W
--	ST. OLAF	14-1	W
--	OLE MISS *	4-1	W
--	OLE MISS *	10-0	W
--	OLE MISS *	12-4	W
--	BIRMINGHAM-SOUTHERN	12-3	W
--	at Birmingham-Southern	11-1	W
--	LSU *	5-0	W
--	LSU *	5-2	W
--	at Hawaii	5-6	L
--	at Hawaii	8-9	L
--	at Hawaii	12-19	L
--	at Hawaii	6-4	W
--	at Hawaii	7-6	W
--	at Hawaii	0-10	L
--	at Auburn *	4-1	W
--	at Auburn *	0-3	L
--	at Auburn *	7-1	W
--	at Alabama *	6-4	W
--	at Alabama *	2-0	W
--	MISSISSIPPI COLLEGE	6-1	W
--	WILLIAM CAREY	6-10	L
--	WILLIAM CAREY	3-2	W
--	LOUISIANA TECH	2-0	W
--	LOUISIANA TECH	14-8	W
--	at Ole Miss *	5-3	W
--	at Ole Miss *	5-1	W

## SEC Tournament (Starkville, Miss.)

--	KENTUCKY	6-5	W
--	LSU *	12-5	W
--	FLORIDA *	12-11	W

## NCAA South Regional (Starkville, Miss.)

--	NEW ORLEANS	11-13	L
--	TULANE	12-4	W
--	NEW ORLEANS	13-10	W
--	MURRAY STATE	8-6	W
--	MURRAY STATE	18-8	W

## College World Series (Omaha, Neb.)

--	vs. Cal State Fullerton	6-1	W
--	vs. Texas	2-8	L
--	vs. Pepperdine	4-5	L



# ALL-TIME RESULTS

**1980 31-19 (10-11 SEC)**

Head Coach: Ron Polk

--	MISSISSIPPI COLLEGE	7-2	W
--	at Livingston	6-4	W
--	KENTUCKY	4-9	L
--	KENTUCKY	10-0	W
--	at Auburn *	4-5	L
--	at Auburn *	4-13	L
--	at Auburn *	5-7	L
--	at Tulane	9-2	W
--	at Tulane	0-1	L
--	ALABAMA *	13-12	W
--	ALABAMA *	3-5	L
--	ALABAMA *	5-7	L
--	MISSOURI BAPTIST	7-0	W
--	UNION	7-1	W
--	UNION	11-0	W
--	at William Carey	4-3	W
--	at William Carey	7-4	W
--	SOUTH ALABAMA	3-5	L
--	SOUTH ALABAMA	3-2	W
--	at Ole Miss *	1-0	W
--	at Ole Miss *	4-6	L
--	at Ole Miss *	5-0	W
--	LIVINGSTON	3-2	W
--	JACKSON STATE	4-5	L
--	JACKSON STATE	12-3	W
--	LSU *	2-5	L
--	LSU *	0-2	L
--	LSU *	9-7	W
--	at Arkansas State	7-3	W
--	at Arkansas State	3-0	W
--	at Delta State	9-12	L
--	at Delta State	9-1	W
--	SOUTHERN MISS	4-2	W
--	SOUTHERN MISS	9-1	W
--	AUBURN *	2-1	W
--	AUBURN *	2-3	L
--	AUBURN *	4-1	W
--	at Louisiana Tech	4-14	L
--	at Louisiana Tech	1-5	L

## Played in Jackson, Miss.

--	vs. Mississippi College	17-3	W
--	at Alabama *	4-3	W
--	at Alabama *	4-9	L
--	at Alabama *	15-11	W

## Mayor's Cup (Jackson, Miss.)

--	vs. Ole Miss	9-2	W
----	--------------	-----	---

## Played in Greenville, Miss.

--	vs. Arkansas	7-6	W
--	BIRMINGHAM-SOUTHERN	3-2	W
--	BIRMINGHAM-SOUTHERN	3-6	L
--	OLE MISS *	3-1	W
--	OLE MISS *	4-8	L
--	OLE MISS *	3-1	W

**1981 46-17 (17-6 SEC)**

Head Coach: Ron Polk

--	LIVINGSTON	15-1	W
--	LSU *	15-1	W
--	LSU *	5-2	W
--	LOUISIANA TECH	10-2	W
--	LOUISIANA TECH	8-7	W
--	AUBURN *	7-8	L
--	AUBURN *	3-4	L
--	AUBURN *	8-3	W
--	at Arizona	11-9	W
--	at Arizona	16-12	W
--	at Grand Canyon	9-1	W
--	at Grand Canyon	10-7	W

## Played in Las Vegas, Nev.

--	vs. Oklahoma State	9-20	L
--	at UNLV	23-17	W
--	at UNLV	4-3	W
--	at Livingston	21-20	W
--	at Alabama *	5-3	W
--	at Alabama *	1-2	L
--	at Alabama *	4-8	L

## Mayor's Cup (Jackson, Miss.)

--	vs. Ole Miss	4-3	W
--	at Southern Miss	5-4	W
--	at Southern Miss	6-2	W
--	at South Alabama	3-5	L
--	at South Alabama	4-7	L
--	MISSISSIPPI COLLEGE	14-1	W
--	OLE MISS *	12-4	W
--	OLE MISS *	7-1	W
--	OLE MISS *	8-3	W
--	TULANE	12-5	W
--	TULANE	12-4	W
--	at Mississippi College	2-5	L
--	at Auburn *	4-6	L
--	at Auburn *	3-2	W
--	at Auburn *	12-6	W
--	DELTA STATE	1-4	L
--	DELTA STATE	8-3	W
--	at LSU *	11-1	W
--	at LSU *	7-2	W
--	at LSU *	12-4	W
--	WILLIAM CAREY	11-3	W
--	WILLIAM CAREY	17-5	W
--	ALABAMA *	8-4	W
--	ALABAMA *	5-3	W
--	ALABAMA *	13-5	W
--	ARKANSAS STATE	3-0	W
--	ARKANSAS STATE	24-3	W

## Played in Greenville, Miss.

--	vs. Arkansas	11-6	W
--	at Jackson State	6-4	W
--	at Jackson State	10-11	L
--	at Birmingham-Southern	4-5	L
--	at Birmingham-Southern	11-7	W
--	at Ole Miss *	12-6	W
--	at Ole Miss *	7-4	W
--	at Ole Miss *	4-7	L

## SEC Tournament (Starkville, Miss.)

--	KENTUCKY	3-2	W
--	FLORIDA	3-8	L
--	KENTUCKY	2-3	L

## NCAA Atlantic Regional (Clemson, S.C.)

--	vs. East Tennessee State	7-6	W
--	vs. Wichita State	5-1	W
--	vs. East Tennessee State	6-5	W

## College World Series (Omaha, Neb.)

--	vs. Michigan	4-0	W
--	vs. Arizona State	3-4	L
--	vs. South Carolina	5-6	L

**1982 28-23 (11-13 SEC)**

Head Coach: Ron Polk

--	BIRMINGHAM-SOUTHERN	8-4	W
--	BIRMINGHAM-SOUTHERN	6-2	W
--	LIVINGSTON	12-7	W
--	SOUTH ALABAMA	1-5	L
--	SOUTH ALABAMA	3-8	L
--	at UAB	2-10	L
--	at UAB	16-17	L
--	LSU *	16-3	W
--	LSU *	0-3	L
--	LSU *	2-6	L
--	at William Carey	7-3	W
--	at William Carey	4-6	L

## Mayor's Cup (Jackson, Miss.)

--	vs. Ole Miss	5-8	L
--	at Auburn *	5-6	L
--	at Auburn *	4-7	L
--	at Auburn *	3-4	L
--	at Arkansas State	7-8	L
--	at Arkansas State	13-7	W
--	at Mississippi College	10-8	W
--	at Ole Miss *	6-9	L
--	at Ole Miss *	3-0	W
--	at Ole Miss *	2-7	L
--	at Louisiana Tech	12-5	W
--	at Louisiana Tech	9-6	W
--	MISSISSIPPI COLLEGE	16-2	W
--	ALABAMA *	10-2	W
--	ALABAMA *	6-4	W
--	ALABAMA *	5-6	L
--	JACKSON STATE	13-3	W
--	JACKSON STATE	6-2	W
--	at Livingston	5-2	W
--	at New Orleans	0-5	L
--	at New Orleans	2-5	L
--	WEST FLORIDA	17-2	W
--	WEST FLORIDA	24-9	W

## Played in Greenville, Miss.

--	vs. Delta State	4-9	L
--	SOUTHERN MISS	15-3	W
--	SOUTHERN MISS	10-1	W
--	at LSU *	2-1	W
--	at LSU *	0-2	L
--	at LSU *	6-4	W
--	AUBURN *	9-2	W
--	AUBURN *	6-0	W
--	AUBURN *	10-0	W

## Played in Greenville, Miss.

--	vs. Arkansas	8-7	W
--	OLE MISS *	1-0	W
--	OLE MISS *	5-9	L
--	OLE MISS *	4-11	L
--	at Alabama *	15-0	W
--	at Alabama *	2-16	L
--	at Alabama *	6-12	L





## ALL-TIME RESULTS

### 1983 42-15 (17-5 SEC)

Head Coach: Ron Polk

--	MISSISSIPPI COLLEGE	8-12	L
--	EAST TENNESSEE STATE	6-1	W
--	LIVINGSTON	13-0	W
--	at South Alabama	12-14	L
--	at South Alabama	8-5	W
--	ALABAMA *	18-6	W
--	ALABAMA *	6-5	W
--	at Birmingham-Southern	12-5	W
--	at LSU *	10-4	W
--	at LSU *	2-7	L
--	at LSU *	13-6	W
--	at Livingston	10-2	W
--	at West Florida	3-6	L
--	AUBURN *	8-0	W
--	AUBURN *	5-1	W
--	AUBURN *	7-2	W
--	at Delta State	6-9	L
--	at Delta State	11-6	W

#### Mayor's Cup (Jackson, Miss.)

--	vs. Ole Miss	9-1	W
--	vs. Jackson State	15-9	W
--	vs. Jackson State	12-1	W
--	NEW ORLEANS	12-2	W
--	NEW ORLEANS	8-4	W
--	at Mississippi College	6-0	W
--	OLE MISS *	27-10	W
--	OLE MISS *	4-8	L
--	OLE MISS *	7-6	W
--	at Alabama *	13-10	W
--	at Alabama *	12-10	W
--	at Alabama *	9-12	L
--	at Southern Miss	9-6	W
--	at Southern Miss	17-12	W
--	LSU *	2-5	L
--	LSU *	10-1	W
--	LSU *	16-8	W
--	UAB	11-8	W
--	WILLIAM CAREY	3-2	W
--	WILLIAM CAREY	5-6	L
--	ARKANSAS STATE	7-5	W
--	at Auburn *	8-5	W
--	at Auburn *	19-8	W

#### Played in Greenville, Miss.

--	vs. Arkansas	9-2	W
----	--------------	-----	---

#### Played in Helena, Ark.

--	vs. Arkansas	3-5	L
--	LOUISIANA TECH	8-0	W
--	LOUISIANA TECH	15-4	W
--	at Ole Miss *	4-3	W
--	at Ole Miss *	6-7	L
--	at Ole Miss *	17-4	W

#### SEC Tournament (Starkville, Miss.)

--	TENNESSEE	11-20	L
--	FLORIDA	5-3	W
--	TENNESSEE	9-4	W
--	ALABAMA	9-10	L

#### NCAA Central Regional (Austin, Texas)

--	vs. Tulane	4-2	W
--	at Texas	6-2	W
--	vs. Pan American	7-5	W
--	at Texas	0-7	L
--	at Texas	3-12	L

### 1984 45-16 (18-5 SEC)

Head Coach: Ron Polk

--	MISSISSIPPI COLLEGE	10-3	W
--	LIVINGSTON	7-8	L
--	at Ole Miss *	0-2	L
--	at Ole Miss *	5-4	W
--	at Ole Miss *	3-2	W
--	at Arkansas State	5-1	W
--	at Arkansas State	7-8	L
--	BIRMINGHAM-SOUTHERN	7-2	W
--	BIRMINGHAM-SOUTHERN	11-5	W
--	at Southeastern Louisiana	10-2	W

#### Played in Hammond, La.

--	vs. St. Francis (Ill.)	4-14	L
--	AUBURN *	6-0	W
--	AUBURN *	6-1	W
--	AUBURN *	14-1	W
--	ST. OLAF	11-2	W
--	DELTA STATE	16-3	W
--	DELTA STATE	17-11	W

#### Played in Meridian, Miss.

--	vs. Livingston	14-1	W
--	at LSU *	4-2	W
--	at LSU *	6-11	L
--	at LSU *	10-4	W
--	at New Orleans	13-20	L
--	at New Orleans	15-13	W

#### Mayor's Cup (Jackson, Miss.)

--	vs. Ole Miss	3-4	L
--	ALABAMA *	8-1	W
--	ALABAMA *	5-2	W
--	ALABAMA *	10-3	W
--	at UAB	8-4	W
--	OLE MISS *	6-5	W
--	OLE MISS *	3-2	W
--	OLE MISS *	3-6	L
--	SOUTH ALABAMA	5-2	W
--	SOUTH ALABAMA	11-4	W
--	at William Carey	9-5	W
--	at William Carey	2-4	L
--	SOUTHERN MISS	10-5	W
--	SOUTHERN MISS	8-5	W
--	JACKSON STATE	19-8	W
--	JACKSON STATE	12-1	W
--	at Mississippi College	20-2	W
--	at Louisiana Tech	4-2	W
--	at Louisiana Tech	13-2	W
--	at Auburn *	5-2	W
--	at Auburn *	12-4	W

#### Played in Greenville, Miss.

--	vs. Arkansas	9-8	W
----	--------------	-----	---

#### Played in Greenville, Miss.

--	vs. Arkansas	9-10	L
--	LSU *	5-1	W
--	LSU *	8-6	W
--	LSU *	3-0	W
--	at Alabama *	8-2	W
--	at Alabama *	3-4	L
--	at Alabama *	3-10	L

#### Played in Jackson, Miss.

--	vs. New Orleans	11-7	W
----	-----------------	------	---

#### SEC Tournament (Gainesville, Fla.)

--	vs. Tennessee	11-13	L
--	vs. Alabama	8-4	W
--	vs. Tennessee	3-8	L

#### NCAA South II Regional (Starkville, Miss.)

--	SOUTH CAROLINA	1-4	L
--	NEW ORLEANS	11-4	W
--	EASTERN KENTUCKY	13-8	W
--	SOUTH CAROLINA	18-9	W
--	NEW ORLEANS	3-6	L

### 1985 50-15 (16-8 SEC)

SEC Tournament Champion

SEC Champion

Head Coach: Ron Polk

--	MISSISSIPPI COLLEGE	9-1	W
--	WILLIAM CAREY	10-0	W
--	LIVINGSTON	26-4	W
--	at South Alabama	4-1	W
--	at South Alabama	2-1	W
--	SOUTHEASTERN LOUISIANA	3-2	W
--	SOUTHEASTERN LOUISIANA	4-2	W
--	UNION	19-2	W
--	AUBURN *	4-1	W
--	AUBURN *	3-2	W
--	AUBURN *	14-0	W
--	at Birmingham-Southern	10-2	W
--	at Birmingham-Southern	18-9	W
--	at LSU *	7-0	W
--	at LSU *	6-9	L
--	at LSU *	4-7	L
--	NEW ORLEANS	4-10	L
--	NEW ORLEANS	7-6	W
--	at Livingston	5-0	W
--	ALABAMA *	4-7	L
--	ALABAMA *	17-10	W
--	ALABAMA *	11-5	W
--	at Delta State	6-4	W
--	at Delta State	14-8	W
--	at Ole Miss *	4-0	W
--	at Ole Miss *	10-2	W
--	at Ole Miss *	7-12	L
--	ARKANSAS STATE	13-4	W
--	ARKANSAS STATE	12-5	W
--	at Hawaii-Hilo	7-2	W
--	at Hawaii-Hilo	2-0	W
--	at Hawaii-Hilo	7-1	W
--	at Hawaii	8-1	W
--	at Hawaii	3-4	L
--	at Auburn *	2-3	L
--	at Auburn *	1-3	L
--	at Auburn *	1-8	L

#### Played in Jackson, Miss.

--	vs. Mississippi College	5-7	L
--	JACKSON STATE	9-3	W
--	JACKSON STATE	18-7	W
--	LSU *	6-1	W
--	LSU *	6-5	W
--	LSU *	7-4	W

#### Mayor's Cup (Jackson, Miss.)

--	vs. Ole Miss	5-2	W
--	at Southern Miss	11-4	W
--	at Southern Miss	3-0	W
--	at Alabama *	5-6	L
--	at Alabama *	14-4	W
--	at Alabama *	6-4	W

#### Played in Greenville, Miss.

--	vs. Arkansas	16-2	W
----	--------------	------	---

#### Played in Little Rock, Ark.

--	vs. Arkansas	1-13	L
--	OLE MISS *	6-5	W
--	OLE MISS *	4-1	W
--	OLE MISS *	4-3	W

#### SEC Tournament (Baton Rouge, La.)

--	vs. Florida	8-3	W
--	vs. Georgia	2-0	W
--	vs. Georgia	8-3	W

#### NCAA South I Regional (Starkville, Miss.)

--	WEST VIRGINIA	10-1	W
--	NEW ORLEANS	8-4	W
--	MICHIGAN	6-14	L
--	MICHIGAN	19-8	W

#### College World Series (Omaha, Neb.)

--	vs. Oklahoma State	12-3	W
--	vs. Arkansas	5-4	W
--	vs. Texas	7-12	L
--	vs. Miami (Fla.)	5-6	L



# ALL-TIME RESULTS

**1986 34-21 (12-15 SEC)**

*Head Coach: Ron Polk*

--	MISSISSIPPI COLLEGE	3-0	W
--	LIVINGSTON	13-4	W
--	UNION	3-7	L
--	SOUTH ALABAMA	8-7	W
--	SOUTH ALABAMA	7-6	W
--	GEORGIA *	2-3	L
--	GEORGIA *	13-2	W
--	GEORGIA *	7-14	L
--	KANSAS STATE	10-1	W
--	at New Orleans	2-11	L
--	at New Orleans	5-15	L
--	at Texas A&M	17-9	W
--	at Texas A&M	11-9	W
--	at Auburn *	6-7	L
--	at Auburn *	7-5	W
--	at Auburn *	1-7	L
--	LIVINGSTON	9-3	W
--	VANDERBILT *	9-2	W
--	VANDERBILT *	1-4	L
--	VANDERBILT *	4-8	L
--	QUINCY COLLEGE	22-0	W
--	QUINCY COLLEGE	16-0	W
--	at Ole Miss *	0-3	L
--	at Ole Miss *	3-12	L
--	at Ole Miss *	3-2	W
--	LOUISIANA TECH	5-3	W
--	LOUISIANA TECH	7-8	L
--	NORTH ALABAMA	7-0	W
--	at Tennessee *	8-5	W
--	at Tennessee *	4-9	L
--	at Tennessee *	6-1	W
--	DELTA STATE	6-4	W
--	DELTA STATE	12-1	W
--	LSU *	0-4	L
--	LSU *	0-4	L
--	LSU *	6-5	W
--	WILLIAM CAREY	6-4	W
--	WILLIAM CAREY	8-2	W

## Mayor's Cup (Jackson, Miss.)

--	vs. Ole Miss	8-5	W
--	at Florida *	9-3	W
--	at Florida *	5-1	W
--	at Florida *	5-9	L
--	SOUTHERN MISS	5-12	L
--	SOUTHERN MISS	7-3	W
--	BIRMINGHAM-SOUTHERN	4-3	W
--	BIRMINGHAM-SOUTHERN	4-15	L
--	KENTUCKY *	3-6	L
--	KENTUCKY *	10-2	W
--	KENTUCKY *	13-6	W
--	at Mississippi College	12-2	W
--	JACKSON STATE	8-6	W
--	JACKSON STATE	4-1	W
--	at Alabama *	5-7	L
--	at Alabama *	2-4	L
--	at Alabama *	8-5	W

**1987 39-22 (13-13 SEC)**

## SEC Tournament Champion

### SEC Champion

*Head Coach: Ron Polk*

--	BIRMINGHAM-SOUTHERN	4-1	W
--	JACKSON STATE	9-0	W
--	LIVINGSTON	9-8	W
--	at Georgia *	6-4	W
--	at Georgia *	0-5	L
--	at South Alabama	13-7	W
--	at South Alabama	8-7	W
--	CUMBERLAND	12-1	W
--	MISSISSIPPI COLLEGE	22-12	W
--	TEXAS A&M	7-0	W
--	TEXAS A&M	6-0	W
--	ILLINOIS	2-3	L
--	AUBURN *	4-8	L
--	AUBURN *	3-9	L
--	AUBURN *	8-10	L
--	at William Carey	9-7	W
--	at William Carey	20-14	W

## Played in Jackson, Miss.

--	vs. Jackson State	4-5	L
--	at Vanderbilt *	5-7	L
--	at Vanderbilt *	9-3	W
--	at Vanderbilt *	13-14	L
--	NEW ORLEANS	0-7	L
--	NEW ORLEANS	1-0	W
--	BIRMINGHAM-SOUTHERN	2-1	W
--	OLE MISS *	11-5	W
--	OLE MISS *	8-0	W
--	OLE MISS *	6-5	W

## Played in Jackson, Miss.

--	vs. Mississippi College	9-3	W
--	NORTH ALABAMA	2-1	W
--	LIVINGSTON	10-1	W
--	TENNESSEE *	5-4	W
--	TENNESSEE *	4-3	W
--	TENNESSEE *	9-5	W
--	MISSISSIPPI COLLEGE	15-0	W
--	DELTA STATE	5-4	W
--	DELTA STATE	16-10	W
--	at LSU *	5-4	W
--	at LSU *	4-6	L
--	at LSU *	5-6	L
--	at Louisiana Tech	8-12	L
--	at Louisiana Tech	17-13	W

## Mayor's Cup (Jackson, Miss.)

--	vs. Ole Miss	4-6	L
--	vs. Southern Miss	11-7	W
--	FLORIDA *	6-11	L
--	FLORIDA *	7-4	W
--	FLORIDA *	2-8	L
--	at Southern Miss	2-5	L
--	at Southern Miss	7-8	L
--	at Kentucky *	1-2	L
--	at Kentucky *	7-10	L
--	at Kentucky *	3-5	L
--	ALABAMA *	10-3	W
--	ALABAMA *	4-1	W
--	ALABAMA *	7-2	W

## SEC Tournament (Athens, Ga.)

--	at Georgia	6-5	W
--	vs. Florida	5-4	W
--	vs. Auburn	4-3	W
--	vs. LSU	13-3	W

## NCAA Midwest Regional (Starkville, Miss.)

--	NORTH CAROLINA STATE	10-6	W
--	TEXAS A&M	4-7	L
--	WESTERN CAROLINA	1-8	L

**1988 44-20 (17-10 SEC)**

*Head Coach: Ron Polk*

--	MISSISSIPPI COLLEGE	21-1	W
--	SOUTH ALABAMA	12-3	W
--	SOUTH ALABAMA	0-2	L
--	CUMBERLAND	27-12	W
--	at Ole Miss *	1-2	L
--	at Ole Miss *	6-2	W
--	at Ole Miss *	6-1	W
--	LIVINGSTON	6-2	W
--	LOUISIANA TECH	17-4	W
--	LOUISIANA TECH	10-0	W
--	GEORGIA *	25-7	W
--	GEORGIA *	8-1	W
--	GEORGIA *	13-0	W
--	at New Orleans	2-6	L
--	at New Orleans	13-8	W
--	MEMPHIS	1-10	L
--	MEMPHIS	8-5	W
--	at Delta State	7-1	W
--	at Delta State	8-9	L
--	at Auburn *	2-3	L
--	at Auburn *	11-3	W
--	at Auburn *	5-1	W
--	VANDERBILT *	4-0	W
--	VANDERBILT *	8-7	W
--	VANDERBILT *	9-18	L
--	WILLIAM CAREY	13-5	W
--	WILLIAM CAREY	16-4	W
--	NORTH ALABAMA	19-8	W
--	JACKSON STATE	13-3	W
--	at Tennessee *	8-5	W
--	at Tennessee *	6-9	L
--	at Tennessee *	10-2	W
--	MISSISSIPPI COLLEGE	13-14	L
--	SOUTHERN MISS	14-9	W
--	SOUTHERN MISS	5-4	W

## Played in Jackson, Miss.

--	vs. Southern Miss	6-0	W
--	LSU *	4-3	W
--	LSU *	2-4	L
--	LSU *	1-0	W
--	at Mississippi College	2-3	L
--	UAB	5-2	W
--	UAB	9-4	W
--	at Florida *	5-6	L
--	at Florida *	1-5	L
--	at Florida *	8-13	L
--	BIRMINGHAM-SOUTHERN	16-1	W
--	LIVINGSTON	8-3	W

## Mayor's Cup (Jackson, Miss.)

--	vs. Ole Miss	7-4	W
--	vs. Jackson State	32-2	W
--	KENTUCKY *	4-10	L
--	KENTUCKY *	8-6	W
--	KENTUCKY *	10-7	W
--	at Alabama *	7-6	W
--	at Alabama *	3-6	L
--	at Alabama *	5-2	W

## SEC Tournament (Starkville, Miss.)

--	AUBURN	10-7	W
--	KENTUCKY	6-5	W
--	GEORGIA	4-2	W
--	FLORIDA	1-3	L
--	FLORIDA	3-5	L

## NCAA South Regional (Starkville, Miss.)

--	WESTERN CAROLINA	7-4	W
--	CAL STATE FULLERTON	1-5	L
--	MIDDLE TENNESSEE STATE	12-4	W
--	CAL STATE FULLERTON	3-5	L



## ALL-TIME RESULTS

1989	54-14 (20-5 SEC)	
<b>SEC Champion</b>		
Head Coach: Ron Polk		
--	BIRMINGHAM-SOUTHERN	16-3 W
--	MISSISSIPPI COLLEGE	9-0 W
--	at South Alabama	10-6 W
--	OLE MISS *	7-8 L
--	at Louisiana Tech	7-14 L
--	at Louisiana Tech	9-1 W
--	LIVINGSTON	11-7 W
--	at Georgia *	3-1 W
--	at Georgia *	13-1 W
--	at Georgia *	13-7 W
--	JACKSON STATE	16-11 W
--	GEORGE WASHINGTON	15-0 W
--	at Hawaii-Hilo	2-3 L
--	at Hawaii-Hilo	14-2 W
--	at Hawaii	8-6 W
--	at Hawaii	10-4 W
--	at Hawaii	7-10 L
--	AUBURN *	7-0 W
--	AUBURN *	13-3 W
--	AUBURN *	11-5 W
--	LINCOLN MEMORIAL	9-0 W
<b>Mayor's Cup (Jackson, Miss.)</b>		
--	vs. Ole Miss	3-4 L
--	at Memphis	10-3 W
--	at Vanderbilt *	19-4 W
--	at Vanderbilt *	8-5 W
--	at Vanderbilt *	10-8 W
--	NEW ORLEANS	11-2 W
--	NEW ORLEANS	7-1 W
--	TENNESSEE *	14-8 W
--	TENNESSEE *	5-0 W
--	TENNESSEE *	5-1 W
--	at Mississippi College	19-8 W
--	at Southern Miss	12-5 W
--	at Southern Miss	5-8 L
--	at LSU *	4-3 W
--	at LSU *	4-3 W
--	at LSU *	9-19 L
--	LIVINGSTON	17-1 W
--	DELTA STATE	2-1 W
--	DELTA STATE	4-1 W
--	BELHAVEN	7-0 W
<b>Played in Jackson, Miss.</b>		
--	vs. Southern Miss	5-4 W
--	FLORIDA *	4-3 W
--	FLORIDA *	5-4 W
--	FLORIDA *	14-3 W
--	WILLIAM CAREY	15-9 W
--	WILLIAM CAREY	12-1 W
<b>Played in Jackson, Miss.</b>		
--	vs. Jackson State	9-4 W
--	at Kentucky *	3-6 L
--	at Kentucky *	12-8 W
--	at Kentucky *	28-16 W
--	MISSISSIPPI COLLEGE	18-1 W
--	ALABAMA *	8-15 L
--	ALABAMA *	4-3 W
--	ALABAMA *	4-5 L
<b>SEC Tournament (Gainesville, Fla.)</b>		
--	vs. Auburn	3-5 L
--	vs. Alabama	11-10 W
--	vs. Georgia	6-15 L
--	JACKSON STATE	5-3 W
<b>Played in Jackson, Miss.</b>		
--	vs. Eastern Kentucky	15-4 W
--	EASTERN KENTUCKY	8-4 W
--	EASTERN KENTUCKY	6-2 W
<b>NCAA South Regional (Starkville, Miss.)</b>		
--	WESTERN CAROLINA	8-0 W
--	NICHOLLS STATE	11-2 W
--	NORTH CAROLINA	1-2 L
--	INDIANA STATE	11-2 W
--	NORTH CAROLINA	6-0 W
--	NORTH CAROLINA	1-7 L

1990	50-21 (17-9 SEC)	
<b>SEC Tournament Co-Champions</b>		
Head Coach: Ron Polk		
<b>Busch Challenge IV (New Orleans, La.)</b>		
--	vs. LSU	6-7 L
--	at New Orleans	2-3 L
--	at Tulane	7-4 W
--	BIRMINGHAM-SOUTHERN	7-0 W
--	JACKSON STATE	4-1 W
--	SOUTH ALABAMA	3-7 L
--	SOUTH ALABAMA	3-2 W
--	MEMPHIS	9-1 W
--	MEMPHIS	2-4 L
--	LOUISIANA TECH	10-0 W
--	LOUISIANA TECH	6-1 W
--	at William Carey	4-0 W
--	at William Carey	13-3 W
--	ILLINOIS STATE	9-8 W
--	ILLINOIS STATE	12-4 W
--	LSU *	5-6 L
--	LSU *	2-1 W
--	LSU *	10-9 W
--	at New Orleans	5-4 W
--	at New Orleans	1-5 L
--	at Alabama *	4-7 L
--	at Alabama *	4-2 W
--	at Alabama *	10-6 W
--	KENTUCKY *	3-0 W
--	KENTUCKY *	9-2 W
--	KENTUCKY *	8-0 W
<b>Mayor's Cup (Jackson, Miss.)</b>		
--	vs. Ole Miss	4-1 W
--	SOUTHERN MISS	2-4 L
--	SOUTHERN MISS	10-5 W
--	at Auburn *	5-15 L
--	at Auburn *	13-0 W
--	at Auburn *	4-8 L
<b>Played in Jackson, Miss.</b>		
--	vs. Jackson State	9-4 W
--	DELTA STATE	15-14 W
--	DELTA STATE	24-2 W
--	at Florida *	9-10 L
--	at Florida *	18-4 W
--	at Florida *	7-2 W
--	ULM	5-3 W
--	ULM	5-3 W
--	NORTH ALABAMA	3-10 L
--	VANDERBILT *	2-4 L
--	VANDERBILT *	8-6 W
--	VANDERBILT *	12-4 W
--	at Mississippi College	8-5 W
--	at Southern Miss	5-8 L
--	MISSISSIPPI COLLEGE	24-3 W
--	MISSISSIPPI COLLEGE	12-1 W
--	GEORGIA *	0-9 L
--	GEORGIA *	1-12 L
--	GEORGIA *	22-6 W
--	LIVINGSTON	7-4 W
--	BELHAVEN	5-0 W
--	at Tennessee *	13-3 W
--	at Tennessee *	9-0 W
--	at Tennessee *	2-6 L
--	at Ole Miss *	17-0 W
--	at Ole Miss *	9-0 W
<b>SEC Tournament (Hoover, Ala.)</b>		
--	vs. Auburn	16-2 W
--	vs. LSU	8-17 L
--	vs. Florida	8-2 W
--	vs. Vanderbilt	17-9 W
--	vs. LSU	3-1 W
<b>NCAA South II Regional (Starkville, Miss.)</b>		
--	BYU	16-5 W
--	ILLINOIS	5-3 W
--	FLORIDA STATE	11-8 W
--	FLORIDA STATE	9-11 L
--	FLORIDA STATE	4-3 W
<b>NCAA College World Series (Omaha, Neb.)</b>		
--	vs. Georgia	0-3 L
--	vs. Georgia Southern	15-1 W
--	vs. Stanford	7-6 L

1991	42-21 (12-9 SEC)	
Head Coach: Ron Polk		
<b>ABCA Hall of Fame Tournament (Baton Rouge, La.)</b>		
--	at LSU	4-6 L
--	vs. Georgia	14-3 W
--	BIRMINGHAM-SOUTHERN	5-0 W
--	JACKSON STATE	13-1 W
--	at South Alabama	9-3 W
--	at South Alabama	10-5 W
--	at Louisiana Tech	3-7 L
--	at Louisiana Tech	4-5 L
--	AUBURN-MONTGOMERY	9-4 W
--	AUBURN-MONTGOMERY	8-3 W
--	LOUISIANA-LAFAYETTE	6-4 W
--	LOUISIANA-LAFAYETTE	1-8 L
--	at LSU *	2-4 L
--	at LSU *	5-6 L
<b>Mayor's Cup (Jackson, Miss.)</b>		
--	vs. Ole Miss	4-5 L
--	LIVINGSTON	6-7 L
--	MISSISSIPPI COLLEGE	10-4 W
--	ALABAMA *	8-1 W
--	ALABAMA *	2-0 W
--	ALABAMA *	11-14 L
--	SOUTHWEST MISSOURI STATE	10-2 W
--	at Memphis	5-4 W
--	at Memphis	10-2 W
--	at Kentucky *	9-21 L
--	at Kentucky *	1-4 L
--	at Kentucky *	4-3 W
--	NEW ORLEANS	8-6 W
--	NEW ORLEANS	10-4 W
--	at Mississippi College	23-0 W
--	SAMFORD	5-4 W
--	AUBURN *	2-1 W
--	AUBURN *	5-4 W
--	AUBURN *	9-7 W
--	BELHAVEN	13-2 W
--	at Delta State	6-3 W
--	FLORIDA *	1-5 L
--	FLORIDA *	1-3 L
--	WILLIAM CAREY	3-2 W
--	WILLIAM CAREY	4-6 L
--	MISSISSIPPI COLLEGE	20-4 W
--	at Vanderbilt *	8-3 W
--	at Vanderbilt *	8-3 W
--	at Vanderbilt *	7-2 W
--	at Jackson State	15-1 W
--	SOUTHERN MISS	1-7 L
--	NORTH ALABAMA	6-2 W
--	at Georgia *	4-6 L
--	at Georgia *	6-0 W
--	at Southern Miss	3-2 W
--	at Southern Miss	2-1 W
--	TENNESSEE *	4-5 L
--	TENNESSEE *	6-2 W
--	OLE MISS *	5-3 W
--	NORTHWESTERN STATE	8-6 W
--	NORTHWESTERN STATE	10-4 W
<b>SEC Tournament (Baton Rouge, La.)</b>		
--	vs. Alabama	15-10 W
--	at LSU	2-8 L
--	vs. Auburn	1-0 W
--	at LSU	4-9 L
<b>NCAA Northeast Regional (Orono, Maine)</b>		
--	vs. Towson	10-4 W
--	at Maine	6-5 W
--	vs. Clemson	9-10 L
--	at Maine	5-8 L



# ALL-TIME RESULTS

1992 40-22 (15-9 SEC)

Head Coach: Ron Polk

## Oscar Meyer Classic (Minneapolis, Minn.)

--	vs. Texas A&M	0-5	L
--	at Minnesota	8-4	W
--	vs. Florida State	1-5	L
--	BELHAVEN	4-5	L
--	WILLIAM CAREY	8-1	W
--	WILLIAM CAREY	2-7	L
--	SAMFORD	18-6	W
--	NORTHERN ILLINOIS	4-0	W
--	MISSISSIPPI COLLEGE	15-0	W
--	at UAB	8-1	W
--	at UAB	5-0	W
--	SOUTH ALABAMA	7-3	W
--	SOUTH ALABAMA	2-11	L
--	LIVINGSTON	7-6	W
--	at Tennessee *	9-0	W
--	at Tennessee *	2-3	L
--	at Tennessee *	2-7	L
--	MISSISSIPPI COLLEGE	5-7	L
--	LOUISIANA TECH	1-9	L
--	LOUISIANA TECH	7-5	W
--	GEORGIA *	5-4	W
--	GEORGIA *	6-8	L
--	GEORGIA *	1-10	L

## Mayor's Cup (Jackson, Miss.)

--	vs. Ole Miss	4-3	W
--	at Jackson State	4-8	L
--	BIRMINGHAM-SOUTHERN	4-1	W
--	VANDERBILT *	11-5	W
--	VANDERBILT *	10-6	W
--	VANDERBILT *	2-1	W
--	at Mississippi College	3-0	W
--	JACKSON STATE	8-5	W
--	DELTA STATE	7-4	W
--	DELTA STATE	8-2	W
--	at Alabama *	10-11	L
--	at Alabama *	8-6	W
--	at Alabama *	15-2	W
--	NORTH ALABAMA	2-3	L
--	MEMPHIS	15-5	W
--	MEMPHIS	7-6	W
--	at Auburn *	5-6	L
--	at Auburn *	4-1	W
--	at Auburn *	8-3	W
--	at Southern Miss	3-0	W
--	at New Orleans	10-6	W
--	ARKANSAS *	2-0	W
--	ARKANSAS *	3-2	W
--	ARKANSAS *	7-6	W
--	SOUTHERN MISS	4-3	W
--	SOUTHERN MISS	8-3	W
--	OLE MISS *	4-3	W
--	OLE MISS *	3-0	W
--	OLE MISS *	5-3	W
--	at LSU *	3-8	L
--	at LSU *	3-5	L
--	at LSU *	3-5	L

## SEC Tournament (New Orleans, La.)

--	vs. Georgia	4-6	L
--	vs. Auburn	4-1	W
--	vs. Georgia	3-6	L

## NCAA Midwest Regional (Starkville, Miss.)

--	NICHOLLS STATE	1-0	W
--	OKLAHOMA	9-6	W
--	OKLAHOMA	6-10	L
--	UCLA	2-3	L

1993 41-21 (17-12 SEC)

Head Coach: Ron Polk

## Winn-Dixie Showdown (New Orleans, La.)

2/26	vs. LSU	7-4	W
2/27	at Tulane	5-1	W
2/28	at New Orleans	9-3	W
3/3	ALCORN STATE	21-5	W
3/6	UAB	4-6	L
3/7	UAB	19-7	W
3/9	at Louisiana Tech	6-5	W
3/10	at Louisiana Tech	18-8	W
3/17	MISSISSIPPI COLLEGE	9-4	W
3/18	SAMFORD	12-0	W
3/19	at William Carey	6-4	W
3/23	DELTA STATE	5-1	W
3/24	DELTA STATE	8-3	W
3/25	BELHAVEN	14-1	W
3/27	TENNESSEE *	3-2	W
3/27	TENNESSEE *	6-2	W
3/28	TENNESSEE *	6-4	W

## Mayor's Cup (Jackson, Miss.)

3/31	vs. Ole Miss	5-6	L
4/1	at Jackson State	8-1	W
4/3	at Georgia *	4-5	L
4/3	at Georgia *	3-4	L
4/4	at Georgia *	5-10	L
4/6	NEW ORLEANS	0-3	L
4/7	NEW ORLEANS	7-6	W
4/8	BIRMINGHAM-SOUTHERN	8-3	W
4/10	at Vanderbilt *	9-4	W
4/10	at Vanderbilt *	8-10	L
4/11	at Vanderbilt *	8-7	W
4/13	MISSISSIPPI COLLEGE	3-2	W
4/15	at Memphis	4-8	L
4/17	ALABAMA *	7-4	W
4/17	ALABAMA *	2-0	W
4/18	ALABAMA *	9-3	W

## Played in Jackson, Miss.

4/20	vs. Mississippi College	6-0	W
4/21	SOUTHERN MISS	14-11	W
4/22	LIVINGSTON	9-5	W
4/24	AUBURN *	4-2	W
4/24	AUBURN *	1-6	L
4/25	AUBURN *	1-12	L
4/27	at Southern Miss	2-3	L
4/28	at Southern Miss	4-5	L
4/29	WILLIAM CAREY	5-3	W
5/1	at Arkansas *	5-3	W
5/1	at Arkansas *	6-4	W
5/2	at Arkansas *	3-8	L
5/4	JACKSON STATE	9-3	W
5/5	NORTH ALABAMA	1-0	W
5/8	at Ole Miss *	10-2	W
5/8	at Ole Miss *	4-5	L
5/9	at Ole Miss *	7-0	W
5/13	at South Alabama	6-7	L
5/13	at South Alabama	8-6	W
5/15	LSU *	4-3	W
5/15	LSU *	2-3	L
5/16	LSU *	7-13	L

## SEC West Tournament (Baton Rouge, La.)

5/20	vs. Arkansas	2-5	L
5/21	at LSU	5-3	W
5/22	vs. Ole Miss	3-2	W
5/23	vs. Auburn	13-10	W
5/23	at LSU	3-7	L

## NCAA East Regional (Tallahassee, Fla.)

5/27	vs. Notre Dame	1-15	L
5/28	vs. Long Beach State	1-2	L

1994 36-23 (15-12 SEC)

Head Coach: Ron Polk

2/26	BELHAVEN	13-0	W
2/27	MISSISSIPPI VALLEY STATE	14-0	W
3/3	MISSISSIPPI COLLEGE	14-9	W
3/5	MEMPHIS	4-10	L
3/6	MEMPHIS	3-5	L
3/10	SOUTH ALABAMA	3-2	W
3/11	at William Carey	9-3	W
3/12	at William Carey	19-1	W
3/13	ULM	8-1	W
3/13	ULM	3-2	W
3/14	at Delta State	5-12	L
3/15	at Delta State	1-2	L
3/16	LOUISVILLE	4-0	W
3/17	at Jackson State	17-9	W
3/19	UAB	3-6	L
3/20	UAB	3-7	L
3/22	at New Orleans	1-3	L
3/23	at New Orleans	11-10	W
3/25	FLORIDA *	3-5	L
3/26	FLORIDA *	5-6	L
3/29	BIRMINGHAM-SOUTHERN	1-6	L

## Mayor's Cup (Jackson, Miss.)

3/30	vs. Ole Miss	5-3	W
4/1	at Kentucky *	4-3	W
4/2	at Kentucky *	13-12	W
4/3	at Kentucky *	16-13	W
4/6	LOUISIANA TECH	1-10	L
4/6	LOUISIANA TECH	5-1	W
4/8	SOUTH CAROLINA *	0-5	L
4/9	SOUTH CAROLINA *	6-4	W
4/10	SOUTH CAROLINA *	2-7	L
4/12	JACKSON STATE	10-8	W
4/13	NORTH ALABAMA	8-6	W
4/14	at Mississippi College	13-8	W
4/16	at Alabama *	4-3	W
4/16	at Alabama *	9-7	W
4/17	at Alabama *	12-8	W
4/19	SOUTH ALABAMA	4-18	L
4/20	MISSISSIPPI COLLEGE	13-4	W
4/21	LIVINGSTON	8-5	W
4/22	at Auburn *	4-1 (10)	W
4/23	at Auburn *	5-19	L
4/24	at Auburn *	2-4	L
4/26	SOUTHERN MISS	4-2	W
4/27	SOUTHERN MISS	2-4 (11)	L
4/29	ARKANSAS *	10-9	W
4/30	ARKANSAS *	1-12	L
5/1	ARKANSAS *	4-14	L
5/4	SAMFORD	10-9	W
5/6	OLE MISS *	2-1	W
5/7	OLE MISS *	17-8	W
5/8	OLE MISS *	4-5	L
5/12	at Southern Miss	3-0	W
5/13	at LSU *	0-3	L
5/14	at LSU *	7-4	W
5/15	at LSU *	9-1	W

## SEC West Tournament (Oxford, Miss.)

5/19	at Ole Miss	4-1	W
5/20	vs. Auburn	1-2	L
5/21	at Ole Miss	10-2	W
5/21	vs. Auburn	5-9	L



# ALL-TIME RESULTS

1995 34-25 (11-16 SEC)			
Head Coach: Ron Polk			
2/25	MINNESOTA	19-1	W
2/26	MINNESOTA	6-2	W
3/1	MISSISSIPPI VALLEY STATE	8-3	W
3/2	BELHAVEN	10-3	W
3/4	at South Alabama	5-4	W
3/5	at South Alabama	7-5 (12)	W
3/8	UAB	13-4	W
3/9	at Memphis	11-7	W
3/9	at Memphis	7-5	W
3/11	WINTHROP	10-6	W
3/12	WINTHROP	0-3	L
3/14	NICHOLLS STATE	10-2	W
3/16	at ULM	1-9	L
3/17	at ULM	5-0	W
3/18	WILLIAM CAREY	3-8	L
3/18	WILLIAM CAREY	12-1	W
3/20	MILLSAPS	27-6	W
3/21	ALCORN STATE	17-3	W
3/22	at Jackson State	11-1	W
3/24	at Florida *	0-2	L
3/25	at Florida *	1-2	L
3/26	at Florida *	2-10	L
3/28	JACKSON STATE	9-4	W
<b>Mayor's Cup (Jackson, Miss.)</b>			
3/29	vs. Ole Miss	4-5	L
3/31	KENTUCKY *	3-5	L
4/1	KENTUCKY *	7-5	W
4/2	KENTUCKY *	13-7	W
4/3	SAMFORD	18-3	W
4/5	at Louisiana Tech	7-4	W
4/5	at Louisiana Tech	2-4	L
4/7	at South Carolina *	1-6	L
4/8	at South Carolina *	3-2	W
4/9	at South Carolina *	3-7	L
4/12	NEW ORLEANS	2-3	L
4/12	NEW ORLEANS	1-5	L
4/14	ALABAMA *	4-8	L
4/15	ALABAMA *	1-0	W
4/16	ALABAMA *	3-2	W
4/18	SAMFORD	15-0	W
4/19	MISSISSIPPI COLLEGE	12-0	W
4/21	AUBURN *	1-5	L
4/22	AUBURN *	6-3	W
4/23	AUBURN *	2-4	L
4/25	at Southern Miss	8-9	L
4/26	at Southern Miss	3-4	L
4/28	at Arkansas *	1-16	L
4/29	at Arkansas *	9-10	L
4/30	at Arkansas *	7-12	L
5/2	SOUTHERN MISS	14-6	W
5/3	SOUTHERN MISS	9-0	W
5/5	at Ole Miss *	11-3	W
5/6	at Ole Miss *	2-1	W
5/7	at Ole Miss *	0-9	L
5/12	LSU *	6-3	W
5/13	LSU *	12-10	W
5/14	LSU *	4-6	L
<b>SEC West Tournament (Starkville, Miss.)</b>			
5/18	AUBURN	1-0	W
5/19	LSU	6-14	L
5/20	ALABAMA	3-6	L

1996 38-24 (17-13 SEC)			
Head Coach: Ron Polk			
<b>Winn-Dixie Showdown (New Orleans, La.)</b>			
2/23	at New Orleans	12-13 (10)	L
2/24	at Tulane	3-10	L
2/25	vs. LSU	4-8	L
2/27	MEMPHIS	2-3	L
2/28	MEMPHIS	6-3	W
3/1	ALCORN STATE	15-3	W
3/2	JACKSONVILLE STATE	21-2	W
3/3	JACKSONVILLE STATE	3-2 (10)	W
3/4	JACKSON STATE	5-1	W
3/5	DUQUESNE	15-5	W
3/6	DUQUESNE	8-4	W
3/9	at Florida *	0-10	L
3/9	at Florida *	7-4	W
3/10	at Florida *	6-10	L
3/12	at New Orleans	12-4	W
3/12	at New Orleans	3-4	L
3/15	KENTUCKY *	9-5	W
3/16	KENTUCKY *	18-11	W
3/17	KENTUCKY *	7-5	W
3/22	at South Carolina *	2-5	L
3/23	at South Carolina *	17-5	W
3/24	at South Carolina *	5-6 (14)	L
3/29	GEORGIA *	4-3	W
3/30	GEORGIA *	5-4	W
3/31	GEORGIA *	5-2	W
4/2	at UAB	10-5	W
4/3	at UAB	7-1	W
4/5	VANDERBILT *	8-4	W
4/6	VANDERBILT *	4-6	L
4/7	VANDERBILT *	9-3	W
4/8	SAMFORD	10-1	W
4/9	LOUISIANA TECH	5-2	W
4/10	LOUISIANA TECH	6-5	W
4/12	at Alabama *	1-3	L
4/13	at Alabama *	4-5	L
4/14	at Alabama *	5-1	W
4/15	at Jackson State	11-5	W
4/16	SOUTH ALABAMA	9-13	L
4/17	SOUTH ALABAMA	8-3	W
4/19	at Auburn *	8-0	W
4/20	at Auburn *	10-3	W
4/21	at Auburn *	1-3	L
4/23	SOUTHERN MISS	5-1	W
4/24	SOUTHERN MISS	5-4	W
4/26	ARKANSAS *	8-6	W
4/27	ARKANSAS *	2-6	L
4/28	ARKANSAS *	10-6	W
<b>Mayor's Cup (Jackson, Miss.)</b>			
4/29	vs. Ole Miss	8-4	W
4/30	at Southern Miss	2-6	L
5/1	at Southern Miss	4-1	W
5/3	OLE MISS *	7-8	L
5/4	OLE MISS *	2-3 (10)	L
5/5	OLE MISS *	9-6	W
5/10	at LSU *	7-8 (10)	L
5/11	at LSU *	9-17	L
5/12	at LSU *	11-10	W
<b>SEC Tournament (Hoover, Ala.)</b>			
5/15	vs. Vanderbilt	8-5	W
5/16	vs. Florida	5-6 (10)	L
5/17	vs. Kentucky	1-4	L
<b>NCAA West Regional (Palo Alto, Calif.)</b>			
5/23	vs. UC Santa Barbara	6-2	W
5/24	at Stanford	6-8	L
5/25	vs. Cal State Northridge	19-20	L

1997 47-21 (19-11 SEC)			
Head Coach: Ron Polk			
2/21	SAMFORD	15-5	W
2/22	at South Alabama	4-5	L
2/23	at South Alabama	1-6	L
2/25	SOUTHEAST MISSOURI STATE	13-3	W
2/26	SOUTHEAST MISSOURI STATE	10-4	W
2/27	DELTA STATE	11-4	W
3/4	JACKSON STATE	20-0	W
3/4	JACKSON STATE	19-1	W
3/5	ALCORN STATE	16-1	W
3/7	FLORIDA *	2-4	L
3/8	FLORIDA *	2-14	L
3/9	FLORIDA *	10-15	L
3/11	at Memphis	14-6	W
3/12	at Memphis	5-4	W
3/14	at Kentucky *	6-5	W
3/15	at Kentucky *	14-4	W
3/16	at Kentucky *	10-14	L
3/19	ULM	8-5	W
3/19	ULM	7-1 (7)	W
3/20	WILLIAM CAREY	12-4	W
3/21	SOUTH CAROLINA *	6-3	W
3/22	SOUTH CAROLINA *	5-8 (10)	L
3/23	SOUTH CAROLINA *	11-8	W
<b>Mayor's Cup (Jackson, Miss.)</b>			
3/26	vs. Ole Miss	7-3	W
3/28	at Georgia *	19-8	W
3/29	at Georgia *	14-9	W
3/30	at Georgia *	3-2	W
3/31	at Jackson State	4-2 (12)	W
4/1	at UAB	3-5	L
4/2	at UAB	3-15	L
4/4	at Vanderbilt *	15-5	W
4/6	at Vanderbilt *	25-13 (7)	W
4/7	at Vanderbilt *	6-7 (7)	L
4/8	NEW ORLEANS	4-2	W
4/9	NEW ORLEANS	5-2	W
4/12	LSU *	9-6	W
4/12	LSU *	12-20	L
4/13	LSU *	4-1	W
4/16	BELHAVEN	15-10	W
4/17	MISSISSIPPI VALLEY STATE	25-3	W
4/18	ALABAMA *	11-10	W
4/19	ALABAMA *	9-7	W
4/20	ALABAMA *	3-6	L
4/22	SOUTHERN MISS	16-12	W
4/23	SOUTHERN MISS	4-2	W
4/25	at Ole Miss *	21-6	W
4/26	at Ole Miss *	5-2	W
4/27	at Ole Miss *	6-4	W
4/29	at Southern Miss	4-9	L
4/30	at Southern Miss	20-2	W
5/3	AUBURN *	4-12	L
5/3	AUBURN *	4-6	L
5/4	AUBURN *	8-6	W
5/9	at Arkansas *	5-8	L
5/10	at Arkansas *	13-5	W
5/11	at Arkansas *	17-10	W
<b>SEC Tournament (Columbus, Ga.)</b>			
5/14	vs. South Carolina	12-9	W
5/15	vs. Alabama	3-16	L
5/16	vs. Auburn	4-5	L
<b>NCAA Midwest Regional (Starkville, Miss.)</b>			
5/22	OHIO STATE	8-5	W
5/23	WASHINGTON	4-5	L
5/24	TENNESSEE TECH	25-5	W
5/25	GEORGIA TECH	10-2	W
5/25	WASHINGTON	7-5	W
5/26	WASHINGTON	4-3	W
<b>College World Series (Omaha, Neb.)</b>			
5/31	vs. Alabama	2-3	L
6/2	vs. UCLA	7-5	W
6/3	vs. Alabama	5-9	L





# ALL-TIME RESULTS

1998 42-23 (14-15 SEC)			
Head Coach: Pat McMahon			
2/17	SOUTH ALABAMA	13-14 (12)	L
2/18	SOUTH ALABAMA	11-6	W
2/19	JACKSON STATE	19-3 (7)	W
2/21	LOUISIANA TECH	10-4	W
2/23	MISSISSIPPI VALLEY STATE	27-1 (7)	W
2/24	ALCORN STATE	18-4 (8)	W
2/25	JACKSON STATE	18-0 (8)	W
<b>Winn-Dixie Showdown (New Orleans, La.)</b>			
2/27	vs. LSU	11-3	W
2/28	at New Orleans	8-10	L
3/1	at Tulane	4-1	W
3/3	MEMPHIS	8-7 (10)	W
3/4	MEMPHIS	9-1	W
3/6	TENNESSEE *	15-7	W
3/8	TENNESSEE *	4-22 (7)	L
3/8	TENNESSEE *	2-4 (7)	L
3/10	at ULM	4-3	W
3/11	at ULM	4-3 (11)	W
3/13	at Florida *	8-14	L
3/14	at Florida *	5-6	L
3/15	at Florida *	5-6	L
3/18	WILLIAM CAREY	4-2	W
3/20	OLE MISS *	2-1	W
3/21	OLE MISS *	5-7	L
3/22	OLE MISS *	9-3	W
3/25	SAMFORD	16-3	W
3/27	at Alabama *	10-12 (11)	L
3/28	at Alabama *	2-4	L
3/29	at Alabama *	13-7	W
<b>Mayor's Cup (Jackson, Miss.)</b>			
4/1	vs. Ole Miss	6-2	W
4/3	at LSU *	5-8	L
4/4	at LSU *	8-3	W
4/5	at LSU *	5-11	L
4/7	NEW ORLEANS	8-6	W
4/8	NEW ORLEANS	7-6	W
4/10	KENTUCKY *	3-2	W
4/11	KENTUCKY *	2-3	L
4/12	KENTUCKY *	9-12	L
4/14	UAB	10-1	W
4/15	UAB	9-5	W
4/17	at Auburn *	13-4	W
4/18	at Auburn *	8-0	W
4/21	at Southern Miss	1-6	L
4/22	at Southern Miss	4-3	W
4/24	GEORGIA *	5-4	W
4/25	GEORGIA *	9-5	W
4/26	GEORGIA *	7-1	W
4/28	SOUTHERN MISS	11-0	W
5/1	at South Carolina *	16-0	W
5/2	at South Carolina *	10-4	W
5/3	at South Carolina *	2-6	L
5/8	ARKANSAS *	10-14	L
5/9	ARKANSAS *	17-3	W
5/10	ARKANSAS *	3-8	L
<b>SEC Tournament (Hoover, Ala.)</b>			
5/13	vs. South Carolina	9-8	W
5/14	vs. Arkansas	3-10	L
5/15	vs. LSU	7-5	W
5/16	vs. Arkansas	3-7	L
<b>NCAA Central Regional (College Station, Texas)</b>			
5/21	vs. Washington	7-6	W
5/22	at Texas A&M	3-4	L
5/23	vs. Rice	15-14	W
5/23	at Texas A&M	10-9	W
5/24	at Texas A&M	11-5	W
<b>College World Series (Omaha, Neb.)</b>			
5/30	vs. Florida	14-13	W
6/1	vs. LSU	8-10	L
6/2	vs. USC	1-7	L

1999 42-21 (15-14 SEC)			
Head Coach: Pat McMahon			
2/13	UNC CHARLOTTE	24-1	W
2/14	UNC CHARLOTTE	8-1	W
2/16	JACKSON STATE	8-0	W
2/19	USF	5-6	L
2/20	USF	8-2	W
2/21	USF	18-2	W
2/24	MISSISSIPPI VALLEY STATE	29-0	W
2/26	ARKANSAS-LITTLE ROCK	8-4	W
2/27	ARKANSAS-LITTLE ROCK	22-0	W
2/28	ARKANSAS-LITTLE ROCK	27-4	W
3/2	at South Alabama	10-7	W
3/3	at South Alabama	9-7	W
3/6	SIENA	10-7	W
3/7	SIENA	7-3	W
3/9	at New Orleans	11-7	W
3/10	at New Orleans	8-5	W
3/12	at Georgia *	5-1	W
3/13	at Georgia *	1-4	L
3/16	ALCORN STATE	21-1	W
3/19	SOUTH CAROLINA *	13-0	W
3/20	SOUTH CAROLINA *	3-4	L
3/21	SOUTH CAROLINA *	7-6	W
3/23	SAMFORD	11-1	W
3/26	at Kentucky *	6-12	L
3/27	at Kentucky *	10-5	W
3/28	at Kentucky *	11-6	W
<b>Mayor's Cup (Jackson, Miss.)</b>			
3/31	vs. Ole Miss	6-10	L
4/2	AUBURN *	13-3	W
4/3	AUBURN *	16-2	W
4/4	AUBURN *	2-8	L
4/6	ULM	13-6	W
4/7	ULM	18-1	W
4/9	ALABAMA *	4-6	L
4/10	ALABAMA *	5-4	W
4/11	ALABAMA *	10-9	W
4/13	at Jackson State	11-2	W
4/16	at Tennessee *	4-6	L
4/17	at Tennessee *	9-2	W
4/18	at Tennessee *	13-10	W
4/20	at UAB	15-1	W
4/21	at UAB	6-8	L
4/23	LSU *	8-10	L
4/24	LSU *	7-1	W
4/25	LSU *	2-3	L
4/27	SOUTHERN MISS	11-3	W
4/28	SOUTHERN MISS	9-2	W
4/30	at Arkansas *	4-6	L
5/1	at Arkansas *	4-7	L
5/2	at Arkansas *	5-7	L
5/7	FLORIDA *	9-0	W
5/8	FLORIDA *	4-6	L
5/9	FLORIDA *	15-8	W
5/14	at Ole Miss *	1-2	L
5/15	at Ole Miss *	4-5	L
5/16	at Ole Miss *	9-6	W
<b>SEC Tournament (Hoover, Ala.)</b>			
5/19	vs. South Carolina	7-5 (10)	W
5/20	vs. Alabama	3-4	L
5/21	vs. Ole Miss	2-0	W
5/22	vs. Alabama	11-12	L
<b>NCAA Columbus Regional (Columbus, Ohio)</b>			
5/28	vs. Nebraska	18-14	W
5/29	at Ohio State	3-6	L
5/29	vs. Nebraska	13-7	W
5/30	at Ohio State	7-10	L

2000 41-20 (17-10 SEC)			
Head Coach: Pat McMahon			
<b>Coca-Cola Classic (Mobile, Ala.)</b>			
2/19	vs. UAB	17-1	W
2/20	vs. Mercer	6-4	W
2/22	SOUTHEASTERN LOUISIANA	5-2	W
2/23	SOUTHEASTERN LOUISIANA	9-2	W
2/25	ARKANSAS-LITTLE ROCK	6-2	W
2/26	ARKANSAS-LITTLE ROCK	9-4	W
2/27	ARKANSAS-LITTLE ROCK	8-7 (11)	W
2/29	at Jackson State	11-0	W
3/1	JACKSON STATE	23-0	W
<b>Kia Baseball Bash (Fullerton, Calif.)</b>			
3/1	at Cal State Fullerton	9-14	L
3/4	vs. USC	1-7 (5)	L
<b>Played in Millington, Tenn.</b>			
3/7	at Memphis	14-2	W
3/8	at Memphis	4-1	W
3/11	VANDERBILT *	7-5	W
3/11	VANDERBILT *	10-7	W
3/12	VANDERBILT *	8-0	W
3/14	UT MARTIN	16-1	W
3/15	UT MARTIN	14-3	W
3/17	at Kentucky *	9-6	W
3/18	at Kentucky *	7-6 (10)	W
3/21	ALCORN STATE	13-0	W
3/24	at Alabama *	6-9	L
3/25	at Alabama *	12-11	W
3/26	at Alabama *	11-13	L
<b>Mayor's Cup (Jackson, Miss.)</b>			
3/29	vs. Ole Miss	2-3	L
3/31	ARKANSAS *	3-2	W
4/4	UAB	9-6	W
4/4	SOUTH ALABAMA	7-6	W
4/5	SOUTH ALABAMA	10-4	W
4/7	at South Carolina *	0-1	L
4/8	at South Carolina *	3-4	L
4/9	at South Carolina *	6-7	L
4/14	OLE MISS *	1-4	L
4/15	OLE MISS *	10-4	W
4/16	OLE MISS *	12-3	W
4/18	NEW ORLEANS	8-9	L
4/19	NEW ORLEANS	6-5	W
4/21	at LSU *	15-13	W
4/22	at LSU *	15-18	L
4/23	at LSU *	10-3	W
4/25	at Southern Miss	6-10	L
4/26	at Southern Miss	8-5	W
4/28	TENNESSEE *	7-3	W
4/29	TENNESSEE *	4-2	W
4/30	TENNESSEE *	4-3 (11)	W
5/3	at Samford	20-7	W
5/5	FLORIDA *	20-2	W
5/6	FLORIDA *	6-9 (11)	L
5/7	FLORIDA *	12-7	W
5/10	at UAB	18-7	W
5/12	at Auburn *	3-6	L
5/13	at Auburn *	10-9	W
5/14	at Auburn *	5-9	L
<b>SEC Tournament (Hoover, Ala.)</b>			
5/17	vs. Alabama	3-9	L
5/18	vs. Georgia	0-5	L
<b>NCAA Starkville Regional (Starkville, Miss.)</b>			
5/26	SOUTH ALABAMA	9-2	W
5/27	NOTRE DAME	8-1	W
5/28	NOTRE DAME	0-7	L
5/28	NOTRE DAME	10-9	W
<b>NCAA Super Regional (Clemson, S.C.)</b>			
6/3	at Clemson	4-11	L
6/4	at Clemson	4-9	L



## ALL-TIME RESULTS

### 2001 39-24 (17-13 SEC)

#### SEC Tournament Champion

Head Coach: Pat McMahon

#### NBC Classic (Starkville, Miss.)

2/17	NOTRE DAME	5-7	L
2/18	NOTRE DAME	2-4 (11)	L
2/21	JACKSON STATE	10-0	W
2/23	at USC	3-7	L
2/28	UT MARTIN	5-1	W
2/28	UT MARTIN	4-0	W
3/1	SAMFORD	3-9	L
3/4	JACKSONVILLE STATE	4-0	W
3/4	JACKSONVILLE STATE	7-1 (7)	W
3/6	ULM	4-0	W
3/7	ULM	7-8 (10)	L
3/9	AUBURN *	2-1 (10)	W
3/10	AUBURN *	4-0	W
3/11	AUBURN *	8-2	W
3/13	at New Orleans	6-5	W
3/16	at Vanderbilt *	3-4	L
3/17	at Vanderbilt *	7-2	W
3/18	at Vanderbilt *	2-3	L
3/21	TENNESSEE TECH	18-9	W
3/23	LSU *	1-9	L
3/24	LSU *	1-7	L
3/25	LSU *	13-0	W

#### Mayor's Cup (Jackson, Miss.)

3/28	vs. Ole Miss	15-6	W
3/30	at Arkansas *	5-6	L
3/31	at Arkansas *	9-3	W
4/1	at Arkansas *	10-2	W
4/3	UAB	2-4	L
4/6	at Tennessee *	8-9	L
4/7	at Tennessee *	13-5	W
4/8	at Tennessee *	7-2	W
4/10	SOUTH ALABAMA	4-5	L
4/11	SOUTH ALABAMA	9-2	W
4/13	SOUTH CAROLINA *	2-6	L
4/14	SOUTH CAROLINA *	4-3 (11)	W
4/15	SOUTH CAROLINA *	8-7	W
4/16	MISSISSIPPI VALLEY STATE	17-7	W
4/17	SOUTHERN MISS	2-6	L
4/18	SOUTHERN MISS	6-4	W
4/20	KENTUCKY *	10-4	W
4/21	KENTUCKY *	9-4	W
4/22	KENTUCKY *	8-7	W
4/24	ALCORN STATE	12-4	W
4/24	MISSISSIPPI VALLEY STATE	11-0 (7)	W
4/27	at Florida *	4-11	L
4/28	at Florida *	2-4 (10)	L
4/29	at Florida *	5-6 (14)	L
5/4	ALABAMA *	1-8	L
5/5	ALABAMA *	3-2	W
5/6	ALABAMA *	1-7	L
5/9	at UAB	6-5	W
5/11	at Ole Miss *	6-3	W
5/12	at Ole Miss *	7-6	W
5/13	at Ole Miss *	3-6	L

#### SEC Tournament (Hoover, Ala.)

5/16	vs. South Carolina	2-1	W
5/17	vs. Georgia	8-4	W
5/19	vs. South Carolina	6-7	L
5/19	vs. South Carolina	1-0	W
5/20	vs. LSU	4-1	W

#### NCAA Columbus Regional (Columbus, Ohio)

5/25	vs. Kent State	9-8 (10)	W
5/26	vs. Delaware	4-3	W
5/28	vs. Kent State	14-4	W

#### NCAA Super Regional (Fullerton, Calif.)

6/1	at Cal State Fullerton	2-13	L
6/2	at Cal State Fullerton	3-9	L

### 2002 34-24-1 (14-15 SEC)

Head Coach: Ron Polk

#### NBC Classic (Starkville, Miss.)

2/22	UAB	4-2	W
2/23	OHIO STATE	2-9	L
2/24	OHIO STATE	6-6 (8)	T
2/26	at Louisiana Tech	14-7	W
2/27	at ULM	6-5	W
3/2	JACKSONVILLE STATE	11-6	W
3/2	JACKSONVILLE STATE	14-2	W
3/3	JACKSONVILLE STATE	5-1	W
3/6	JACKSON STATE	9-0	W
3/8	LOYOLA MARYMOUNT	7-1	W
3/9	LOYOLA MARYMOUNT	8-5	W
3/10	LOYOLA MARYMOUNT	2-3	L
3/12	at South Alabama	7-8	L
3/13	at South Alabama	4-8	L
3/15	SOUTH CAROLINA *	12-4	W
3/16	SOUTH CAROLINA *	3-5	L
3/17	SOUTH CAROLINA *	6-9	L
3/23	at Kentucky *	4-2	W
3/23	at Kentucky *	7-8	L
3/24	at Kentucky *	13-3	W
3/26	NEW ORLEANS	3-7	L
3/27	NEW ORLEANS	7-1	W
3/29	at LSU *	15-4	W
3/30	at LSU *	3-7	L
4/2	UT MARTIN	6-5	W

#### Mayor's Cup (Jackson, Miss.)

4/3	vs. Ole Miss	4-8	L
4/5	GEORGIA *	7-5	W
4/6	GEORGIA *	14-4	W
4/7	GEORGIA *	2-9	L
4/9	SAMFORD	7-2	W
4/10	MISSISSIPPI VALLEY STATE	11-1	W
4/12	ARKANSAS *	17-4	W
4/13	ARKANSAS *	3-7	L
4/14	ARKANSAS *	6-4	W
4/16	at Southern Miss	19-2	W
4/17	at Southern Miss	3-6	L
4/19	at Auburn *	5-7	L
4/20	at Auburn *	12-1	W
4/21	at Auburn *	7-19	L
4/23	UAB	8-3	W
4/24	West Alabama	17-5	W
4/26	at Vanderbilt *	6-4	W
4/27	at Vanderbilt *	12-4	W
4/28	at Vanderbilt *	0-4	L
5/3	FLORIDA *	4-5	L
5/4	FLORIDA *	3-5	L
5/5	FLORIDA *	0-4	L
5/8	MISSISSIPPI VALLEY STATE	18-5	W
5/10	at Alabama *	5-9	L
5/11	at Alabama *	7-9	L
5/12	at Alabama *	4-11	L
5/14	at UAB	6-1	W
5/15	at Samford	13-7	W
5/18	OLE MISS *	12-2	W
5/18	OLE MISS *	14-5	W
5/19	OLE MISS *	10-5	W

#### SEC Tournament (Hoover, Ala.)

5/22	vs. Alabama	2-12 (8)	L
5/23	vs. Georgia	10-3	W
5/24	vs. Florida	0-5	L

### 2003 42-20-1 (17-12 SEC)

Head Coach: Ron Polk

#### NBC Classic (Starkville, Miss.)

2/22	BIRMINGHAM-SOUTHERN	1-4	L
2/23	CONNECTICUT	4-3	W
2/23	CONNECTICUT	11-2	W
2/28	EAST TENNESSEE STATE	7-0	W
3/1	EAST TENNESSEE STATE	10-1	W
3/2	EAST TENNESSEE STATE	11-4	W
3/4	at UAB	14-5	W
3/5	LOUISIANA TECH	5-5 (6)	T
3/7	LIPSCOMB	8-1	W
3/8	LIPSCOMB	3-1	W
3/9	LIPSCOMB	12-1	W
3/11	at New Orleans	7-2	W
3/12	at New Orleans	9-4	W
3/14	VANDERBILT *	5-4 (13)	W
3/15	VANDERBILT *	3-4	L
3/16	VANDERBILT *	9-1	W

#### Played at Autozone Park

3/17	at Memphis	12-3	W
3/18	at Memphis	7-8 (10)	L
3/21	at Arkansas *	4-3 (10)	W
3/22	at Arkansas *	8-3	W
3/23	at Arkansas *	5-1	W
3/25	MOREHEAD STATE	10-4	W
3/26	MOREHEAD STATE	10-3	W
3/28	at Ole Miss *	2-0	W
3/29	at Ole Miss *	7-0	W
3/30	at Ole Miss *	8-4	W
4/1	UAB	13-4	W

#### Mayor's Cup (Jackson, Miss.)

4/2	vs. Ole Miss	1-5	L
4/4	KENTUCKY *	8-1	W
4/5	KENTUCKY *	2-8	L
4/11	AUBURN *	4-2	W
4/12	AUBURN *	5-8	L
4/13	AUBURN *	3-7	L
4/15	MISSISSIPPI VALLEY STATE	21-6	W
4/16	SAMFORD	5-4 (12)	W
4/19	at South Carolina *	3-4	L
4/19	at South Carolina *	1-2	L
4/20	at South Carolina *	2-1	W
4/22	SOUTHERN MISS	6-4	W
4/23	SOUTHERN MISS	2-5	L
4/26	at Florida *	5-13	L
4/26	at Florida *	6-5	W
4/27	at Florida *	6-14	L
4/30	ULM	5-4	W
5/2	LSU *	4-2	W
5/3	LSU *	5-0	W
5/4	LSU *	1-5	L
5/9	at Georgia *	5-6	L
5/10	at Georgia *	7-5	W
5/11	at Georgia *	8-9 (15)	L
5/13	SOUTHEASTERN LOUISIANA	13-2	W
5/16	WINTHROP	9-3	W
5/17	ALABAMA *	11-8	W
5/17	ALABAMA *	7-15	L
5/18	ALABAMA *	9-1	W

#### SEC Tournament (Hoover, Ala.)

5/22	vs. Ole Miss	5-4 (12)	W
5/23	vs. LSU	2-7	L
5/24	vs. Ole Miss	4-1	W
5/24	vs. LSU	5-17 (7)	L

#### NCAA Starkville Regional (Starkville, Miss.)

5/30	MIDDLE TENNESSEE	10-4	W
5/31	NORTH CAROLINA	5-10	L
5/31	MISSOURI	10-5	W
6/1	NORTH CAROLINA	6-8 (11)	L



# ALL-TIME RESULTS

## 2004 35-24 (13-17 SEC)

Head Coach: Ron Polk

### MSU Challenge (Starkville, Miss.)

2/27	WESTERN KENTUCKY	12-0	W
2/28	ILLINOIS	9-6	W
2/29	ILLINOIS	9-3	W
3/2	JACKSON STATE	18-4	W
3/3	MISSISSIPPI VALLEY STATE	9-1	W
3/6	TENNESSEE TECH	12-1	W
3/7	TENNESSEE TECH	8-0	W
3/9	SOUTH ALABAMA	4-2	W
3/10	SOUTH ALABAMA	3-2	W

### NBC Classic (Starkville, Miss.)

3/12	USC	4-5	L
3/13	USC	0-3	L
3/14	USC	4-1	W

### Entergy Louisiana Challenge (Jackson, Miss.)

3/16	vs. Louisiana Tech	7-0	W
3/17	vs. ULM	7-3 (12)	W
3/19	#19 TENNESSEE *	4-9	L
3/20	#19 TENNESSEE *	3-8	L
3/21	#19 TENNESSEE *	2-1 (10)	W
3/23	#30 BIRMINGHAM-SOUTHERN	1-10	L
3/24	SAMFORD	0-6	L
3/26	at #1 LSU *	7-3	W
3/27	at #1 LSU *	6-11	L
3/28	at #1 LSU *	3-14	L
3/30	UAB	6-5	W
3/31	ULM	8-4	W
4/2	#4 OLE MISS *	1-7	L
4/3	#4 OLE MISS *	7-5	W
4/4	#4 OLE MISS *	2-4	L
4/6	at #11 Southern Miss	18-9	W
4/7	at #11 Southern Miss	9-7	W
4/9	at Kentucky *	9-10	L
4/10	at Kentucky *	10-8	W
4/11	at Kentucky *	12-3	W

### Mayor's Cup (Jackson, Miss.)

4/13	vs. #7 Ole Miss	4-10	L
4/16	#19 FLORIDA *	11-2	W
4/17	#19 FLORIDA *	6-16	L
4/18	#19 FLORIDA *	3-8	L
4/20	MEMPHIS	10-2	W
4/21	MEMPHIS	7-2 (6)	W
4/23	at #11 Auburn *	6-4	W
4/24	at #11 Auburn *	9-8 (13)	W
4/25	at #11 Auburn *	5-6	L
4/27	at UAB	12-2	W
4/28	at Birmingham-Southern	7-1	W
4/30	at Vanderbilt *	2-7	L
5/1	at Vanderbilt *	1-5	L
5/2	at Vanderbilt *	4-5 (10)	L
5/7	#19 GEORGIA *	6-7	L
5/8	#19 GEORGIA *	4-8	L
5/9	#19 GEORGIA *	6-8	L
5/12	LOUISIANA TECH	10-7	W
5/15	#11 ARKANSAS *	3-2 (10)	W
5/16	#11 ARKANSAS *	5-4 (7)	W
5/17	#11 ARKANSAS *	2-4 (8)	L
5/21	at Alabama *	11-9	W
5/22	at Alabama *	7-1	W
5/23	at Alabama *	4-1	W

### NCAA Atlanta Regional (Atlanta, Ga.)

6/4	vs. Texas Tech	6-10	L
6/5	vs. Jacksonville State	7-6	W
6/6	vs. Texas Tech	7-14	L

## 2005 42-22 (13-16 SEC)

### SEC Tournament Champion

Head Coach: Ron Polk

2/25	EASTERN ILLINOIS	3-1	W
2/26	EASTERN ILLINOIS	16-6	W
3/1	MISSISSIPPI VALLEY STATE	14-7	W

### NBC Classic (Starkville, Miss.)

3/4	AUSTIN PEAY	4-3	W
3/5	KANSAS	5-0	W
3/6	KANSAS	9-2	W
3/8	LOUISIANA TECH	5-3	W
3/9	JACKSON STATE	14-2	W
3/11	at Arizona	3-9	L
3/12	at Arizona	3-7	L
3/13	at Arizona	13-12	W
3/15	MEMPHIS	11-8	W
3/16	MEMPHIS	4-2	W
3/18	VANDERBILT *	3-10	L
3/19	VANDERBILT *	5-3	W
3/20	VANDERBILT *	5-1	W
3/22	NEW ORLEANS	5-1	W
3/23	NEW ORLEANS	8-4	W
3/25	at Arkansas *	5-3	W
3/26	at Arkansas *	13-4	W
3/27	at Arkansas *	5-10	L

### Mayor's Cup (Jackson, Miss.)

3/29	vs. Ole Miss	1-5	L
4/3	at Tennessee *	1-2 (7)	L
4/3	at Tennessee *	1-2 (7)	L

### Played in Jackson, Miss.

4/5	vs. Samford	14-5	W
4/8	AUBURN *	4-1	W
4/9	AUBURN *	7-8	L
4/10	AUBURN *	4-0	W
4/12	ULM	9-3	W
4/13	SAMFORD	13-1	W
4/15	at Georgia *	1-5	L
4/16	at Georgia *	6-0	W
4/17	at Georgia *	3-6	L
4/19	at South Alabama	10-6	W

### Energy Alabama Challenge (Jackson, Miss.)

4/20	vs. South Alabama	2-1	W
4/22	KENTUCKY *	12-4	W
4/23	KENTUCKY *	5-12	L
4/24	KENTUCKY *	3-2	W
4/26	SOUTHERN MISS	5-4	W
4/27	SOUTHERN MISS	1-6	L
4/29	at Ole Miss *	4-11	L
4/30	at Ole Miss *	0-5	L
5/1	at Ole Miss *	1-9	L
5/6	ALABAMA *	7-3	W
5/7	ALABAMA *	3-5	L
5/8	ALABAMA *	5-3	W

### Energy Alabama Challenge (Jackson, Miss.)

5/9	vs. Birmingham-Southern	10-4	W
5/10	MISSISSIPPI VALLEY STATE	3-2	W
5/13	at Florida *	2-8	L
5/14	at Florida *	1-2	L
5/15	at Florida *	6-5	W
5/17	UT MARTIN	17-3	W
5/17	UT MARTIN	8-3	W
5/20	LSU *	5-7	L
5/21	LSU *	5-3	W
5/22	LSU *	2-3	L

### SEC Tournament (Hoover, Ala.)

5/25	vs. LSU	9-2	W
5/26	vs. South Carolina	6-2	W
5/28	vs. Tennessee	3-2	W
5/29	vs. Ole Miss	4-1	W

### NCAA Coral Gables Regional (Miami, Fla.)

6/3	vs. FAU	13-2	W
6/4	at Miami (Fla.)	1-4	L
6/5	vs. FAU	8-4	W
6/6	at Miami (Fla.)	4-10	L

## 2006 37-23 (12-17 SEC)

Head Coach: Ron Polk

2/24	MARIST	9-3	W
2/26	MARIST	3-1	W
2/26	MARIST	4-2	W
3/3	ARKANSAS STATE	9-5	W
3/4	ARKANSAS STATE	10-4	W
3/5	ARKANSAS STATE	5-4	W
3/7	LOUISIANA TECH	11-1	W
3/8	ULM	7-2	W

### Cadence Bank Classic (Starkville, Miss.)

3/10	ARIZONA	3-2	W
3/11	ARIZONA	9-2	W
3/12	ARIZONA	5-4	W
3/14	at UAB	20-4	W
3/15	at Jacksonville State	7-4	W
3/17	TENNESSEE *	8-2	W
3/18	TENNESSEE *	4-3	W
3/21	UAB	10-3	W
3/22	JACKSONVILLE STATE	6-1	W
3/24	at LSU *	11-1	W
3/25	at LSU *	6-8	L
3/26	at LSU *	7-6 (10)	W
3/28	BIRMINGHAM-SOUTHERN	5-4	W
3/29	BIRMINGHAM-SOUTHERN	9-2	W
3/31	at Alabama *	3-5	L
4/1	at Alabama *	4-5	L
4/2	at Alabama *	4-2 (11)	W
4/4	at Louisiana Tech	12-13	L

### Played in Pearl, Miss.

4/5	vs. ULM	15-4	W
4/5	vs. ULM	11-0	W
4/7	GEORGIA *	15-5	W
4/8	GEORGIA *	1-6	L
4/9	GEORGIA *	2-4	L

### Mayor's Cup (Jackson, Miss.)

4/11	vs. Ole Miss	0-1	L
4/14	at Auburn *	4-9	L
4/15	at Auburn *	17-10	W
4/16	at Auburn *	3-7	L
4/18	at Memphis	12-8	W

### Played at AutoZone Park

4/19	at Memphis	5-3	W
4/22	ARKANSAS *	2-6	L
4/22	ARKANSAS *	9-8	W
4/23	ARKANSAS *	4-6	L
4/25	at Southern Miss	6-13	L
4/26	at Southern Miss	3-6	L
4/28	at South Carolina *	5-11	L
4/29	at South Carolina *	7-2	W
4/30	at South Carolina *	7-9 (11)	L
5/2	MISSISSIPPI VALLEY STATE	21-2	W
5/5	FLORIDA *	6-2	W
5/6	FLORIDA *	8-1	W
5/6	FLORIDA *	6-9	L
5/12	at Kentucky *	5-18	L
5/13	at Kentucky *	2-3	L
5/14	at Kentucky *	9-10	L
5/16	UT MARTIN	8-6	W
5/18	OLE MISS *	5-6 (10)	L
5/19	OLE MISS *	11-1	W
5/20	OLE MISS *	11-13	L

### NCAA Clemson Regional (Clemson, S.C.)

6/2	vs. Elon	4-5	L
6/3	vs. UNC Asheville	5-4	W
6/4	vs. Elon	12-3	W
6/4	at Clemson	6-8	L



## ALL-TIME RESULTS

2007	38-22 (15-13 SEC)	
<i>Head Coach: Ron Polk</i>		
2/23	MURRAY STATE	10-5 W
2/24	MURRAY STATE	13-1 W
2/25	MURRAY STATE	17-9 W
2/27	MISSISSIPPI VALLEY STATE	13-2 W
<b>Cadence Bank Classic (Starkville, Miss.)</b>		
3/2	TROY	2-1 W
3/3	MICHIGAN	3-4 L
3/4	TROY	12-4 W
3/6	UAB	12-10 W
3/7	JACKSONVILLE STATE	11-9 W
<b>Quala-T Imprints Baylor Classic (Waco, Texas)</b>		
3/9	vs. Winthrop	6-7 (10) L
3/10	at Baylor	8-6 W
3/11	vs. San Francisco	2-1 W
3/14	at Dallas Baptist	8-11 L
3/16	at Florida *	12-9 W
3/17	at Florida *	8-10 L
3/18	at Florida *	14-13 W
3/21	SAMFORD	7-6 W
3/23	SOUTH CAROLINA *	3-20 L
3/24	SOUTH CAROLINA *	6-5 (12) W
3/25	SOUTH CAROLINA *	3-8 L
3/27	MEMPHIS	9-8 W
3/28	MEMPHIS	11-9 W
3/30	KENTUCKY *	10-7 W
3/31	KENTUCKY *	6-10 L
4/1	KENTUCKY *	5-4 W
4/3	ULM	17-9 W
4/6	at Arkansas *	11-9 W
4/7	at Arkansas *	2-1 W
4/8	at Arkansas *	3-9 L
<b>Played in Pearl, Miss.</b>		
4/11	vs. South Alabama	5-1 W
4/13	at TENNESSEE *	4-3 W
<b>Governor's Cup (Pearl, Miss.)</b>		
4/17	vs. Ole Miss	14-9 W
4/20	LSU *	12-3 W
4/21	LSU *	5-6 L
4/22	LSU *	1-3 L
4/24	SOUTHERN MISS	11-2 W
4/25	SOUTHERN MISS	7-4 W
4/27	at Ole Miss *	7-17 L
4/28	at Ole Miss *	1-5 L
4/29	at Ole Miss *	4-1 (17) W
5/4	AUBURN *	4-1 W
5/5	AUBURN *	11-6 W
5/6	AUBURN *	9-5 W
5/8	at Austin Peay	2-3 (11) L
5/9	at Austin Peay	5-7 L
5/12	at Georgia *	4-2 W
5/13	at Georgia *	1-2 (7) L
5/13	at Georgia *	3-5 (7) L
5/17	ALABAMA *	3-4 L
5/18	ALABAMA *	9-3 W
5/19	ALABAMA *	7-9 L
<b>SEC Tournament (Hoover, Ala.)</b>		
5/23	vs. Ole Miss	1-3 L
5/24	vs. Vanderbilt	2-3 L
<b>NCAA Tallahassee Regional (Tallahassee, Fla.)</b>		
6/1	vs. Stetson	6-3 W
6/2	at Florida State	3-0 W
6/3	at Florida State	9-4 W
<b>NCAA Starkville Super Regional (Starkville, Miss.)</b>		
6/8	CLEMSON	8-6 W
6/9	CLEMSON	8-5 W
<b>NCAA College World Series (Omaha, Neb.)</b>		
6/15	vs. North Carolina	5-8 L
6/17	vs. Louisville	4-12 L

2008	23-33 (9-21 SEC)	
<i>Head Coach: Ron Polk</i>		
2/22	at North Florida	8-2 W
2/23	at North Florida	9-17 L
2/24	at North Florida	6-11 L
2/26	UAB	9-2 W
3/1	AIR FORCE	3-1 W
3/1	AIR FORCE	4-6 L
3/2	AIR FORCE	16-8 W
3/4	ARKANSAS-LITTLE ROCK	5-9 L
3/5	ARKANSAS-LITTLE ROCK	6-3 W
<b>Cadence Bank Classic (Starkville, Miss.)</b>		
3/9	BAYLOR	4-5 L
3/9	BAYLOR	11-16 L
3/10	BAYLOR	3-6 L
3/11	MISSISSIPPI VALLEY STATE	15-0 W
3/12	MISSISSIPPI VALLEY STATE	11-5 W
3/14	OLE MISS *	6-15 L
3/15	OLE MISS *	6-11 L
3/16	OLE MISS *	4-0 W
3/18	at UAB	24-10 W
3/21	at South Carolina *	1-9 L
3/22	at South Carolina *	1-4 L
3/23	at South Carolina *	3-10 L
3/25	SOUTH ALABAMA	5-6 L
3/26	SOUTH ALABAMA	7-6 (11) W
3/28	GEORGIA *	3-2 (10) W
3/29	GEORGIA *	1-5 L
3/30	GEORGIA *	3-5 (10) L
4/1	AUSTIN PEAY	13-4 W
4/2	AUSTIN PEAY	10-2 W
4/5	at Kentucky *	6-5 W
4/5	at Kentucky *	4-13 L
4/6	at Kentucky *	8-9 L
<b>Played at AutoZone Park</b>		
4/8	at Memphis	8-9 (10) L
4/11	VANDERBILT *	8-15 L
4/12	VANDERBILT *	0-16 L
4/13	VANDERBILT *	3-4 L
<b>Governor's Cup (Pearl, Miss.)</b>		
4/15	vs. Ole Miss	6-5 W
4/18	at Alabama *	7-21 L
4/19	at Alabama *	6-4 W
4/20	at Alabama *	3-4 L
4/22	at Southern Miss	7-11 L
4/23	at Southern Miss	7-12 L
4/25	TENNESSEE *	4-3 W
4/26	TENNESSEE *	9-12 L
4/27	TENNESSEE *	7-3 W
5/2	at Auburn *	4-11 L
5/3	at Auburn *	4-3 W
5/4	at Auburn *	2-12 L
<b>Played in Winchester, Tenn.</b>		
5/6	vs. Middle Tennessee State	5-20 L
5/7	vs. Middle Tennessee State	4-3 W
5/9	at LSU *	6-15 L
5/10	at LSU *	4-16 L
5/11	at LSU *	6-9 L
5/13	MEMPHIS	4-1 W
5/15	ARKANSAS *	6-5 W
5/16	ARKANSAS *	6-5 W
5/17	ARKANSAS *	10-15 L

2009	25-29 (9-20 SEC)	
<i>Head Coach: John Cohen</i>		
<b>BankFirst Baseball Challenge (Starkville, Miss.)</b>		
2/20	NORTHERN ILLINOIS	8-1 W
2/21	NORTH FLORIDA	7-1 W
2/21	NORTHERN ILLINOIS	10-11 L
2/22	NORTH FLORIDA	9-7 W
2/24	SOUTH ALABAMA	5-1 W
2/25	MISSISSIPPI VALLEY STATE	4-3 W
2/28	NICHOLLS STATE	10-8 W
2/28	NICHOLLS STATE	6-3 W
3/5	at Hawaii	3-1 W
3/6	at Hawaii	4-7 L
3/7	at Hawaii	5-10 L
3/8	at Hawaii	5-11 L
3/11	VALPARAISO	9-2 W
3/11	VALPARAISO	5-4 W
3/14	SOUTH CAROLINA *	13-6 W
3/15	SOUTH CAROLINA *	10-3 W
3/15	SOUTH CAROLINA *	4-5 (7) L
<b>Played in Pearl, Miss.</b>		
3/17	vs. Southern Miss	7-10 L
3/18	UAB	8-4 W
3/20	at Georgia *	3-5 L
3/21	at Georgia *	0-4 L
3/22	at Georgia *	6-10 L
3/24	at South Alabama	12-17 L
3/25	MEMPHIS	6-3 W
3/28	at Arkansas *	9-20 L
3/29	at Arkansas *	1-5 (7) L
4/1	at ULM	1-7 L
4/3	AUBURN *	8-9 L
4/4	AUBURN *	8-3 W
4/5	AUBURN *	10-12 L
4/7	at UAB	10-0 W
4/8	SOUTHERN MISS	7-6 W
4/10	at Tennessee *	1-6 L
4/11	at Tennessee *	2-4 L
4/12	at Tennessee *	10-9 W
<b>Governor's Cup (Pearl, Miss.)</b>		
4/14	vs. Ole Miss	7-8 L
4/17	KENTUCKY *	4-5 (11) L
4/18	KENTUCKY *	4-3 (10) W
4/19	KENTUCKY *	17-22 L
4/21	MIDDLE TENNESSEE STATE	6-10 L
4/22	MIDDLE TENNESSEE STATE	9-8 W
4/24	at Vanderbilt *	6-8 L
4/25	at Vanderbilt *	4-10 L
4/26	at Vanderbilt *	3-11 L
5/1	ALABAMA *	8-10 L
5/3	ALABAMA *	16-17 L
5/8	at Ole Miss *	6-5 W
5/9	at Ole Miss *	11-8 W
5/10	at Ole Miss *	1-8 L
<b>Played at AutoZone Park</b>		
5/12	vs. Memphis	6-5 W
5/14	LSU *	4-5 L
5/15	LSU *	8-7 W
5/16	LSU *	4-15 L



# ALL-TIME RESULTS

## 2010 23-33 (6-24 SEC)

Head Coach: John Cohen

2/19	RHODE ISLAND	9-8	W
2/20	RHODE ISLAND	9-0	W
2/21	RHODE ISLAND	12-6	W
2/23	UAB	6-5	W
2/26	SOUTHEASTERN LOUISIANA	1-4	L
2/27	SOUTHEASTERN LOUISIANA	5-8	L
2/28	SOUTHEASTERN LOUISIANA	5-6	L

### BankFirst Baseball Challenge (Starkville, Miss.)

3/5	SOUTHEAST MISSOURI STATE	10-7 (10)	W
3/6	MICHIGAN STATE	7-4	W
3/6	SOUTHEAST MISSOURI STATE	3-2	W
3/7	MICHIGAN STATE	14-6	W
3/10	WESTERN KENTUCKY	9-3	W

### Whataburger Classic (Corpus Christi, Texas)

3/12	vs. #15 Oklahoma	5-16	L
3/13	vs. #10 UCLA	2-5	L
3/14	at Texas A&M-Corpus Christi	6-8	L
3/14	at Texas A&M-Corpus Christi	4-2 (10)	W
3/17	MISSISSIPPI VALLEY STATE	16-2	W
3/19	at #6 Florida *	2-7	L
3/20	at #6 Florida *	4-5	L
3/21	at #6 Florida *	1-4	L
3/24	MEMPHIS	7-6	W
3/26	GEORGIA *	9-8	W
3/27	GEORGIA *	4-7	L
3/28	GEORGIA *	11-10	W

### Governor's Cup (Pearl, Miss.)

3/30	vs. #14 Ole Miss	3-5	L
4/2	at #12 South Carolina *	2-10	L
4/3	at #12 South Carolina *	8-7	W
4/4	at #12 South Carolina *	2-14	L
4/6	JACKSON STATE	18-2	W
4/9	#9 ARKANSAS *	3-8	L
4/10	#9 ARKANSAS *	5-8	L
4/11	#9 ARKANSAS *	3-13	L
4/14	SOUTH ALABAMA	9-5	W
4/16	TENNESSEE *	13-15	L
4/17	TENNESSEE *	11-7	W
4/18	TENNESSEE *	14-6	W
4/20	ALCORN STATE	27-4	W
4/23	at Alabama *	5-8	L
4/25	at Alabama *	8-9 (8)	L
4/25	at Alabama *	4-6 (7)	L
4/30	#14 OLE MISS *	2-4	L
5/1	#14 OLE MISS *	10-12	L
5/2	#14 OLE MISS *	11-19 (7)	L

### Played in Pearl, Miss.

5/4	at Jackson State	7-3	L
5/5	vs. Southern Miss	3-14	L
5/7	at #19 Auburn *	6-9	L
5/8	at #19 Auburn *	14-16	L
5/9	at #19 Auburn *	8-11	L
5/12	NORTHWESTERN STATE	8-5	W
5/14	#17 VANDERBILT *	8-13	L
5/15	#17 VANDERBILT *	7-13 (10)	L
5/16	#17 VANDERBILT *	4-14	L
5/18	at #29 Southern Miss	16-9	W
5/20	at #27 LSU *	13-14	L
5/21	at #27 LSU *	3-17	L
5/22	at #27 LSU *	2-1	W

## 2011 38-25 (14-16 SEC)

Head Coach: John Cohen

2/18	AKRON	11-0	W
2/19	LAMAR	2-0	W
2/19	AKRON	10-1	W
2/20	LAMAR	17-2	W
2/22	NORTHWESTERN STATE	6-4	W
2/25	BELMONT	1-2	L
2/26	BELMONT	5-3	W
2/27	BELMONT	14-5	W
3/1	ALCORN STATE	8-1	W
3/4	IOWA	3-5	L
3/5	GEORGIA STATE	8-1	W
3/5	IOWA	6-7	L
3/6	GEORGIA STATE	7-3	W
3/9	at UAB	4-6	L
3/11	SACRED HEART	5-0	W
3/12	SACRED HEART	6-5	W
3/13	SACRED HEART	3-8	L
3/15	EASTERN ILLINOIS	9-4	W
3/16	at Lipscomb	14-4	W
3/18	at #2 Vanderbilt *	0-10	L
3/19	at #2 Vanderbilt *	0-4	L
3/20	at #2 Vanderbilt *	9-8	W
3/25	#21 AUBURN *	7-6	W
3/26	#21 AUBURN *	15-8	W
3/27	#21 AUBURN *	5-0	W
3/30	ALABAMA A&M	18-0 (7)	W
4/1	at Georgia *	1-4	L
4/2	at Georgia *	3-4	L
4/3	at Georgia *	1-4	L

### Played in Pearl, Miss.

4/5	vs. #14 Southern Miss	5-4	W
4/8	#4 FLORIDA *	7-5	W
4/9	#4 FLORIDA *	0-18	L
4/10	#4 FLORIDA *	1-3	L
4/15	at #13 Arkansas *	5-6	L
4/16	at #13 Arkansas *	1-6	L
4/17	at #13 Arkansas *	5-3	W

### Governor's Cup (Pearl, Miss.)

4/19	vs. Ole Miss	6-1	W
4/22	#2 SOUTH CAROLINA *	2-8	L
4/23	#2 SOUTH CAROLINA *	5-3	W
4/24	#2 SOUTH CAROLINA *	4-13	L
4/30	ALABAMA *	4-5 (10)	L
4/30	ALABAMA *	4-5	L
5/1*	ALABAMA *	8-5	W
5/3	at South Alabama	15-9	W
5/6	at Tennessee *	16-5	W
5/7	at Tennessee *	5-3	W
5/8	at Tennessee *	5-2	W
5/10	MISSISSIPPI VALLEY STATE	13-3	W
5/12	at Ole Miss *	7-6	W
5/13	at Ole Miss *	7-4	W
5/14	at Ole Miss *	3-12	L

### AutoZone Park (Memphis, Tenn.)

5/17	vs. Memphis	8-3	W
5/19	LSU *	1-17	L
5/20	LSU *	6-5	W
5/21	LSU *	3-6	L

### SEC Tournament (Hoover, Ala.)

5/25	vs. Florida	5-7	L
5/26	vs. Arkansas	2-7	L

### NCAA Atlanta Regional (Atlanta, Ga.)

6/3	vs. Southern Miss	3-0	W
6/4	vs. Austin Peay	8-3	W
6/5	at #9 Georgia Tech	7-3	W

### NCAA Gainesville Super Regional (Gainesville, Fla.)

6/10	at #1 Florida	1-11	L
6/11	at #1 Florida	4-3	W
6/12	at #1 Florida	6-8	L

## 2012 40-24 (16-14 SEC)

Head Coach: John Cohen

2/17	WASHINGTON STATE	6-2	W
2/19	WASHINGTON STATE	5-6 (13)	L
2/19	WASHINGTON STATE	5-4	W
2/24	KANSAS	1-0	W
2/25	MISSISSIPPI VALLEY STATE	13-5	W
2/25	KANSAS	3-1	W
2/26	MISSISSIPPI VALLEY STATE	5-1	W
2/29	MEMPHIS	6-7	L
3/2	CONNECTICUT	5-4	W
3/3	LIPSCOMB	6-4	W
3/3	CONNECTICUT	3-1	W
3/4	LIPSCOMB	16-6	W
3/6	PENN STATE	7-3	W
3/7	PENN STATE	10-6	W
3/9	MERCER	5-3	W
3/10	MERCER	1-6	L
3/11	MERCER	3-1	W
3/13	at Southeastern Louisiana	3-4	L
3/14	at Southeastern Louisiana	1-5	L
3/16	at LSU *	2-3 (10)	L
3/17	at LSU *	3-4	L
3/18	at LSU *	7-1	W
3/23	#3 ARKANSAS *	11-2	W
3/24	#3 ARKANSAS *	0-8	L
3/25	#3 ARKANSAS *	5-8 (11)	L
3/27	ALCORN STATE	6-2	W
3/30	at #24 Auburn *	5-3	W
3/31	at #24 Auburn *	6-10	L
4/1	at #24 Auburn *	2-8	L
4/6	VANDERBILT *	7-4	W
4/7	VANDERBILT *	3-4 (12)	L
4/8	VANDERBILT *	8-7	W
4/10	SOUTH ALABAMA	2-0 (12)	W
4/13	at #7 South Carolina *	6-7	L
4/14	at #7 South Carolina *	3-5	L
4/15	at #7 South Carolina *	4-6	L

### Governor's Cup (Pearl, Miss.)

4/17	vs. #22 Ole Miss	3-6	L
4/19	TENNESSEE *	2-1 (11)	W
4/20	TENNESSEE *	7-1	W
4/21	TENNESSEE *	3-2 (14)	W

### Played in Pearl, Miss.

4/24	vs. Southern Miss	5-0	W
4/27	#21 OLE MISS *	4-0	W
4/28	#21 OLE MISS *	2-6	L
4/29	#21 OLE MISS *	4-2	W
5/4	at Alabama *	3-1	W
5/5	at Alabama *	3-2	W
5/6	at Alabama *	7-8	L
5/8	MISSISSIPPI VALLEY STATE	6-3	W
5/11	at #5 Florida *	1-4	L
5/12	at #5 Florida *	2-0	W
5/13	at #5 Florida *	1-2	L
5/15	CENTRAL ARKANSAS	0-2	L
5/17	#2 KENTUCKY *	3-1	W
5/18	#2 KENTUCKY *	4-3	W
5/19	#2 KENTUCKY *	11-3	W

### SEC Tournament (Hoover, Ala.)

5/22	vs. #25 Arkansas	9-1	W
5/23	vs. #2 LSU	3-2	W
5/24	vs. #12 Kentucky	1-5	L
5/25	vs. #2 LSU	4-3 (10)	W
5/26	vs. #12 Kentucky	2-1	W
5/27	vs. Vanderbilt	3-0	W

### NCAA Tallahassee Regional (Tallahassee, Fla.)

6/1	vs. Samford	0-5	L
6/2	vs. UAB	8-1	W
6/3	vs. Samford	2-3	L





## ALL-TIME RESULTS

2013	51-20 (16-14 SEC)	
<i>Head Coach: John Cohen</i>		
2/15	PORTLAND	16-1 W
2/16	PORTLAND	2-1 W
2/17	PORTLAND	7-1 W
2/17	PORTLAND	6-0 W
2/19	GRAMBLING	2-0 W
<b>Diamond Classic (Starkville, Miss.)</b>		
2/22	PURDUE	3-2 W
2/23	SAMFORD	8-2 W
2/23	PURDUE	7-6 W
2/24	SAMFORD	8-1 W
2/26	RHODE ISLAND	13-2 W
2/27	RHODE ISLAND	17-5 W
3/1	SAINT JOSEPH'S	10-0 W
3/2	SAINT JOSEPH'S	4-1 W
3/3	SAINT JOSEPH'S	3-2 W
3/3	SAINT JOSEPH'S	2-0 W
3/5	MISSISSIPPI VALLEY STATE	14-2 W
3/8	CENTRAL ARKANSAS	4-2 W
3/9	CENTRAL ARKANSAS	5-7 (10) L
3/10	CENTRAL ARKANSAS	3-7 L
<b>Played in Pearl, Miss.</b>		
3/12	vs. Southern Miss	13-5 W
3/15	#2 LSU *	4-6 (10) L
3/16	#2 LSU *	3-7 L
3/17	#2 LSU *	10-2 W
3/19	ALCORN STATE	7-6 W
3/22	at #8 Kentucky *	8-4 W
3/23	at #8 Kentucky *	2-3 L
3/23	at #8 Kentucky *	4-4 L
3/26	AUSTIN PEAY	13-5 W
3/29	at #11 Arkansas *	4-5 L
3/30	at #11 Arkansas *	4-1 W
3/31	at #11 Arkansas *	1-3 L
4/2	at South Alabama	6-4 W
4/5	FLORIDA *	7-3 W
4/6	FLORIDA *	2-0 W
4/7	FLORIDA *	3-8 L
<b>Governor's Cup (Pearl, Miss.)</b>		
4/9	vs. #18 Ole Miss	5-7 W
4/12	at #24 Texas A&M *	3-2 W
4/13	at #24 Texas A&M *	9-3 W
4/14	at #24 Texas A&M *	15-4 W
4/18	AUBURN *	6-3 W
4/19	AUBURN *	1-3 L
4/20	AUBURN *	6-0 W
4/23	at Memphis	12-1 W
4/26	at #3 Vanderbilt *	1-3 L
4/27	at #3 Vanderbilt *	2-5 L
4/28	at #3 Vanderbilt *	3-8 L
5/4	ALABAMA *	10-6 W
5/4	ALABAMA *	5-4 (10) W
5/5	ALABAMA *	7-6 (11) W
5/10	at #20 Ole Miss *	0-3 L
5/11	at #20 Ole Miss *	8-10 L
5/12	at #20 Ole Miss *	7-6 W
5/14	ORAL ROBERTS	3-2 W
5/16	#12 SOUTH CAROLINA *	5-4 W
5/17	#12 SOUTH CAROLINA *	3-5 (10) L
5/18	#12 SOUTH CAROLINA *	7-2 W
<b>SEC Tournament (Hoover, Ala.)</b>		
5/21	vs. Missouri	2-1 (17) W
5/22	vs. #12 South Carolina	5-3 W
5/23	vs. Texas A&M	6-4 W
5/25	vs. #1 Vanderbilt	8-16 L
<b>NCAA Starkville Regional (Starkville, Miss.)</b>		
5/31	CENTRAL ARKANSAS	5-3 W
6/1	SOUTH ALABAMA	6-2 W
6/2	CENTRAL ARKANSAS	2-5 L
6/3	CENTRAL ARKANSAS	6-1 W
<b>NCAA Charlottesville Super Regional (Charlottesville, Va.)</b>		
6/8	at #6 Virginia	11-6 W
6/9	at #6 Virginia	6-5 W
<b>NCAA College World Series (Omaha, Neb.)</b>		
6/15	vs. #3 Oregon State	5-4 W
6/17	vs. #8 Indiana	5-4 W
6/21	vs. #3 Oregon State	4-1 W
6/24	vs. #6 UCLA	1-3 L
6/25	vs. #6 UCLA	0-8 L

2014	39-24 (18-12 SEC)	
<i>Head Coach: John Cohen</i>		
2/14	WESTERN CAROLINA	2-3 L
2/15	WESTERN CAROLINA	6-1 W
2/16	WESTERN CAROLINA	7-2 W
2/19	MEMPHIS	4-6 L
2/21	HOLY CROSS	6-2 W
2/22	HOLY CROSS	8-4 W
2/23	HOLY CROSS	6-7 L
2/23	HOLY CROSS	1-6 L
2/25	MOUNT ST. MARY'S	13-1 W
2/26	MOUNT ST. MARY'S	10-1 W
<b>Diamond Classic (Starkville, Miss.)</b>		
2/28	MICHIGAN STATE	4-2 W
3/1	EASTERN ILLINOIS	4-3 W
3/1	MICHIGAN STATE	7-1 W
3/2	EASTERN ILLINOIS	9-0 W
3/5	SOUTH ALABAMA	3-0 W
<b>Hi Corbett Classic (Tucson, Ariz.)</b>		
3/7	vs. UC Santa Barbara	3-8 L
3/7	at Arizona	3-12 L
3/8	vs. UC Santa Barbara	6-7 L
3/9	at Arizona	6-4 W
3/11	SOUTHERN ILLINOIS	3-0 W
3/14	at Georgia *	1-7 L
3/15	at Georgia *	6-1 W
3/15	at Georgia *	4-1 W
3/21	#3 VANDERBILT *	17-2 W
3/22	#3 VANDERBILT *	6-3 W
3/23	#3 VANDERBILT *	1-5 L
3/25	SOUTHEAST MISSOURI STATE	3-2 W
3/29	ARKANSAS *	0-4 L
3/29	ARKANSAS *	5-1 W
3/30	ARKANSAS *	5-1 W
4/4	at #9 LSU *	0-3 L
4/5	at #9 LSU *	1-2 L
4/6	at #9 LSU *	4-17 L
<b>Played in Pearl, Miss.</b>		
4/8	vs. Southern Miss	4-3 (11) W
4/11	#13 OLE MISS *	1-6 L
4/12	#13 OLE MISS *	6-5 (10) W
4/13	#13 OLE MISS *	2-12 L
4/15	ALCORN STATE	16-2 W
4/18	at Missouri *	3-2 (11) W
4/19	at Missouri *	6-2 W
4/20	at Missouri *	9-7 (11) W
<b>Governor's Cup (Pearl, Miss.)</b>		
4/22	vs. #12 Ole Miss	8-3 W
4/24	TEXAS A&M *	5-1 W
4/25	TEXAS A&M *	3-6 L
4/26	TEXAS A&M *	4-6 L
4/30	JACKSONVILLE STATE	1-2 L
5/2	at Auburn *	3-0 W
5/3	at Auburn *	3-0 W
5/4	at Auburn *	12-1 W
5/9	TENNESSEE *	2-4 L
5/10	TENNESSEE *	1-0 (10) W
5/11	TENNESSEE *	4-3 (12) W
5/15	at #19 Alabama *	9-4 W
5/16	at #19 Alabama *	1-0 W
5/17	at #19 Alabama *	1-2 L
<b>SEC Tournament (Hoover, Ala.)</b>		
5/20	vs. Georgia *	5-4 (10) W
5/21	vs. #6 South Carolina *	12-0 (7) W
5/22	vs. Kentucky *	6-7 (12) L
5/23	vs. #7 Florida *	1-5 L
<b>NCAA Lafayette Regional (Lafayette, La.)</b>		
5/30	vs. San Diego State	5-2 W
5/31	vs. Jackson State	3-1 W
6/1	at #1 Louisiana-Lafayette	8-14 L
6/2	at #1 Louisiana-Lafayette	3-5 L

2015	24-30 (8-22 SEC)	
<i>Head Coach: John Cohen</i>		
2/13	CINCINNATI	6-2 W
2/14	MIAMI (OHIO)	7-1 W
2/14	CINCINNATI	19-5 W
2/15	CINCINNATI	16-7 W
2/20	MARSHALL	6-2 W
2/21	ALABAMA A&M	18-2 W
2/21	MARSHALL	7-4 W
2/22	ALABAMA A&M	2-1 W
2/24	ALCORN STATE	10-2 W
2/27	ARIZONA	4-2 W
2/28	ARIZONA	6-2 W
2/28	SAMFORD	8-2 W
3/1	SAMFORD	6-2 W
3/3	ARKANSAS-PINE BLUFF	2-3 L
3/6	SAN DIEGO	1-2 L
3/7	SAN DIEGO	4-2 W
3/8	SAN DIEGO	6-9 L
3/10	WESTERN KENTUCKY	6-5 (10) W
3/11	WESTERN KENTUCKY	1-3 L
3/14	ALABAMA *	5-10 L
3/14	ALABAMA *	4-1 W
3/15	ALABAMA *	4-8 L
3/17	EASTERN ILLINOIS	5-2 W
3/20	at Kentucky *	2-10 L
3/21	at Kentucky *	7-9 L
3/22	at Kentucky *	12-5 W
<b>Played in Pearl, Miss.</b>		
3/24	vs. Southern Miss	0-3 L
3/27	AUBURN *	0-5 L
3/28	AUBURN *	0-4 L
3/29	AUBURN *	3-1 W
3/31	at South Alabama	7-8 (11) L
4/2	#13 SOUTH CAROLINA *	13-2 W
4/3	#13 SOUTH CAROLINA *	7-5 W
4/4	#13 SOUTH CAROLINA *	7-13 L
<b>Played in AutoZone Park</b>		
4/7	vs. Memphis	1-7 L
4/10	at #1 Texas A&M *	1-3 L
4/11	at #1 Texas A&M *	3-2 W
4/12	at #1 Texas A&M *	5-13 L
4/17	#6 FLORIDA *	3-6 L
4/18	#6 FLORIDA *	1-2 L
4/19	#6 FLORIDA *	5-10 L
4/24	at #25 Arkansas *	6-7 L
4/25	at #25 Arkansas *	1-6 L
4/26	at #25 Arkansas *	2-1 W
<b>Governor's Cup (Pearl, Miss.)</b>		
4/28	vs. Ole Miss	1-17 L
4/30	#1 LSU *	3-5 (14) L
5/1	#1 LSU *	4-11 L
5/2	#1 LSU *	8-7 (12) W
5/7	at Ole Miss *	3-4 L
5/8	at Ole Miss *	10-13 L
5/9	at Ole Miss *	7-8 (10) L
5/14	at Tennessee *	2-5 L
5/15	at Tennessee *	6-11 L
5/16	at Tennessee *	2-3 L

# ALL-TIME RESULTS

2016 44-18-1 (21-9 SEC)

## SEC Champions

Head Coach: John Cohen

2/19	FAU	6-10	L
2/20	SOUTH DAKOTA STATE	17-4	W
2/20	FAU	0-4	L
2/21	SOUTH DAKOTA STATE	15-5	W
2/26	UMASS LOWELL	4-2	W
2/27	NICHOLLS STATE	5-0	W
2/27	UMASS LOWELL	4-2	W
2/28	NICHOLLS STATE	8-0	W
3/1	ALCORN STATE	14-0	W

## Dodger Stadium Classic (Los Angeles, Calif.)

3/4	at #9 UCLA	1-2	L
3/5	at #20 USC	8-7	W
3/6	vs. Oklahoma	5-5	T
3/8	SOUTH ALABAMA	7-3	W
3/11	#10 OREGON	10-4	W
3/12	#10 OREGON	9-3	W
3/13	#10 OREGON	5-2	W
3/15	EASTERN KENTUCKY	12-16	L
3/16	ORAL ROBERTS	1-3	L
3/18	at #2 Vanderbilt *	2-1	W
3/19	at #2 Vanderbilt *	5-4	W
3/20	at #2 Vanderbilt *	6-12	L
3/22	MISSISSIPPI VALLEY STATE	16-1	W
3/24	GEORGIA *	9-2	W
3/25	GEORGIA *	3-1	W
3/26	GEORGIA *	8-11	L

## Played in Pearl, Miss.

3/29	vs. Southern Miss	13-5	W
4/1	#11 OLE MISS *	3-1	W
4/2	#11 OLE MISS *	6-2	W
4/3	#11 OLE MISS *	5-8	L
4/5	UT MARTIN	14-0	W
4/8	at #1 Florida *	2-8	L
4/9	at #1 Florida *	10-4	W
4/10	at #1 Florida *	2-1	W
4/13	MEMPHIS	11-1	W
4/15	#3 TEXAS A&M *	3-10	L
4/16	#3 TEXAS A&M *	6-10	L
4/17	#3 TEXAS A&M *	5-10	L

## Played in Biloxi, Miss.

4/20	vs. ULM	1-0	W
4/22	at #7 LSU *	12-8	W
4/23	at #7 LSU *	2-1	W
4/24	at #7 LSU *	8-11	L

## Governor's Cup (Pearl, Miss.)

4/26	vs. #12 Ole Miss	2-0	W
4/28	at Alabama *	12-5	W
4/30	at Alabama *	3-4	L
4/30	at Alabama *	2-1	W
5/5	MISSOURI *	8-2	W
5/6	MISSOURI *	4-3	W
5/7	MISSOURI *	3-1	W
5/11	at Troy	7-3	W
5/13	at Auburn *	4-0	W
5/14	at Auburn *	16-6	W
5/15	at Auburn *	10-3	W
5/19	ARKANSAS *	7-0	W
5/20	ARKANSAS *	5-1	W
5/21	ARKANSAS *	9-4	W

## SEC Tournament (Hoover, Ala.)

5/25	vs. Alabama	4-1	W
5/26	vs. LSU	2-6	L
5/27	vs. Florida	2-12	L

## NCAA Starkville Regional (Starkville, Miss.)

6/3	SOUTHEAST MISSOURI STATE	9-5	W
6/4	#24 CAL STATE FULLERTON	4-1	W
6/5	LOUISIANA TECH	4-0	W

## NCAA Starkville Super Regional (Starkville, Miss.)

6/10	ARIZONA	0-1	L
6/11	ARIZONA	5-6	L

2017 40-27 (17-13 SEC)

Head Coach: Andy Cannizaro

2/17	#14 TEXAS TECH	2-5	L
2/18	WESTERN ILLINOIS	8-2	W
2/19	WESTERN ILLINOIS	10-9 (11)	W
2/19	#14 TEXAS TECH	8-5	W
2/21	MOREHEAD STATE	8-13	L
2/24	INDIANA STATE	11-6	W
2/25	MARIST	12-4	W
2/25	INDIANA STATE	9-1	W
2/26	MARIST	8-9	L
3/3	at Oregon	0-1	L
3/4	at Oregon	5-4	W
3/5	at Oregon	5-6 (11)	L
3/7	#24 LOUISIANA TECH	2-3	L
3/10	SOUTH ALABAMA	2-0	W
3/12	COLUMBIA	5-4	W
3/12	SOUTH ALABAMA	8-6	W
3/13	COLUMBIA	11-8	W
3/14	ARKANSAS-PINE BLUFF	11-8	W
3/17	at Arkansas *	1-3	L
3/18	at Arkansas *	4-5	L
3/19	at Arkansas *	1-6	L

## Played in Pearl, Miss.

3/21	vs. Southern Miss	5-7	L
3/24	TENNESSEE	5-4	W
3/25	TENNESSEE *	14-4	W
3/26	TENNESSEE *	7-4	W
3/28	at Memphis	8-3	W
3/30	at #19 Ole Miss *	4-3	W
3/31	at #19 Ole Miss *	5-3	W
4/1	at #19 Ole Miss *	2-1	W
4/4	FIU	3-8	L
4/5	FIU	9-7 (10)	W
4/7	#8 KENTUCKY *	2-5	L
4/8	#8 KENTUCKY *	10-6	W
4/9	#8 KENTUCKY *	10-6	W
4/11	MISSISSIPPI VALLEY STATE	5-0	W
4/14	at #8 South Carolina *	7-4	W
4/15	at #8 South Carolina *	5-4	W
4/16	at #8 South Carolina *	1-6	L
4/18	at South Alabama	2-5	L
4/20	ALABAMA *	6-5	W
4/21	ALABAMA *	4-3	W
4/21	ALABAMA *	13-12 (13)	W

## Governor's Cup (Pearl, Miss.)

4/25	vs. Ole Miss	4-2	W
4/28	#5 AUBURN *	5-2	W
4/29	#5 AUBURN *	8-17	L
4/29	#5 AUBURN *	3-5	L
5/4	at #15 Texas A&M *	2-9	L
5/5	at #15 Texas A&M *	5-1	W
5/6	at #15 Texas A&M *	4-3	W
5/12	at Georgia *	9-3	W
5/13	at Georgia *	1-4	L
5/14	at Georgia *	1-4	L
5/16	TROY	10-8	W
5/18	#5 LSU *	1-3	L
5/19	#5 LSU *	5-11	L
5/20	#5 LSU *	7-11	L

## SEC Tournament (Hoover, Ala.)

5/24	vs. Georgia	3-0	W
5/25	vs. Arkansas	4-3	W
5/26	vs. Florida	3-12	L
5/26	vs. Arkansas	2-9	L

## NCAA Hattiesburg Regional (Hattiesburg, Miss.)

6/2	vs. South Alabama	3-6	L
6/4	vs. UIC	5-4	W
6/4	vs. South Alabama	7-3	W
6/5	at #10 Southern Miss	8-1	W
6/5	at #10 Southern Miss	8-6	W

## NCAA Baton Rouge Super Regional (Baton Rouge, La.)

6/10	at #2 LSU	3-4	L
6/11	at #2 LSU	4-14	L

2018 39-29 (15-15 SEC)

Interim Head Coach: Gary Henderson

2/16	at #21 Southern Miss	0-11	L
2/17	at #21 Southern Miss	4-7	L
2/18	at #21 Southern Miss	2-5	L
2/21	at Jackson State	12-1	W

## Kleberg Bank College Classic (Corpus Christi, Texas)

2/23	vs. UC Santa Barbara	7-4	W
2/24	vs. Nicholls State	14-4 (12)	W
2/25	at Texas A&M-Corpus Christi	3-6	L
2/28	at McNeese State	3-6	L

## Shriners College Classic (Houston, Texas)

3/2	vs. Louisiana-Lafayette	3-1	W
3/3	vs. Houston	3-2	W
3/4	vs. Sam Houston State	4-1	W
3/6	NEW MEXICO STATE	9-1	W
3/7	NEW MEXICO STATE	6-0	W
3/9	UTAH VALLEY	1-2 (11)	L
3/9	UTAH VALLEY	4-2	W
3/11	UTAH VALLEY	5-3	W

## Played in Biloxi, Miss.

3/14	vs. Southeastern Louisiana	5-11	L
3/16	#14 VANDERBILT *	0-5	L
3/17	#14 VANDERBILT *	1-10	L
3/18	#14 VANDERBILT *	3-4	L
3/20	ALCORN STATE	17-1	W
3/21	TEXAS SOUTHERN	11-6	W
3/23	at Missouri *	1-4	L
3/24	at Missouri *	3-1 (15)	W
3/25	at Missouri *	4-5 (11)	L
3/27	at Nicholls State	4-7	L
3/29	at #21 LSU *	1-10	L
3/30	at #21 LSU *	4-1	W
3/31	at #21 LSU *	0-4	L
4/4	SOUTHERN	5-0	W
4/7	#3 OLE MISS *	13-3	W
4/7	#3 OLE MISS *	1-6	L
4/8	#3 OLE MISS *	7-5 (11)	W
4/11	at Alabama State	15-4	W
4/13	at #23 Auburn *	1-2	L
4/14	at #23 Auburn *	7-2	W
4/15	at #23 Auburn *	5-7	L
4/18	at Memphis	1-6	L
4/20	#4 ARKANSAS *	6-5	W
4/21	#4 ARKANSAS *	5-3	W
4/21	#4 ARKANSAS *	7-5	W

## Governor's Cup (Pearl, Miss.)

4/24	vs. #5 Ole Miss	7-6	W
4/27	TEXAS A&M *	3-6	L
4/28	TEXAS A&M *	11-6	W
4/29	TEXAS A&M *	4-7	L
5/4	at Alabama *	14-12 (10)	W
5/5	at Alabama *	3-4 (10)	L
5/6	at Alabama *	6-4	W
5/9	at Troy	9-8 (10)	W
5/11	at #21 Kentucky *	6-9	L
5/12	at #21 Kentucky *	1-4	L
5/13	at #21 Kentucky *	18-8	W
5/17	#1 FLORIDA *	6-3	W
5/18	#1 FLORIDA *	12-4	W
5/19	#1 FLORIDA *	13-6	W

## SEC Tournament (Hoover, Ala.)

5/22	vs. LSU	5-8	L
------	---------	-----	---

## NCAA Tallahassee Regional (Tallahassee, Fla.)

6/1	vs. Oklahoma	10-20	L
6/2	at #5 Florida State	3-2	W
6/3	vs. Samford	9-8	W
6/3	vs. Oklahoma	13-5	W
6/4	vs. Oklahoma	8-1	W

## NCAA Nashville Super Regional (Nashville, Tenn.)

6/8	at Vanderbilt	10-8	W
6/9	at Vanderbilt	3-4	L
6/10	at Vanderbilt	10-6 (11)	W

## College World Series (Omaha, Neb.)

6/16	vs. Washington	1-0	W
6/19	vs. #6 North Carolina	12-2	W
6/22	vs. #2 Oregon State	2-12	L
6/23	vs. #2 Oregon State	2-5	L



## ALL-TIME RESULTS

**2019** **52-15 (20-10 SEC)**

*Head Coach: Chris Lemonis*

2/15	YOUNGSTOWN STATE	14-3	W
2/16	YOUNGSTOWN STATE	14-2	W
2/16	YOUNGSTOWN STATE	8-0	W
2/20	UAB	3-2	W
2/22	#21 SOUTHERN MISS	0-1	L
2/23	#21 SOUTHERN MISS	8-1	W
2/24	#21 SOUTHERN MISS	4-3	W
2/26	JACKSON STATE	17-4	W
2/27	SOUTHEASTERN LOUISIANA	12-0	W

### **Frisco Classic (Frisco, Texas)**

3/1	vs. Sam Houston State	5-4	W
3/2	vs. #8 Texas Tech	4-2	W
3/5	EAST CAROLINA	4-1	W
3/6	ARKANSAS-PINE BLUFF	14-1	W
3/8	MAINE	9-2	W
3/8	MAINE	5-1	W
3/10	MAINE	9-8	W
3/13	GRAMBLING	18-1	W
3/15	at #4 Florida *	6-5	W
3/16	at #4 Florida *	10-5	W
3/16	at #4 Florida *	2-4	L
3/19	ARKANSAS-LITTLE ROCK	15-4	W
3/20	at Samford	6-4	W
3/22	#16 AUBURN *	5-6	L
3/23	#16 AUBURN *	15-2	W
3/24	#16 AUBURN *	20-15	W
3/26	MISSISSIPPI VALLEY STATE	18-5	W
3/28	#17 LSU *	6-5	W
3/29	#17 LSU *	5-10	L
3/30	#17 LSU *	2-11	L
4/3	ULM	21-8	W
4/5	at Tennessee *	6-3	W
4/6	at Tennessee *	1-2	L
4/7	at Tennessee *	7-5	W
4/10	SOUTH ALABAMA	7-5	W
4/12	ALABAMA *	6-0	W
4/13	ALABAMA *	9-1	W
4/14	ALABAMA *	13-3	W
4/16	TEXAS SOUTHERN	5-1	W
4/18	at #10 Arkansas *	3-5	L
4/19	at #10 Arkansas *	5-12	L
4/20	at #10 Arkansas *	2-10	L

### **Governor's Cup (Pearl, Miss.)**

4/23	vs. #23 Ole Miss	8-7	W
4/26	#3 GEORGIA *	19-3	W
4/27	#3 GEORGIA *	9-3	W
4/28	#3 GEORGIA *	6-5	W
5/3	at #15 Texas A&M *	4-0	W
5/4	at #15 Texas A&M *	0-1	L
5/4	at #15 Texas A&M *	4-3	W
5/8	MEMPHIS	10-9	W
5/10	at #11 Ole Miss *	2-0	W
5/11	at #11 Ole Miss *	8-5	W
5/12	at #11 Ole Miss *	11-5	W
5/14	LOUISIANA TECH	7-3	W
5/16	SOUTH CAROLINA *	24-7	W
5/17	SOUTH CAROLINA *	11-2	W
5/18	SOUTH CAROLINA *	8-10	L

### **SEC Tournament (Hoover, Ala.)**

5/22	vs. #16 LSU	6-5	W
5/23	vs. #2 Vanderbilt	0-1	L
5/24	vs. #16 LSU	2-12	L

### **NCAA Starkville Regional (Starkville, Miss.)**

5/31	SOUTHERN	11-6	W
6/1	CENTRAL MICHIGAN	7-2	W
6/2	#19 MIAMI (Fla.)	5-2	W

### **NCAA Starkville Super Regional (Starkville, Miss.)**

6/8	#3 STANFORD	6-2	W
6/9	#3 STANFORD	8-1	W

### **NCAA College World Series (Omaha, Neb.)**

6/16	vs. Auburn	5-4	W
6/19	vs. #2 Vanderbilt	3-6	L
6/20	vs. #11 Louisville	3-4	L



## DIAMOND DAWG TIME LINE

1885	
May 2	Mississippi A&M, behind team captain W.J. (Bill) Jennings, defeats Durant 7-2 in the first baseball game in MSU history. Jennings, who holds the distinction of being credited as the first man in Southern college baseball who could throw a curve ball, baffles batters from all over the South in claiming A&M's first 12 wins. His composite four-year record, during which time he pitched every game for the Maroons, is a sparkling 12-1.
1893	
October 12	A&M defeats Ole Miss, 6-3, in its first intercollegiate baseball game, which begins the longest baseball rivalry for both schools.
1909	
April 11	Willie Mitchell hurls the first perfect game in Mississippi A&M history by striking out 26 LSU batters and helping the Maroons slip past the Tigers 1-0 in the second game of a doubleheader in Baton Rouge, Louisiana. Mitchell finishes with a 6-1 worksheet and dazzles his opponents by striking out 97 batters in 56 1/3 innings. Of his six victories, Mitchell throws one no-hitter, two one-hitters, two two-hitters and one six-hitter.
1918	
April 5-6	Maroon hurlers R.H. Pepper and J.T. Peatross shut down Mississippi College by tossing back-to-back no-hitters. Pepper opens the two game series by allowing the Choctaws only four walks in a 5-0 A&M win. Pepper's shining accomplishment is overshadowed the following day as Peatross pitches only the second perfect game in MSU history, downing Mississippi College, 1-0.
1920	
April 5	Legendary Dudy Noble Field namesake Clarke Randolph "Dudy" Noble coaches his first game at his alma mater, a 5-3 loss to the University of Illinois. Noble will go on to coach at MSU for 26 years, during which time he compiles a 267-201-9 record and wins three Southern Intercollegiate Athletic Association championships.
1924	
May 13	Two baseball rarities occur in the same game during a campus contest against Ole Miss. Not only does A&M retire the Rebels on three straight pitches in one inning, but shortstop C.S. "Buddy" Myer gives the Maroons a much-needed boost by cranking out a grand slam to lead his team to a 6-4 victory. Myer's shot is believed to be the first grand slam in the history of MSU. Myer would go on to play 17 years in Major League Baseball with Washington and Boston, hitting for a career average of .303.
1947	
April 18	LSU outfielder Joe Bill Adcock launches a shot an estimated 500 feet into the MSU swimming pool at the "old" Dudy Noble Field. Adcock would play only one season at LSU before playing 16 years in the major leagues, but his tremendous blow is still talked about by long-time Bulldog baseball fans.
1948	
May 31	R.P. "Doc" Patty guides the Bulldogs to their first Southeastern Conference championship in his initial season as head coach. MSU defeats Auburn in the championship playoff, three games to none, thanks to the efforts of All-SEC outfielder Johnny Grace, who led the Bulldogs with a .375 batting average.
1949	
June	Mississippi State College wins its second consecutive SEC title by downing Kentucky three games to one in the title series. All-conference infielder Alex Grammas and brother Pete Grammas were crowd favorites in helping lead the Bulldogs to a 19-6 overall record. Alex would go on to play 10 seasons in Major League Baseball with the St. Louis Cardinals, Cincinnati Reds and Chicago Cubs, before coaching for the Detroit Tigers.
1965	
May 9	Outfielder Del Unser belts three round-trippers and picks up a double to set a then-single-game team record for total bases with 14. Unser spreads his blasts around, sending a shot to all three fields, as the Bulldogs fall to Ole Miss, 10-7. The power outburst gives Unser seven homers, all coming in the last six regular-season games.
May 22	Behind conference hits leader Mike Burns, the Bulldogs top Auburn in the SEC Championship Series, winning two out of three games. After falling to the Tigers in the series opener, MSU battles back with the strong pitching of Ken Tatum, who leads the Bulldogs to 10-1 and 10-2 victories to claim the conference crown. The title marked the first of four won under the guidance of coaching-great Paul Gregory.
1966	
April 2	Pitcher James Carroll hurls 14 innings of four-hit baseball as he out-duels Alabama's Kenny Stabler, 2-1. All-American outfielder Del Unser scores the winning run with two outs in the bottom of the 14th.
May 14	Right-hander Ken Tatum starts on only two days rest and shuts down the Tennessee Volunteers, 9-3, giving the Bulldogs their second-consecutive SEC championship. The game marked MSU's final appearance at Redbird Park in Columbus, which for two seasons served as the home for of MSU Baseball while the "new" Dudy Noble Field is being built.

1970	
May 5	Sophomore left-hander Gene Henderson stymies Arkansas in the nightcap with a no-hit performance that gives the Bulldogs, ranked fifth nationally, a doubleheader sweep versus the Razorbacks, 6-0 and 1-0. Henderson, along with conference ERA-leader Dennis Hall (0.63) and wins-leader Brantley Jones (9-0), carries MSU to its fifth SEC title. State drops the first game of the best-of-three championship series against Tennessee but rebounds to claim the final two contests, 4-3 and 1-0, at Dudy Noble Field.
1971	
May 14	All-American third baseman Phil Still and All-SEC pitcher Mike Proffitt help lead the Bulldogs to 5-1 and 3-1 victories against Vanderbilt for their second-consecutive SEC title on the way to a 32-12 record and the school's first appearance in the College World Series. After defeating the Commodores in two straight games for the SEC crown, State downs Georgia Tech, 5-2, in the NCAA District III championship game in Gastonia, North Carolina, earn its spot in Omaha.
1972	
April 14	Dudy Noble Field hosts its first night game thanks to a new lighting system. MSU alumnus E.B. "Dutch" McCool, a former teammate of coach Paul Gregory, donates the lights to his alma mater, allowing the Bulldogs to play games at night when it is more convenient for fans to attend. McCool was one of the original founders of Holiday Inn.
1976	
March 8	Legendary Mississippi State head coach Ron Polk wins his first career game as the Bulldog skipper, 4-0, versus Louisiana Tech. MSU finishes the season 28-17, which begins a streak of 32 consecutive winning seasons.
1977	
March 19	Junior outfielder Nat "Buck" Showalter begins the season with a modest six-game hitting streak in which he hits .700 (14-for-20) on his way to posting the MSU single-season record for batting average. Showalter, who later becomes one of only 22 Major League Baseball skippers to manage 3,000 games, hits an SEC-leading .459 as he garners numerous All-America honors.
1979	
May 14	Down 11-9 with one out in the bottom of the eighth, designated hitter Rick Dixon launches a slider nearly 400 feet over the left-center field fence for a three-run homer in the SEC Tournament final. The win gives fourth-year head coach Ron Polk his first conference title in the first SEC Tournament held at Dudy Noble Field.
May 27	After falling to nationally-ranked New Orleans in the opening game, the Bulldogs successfully sweep through the loser's bracket to claim the NCAA South Regional. An 8-6 win versus Murray State in the championship game of the first NCAA Regional at Dudy Noble Field lifted MSU to its second appearance at the College World Series.
1981	
March 15	Junior first baseman Bruce Castoria sets a then-school-record and ties the SEC mark by driving in 10 runs against UNLV in Las Vegas. Castoria, who would set another school record by cranking four grand slams on the year, hits his second of the season against the Rebels, along with a three-run shot, an RBI single and two walks with the bases loaded to account for his 10 RBIs.
May 24	State jumps out on an early six-run lead and holds off a late rally by East Tennessee State to win the NCAA Atlantic Regional in Clemson, South Carolina, 6-5. The Dawgs would go on to finish fifth nationally at the College World Series.
1983	
February 25	Freshman Rafael Palmeiro slaps the first pitch he sees as a collegian over the right field fence for a three-run homer on Opening Day against Mississippi College. Palmeiro, who would later pile up 3,020 hits and 569 home runs in a remarkable 20-year pro career, proceeds to hit safely in his first 20 games en route to a team-high and SEC-best .406 average.
April 2	Future major league slugger Will Clark hits his first collegiate home run, an eighth-inning grand slam to straight-away center field, to help lead MSU to a 27-10 pounding versus rival Ole Miss. The following day, Clark comes in late as a pinch runner and scores the winning run in a 7-6 come-from-behind victory against the Rebels.
1985	
May 12	Behind strong pitching and excellent defense, the Bulldogs overpower the field in three games to win the SEC Tournament at LSU's Alex Box Stadium, clinching the title with an 8-3 win versus Georgia.
May 27	MSU tops Michigan, 19-8, in the championship game of the NCAA South I Regional to earn its third trip to the College World Series under Ron Polk. Right fielder/relief pitcher Bobby Thigpen, who a year before hit a grand slam in his first career at-bat at Dudy Noble Field, shines in his home finale by cranking another bases-loaded blast. Regional MVP Jeff Brantley is among seven Bulldogs named to the 11-player all-tournament team.
October 23	The United States Baseball Federation names Mississippi State All-American Will Clark the recipient of the Golden Spikes Award, amateur baseball's most prestigious honor. Clark had been the second player taken overall during baseball's June draft by the San Francisco Giants.



## DIAMOND DAWG TIME LINE

1987	
March 1	The "new" Dudy Noble Field re-opens its gates to 4,040 fans who brave the chilly weather and experience what is considered by many to be the nicest baseball stadium in all of college baseball. The \$3.5 million showcase consists of 3,700 chairback seats, two 1,500-seat bleachers down each line and the spacious Joe Phillips Press Box. MSU doesn't disappoint the home crowd, downing Birmingham-Southern 4-1.
May 14	Freshman center fielder Jody Hurst blasts two homers and Mississippi State scores four runs in the bottom of the ninth to lead the sixth-seeded Bulldogs against top-seeded Georgia, 6-5, in the opening-round of the SEC Tournament in Athens, Georgia. MSU swept three games from Alabama in the final regular season series to qualify for the tournament and won four straight SEC Tournament games to claim the championship and earn a spot in the NCAA Mid-east Regional.
1988	
April 16	Mississippi State shatters its own NCAA on-campus attendance record (10,619) as 14,378 Bulldog faithful jam Dudy Noble Field for MSU's doubleheader split with LSU. The following evening, State plays its fifth regular season game ever on ESPN, besting the Tigers, 1-0, on the strength of current MSU Athletic Director John Cohen's fifth-inning solo shot to center field.
1989	
April 22	Mississippi State once again sets the NCAA on-campus attendance record when a crowd of 14,991 witness the Bulldogs' doubleheader sweep of Florida. Junior second baseman Burke Masters caps the evening off in fine fashion by drilling a solo shot into the famous Left Field Lounge™ during the Bulldogs' final at-bat to lift MSU over the Gators, 5-4.
April 30	Ron Polk's Bulldogs claim their third SEC championship in five years and the 10th in school history by winning a 28-16 slugfest at Kentucky, setting the single-game team record for most hits (30) and tying the record for most home runs (6). Junior outfielder Tracy Echols ties an SEC record by recording six hits in the contest.
May 25-28	Dudy Noble Field hosts its fifth NCAA Regional in six years. The 1989 South Regional draws a then-NCAA-record 56,906 fans during the 11-game event, an average of 5,173 per game.
1990	
May 28	Jon Shave drives in Tommy Raffo with two outs in the top of the eighth to cap a three-run rally and give State a 4-3 win over Florida State in the championship game of the NCAA South II Regional in Starkville. With the win, MSU earns its fifth trip to the College World Series. Five Bulldogs were named to the all-tournament team, including MVP Burke Masters, whose dramatic ninth-inning grand slam against Florida State had earlier provided MSU with an 11-8 victory and force a decisive game in the regional.
1992	
May 21	Left-hander B.J. Wallace strikes out 19 Nicholls State batters in 10 innings of work at the NCAA Mid-east Regional in Starkville, setting a then-single-season record with 145 strikeouts. A month later, Montreal made Wallace the No. 3 overall pick in the 1992 MLB Draft.
1993	
May 8	State plays its 1,000th Southeastern Conference game, defeating in-state rival Ole Miss, 10-2, in the first game of a doubleheader in Oxford.
1994	
October	Mississippi State's 10-man recruiting class is ranked the nation's best by Collegiate Baseball Newspaper, the highest national ranking for a class of MSU baseball newcomers.
1995	
January 7	Mississippi State head coach Ron Polk is inducted into the American Baseball Coaches Association Hall of Fame. Polk joins 160 other all-time amateur baseball coaching greats enshrined in the ABCA Hall of Fame, including MSU coaches C.R. "Dudy" Noble (1967) and Paul Gregory (1977).
1996	
May 23-25	State returns to the NCAA postseason after a two-year absence, traveling to Palo Alto, California, to compete in the NCAA West Regional. Sophomore Eric DuBose, who fanned 174 batters in 1996 to establish the then-single-season strikeout mark, went the distance in MSU's 6-2 win against UC Santa Barbara.
1997	
February 27	With MSU's 11-4 win versus Delta State at Dudy Noble Field, coach Ron Polk becomes the 16th college coach to reach 1,000 career wins.
April 19	In ceremonies prior to the Mississippi State-Alabama game, MSU's baseball facility is renamed Dudy Noble Field, Polk-DeMent Stadium in honor of head coach Ron Polk and a longtime MSU baseball fan from Indianola, Mississippi, the late Gordon DeMent. In the game, MSU downs the eventual NCAA runners-up in an 11-10 thriller.
June 5	After hosting and winning the NCAA Mid-east Regional and finishing tied for fifth at the College World Series in Omaha, Nebraska, MSU announces the retirement of head baseball coach Ron Polk and introduces Pat McMahon as the school's 14th head baseball coach. Polk, remaining on staff with the MSU administration in fund raising, announced August 18 the beginning of a drive to expand seating by more than 1,000 at MSU's home stadium, including the addition of 18 Diamond Suites.

1998	
February 17	Mississippi State launches the coaching era of Pat McMahon at Dudy Noble Field with the Diamond Dawgs' season opener against South Alabama. The Jaguars emerge with a closely-contested win, 14-13, in a 12-inning marathon that lasted four hours and 30 minutes.
April 22-May 10	State wins eight of its last 11 SEC games, qualifying for the SEC Tournament on the final weekend and ultimately earning an at-large berth in the NCAA postseason.
May 24	The Bulldogs complete a remarkable late-season surge, downing host Texas A&M, 11-5, in the title game of the NCAA Central Regional in College Station to earn the school's first repeat appearance at the College World Series. State claims one-run wins versus Washington, Rice and Texas A&M to reach the regional finals.
June	Once MSU is sent to Texas for NCAA postseason play, construction gets underway on the Diamond Suites/stadium expansion project at Dudy Noble Field.
2000	
May 28	Ty Martin launches a dramatic solo home run in the bottom of the ninth to give MSU a 10-9 win against Notre Dame in the championship game of the NCAA Starkville Regional. The tournament attendance (47,365) sets an NCAA four-team regional record while the seven-game average (6,766) was the largest for an NCAA Regional at the time. Earlier MSU set a school record by selling 4,555 season tickets at expanded Dudy Noble Field.
2001	
March 13	MSU stages a two-run rally with two outs in the ninth to post a 6-5 win at New Orleans and become the 18th NCAA baseball program to reach the 2,000-win milestone. For the second-consecutive year MSU fans break the school season ticket sales record by purchasing 4,585 season tickets.
May 20	Freshman Paul Mahoml and sophomore Chris Young limit defending NCAA champ LSU to one run as the Bulldogs top the Tigers, 4-1, in the championship game of the 2001 SEC Tournament in Hoover, Alabama. It is the second tournament win in relief for Young, who earns tournament MVP honors.
June 19	Ron Polk, the winningest coach in SEC history, is named head baseball coach at Mississippi State, replacing four-year MSU skipper Pat McMahon, who resigned to become head baseball coach at Florida. Polk's return capped his two-year term at Georgia, where he became the second coach in NCAA history to guide three different programs to the College World Series (Georgia Southern, Georgia, Mississippi State).
2005	
May 29	Mississippi State defeats instate rival Ole Miss, 4-1, to complete a four-game tournament sweep and capture the SEC Tournament title at the Hoover Met. It is MSU's sixth SEC Tournament championship and vaults State on to its ninth NCAA Regional appearance in the past 10 seasons.
2007	
June 3	With a single in MSU's regional-clinching 9-4 win at Florida State, senior second baseman/outfielder Jeffrey Rea breaks the MSU record for career hits, a record that stood until 2019.
June 8-9	After winning the NCAA Tallahassee Regional in three games, Mississippi State hosted its first NCAA Super Regional, knocking off Clemson 8-6 and 8-5 to earn the school's eighth berth in the College World Series. An NCAA Super Regional-record 26,335 jammed Dudy Noble Field for the two 11:30 a.m. nationally televised games.
June 27	In Wichita, Kansas, junior catcher Edward Easley is named the recipient of the Johnny Bench Award as college baseball's best catcher. A supplemental first-round draft pick of the Arizona Diamondbacks, Easley earlier claimed college baseball's top honor in Mississippi, the Ferris Trophy.
2008	
March 27	Head coach Ron Polk announces that the 2008 season, his 29th at Mississippi State and his 35th in collegiate baseball, would be his final season as head coach of the Diamond Dawgs. The Bulldogs end the year with a 23-33 mark, the only sub-.500 season of his coaching career, and Polk concludes his career with 1,373 wins, then the seventh most in NCAA baseball history.
June 7	Former State standout John Cohen is introduced by then-MSU Director of Athletics Greg Byrne as MSU's 16th head baseball coach. Cohen, with previous coaching stints at Missouri, Northwestern State, Florida and Kentucky, was an All-SEC outfielder at State, helping the Bulldogs set the school-record for wins (54) en route to the 1989 SEC championship.
2009	
July 3	Former MSU head coach Ron Polk and outfielder Rafael Palmeiro are among 10 inductees in the fourth class of the College Baseball Hall of Fame in Lubbock, Texas. Along with Will Clark (2006), Mississippi State has three members enshrined in the hall of fame.
2010	
June 18	Former MSU and MLB great Will Clark leads the national fan balloting for the College World Series Legends Team, honoring the sport's all-time greats that competed in the 60 events held at Rosenblatt Stadium.





## DIAMOND DAWG TIME LINE

2011	
June 12	Nick Vickerson swats a dramatic two-run walk-off home run against No. 1 national seed Florida to send the Bulldogs to the title game of the NCAA Gainesville Super Regional. State, which earlier won the NCAA Atlanta Regional with a 3-0 mark, builds a 6-4 seventh-inning lead in the title game before bowing to the eventual national finalists.
2012	
May 27	SEC Pitcher of the Year Chris Stratton picks up his first career save to close out a 3-0 shutout of Vanderbilt as State claims its seventh SEC Tournament crown and the school's 32nd NCAA postseason appearance. Shortstop Adam Frazier goes 12-for-23 (.522) in the six-game stretch to earn MVP honors and joins Jonathan Holder and Demarcus Henderson on the all-tournament team. Stratton, the winner of the Ferriss Trophy, later becomes the 11th MSU player taken in the first round of the MLB Draft.
2013	
Feb. 16	Demarcus Henderson delivers a clutch RBI single in the sixth inning and All-American closer Jonathan Holder tosses 1 2/3 innings of shutout relief as Mississippi State defeats Portland, 2-1, for MSU's 1,000th win at the current site of Dudy Noble Field, MSU's on-campus baseball home since 1967.
May 16	A total of 9,341 fans attend MSU's game vs. No. 2 LSU at Dudy Noble Field, pushing the "Carnegie Hall of College Baseball" past the five million attendance mark.
June 9	The Bulldogs hold on for a dramatic 6-5 win in game two of the NCAA Charlottesville Super Regional, clinching its ninth trip to the College World Series. With the win, MSU becomes the fifth program in NCAA history and the only SEC team ever to make it to the College World Series in five-straight decades. On the same weekend, MSU All-American Hunter Renfroe becomes the 12th player in school history to be taken in the first round of the MLB Draft.
June 25	The Maroon and White advance to the College World Series Championship Series for the first time ever as Omaha turns into "Dudy Noble North." John Cohen's squad battles UCLA in front of the largest single-game crowd in the history of TD Ameritrade Park (27,127) and the seventh-highest attended game in CWS history. The Bulldogs fall short against the Bruins in two games, but finish at 51-20 overall and post the best finish in school history (NCAA finalist).
2014	
April 12	Mississippi State break its own NCAA on-campus attendance record as 15,586 Bulldog fans attend a 6-5 victory against in-state rival Ole Miss. Trailing 5-2 in the bottom of the 10th, SEC All-Freshman team catcher Gavin Collins rips an RBI walkoff single to cap a monster four-run 10th inning. A total of 39,181 fans attend the three-game series April 11-13, marking a new NCAA on-campus attendance record for a three-game series.
2016	
May 21	Mississippi State clinches its 11th SEC championship in program history and the first regular season conference title since 1989 by defeating Arkansas, 9-4, in front of 8,421 fans at Dudy Noble Field.
May 23	Jake Mangum becomes the first freshman to win the Ferriss Trophy, awarded annually to the top college baseball player in Mississippi. He also becomes the first Bulldog to take SEC Freshman of the Year honors. To add to that, Mangum is named to the All-SEC first team, making him the first MSU freshman since Rafael Palmeiro (1983) to do so.
May 30	MSU is awarded a national seed in the NCAA Tournament for the first time ever, being awarded the No. 6 national seed and hosting its 13th NCAA Regional.
June 29	Mangum is officially named the SEC batting champion, becoming the first freshman in school history to do so. He is the first to capture the title since Brett Pirtle in 2014.
2017	
May 22	After posting one of the most impressive regular seasons in the history of Southeastern Conference baseball, Brent Rooker becomes the first Diamond Dawg to be named SEC Player of the Year, also earning a spot on the All-SEC first team.
June 5	Having dropped the opening game of the NCAA Hattiesburg Regional, State rallies to win four straight games in a two-day span to become the 22nd team in the history of the current 64-team NCAA Tournament format (since 1999) to win a regional after dropping its opening game.
June 6	Once it is determined that MSU will not host the NCAA Regional or Super Regional rounds, the demolition of Dudy Noble Field begins and construction on the \$68 million rebuild of Dudy Noble Field begins.
June 28	The first Southeastern Conference player to ever surpass 20 home runs, 30 doubles and 75 RBIs in a single season, Rooker claims the SEC triple crown by leading the league in batting average (.387), home runs (23) and RBIs (82). Rooker becomes just the second player ever to accomplish the feat, joining fellow Diamond Dawg Rafael Palmeiro (1984). He also finished with a school-record 30 doubles and is the first Division I student-athlete to record 20 home runs, 30 doubles and 75 RBIs in a single season since Clemson's Khalil Green in 2002.

2018	
April 7	Under the guide of interim head coach Gary Henderson, the Bulldogs return to the half-built Dudy Noble Field to host rival and third-ranked Ole Miss after losing their first three SEC series. Sitting at 15-15 overall, State captures a walk-off victory in the rubber game of the matchup for its first SEC series win of the season.
May 19	In the last game of the regular season, the Diamond Dawgs defeat No. 1-ranked Florida, 13-6, to complete the series sweep and earn a spot in the SEC Tournament. MSU finishes the regular season 15-15 in SEC play.
June 4	Mississippi State becomes the first program in the history of the current 64-team NCAA Tournament format to win a regional after losing its opening game in back-to-back seasons. Following a 20-10 defeat to Oklahoma in their first game, the Diamond Dawgs rally to win four-straight games, including a dramatic walk-off win against host Florida State and consecutive victories against Oklahoma, and clinch the regional title. Five Bulldogs earn all-regional honors and junior Elijah MacNamee is named the regional's Most Valuable Player after his three-run walk-off home run against the Seminoles kept MSU alive.
June 8	MacNamee delivers a walk-off blast for the second time during State's postseason run to lift MSU to a 10-8 victory at Vanderbilt in the opening game of the Nashville Super Regional. Two days later, the Bulldogs outlast the Commodores in an 11-inning battle in the series finale to punch their ticket to the College World Series for the 10th time in program history.
June 16-23	The Bulldogs win their first two games in Omaha to advance to the semifinals before dropping two games to eventual national champion Oregon State. Luke Alexander caps a tense opener with a walk-off RBI single to beat Washington, 1-0, and Jordan Westburg ties a College World Series record with seven RBIs in a 12-1 win over North Carolina. Second baseman Hunter Stovall is named to the College World Series all-tournament team.
2019	
Feb. 15	Mississippi State welcomes the season with the grand opening of the sparkling \$68-million upgrade to Dudy Noble Field. Securing its place as the best collegiate ballpark in the nation, the "New Dude" features renovated grandstand, upgraded media and suite areas, Left Field Lounge™ rigs, a laundry list of team amenities, along with the unmatched Left Field Lofts overlooking the ballpark. The Diamond Dawgs open the new Dudy Noble Field, and the Chris Lemonis era, with a win, defeating Youngstown State, 14-3.
Feb. 16	Five former Diamond Dawg players and coaches are inducted into the inaugural class of the Ron Polk Ring of Honor located in Adkerson Plaza, down the right field line at Dudy Noble Field. Jeff Brantley, Will Clark, David "Boo" Ferriss, C.R. "Dudy" Noble and Rafael Palmeiro are the first Bulldog greats to receive the honor.
April 27	Senior Jake Mangum ties, and later breaks the SEC career hits record in a series-clinching win over Georgia. In the bottom of the second inning, Mangum drops a single down the right-field line for his 353rd base-hit, passing the LSU's Eddy Furniss, who collected 352 hits from 1995-98.
May 22	Mississippi State grinds out a 6-5 walk-off victory over LSU in its SEC Tournament opener, a game that ends at 3:03 a.m. and lasts a total of six hours and 43 minutes to become the longest game - by time - in tournament history.
June 9	State defeats Stanford, 8-1, in game two of the Starkville Super Regional to clinch its 11th trip to the College World Series, marking MSU's first back-to-back Omaha berths since the 1997-98 seasons. Fan favorites Mangum and Elijah MacNamee each have hits in their final at-bats at Dudy Noble Field, and MacNamee's emotional three-run home run sends the crowd of 11,597 into a frenzy. Graduate student Cole Gordon caps his career at The Dude with a 1-2-3 ninth inning to secure the victory.
June 16-20	The Diamond Dawgs score four runs in the ninth inning to walk-off their opening game of the College World Series, defeating Auburn, 5-4. Senior Marshall Gilbert delivers the final blow with a walk-off single after an errant throw by the Auburn third-baseman scored the game-tying run with two outs. With eight strikeouts in the game, National Pitcher of the Year Ethan Small sets the MSU single-season strikeout record with 175 on the season.

Four days later, Mangum secures the MSU single-season hits record with a base hit against Louisville, the 108th of his All-America season. The Bulldogs fall to the Cardinals in a heartbreaker, finishing the season 52-15 for the second-most wins in MSU history, while also making Chris Lemonis the winningest first-year head coach in SEC history.



## SEC POSTSEASON

### PLAYOFF FORMAT

1948		3-0 (1st)
AUBURN	W	6-2
AUBURN	W	8-5
at Auburn	W	4-3
1949		3-1 (1st)
KENTUCKY	W	6-3
KENTUCKY	W	9-2
at Kentucky	L	2-3
at Kentucky	W	7-5
1953		0-2 (2nd)
GEORGIA	L	1-3
GEORGIA	L	0-1
1962		1-2 (2nd)
at Florida	L	3-8
FLORIDA	W	3-2
FLORIDA	L	7-8
1965		2-1 (1st)
AUBURN	W	10-1
at Auburn	L	2-3
at Auburn	W	2-1
1966		2-0 (1st)
at Tennessee	W	7-4
TENNESSEE	W	9-3
1970		2-1 (1st)
at Tennessee	L	4-8
TENNESSEE	W	4-3
TENNESSEE	W	1-0
1971		2-0 (1st)
VANDERBILT	W	5-1
at Vanderbilt	W	3-1

### FOUR-TEAM FORMAT

1977		Oxford, Miss.	1-2 (3rd)
vs. Florida	L		1-3
vs. Vanderbilt	W		15-2
at Ole Miss	L		3-11
1978		Gainesville, Fla.	3-2 (2nd)
at Florida	W		8-3
vs. Auburn	L		7-10
vs. Georgia	W		9-3
vs. Auburn	W		3-2
vs. Auburn	L		5-8
1979		Starkville, Miss.	3-0 (1st)
KENTUCKY	W		6-5
LSU	W		12-5
FLORIDA	W		12-11
1981		Starkville, Miss.	1-2 (3rd)
KENTUCKY	W		3-2
FLORIDA	L		3-8
KENTUCKY	L		2-3
1983		Starkville, Miss.	2-2 (2nd)
TENNESSEE	L		11-20
FLORIDA	W		5-3
TENNESSEE	W		9-4
ALABAMA	L		9-10
1984		Gainesville, Fla.	1-2 (3rd)
vs. Tennessee	L		11-13
vs. Alabama	W		8-4
vs. Tennessee	L		3-8
1985		Baton Rouge, La.	3-0 (1st)
vs. Florida	W		8-3
vs. Georgia	W		2-0
vs. Georgia	W		8-3

### SIX-TEAM FORMAT

1987		Athens, Ga.	4-0 (1st)
at Georgia	W		6-5
vs. Florida	W		5-4
vs. Auburn	W		4-3
vs. LSU	W		13-3
1988		Starkville, Miss.	3-2 (2nd)
AUBURN	W		10-7
KENTUCKY	W		6-5
GEORGIA	W		4-2
FLORIDA	L		1-3
FLORIDA	L		3-5
1989		Gainesville, Fla.	1-2 (T-4th)
vs. Auburn	L		3-5
vs. Alabama	W		11-10
vs. Georgia	L		6-15
1990		Hoover, Ala.	4-1 (T-1st)
vs. Auburn	W		16-2
vs. LSU	L		8-17
vs. Florida	W		8-2
vs. Vanderbilt	W		17-9
vs. LSU	W		3-1
1991		Baton Rouge, La.	2-2 (3rd)
vs. Alabama	W		15-10
at LSU	L		2-8
vs. Auburn	W		1-0
at LSU	L		4-9

### EIGHT-TEAM FORMAT

1992		New Orleans, La.	1-2 (5th)
vs. Georgia	L		4-6
vs. Auburn	W		4-1
vs. Georgia	L		3-6

### SIX-TEAM FORMAT

1993		Baton Rouge, La.	3-2 (2nd)
vs. Arkansas	L		2-5
at LSU	W		5-3
vs. Ole Miss	W		3-2
vs. Auburn	W		13-10
at LSU	L		3-7
1994		Oxford, Miss.	2-2 (3rd)
at Ole Miss	W		4-1
vs. Auburn	L		1-2
at Ole Miss	W		10-2
vs. Auburn	L		5-9
1995		Starkville, Miss.	1-2 (5th)
AUBURN	W		1-0
LSU	L		6-14
ALABAMA	L		3-6

### EIGHT-TEAM FORMAT

1996		Hoover, Ala.	1-2 (5th)
vs. Vanderbilt	W		8-5
vs. Florida	L		5-6 (10)
vs. Kentucky	L		1-4
1997		Columbus, Ga.	1-2 (5th)
vs. South Carolina	W		12-9
vs. Alabama	L		3-16
vs. Auburn	L		4-5
1998		Hoover, Ala.	2-2 (4th)
vs. South Carolina	W		9-8
vs. Arkansas	L		3-10
vs. LSU	W		7-5
vs. Arkansas	L		3-7
1999		Hoover, Ala.	2-2 (4th)
vs. South Carolina	W		7-5 (10)
vs. Alabama	L		3-4
vs. Ole Miss	W		2-0
vs. Alabama	L		11-12

## POSTSEASON HISTORY

2000		Hoover, Ala.	0-2 (T-7th)
vs. Alabama	L		3-9
vs. Georgia	L		0-5
2001		Hoover, Ala.	4-1 (1st)
vs. South Carolina	W		2-1
vs. Georgia	W		8-4
vs. South Carolina	L		6-7
vs. South Carolina	W		1-0
vs. LSU	W		4-1
2002		Hoover, Ala.	1-2 (5th)
vs. Alabama	L		2-12
vs. Georgia	W		10-3
vs. Florida	L		0-5
2003		Hoover, Ala.	2-2 (4th)
vs. Ole Miss	W		5-4 (12)
vs. LSU	L		2-7
vs. Ole Miss	W		4-1
vs. LSU	L		5-17
2005		Hoover, Ala.	4-0 (1st)
vs. LSU	W		9-2
vs. South Carolina	W		6-2
vs. Tennessee	W		3-2
vs. Ole Miss	W		4-1
2007		Hoover, Ala.	0-2 (T-7th)
vs. Ole Miss	L		1-3
vs. Vanderbilt	L		2-3
2011		Hoover, Ala.	0-2 (T-7th)
vs. Florida	L		5-7
vs. Arkansas	L		2-7
10-TEAM FORMAT			
2012		Hoover, Ala.	5-1 (1st)
vs. Arkansas	W		9-1
vs. LSU	W		3-2
vs. Kentucky	L		1-5
vs. LSU	W		4-3 (10)
vs. Kentucky	W		2-1
vs. Vanderbilt	W		3-0
12-TEAM FORMAT			
2013		Hoover, Ala.	3-1 (T-3rd)
vs. Missouri	W		2-1 (17)
vs. South Carolina	W		5-3
vs. Texas A&M	W		6-4
vs. Vanderbilt	L		8-16
2014		Hoover, Ala.	2-2 (T-5th)
vs. Georgia	W		5-4 (10)
vs. South Carolina	W		12-0 (7)
vs. Kentucky	L		6-7
vs. Florida	L		1-5
2016		Hoover, Ala.	1-2 (T-5th)
vs. Alabama	W		4-1
vs. LSU	L		2-6
vs. Florida	L		2-12
2017		Hoover, Ala.	2-2 (T-5th)
vs. Georgia	W		3-0
vs. Arkansas	W		4-3
vs. Florida	L		3-12
vs. Arkansas	L		2-9
2018		Hoover, Ala.	0-1 (T-9th)
vs. LSU	L		5-8
2019		Hoover, Ala.	1-2 (T-5th)
vs. LSU	W		6-5 (17)
vs. Vanderbilt	L		0-1
vs. LSU	L		2-12

# POSTSEASON HISTORY



## SEC ALL-TOURNAMENT TEAM

(64 student-athletes, 71 honors)

Year	Pos.	Player	Year	Pos.	Player	Year	Pos.	Player
1978	C	Russ Aldrich	1990	P	Jon Harden	2014	OF	C.T. Bradford
	OF	Del Bender		3B	Burke Masters		C	Gavin Collins
	P	Jack Lazorko		OF	David Mitchell	2016	P	Zac Houston
	3B	John McDonald		2B	Scott Mitchell	2019	1B	Tanner Allen
1979	OF	Mike Kelley		1B	Tommy Raffo			
	OF	Bob Kocol		P	Bobby Reed			
	P	Ken Kurtz	1991	3B	Chuck Daniel			
	C	John McDonald		2B	Paul Petruilis			
	1B	Tim Weisheim		P	B.J. Wallace			
1981	OF	Mark Gillaspie	1993	DH	Steve Hegan			
	UT	Dave Klipstein		P	Gary Rath			
	P	Don Mundie		OF	Ricky Joe Redd			
	3B	Lou Sottile	1994	OF	Ricky Joe Redd			
1983	P	Jeff Brantley	1995	P	Eric DuBose			
	OF	Rafael Palmeiro	1996	SS	Brad Freeman			
	SS	Bob Parker	1999	P	Tanner Brock			
	2B	Pete White		DH	Travis Chapman			
1984	SS	Bob Parker		OF	Jamie Rock			
	DH	Bobby Thigpen	2001	DH	Jon Knott			
1985	P	Jeff Brantley		P	Brandon Medders			
	C	Roark McDonald		OF	Josh West			
	P	Gene Morgan		P	Chris Young			
	3B	John Scott						
	2B	Gator Thiesen	2003	2B	Thomas Berkery			
	OF	Bobby Thigpen		P	Jamie Gant			
	OF	Dan Van Cleave		3B	Steve Gendron			
1987	P	Terry Ellis	2005	OF	Jeff Butts			
	DH	Richie Grayum		P	Todd Doolittle			
	OF	Jody Hurst		2B	Jeffrey Rea			
	1B	John Mitchell	2012	SS	Adam Frazier			
	OF	Dan Paradoa		OF	Demarcus Henderson			
1988	SS	Brad Hildreth		P	Jonathan Holder			
	1B	Tommy Raffo	2013	SS	Adam Frazier			
	C	Barry Winford		OF	Hunter Renfroe			

## ALL-TIME SEC TOURNAMENT OPPONENTS

(34 appearances)

Opponent	W-L	First Meeting	Last Meeting	Opponent	W-L	First Meeting	Last Meeting	Opponent	W-L	First Meeting	Last Meeting
Alabama	4-7	1983	2016	Kentucky	4-4	1979	2014	Tennessee	2-3	1983	2005
Arkansas	2-5	1993	2017	LSU	10-10	1979	2019	Texas A&M	1-0	2013	--
Auburn	8-6	1978	1997	Ole Miss	7-2	1977	2007	Vanderbilt	4-3	1977	2019
Florida	6-10	1977	2017	Missouri	1-0	2013	---	<b>Double-Elimination Record</b>		<b>66-55</b>	
Georgia	9-4	1978	2017	South Carolina	8-1	1997	2014				



## NCAA POSTSEASON

1949		1-2
District III Tournament	1-2	Charlotte, N.C.
vs. Richmond	W	2-0
vs. Wake Forest	L	3-4
vs. Kentucky	L	2-5
1953		1-2
District III Tournament	1-2	Durham, N.C.
at Duke	L	3-9
vs. Rollins	W	6-5
at Duke	L	4-5
1965		1-2
District III Tournament		Gastonia, N.C.
vs. Florida State	W	6-3
vs. Furman	L	2-5
vs. Florida State	L	2-6
1966		1-2
District III Tournament	1-2	Gastonia, N.C.
vs. Florida State	W	4-3
vs. North Carolina	L	4-5
vs. Florida State	L	0-7
1970		2-2
District III Tournament	2-2	Gastonia, N.C.
vs. Maryland	L	2-3
vs. East Carolina	W	12-6
vs. Maryland	W	8-4
vs. Florida State	L	4-5
1971		3-3
District III Tournament	3-1 (1st)	Gastonia, N.C.
vs. Maryland	W	2-1
vs. Miami (Fla.)	W	7-3
vs. Georgia Tech	L	8-20
vs. Georgia Tech	W	5-2
College World Series	0-2 (17th)	Omaha, Neb.
vs. Tulsa	L	2-5
vs. BYU	L	1-3
1978		2-2
South Central Regional	2-2 (2nd)	Arlington, Texas
vs. Baylor	L	0-3
vs. Louisiana Tech	W	6-5
vs. Pan American	W	7-5
vs. Baylor	L	3-6
1979		5-3
South Regional	4-1 (1st)	Starkville, Miss.
NEW ORLEANS	L	11-13
TULANE	W	12-4
NEW ORLEANS	W	13-10
MURRAY STATE	W	8-6
MURRAY STATE	W	18-8
College World Series	1-2 (T5th)	Omaha, Neb.
vs. Cal State Fullerton	W	6-1
vs. Texas	L	2-8
vs. Pepperdine	L	4-5
1981		4-2
Atlantic Regional	3-0 (1st)	Clemson, S.C.
vs. East Tennessee State	W	7-6
vs. Wichita State	W	5-1
vs. East Tennessee State	W	6-5
College World Series	1-2 (T-5th)	Omaha, Neb.
vs. Michigan	W	4-0
vs. Arizona State	L	3-4
vs. South Carolina	L	5-6

1983		3-2
Central Regional	3-2 (2nd)	Austin, Texas
vs. Tulane	W	4-2
at Texas	W	6-2
vs. Pan American	W	7-5
at Texas	L	0-7
at Texas	L	3-12
1984		3-2
South II Regional	3-2 (2nd)	Starkville, Miss.
SOUTH CAROLINA	L	1-4
NEW ORLEANS	W	11-4
EASTERN KENTUCKY	W	13-8
SOUTH CAROLINA	W	18-9
NEW ORLEANS	L	3-6
1985		4-3
South I Regional	3-1 (1st)	Starkville, Miss.
WEST VIRGINIA	W	10-1
NEW ORLEANS	W	8-4
MICHIGAN	L	6-14
MICHIGAN	W	19-8
College World Series	2-2 (T-3rd)	Omaha, Neb.
vs. Oklahoma State	W	12-3
vs. Arkansas	W	5-4
vs. Texas	L	7-12
vs. Miami (Fla.)	L	5-6
1987		1-2
Midwest Regional	1-2 (4th)	Starkville, Miss.
NC STATE	W	10-6
TEXAS A&M	L	4-7
WESTERN CAROLINA	L	1-8
1988		2-2
South Regional	2-2 (2nd)	Starkville, Miss.
WESTERN CAROLINA	W	7-4
CAL STATE FULLERTON	L	1-5
MIDDLE TENNESSEE STATE	W	12-4
CAL STATE FULLERTON	L	3-5
1989		4-2
South Regional	4-2 (2nd)	Starkville, Miss.
WESTERN CAROLINA	W	8-0
NICHOLLS STATE	W	11-2
NORTH CAROLINA	L	1-2
INDIANA STATE	W	11-2
NORTH CAROLINA	W	6-0
NORTH CAROLINA	L	1-7
1990		5-3
South II Regional	4-1 (1st)	Starkville, Miss.
BYU	W	16-5
ILLINOIS	W	5-3
FLORIDA STATE	W	11-8
FLORIDA STATE	L	9-11
FLORIDA STATE	W	4-3
College World Series	1-2 (T-5th)	Omaha, Neb.
vs. Georgia	L	0-3
vs. Georgia Southern	W	15-1
vs. Stanford	L	1-6
1991		2-2
Northeast Regional	2-2 (3rd)	Orono, Maine
vs. Towson	W	10-4
at Maine	W	6-5
vs. Clemson	L	9-10
at Maine	L	5-8
1992		2-2
Midwest Regional	2-2 (3rd)	Starkville, Miss.
NICHOLLS STATE	W	1-0
OKLAHOMA	W	9-6
OKLAHOMA	L	6-10
UCLA	L	2-3

## POSTSEASON HISTORY

1993		0-2
East Regional	0-2 (T-5th)	Tallahassee, Fla.
vs. Notre Dame	W	1-15
vs. Long Beach State	L	1-2
1996		1-2
West Regional	1-2 (4th)	Palo Alto, Calif.
vs. UC Santa Barbara	W	6-2
at Stanford	L	6-8
vs. Cal State Northridge	L	19-20
1997		6-3
Midwest Regional	5-1 (1st)	Starkville, Miss.
OHIO STATE	W	8-5
WASHINGTON	L	4-5
TENNESSEE TECH	W	25-5
GEORGIA TECH	W	10-2
WASHINGTON	W	7-5
WASHINGTON	W	4-3
College World Series	1-2 (T5th)	Omaha, Neb.
vs. Alabama	L	2-3
vs. UCLA	W	7-5
vs. Alabama	L	5-9
1998		5-3
Central Regional	4-1 (1st)	College Station, Texas
vs. Washington	W	7-6
at Texas A&M	L	3-4
vs. Rice	W	15-14
at Texas A&M	W	10-9
at Texas A&M	W	11-5
College World Series	1-2 (T5th)	Omaha, Neb.
vs. Florida	W	14-13
vs. LSU	L	8-10
vs. Southern California	L	1-7
1999		2-2
Columbus Regional	2-2 (2nd)	Columbus, Ohio
vs. Nebraska	W	18-14
at Ohio State	L	3-6
vs. Nebraska	W	13-7
at Ohio State	L	7-10
2000		3-3
Starkville Regional	3-1 (1st)	Starkville, Miss.
SOUTH ALABAMA	W	9-2
NOTRE DAME	W	9-1
NOTRE DAME	L	0-7
NOTRE DAME	W	10-9
Clemson Super Regional	0-2	Clemson, S.C.
at Clemson	L	4-11
at Clemson	L	4-9
2001		3-2
Columbus Regional	3-0 (1st)	Columbus, Ohio
vs. Kent State	W	9-8 (10)
vs. Delaware	W	4-3
vs. Kent State	W	14-4
Fullerton Super Regional	0-2	Fullerton, Calif.
at Cal State Fullerton	L	2-13
at Cal State Fullerton	L	3-9
2003		2-2
Starkville Regional	2-2 (2nd)	Starkville, Miss.
MIDDLE TENNESSEE STATE	W	10-4
NORTH CAROLINA	L	5-10
MISSOURI	W	10-5
NORTH CAROLINA	L	6-8 (11)
2004		1-2
Atlanta Regional	1-2 (3rd)	Atlanta, Ga.
vs. Texas Tech	L	6-10
vs. Jacksonville State	W	7-6
vs. Texas Tech	L	7-17



## POSTSEASON HISTORY

2005		2-2
<i>Coral Gables Regional</i>	2-2 (2nd)	<i>Coral Gables, Fla.</i>
vs. Florida Atlantic	W	13-2
at Miami (Fla.)	L	1-4
vs. Florida Atlantic	W	8-4
at Miami (Fla.)	L	4-10
2006		2-2
<i>Clemson Regional</i>	2-2 (2nd)	<i>Clemson, S.C.</i>
vs. Elon	L	4-5
vs. UNC Asheville	W	5-4
vs. Elon	W	12-3
at Clemson	L	6-8
2007		5-2
<i>Tallahassee Regional</i>	3-0 (1st)	<i>Tallahassee, Fla.</i>
vs. Stetson	W	6-3
at Florida State	W	3-0
at Florida State	W	9-4
<i>Starkville Super Regional</i>	2-0	<i>Starkville, Miss.</i>
CLEMSON	W	8-6
CLEMSON	W	8-5
<i>College World Series</i>	0-2 (T7th)	<i>Omaha, Neb.</i>
vs. North Carolina	L	5-8
vs. Louisville	L	4-12
2011		4-2
<i>Atlanta Regional</i>	3-0 (1st)	<i>Atlanta, Ga.</i>
vs. Southern Miss	W	3-0
vs. Austin Peay	W	8-3
at Georgia Tech	W	7-3
<i>Gainesville Super Regional</i>	1-2	<i>Gainesville, Fla.</i>
at Florida	L	1-11
at Florida	W	4-3
at Florida	L	6-8
2012		1-2
<i>Tallahassee Regional</i>	1-2 (3rd)	<i>Tallahassee, Fla.</i>
vs. Samford	L	0-5
vs. UAB	W	8-1
vs. Samford	L	2-3
2013		8-3
<i>Starkville Regional</i>	3-1 (1st)	<i>Starkville, Miss.</i>
CENTRAL ARKANSAS	W	5-3
SOUTH ALABAMA	W	6-2
CENTRAL ARKANSAS	L	2-5
CENTRAL ARKANSAS	W	6-1
<i>Charlottesville Super Regional</i>	2-0	<i>Charlottesville, Va.</i>
at Virginia	W	11-6
at Virginia	W	6-5
<i>College World Series</i>	3-2 (2nd)	<i>Omaha, Neb.</i>
vs. Oregon State	W	5-4
vs. Indiana	W	5-4
vs. Oregon State	W	4-1
vs. UCLA (CWS Finals)	L	1-3
vs. UCLA (CWS Finals)	L	0-8
2014		2-2
<i>Lafayette Regional</i>	2-2 (2nd)	<i>Lafayette, La.</i>
vs. San Diego State	W	5-2
vs. Jackson State	W	3-1
at Louisiana-Lafayette	L	8-14
at Louisiana-Lafayette	L	3-5

2016		3-2
<i>Starkville Regional</i>	3-0 (1st)	<i>Starkville, Miss.</i>
SOUTHEAST MISSOURI	W	9-5
CAL STATE FULLERTON	W	4-1
LOUISIANA TECH	W	4-0
<i>Starkville Super Regional</i>	0-2	<i>Starkville, Miss.</i>
ARIZONA	L	0-1
ARIZONA	L	5-6
2017		4-3
<i>Hattiesburg Regional</i>	4-1 (1st)	<i>Hattiesburg, Miss.</i>
vs. South Alabama	L	3-6
vs. Illinois-Chicago	W	5-4
vs. South Alabama	W	7-3
at Southern Miss	W	8-1
at Southern Miss	W	8-6
<i>Baton Rouge Super Regional</i>	0-2	<i>Baton Rouge, La.</i>
at LSU	L	3-4
at LSU	L	4-14
2018		8-4
<i>Tallahassee Regional</i>	4-1 (1st)	<i>Tallahassee, Fla.</i>
vs. Oklahoma	L	10-20
at Florida State	W	3-2
vs. Samford	W	9-8
vs. Oklahoma	W	13-5
vs. Oklahoma	W	8-1
<i>Nashville Super Regional</i>	2-1	<i>Nashville, Tenn.</i>
at Vanderbilt	W	10-8
at Vanderbilt	L	3-4
at Vanderbilt	W	10-6
<i>College World Series</i>	2-2 (T-3rd)	<i>Omaha, Neb.</i>
vs. Washington	W	1-0
vs. North Carolina	W	12-2
vs. Oregon State	L	2-12
vs. Oregon State	L	2-5
2019		6-2
<i>Starkville Regional</i>	3-0 (1st)	<i>Starkville, Miss.</i>
SOUTHERN	W	11-6
CENTRAL MICHIGAN	W	7-2
MIAMI	W	5-2
<i>Starkville Super Regional</i>	2-0	<i>Starkville, Miss.</i>
STANFORD	W	6-2
STANFORD	W	8-1
<i>College World Series</i>	1-2 (T-5th)	<i>Omaha, Neb.</i>
vs. Auburn	W	5-4
vs. Vanderbilt	L	3-6
vs. Louisville	L	3-4

## BY THE NUMBERS: NCAA TOURNAMENT

OVERALL	NCAA DISTRICT PLAYOFFS	(1954-74)	COLLEGE WORLD SERIES	(Since 1947)
Appearances: 38	District III Appearances:	6	College World Series Appearances:	11
Record: 115-87 (.569)	District III Titles:	1	Best College World Series Finish:	2013 (Finalist)
NCAA REGIONAL	District III Record:	9-11 (.450)	College World Series Record:	13-22 (.371)
(Since 1975)	NCAA SUPER REGIONAL	(Since 1999)	INDIVIDUAL HONORS	
Regional Appearances: 32	Super Regional Appearances:	9	NCAA All-Regional Selections:	123
Regional Titles: 15	Super Regional Titles:	4	NCAA Regional MVP:	16
Regional Record: 84-43 (.661)	Super Regional Record:	9-11 (.450)	College World Series All-Tournament Team:	10





## POSTSEASON HISTORY

### NCAA REGIONAL ALL-TOURNAMENT TEAM

(97 student-athletes, 123 honors)

Year	Pos.	Player	
1978	CF	Mike Kelley	
	1B	Tim Weisheim	
1979	SS	Boyd Conner	
	OF	Mike Kelley	
	C	John McDonald	MVP
	UT	Larry Pavlou	
1981	P	Steve D'Ercole	MVP
	OF	Mark Gillaspie	
	C	Terry Loe	
	OF	Brad Winkler	
1983	OF	Brad Winkler	
1984	1B	Will Clark	
	OF	Bobby Locke	
	OF	Rafael Palmeiro	
	OF	Dan Van Cleve	
1985	P	Jeff Brantley	MVP
	1B	Will Clark	
	C	Roark McDonald	
	P	Gene Morgan	
	OF	Rafael Palmeiro	
	2B	Gator Thiesen	
	OF	Dan Van Cleve	
1987	2B	Burke Masters	
	1B	John Mitchell	
	SS	Brad Hildreth	
1988	OF	Jody Hurst	
	C	Barry Winford	
1989	OF	Tracy Echols	
	DH	Burke Masters	
	1B	Tommy Raffo	
	P	Bobby Reed	
	C	Barry Winford	
	3B	Pete Young	
1990	OF	Tracy Echols	
	3B	Burke Masters	MVP
	SS	Jon Shave	
	1B	Tommy Raffo	
	P	Bobby Reed	
1991	1B	Rob Norman	
1992	OF	Ron Brown	
	C	Matt Carpenter	
	SS	Paul Petruleis	
	P	B.J. Wallace	MVP
1996	1B	Richard Lee	

Year	Pos.	Player	
1997	OF	Brooks Bryan	
	2B	Travis Chapman	
	P	Eric DuBose	MVP
	C	Barry Patton	
	3B	Adam Platt	
	OF	Rusty Thoms	
1998	OF	Brooks Bryan	MVP
	1B	Richard Lee	
1999	SS	Travis Chapman	
	OF	Brian Wiese	
	1B	Cliff Wren	
2000	3B	Travis Chapman	
	P	Mark Freed	
	OF	Shane Kelly	
	DH	Ty Martin	MVP
	OF	Phillip Willingham	
	2B	Daron Wright	
2001	1B	Matthew Brinson	MVP
	3B	Steve Gendron	
	P	Paul Maholm	
	OF	Casey Long	
2003	OF	Brad Corley	
	P	Jamie Gant	
	3B	Steve Gendron	
	DH	Robby Goodson	
	SS	Matthew Maniscalco	
	C	Craig Tatum	
2004	OF	Joseph Hunter	
2005	OF	Jeff Butts	
	OF	Brad Corley	
2006	DH	Brian LaNinfa	
	C	Joseph McCaskill	
	OF	Mitch Moreland	
	P	Justin Pigott	
2007	3B	Russ Sneed	
	2B	Brandon Turner	
	OF	Jeffrey Rea	
	P	Justin Pigott	MVP
2011	2B	Nick Vickerson	
	1B	Cody Freeman	
	OF	Brent Brownlee	
	OF	C.T. Bradford	MVP
	OF	Jaron Shepherd	
	P	Evan Mitchell	
	P	Nick Routt	

Year	Pos.	Player	
2012	1B	Wes Rea	
	2B	Matthew Britton	
	SS	Adam Frazier	
	C	Mitch Slauter	
2013	3B	Alex Detz	MVP
	P	Chad Gironi	
	2B	Brett Pirtle	
	1B	Wes Rea	
	OF	Hunter Renfroe	
2014	OF	C.T. Bradford	
	P	Jonathan Holder	
	2B	Brett Pirtle	
2016	SS	Ryan Gridley	
	P	Zac Houston	
	OF	Reid Humphreys	
	C	Jack Kruger	
	OF	Jake Mangum	
	DH	Brent Rooker	MVP
2017	P	Jacob Billingsley	
	OF	Cody Brown	MVP
	SS	Ryan Gridley	
	OF	Jake Mangum	
	2B	Hunter Stovall	
2018	C	Dustin Skelton	
	OF	Elijah MacNamee	MVP
	<b>OF</b>	<b>Rowdey Jordan</b>	
	OF	Jake Mangum	
	P	J.P. France	
2019	<b>1B</b>	<b>Tanner Allen</b>	
	<b>2B</b>	<b>Justin Foscue</b>	
	<b>DH</b>	<b>Josh Hatcher</b>	
	<b>OF</b>	<b>Rowdey Jordan</b>	MVP
	C	Dustin Skelton	
	P	Ethan Small	

### COLLEGE WORLD SERIES ALL-TOURNAMENT TEAM

(10 student-athletes, 10 honors)

Year	Pos.	Player
1981	OF	Mark Gillaspie
	P	Don Mundie
1985	1B	Will Clark
	SS	Frank Davis
	OF	Dave Van Cleve
2013	1B	Wes Rea
	2B	Brett Pirtle
	OF	Hunter Renfroe
	DH	Trey Porter
2018	2B	Hunter Stovall

# POSTSEASON HISTORY



## ALL-TIME NCAA TOURNAMENT OPPONENTS

(38 appearances, 90 different opponents)

Opponent	Record	Opponent	Record	Opponent	Record	Opponent	Record
Alabama	0-2	Georgia	0-1	New Orleans	3-2	Southeast Missouri	1-0
Arizona	0-2	Georgia Southern	1-0	Nicholls State	2-0	Tennessee Tech	1-0
Arizona State	0-1	Georgia Tech	3-1	North Carolina	2-6	Texas	1-4
Arkansas	1-0	Illinois	1-0	NC State	1-0	Texas A&M	2-2
Austin Peay	1-0	Indiana	1-0	Notre Dame	2-2	Texas Tech	0-2
Auburn	1-0	Indiana State	1-0	Ohio State	1-2	Towson	1-0
Baylor	0-2	Jackson State	1-0	Oklahoma	3-2	Tulane	2-0
BYU	1-1	Jacksonville State	1-0	Oklahoma State	1-0	Tulsa	0-1
Cal State Fullerton	2-4	Kent State	2-0	Oregon State	2-2	UAB	1-0
Cal State Northridge	0-1	Kentucky	0-1	Pan American	2-0	UC-Santa Barbara	1-0
Central Arkansas	2-1	Long Beach State	0-1	Pepperdine	0-1	UCLA	1-3
Central Michigan	1-0	Louisiana-Lafayette	0-2	Rice	1-0	UNC	1-0
Clemson	2-4	Louisiana Tech	2-0	Richmond	1-0	UNC-Asheville	1-0
Delaware	1-0	Louisville	0-2	Rollins	1-0	USC	0-1
Duke	0-2	LSU	0-1	Samford	1-2	Vanderbilt	2-2
East Carolina	1-0	Maine	1-1	San Diego State	1-0	Virginia	2-0
East Tennessee State	2-0	Maryland	2-1	South Alabama	1-0	Wake Forest	0-1
Eastern Kentucky	1-0	Miami (Fla.)	2-3	South Carolina	1-2	Washington	4-1
Elon	1-1	Michigan	2-1	Southern	1-0	West Virginia	1-0
FAU	2-0	Middle Tennessee State	2-0	Southern Miss	3-0	Western Carolina	2-1
Florida	2-2	Missouri	1-0	Stanford	2-2	Wichita State	1-0
Florida State	7-4	Murray State	2-0	Stetson	1-0		
Furman	0-1	Nebraska	2-0	South Alabama	2-1		

## ALL-TIME DISTRICT III OPPONENTS

(6 appearances, 12 different opponents)

Opponent	Record	Opponent	Record	Opponent	Record
Duke	0-2	Georgia Tech	1-1	North Carolina	0-1
East Carolina	1-0	Kentucky	0-1	Richmond	1-0
Florida State	2-3	Maryland	2-1	Rollins	1-0
Furman	0-1	Miami (Fla.)	1-0	Wake Forest	0-1

## ALL-TIME NCAA REGIONAL OPPONENTS

(32 appearances, 65 different opponents)

Opponent	Record	Opponent	Record	Opponent	Record	Opponent	Record
Austin Peay	1-0	Indiana State	1-0	NC State	1-0	Texas	1-2
Baylor	0-2	Jackson State	1-0	Notre Dame	2-2	Texas A&M	2-2
BYU	1-0	Jacksonville State	1-0	Ohio State	1-2	Texas Tech	0-2
Baylor	0-2	Kent State	2-0	Oklahoma	3-2	Towson	1-0
Cal State Fullerton	1-2	Long Beach State	0-1	Pan American	2-0	Tulane	2-0
Cal State Northridge	0-1	Louisiana-Lafayette	0-2	Rice	1-0	UAB	1-0
Central Arkansas	2-1	Louisiana Tech	2-0	Samford	1-2	UC-Santa Barbara	1-0
Central Michigan	1-0	Maine	1-1	San Diego State	1-0	UCLA	0-1
Clemson	0-2	Miami (Fla.)	1-2	South Alabama	1-0	UIC	1-0
Delaware	1-0	Michigan	1-1	South Carolina	1-1	UNC-Asheville	1-0
East Tennessee State	2-0	Middle Tennessee State	2-0	Southern	1-0	Washington	3-1
Eastern Kentucky	1-0	Missouri	1-0	Southern Miss	3-0	West Virginia	1-0
Elon	1-1	Murray State	2-0	Stanford	0-1	Western Carolina	2-1
FAU	2-0	Nebraska	2-0	Stetson	1-0	Wichita State	1-0
Florida State	5-1	New Orleans	3-2	South Alabama	2-1		
Georgia Tech	2-0	Nicholls State	2-0	Southeast Missouri	1-0		
Illinois	1-0	North Carolina	1-4	Tennessee Tech	1-0		

## ALL-TIME NCAA SUPER REGIONAL OPPONENTS

(9 appearances, 8 different opponents)

Opponent	Record	Opponent	Record	Opponent	Record
Arizona	0-2	Florida	1-2	Vanderbilt	2-1
Cal State Fullerton	0-2	LSU	0-2	Virginia	2-0
Clemson	2-2	Stanford	2-0		

## ALL-TIME NCAA COLLEGE WORLD SERIES OPPONENTS

(11 appearances, 26 different opponents)

Opponent	Record	Opponent	Record	Opponent	Record	Opponent	Record
Alabama	0-2	Georgia	0-1	North Carolina	1-1	Tulsa	0-1
Arizona State	0-1	Georgia Southern	1-0	Oklahoma State	1-0	UCLA	1-2
Arkansas	1-0	Indiana	1-0	Oregon State	2-2	USC	0-1
Auburn	1-0	Louisville	0-2	Pepperdine	0-1	Vanderbilt	0-1
BYU	0-1	LSU	0-1	South Carolina	0-1	Washington	1-0
Cal State Fullerton	1-0	Miami (Fla.)	0-1	Stanford	0-1		
Florida	1-0	Michigan	1-0	Texas	0-2		



# COLLEGE WORLD SERIES LINE SCORES

## POSTSEASON HISTORY

1971	0-2 (T-7th)
<b>Tulsa 5, Mississippi State 2</b> <i>June 11, 1971 at Omaha, Neb.</i>	
Tulsa	000 200 201 - 5 10 3
Mississippi State	000 001 001 - 2 8 3
Pitchers: UT - Rogers, Butcher, Kluhr; MSU - Thompson, Irvin. Win-Rogers Save-Butcher Loss-Thompson T-2:13 A-5,676 HR: UT - Tabb, Bowling; MSU - Still.	

1979	1-2 (T-5th)
<b>Mississippi State 6, Cal State Fullerton 1</b> <i>June 3, 1979 at Omaha, Neb.</i>	
Cal State Fullerton	000 000 001 - 1 5 3
Mississippi State	400 100 100 - 6 10 0
Pitchers: CSF - Navilhon, Hudson, Kingsolver. MSU - Kurtz, McDonald. Win-Kurtz Loss-Navilhon T-2:26 A-11,047	

<b>Texas 8, Mississippi State 2</b> <i>June 3, 1979 at Omaha, Neb.</i>	
Mississippi State	020 000 000 - 2 5 1
Texas	000 250 100 - 8 13 2
Pitchers: MSU - Mundie, Cliburn, McDonald; UT - Wright, Creel, Shannon. Win-Wright Loss-Mundie T-2:20 A-11,659 HR: UT - Tjader.	

<b>Pepperdine 5, Mississippi State 4</b> <i>June 4, 1979 at Omaha, Neb.</i>	
Pepperdine	002 000 020 1 - 5 8 1
Mississippi State	020 002 000 0 - 4 6 0
Pitchers: PU - Kurtz, Elser, Fick; MSU - Reagan,Cliburn, Kurtz, McDonald. Win-Elser (5-1) Loss-Kurtz (12-2) T-2:53 A-7,881	

1981	1-2 (T-5th)
<b>Mississippi State 4, Michigan 0</b> <i>May 30, 1981 at Omaha, Neb.</i>	
Michigan	000 000 000 - 0 6 1
Mississippi State	000 030 100 - 4 6 2
Pitchers: UM - Elam, Ontiveros, Hool; MSU - Mundie, Loe. Win-Mundie (14-4) Loss-Elam (11-3) T-1:57 A-12,000 HR: MSU - Gillespie.	

<b>Arizona State 4, Mississippi State 3</b> <i>June 2, 1981 at Omaha, Neb.</i>	
Mississippi State	003 000 000 - 3 5 2
Arizona State	010 300 000 - 4 8 2
Pitchers: MSU - Susce, Loe; ASU - Newman, Dukes, Wilson. Win-Dukes (7-2) Loss-Susce (11-5) T-2:15 A-10,589 HR: ASU - Sodders.	

1985	2-2 (T-3rd)
<b>Mississippi State 12, Oklahoma State 3</b> <i>May 31, 1985 at Omaha, Neb.</i>	
Oklahoma State	000 001 002 - 3 8 4
Mississippi State	033 104 100 - 12 14 0
Pitchers: OSU - Dillard, Bronkey, Trapasso, Rockman, Long, Johnson; MSU - Morgan. Win-Morgan (14-1) Loss-Dillard (8-4) T-3:02 A-12,301 HR: MSU - Palmeiro, Mitchell.	

<b>Mississippi State 5, Arkansas 4</b> <i>June 3, 1985 at Omaha, Neb.</i>	
Arkansas	100 111 000 - 4 11 0
Mississippi State	001 020 200 - 5 10 1
Pitchers: UA - Farwell, Deitz; MSU - Brantley. Win-Brantley (18-2) Loss-Farwell (11-2) T-2:36 A-10,587 HR: MSU - Clark.	

<b>Texas 12, Mississippi State 7</b> <i>June 7, 1985 at Omaha, Neb.</i>	
Mississippi State	200 011 102 - 7 12 5
Texas	000 002 64X - 12 14 1
Pitchers: MSU - Morgan, King, Thigpen; UT - Ruffin, Poehl. Win-Ruffin (13-2) Save-Poehl (4) Loss-Morgan (14-2) T-3:14 A-13,223 HR: MSU - Van Cleve, Clark, Mitchell.	

<b>Miami (Fla.) 6, Mississippi State 5</b> <i>June 8, 1985 at Omaha, Neb.</i>	
Mississippi State	000 004 010 - 5 5 4
Miami (Fla.)	200 010 012 - 6 9 1
Pitchers: MSU - Brantley, Thigpen; UM - Patenaude, Raether. Win-Raether (6-2) Loss Thigpen (1-4) T-2:56 A-10,000 HR: MSU - Thigpen; UM - Leake, Ellena.	

1990	1-2 (T-5th)
<b>Georgia 3, Mississippi State 0</b> <i>June 1, 1990 at Omaha, Neb.</i>	
Mississippi State	000 000 000 - 0 4 3
Georgia	001 010 010 - 3 5 1
Pitchers: MSU - Reed, Robinson; UGA - Fleming, Childers. Win-Fleming (12-5) Loss-Reed (15-3) T-2:07 A-12,732 HR: UGA - Cooper.	

<b>Mississippi State 15, Georgia Southern 1</b> <i>June 3, 1990 at Omaha, Neb.</i>	
Mississippi State	(11)00 002 020 - 15 16 1
Georgia Southern	0 10 000 000 - 1 6 3
Pitchers: MSU - Jobs, Henderson, Daniel, Harden, Robinson, Polk; GSU - Bouma, Ryder, Berkner, Masi, Fitzpatrick, Holder. Win-Jobs (8-5) Loss-Bouma (10-3) T-2:35 A-8,000 HR: MSU - Robinson.	

<b>Stanford 6, Mississippi State 1</b> <i>June 5, 1990 at Omaha, Neb.</i>	
Stanford	001 100 301 - 6 11 1
Mississippi State	001 000 000 - 1 9 3
Pitchers: SU - Reid, Weiss, Tallman; MSU - Reed, Harden, Robinson. Win-Reid (7-1) Loss-Reed (15-4) T-2:47 A-6,000 HR: SU - Turner; MSU - S. Mitchell.	

1997	1-2 (T-5th)
<b>Alabama 3, Mississippi State 2</b> <i>May 31, 1997 at Omaha, Neb.</i>	
Mississippi State	000 010 001 - 2 7 0
Alabama	000 020 001 - 3 11 1
Pitchers: MSU - DuBose, Patton; UA - Henderson, Kingrey, Frick. Win-Kingrey (9-1) Loss-DuBose (9-4) T-2:37 A-22,640	

<b>Mississippi State 7, UCLA 5</b> <i>June 2, 1997 at Omaha, Neb.</i>	
UCLA	002 100 101 - 5 10 3
Mississippi State	020 001 400 - 7 10 2
Pitchers: UCLA - Zamora, Klein, Henkel, Cloud, Green. MSU - Reinike, H. Thoms, Patton. Win-H. Thoms (5-0) Loss-Henkel (3-3) T-3:36 A-20,016 HR: UCLA - Glaus.	

<b>Alabama 9, Mississippi State 5</b> <i>June 3, 1997 at Omaha, Neb.</i>	
Mississippi State	000 100 301 - 5 12 3
Alabama	000 040 050 - 9 13 0
Pitchers: MSU - Dilgard, Johnson, Ginter, Patton; UA - Daniel, Kingrey, Frick. Win-Kingrey (10-1) Loss-Johnson (5-4) T-2:35 A-20,991 HR: MSU - Priatt; UA - Phillips, Peer.	



## POSTSEASON HISTORY

### 1998 1-2 (T-5th)

#### Mississippi State 14, Florida 13

May 30, 1998 at Omaha, Neb.

Mississippi State	050 500 004 - 14 14 3
Florida	030 103 015 - 13 13 0

Pitchers: MSU - Ginter, H. Thoms, Donovan, Polk, Reinike, Johnson, Patton, McGrath. UF - Wilkerson, Fogg, McClendon, Ross.  
Win-Ginter (6-4) Save-Johnson (10) Loss-Wilkerson (10-5)  
T-3:41 A-22,879  
HR: MSU - R. Thoms, Bryan, Patton; UF - Ross, Dill.

#### LSU 10, Mississippi State 8

June 1, 1998 at Omaha, Neb.

Mississippi State	002 031 101 - 8 14 0
LSU	040 220 020 - 10 11 1

Pitchers: MSU - Jackson, Compton, Johnson, Patton; LSU - Keisler, Bowe, Thompson, Cresse.  
Win-Keisler (9-5) Save-Thompson (1) Loss-Jackson (10-3)  
T-3:05 A-22,738  
HR: MSU - Lee; LSU - Higgins, Cresse, Earnhart, Davis, Barbier, Harris.

#### Southern California 7, Mississippi State 1

June 2, 1998 at Omaha, Neb.

Southern California	031 000 201 - 7 12 0
Mississippi State	000 000 010 - 1 5 2

Pitchers: USC - Currier, Weibling, Munson; Mississippi State - Freed, Reinike, H. Thoms, Polk, Donovan, Patton.  
Win-Currier (6-1) Loss-Freed (6-6)  
T-3:11 A-21,581  
HR USC - Ticehurst (2).

### 2007 0-2 (T-7th)

#### North Carolina 5, Mississippi State 5

June 15, 2007 at Omaha, Neb.

Mississippi State	040 000 100 - 5 12 2
North Carolina	000 206 01X - 8 12 0

Pitchers: UNC - Woodard, Warren, Wooten, Carignan; MSU - Pigott, Lator, Bowen.  
Win-Warren (11-0) Save-Carignan (16) Loss-Pigott (7-7)  
T-2:52 A-23,568  
HR: MSU - Moreland.

#### Louisville 12, Mississippi State 4

June 17, 2007 at Omaha, Neb.

Louisville	212 300 301 - 12 18 1
Mississippi State	000 003 100 - 4 10 1

Pitchers: UL - Marks, Hollander, Meade; MSU - Crosswhite, Houston, Whitney, Weatherford, Johnson.  
Win-Marks (9-2) Loss-Crosswhite (8-5)  
T-3:18 A-18,187  
HR: UL - Johnson, Burton, Dominguez (2); MSU - Turner.

### 2013 3-2 (2nd - FINALIST)

#### Mississippi State 5, Oregon State 4

June 15, 2013 at Omaha, Neb.

Mississippi State	030 000 020 - 5 8 2
Oregon State	200 110 000 - 4 10 1

Pitchers: MSU - Graveman, R Mitchell, Holder; OSU - Moore, Boyd, Schultz.  
Win-R Mitchell (13-0) Loss-Boyd (10-4)  
T-3:10 A-24,473

#### Mississippi State 5, Indiana 4

June 17, 2013 at Omaha, Neb.

Mississippi State	100 001 030 - 1 8 1
Indiana	012 000 001 - 4 11 0

Pitchers: MSU - Fitts, Girodo, Holder; IU - Coursen-Carr, Halstead, Korte, Effross.  
Win-Girodo (9-1) Loss-Halstead (4-5)  
T-3:24 A-25,260

#### Mississippi State 4, Oregon State 1

June 21, 2013 at Omaha, Neb.

Oregon State	000 001 000 - 5 8 2
Mississippi State	000 130 00X - 4 10 1

Pitchers: MSU - Graveman, R Mitchell, Holder; OSU - Moore, Fry, Win-Graveman (8-5) Loss-Moore (14-2)  
T-2:32 A-18,868  
HR: MSU - Renfroe.

#### \*\*\*\*\* CHAMPIONSHIP SERIES \*\*\*\*\*

#### UCLA 3, Mississippi State 1

June 24, 2013 at Omaha, Neb.

UCLA	100 200 000 - 3 6 1
Mississippi State	000 100 000 - 1 6 1

Pitchers: UCLA - Plutko, Kaprielian, Weiss, Berg; MSU - Fitts, Girodo.  
Win-Plutko (10-3) Loss-Fitts (0-1)  
T-3:34 A-25,690

#### UCLA 8, Mississippi State 0

June 25, 2013 at Omaha, Neb.

Mississippi State	000 000 000 - 0 5 3
UCLA	102 201 02X - 8 12 1

Pitchers: UCLA - Vander Tuig, Berg; MSU - Pollorena, Mitchell, Bracewell, Holder, Cox.  
Win-Vander Tuig (14-4) Loss-Pollorena (6-4)  
T-3:20 A-27,127

### 2018 2-2 (T-3rd)

#### Mississippi State 1, Washington 0

June 16, 2018 at Omaha, Neb.

Washington	000 000 000 - 0 6 0
Mississippi State	000 000 001 - 1 10 0

Pitchers: UW - DeMers, Hardy; MSU - Small, France, Gordon, Neff.  
Win-Neff (4-3) Loss-Hardy (5-3)  
T-2:44 A-24,758

#### Mississippi State 12, North Carolina 2

June 19, 2018 at Omaha, Neb.

Mississippi State	040 000 080 - 12 9 1
North Carolina	100 000 100 - 2 7 3

Pitchers: UNC - Bergner, Hiatt, Hutchison, Baum; MSU - Pilkington, Gordon.  
Win-Pilkington (3-6) Save-Gordon (4) Loss-Bergner (7-3)  
T-3:17 A-13,387  
HR: MSU - Westbrook.

#### Oregon State 12, Mississippi State 2

June 22, 2018 at Omaha, Neb.

Mississippi State	101 000 080 - 2 5 0
Oregon State	150 100 410 - 12 15 1

Pitchers: OSU - Fehmel, Eisert; MSU - Billingsley, James, McQuary, Smith.  
Win-Eisert (5-3) Loss-Billingsley (5-4)  
T-3:54 A-21,002

#### Oregon State 5, Mississippi State 2

June 23, 2018 at Omaha, Neb.

Oregon State	005 000 080 - 5 8 1
Mississippi State	001 000 001 - 2 4 0

Pitchers: OSU - Abel, Mulholland; MSU - Small, Gordon.  
Win-Abel (6-1) Loss-Small (5-4)  
T-3:02 A-21,821

### 2019 1-2 (T-5th)

#### Mississippi State 5, Auburn 4

June 16, 2018 at Omaha, Neb.

Auburn	020 100 010 - 4 6 2
Mississippi State	000 001 004 - 5 12 3

Pitchers: AU - Owen, Anderson, Greenhill, Fitts, Burns; MSU - Small, Self, Liebelt, Gordon.  
Win-Gordon (5-0) Loss-Burns (4-4)  
T-3:48 A-22,671  
HR: AU - Julien.

#### Vanderbilt 6, Mississippi State 3

June 19, 2018 at Omaha, Neb.

Vanderbilt	010 050 000 - 6 9 1
Mississippi State	000 001 200 - 3 9 0

Pitchers: VU - Rocker, Raby, Brown; MSU - Plumlee, Barlow, Self, White, James, Cerantola.  
Win-Rocker (11-5) Loss-Plumlee (7-5)  
T-3:24 A-15,465  
HR: VU - Scott (2); MSU - Gilbert.

#### Louisville 4, Mississippi State 3

June 20, 2018 at Omaha, Neb.

Mississippi State	000 200 100 - 3 8 1
Louisville	000 000 202 - 4 9 0

Pitchers: MSU - Ginn, Liebelt, Gordon; UL - Bennett, Hoeing, Schmeltz, Poland, Detmers.  
Win-Detmers (13-4) Loss-Gordon (5-1)  
T-3:31 A-24,201




**ONE OF FIVE PROGRAMS IN NCAA  
HISTORY AND THE ONLY SEC  
PROGRAM TO PLAY IN THE  
NCAA COLLEGE WORLD SERIES  
IN FIVE-STRAIGHT DECADES**



**2019**




**2013**




**1998**



**1990**



**1981**



**2018**



**2007**




**1997**




**1985**



**1979**



**1971**







# STATE TO THE SHOW





## 2020 SCHEDULE

FEB 14-16 | WRIGHT STATE

FEB 18 | SAMFORD

FEB 21-23 | OREGON STATE

FEB 25 | TEXAS SOUTHERN

FEB 26 | ALCORN STATE

FEB 28-MAR 1 | @ LONG BEACH STATE

MAR 4 | VS. SOUTHERN MISS

MAR 6-8 | QUINNIPAC

MAR 10 | VS. TEXAS TECH

MAR 11 | VS. TEXAS TECH

MAR 13-15 | ARKANSAS

MAR 18 | @ SOUTHEASTERN LA.

MAR 20-22 | @ LSU

MAR 24 | @ UAB

MAR 27-29 | KENTUCKY

MAR 31 | @ MEMPHIS

APR 3-5 | @ AUBURN

APR 7 | UT MARTIN

APR 9-11 | OLE MISS (SBW)

APR 14 | SOUTH ALABAMA

APR 16-18 | @ SOUTH CAROLINA

APR 21 | VS. OLE MISS

APR 24-26 | TEXAS A&M

MAY 1-3 | @ ALABAMA

MAY 5 | SOUTHERN

MAY 8-10 | MISSOURI

MAY 12 | NORTH ALABAMA

MAY 14-16 | @ VANDERBILT

FULL SCHEDULE AT [HAILSTATE.COM](http://HAILSTATE.COM)

