



2021

BASEBALL RECORD BOOK



WWW.HAILSTATE.COM



PROGRAM INFORMATION

TABLE OF CONTENTS

MEDIA & TEAM INFORMATION	1-3
Quick Facts	2
Roster	3
COACHING & SUPPORT STAFF	4-16
Head Coach Chris Lemonis	4-6
Assistant Coach Scott Foxhall	7-8
Assistant Coach Jake Gautreau	9-10
Volunteer Assistant Coach/Camps Coordinator Kyle Cheesebrough	11-12
Support Staff	13-15
STUDENT-ATHLETE INFORMATION	16-21
Student-Athlete Headshot Roster	16-18
Career Statistics	19-21
2020 SEASON IN REVIEW	22-27
Results/Winning Plays	22
Statistics (Overall)	23
Miscellaneous Hitting Stats & Streaks	24
SEC Review	25
National Review	26
Final Career Statistics	27
RECORDS	28-39
Offensive Records	28-29
Pitching Records	30-31
Defensive Records/Scoring Margin Records	32
Team Records	33
Yearly Team Leaders	34-35
Yearly Individual Leaders (Offensive)	36-37
Yearly Individual Leaders (Pitching)	38-39
Yearly MVPs	39
HONORS & HISTORY	40-53
National Awards and Honors	40-43
<i>National Awards Winners, All-Americans, National Hall of Fame Honorees, USA Baseball</i>	
Southeastern Conference Awards and Honors	44-48
Mississippi Awards and Honors	49
All-Time Letterwinners	50-53
MAJOR LEAGUE BASEBALL	54-62
State to The Show	54-60
Major League Baseball Draft History	61-62
DUDY NOBLE FIELD	63-65
ALL-TIME RESULTS	66-97
Year-by-Year Records	66-67
All-Time Coaching Record/Final Rankings	68
Series Records	69
Season Results	70-94
Diamond Dawg Timeline	95-97
POSTSEASON HISTORY	98-110
SEC Postseason	98-99
NCAA Postseason	100-103
College World Series Line Scores	104-105
College World Series Record Book	106-109
Five Decades of Omaha	110

ATHLETIC COMMUNICATIONS STAFF DIRECTORY



Greg Campbell (Baseball - Primary)
Assistant Director
(662) 325-0972 • gcampbell@athletics.msstate.edu



Austin Coats (Volleyball, Baseball - Secondary)
Graduate Assistant
(662) 325-0968 • acoats@athletics.msstate.edu



Brandon Langlois (Football)
Associate AD/Communications
(662) 325-0093 • blanglois@athletics.msstate.edu



John R. Cade (Digital Media)
Assistant AD/Communications
(662) 325-0971 • jrcade@athletics.msstate.edu



Matt Dunaway (Men's Basketball)
Associate Director
(662) 325-3595 • mdunaway@athletics.msstate.edu



Josh Lively (Women's Basketball)
Assistant Director
(662) 325-7556 • jlively@athletics.msstate.edu



Brian Ogden (Softball, Football - Secondary)
Assistant Director
(662) 325-0970 • bogden@athletics.msstate.edu



Madelon Allen (Women's Soccer, Track and Field)
Assistant Coordinator
(662) 325-0968 • melizondo@athletics.msstate.edu



Mikaela Elizondo (Cross Country, Women's Tennis)
Graduate Assistant
(662) 325-0968 • melizondo@athletics.msstate.edu



Adrian Spears (Men's Golf)
Student Assistant
(662) 325-2703 • aspears@athletics.msstate.edu



Graham Murphree (Men's Tennis)
Student Assistant
(662) 325-2703 • gmurphree@athletics.msstate.edu



Shelby Spurlock (Women's Golf)
Student Assistant
(662) 325-2703 • sspurlock@athletics.msstate.edu



QUICK FACTS

SCHOOL INFORMATION

Location (Enrollment)	Starkville, Mississippi (22,226)
Founded	1878
President	Dr. Mark E. Keenum
Faculty Representative	Dr. Steven Turner
Director of Athletics	John Cohen
Twitter	@JohnCohenAD
Affiliation	NCAA Division I
Conference	Southeastern - Western Division
Nickname	Bulldogs
Colors	Maroon and White
Athletic Department Phone	(662) 325-2532
Ticket Office Phone	(662) 325-2600

STADIUM INFORMATION

Name	Dudy Noble Field, Polk-DeMent Stadium
Capacity	15,000+
<i>For 2021, capacity will be 25 percent of the grandstand seating area</i>	
Field Dimensions	Left-330, Left Center-385, Center-400, Right Center-380, Right-305
Press Box Phone	(662) 325-3776

STAFF INFORMATION

Head Coach	Chris Lemonis (The Citadel, 1992)
Twitter	@lemo22
Record at MSU (Years)	64-19 (Two Seasons)
Career Record (Years)	205-110-2 (Six Seasons)
NCAA Appearances	4
Assistant Coach	Scott Foxhall (College of Charleston, 2004)
Years at MSU	Third Season
Twitter	@sfoxhall
Assistant Coach	Jake Gautreau (Tulane, 2011)
Years at MSU	Fourth Season
Twitter	@JakeGautreau
Camps Coordinator	Kyle Cheesebrough (Louisville, 2010)
Years at MSU	Third Season
Twitter	@k_cheesebrough
Strength Coach	Seth Diters (Springfield College, 2008)
Director of Player Development	Tyler Younger (Methodist, 2013)
Director of Operations	Roger Rodeheaver (Indiana, 2010)
Athletic Trainer	Jason Wire (St. Cloud State, 2006)
Equipment Operations	Cooper Kinnaman (Indiana, 2018)
Student Managers	Jared Chittom, Jake Coleman, Jake Faulkner Luke Freeman, Joseph Iannelli, Gavin Schmidt

MEDIA INFORMATION

Communications Contact	Greg Campbell
Twitter	@SID_Greg
Email	gcampbell@athletics.msstate.edu
Cell	(814) 876-0824
Office	(662) 325-0972
Fax	(662) 325-2563
Mailing Address	P.O. Box 5308 Mississippi State, MS 39762
Website	HailState.com/baseball
Baseball Twitter/Instagram/Facebook	@HailStateBB

2020 TEAM INFORMATION

Overall Record	12-4
Home	9-2
Road	1-2
Neutral Site	2-0
SEC Record	None
Postseason	None
SEC Tournament	None
NCAA Starkville Regional	None
NCAA Starkville Super Regional	None
College World Series	None
Lettermen Returning/Lost	24/7
Position Starters Returning/Lost	8/2
Pitchers Returning/Lost	12/2
Newcomers	19 (10 Freshmen, 9 Transfers)

PROGRAM INFORMATION

First Year of Baseball	1885 (130th season)
First Year in SEC	1933 (Charter member)
All-Time Record (Win %)	2,704-1,580-29 (.630)
All-Time SEC Record (Win %)	.959-822-3 (.539)
SEC Championships (Last)	11 (2016)
SEC Tournaments (Last)	33 (2019)
SEC Tournament Record (Win %)	66-54 (.550)
SEC Tournament Championships (Last)	7 (2012)
NCAA Tournaments (Last)	38 (2019)
NCAA Super Regionals (Last)	9 (2019)
College World Series (Last)	11 (2019)

The 2021 Mississippi State University Baseball Record Book is a publication of the MSU Athletic Communications Office and was compiled and edited by Greg Campbell. Special contributions by Austin Coats, Megan Fisher, Ryan Moreland, Gregor Ramskogler, Carmen Smith and Shelby Spurlock. Cover design by Dan Brown.

Email corrections to gcampbell@athletics.msstate.edu.

PROGRAM INFORMATION



2021 ROSTER

No.	Name	Pos.	B/T	Ht.	Wt.	Cl./Exp.	Hometown (Previous School)
2	KC Hunt	RHP	L/R	6-3	200	So./Fr.	Wycoff, N.J./Ramapo
3	Scotty Dubrule	IF	L/R	5-10	175	Gr./Sr.	Venice, Fla./Venice (Jacksonville)
4	Rowdey Jordan	OF	S/R	5-10	190	Sr./Jr.	Auburn, Ala./Auburn
5	Tanner Allen	OF	L/R	5-11	190	Sr./Jr.	Theodore, Ala./UMS- Wright Prep
6	Kamren James	IF	R/R	6-2	205	So./Fr.	Southaven, Miss./DeSoto Central
7	Brandon Smith	RHP	R/R	6-3	220	Jr./So.	Richland, Miss./Richland
8	Drew McGowan	OF	L/R	6-1	180	So./Fr.	Hopkinsville, Ky./University Heights Academy
9	Landon Jordan	IF	L/R	6-0	195	Jr./So.	Poplarville, Miss./Hancock
10	Josh Hatcher	IF/OF	L/L	6-2	200	Sr./Jr.	Albany, Ga./Lee County
11	Kellum Clark	IF	L/R	6-4	205	Fr./Fr.	Brandon, Miss./Brandon
12	Davis Meche	IF	L/R	5-10	165	Fr./Fr.	Lake Charles, La./Barbe
13	Davis Rokose	LHP	L/L	6-0	205	So./Fr.	Johns Creek, Ga./Chattahoochee
14	Riley Self	RHP	R/R	6-4	230	So./Fr.	Coldwater, Miss./Magnolia Heights School
15	Cade Smith	RHP	L/R	6-1	190	Fr./Fr.	Southaven, Miss./DeSoto Central
17	Stone Simmons	RHP	R/R	6-4	235	So./Fr.	Houston, Texas/The Kinkaid School (Furman)
18	Chase Patrick	RHP	R/R	5-9	170	Sr./Jr.	Ellaville, Ga./Schley County (Chattahoochee C.C.)
19	Logan Tanner	C	R/R	6-0	230	So./Fr.	Lucedale, Miss./George County
20	Luke Hancock	C	L/R	5-11	195	Jr./So.	Houston, Miss./Houston
23	Landon Sims	RHP	R/R	6-2	235	So./Fr.	Cumming, Ga./South Forsyth
24	Will Bednar	RHP	R/R	6-2	235	So./Fr.	Valencia, Pa./Mars Area
25	Kyte McDonald	OF	R/R	5-10	180	So./Fr.	San Antonio, Texas/ Antonian
26	Xavier Lovett	RHP	R/R	5-11	185	So./Fr.	Houston, Texas/ Westfield
27	Jackson Fristoe	RHP	R/R	6-4	210	Fr./Fr.	Paducah, Ky./Paducah Tilghman
28	Christian MacLeod	LHP	L/L	6-4	220	Jr./So.	Huntsville, Ala./Huntsville
29	Carlisle Koestler	RHP	R/R	5-11	190	Gr./Sr.	Vicksburg, Miss./Warren Central (Southeastern Louisiana)
30	Jared Shemper	LHP	R/L	6-0	205	Sr./Jr.	Germantown, Tenn./Christian Brothers (Wallace C.C.-Dothan)
31	Tanner Leggett	IF	R/R	5-10	155	Sr./Jr.	Raymond, Miss./Central Hinds Academy (Northwest Mississippi C.C.)
32	Parker Stinnett	RHP	R/R	6-1	190	Jr./So.	Oxford, Miss./Oxford (Northwest Mississippi C.C.)
33	Brad Cumbest	OF	R/R	6-5	250	Jr./So.	Hurley, Miss./East Central
34	Shane Lewis	IF	S/R	6-0	200	Fr./Fr.	Vicksburg, Miss./Warren Central
35	Preston Johnson	RHP	R/R	6-4	250	Jr./So.	Crystal Springs, Miss./Copiah Academy (Hinds C.C.)
36	Brayland Skinner	OF	L/L	5-10	175	Sr./So.	Lake Cormorant, Miss./Lake Cormorant (Northwest Mississippi C.C.)
37	Eric Cerantola	RHP	R/R	6-5	225	Jr./So.	Oakville, Ontario/Ecole Secondaire Catholique Sainte-Trinite
38	Kole Alford	LHP	R/L	6-2	175	So./Fr.	McComb, Miss./North Pike Senior (Pearl River C.C.)
39	Mikey Tepper	RHP	L/R	6-0	210	Fr./Fr.	Fort Mill, S.C./Fort Mill
40	Jaxen Forrester	RHP	R/R	6-0	195	Sr./Jr.	Spanish Fort, Ala./Spanish Fort (East Mississippi C.C.)
43	Lane Forsythe	IF	R/R	5-10	170	Fr./Fr.	Humboldt, Tenn./Trinity Christian Academy
44	Kace Garner	C	R/R	6-1	195	Jr./So.	Brandon, Miss./ Northwest Rankin (Meridian C.C.)
45	Cameron Tullar	LHP	R/L	6-1	215	Jr./So.	Brighton, Mich./Brighton (Wabash Valley (Ill.) College)
46	Austin Reed	OF	R/R	6-0	190	Fr./Fr.	Buckner, Ky./Oldham County
47	Drew Talley	RHP	R/R	6-3	220	Sr./Jr.	Huntsville, Ala./Huntsville (Wallace State C.C.-Hanceville)
48	Houston Harding	LHP	L/L	6-1	230	Sr./Jr.	Walls, Miss./Evangelical Christian School (Itawamba C.C.)
49	Corbin Grantham	OF	R/R	5-10	185	Fr./Fr.	Gainesville, Fla./Buchholz
50	Brandon Pimentel	IF/OF	L/L	6-3	220	Jr./So.	El Paso, Texas/Socorro (Howard C.C.)
51	Dylan Carmouche	LHP	S/L	6-5	225	Fr./Fr.	Denham Springs, La./LSU Laboratory
55	Spencer Price	RHP	R/R	6-2	235	Gr./Sr.	Olive Branch, Miss./DeSoto Central (Meridian C.C.)
22	Chris Lemonis - Head Coach (Second Season at Mississippi State, Sixth Overall; The Citadel, 1992)						
21	Jake Gautreau - Assistant Coach (Third Season; Tulane, 2011)						
42	Scott Foxhall - Assistant Coach (Second Season; College of Charleston, 2004)						
0	Kyle Cheesebrough - Volunteer Assistant Coach (Second Season; Louisville, 2010)						

PRONUNCIATION

Dylan Carmouche	car-MOO-sh	Rowdey Jordan	Rouw-D	Davis Meche	Mesh
Eric Cerantola	Sare-an-TOE-la	Carlisle Koestler	Car-lie-ul Kess-lur	Brandon Pimentel	Pim-in-tell
Scotty Dubrule	Duh-bruul	Chris Lemonis	Luh-MOE-niss	Davis Rokose	Row-cohs
Jaxen Forrester	Jackson Forest-er	Xavier Lovett	Pronounce the X	Mikey Tepper	Mike-EE
Jake Gautreau	Go-TRO (long o)	Christian MacLeod	Mc-CLOUD	Cameron Tullar	TUH-lur



CHRIS LEMONIS

Head Coach

The Citadel (1992)

22

Third Season

After arguably the most successful first year by a Southeastern Conference head baseball coach in conference history, Chris Lemonis begins his third season as the leader of the Mississippi State baseball program.

The 18th head coach in the storied history of the program, a journey of nearly 40 years came full circle when he was introduced on June 25, 2018 on Adkerson Plaza inside Dudy Noble Field. The son of a 1973 State graduate, Lemonis resided in Starkville as a child and now leads one of the perennial powerhouses in college baseball.

In his first season at the helm of the Diamond Dawgs, Lemonis became the winningest first-year head coach in SEC history and in the process led the 2019 edition to the second-most victories in program history at 52 (54; 1989). The 40 victories over MSU's first 50 games marked the third-most in the first 50 games of a season in program history and set the tone for State's second straight trip to the College World Series.

Lemonis became one of just three SEC head coaches to advance to the College World Series in their inaugural season in the conference, joining Jake Gibbs (Ole Miss, 1972) and fellow Diamond Dawg skipper Pat McMahon (Mississippi State, 1998).

Over his first two seasons, five Diamond Dawgs earned All-America honors and a trio of pitchers have garnered national specialty awards. Left-handed pitcher Ethan Small was tabbed the 2019 National Pitcher of the Year (College Baseball Foundation; American Baseball Coaches Association), while right-handed pitcher JT Ginn (2019) and left-handed pitcher Christian MacLeod (2020) earned back-to-back National Freshman of the Year honors. Ginn and Small each earned specialty awards from the SEC, as well, grabbing the conference's Freshman and Pitcher of the Year, respectively, in 2019.

After a school-record-tying 11 Diamond Dawgs heard their names called in the 2019 Major League Baseball First Year Player Draft, State tied for the most players drafted in the first two rounds of the 2020 MLB event. Small became the 15th Diamond Dawg taken in the first round of the MLB Draft in 2019, while Justin Foscoe and Jordan Westburg each went in the first round of the 2020 event.

Owning a head coaching record of 205-110-2, Lemonis was also a part of nearly 800 wins as an assistant coach and three trips to the College World Series. During his time at Indiana, Lemonis' teams averaged 35.3 wins per season, including a 40-win campaign during his final season in Bloomington. He averaged 39.2 victories per year during his career in an assistant role (784 wins), bolstered by a 44.9 wins-per-season average at Louisville. The Cardinals were college baseball's winningest program during that eight-year span and made the program's first three trips to Omaha.

Lemonis not only understands what it takes to get to Omaha as a coach but also as a student-athlete. A 1992 graduate of The Citadel, Lemonis added a 1990 appearance in the College World Series as a student-athlete. The appearance makes The Citadel one of just three schools in Southern Conference history (Duke, Wake Forest) and only current member of the conference to advance to Omaha.

One of the top recruiters and player development coaches in the country, Lemonis has seen success at every coaching stop. After helping his alma mater, The Citadel, to five NCAA Regional appearances in 12 seasons as an assistant coach, Lemonis joined college teammate Dan McDonald's staff at Louisville and quickly turned the Cardinals into a consistent Omaha contender.

After helping Louisville to seven postseason berths in eight years, the 2013 American Baseball Coaches Association/Baseball America Assistant Coach of the Year headed to Indiana to take his first head coaching job with the Hoosier program in 2015.

In each of his head coaching stops, Lemonis has led his team to the NCAA postseason in his first season at the helm. He helped the Hoosiers into the NCAA Tournament field during his initial season in Bloomington, before he guided Mississippi State to the College World Series in 2019 – his first season in Starkville.

Overall, Lemonis enters his 27th season as a collegiate coach in 2021, making one College World Series appearance as a head coach, taking three trips to Omaha as an assistant, earning 16 NCAA tournament berths and aiding in four 50-win seasons. His pupils have earned 30 All-America honors, 15 Freshman All-America laurels and 82 have signed professional baseball contracts, with 17 getting the call up to Major League Baseball.

RECRUITING AND DEVELOPMENT

Widely regarded as one of the elite recruiters and developers of talent in all of college baseball, a total of 95 student-athletes have been selected in the Major League Baseball Draft under Lemonis' watch, with 17 of those reaching the highest level of professional baseball.

Since arriving at Louisville for the 2006-07 academic year, Lemonis has been a part of 13 nationally-ranked recruiting classes, including his first three classes at Mississippi State. His initial Diamond Dawgs recruiting class was tabbed as the No. 12 class nationally by Baseball America and Perfect Game, while it earned the No. 9 ranking from Collegiate Baseball Newspaper. In 2019, he and his staff brought in another top-10 ranked class, finishing as high as No. 6 by Baseball America.

Over his first two seasons in Starkville, Lemonis has tutored 14 picks in the MLB First Year Player Draft, including three first rounders and one second rounder. Sixteen of Lemonis' Indiana players were taken in the MLB Draft in his final four years in Bloomington and 14 signed professional contracts. He also recruited and coached nine of the Hoosier's school-record 10 MLB Draft choices in 2019.

From 2007-14, Lemonis saw seven-straight classes ranked among the top-30 nationally, including the No. 12 national class for the 2011 recruiting cycle. In 2017, Baseball America revisited the Cardinals' 2013 class, re-ranking it No. 2 in the nation after the on-field success under Lemonis' watch. In 2018, the publication tabbed an un-ranked 2014 recruiting class – which included 2015 National Freshman of the Year and 2017 Golden Spikes Award winner Brendan McKay – as the No. 1 class in the publication's re-rankings.

Lemonis mentored and or recruited 47 student-athletes that signed professional contracts after being selected in the MLB Draft during his eight years as the top assistant and recruiting coordinator at Louisville, including a school-record 10 selections in the 2010 MLB Draft. He helped produce 10 first or second round draft choices over a seven-year span.

To date, 15 Cardinals who were recruited by and played for Lemonis have gone on to reach the big leagues. Those players include Nick Burdi, Adam Duvall, Chris Dominguez, Cody Ege, Adam Engel, Chad Green, Dean Kiekhefer, Matt Koch, Trystan Magnuson, Justin Marks, Kyle McGrath, Brendan McKay, B.J. Rosenberg, Nick Solak and Tony Zych. Over \$28 million in signing bonuses were accrued by Lemonis' Louisville draftees.

COACHING STAFF

MISSISSIPPI STATE

Inheriting a team that is coming off of a trip to the College World Series doesn't always translate into immediate success, but Lemonis was able to build off of that momentum as he began writing his chapter in Mississippi State history.

The 2020 squad was off to a 12-4 start with two wins each over Oregon State and No. 2 Texas Tech, before the season was shut down due to the COVID-19 pandemic. Though many publications didn't hand out postseason honors, Collegiate Baseball Newspaper tabbed left-handed pitcher Christian MacLeod the Co-National Freshman of the Year after he started his career 4-0 with a 0.86 ERA in four starts.

Along with the second-most single-season victories (52) during the 2019 season, his team also posted the second-best 20-, 30- and 40-game starts (18-2, 25-5, 32-8) in program history. He joined Pat McMahon as the only two Diamond Dawg dugout bosses to lead the program to the College World Series in their initial campaign and his 52 wins were the most by a first-year SEC head coach in the conference's history.

State saw four student-athletes earn first-team All-SEC, tying for the fourth-most selections in a single season in program history behind the five selections in 1949, 1971 and 1977. Left-handed pitcher Ethan Small posted one of the most dominant seasons on the mound in program history, leading the nation in strikeouts and earning National and Southeastern Conference Pitcher of the Year honors. Right-handed pitcher JT Ginn was tabbed National Freshman of the Year and Southeastern Conference Freshman of the Year.

Along with Small, Tanner Allen, Justin Foscue and Jake Mangum each earned top honors from the SEC, and Foscue, Mangum and Small each grabbed at least one first-team All-America honor. Small became Mississippi State's seventh unanimous first-team All-American, joining Jeff Brantley (1985) and Chris Stratton (2012) as the only pitchers to accomplish the feat.

On the team side of things, State's offense led the nation in doubles to mark the first time in program history the Diamond Dawgs led the NCAA in an offensive or pitching category. The 166 doubles set a school record and rank No. 4 all-time in SEC history.

INDIANA

Lemonis left a strong legacy at Indiana as he tied for the most NCAA postseason appearances by a head coach in school history and owns three of the eight all-time NCAA Tournament appearances. The Hoosiers were the only Big Ten program to appear in three NCAA Regionals during his four-year span in the conference and one of two to make back-to-back appearances from 2015-18. He became the first coach in program history to earn three NCAA regional berths in his first four years, finishing with a 141-91-2 overall record.

During his time leading the Cream and Crimson, 41 student-athletes earned Academic All-Big Ten honors, 25 were selected All-Big Ten and 14 signed professional contracts. His 2018 squad not only advanced to the NCAA Tournament, but produced a program-record 16 Academic All-Big Ten performers and three first-team All-Big Ten honorees.

The 2018 campaign saw Lemonis' squad compile a 40-19 record and earn an at-large berth as the No. 2 seed in the NCAA Austin Regional. The Hoosiers reached the regional title game after defeating Texas Southern and eliminating No. 25 Texas A&M. Indiana fell to eventual College World Series participant Texas, with a trio of Hoosiers earning all-regional honors. Eight IU student-athletes earned All-Big Ten honors – including three first teamers – representing the program's most since 2004.

The Hoosiers were among the Big Ten leaders in several categories in 2018, ranking first in earned run average (3.09), slugging percentage (.448), home runs (68) and total bases (905), second in batting average (.284) and third in runs scored (360). That season, IU was ranked by at least one of the major publications for 15 of the 16 weeks of the regular season, including nine-straight weeks in the top 15. Four Hoosiers were selected in the MLB Draft following just the eighth 40-win season in program history.

A season prior, the Hoosiers produced a 34-24-2 record and earned the No. 2 seed at the 2017 NCAA Lexington Regional. With the postseason appearance, Lemonis became the first coach in program history to make two regionals in his first three seasons as IU's skipper. Indiana finished as the highest rated RPI team in the Big Ten (34th), while seven Hoosiers garnered All-Big Ten honors.

In year two at the helm in 2016, Lemonis' club posted a 32-24 overall record and a 15-9 mark in Big Ten play. On a national level, the Hoosier pitching staff finished second in walks allowed per nine innings (2.31), fifth in WHIP (1.15) and strikeout-to-walk ratio (3.17), 11th in team ERA (3.09) and 25th in hits allowed per nine innings (8.02). Three IU student-athletes were tabbed All-Big Ten, including first-team selection Kyle Hart. The trio of Ryan Fineman, Luke Miller and Scotty Bradley each brought home all-freshman honors from the conference.

During Lemonis' debut season of 2015, Indiana won 12 of its last 17 games – nine coming against RPI top 50 teams – and earned an at-large berth into the NCAA Nashville Regional. Three Hoosiers earned a spot on the NCAA Regional all-tournament team, while two were tabbed All-Big Ten and a pair were selected to the Big Ten All-Freshman Team. Lemonis' squad owned a 12-5 mark vs. ranked opponents in 2015, including five top-15 wins.

An advocate of playing the game the right way, Lemonis' teams hold three out of the four highest single-season fielding percentages in Indiana history, including a school record mark of .979 in 2017.



THE LEMONIS FILE

Personal

Hometown:	Myrtle Beach, South Carolina
Wife:	Jill
Children:	Marissa & Mackenzie
College:	The Citadel, 1992

Coaching Career

2019-Present	Mississippi State Head Coach
2015-18	Indiana Head Coach
2007-14	Louisville Assistant Coach
2003-06	The Citadel Associate Head Coach
1995-2002	The Citadel Assistant Coach

Lemonis Year-by-Year

As a Head Coach

Yr.	School	Record	Postseason
2020	Mississippi State	12-4	**
2019	Mississippi State	52-15	College World Series
2018	Indiana	40-19	NCAA Regional
2017	Indiana	34-24-2	NCAA Regional
2016	Indiana	32-24	--
2015	Indiana	35-24	NCAA Regional

Totals	Six Seasons	205-110-2	Four NCAA Regionals
			One NCAA Super Regional
			One NCAA College World Series
			** No postseason due to COVID-19

As an Assistant Coach

2014	Louisville	50-17	College World Series
2013	Louisville	51-14	College World Series
2012	Louisville	41-22	NCAA Regional
2011	Louisville	32-29	
2010	Louisville	50-14	NCAA Regional
2009	Louisville	47-18	NCAA Super Regional
2008	Louisville	41-21	NCAA Regional
2007	Louisville	47-24	College World Series
2006	The Citadel	34-27	
2005	The Citadel	25-34	
2004	The Citadel	39-28	NCAA Regional
2003	The Citadel	32-25	
2002	The Citadel	31-26	
2001	The Citadel	38-24	NCAA Regional
2000	The Citadel	39-20	
1999	The Citadel	41-20	NCAA Regional
1998	The Citadel	37-24	NCAA Regional
1997	The Citadel	37-21	
1996	The Citadel	33-26	
1995	The Citadel	39-21	NCAA Regional

Totals	20 Seasons	784-455	12 NCAA Regionals
			Four NCAA Super Regionals
			Three College World Series



LOUISVILLE

As an assistant coach, Lemonis' imprint in elevating the Louisville program to new heights was evident. The former Cardinals' recruiting coordinator aided Louisville to three College World Series appearances (2007, 13, 14) and a 359-159 (.693) record during his eight seasons there.

Louisville was college baseball's winningest program during the eight-year span that Lemonis was on staff, including back-to-back 50-win seasons in 2013 and 2014. Following the program's first trip to the College World Series in 2013, Lemonis was named the ABCA/Baseball America Assistant Coach of the Year.

Lemonis helped the Cardinals produce 18 All-Americans, 61 all-conference selections, a trio of conference player of the year award winners, two conference newcomer of the year honorees and the first national "of the year" award winner in the program's history. Louisville won four BIG EAST championships in the school's final five years in the conference, and he saw U of L set the school record for wins in a season three different times, including a then-program-best 51 victories during the 2013 season.

Louisville became a hot bed for professional talent during Lemonis' time in the Derby City, as 40 Cardinals were selected in the MLB Draft from 2007-14 and another seven inked free agent contracts with professional teams. Of those, 15 have made it to the big leagues, including three from the 2013 College World Series team.

From 2007-2014, Louisville accomplished many program firsts on its way to becoming a perennial Omaha contender. Fourteen different Cardinals produced 43 different All-America honors, including first-team All-Americans Nick Burdi (2013 & 2014), Chris Dominguez (2009), Kyle Funkhouser (2014) and Neil Holland (2010). Dominguez and Funkhouser led a crop of nine student-athletes to earn Freshman All-America accolades under Lemonis.

Dominguez claimed the 2008 (co) and 2009 BIG EAST Player of the Year award, marking just the second time in conference history a student-athlete won back-to-back Player of the Year awards (Steve Stanley, Notre Dame; 2001-02). Burdi won the first-ever national "of the year" award when he was tabbed the nation's top closer and winner of the 2014 National Collegiate Baseball Writers Association Stopper of the Year.

Along with Dominguez, Jeff Gardner claimed the 2014 American Athletic Conference Player of the Year award, while Justin Marks (2007) and Jared Ruxer (2012) each earned BIG EAST Freshman of the Year awards. Thirty-eight different Louisville student-athletes totaled 61 all-conference honors, including a school-record 10 selections to the All-BIG EAST squads in 2012 and 2013. The 2010 (BIG EAST) and 2014 (AAC) squads each totaled a then-school-standard four first-team all-conference selections.

COACHING STAFF

The accolades for Lemonis' pupils weren't limited to the regular season, as 27 Cardinals earned a total of 29 NCAA All-Region honors. The quartet of Dominguez (2007), Justin Marks (2009), Coco Johnson (2013) and Cole Sturgeon (2014) all claimed NCAA Regional MVP honors, with the 2009 squad grabbing a program-best five all-regional honors. On the conference level, Louisville saw 16 total all-tournament honors earned by 13 different Cards.

THE CITADEL

Lemonis arrived at The Citadel as a student-athlete, transitioned into an assistant coaching role and ultimately moved his way up to associate head coach before finishing his 17-year journey on the Charleston, South Carolina campus.

During his time at The Military College of South Carolina – one of the six United State senior military colleges – the Bulldogs made six of their 13 all-time appearances in the NCAA Tournament and made the program's only appearance at the College World Series. The 1990 team is one of just three Southern Conference programs (Duke, Wake Forest) and the only active member to make it to Omaha.

Lemonis' coaching tenure spanned 12 seasons (1995-2006), included seven All-Americans and two Freshman All-Americans, saw 17 student-athletes selected in the Major League Baseball Draft and ushered in 35 offensive school records. Two of his Bulldog pupils reached the big leagues – Britt Reames and Dallas McPherson – while Philip Hartig finished his career ranked No. 7 on the NCAA's career hits chart (360; 1998-2001), with his total now No. 10 all-time in NCAA history.

He was twice tabbed All-Southern Conference during his time as a student-athlete (1989-93) and led the team in home runs on three occasions, after redshirting as a freshman and appearing in just nine games his second year on campus. Following that, Lemonis started 162 games over his final three seasons and led the Bulldogs with a .367 average, 19 doubles, 52 runs, 10 home runs and 66 RBI as senior.

A member of the 1993 All-Southern Conference Tournament team, Lemonis still ranks in the top 15 all-time at The Citadel in RBIs (152), home runs (23) and slugging percentage (.538).

PERSONAL

Lemonis and his wife, the former Jill MacEldowney, have two daughters, Marissa and Makenzie. The Myrtle Beach, South Carolina native earned his Bachelor of Science in physical education from The Citadel in 1992 and received his Master of Arts in sport management in 1994.

He is also no stranger to Starkville, as he resided on campus as a newborn during his father's time as a student at State. His father, Thomas, was a 1973 Mississippi State graduate with a degree in electrical engineering.





SCOTT FOXHALL

Assistant Coach

College of Charleston (2004)

42

Third Season

Scott Foxhall enters his 26th season in college baseball and third year on the Mississippi State baseball staff, serving as the program's pitching coach. Working alongside one another for the third season, Foxhall and Mississippi State head coach Chris Lemonis have a history, as the pair played and coached against each other at their respective alma maters for nearly a decade.

Foxhall played his final three collegiate seasons at College of Charleston, playing two seasons against Lemonis' teams at The Citadel, before the two crossed paths on the recruiting trail for the better part of a decade while assistant coaches at their alma maters.

The coaching veteran, he has made nine NCAA Tournament appearances, including five straight trips to the NCAA Regional round. Foxhall helped College of Charleston to its first-ever NCAA Super Regional in 2006 and made his first trip to the College World Series with Mississippi State in 2019. His previous coaching stints include four seasons as the pitching coach at North Carolina State (2015-18), six years at Auburn (2009-14) and 13 seasons at the College of Charleston (1996-2008).

In his first season at Mississippi State, the Diamond Dawgs pitching staff set the school record for strikeouts in a single season (718) and posted the second-most victories (52) in program history. The 2019 pitching staff ranked among the nation's top 15 in five categories, including the top 10 in strikeouts per nine innings (4th; 10.8), strikeout-to-walk ratio (7th; 3.09) and WHIP (9th; 1.23).

Left-handed pitcher Ethan Small led the NCAA in strikeouts with a program single season record 178, a total that ranks No. 5 all-time in SEC history. Small and teammate JT Ginn each posted 100-strikeout seasons in 2019, marking the fourth time in MSU history two pitchers each fanned more than 100 batters in a season.

The Greer, South Carolina, native has seen 53 of his pitchers selected in the MLB Draft, including 11 in the first 10 rounds of the draft. Of those 11, 10 student-athletes Foxhall helped place in the first 10 rounds of the MLB Draft were undrafted prospects out of high school, including Small who was taken in the first-round of the 2019 MLB Draft and earned national pitcher of the year honors.

During his time in the dugout, Foxhall has tutored 24 All-American selections, 16 Freshman All-Americans and seen six pitchers earn conference pitcher of the year honors, including two straight in Small and NC State's Brian Brown. Ginn was honored as the SEC's Freshman of the Year in 2019, as he and Small were each honored with national awards following the season.

STUDENT-ATHLETE DEVELOPMENT

Along with his student-athlete's accolades on the field, Foxhall has also seen his cohorts excel in the classroom and professionally. For his on-field success, he was named the 2019 Rod Dedeaux Foundation Teaching Professional of the Year at the American Baseball Coaches Association's convention.

Three of his former student-athletes are current Division I head coaches – Clemson's Monte Lee, UT Martin's Ryan Jenkins and Longwood's Ryan Mau – while Jordan Tiegs serves as a pitching coach in the Texas Rangers organization. Brett Harker, a former pitcher at C of C, was the head coach at Furman University, before the program was cut following the 2020 season.

Foxhall also stresses success in the classroom, boasting four CoSIDA Academic All-Americans (nine total honors), one CoSIDA Academic All-American of the Year and three conference Student-Athlete of the Year award winners.

Philip Coker was a three-time Academic All-American – twice earning first-team honors – and was named the 2006 Academic All-American of the Year after leading the College of Charleston to the NCAA Tournament and finishing his undergraduate career with a 3.93 GPA in in Biochemistry. Joey Foxhall was a three-time selection to the nation's top academic team, while Brent Anderson (twice) and Travis Howell also earned the honor for C of C.

THE FOXHALL FILE

Personal

Hometown:	Greer, South Carolina
Wife:	Laura
Children:	Kade and Kennedy
College:	College of Charleston, 2004

Coaching Career

2019-Present	Mississippi State Assistant Coach
2015-18	North Carolina State Assistant Coach
2009-14	Auburn Assistant Coach
1996-2008	College of Charleston Assistant Coach

At Auburn, Foxhall recruited and coached a pair of student-athletes that earned high academic distinction, as Ben Jones (2009) and Cory Luckie (2010) were each named the Southeastern Conference Scholar-Athlete of the Year for all sports. Then, while at NC State, Brian Brown earned both the Atlantic Coast Conference's Pitcher of the Year award and the ACC Baseball Student-Athlete of the Year Award in 2018.

MISSISSIPPI STATE

The 2020 season was off to a fast start for Foxhall's staff, as they ranked among the top 40 nationally in ERA, hits allowed per nine innings and strikeouts per nine innings pitched. Christian MacLeod was named the Co-National Freshman of the Year after starting the season with a 4-0 record and a 0.86 ERA.

MacLeod was the only freshman in the NCAA with multiple double-digit strikeout games in 2020, the only Power 5 freshman to register four-or-more victories and tied for the most strikeouts (35) among Power 5 freshmen on the season. The left-handed pitcher was an All-America and Freshman All-America pick by Collegiate Baseball Newspaper, with fellow rookie pitcher Will Bednar joining him as a Freshman All-American.

In his first season at Mississippi State, Foxhall's pitching staff finished among the national top 15 in five categories, Ethan Small led the NCAA in strikeouts and the program piled up the second-most wins (52) in program history on the way to a second-consecutive trip to the College World Series.

The 2019 season featured Small claiming national pitcher of the year honors from the American Baseball Coaches Association and College Baseball Foundation, and JT Ginn earning national freshman of the year honors from Collegiate Baseball Newspaper and Perfect Game. Ginn and Small became the fourth set of MSU teammates to pile up 100 strikeouts in the same season, as Small owned an NCAA-leading and school-record 176, and Ginn posted the second-most strikeouts in a single season by a freshman in program history with 105.

The 2019 SEC Pitcher of the Year, Small became the second Diamond Dawg in school history to lead the NCAA in a pitching category when he paced Division I in strikeouts. He joined Bobby Reed who led the NCAA with a 1.09 ERA during the 1988 season. Ginn ranked second nationally among freshmen pitchers with his 105 strikeouts on his way to winning the 2019 SEC Freshman of the Year.

As a staff, Mississippi State sat among the top 15 pitching groups in the NCAA in strikeouts per nine innings (4th; 10.8), strikeout-to-walk ratio (7th; 3.09), WHIP (9th; 1.23), hits allowed per nine innings (13th; 7.59) and ERA (15th; 3.51). The 718 strikeouts set a school standard and sat No. 2 nationally.



NORTH CAROLINA STATE

In four seasons in Raleigh, North Carolina, Foxhall helped the Wolfpack to four straight NCAA Tournament appearances and back-to-back appearances in NCAA Regional finals in 2017 and 2018. In all, 22 NC State student-athletes recruited or coached by Foxhall heard their names called in the MLB Draft, including 10 pitchers.

Foxhall's 2018 NC State staff finished second in the ACC and No. 33 nationally in ERA (3.62) and 42 victories, which were the most by a Wolfpack team since 2013. Individually, Brian Brown became the first NC State student-athlete to earn ACC Pitcher of the Year honors since 2012 on his way to second-team All-America honors. The first-team All-ACC selection was selected by the Boston Red Sox in the ninth round of the MLB Draft. Freshman Reid Johnston earned Freshman All-America and ACC All-Freshman accolades, while Joe O'Donnell was a third-team All-ACC pick.

Brown capped his career as one of the top pitchers in NC State history, finishing with a school-record 61 career starts and ranking No. 3 in with 318 career strikeouts. His career innings pitched (4th; 333.0) and career victories (6th; 25) also sat among the top 10 all-time for the Wolfpack.

Foxhall took over an NC State pitching group that would need to replace six contributors that either graduated or were selected in the MLB Draft; including all three weekend starters. He was able to mold that staff into one of the top units in the country. His 2015 group led the ACC and ranked No. 2 nationally in hits allowed per nine innings (6.97) and strikeouts per nine innings (9.4), while sitting No. 15 in the NCAA in ERA (2.95).

The 2015 Wolfpack made a run to the ACC Tournament championship game and NCAA Regional championship round. Previously undrafted pitchers Curt Britt, Jon Olczak and Brad Stone were all selected in the MLB Draft and Brown earned Freshman All-America honors. Following the season, freshman reliever Tommy DeJuncas earned a spot on the 26-man roster with the USA Baseball Collegiate National Team.

AUBURN

Foxhall spent six seasons at Auburn as the program's pitching coach and recruiting coordinator. In his final three seasons, the Tigers registered a sub-4.00 earned run average each season, including 3.40 and 3.34 marks in 2013 and 2014, respectively.

Foxhall proved himself to be a top recruiter during his time on The Plains, as his last three classes at Auburn ranked among the top 25 nationally and peaked with a ninth-place ranking ahead of the 2014 season. Foxhall also recruited future No. 1 overall pick in the 2018 MLB Draft, right-hander Casey Mize, during his time on the Tigers' coaching staff. He also saw two of his pupils earn All-America honors, while 10 were selected All-SEC, including one SEC Player of the Year.

COACHING STAFF

COLLEGE OF CHARLESTON

Foxhall's coaching career began at his alma mater, the College of Charleston, in 1996. As the Cougar pitching coach, Foxhall brought up the Southern Conference Pitcher of the Year four times, while 10 student-athletes he recruited or coached earned All-America honors and 29 Cougars were selected in the MLB Draft.

In 2008, the pitching staff led the Southern Conference in strikeouts (480) and saves (18), a year after his 2007 pitchers topped the SoCon in strikeouts (445) and opponent batting average (.275), while ranking second in the league with a 4.82 ERA.

In 2006, Foxhall's C of C staff was one of the top in the NCAA, ranking among the top 10 nationally in ERA (2nd; 3.02) and winning percentage (10th; .730), while helping the program win its first NCAA Regional title. The Cougars won three straight games to claim the NCAA Lexington Regional and are the only SoCon program in the Super Regional era (1999-present) and the first since Lemonis' 1990 team at The Citadel to advance past the regional round.

Foxhall prepped three different student-athletes to the SoCon Pitcher of the Year award, as Ryan Johnson (2004), Brett Harker (2005) and Nick Chigges (2006 & 07) each earned the award. Chigges is the only SoCon pitcher to win the conference's pitcher of the year award twice and one of just three student-athletes in conference history to earn multiple specialty awards in a career.

The Cougars own the top two marks in SoCon history for victories in a single season, as his pitching staffs helped C of C win 47 games in 2004, before claiming a conference-record 48 wins in 2005. A year later, the 2006 squad's .238 batting average against set a conference record that continues to stand.

His pupils are also responsible for the only no-hitter in program history, as Zach Piccola and Brett Harker combined to no-hit Western Carolina on March 14, 2004.

PERSONAL

Before his coaching days, Foxhall spent two seasons at Auburn before pitching for three years at the College of Charleston (1992-94). In three seasons with the Cougars, the right-hander finished his career among the school leaders in strikeouts (156), games started (28) and innings pitched (193.2), while his nine complete games still rank No. 3 all-time at College of Charleston.

Foxhall and his wife, the former Laura Ballenger, have twin children, son, Kade (13), and daughter, Kennedy (13). The native of Greer, South Carolina, holds his Bachelor of Science in education from the College of Charleston.





JAKE GAUTREAU

Assistant Coach
Tulane (2011)

21

Fourth Season

Jake Gautreau enters his fourth season on the Mississippi State baseball coaching staff, serving as the recruiting coordinator, hitting instructor and infielders coach.

Gautreau's passion for the game has enabled him to achieve success at every level of the game: high school, college, professional, and coaching. The 2019 National Assistant Coach of the Year has an unmatched passion for teaching the game and building relationships that reach far beyond the clubhouse.

On top of his National Assistant Coach of the Year honor from D1Baseball in 2019, the McAllen, Texas, native led all Texas high schoolers in home runs as a prep junior, earned All-America honors each of his three seasons at Tulane before the San Diego Padres took him with the 14th overall pick in the first round of the 2001 Major League Baseball Draft. As a professional, he rated as a top-10 prospect in the San Diego Padre's organization, before transitioning into coaching in 2009 and earning Perfect Game's Assistant Ready to Lead' distinction in 2013.

In just his time in Starkville, Gautreau has left his mark on both the recruiting and coaching side of the program. He has signing three straight nationally-ranked classes, advanced to the College World Series in both seasons it was held and helped the Bulldog offense rank among the national leaders annually.

In 2019, Gautreau saw his offensive unit rank among the top-five nationally in four different offensive categories. The Diamond Dawgs led the nation in doubles with a school-record 166 to mark the first time in program history MSU led the NCAA in an offensive or pitching category. State also ranked No. 2 in hits (755), No. 4 in runs scored (530) and No. 5 with an SEC-leading team batting average (.315).

On the awards front, he has recruited or tutored six All-Americans and eight Freshman All-Americans. In his three seasons at State, Gautreau has had seen Tanner Allen, Justin Foscue and Jake Mangum all earn All-America honors, while Allen and Rowdey Jordan have touted Freshman All-America honors. He also recruited a trio of Freshman All-American pitchers, including back-to-back National Freshman of the Year winners JT Ginn (2019) and Christian MacLeod (2020).

Gautreau has also seen four of his pupils earn first-team All-Southeastern Conference, including Mangum during each of his last two seasons on campus. Allen, Foscue and Mangum all grabbed top all-conference honors in 2019, with Mangum leading the SEC and the NCAA in hits (108). Allen (7) and Foscue (14) each elevated their home runs totals, posted 90-plus hits and drove in 60-plus runs each during their sophomore seasons.

In seven years as a collegiate coach, Gautreau has seen 33 of his pupils taken in the Major League Baseball Draft and a total of 29 have inked professional contracts. In 2010, he mentored Rob Segedin and helped turn him into a third-round pick of the New York Yankees, and eventually reach the big leagues with the Los Angeles Dodgers.

After seeing seven Bulldogs drafted in his first year on staff, a school-record-tying 11 Mississippi State student-athletes heard their names called in the MLB Draft, a total that ranked No. 3 nationally. The 2020 MLB Draft saw two of Gautreau's understudies selected in the first round. The duo of Justin Foscue and Jordan Westburg – both undrafted out of high school – were taken with the No. 14 (Texas) and No. 30 (Baltimore) overall picks to mark the second time in program history MSU had two student-athletes drafted in the first round (1985; Clark & Palmeiro).

THE GAUTREAU FILE

Personal

Hometown:	McAllen, Texas
Wife:	Erin
Children:	William and Weston
College:	Tulane, 2011

Coaching Career

2018-Present	Mississippi State Assistant Coach
2015-17	Certified Player Agent, Boras Corporation
2009-14	Tulane Assistant Coach

The recruiting trail has also been a place where Gautreau has found success, with each of his last four recruiting classes earning national accolades. His final recruiting class at Tulane was tabbed the No. 4 class in the country by Perfect Game for the 2013 cycle, while he has garnered a trio of top-25 classes in his first three cycles at State.

Gautreau helped secure a top-25 class according each of the four major recruiting services for the 2018 cycle, while his 2019 recruiting class was ranked as high as No. 5 by D1Baseball and was a consensus top-15 class. The only staff member retained by head coach Chris Lemonis upon his arrival in Starkville in 2018, Gautreau helped the Bulldogs keep first-round draft pick JT Ginn away from the Los Angeles Dodgers.

The Conference USA Hall of Famer began his coaching career at his alma mater, Tulane, and he spent five years as an assistant coach, before serving as interim head coach during the second half of the 2014 season – his final year at TU. Following his stint with the Green Wave, Gautreau spent three years as Certified Player Agent for the Boras Corporation. During his time with the Boras Corporation, he identified and evaluated talent and recruited premier amateur baseball players from across the country, along with helping them prepare for the MLB Draft.

MISSISSIPPI STATE

Gautreau has been a part of back-to-back College World Series appearances during his time at Mississippi State, marking just the second time in program history the Diamond Dawgs advanced to Omaha in consecutive seasons.

The 2020 season saw only 16 games played before the COVID-19 pandemic shut down the college baseball season, however Gautreau had five hitters boasting .300 batting averages or better. Of those five, freshman Kamren James ranked among the top rookies in the SEC in six offensive categories and was one of only seven SEC freshmen to end the season with a .300 average.

The duo of Justin Foscue and Jordan Westburg were each drafted in the first round of the MLB Draft, while JT Ginn was picked in the second round by the New York Mets. Mississippi State's three picks in the first two rounds of the draft tied for the most over the first 60 picks in the 2020 edition.

In his first two seasons overseeing the State offense, Gautreau has tutored the SEC's hits leader in each season, as Jake Mangum posted the first back-to-back 100-hit seasons in MSU history and just the fourth occurrence in SEC history. In the process, Mangum also ended his career as the SEC's all-time hits leader and finished No. 4 on the NCAA's career list with 383 hits over his four seasons. He piled up 209 of those hits over his last two seasons, including a school single-season record of 108 in 2019.

A left-handed hitter himself, he helped the left-handed freshman tandem of infielder Tanner Allen and outfielder Rowdey Jordan earn Freshman All-America honors at the conclusion of 2018. Allen, who also earned a spot on the SEC All-Freshman Team, started all 68 contests during his rookie season and hit .287 with 28 extra base hits and ranked No. 2 on the team with 45 RBIs. Jordan hit .321 during his freshman campaign, starting 51 contests and ranking No. 2 on the team with seven home runs.

The 2019 squad piled up a nation's-leading 166 doubles – the first MSU team to lead the country in an offensive category in program history – and also ranked among the top five in hits (2nd; 755), runs scored (4th; 530) and batting average (5th; .315). The doubles total also ranks No. 4 all-time in SEC history.

In 2018, Gautreau's impact was immediately apparent as a recruiter and in his approach to coaching. After a slow start at the plate, State raised its batting average nearly 20 points over the final two months of the season, leading the way in a dramatic run to the program's 10th trip to Omaha.

From February to April, MSU hit just .271 and scored 5.1 runs per game. Beginning in May, the offense saw a jump in production, hitting .289 during that stretch and scoring 7.7 runs per contest. The uptick in offensive production also saw the offense produce RBIs on a much higher level, jumping from 4.6 to 6.9 runs batted in per game, while cutting down the strikeout number by 1.5 per game.

As a recruiter, Gautreau's impact was immediately felt in Starkville, as the Bulldogs landed a top-5 class for the 2018 recruiting cycle and owned a top-10 class in 2019-20. Gautreau pulled together a consensus top-15 recruiting class in the midst of a coaching change during the 2018 cycle, earning a No. 5 ranking from D1Baseball, the No. 9 post from Collegiate Baseball Newspaper and the No. 12 spot from Baseball America and Perfect Game.

TULANE

In five seasons at his alma mater, Gautreau helped Tulane rebuild the foundation that he helped establish as a student-athlete on the Uptown campus. He led the recruiting efforts that landed the No. 4 national class during this final recruiting cycle with the program and also served as the interim head coach in 2014.

His recruiting prowess was on display as Perfect Game tabbed the 2013 signing class the No. 4 class, and for good reason, as it included three Baseball America Top-500 prospects in shortstop Stephen Alemais, catcher Jake Rogers and right-handed pitcher J.P. France. France spent his graduate transfer season at Mississippi State in 2018 and was a 14th round pick by the Houston Astros in the 2018 MLB Draft. Alemais and Rogers were both selected in the third-round of the 2016 Draft, and Rogers made his MLB debut in July 2019.

From 2010-14, he tutored some of the finest hitters to come through Tulane. In 2010, Rob Segedin boasted a .434 batting average to rank second all-time on the program's single-season charts, becoming just the fifth player in school history to top the .400 mark for a season. Along with Segedin (2010), three others joined him as being picked in the MLB Draft: Garrett Cannizaro (2013), Brennan Middleton (2013) and Jeremy Schaffer (2012).

ON-FIELD SUCCESS

His seven-year career in professional baseball saw him spend time with the San Diego Padres, Cleveland Indians and New York Mets organizations. Gautreau reached as high as Triple-A during his professional career after being drafted with the No. 14 overall pick of the 2001 Major League Baseball Draft. During his time in professional baseball, Gautreau moved from third base to second base and was named the No. 3 second base prospect in baseball by Baseball America.

During his collegiate career, Gautreau helped Tulane to 142 victories in three seasons and the program's first College World Series berth in 2001. His junior season featured a .355 batting average, 44 extra base hits and an NCAA-leading 96 RBIs. He was a Golden Spikes Award finalist and a first-team All-America selection as a junior. A two-time Conference USA Player of the Year, Gautreau was named the Conference USA Player of the Decade (1990-2000) in 2005 and was elected to the Conference USA Hall of Fame as a part of the initial induction class in 2019.

In all, Gautreau earned seven All-America honors during his time at Tulane, garnering second-team All-America as a sophomore and third-team laurels as a freshman. He was also a first-team Freshman All-American during the 1999 season. Gautreau finished his collegiate career with a .344 average with 58 home runs, 103 walks, 200 runs scored, 233 RBIs and 275 hits in three collegiate seasons.

He was also a member of the 2000 USA Baseball Collegiate National Team. Gautreau hit .348 (32-for-92) with seven doubles and four home runs to go with 20 RBI and a .576 slugging percentage. His time with Team USA also included the 2000 XXI Haarlem Baseball Week title, where he earned MVP honors in helping the Red, White, and Blue to a 6-0 record. That summer the Collegiate National Team posted a 27-3-1 record.

PERSONAL

Gautreau and his wife, the former Erin Dobyanski, have two sons, William (7) and Weston (5). Erin was a four-year letterwinner for Tulane's women's volleyball program. The McAllen, Texas, native earned his Bachelor of Arts in media arts from Tulane in 2011.





KYLE CHEESEBROUGH

0

Volunteer Assistant Coach/Camps Coordinator
Louisville (2010)

Third Season

In his third season as the program's volunteer assistant coach and camps coordinator, Kyle Cheesebrough will work alongside Mississippi State head coach Chris Lemonis for the ninth straight season in 2020.

In his 11-year career as a college assistant coach, Cheesebrough has used his experience to fill a very unique role on each staff. The former college backstop has been tasked with coaching his program's catchers, while also working with the hitters.

Cheesebrough helped Mississippi State to the College World Series in 2019 after spending four years at Indiana University (2015-18), three at the University of Louisville (2012-14) and one with the University of Pittsburgh (2011). He also spent one season as an undergraduate assistant at Louisville in 2010 while finishing his degree.

In his time as a coach, Cheesebrough has been a part of seven NCAA Tournament teams and made three trips to the College World Series. Along with helping MSU reach Omaha in his first season on staff, Cheesebrough was a part of back-to-back College World Series squads at Louisville. He also made a pair of NCAA Tournament appearances as a student-athlete at U of L, reaching the 2009 Fullerton Super Regional.

Overall, 11 student-athletes that Cheesebrough has recruited or coached have earned All-American honors, while seven others have garnered Freshman All-America status. He has worked with 62 all-conference selections during his time as a coach, which includes the trio of Tanner Allen, Justin Foscue and Jake Mangum, who each earned first-team All-SEC during the 2019 season.

The 2019 campaign saw Cheesebrough help the Bulldogs offense reach new heights. Mississippi State led the NCAA in an offensive or pitching category for the first time in program history with an NCAA-leading 166 doubles, a total that sits No. 4 all-time in SEC history, while ranking No. 2 in hits (755), No. 4 in runs scored (530) and No. 5 with an SEC-leading team batting average (.315).

Cheesebrough had a hand in 21 draft picks during the 2019 Major League Baseball First Year Player Draft, as a school-record-tying 11 Mississippi State student-athletes and program-record 10 Indiana student-athletes were selected in the draft. The MSU total ranked No. 3 nationally, while the IU total was tied for No. 5 among NCAA Division I programs. Diamond Dawg catcher Dustin Skelton was picked in the 18th round by the Miami Marlins after posting career highs in every offensive category and throwing out 20 potential base stealers.

In 11 years as a collegiate coach, Cheesebrough has heard 53 of his pupil's names called in the Major League Baseball Draft, with nine of those reaching the big leagues. In his first coaching stop at Pittsburgh, both Kevan Smith and Ray Black were selected in the seventh round and have each reached the major leagues. Seven more big leaguers came during his time at Louisville, including Nick Burdi, Cody Ege, Adam Engel, Chad Green, Matt Koch, Kyle McGrath and Nick Solak.

MISSISSIPPI STATE

While the 2020 season was cut short due to the COVID-19 pandemic, the Diamond Dawgs saw a pair of hitters drafted in the first round. Justin Foscue was taken by the Texas Rangers with the 14th overall pick, while Jordan Westburg was the 30th overall selection by the Baltimore Orioles. Add in second rounder JT Ginn to the New York Mets and MSU tied for the most picks nationally in the first two rounds of the draft.

THE CHEESEBROUGH FILE

Personal

Hometown: Rowlett, Texas
Wife: Brittany
College: Louisville, 2010

Coaching Career

2019-Present	Mississippi State Assistant Coach
2015-18	Indiana Assistant Coach
2012-14	Louisville Assistant Coach
2011	Pittsburgh Assistant Coach

In his initial season at Mississippi State, Cheesebrough tutored Dustin Skelton to a career year that saw the backstop drafted in the 18th round of the MLB Draft after setting career marks in every major offensive category. Skelton was tabbed second-team All-South Region by the American Baseball Coaches Association after hitting .314 with 10 home runs and 55 RBIs.

His catching corps threw out a SEC-best 29 potential base stealers in 2019, including 20 by Skelton. The 20 base runners caught stealing ranked No. 2 in the conference, were sixth among Power 5 catchers and were more than any Pac-12 team threw out in 2019.

The 2019 squad piled up a nation's-leading 166 doubles – the first MSU team to lead the country in an offensive category in program history – and also ranked among the top five in hits (2nd; 755), runs scored (4th; 530) and batting average (5th; .315). The doubles total also ranks No. 4 all-time in SEC history.

INDIANA

During his time at Indiana, Cheesebrough served as the programs hitting and catching coach. He was also the program's recruiting coordinator and helped the Hoosiers land three top-35 classes in four seasons. Overall, 12 Hoosier hitters earned All-Big Ten honors during his time in Bloomington and eight garnered Big Ten All-Freshman Team laurels.

In 2018, Cheesebrough helped infielder Matt Gorski and utility player Matt Lloyd earn first-team All-Big Ten, while rookie infielder Drew Ashley brought home all-freshman team honors after hitting .365 in Big Ten play. Catcher Ryan Fineman tied for the Big Ten lead with 21 runners caught stealing during the 2018 campaign, while the 30 stolen bases against were the fourth fewest among everyday starting catchers in the conference. As a team, IU compile a 40-19 record and earn an at-large berth as the No. 2 seed in the NCAA Austin Regional. The Hoosiers led the Big Ten in slugging percentage (.448), home runs (68) and total bases (905), finished second in batting average (.284) and third in runs scored (360). That season, Indiana was ranked by at least one of the major publications for 15 of the 16 weeks of the regular season, including nine-straight weeks in the top 15 on its way to just the eighth 40-win season in program history.

Indiana found itself in the NCAA Tournament field again in 2017, finishing with 34 victories and finished just two games out of first place in the conference. Four newcomers earned all-conference honors as Matt Lloyd was named second team All-Big Ten, while Matt Gorski (first base), Jeremy Houston (shortstop) and Cal Krueger (starting pitcher) each earned Freshman All-Big Ten laurels.

Cheesebrough helped lure a nationally-ranked class for the 2016 season, with many of those recruits playing a key role on the field. Scotty Bradley, Ryan Fineman and Luke Miller each earned spots on the Freshman All-Big Ten team, with Miller also honored as a freshman All-American by Collegiate Baseball. He tutored Fineman, who started 50 of Indiana's 56 games at catcher and had just 23 stolen bases against, which was third fewest in the conference.

In his first season with the Hoosiers, the program reached its third-straight NCAA Regional and owned a 12-5 vs. ranked opponents, including five top-15 wins. Cheesebrough helped guide a Hoosier offense that ranked in the top five in the Big Ten in eight statistical categories. Working with the team's catchers, he tutored Brad Hartong, who led the Big Ten in runners caught stealing (21), while hitting .303 with 70 hits and 13 doubles. Hartong was drafted by the Minnesota Twins in the 2015 MLB Draft.

LOUISVILLE

Cheesebrough returned to Louisville prior to 2012 and helped Louisville notch back-to-back College World Series appearances in 2013 and 2014. The Cardinals reached the NCAA Tournament during each of his three seasons on staff, winning 142 games during that stretch.

In each of his three seasons on the Louisville coaching staff, Cheesebrough worked with the Cardinals' catchers, including Kyle Gibson, who was named to the 2012 NCAA Tucson Regional All-Tournament Team after hitting .417 with two doubles in four games.

Overall, 17 student-athletes were drafted during Cheesebrough's time on the Louisville staff, with seven of his pupils reaching the major league level. Six Cardinals claimed All-America honors, three grabbed Freshman All-America honors and 27 were tabbed all-conference, including American Athletic Conference Player of the Year Jeff Gardner.

PITTSBURGH

In his one season at Pittsburgh in 2011, Cheesebrough worked with catcher Kevan Smith, who earned first-team All-BIG EAST honors while hitting .397 with 11 home runs and 56 RBI. Smith, who was also a quarterback for the football team, became the second Panther in program history with 80 hits, 50 RBIs and 10 home runs in the same season, as he was taken by the Chicago White Sox in the seventh round of the MLB Draft.

After winning the seventh-most games in program history in 2011, a program-record six student-athletes were taken in the MLB Draft. Ray Black joined Smith as a seventh-round selection to give the 2011 team a school-record tying two picks in the first 10 rounds of the draft.

PERSONAL

As a two-year letterwinner at Louisville, Cheesebrough helped the Cardinals advance to NCAA Regionals in two-straight seasons, including an appearance in the 2009 NCAA Super Regional. Louisville won back-to-back BIG EAST Tournament titles and claimed the 2009 BIG EAST regular season title during his time on campus.

Cheesebrough is married to the former Brittany Collins. The Rowlett, Texas, native owns a Bachelor of Science in education from the University of Louisville.





SETH DITERS

Director of Baseball Strength and Conditioning
Springfield College (2008)

Third Season

Seth Diters enters his third season at Mississippi State as the Director of Baseball Strength and Conditioning. Diters is responsible for designing and implementation of the comprehensive strength and conditioning programs for the Bulldog baseball program.

In his 12 seasons working with collegiate baseball, Diters has helped his programs to nine postseason appearances, one NCAA Division II National Runner-Up finish and a pair of trips to the NCAA College World Series. He has tutored 15 All-Americans, 11 Freshman All-Americans and 48 Major League Baseball draft picks, including three that have reached the big leagues.

In his first season in Starkville, Diters helped Mississippi State reach the College World Series, working with a quartet of All-Americans – including National Pitcher of the Year Ethan Small – along with tutoring the National Freshman of the Year in JT Ginn. At season's end, the Diamond Dawgs had a school-record-tying 11 student-athletes drafted in the MLB First Year Player Draft.

While the 2020 season was cut short, Diters worked saw three of his pupils selected in the abbreviated MLB Draft. Justin Foscoe was taken with the 14th overall pick by the Texas Rangers in the first round, while Jordan Westburg was the 30th overall pick in the Competitive Balance A round. Ginn was taken in the second round to give MSU a nation's best three student-athletes selected in the first two rounds of the 2020 draft.

Prior to joining MSU, Diters spent three seasons at Florida State working directly with the baseball program, while also overseeing the graduate practicum students. The Seminoles advanced to the NCAA Tournament in each of his three seasons on the Tallahassee campus, including a trip to the 2017 College World Series. FSU piled up 40 wins and finished among the top 25 at season's end all three years, including a No. 6 showing in 2017.

Over three seasons, 16 Noles heard their name called in the MLB Draft and the 2018 team saw nine student-athletes taken in the MLB Draft, which were the most for the program since the 1995 class had 10 picks. On the awards front, he helped six student-athletes earn All-America honors and five garner Freshman All-America accolades during his time in Tallahassee.

Before arriving at Florida State, Diters served as the assistant strength and conditioning coach at Maryland for three years where he worked directly with baseball, wrestling, women's soccer, as well as the men's and women's golf programs. Along with his team responsibilities, Diters served as the point of contact for the Terrapins' strength and conditioning internship program.

In three seasons with the Terps, Diters saw his pupils earn a pair of All-America honors and three Freshman All-America laurels. Of his 15 Maryland student-athletes selected in the MLB Draft, three have reached the big leagues. Brandon Lowe starred for the Tampa Bay Rays in 2019, earning American League All-Star status in his first full season in the majors.

The 2014 and 2015 Terrapin teams put together back-to-back 40-win seasons and advanced to the NCAA Super Regional round each year. Mike Shawarzyn earned first-team All-America honors in 2015, becoming the first since 2002 and just the seventh UMD baseball student-athlete all-time to earn a spot on the top All-America team. In 2019, Shawarzyn and LaMonte Wade both reached the big leagues.

Diters received his Master of Science in educational leadership and sports management at Winona State University while serving as the graduate assistant strength and conditioning coach with the Warriors' baseball, men's basketball, softball and gymnastics programs. Additionally, he assisted with the Winona State football program during his time in southeast Minnesota.


The baseball program posted one of the most successful stretches in program history, piling up 107 wins over three seasons and finishing as the NCAA Division II National Runner-Up in 2011. The 42 wins in 2011 are tied for the second most in program history. The 2010 team had one of the most successful offensive attacks in school history, finishing second in program history in runs scored (435), home runs (70) and doubles (121). Three of the six Division II postseason appearances came from 2010-12, while the Warriors saw just the second-even student-athlete selected in the MLB Draft in 2011 with Tony Mueller was picked in the 13th round by Atlanta.

His first opportunity at the NCAA Division I level came at Iowa where he began as an intern before earning part-time status as an assistant strength and conditioning coach. After working with the Hawkeyes' 21 Olympic sports programs in his first year, he was able to concentrate his efforts on baseball, cheerleading and the men's and women's track and field programs for the Hawkeyes.

Diters gained his first experience in the field at Binghamton University during the summer of 2007 as he implemented the strength and conditioning programs for men's and women's basketball. He also worked with the Maximum Athletic Performance Camp, helping develop middle school and high school aged athletes.

Certified by the National Strength and Conditioning Association as a certified strength and conditioning specialist (CSCS), Diters also owns certifications from the United States of America Weightlifting Sports Performance Coaches and the American Red Cross in first aid, CPR and AED.

Diters is married to the former Christy Pollner, they have one daughter, Erin (2). The Gilbertsville, New York, native earned his bachelor's degree in exercise science from Springfield (Mass.) College in 2008.



ROGER RODEHEAVER

Coordinator of Baseball Operations
Indiana (2010)

Third Season

In his third season as the coordinator of baseball operations at Mississippi State, Roger Rodeheaver has been around college baseball since his time as a student-athlete at Indiana University. His responsibilities include budgeting, schedule coordination, team travel and oversight of various parts of the day-to-day operation of the program.

His first season at State saw him coordinate the opening of the team spaces inside the new \$68-million Dudy Noble Field, working with the construction management group to ensure team spaces were fully operational. He also coordinated all aspects of team travel during the 2019 College World Series season. In year two, Rodeheaver helped the Diamond Dawgs return to the Mississippi Gulf Coast and the home of the Biloxi Shuckers for a two-game series with Texas Tech.

From 2012-18, Rodeheaver filled a variety of roles for the baseball program at his alma mater. During his seven years on the baseball staff at IU, he spent five seasons as the director of baseball operations and two seasons as the programs volunteer assistant coach. During his five seasons as the director of operations at Indiana, Rodeheaver was responsible for budgeting, scheduling, travel coordination and video breakdown.

Prior to his operations role, Rodeheaver served as Indiana's volunteer assistant coach in 2012 and 2013. He worked extensively with the outfielders and served as the first base coach during his time in the position. Rodeheaver also assumed travel coordination duties for the 2013 campaign, the year the Hoosiers advanced to the College World Series.

As a student-athlete at IU, Rodeheaver posted a career batting average of .316 while cranking out 21 home runs, 115 RBI and 33 doubles. He was drafted in the 36th Round by the Philadelphia Phillies in the 1998 Major League Baseball Draft and played three seasons of professional baseball.

Rodeheaver is married to the former Amy Hill, and the couple has one son, Nolan (7). The Morgantown, West Virginia, native owns bachelor's and master's degrees from Indiana University.



JASON WIRE

Associate Athletic Trainer
St. Cloud State (2006)

11th Season

Jason Wire is in his 11th season as an athletic trainer for the Mississippi State athletic department, as he joined the department in September of 2010.


During his time with the program, Wire has been a part of eight NCAA Tournament teams and seen the program advance to the College World Series on three occasions.

Prior to arriving in Starkville, Wire spent a year in professional baseball working in the Baltimore Orioles organization. He spent one season as the athletic trainer and head strength and conditioning coach for the Delmarva Shorebirds, the Class A affiliate in the Atlantic League.

While earning his graduate degree, Wire spent two years at San Jose State and handled the athletic training needs of the Spartan's baseball, men's and women's soccer and women's tennis programs.

A member of the National Athletic Trainers' Association, Wire began his career in the athletic training field as a student at St. Cloud State, working with the Husky's baseball, football and hockey programs.

Wire married to the Sarah Williams, who is an athletic trainer for MSU's Longest Student Health Center. The couple was married in October 2015. The St. Cloud, Minnesota native owns his bachelor's degree in kinesiology from St. Cloud State University and his graduate degree in athletic training from San Jose State University.



TYLER YOUNGER

Coordinator of Player Development
Methodist College (2013)

Third Season

Tyler Younger enters his third season on the Mississippi State baseball staff as the coordinator of player development. He is charged with assisting Major League Baseball scouts, working with the program's alumni, and analyzing data to aid in opponent scouting.

While the 2020 season was cut short, Mississippi State saw three more student-athletes taken in the Major League Baseball Draft, including the infield duo of Justin Foscue and Jordan Westburg in the first round. Right-handed pitcher JT Ginn was a second round pick, tying MSU for the most picks in the first two rounds of the 2020 MLB Draft.

In his first season with the program, the Diamond Dawgs saw a school-record-tying 11 student-athletes selected in the MLB Draft. The 11 draft picks ranked No. 3 nationally, with three of those picks coming in the first 10 rounds. Ethan Small became the 15th MSU student-athlete selected in the first round when Milwaukee took him with the 28th overall pick.

Younger spent the 2017 and 2018 seasons at Gulf Coast State College as an assistant coach. During his time at Gulf Coast, Younger worked with the hitters and served as the program's recruiting coordinator. In two seasons, Younger helped 16 student-athletes move on to four-year schools, with 10 of those heading to Division I universities.

He spent one season at Bradley University as the volunteer assistant coach, working with the catchers and hitters. That season the Braves won 29 games and advanced to the semifinals of the Missouri Valley Conference Baseball Championship.

During the summer of 2015, Younger served as the bullpen coach and opponent liaison for the USA Baseball Collegiate National Team. Along with running the bullpen activities during games, Younger also assisted with the setup and execution of team drills for the program.

Prior to his experience with USA Baseball, Younger spent two years as a graduate student manager at NC State, where he helped the Wolfpack to 68 wins during his two seasons and an appearance in the 2015 NCAA Fort Worth Regional. Among his duties at NC State, Younger set up and assisted with drills, threw batting practice and hit ground balls to infielders.

Younger served as an assistant coach for the Coastal Plains League Florence Red Wolves during the summer of 2014. Serving a wide variety of duties for Florence, Younger helped the Red Wolves to a runner-up finish in the CPL championship series. Led by CPL Pitcher of the Year Mike Morrison and Hitter of the Year Gene Cone, the Red Wolves completed the 2014 campaign with a 41-23 record.

A four-year baseball letterwinner at Methodist University from 2009-13, Younger was a four-time USA South Academic All-Conference selection. He earned the 2012-13 Male Scholar-Athlete of the Year award and was the 2012-13 Methodist University Physical Education and Health Education Major of the Year.

Younger is married to the former Shannon Johnson and the couple has one daughter, Olivia (1).

The Chatham, Virginia, native earned his bachelor's degree in physical education and health education from Methodist University. He also owns his master's degree in parks, recreation and tourism management with a concentration in sport management from North Carolina State University.



BOBBY AUSTIN

Graduate Assistant Coach
North Carolina State (2019)

Second Season

Bobby Austin is in his second season as the graduate assistant coach at Mississippi State University, after spending five years with the baseball program at NC State and the last three summers with USA Baseball.

As an undergraduate assistant coach for the Wolfpack, Austin filled a variety of roles with the program from 2015-19. Along with his duties of organizing the setup of practice, he also assisted the coaching staff in the formation of scouting reports and aided in the operational side of the program.

Over three summers, Austin was a part of the USA Baseball organization, serving in a task force role for the 2019 Collegiate National Team and the 2016 and 2017 Tournament of Stars, and as the coordinator for the 2018 18U National Team.


In 2019, Austin was a part of the Collegiate National Team along with Bulldog head coach Chris Lemonis, and student-athletes Tanner Allen and Justin Foscue. He assisted with many of the operational needs of the program, including gear distribution, scheduling and practice planning.

His role as coordinator for the 18U National Team in 2018 saw him coordinate travel, assist in operational needs and provided on-site support for many of the USA Baseball events. From 2016-17, Austin served as a task force member for the Tournament of Stars each season. During those events, he helped organize schedules execute workout and evaluations of participants.

The Wake Forest, North Carolina native earned his bachelor's degree in sport management with a minor in business administration from NC State University.



38



Kole Alford
LHP | 6-2 | 175
R/L | Jr./So.
McComb, Miss.

5



Tanner Allen
OF | 5-11 | 190
L/R | Sr./Jr.
Theodore, Ala.

24




Will Bednar
RHP | 6-2 | 235
R/R | So./Fr.
Valencia, Pa.

51



Dylan Carmouche
LHP | 6-5 | 225
S/L | Fr./Fr.
Denham Springs, La.

37



Eric Cerantola
RHP | 6-5 | 225
R/R | Jr./So.
Oakville, Ontario

11



Kellum Clark
IF | 6-4 | 205
L/R | Fr./Fr.
Brandon, Miss.

33



Brad Cumbest
OF | 6-5 | 250
R/R | Jr./So.
Hurley, Miss.

3



Scotty Dubrule
IF | 5-10 | 175
L/R | Gr./Sr.
Venice, Fla.

40



Jaxen Forrester
RHP | 6-0 | 195
R/R | Sr./Jr.
Spanish Fort, Ala.

43



Lane Forsythe
IF | 5-10 | 170
R/R | Jr./Fr.
Humbolt, Tenn.

27



Jackson Fristoe
RHP | 6-4 | 210
R/R | Fr./Fr.
Paducah, Ky.

44



Kace Garner
C | 6-1 | 195
R/R | Jr./So.
Brandon, Miss.

49



Corbin Grantham
OF | 5-10 | 185
R/R | Fr./Fr.
Gainesville, Fla.

20




Luke Hancock
C | 5-11 | 195
L/R | Jr./So.
Houston, Miss.

48



Houston Harding
LHP | 6-1 | 230
L/L | Sr./Jr.
Walls, Miss.

10



Josh Hatcher
IF/OF | 6-2 | 200
L/L | Sr./Jr.
Albany, Ga.

2




KC Hunt
RHP | 6-3 | 200
L/R | So./Fr.
Wycoff, N.J.

6



Kamren James
IF | 6-2 | 205
R/R | So./Fr.
Southaven, Miss.

35



Preston Johnson
RHP | 6-4 | 250
R/R | Jr./So.
Crystal Springs, Miss.

9



Landon Jordan
IF | 6-0 | 195
L/R | Jr./So.
Poplarville, Miss.

4



Rowdey Jordan
OF | 5-10 | 190
S/R | Sr./Jr.
Auburn, Ala.

29



Carlisle Koestler
RHP | 5-11 | 190
R/R | Gr./Sr.
Vicksburg, Miss.

31



Tanner Leggett
IF | 5-10 | 155
R/R | Sr./Jr.
Raymond, Miss.

34



Shane Lewis
IF | 6-0 | 200
S/L | Fr./Fr.
Vicksburg, Miss.

26



Xavier Lovett
RHP | 5-11 | 185
R/R | So./Fr.
Houston, Texas.



28

**Christian MacLeod**

LHP | 6-4 | 220
L/L | Jr./Fr.
Huntsville, Ala.

25

**Kyte McDonald**

OF | 5-10 | 180
R/R | So./Fr.
San Antonio, Texas

8

**Drew McGowan**

OF | 6-1 | 180
L/R | So./Fr.
Hopkinsville, Ky.

12

**Davis Meche**

IF | 5-10 | 175
L/R | Fr./Fr.
Lake Charles, La.

18

**Chase Patrick**

RHP | 5-9 | 170
R/R | Sr./Jr.
Ellaville, Ga.

50

**Brandon Pimentel**

IF/OF | 6-3 | 220
L/L | Jr./So.
El Paso, Texas

55

**Spencer Price**

RHP | 6-2 | 235
R/R | Gr./Sr.
Olive Branch, Miss.

46

**Austin Reed**

OF | 6-0 | 190
R/R | Fr./Fr.
Buckner, Ky.

13

**Davis Rokose**

LHP | 6-0 | 205
L/L | So./Fr.
Johns Creek, Ga.

14

**Riley Self**

RHP | 6-4 | 230
R/R | Gr./Sr.
Coldwater, Miss.

30

**Jared Shemper**

LHP | 6-0 | 205
R/L | Sr./Jr.
Germantown, Tenn.

17

**Stone Simmons**

RHP | 6-4 | 235
R/R | So./Fr.
Houston, Texas

23

**Landon Sims**

RHP | 6-2 | 235
R/R | So./Fr.
Cumming, Ga.

36

**Brayland Skinner**

OF | 5-10 | 175
L/L | Sr./So.
Lake Cormorant, Miss.

7

**Brandon Smith**

RHP | 6-3 | 220
R/R | Jr./So.
Richland, Miss.

15

**Cade Smith**

RHP | 6-1 | 190
L/R | Fr./Fr.
Southaven, Miss.

32

**Parker Stinnett**

RHP | 6-1 | 190
R/R | Jr./So.
Oxford, Miss.

47

**Drew Talley**

RHP | 6-3 | 220
R/R | Sr./So.
Huntsville, Ala.

19

**Logan Tanner**

C | 6-0 | 230
R/R | So./Fr.
Lucedale, Miss.

39

**Mikey Tepper**

RHP | 6-0 | 210
L/R | Fr./Fr.
Fort Mill, S.C.

45

**Cam Tullar**

LHP | 6-1 | 215
R/L | Jr./So.
Brighton, Mich.

5 | **Tanner Allen** | IF | Sr./Jr. | L/R | Theodore, Ala. | UMS-Wright Prep

Major: Kinesiology



36th Round (2017)



34th Round (2019)



Collegiate National Team (2019)

ALLEN'S CAREER STATISTICS

	Avg	GP-GS	AB	R	H	2B	3B	HR	RBI	TB	SLG%	BB	HBP	SO	GDP	OB%	SF	SH	SB-ATT	PO	A	E	FLD%
2018	.287	68-68	275	42	79	18	5	5	45	122	.444	27	2	62	6	.353	2	2	0-2	329	23	6	.983
2019	.349	67-67	275	56	96	23	1	7	66	142	.516	34	6	37	4	.426	4	1	1-2	534	37	2	.997
2020	.240	8-7	25	6	6	2	1	0	5	10	.400	5	1	4	1	.387	0	0	0-0	10	1	0	1.000
CAREER	.315	143-142	575	104	181	43	7	12	116	274	.477	66	9	103	11	.390	6	3	1-4	873	61	8	.992

24 | **Will Bednar** | RHP | So./Fr. | R/R | Valencia, Pa. | Mars Area

Major: Business Administration

BEDNAR'S CAREER STATISTICS

	ERA	W-L	App	GS	CG	SHO/CBO	SV	IP	H	R	ER	BB	SO	2B	3B	HR	BF	BAA	WP	HBP	BK	SFA	SHA
2020	1.76	0-0	4	1	0	0/1	1	15.1	9	3	3	6	23	3	0	0	63	.161	2	1	0	0	0
CAREER	1.76	0-0	4	1	0	0/1	1	15.1	9	3	3	6	23	3	0	0	63	.161	2	1	0	0	0

37 | **Eric Cerantola** | RHP | Jr./So. | R/R | Oakville, Ontario | Ecole Secondaire Catholique Sainte-Trinite

Major: Management



30th Round (2018)

Pan Am Games (2019)
Canadian U18 National Team

CERANTOLA'S CAREER STATISTICS

	ERA	W-L	App	GS	CG	SHO/CBO	SV	IP	H	R	ER	BB	SO	2B	3B	HR	BF	BAA	WP	HBP	BK	SFA	SHA
2019	4.30	3-0	11	4	0	0/0	0	14.2	8	9	7	11	21	3	0	0	70	.151	2	5	1	0	0
2020	3.18	1-1	4	4	0	0/0	0	17.0	17	9	6	11	22	8	1	0	79	.262	8	2	0	0	1
CAREER	3.69	4-1	15	8	0	0/0	0	31.2	25	18	13	22	43	11	1	0	149	.212	10	7	1	0	1

33 | **Brad Cumbest** | OF | Jr./So. | R/R | Hurley, Miss. | East Central

Major: Interdisciplinary Studies

CUMBEST'S CAREER STATISTICS

	Avg	GP-GS	AB	R	H	2B	3B	HR	RBI	TB	SLG%	BB	HBP	SO	GDP	OB%	SF	SH	SB-ATT	PO	A	E	FLD%
2019	.286	33-8	49	9	14	4	0	1	11	21	.429	3	2	12	1	.345	1	0	0-0	6	0	0	1.000
2020	.130	11-6	23	2	3	1	0	1	1	7	.304	1	0	10	1	.167	0	0	0-0	9	0	0	1.000
CAREER	.236	44-14	72	11	17	5	0	2	12	28	.389	4	2	22	2	.291	1	0	0-0	15	0	0	1.000

3 | **Scotty Dubrule** | IF | Gr./Sr. | L/R | Venice, Fla. | Venice (Jacksonville)

Major: Workforce Education Leadership (master's)



B.A. Sports Business (2020; Jacksonville University)

DUBRULE'S CAREER STATISTICS

	Avg	GP-GS	AB	R	H	2B	3B	HR	RBI	TB	SLG%	BB	HBP	SO	GDP	OB%	SF	SH	SB-ATT	PO	A	E	FLD%
2017*	.281	59-59	228	38	64	7	0	0	26	71	.311	22	1	25	4	.345	1	7	6-10	94	143	9	.963
2018*	.348	61-61	244	39	85	11	3	0	54	102	.418	27	2	21	2	.409	6	4	5-7	100	170	15	.947
2019*	.307	59-59	231	41	71	10	1	0	29	83	.359	37	2	28	7	.404	2	4	5-8	91	142	9	.963
2020*	.426	18-18	68	20	29	5	0	1	6	37	.544	10	0	5	0	.500	0	1	3-4	33	39	1	.986
CAREER	.323	197-197	771	138	249	33	4	1	115	293	.380	96	5	79	13	.397	9	16	19-29	318	494	34	.960

*Statistics from Jacksonville University

40 | **Jaxen Forrester** | RHP | Sr./Jr. | R/R | Spanish Fort, Ala. | Spanish Fort (East Mississippi C.C.)

Major: Kinesiology

FORRESTER'S CAREER STATISTICS

	ERA	W-L	App	GS	CG	SHO/CBO	SV	IP	H	R	ER	BB	SO	2B	3B	HR	BF	BAA	WP	HBP	BK	SFA	SHA
2020	2.57	0-0	7	0	0	0/0	0	7.0	5	2	2	3	9	1	0	0	28	.200	3	0	0	0	0
CAREER	2.57	0-0	7	0	0	0/0	0	7.0	5	2	2	3	9	1	0	0	28	.200	3	0	0	0	0

CAREER STATISTICS



20 | Luke Hancock | C | Jr./So. | L/R | Houston, Miss. | Houston

Major: Business Administration

HANCOCK'S CAREER STATISTICS

	Avg	GP-GS	AB	R	H	2B	3B	HR	RBI	TB	SLG%	BB	HBP	SO	GDP	OB%	SF	SH	SB-ATT	PO	A	E	FLD%
2019	.326	26-12	43	9	14	4	0	0	14	18	.419	11	3	10	2	.483	1	1	0-0	43	7	1	.980
2020	.231	9-8	26	0	6	2	0	0	3	8	.308	2	1	4	0	.310	0	0	0-0	39	7	2	.958
CAREER	.290	35-20	69	9	20	6	0	0	17	26	.377	13	4	14	2	.425	1	1	0-0	82	14	3	.970

48 | Houston Harding | LHP | Sr./Jr. | L/L | Walls, Miss. | Evangelical Christian School (Itawamba C.C.)

Major: Business Economics

HARDING'S CAREER STATISTICS

	ERA	W-L	App	GS	CG	SHO/CBO	SV	IP	H	R	ER	BB	SO	2B	3B	HR	BF	BAA	WP	HBP	BK	SFA	SHA
2020	2.79	1-0	2	2	0	0/0	0	9.2	6	6	3	3	11	0	0	1	41	.158	0	0	0	0	0
CAREER	2.79	1-0	2	2	0	0/0	0	9.2	6	6	3	3	11	0	0	1	41	.158	0	0	0	0	0

10 | Josh Hatcher | IF/OF | Sr./Jr. | L/L | Albany, Ga. | Lee County

Major: Marketing



39th Round (2017)

HATCHER'S CAREER STATISTICS

	Avg	GP-GS	AB	R	H	2B	3B	HR	RBI	TB	SLG%	BB	HBP	SO	GDP	OB%	SF	SH	SB-ATT	PO	A	E	FLD%
2018	.259	48-44	174	25	45	4	0	3	16	58	.333	20	4	47	5	.345	2	4	4-5	209	13	0	1.000
2019	.321	45-28	106	15	34	6	2	3	21	53	.500	9	1	26	1	.379	0	0	3-4	13	1	1	.933
2020	.311	16-16	61	10	19	4	1	2	9	31	.508	3	0	10	1	.338	1	1	2-2	107	15	3	.976
CAREER	.287	109-88	341	50	98	14	3	8	46	142	.416	32	5	83	7	.354	3	5	9-11	329	29	4	.989

2 | KC Hunt | RHP | So./Fr. | L/R | Wycoff, N.J. | Ramapo

Major: Kinesiology

HUNT'S CAREER STATISTICS

	ERA	W-L	App	GS	CG	SHO/CBO	SV	IP	H	R	ER	BB	SO	2B	3B	HR	BF	BAA	WP	HBP	BK	SFA	SHA
2020	16.20	0-0	1	1	0	0/0	0	1.2	2	3	3	2	1	0	0	0	10	.400	2	1	0	2	0
CAREER	16.20	0-0	1	1	0	0/0	0	1.2	2	3	3	2	1	0	0	0	10	.400	2	1	0	2	0

6 | Kamren James | IF | So./Fr. | R/R | Southaven, Miss. | DeSoto Central

Major: Business Administration

JAMES' CAREER STATISTICS

	Avg	GP-GS	AB	R	H	2B	3B	HR	RBI	TB	SLG%	BB	HBP	SO	GDP	OB%	SF	SH	SB-ATT	PO	A	E	FLD%
2020	.308	15-14	52	3	16	3	0	1	12	22	.423	3	0	10	0	.339	1	0	1-1	5	16	4	.840
CAREER	.308	15-14	52	3	16	3	0	1	12	22	.423	3	0	10	0	.339	1	0	1-1	5	16	4	.840

9 | Landon Jordan | IF | Jr./So. | L/R | Poplarville, Miss. | Hancock

Major: Kinesiology

L. JORDAN'S CAREER STATISTICS

	Avg	GP-GS	AB	R	H	2B	3B	HR	RBI	TB	SLG%	BB	HBP	SO	GDP	OB%	SF	SH	SB-ATT	PO	A	E	FLD%
2019	.328	35-11	61	17	20	3	0	1	11	26	.426	6	1	9	2	.397	0	0	4-4	9	13	0	1.000
2020	.182	14-10	33	4	6	0	0	0	0	6	.182	8	0	7	1	.341	0	1	0-1	1	1	0	1.000
CAREER	.277	49-21	94	21	26	3	0	1	11	32	.340	14	1	16	3	.376	0	1	4-5	10	14	0	1.000

4 | Rowdey Jordan | OF | Sr./Jr. | S/R | Auburn, Ala. | Auburn

Major: Finance

R. JORDAN'S CAREER STATISTICS

	Avg	GP-GS	AB	R	H	2B	3B	HR	RBI	TB	SLG%	BB	HBP	SO	GDP	OB%	SF	SH	SB-ATT	PO	A	E	FLD%
2018	.321	57-51	193	39	62	15	1	7	37	100	.518	21	4	40	4	.390	5	3	2-2	87	2	4	.957
2019	.290	67-66	255	55	74	15	0	6	49	107	.420	30	4	43	3	.370	3	2	11-13	95	1	1	.990
2020	.308	16-16	65	17	20	2	0	0	6	22	.338	10	0	14	1	.395	1	0	3-4	31	0	2	.939
CAREER	.304	140-133	513	111	156	32	1	13	92	229	.446	61	8	97	8	.381	9	5	16-19	213	3	7	.969



29 | **Carlisle Koestler** | RHP | Gr./Sr. | R/R | Vicksburg, Miss. | Warren Central (Southeastern Louisiana) | **Major:** Administration (*master's*)



B.A. General Studies (2019; *Southeastern Louisiana University*)
M.S. Workforce Education Leadership (2020; *Mississippi State University*)

KOESTLER'S CAREER STATISTICS

	ERA	W-L	App	GS	CG	SHO/CBO	SV	IP	H	R	ER	BB	SO	2B	3B	HR	BF	BAA	WP	HBP	BK	SFA	SHA
2017*	5.03	4-5	17	13	0	0/0	1	68.0	60	47	38	29	56	12	1	9	309	99.000	6	4	0	0	4
2018*	2.68	7-1	16	14	0	0/0	1	87.1	70	28	26	13	73	12	0	5	341	99.000	2	7	0	2	2
2019*	4.12	2-1	4	4	0	0/1	0	24.0	22	14	11	3	19	6	0	1	97	99.000	1	0	0	2	1
2020	4.42	0-1	5	3	0	0/0	0	18.1	18	9	9	5	13	4	0	1	78	.254	0	1	1	0	1
MSU	4.42	0-1	5	3	0	0/0	0	18.1	18	9	9	5	13	4	0	1	78	.254	0	1	1	0	1
CAREER	3.82	13-8	42	34	0	0/1	2	197.2	170	98	84	50	161	34	1	16	825	2.394	9	12	1	4	8

*Statistics from *Southeastern Louisiana University*

31 | **Tanner Leggett** | IF | Sr./Jr. | R/R | Raymond, Miss. | Central Hinds Academy (Northwest Mississippi C.C.) | **Major:** Business Administration

LEGGETT'S CAREER STATISTICS

	Avg	GP-GS	AB	R	H	2B	3B	HR	RBI	TB	SLG%	BB	HBP	SO	GDP	OB%	SF	SH	SB-ATT	PO	A	E	FLD%
2020	.118	10-5	17	3	2	0	0	0	0	2	.118	2	1	8	0	.250	0	0	0-1	4	3	0	1.000
CAREER	.118	10-5	17	3	2	0	0	0	0	2	.118	2	1	8	0	.250	0	0	0-1	4	3	0	1.000

28 | **Christian MacLeod** | LHP | Jr./So. | L/L | Huntsville, Ala. | Huntsville | **Major:** Finance

MACLEOD'S CAREER STATISTICS

	ERA	W-L	App	GS	CG	SHO/CBO	SV	IP	H	R	ER	BB	SO	2B	3B	HR	BF	BAA	WP	HBP	BK	SFA	SHA
2020	0.86	4-0	4	4	0	0/1	0	21.0	9	2	2	6	35	2	0	0	78	.127	3	0	0	1	0
CAREER	0.86	4-0	4	4	0	0/1	0	21.0	9	2	2	6	35	2	0	0	78	.127	3	0	0	1	0

8 | **Drew McGowan** | OF | So./Fr. | L/R | Hopkinsville, Ky. | University Heights Academy | **Major:** Finance

MCGOWAN'S CAREER STATISTICS

	Avg	GP-GS	AB	R	H	2B	3B	HR	RBI	TB	SLG%	BB	HBP	SO	GDP	OB%	SF	SH	SB-ATT	PO	A	E	FLD%
2020	.100	8-4	10	0	1	0	0	0	0	1	.100	0	0	4	0	.100	0	0	0-0	7	0	0	1.000
CAREER	.100	8-4	10	0	1	0	0	0	0	1	.100	0	0	4	0	.100	0	0	0-0	7	0	0	1.000

18 | **Chase Patrick** | RHP | Sr./Jr. | R/R | Elaville, Ga. | Schley County (Chattahoochee C.C.) | **Major:** Business Administration

PATRICK'S CAREER STATISTICS

	ERA	W-L	App	GS	CG	SHO/CBO	SV	IP	H	R	ER	BB	SO	2B	3B	HR	BF	BAA	WP	HBP	BK	SFA	SHA
2020	4.50	2-0	4	0	0	0/0	0	6.0	4	3	3	3	7	0	0	1	23	.200	0	0	0	0	0
CAREER	4.50	2-0	4	0	0	0/0	0	6.0	4	3	3	3	7	0	0	1	23	.200	0	0	0	0	0

50 | **Brandon Pimentel** | IF/OF | Jr./So. | L/L | El Paso, Texas | Socorro (Howard C.C.) | **Major:** Business Administration

PIMENTEL'S CAREER STATISTICS

	Avg	GP-GS	AB	R	H	2B	3B	HR	RBI	TB	SLG%	BB	HBP	SO	GDP	OB%	SF	SH	SB-ATT	PO	A	E	FLD%
2020	.184	14-13	49	5	9	1	0	1	8	13	.265	6	1	16	0	.286	0	0	2-3	22	0	0	1.000
CAREER	.184	14-13	49	5	9	1	0	1	8	13	.265	6	1	16	0	.286	0	0	2-3	22	0	0	1.000

55 | **Spencer Price** | RHP | Gr./Sr. | R/R | Olive Branch, Miss. | DeSoto Central (Meridian C.C.) | **Major:** Undeclared (*master's*)



B.S. Kinesiology (2019)
M.S. Workforce Education Leadership (2020)

PRICE'S CAREER STATISTICS

	ERA	W-L	App	GS	CG	SHO/CBO	SV	IP	H	R	ER	BB	SO	2B	3B	HR	BF	BAA	WP	HBP	BK	SFA	SHA
2017	2.91	4-1	31	0	0	0/2	14	34.0	24	13	11	19	40	3	1	2	148	.197	4	2	0	0	5
2019	3.09	0-0	12	0	0	0/0	0	11.2	10	5	4	7	11	2	0	1	53	.227	1	1	0	0	1
2020	0.00	0-0	8	0	0	0/0	2	7.1	1	0	0	1	10	0	0	0	24	.043	0	0	0	0	0
CAREER	2.55	4-1	51	0	0	0/2	16	53.0	35	18	15	27	61	5	1	3	225	.185	5	3	0	0	6



14 | Riley Self | RHP | Gr./Sr. | R/R | Coldwater, Miss. | Magnolia Heights School

Major: Workforce Education Leadership (*master's*)



B.S. Sport Sciences (2020)

SELF'S CAREER STATISTICS

	ERA	W-L	App	GS	CG	SHO/CBO	SV	IP	H	R	ER	BB	SO	2B	3B	HR	BF	BAA	WP	HBP	BK	SFA	SHA
2017	3.72	5-2	31	0	0	0/1	8	48.1	44	21	20	20	60	5	0	1	208	.246	2	2	0	3	4
2018	3.51	5-0	18	0	0	0/2	1	25.2	20	13	10	12	20	2	1	3	108	.220	1	1	0	2	2
2019	4.91	2-0	23	0	0	0/1	0	25.2	37	15	14	9	18	6	0	3	121	.336	3	1	0	1	0
2020	1.17	1-0	7	0	0	0/0	0	7.2	3	3	1	1	7	0	1	0	31	.111	0	2	0	1	0
CAREER	3.77	13-2	79	0	0/0	4	9	107.1	104	52	45	42	105	13	2	7	468	.256	6	6	0	7	6

30 | Jared Shemper | LHP | Sr./Jr. | R/L | Germantown, Tenn. | Christian Brothers (Wallace C.C. -Dothan)

Major: Business Administration

SHEMPER'S CAREER STATISTICS

	ERA	W-L	App	GS	CG	SHO/CBO	SV	IP	H	R	ER	BB	SO	2B	3B	HR	BF	BAA	WP	HBP	BK	SFA	SHA
2020	8.31	0-1	5	0	0	0/0	1	4.1	6	5	4	3	4	0	0	0	21	.333	1	0	0	0	0
CAREER	8.31	0-1	5	0	0	0/0	1	4.1	6	5	4	3	4	0	0	0	21	.333	1	0	0	0	0

17 | Stone Simmons | RHP | So./Fr. | R/R | Houston, Texas | The Kinkaid School (Furman)

Major: Business Administration

SIMMONS' CAREER STATISTICS

	ERA	W-L	App	GS	CG	SHO/CBO	SV	IP	H	R	ER	BB	SO	2B	3B	HR	BF	BAA	WP	HBP	BK	SFA	SHA
2020*	2.91	0-3	4	4	0	0/0	0	21.2	23	11	7	6	17	4	0	2	96	.274	3	2	0	2	1
CAREER	2.91	0-3	4	4	0	0/0	0	21.2	23	11	7	6	17	4	0	2	96	.274	3	2	0	2	1

*Statistics from Furman University

23 | Landon Simms | RHP | So./Fr. | R/R | Cumming, Ga. | South Forsyth

Major: Kinesiology

SIMMS' CAREER STATISTICS

	ERA	W-L	App	GS	CG	SHO/CBO	SV	IP	H	R	ER	BB	SO	2B	3B	HR	BF	BAA	WP	HBP	BK	SFA	SHA
2020	3.46	1-0	7	0	0	0/0	0	13.0	5	6	5	7	23	1	0	1	57	.111	3	3	0	0	2
CAREER	3.46	1-0	7	0	0	0/0	0	13.0	5	6	5	7	23	1	0	1	57	.111	3	3	0	0	2

19 | Logan Tanner | C | So./Fr. | R/R | Lucedale, Miss. | George County

Major: Kinesiology

TANNER'S CAREER STATISTICS

	Avg	GP-GS	AB	R	H	2B	3B	HR	RBI	TB	SLG%	BB	HBP	SO	GDP	OB%	SF	SH	SB-ATT	PO	A	E	FLD%
2020	.268	14-11	41	6	11	1	0	2	5	18	.439	8	0	7	1	.388	0	0	0-2	137	8	0	1.000
CAREER	.268	14-11	41	6	11	1	0	2	5	18	.439	8	0	7	1	.388	0	0	0-2	137	8	0	1.000



RESULTS

Date	Opponent	Score	R-H-E	R-H-E	Inn.	Overall	SEC	Pitcher of Record	Att.	Time
Feb. 14, 2020	WRIGHT STATE	W, 9-6	9-10-1	6-8-4	9	1-0-0	0-0-0	Patrick (W, 1-0)	9,509	3:26
Feb. 15, 2020	WRIGHT STATE	W, 6-2	6-13-1	2-4-0	9	2-0-0	0-0-0	MacLeod (W, 1-0)	11,006	3:01
Feb. 16, 2020	WRIGHT STATE	W, 5-1	5-7-1	1-4-2	9	3-0-0	0-0-0	Cerantola (W, 1-0)	8,173	2:42
Feb. 21, 2020	OREGON STATE	W, 6-2	6-8-0	2-6-0	9	4-0-0	0-0-0	Dunlavy (W, 1-0)	8,297	3:24
Feb. 22, 2020	OREGON STATE	W, 7-4	7-7-0	4-8-0	9	5-0-0	0-0-0	MacLeod (W, 2-0)	12,034	3:20
Feb. 23, 2020	OREGON STATE	L, 2-7	2-3-2	7-10-0	9	5-1-0	0-0-0	Shemper (L, 0-1)	8,209	2:56
Feb. 25, 2020	TEXAS SOUTHERN	L, 4-8	4-8-2	8-6-0	9	5-2-0	0-0-0	Dunlavy (L, 1-1)	8,160	3:32
Feb. 26, 2020	ALCORN STATE	W, 8-4	8-12-3	4-6-2	9	6-2-0	0-0-0	Patrick (W, 2-0)	6,834	3:03
Feb. 28, 2020	at Long Beach State	L, 0-4	0-1-1	4-8-0	9	6-3-0	0-0-0	Koestler (L, 0-1)	1,832	2:41
Feb. 29, 2020	at Long Beach State	W, 9-0	9-13-0	0-4-1	9	7-3-0	0-0-0	MacLeod (W, 3-0)	1,779	2:43
March 1, 2020	at Long Beach State	L, 2-6	2-7-2	6-11-1	9	7-4-0	0-0-0	Cerantola (L, 1-1)	1,625	2:36
March 6, 2020	QUINNIPAC	W, 5-1	5-9-0	1-3-1	9	8-4-0	0-0-0	MacLeod (W, 4-0)	7,518	2:47
March 7, 2020	QUINNIPAC	W, 5-4	5-8-4	4-4-1	9	9-4-0	0-0-0	Sims (1-0)	8,909	3:21
March 8, 2020	QUINNIPAC	W, 8-4	8-11-0	4-6-4	9	10-4-0	0-0-0	Dunlavy (W, 2-1)	7,405	2:49

MGM Park | Biloxi, Mississippi

March 10, 2020	vs. No. 2 Texas Tech	W, 6-3	6-9-2	3-3-1	9	11-4-0	0-0-0	Harding (W, 1-0)	5,752	3:09
March 11, 2020	vs. No. 2 Texas Tech	W, 3-2	3-10-0	2-5-1	9	12-4-0	0-0-0	Self (W, 1-0)	6,029	3:01

*** The remainder of the 2020 schedule was cancelled due to the COVID-19 pandemic.

HOME GAMES IN CAPS | (#) = Extra inning game | * = Southeastern Conference Series | Rankings According to Baseball America

WINNING PLAYS

WALK-OFF WINS (1)				
Date	Opponent	Inning	Score	Game-Winning Play
3/7	Quinnipiac	9	4-4	Hatcher RBI infield single
LAST AT-BAT WINS (2)				
Date	Opponent	Inning	Score	Game-Winning Play
2/21	Oregon State	8	2-2	Pimentel 3-run HR
3/7	Quinnipiac	9	4-4	Hatcher RBI infield single
COME FROM BEHIND WINS (5)				
Date	Opponent	Deficit		Final
2/14	Wright State	2-5		9-6
2/21	Oregon State	0-2		6-2
3/7	Quinnipiac	1-4		5-4
3/8	Quinnipiac	2-3		8-4
3/10	vs. No. 2 Texas Tech	0-1		6-3

BIG INNINGS (3)				
Date	Opponent	Inning	Runs	
2/14	Wright State	6	6	
2/21	Oregon State	8	6	
3/8	Quinnipiac	4	6	

Big Innings consists of five or more runs scored.



OVERALL STATISTICS

	Avg	GP- GS	AB	R	H	2B	3B	HR	RBI	TB	SLG%	BB	HBP	SO	GDP	OB%	SF	SH	SB-ATT	PO	A	E	FLD%
Foscue, J.	.321	16-16	53	10	17	4	0	2	16	27	.509	15	0	3	0	.464	1	0	1-1	23	35	1	.983
Westburg, J.	.317	16-16	60	17	19	6	0	2	11	31	.517	6	7	15	0	.432	1	0	2-2	13	28	5	.891
Hatcher, J.	.311	16-16	61	10	19	4	1	2	9	31	.508	3	0	10	1	.338	1	1	2-2	107	15	3	.976
Jordan, R.	.308	16-16	65	17	20	2	0	0	6	22	.338	10	0	14	1	.395	1	0	3-4	31	0	2	.939
James, K.	.308	15-14	52	3	16	3	0	1	12	22	.423	3	0	10	0	.339	1	0	1-1	5	16	4	.840
Pimentel, B.	.184	14-13	49	5	9	1	0	1	8	13	.265	6	1	16	0	.286	0	0	2-3	22	0	0	.1000

Tanner, L.	.268	14-11	41	6	11	1	0	2	5	18	.439	8	0	7	1	.388	0	0	0-2	137	8	0	1.000
Land, M.	.250	3-1	4	2	1	0	0	0	0	1	.250	1	0	1	0	.400	0	0	0-0	0	0	0	.000
Allen, T.	.240	8-7	25	6	6	2	1	0	5	10	.400	5	1	4	1	.387	0	0	0-0	10	1	0	1.000
Hancock, L.	.231	9-8	26	0	6	2	0	0	3	8	.308	2	1	4	0	.310	0	0	0-0	39	7	2	.958
Jordan, L.	.182	14-10	33	4	6	0	0	0	0	6	.182	8	0	7	1	.341	0	1	0-1	1	1	0	1.000
Cumbest, B.	.130	11-6	23	2	3	1	0	1	1	7	.304	1	0	10	1	.167	0	0	0-0	9	0	0	1.000
Leggett, T.	.118	10-5	17	3	2	0	0	0	0	2	.118	2	1	8	0	.250	0	0	0-1	4	3	0	1.000
McGowan, D.	.100	8-4	10	3	0	1	0	0	0	1	.100	0	0	4	0	.100	0	0	0-0	7	0	0	1.000
Brock, B.	.000	7-1	3	0	0	0	0	0	1	0	.000	0	0	2	0	.000	0	1	0-1	4	0	0	1.000
French, H.	.000	2-0	2	0	0	0	0	0	0	0	.000	0	0	2	0	.000	0	0	0-0	1	0	0	1.000
Totals	.260	16-16	524	85	136	26	2	11	77	199	.380	70	11	117	6	.356	5	3	11-18	426	130	19	.967
Opponents	.187	16-16	513	58	96	19	3	4	46	133	.259	61	11	180	5	.285	4	5	15-21	400	159	18	.969

LOB - Team (540); **Opp** (559). **DPs turned** - Team (63); **Opp** (50). **IBB** - Team (10): Mangum, J. 7; Vansau, H. 1; Jordan, R. 1; Stovall, H. 1; **Opp** (14).

Picked off - Mangum, J. 2; Jordan, R. 1; Allen, T. 1; Westburg, J. 1; MacNamee, E. 1.

	ERA	W-L	App	GS	CG	SHO/CBO	SV	IP	H	R	ER	BB	SO	2B	3B	HR	BF	BAA	WP	HBP	BK	SFA	SHA
MacLeod, C.	0.86	4-0	4	4	0	0/1	0	21.0	9	2	2	6	35	2	0	0		.127	3	0	0	1	0
Cerantola, E.	3.18	1-1	4	4	0	0/0	0	17.0	17	9	6	11	22	8	1	0		.262	8	2	0	0	1
Koestler, C.	4.42	0-1	5	3	0	0/0	0	18.1	18	9	9	5	13	4	0	1		.254	0	1	1	0	1

Price, S.	0.00	0-0	8	0	0	0/0	2	7.1	1	0	0	1	10	0	0	0		.043	0	0	0	0	0
Self, R.	1.17	1-0	7	0	0	0/0	0	7.2	3	3	1	1	7	0	1	0		.111	0	2	0	1	0
Dunlavy, D.	1.69	2-1	5	0	0	0/0	0	10.2	8	5	2	8	11	0	0	0		.211	3	1	0	0	1
Bednar, W.	1.76	0-0	4	1	0	0/1	1	15.1	9	3	3	6	23	3	0	0		.161	2	1	0	0	0
Forrester, J.	2.57	0-0	7	0	0	0/0	0	7.0	5	2	2	3	9	1	0	0		.200	3	0	0	0	0
Harding, H.	2.79	1-0	2	2	0	0/0	0	9.2	6	6	3	3	11	0	0	1		.158	0	0	0	0	0
Sims, L.	3.46	1-0	7	0	0	0/0	0	13.0	5	6	5	7	23	1	0	1		.111	3	3	0	0	2
Patrick, C.	4.50	2-0	4	0	0	0/0	0	6.0	4	3	3	3	7	0	0	1		.200	0	0	0	0	0
Ginn, JT	6.00	0-0	1	1	0	0/0	0	3.0	3	2	2	2	4	0	1	0		.273	1	0	2	0	0
Shemper, J.	8.31	0-1	5	0	0	0/0	1	4.1	6	5	4	3	4	0	0	0		.333	1	0	0	0	0
Hunt, KC	16.20	0-0	1	1	0	0/0	0	1.2	2	3	3	2	1	0	0	0		.400	2	1	0	2	0
Totals	2.58	12-4	16	16	0	1/1	4	142.0	96	58	45	61	180	19	3	4		.187	26	11	3	4	5
Opponents	5.13	4-12	16	16	0	1/1	2	133.1	136	85	76	70	117	26	2	11		.260	18	11	2	5	

PB - Team (2): Tanner, L. 2; **Opp** (4). **Pickoffs** - Team (1): Dunlavy, D.; **Opp** (11).

SBA/ATT - Hancock, L. (11-12), Tanner, L. (4-7), Dunlavy, D. (3-4), Koestler, C. (1-3), Ginn, JT (3-3), Sims, L. (3-3), MacLeod, C. (1-2), Cerantola, E. (1-2), Self, R. (1-1), Harding, H. (1-1), Bednar, W. (1-1).

Statistic Minimums based on qualifying averages for NCAA National Rankings
Hitting: Min. 3.0 plate appearances per game | Players must play in 75% of their team's games
Pitching: Min. 1.0 inning pitched per team game



MISCELLANEOUS STATS & STREAKS

MULTIPLE-HIT GAMES	2	3	4	5+	Total
Westburg, J.	8	-	-	-	8
Foscue, J.	4	1	-	-	5
Hatcher, J.	3	2	-	-	5
Jordan, R.	4	-	1	-	5
James, J.	4	-	-	-	5
Tanner, L.	2	1	-	-	3
Jordan, L.	2	-	-	-	2
Allen, T.	2	-	-	-	2
Hancock, L.	2	-	-	-	2
Total	31	4	1	-	36

MULTIPLE-RBI GAMES	2	3	4	5+	Total
Foscue, J.	3	1	-	-	4
James, K.	4	-	-	-	4
Hatcher, J.	3	-	-	-	3
Westburg, J.	1	1	-	-	2
Pimentel, B.	1	1	-	-	2
Jordan, R.	1	-	-	-	1
Allen, T.	-	1	-	-	1
Hancock, L.	1	-	-	-	1
Total	14	4	-	-	18

HITTING STREAKS	Longest	Current
James, K.	7	7
Hatcher, J.	7	7
Jordan, R.	5	1
Foscue, J.	5	-
Pimentel, B.	4	2
Westburg, J.	4	3
Tanner, L.	3	3
Allen, T.	3	-
Jordan, L.	2	-
Land, M.	1	1
Cumbest, B.	1	-
Hancock, L.	1	1
McGowan, D.	1	-
Leggett, T.	1	-

REACHED BASED	Longest	Current
Westburg, J.	10	5
Jordan, R.	10	10
Foscue, J.	8	2
Hatcher, J.	7	7
Allen, T.	5	-
Logan, T.	4	3
Pimentel, B.	4	2
Hancock, L.	3	1
Jordan, L.	3	-
Leggett, T.	2	-
Land, M.	2	2
Cumbest, B.	1	-
McGowan, D.	1	-

MISSISSIPPI STATE RECORD...

Overall	12-4	In One-Run Games	2-0	Vs. SEC	0-0
vs. Top-5 Teams	2-0	In Two-Run Games	0-0	SEC East	0-0
vs. Top-10 Teams	2-0	In 5+ Run Games	1-1	SEC West	0-0
vs. Top-25 Teams	2-0	Series W-L	4-1-0	Vs. Non-Conference	12-4
At Home	9-2	Series Sweeps/Times Swept	3/0	Game 1 of Weekend Series	3-1
On the Road	1-2	When Scoring 0-2 Runs	0-3	Game 2 of Weekend Series	4-0
At Neutral Sites	2-0	When Scoring 3-5 Runs	4-1	Game 3 of Weekend Series	2-2
In Day Games	10-3	When Scoring 6-9 Runs	8-0	In February	7-3
In Night Games	2-1	When Scoring 10+ Runs	0-0	In March	5-1
In Extra Innings	0-0	When Opp. Scores 4 Runs Or Less	11-0	In April	0-0
Vs. Teams .500 Or Better	3-2	When Opp. Scores 5+ Runs	1-4	In May	0-0-0
Vs. Teams Below .500	9-2	Shutouts/Times Shut Out	1-0	In June	0-0
Vs. Left-Handed Starter	5-1	When Out-Hitting Opponent	45-4	On Monday	0-0
Vs. Right-Handed Starter	7-3	When Out-Hit by Opponent	4-8	On Tuesday	1-1
When Starter Receives Decision	6-3	When Hits Are Equal	3-3	On Wednesday	2-0
When Reliever Receives Decision	6-1	When Hitting A Home Run	8-1	On Thursday	0-0
When Starter Goes 5+ Innings	7-3	When Opp. Hits A Home Run	3-1	On Friday	3-1
When Starter Goes <5 Innings	5-1	When Errorless	6-0	On Saturday	4-0
When Scoring First	10-2	When Committing One Error	3-1	On Sunday	2-2
When Opponent Scores First	2-2	When Committing 2+ Errors	3-3		
When leading After 6 Innings	9-0	When Opponent is Errorless	3-3		
When trailing After 6 Innings	2-3	When Opponent Commits One Error	5-1		
When tied After 6 Innings	1-1	When Opponent Commits 2+ Errors	4-0		
When Leading After 8 Innings	11-0				
When Trailing After 8 Innings	1-4				
When Tied After 8 Innings	0-0				



SOUTHEASTERN CONFERENCE RECAP

FINAL STANDINGS

Eastern Division										
SEC	Pct.	GB	Division	Overall	Pct.	Home	Away	Neutral	L10	Streak
Florida	--	--	--	16-1	.941	11-1	5-0	--	9-1	L1
Tennessee	--	--	--	15-2	.882	12-2	--	3-0	8-2	W1
Georgia	--	--	--	14-4	.778	11-3	2-0	1-0	7-3	L2
South Carolina	--	--	--	12-4	.750	10-3	1-1	1-0	7-3	W5
Vanderbilt	--	--	--	13-5	.722	11-1	0-2	2-2	7-3	W2
Missouri	--	--	--	11-5	.688	5-0	3-3	3-2	7-3	W7
Kentucky	--	--	--	11-6	.647	11-3	0-3	--	7-3	W6
Western Division										
SEC	Pct.	GB	Division	Overall	Pct.	Home	Away	Neutral	L10	Streak
Alabama	--	--	--	16-1	.941	12-1	4-0	--	9-1	W2
Ole Miss	--	--	--	16-1	.941	11-1	3-0	2-0	10-0	W16
Texas A&M	--	--	--	15-3	.833	14-0	1-0	0-3	7-3	W5
Mississippi State	--	--	--	12-4	.750	9-2	1-2	2-0	7-3	W5
Auburn	--	--	--	13-5	.822	13-5	--	--	8-2	L2
LSU	--	--	--	12-5	.688	11-2	0-1	1-2	8-2	W5
Arkansas	--	--	--	11-5	.647	11-2	--	0-3	5-5	W4

* - SEC Regular Season Champion, Eastern Division Champion, SEC Tournament Champion, NCAA Champion

^ - SEC Western Division Co-Champion

INDIVIDUAL RANKINGS (TOP 15)

DEFENSE				PITCHING			
Category	Player	Stat	Rank	Category	Player	Stat	Rank
Fielding Percentage	Tanner, L.	1.000	T-1st	ERA	MacLeod, C.	0.86	4th
Chances	Tanner, L.	145	4th	Opp. Batting Avg.	MacLeod, C.	.127	5th
	Hatcher, J.	125	T-14th	Strikeouts	MacLeod, C.	35	T-3rd
Putouts	Tanner, L.	137	T-4th	Called Strikeouts	MacLeod, C.	12	T-4th
Assists	Foscue, J.	35	14th	Wins	MacLeod, C.	4	1st
Caught Stealing By	Tanner, L.	3	T-9th	Saves	Price, S.	2	T-7th
				Appearances	Price, S.	8	T-2nd
				Starts	Cerantola, E.	4	T-2nd
					MacLeod, C.	4	T-2nd
				Games Finished	Price, S.	8	T-1st
				Games in Relief	Price, S.	8	T-2nd
					Forrester, J.	7	T-8th
					Self, R.	7	T-8th
					Sims, L.	7	T-8th
				Hits Allowed	MacLeod, C.	9	T-4th
				Runs Allowed	MacLeod, C.	2	T-2nd
				Earned Runs Allowed	MacLeod, C.	2	T-3rd
				Doubles Allowed	MacLeod, C.	2	T-9th
				Triples Allowed	MacLeod, C.	0	T-1st
				Home Runs Allowed	Cerantola, E.	0	T-1st
					MacLeod, C.	0	T-1st

TEAM RANKINGS

HITTING			PITCHING			DEFENSE		
Category	Total	Rank	Category	Total	Rank	Category	Total	Rank
Batting Average	.253	13th	ERA	2.85	8th	Fielding Percentage	.967	11th
On-Base Percentage	.354	14th	Opponent Batting Average	.187	4th	Most Errors	19	4th
Slugging Percentage	.378	13th	Innings Pitched	142.0	13th	Most Double Plays	6	T-13th
Runs Scored	85	14th	Strikeouts	180	8th			
Hits	135	T-13th	Wins	12	T-9th			
RBI's	77	14th	Losses	4	T-7th			
Doubles	26	11th	Saves	4	T-7th			
Triples	2	T-8th	Hits Allowed	96	2nd			
Home Runs	11	13th	Runs Allowed	58	T-9th			
Walks	71	13th	Earned Runs Allowed	45	T-7th			
Strikeouts	117	3rd	Walks Allowed	61	T-9th			
Stolen Bases	11	14th	Home Runs Allowed	4	2nd			



FINAL POLLS

BASEBALL AMERICA	COLLEGIATE BASEBALL	D1 BASEBALL	NCBWA	PERFECT GAME	USA TODAY/COACHES
1. Florida	1. Florida	1. Florida	1. Florida	1. Florida	1. Florida
2. Texas Tech	2. UCLA	2. Louisville	2. UCLA	2. Louisville	2. Georgia
3. Georgia	3. Ole Miss	3. Georgia	3. Miami (Fla.)	3. Texas Tech	3. Texas Tech
4. UCLA	4. Louisville	4. Texas Tech	4. Ole Miss	4. UCLA	4. UCLA
5. Miami (Fla.)	5. Vanderbilt	5. UCLA	5. Texas Tech	5. Georgia	5. Ole Miss
6. Louisville	6. Mississippi State	6. Vanderbilt	6. Louisville	6. Arizona State	6. Louisville
7. Arizona State	7. Texas Tech	7. Miami	7. Georgia	7. Vanderbilt	7. Vanderbilt
8. Ole Miss	8. Arizona State	8. Ole Miss	8. Vanderbilt	8. Duke	8. Miami (Fla.)
9. Oklahoma	9. Miami (Fla.)	9. Arizona State	9. Arizona State	9. Oklahoma	9. NC State
10. Duke	10. Georgia	10. Duke	10. Oklahoma	10. Mississippi State	10. Arizona State
11. Vanderbilt	11. NC State	11. NC State	11. NC State	11. Miami (Fla.)	11. Duke
12. Long Beach State	12. UCF	12. UCF	12. Mississippi State	12. UCF	12. UCF
13. Mississippi State	13. Florida State	13. Oklahoma	13. Florida State	13. Auburn	13. Oklahoma
14. Arkansas	14. Arkansas	14. Arkansas	14. UCF	14. Ole Miss	14. Arkansas
15. UCF	15. Texas	15. Florida State	15. Arkansas	15. Arkansas	15. Auburn
16. Pepperdine	16. Texas A&M	16. Long Beach State	16. Duke	16. Virginia	16. Florida State
17. Virginia	17. LSU	17. Mississippi State	17. Texas A&M	17. NC State	17. Mississippi State
18. NC State	18. Alabama	18. Auburn	18. East Carolina	18. UC Santa Barbara	18. Long Beach State
19. Florida State	19. Auburn	19. LSU	19. LSU	19. Clemson	19. LSU
20. LSU	20. Pepperdine	20. Tulane	20. Clemson	20. Long Beach State	20. Tennessee
21. Dallas Baptist	21. Tennessee	21. Pepperdine	21. Auburn	21. Michigan	21. Alabama
22. Clemson	22. Duke	22. Dallas Baptist	22. Alabama	22. Tennessee	22. Texas
23. Tennessee	23. Virginia	23. UC Santa Barbara	23. Tennessee	23. Texas A&M	23. Texas A&M
24. East Carolina	24. Notre Dame	24. Clemson	24. Dallas Baptist	24. Texas	24. Pepperdine
25. Michigan	25. Clemson	25. Virginia	25. Long Beach State	25. TCU	25. Clemson
	26. UC Santa Barbara		26. Tulane		
	27. Long Beach State		27. Oklahoma State		
	28. Oklahoma		28. TCU		
	29. Tulane		29. Texas		
	30. Wichita State		30. Pepperdine		

MISSISSIPPI STATE IN THE NATIONAL POLLS

	BASEBALL AMERICA	COLLEGIATE BASEBALL	D1 BASEBALL	NCBWA	PERFECT GAME	USA TODAY/COACHES
PRESEASON	9	6	10	9	8	6
Week 1 - Feb. 17	9	6	10	7	7	No Poll
Week 2 - Feb. 24	4	6	8	6	6	No Poll
Week 3 - March 2	12	12	18	13	10	19
Week 4 - March 9	13	10	17	13	10	17
Week 5 - March 16	No Poll	6	No Poll	12	10	17
FINAL	13	6	17	12	10	17



CAREER STATISTICS

Justin Foscoe's Career Hitting Statistics

	Avg	GP- GS	AB	R	H	2B	3B	HR	RBI	TB	SLG%	BB	HBP	SO	GDP	OB%	SF	SH	SB-ATT	PO	A	E	FLD%
2018	.241	58-48	187	24	45	12	0	3	20	66	.353	22	4	22	1	.332	1	2	0-2	30	52	5	.943
2019	.331	67-67	275	66	91	22	0	14	60	155	.564	30	1	32	5	.395	3	0	2-4	65	144	13	.941
2020	.321	16-16	53	10	17	4	0	2	16	27	.509	15	0	3	0	.464	1	0	1-1	23	35	1	.983
Career	.297	141-131	515	100	153	38	0	19	96	248	.482	67	5	57	6	.380	5	2	3-7	118	231	19	.948

JT Ginn's Career Pitching Statistics

	ERA	W-L	App	GS	CG	SHO/CBO	SV	IP	H	R	ER	BB	SO	2B	3B	HR	BF	BAA	WP	HBP	BK	SFA	SHA
2019	3.13	8-4	17	17	1	0/0	0	86.1	72	35	30	19	105	11	0	1	354	.220	13	4	2	1	3
2020	6.00	0-0	1	1	0	0/0	0	3.0	3	2	2	2	4	0	1	0	13	.273	1	0	2	0	0
Career	3.22	8-4	18	18	1	0/0	0	89.1	75	37	32	21	109	11	1	1	367	.222	14	4	4	1	3

Jordan Westburg's Career Hitting Statistics

	Avg	GP- GS	AB	R	H	2B	3B	HR	RBI	TB	SLG%	BB	HBP	SO	GDP	OB%	SF	SH	SB-ATT	PO	A	E	FLD%
2018	.248	42-31	121	18	30	11	0	2	30	47	.388	10	4	35	2	.319	3	1	0-0	11	38	4	.925
2019	.294	66-66	265	68	78	21	2	6	61	121	.457	39	12	69	3	.402	5	0	7-7	75	156	13	.947
2020	.317	16-16	60	17	19	6	0	2	11	31	.517	6	7	15	0	.432	1	0	2-2	13	28	5	.891
Career	.285	124-113	446	103	127	38	2	10	102	199	.446	55	23	119	5	.385	9	1	9-9	99	222	22	.936



OFFENSIVE RECORDS

RECORDS

SINGLE GAME RECORDS

AT-BATS		
8	Etheridge, Bill	vs. Ole Miss, 1963
	Masters, Burke	vs. Alabama, 5/7/1989
	Gendron, Steve	at Georgia, 5/11/2003
	Easley, Edward	at Ole Miss, 4/29/2007
	Frazier, Adam	vs. Missouri, 5/21/2013
	Pirtle, Brett	vs. Missouri, 5/21/2013
	Allen, Tanner	vs. LSU, 5/22/2019
	Jordan, Rowdey	vs. LSU, 5/22/2019
	Westburg, Jordan	vs. LSU, 5/22/2019
RUNS SCORED		
6	Murphy, Terry	vs. Vanderbilt, 1956
RUNS BATTED IN		
11	Nappi, Jason	at UAB, 3/18/2008
HITS		
6	Murphy, Terry	vs. Vanderbilt, 4/7/1956
	Bell, Don	vs. Arkansas, 4/15/1966
	Echols, Tracy	vs. Kentucky, 4/30/1989
	Masters, Burke	vs. Florida State, 5/26/1990
	Frazier, Adam	at Virginia, 6/8/2013

HITTING STREAK		
Season: 30 games	Berkery, Thomas; 2006	
Career: 31 games	Buckner, Rex; 1992 (13)-1993 (18)	
DOUBLES		
3	Multiple Times	
	Last: Foscoe, Justin	vs. Georgia, 4/26/2019
TRIPLES		
2	* Gardiner, Don	vs. Vanderbilt, 4/7/1956
	Wieniewitz, Spud	vs. Alabama, 1974
	Pavlou, Larry	vs. Southern Miss, 3/25/1979
	Winkler, Brad	vs. Alabama, 3/15/1980 (DH-1)
	Brownlee, Brent	at South Alabama, 5/3/2011
	Bradford, C.T.	at Arizona, 3/9/2014

HOME RUNS		
3	Unser, Del	vs. Ole Miss, 5/9/1965
	Bender, Del	vs. Birmingham-Southern, 4/19/1978
	Palmeiro, Rafael	vs. Jackson State, 4/16/1984 (DH-1)
	Paradoxa, Dan	vs. Mississippi College, 4/28/1986
	Raffo, Tommy	vs. Delta State, 4/11/1990
	Jones, Brad	at Southern Miss, 4/6/2004
	Nappi, Jason	at UAB, 3/18/2008
	Duffy, Ryan	vs. Jackson State, 4/6/2010
	Rooker, Brent	vs. Kentucky 4/8/2017
TOTAL BASES		
15	Duffy, Ryan	vs. Jackson State, 4/6/2010
BASE ON BALLS		
5	Winkler, Brad	vs. Arizona, 3/11/1981
STOLEN BASES		
4	Winkler, Brad	vs. Arizona, 3/11/1981
	Armstrong, Derrick	vs. Michigan State, 3/1/2014

* - Occurred in the same inning

SEASON RECORDS

BATTING AVERAGE		
Player (Season)	H-AB	Avg.
1. Showalter, Nat (1977)	67-146	.459
2. Clark, Will (1985)	94-224	.420
3. Parker, Jackie (1954)	23-55	.418
4. Palmeiro, Rafael (1984)	98-236	.415
5. Wiese, Brian (1998)	103-250	.412
6. Gillaspie, Mark (1981)	85-207	.411
7. Mangum, Jake (2016)	84-206	.408
8. Palmeiro, Rafael (1983)	95-234	.406
9. Chapman, Travis (1999)	99-245	.404
10. Kelley, Mike (1979)	94-235	.400
AT-BATS		
Player (Season)	G	AB
1. Frazier, Adam (2013)	71	304
2. Mangum, Jake (2019)	67	302
3. Mangum, Jake (2018)	68	288
4. Mitchell, David (1990)	71	287
5. Cohen, John (1990)	71	285
6. Masters, Burke (1990)	71	283
7. Stovall, Hunter (2018)	68	280
8. Shave, Jon (1990)	71	279
9. Maniscalco, Matthew (2003)	63	278
	Mangum, Jake (2017)	65 278
RUNS SCORED		
Player (Season)	G	Runs
1. Palmeiro, Rafael (1984)	61	87
2. Gillaspie, Mark (1981)	63	81
3. Bryan, Brooks (1997)	68	81
4. Van Cleve, Dan (1983)	56	80
5. Hurst, Jody (1989)	66	79
6. Clark, Will (1985)	65	75
7. Mangum, Jake (2019)	67	75
8. Kelley, Mike (1979)	60	74
	Van Cleve, Dan (1985)	65 74
	Young, Pete (1989)	67 74
HITS		
Player (Season)	AB	Hits
1. Mangum, Jake (2019)	302	108
2. Frazier, Adam (2013)	304	107
3. Wiese, Brian (1998)	250	103
4. Raffo, Tommy (1989)	266	102
5. Mangum, Jake (2018)	288	101
6. Lee, Richard (1997)	276	100
7. Chapman, Travis (1999)	245	99
8. Palmeiro, Rafael (1984)	236	98
9. Raffo, Tommy (1990)	271	97
10. Rooker, Brent (2017)	248	96
	Allen, Tanner (2019)	275 96

DOUBLES		
Player (Season)	G	2B
1. Rooker, Brent (2017)	67	30
2. Young, Pete (1989)	67	27
3. Platt, Adam (1996)	61	26
	Moreland, Mitch (2007)	60 26
5. Hauswald, Rob (1996)	61	24
6. Wiese, Brian (1998)	64	24
7. Mangum, Jake (2019)	67	24
8. Tribolet, Scott (1995)	58	23
	Allen, Tanner (2019)	67 23
10. Robinson, Jim (1990)	71	22
	Chapman, Travis (2000)	59 22
	Mangum, Jake (2018)	68 22
	Foscoe, Justin (2019)	67 22
TRIPLES		
Player (Season)	G	3B
1. Kelley, Mike (1979)	60	12
2. Frazier, Adam (2013)	71	7
3. Thiesen, Gator (1985)	64	6
4. Young, Pete (1987)	61	6
5. Howarth, Jim (1967)	31	5
	Milton, Ted (1970)	40 5
	Winkler, Brad (1981)	63 5
	Van Cleve, Dan (1983)	56 5
	Echols, Tracy (1986)	54 5
	Shave, Jon (1990)	71 5
	Scioneaux, Damian (1997)	68 5
	Bradford, C.T. (2014)	51 5
	Allen, Tanner (2018)	68 5
HOME RUNS		
Player (Season)	G	HR
1. Castoria, Bruce (1981)	63	29
2. Palmeiro, Rafael (1984)	61	29
3. Clark, Will (1984)	61	28
4. Clark, Will (1985)	65	25
5. Rooker, Brent (2017)	67	23
6. Raffo, Tommy (1989)	68	22
7. Gillaspie, Mark (1981)	63	20
	Palmeiro, Rafael (1985)	65 20
9. Lee, Richard (1997)	68	19
	Lee, Richard (1998)	65 19
	Wiese, Brian (1999)	63 19
	Corley, Brad (2004)	59 19
	Powers, Connor (2009)	54 19

TOTAL BASES		
Player (Season)	G	TB
1. Palmeiro, Rafael (1984)	61	209
2. Rooker, Brent (2017)	67	201
3. Clark, Will (1985)	65	191
4. Raffo, Tommy (1989)	68	185
5. Castoria, Bruce (1981)	63	180
6. Clark, Will (1984)	61	179
7. Lee, Richard (1997)	68	177
8. Palmeiro, Rafael (1983)	57	173
	Lee, Richard (1998)	65 173
	Wiese, Brian (1998)	64 173
RUNS BATTED IN		
Player (Season)	G	RBI
1. Castoria, Bruce (1981)	63	98
2. Palmeiro, Rafael (1984)	61	94
3. Clark, Will (1984)	61	93
4. Lee, Richard (1997)	68	90
5. Lee, Richard (1998)	65	85
6. Rooker, Brent (2017)	67	82
7. Raffo, Tommy (1989)	68	80
8. Winkler, Brad (1983)	57	79
9. Palmeiro, Rafael (1983)	57	78
	Gillaspie, Mark (1981)	63 78
WALKS		
Player (Season)	G	BB
1. Hurst, Jody (1989)	66	69
2. Gillaspie, Mark (1981)	63	66
3. Burkley, Jason (2001)	60	63
4. Winkler, Brad (1981)	63	58
	Clark, Will (1985)	65 58
6. Clark, Will (1984)	61	57
	Echols, Tracy (1990)	71 57
8. Parker, Bob (1984)	61	56
9. Daniel, Chuck (1991)	63	53
	Detz, Alex (2013)	69 53

STOLEN BASES		
Player (Season)	G	SB
1. Van Cleve, Dan (1985)	65	38
2. Hogue, Grant (2009)	48	29
3. Klipstein, Dave (1981)	63	28
4. Kelley, Mike (1979)	60	27
5. Vickerson, Nick (2011)	63	26
6. Kelley, Mike (1977)	47	25
	Winkler, Brad (1981)	63 25
	Hogue, Grant (2008)	56 25
9. Shave, Jon (1990)	71	24
10. Mangum, Jake (2019)	67	22
STRIKEOUTS		
Player (Season)	G	SO
1. Hayman, David (1996)	59	71
2. Westburg, Jordan (2019)	67	69
3. Rea, Wes (2012)	64	68
4. Hegan, Steve (1991)	63	67
5. Wiese, Brian (1999)	63	67
6. Hayman, David (1994)	58	66
7. Powers, Connor (2009)	64	64
8. Mungle, Jon (2003)	60	63
9. Hayman, David (1995)	58	62
	Allen, Tanner (2018)	68 62
GAMES PLAYED		
Player (Season)	G	
1. Cohen, John (1990)	71	
	Echols, Tracy (1990)	71
	Masters, Burke (1990)	71
	Mitchell, David (1990)	71
	Mitchell, Scott (1990)	71
	Robinson, Jim (1990)	71
	Shave, Jon (1990)	71
	Frazier, Adam (2013)	71
9. Raffo, Tommy (1990)	70	
10. Raffo, Tommy (1989)	68	
	Bryan, Brooks (1997)	68
	Lee, Richard (1997)	68
	Scioneaux, Damian (1997)	68
	Alexander, Luke (2018)	68
	Allen, Tanner (2018)	68
	Mangum, Jake (2018)	68
	Stovall, Hunter (2018)	68

RECORDS



CAREER RECORDS

BATTING AVERAGE			
300+ ABs			
<i>Player (Seasons)</i>	<i>H-AB</i>	<i>Avg.</i>	
1. Clark, Will (1983-85)	(209-534)	.391	
2. Gillaspie, Mark (1980-81)	(139-362)	.384	
3. Palmeiro, Rafael (1983-85)	(268-720)	.372	
4. Raffo, Tommy (1987-90)	(278-760)	.366	
5. Paradoa, Dan (1986-87)	(159-441)	.361	
6. Wiese, Brian (1996-99)	(242-674)	.359	
7. Kelley, Mike (1976-79)	(267-748)	.357	
Chapman, Travis (1997-00)	(327-916)	.357	
Mangum, Jake (2016-19)	(283-1074)	.357	
10. Frazier, Adam (2011-13)	(224-643)	.348	
50-299+ ABs			
<i>Player (Seasons)</i>	<i>H-AB</i>	<i>Avg.</i>	
1. Showalter, Nat (1977)	(67-146)	.459	
2. Turner, Brandon (2007-08)	(88-231)	.381	
3. Grace Jr., J.N. (1948)	(33-88)	.375	
4. Bragan, Jimmy (1948-50)	(86-233)	.369	
5. Wren, Cliff (1999)	(90-245)	.367	
6. Parker, Jackie (1953-54)	(52-142)	.366	
7. Nail, Braxton (1952-55)	(55-152)	.362	
8. DeLoach, Scott (2008-09)	(47-131)	.359	
9. Miller, Tom (1969)	(22-63)	.349	
10. Lowe, Nathaniel (2016)	(86-247)	.348	
SLUGGING PERCENTAGE			
300+ ABs			
<i>Player (Seasons)</i>	<i>AB</i>	<i>Avg.</i>	
1. Clark, Will (1983-85)	534	.811	
2. Palmeiro, Rafael (1983-85)	720	.736	
3. Gillaspie, Mark (1980-81)	362	.660	
Rooker, Brent (2014-17)	526	.660	
5. Raffo, Tommy (1987-90)	760	.628	
6. Powers, Connor (2007-10)	752	.626	
7. Duffy, Ryan (2007-10)	381	.612	
8. Wiese, Brian (1996-99)	674	.610	
9. Castoria, Bruce (1979-82)	685	.603	
10. Echols, Tracy (1986-87, 89-90)	750	.583	
50-299+ ABs			
<i>Player (Seasons)</i>	<i>AB</i>	<i>Avg.</i>	
1. Showalter, Nat (1977)	146	.616	
2. Wren, Cliff (1999)	245	.604	
3. Williams, Jesse (1955-56)	75	.600	
4. Etheridge, H.K. (1961-63)	180	.594	
5. Unser, Del (1964-66)	283	.562	
6. Moore, Tyler (2008)	204	.559	
7. Kruger, Jack (2016)	209	.550	
8. Yilling, Fred (1968-70)	215	.544	
9. Counts, Rick (1972-73)	213	.540	
10. Robinson, Don (1950)	69	.522	
ON-BASE PERCENTAGE			
300+ ABs			
<i>Player (Seasons)</i>	<i>H-AB</i>	<i>Avg.</i>	
1. Gillaspie, Mark (1980-81)	362	.523	
2. Clark, Will (1983-85)	534	.504	
3. Pavlou, Larry (1976-79)	341	.461	
4. Raffo, Tommy (1987-90)	760	.458	
5. Hurst, Jody (1987-89)	568	.452	
6. Burkley, Jason (1999-02)	424	.451	
7. Paradoa, Dan (1986-87)	441	.450	
8. Palmeiro, Rafael (1983-85)	720	.448	
9. Parker, Bob (1983-84)	386	.445	
10. Chapman, Travis (1997-00)	916	.443	
50-299+ ABs			
<i>Player (Seasons)</i>	<i>H-AB</i>	<i>Avg.</i>	
1. Showalter, Nat (1977)	146	.597	
2. DeLoach, Scott (2008-09)	131	.488	
3. Parks, Jarrod (2009-11)	245	.484	
4. Gammill, Jimmy (1988-91)	261	.452	
5. McGrath, Ryan (1997-00)	290	.443	
6. Reynolds, Luke (2015-16)	92	.439	
7. Maloney, Chris (1980-83)	229	.437	
8. Filippi, Craig (1982-83)	159	.435	
Kruger, Jack (2016)	209	.435	
10. Hancock, Luke (2019-20)	69	.425	

AT-BATS			
<i>Player (Seasons)</i>	<i>G</i>	<i>AB</i>	
1. Mangum, Jake (2016-19)	260	1,074	
2. Rea, Jeffrey (2004-07)	236	998	
3. Gendron, Steve (2001-04)	242	994	
4. Maniscalco, Matthew (2000-03)	246	993	
5. Lee, Richard (1995-98)	248	967	
6. Masters, Burke (1987-90)	251	937	
7. Chapman, Travis (1997-2000)	248	919	
8. Hildreth, Brad (1986-89)	237	877	
9. Freeman, Brad (1995-98)	246	870	
10. Buckner, Rex (1990-93)	240	837	
RUNS SCORED			
<i>Player (Seasons)</i>	<i>G</i>	<i>Runs</i>	
1. Van Cleve, Dan (1981-85)	219	232	
2. Mangum, Jake (2016-19)	260	229	
3. Masters, Burke (1987-90)	251	227	
4. Palmeiro, Rafael (1983-85)	183	224	
5. Chapman, Travis (1997-2000)	248	221	
6. Lee, Richard (1995-98)	248	219	
7. Rea, Jeffrey (2004-07)	236	207	
8. Winkler, Brad (1980-83)	212	203	
9. Maniscalco, Matthew (2000-03)	246	197	
10. Freeman, Brad (1995-98)	246	192	
HITS			
<i>Player (Seasons)</i>	<i>G</i>	<i>Hits</i>	
1. Mangum, Jake (2016-18)	260	383	
2. Rea, Jeffrey (2004-07)	236	335	
3. Lee, Richard (1995-98)	248	328	
4. Chapman, Travis (1997-00)	248	327	
5. Gendron, Steve (2001-04)	242	316	
6. Masters, Burke (1987-90)	251	295	
7. Matt Maniscalco (2000-03)	246	279	
8. Raffo, Tommy (1987-90)	218	278	
9. Hildreth, Brad (1986-89)	237	275	
10. Palmeiro, Rafael (1983-85)	183	268	
DOUBLES			
<i>Player (Seasons)</i>	<i>G</i>	<i>2B</i>	
1. Mangum, Jake (2016-19)	260	73	
2. Chapman, Travis (1997-2000)	248	71	
3. Lee, Richard (1995-98)	247	66	
4. Young, Pete (1987-89)	191	56	
5. Van Cleve, Dan (1981-85)	219	55	
6. Maniscalco, Matthew (2000-03)	246	54	
7. Cohen, John (1988-90)	198	53	
8. Raffo, Tommy (1987-90)	218	52	
9. Buckner, Rex (1990-93)	240	52	
Piatt, Adam (1995-97)	172	52	
Powers, Connor (2006-10)	202	52	
TRIPLES			
<i>Player (Seasons)</i>	<i>G</i>	<i>3B</i>	
1. Kelley, Mike (1976-79)	190	20	
2. Milton, Ted (1969-72)	151	14	
3. Winkler, Brad (1980-83)	212	12	
4. Maniscalco, Matthew (2000-03)	246	11	
5. Buckner, Rex (1990-93)	240	10	
Butts, Jeff (2003-06)	232	10	
Collins, Ryan (2008-11)	207	10	
Mangum, Jake (2016-19)	260	10	
9. Brown, Cody (2014-17)	205	9	
Thiesen, Gator (1984-85)	125	9	
Echols, Tracy (1986-87, 89-90)	237	9	
Rea, Jeffrey (2004-07)	236	9	
HOME RUNS			
<i>Player (Seasons)</i>	<i>G</i>	<i>HR</i>	
1. Palmeiro, Rafael (1983-85)	183	67	
2. Clark, Will (1983-85)	175	61	
3. Castoria, Bruce (1979-82)	202	58	
4. Powers, Connor (2007-10)	202	54	
5. Knott, Jon (1998-2001)	228	51	
6. Echols, Tracy (1986-90)	237	47	
7. Lee, Richard (1995-98)	248	46	
8. Raffo, Tommy (1987-90)	218	45	
9. Hayman, David (1993-96)	221	44	
10. Wiese, Brian (1996-99)	201	37	

TOTAL BASES			
<i>Player (Seasons)</i>	<i>G</i>	<i>TB</i>	
1. Lee, Richard (1995-98)	248	544	
2. Palmeiro, Rafael (1983-85)	183	530	
3. Mangum, Jake (2016-19)	260	491	
4. Chapman, Travis (1997-2000)	248	482	
5. Raffo, Tommy (1987-90)	218	477	
6. Powers, Connor (2007-10)	202	471	
7. Maniscalco, Matthew (2000-03)	246	468	
8. Knott, Jon (1998-2001)	228	460	
9. Clark, Will (1983-85)	175	433	
10. Echols, Tracy (1986-87, 89-90)	237	420	
RUNS BATTED IN			
<i>Player (Seasons)</i>	<i>G</i>	<i>RBI</i>	
1. Lee, Richard (1995-98)	248	265	
2. Palmeiro, Rafael (1983-85)	183	239	
3. Castoria, Bruce (1979-82)	202	213	
4. Raffo, Tommy (1987-90)	218	207	
5. Knott, Jon (1998-2001)	228	206	
6. Powers, Connor (2007-10)	202	206	
7. Chapman, Travis (1997-00)	248	202	
8. Clark, Will (1983-85)	175	199	
9. Echols, Tracy (1986-87, 89-90)	237	182	
10. Mitchell, John (1984-87)	228	179	
WALKS			
<i>Player (Seasons)</i>	<i>G</i>	<i>BB</i>	
1. Winkler, Brad (1980-83)	212	164	
2. Echols, Tracy (1986-87, 89-90)	237	163	
3. Winford, Barry (1986-89)	214	147	
4. Van Cleve, Dan (1981-85)	219	143	
5. Mitchell, John (1984-87)	228	142	
6. Buckner, Rex (1990-93)	240	129	
7. Clark, Will (1983-85)	175	126	
8. Redd, Ricky Joe (1992-95)	228	126	
9. Knott, Jon (1998-2001)	228	126	
10. Hurst, Jody (1987-89)	166	119	
STOLEN BASES			
<i>Player (Seasons)</i>	<i>G</i>	<i>SB</i>	
1. Kelley, Mike (1976-79)	190	79	
2. Van Cleve, Dan (1981-85)	219	70	
3. Winkler, Brad (1980-83)	212	60	
4. Mangum, Jake (2016-19)	260	56	
5. Klipstein, Dave (1979-82)	172	54	
6. Hogue, Grant (2008-09)	103	54	
7. White, Pete (1980-83)	196	51	
8. Maniscalco, Matthew (2000-03)	246	46	
9. Robson, Jacob (2013-16)	169	46	
10. Rea, Jeffrey (2004-07)	236	43	
STRIKEOUTS			
<i>Player (Season)</i>	<i>G</i>	<i>SO</i>	
1. Hayman, David (1993-96)	221	224	
2. Rea, Wes (2012-15)	230	205	
3. Powers, Connor (2007-10)	202	187	
4. Knott, Jon (1998-2001)	228	179	
5. Redd, Ricky Joe (1992-95)	228	172	
6. Echols, Tracy (1986-87, 89-90)	237	170	
7. Gendron, Steve (2001-04)	242	166	
8. Hegan, Steve (1990-93)	202	163	
9. Winford, Barry (1986-89)	214	160	
10. Berkery, Thomas (2003-06)	230	158	
GAMES PLAYED			
<i>Player (Seasons)</i>	<i>G</i>		
1. Mangum, Jake (2016-19)	262		
2. Masters, Burke (1987-90)	251		
3. Lee, Richard (1995-98)	248		
Chapman, Travis (1997-2000)	248		
5. Freeman, Brad (1995-98)	246		
Maniscalco, Matthew (2000-03)	246		
7. Gendron, Steve (2001-04)	242		
8. Buckner, Rex (1990-93)	240		
9. Hildreth, Brad (1986-89)	237		
Echols, Tracy (1986-87, 89-90)	237		



PITCHING RECORDS

SINGLE GAME RECORDS

CONSECUTIVE SCORELESS INNINGS		
27.1	Holder, Jonathan	2012
INNINGS PITCHED		
14.0	Carroll, James	vs. Alabama, 4/2/1966
STRIKEOUTS		
26	Mitchell, Willie	vs. LSU, 1909
WALKS		
9	D'Ercole, Steve	vs. Livingston, 3/19/1981
HIT BATTERS		
6	Laster, Lucas	vs. Ole Miss, 4/22/2014
WILD PITCHES		
4	Arriete, Nelson	vs. Eastern Kentucky, 5/19/1989
	Rath, Gary	vs. Georgia, 3/29/1992
	Kennedy, Kyle	vs. LSU, 5/19/1995

NO-HITTER	
Pepper, R.H.	vs. Mississippi College, 4/5/1918
Henderson, Gene	vs. Arkansas, 5/5/1970 (DH-2)
Thompson, Jerry	vs. Illinois Wesleyan, 1971
Robinson, Don (6 innings)	vs. Western Illinois, 3/3/1975 (DH-2)
Willoughby, Gary (1 inning)	
Morgan, Gene	vs. Hawaii-Hilo, 4/6/1985
PERFECT GAME	
Mitchell, Willie	vs. LSU, 1909
Peatross, J.T.	vs. Mississippi College, 4/6/1918

SEASON RECORDS

EARNED RUN AVERAGE		
Player (Season)	ER-IP	ERA
1. Hall, Dennis (1970)	4-57.0	0.63
2. Montgomery, Frank (1962)	7-92.0	0.68
3. Lindgren, Jacob (2014)	5-55.1	0.81
4. Pruett, Jim (1957)	6-52.1	1.03
5. Holmes, Butch (1973)	6-50.1	1.07
6. Reed, Bobby (1988)	7-57.2	1.09
7. Gant, Jamie (2003)	7-54.2	1.15
8. Proffitt, Mike (1970)	9-68.0	1.19
9. Girodo, Chad (2013)	9-59.2	1.36
10. Proffitt, Mike (1972)	11-70.0	1.41
STRIKEOUTS		
Player (Season)	IP	K
1. Small, Ethan (2019)	107.0	176
2. DuBose, Eric (1996)	133.1	174
3. Wallace, B.J. (1992)	127.1	145
	DuBose, Eric (1997)	118.2 145
5. Rath, Gary (1994)	115.2	141
6. Brantley, Jeff (1985)	145.2	136
7. Stratton, Chris (2012)	109.2	127
8. Small, Ethan (2018)	101.1	122
9. Thoms, Hank (1999)	118.1	121
10. Brantley, Jeff (1984)	132.2	115
	Hudson, Dakota (2016)	113.0 115
WALKS		
Player (Season)	IP	BB
1. DuBose, Eric (1997)	118.2	67
2. George, Chris (1991)	98.0	61
3. Kurtz, Ken (1979)	116.0	56
	Wallace, B.J. (1991)	109.2 56
5. Brantley, Jeff (1983)	100.1	55
	DuBose, Eric (1996)	133.1 55
	Ginter, Matt (1999)	93.2 55
8. Loewer, Carlton (1994)	103.0	53
9. Mundie, Don (1981)	145.0	52
10. Robinson, Don (1977)	87.0	51

WINNING PERCENTAGE (Min. 8 Decisions)			
Player (Season)	W-L	PCT.	
1. Mitchell, Ross (2013)	13-0	1.000	
	Montgomery, Frank (1962)	10-0 1.000	
	Jones, Brantley (1970)	9-0 1.000	
	Reagan, Josh (1979)	8-0 1.000	
	Myles, Harold (1983)	8-0 1.000	
	Reed, Bobby (1988)	8-0 1.000	
7. Mundie, Don (1979)	10-1	.909	
8. Brantley, Jeff (1985)	18-2	.900	
9. Tatum, Ken (1965)	7-1	.875	
	Hall, Dennis (1967)	7-1 .875	
	Morgan, Gene (1985)	14-2 .875	
	George, Chris (1989)	7-1 .875	
	Pigott, Justin (2006)	7-1 .875	
	Holder, Jonathan (2014)	7-1 .875	

WINS			
Player (Season)	G	W	
1. Brantley, Jeff (1985)	23	18	
2. Reed, Bobby (1990)	25	15	
3. Mundie, Don (1981)	21	14	
	Morgan, Gene (1985)	22 14	
5. Brantley, Jeff (1984)	20	13	
	Mitchell, Ross (2013)	34 13	
7. Kurtz, Ken (1979)	19	12	
	Herzog, Hans (1983)	20 12	
	Reed, Bobby (1989)	21 12	
10. Proffitt, Mike (1971)	14	11	
	Susce, Steve (1981)	17 11	
	Brantley, Jeff (1983)	19 11	
	Martin, Mike (1987)	25 11	
	Stratton, Chris (2012)	17 11	

LOSSES			
Player (Season)	G	L	
1. Doolittle, Todd (2005)	14	8	
	Brown, Preston (2015)	14 8	
3. Holmes, Butch (1974)	10	7	
	Hooten, David (1996)	18 7	
	Ginter, Matt (1999)	19 7	
	Pigott, Justin (2007)	17 7	
	Reed, Caleb (2010)	25 7	
8. 11 players tied	--	6	

Last: Pilkington, Konnor (2018)

GAMES STARTED			
Player (Season)	G	GS	
1. Reed, Bobby (1990)	25	22	
2. Morgan, Gene (1985)	22	21	
	Wallace, B.J. (1991)	22 21	
4. Reed, Bobby (1989)	21	20	
	Brantley, Jeff (1984)	20 20	
	Kennedy, Kyle (1995)	20 20	
7. Herzog, Hans (1983)	20	19	
	Brantley, Jeff (1985)	23 19	
	Intorcja, Trent (1986)	19 19	
	Jobs, Tracy (1989)	23 19	
	Graveman, Kendall (2013)	19 19	

INNINGS PITCHED		
Player (Season)	IP	
1. Brantley, Jeff (1985)	145.2	
2. Mundie, Don (1981)	145.0	
3. Reed, Bobby (1990)	140.1	
4. Morgan, Gene (1985)	134.0	
5. DuBose, Eric (1996)	133.1	
6. Brantley, Jeff (1984)	132.2	
7. Wallace, B.J. (1992)	127.1	
8. DuBose, Eric (1997)	118.2	
9. Thoms, Hank (1999)	118.1	
10. Herzog, Hans (1983)	118.0	

APPEARANCES	
Player (Season)	APP
1. Harden, Jon (1992)	39
Johnson, Van (1997)	39
3. Girodo, Chad (2013)	36
4. Johnson, Van (1998)	34
Holder, Jonathan (2013)	34
Mitchell, Ross (2013)	34
Liebelt, Jared (2019)	34
8. Martin, Mike (1988)	33
9. Harden, Jon (1991)	32
Tanksley, Scott (1994)	32

RELIEF APPEARANCES	
Player (Season)	RA
1. Harden, Jon (1992)	39
Johnson, Van (1997)	39
3. Girodo, Chad (2013)	36
4. Johnson, Van (1998)	34
Holder, Jonathan (2013)	34
Mitchell, Ross (2013)	34
Jared Liebelt (2019)	34
8. Martin, Mike (1988)	33
9. Harden, Jon (1991)	32
Tanksley, Scott (1994)	32

SAVES		
Player (Season)	Saves	
1. Holder, Jonathan (2013)	21	
2. Price, Spencer (2017)	14	
3. Tanksley, Scott (1994)	13	
	Johnson, Van (1997)	13
5. Larson, Adam (2000)	12	
	Reed, Caleb (2011)	12
7. Gordon, Cole (2019)	11	
8. Powell, Jay (1991)	10	
	Johnson, Van (1998)	10
10. Reed, Caleb (2012)	9	
	Holder, Jonathan (2012)	9

RECORDS



CAREER RECORDS

EARNED RUN AVERAGE			
Player (Seasons)	ER-IP	Avg.	
1. Holder, Jonathan (2012-14)	24-135.2	1.59	
2. Montgomery, Frank (1961-63)	32-171.1	1.79	
3. Hall, Dennis (1967-70)	32-156.1	1.84	
4. Proffitt, Mike (1969-72)	62-300.1	1.86	
5. Jones, Brantley (1967-70)	57-257.0	2.00	
6. Harden, Jon (1989-92)	65-255.2	2.29	
7. Passeau, Claude (1964-66)	33-129.1	2.30	
8. Parker, Guy (1960-62)	37-144.1	2.31	
9. Young, Pete (1987-89)	35-131.2	2.39	
10. Mitchell, Ross (2012-15)	80-298.2	2.41	

STRIKEOUTS			
Player (Seasons)	IP	K	
1. DuBose, Eric (1995-97)	364.2	428	
2. Brantley, Jeff (1982-85)	427.0	364	
3. Small, Ethan (2016, 18-19)	218.2	318	
4. Stratton, Chris (2010-12)	264.0	279	
5. Maholm, Paul (2001-03)	312.0	273	
6. Wallace, B.J. (1990-92)	265.0	271	
7. Ginter, Matt (1996-99)	225.2	269	
8. Proffitt, Mike (1969-72)	300.1	265	
9. Robinson, Don (1975-78)	323.1	262	
10. Loewer, Carlton (1992-94)	277.1	261	

WALKS			
Player (Seasons)	IP	BB	
1. Brantley, Jeff (1982-85)	427.0	175	
2. Robinson, Don (1975-78)	323.1	170	
3. DuBose, Eric (1995-97)	364.2	165	
4. George, Chris (1989-91)	288.1	143	
5. Loewer, Carlton (1992-94)	277.1	139	
6. Mundie, Don (1979-81)	309.0	129	
7. Jobs, Tracy (1987-90)	299.1	128	
8. Ginter, Matt (1997-99)	225.2	123	
9. Arriete, Nelson (1986-89)	213.0	120	
10. Rath, Gary (1992-94)	239.1	117	

WINNING PERCENTAGE (Min. 15 decisions)			
Player (Seasons)	W-L	PCT.	
1. Thompson, Jerry (1968-71)	18-3	.857	
2. Reed, Bobby (1987-90)	35-7	.833	
3. Brandon, Phillip (1947-49)	14-3	.824	
4. Brantley, Jeff (1982-85)	45-12	.789	
5. Jones, Brantley (1967-70)	27-8	.771	
6. Morgan, Gene (1984-85)	20-6	.769	
7. Robbins, Wayne (1956-58)	13-4	.765	
8. Sheppard, Joe (1948-50)	16-5	.762	
Montgomery, Frank (1961-63)	16-5	.762	
10. Harden, Jon (1989-92)	19-6	.760	

WINS			
Player (Seasons)	G	W	
1. Brantley, Jeff (1982-85)	73	45	
2. Reed, Bobby (1987-90)	58	35	
3. Proffitt, Mike (1969-72)	45	30	
4. Mundie, Don (1979-81)	52	29	
5. Jones, Brantley (1967-70)	36	27	
DuBose, Eric (1995-97)	56	27	
Maholm, Paul (2000-03)	46	27	
Mitchell, Ross (2012-15)	100	27	
9. Robinson, Don (1975-78)	56	24	
10. McRaney, Will (1983-86)	64	23	
Jobs, Tracy (1987-90)	74	23	
George, Chris (1989-91)	58	23	
Jackson, Jeremy (1995-98)	44	23	

LOSSES			
Player (Seasons)	G	L	
1. Robinson, Don (1975-78)	56	18	
2. Crosswhite, Chad (2006-09)	80	17	
3. Kennedy, Kyle (1992-95)	58	16	
4. Johnson, Alan (2003-05)	44	15	
5. Hooten, David (1994-96)	57	14	
6. Loewer, Carlton (1992-94)	53	13	
Jones, Devin (2009-11)	51	13	
Graveman, Kendall (2010-13)	68	13	
9. Eight players tied	--	12	
Last: Pilkington, Konnor (2016-18)			

GAMES STARTED			
Player (Seasons)	G	GS	
1. Brantley, Jeff (1982-85)	73	63	
2. Reed, Bobby (1987-90)	58	52	
3. DuBose, Eric (1995-97)	56	51	
4. Robinson, Don (1975-78)	56	50	
5. George, Chris (1989-91)	58	49	
6. Kennedy, Kyle (1992-95)	58	48	
Brock, Tanner (1999-2002)	59	48	
Graveman, Kendall (2013)	68	48	
9. Jobs, Tracy (1987-90)	74	47	
10. Mundie, Don (1979-81)	52	46	
Pilkington, Konnor (2016-18)	49	46	

INNINGS PITCHED			
Player (Seasons)	IP		
1. Brantley, Jeff (1982-85)	427.0		
2. DuBose, Eric (1995-97)	364.2		
3. Robinson, Don (1975-78)	323.1		
4. Maholm, Paul (2000-03)	312.0		
5. Graveman, Kendall (2010-13)	310.0		
6. Mundie, Don (1979-81)	309.0		
7. Reed, Bobby (1987-90)	304.0		
8. Proffitt, Mike (1969-72)	300.1		
9. Jobs, Tracy (1987-90)	299.1		
10. Mitchell, Ross (2012-15)	298.2		

APPEARANCES			
Player (Seasons)	APP		
1. Johnson, Van (1995-98)	115		
2. Harden, Jon (1989-92)	110		
3. Mitchell, Ross (2012-15)	100		
4. Reed, Caleb (2009-12)	96		
5. Polk, Scott (1995-99)	90		
6. Girodo, Chad (2010-13)	83		
7. Tanksley, Scott (1993-95)	82		
Intorcja, Trent (1983-86)	82		
9. Martin, Mike (1986-88)	81		
Holder, Jonathan (2012-14)	81		

RELIEF APPEARANCES			
Player (Seasons)	RA		
1. Johnson, Van (1995-98)	115		
2. Harden, Jon (1989-92)	110		
3. Reed, Caleb (2009-12)	92		
4. Mitchell, Ross (2012-15)	86		
5. Holder, Jonathan (2012-14)	81		
6. Self, Riley (2017-present)	79		
7. Girodo, Chad (2010-13)	78		
8. Tanksley, Scott (1993-95)	75		
9. Young, Pete (1987-89)	72		
10. Polk, Scott (1995-99)	71		
Ramsey, Saunders (2002-05)	71		

SAVES			
Player (Seasons)	Saves		
1. Holder, Jonathan (2012-13)	37		
2. Johnson, Van (1995-98)	29		
3. Tanksley, Scott (1993-95)	24		
4. Reed, Caleb (2009-12)	21		
5. Young, Pete (1987-89)	19		
6. Powell, Jay (1991-93)	17		
7. Hardwick, Bryan (1979-80, 82)	16		
Gordon, Cole (2016-19)	16		
Price, Spencer (2017)	16		
10. Larson, Adam (1999-2001)	15		



DEFENSIVE RECORDS

SINGLE GAME RECORDS

PUTOUTS		
23	Castoria, Bruce	vs. South Alabama, 3/25/1980
ASSISTS		
10	Thiesen, Gator	vs. Tennessee, 5/11/1984
CHANCES		
24	Castoria, Bruce	vs. South Alabama, 3/25/1980

ERRORS		
4	Castoria, Bruce Davidson, Scott	vs. Alabama, 4/20/1980 vs. Louisiana Tech, 4/6/1994 (DH-1)
DOUBLE PLAYS		
5	Filippi, Craig Rea, Wes	vs. Auburn, 3/19/1983 (DH-1) vs. San Diego, 3/8/2015

TRIPLE PLAYS TURNED		
1		Florida, 1962 Florida, 1962 William Carey, 4/4/1978 (DH-2) vs. Auburn-Montgomery, 3/9/1991

SEASON RECORDS

FIRST BASE		
Putouts	636	Rea, Wes (2012)
Assists	53	Clark, Will (1984)
Chances	669	Rea, Wes (2012)
Fielding Pct.	1.000	Maloney, Chris (1983)
	1.000	Hatcher, Josh (2018)
SECOND BASE		
Putouts	146	Stovall, Hunter (2018)
Assists	211	Pirtle, Brett (2014)
Chances	342	Stovall, Hunter (2018)
Fielding Pct.	.992	Holland, John (2015)

THIRD BASE		
Putouts	67	Sottile, Lou (1981)
Assists	145	Scott, John (1985)
Chances	221	Scott, John (1985)
Fielding Pct.	.972	Still, Phil (1971)
SHORTSTOP		
Putouts	120	Frazier, Adam (2013)
Assists	241	Frazier, Adam (2013)
Chances	375	Frazier, Adam (2013)
Fielding Pct.	.984	Heck, Seth (2014)

OUTFIELD		
Putouts	169	Mangum, Jake (2018)
Assists	11	Renfro, Hunter (2012)
Chances	177	Mangum, Jake (2018)
Fielding Pct.	1.000	Multiple times <i>Last: Robson, Jacob (2016)</i>
CATCHER		
Putouts	548	Patton, Barry (1997)
Assists	82	Skelton, Dustin (2019)
Chances	615	Skelton, Dustin (2019)
Fielding Pct.	.997	Skelton, Dustin (2019)

CAREER RECORDS

FIRST BASE		
Putouts	2,209	Wes Rea (2012-15)
Assists	140	Tommy Raffo (1987-90)
Chances	2,327	Wes Rea (2012-15)
Fielding Pct.	.991	Wes Rea (2012-15)
	.991	Tanner Allen (2018-present)
SECOND BASE		
Putouts	398	Rea, Jeffrey (2004-07)
Assists	619	Rea, Jeffrey (2004-07)
Chances	1,060	Rea, Jeffrey (2004-07)
Fielding Pct.	.984	Holland, John (2015-16)

THIRD BASE		
Putouts	111	Young, Pete (1987-89)
Assists	385	Young, Pete (1987-89)
Chances	548	Young, Pete (1987-89)
Fielding Pct.	.935	Daniel, Chuck (1989-92)
SHORTSTOP		
Putouts	387	Maniscalco, Matthew (2000-03)
Assists	782	Maniscalco, Matthew (2000-03)
Chances	1,221	Maniscalco, Matthew (2000-03)
Fielding Pct.	.973	Heck, Seth (2014-15)

OUTFIELD		
Putouts	556	Mangum, Jake (2016-19)
Assists	21	Kelley, Mike (1976-79)
Chances	586	Mangum, Jake (2016-19)
Fielding Pct.	.996	Robson, Jacob (2013-16)
CATCHER		
Putouts	1,127	Patton, Barry (1995-98)
Assists	169	Skelton, Dustin (2017-19)
Chances	1,239	Patton, Barry (1995-98)
Fielding Pct.	.993	Robinson, Jim (1988-90) Collins, Gavin (2014-16)

SCORING MARGIN

SCORED VS. ALL OPPONENTS (* - SEC opponent)			
30	at Jackson State	32-2	1988
29	vs. Mississippi Valley State	29-0	1999
27*	vs. Kentucky	29-2	1941
26	vs. Mississippi Valley State	27-1	1998
24	vs. Northwestern	27-3	1937
23	vs. Mississippi College	23-0	1991
23*	vs. LSU	26-3	1942
23	vs. UNC Charlotte	24-1	1999
23	vs. Arkansas-Little Rock	27-4	1999
23	vs. Jackson State	23-0	2000
23	vs. Alcorn State	27-4	2010
22	vs. Delta State	24-2	1990
22	vs. Quincy College	22-0	1986
22	vs. Livingston	26-4	1985
22	vs. Mississippi College	25-3	1978
22	vs. Arkansas-Little Rock	22-0	1999
SCORED VS. SEC OPPONENTS			
27	vs. Kentucky	29-2	1941
23	vs. LSU	26-3	1942
19	at Vanderbilt	27-8	1956
19	vs. LSU	25-6	1934
18	vs. Georgia	25-7	1988
18	vs. Tulane	22-4	1958
18	vs. Florida	20-2	2000
17	at Ole Miss	17-0	1990
17	vs. Ole Miss	27-10	1983
16	at South Carolina	16-0	1998
16	vs. Georgia	22-6	1990
15	at Vanderbilt	19-4	1989
15	at Alabama	15-0	1982
15	at Ole Miss	21-6	1997

ALLOWED TO ALL OPPONENTS (* - SEC opponent)			
22	at Florida State	2-24	1966
21*	at LSU	0-21	1946
20	at Vanderbilt	0-20	1923
19*	vs. Alabama	10-29	1943
19*	at Alabama	1-20	1946
18*	vs. Tennessee	4-22	1998
18*	at LSU	1-19	1946
18*	vs. Florida	0-18	2011
17*	vs. Alabama	0-17	1935
17*	South Carolina	3-20	2007
16*	at LSU	5-21	1940
15	vs. Memphis	8-23	1962
15*	at Arkansas	1-16	1995
15*	Auburn	20-15	2019
ALLOWED TO SEC OPPONENTS			
21	at LSU	0-21	1946
19	vs. Alabama	10-29	1943
19	at Alabama	1-20	1946
18	vs. Tennessee	4-22	1998
18	at LSU	1-19	1946
18	vs. Florida	0-18	2011
17	vs. Alabama	0-17	1935
17	vs. South Carolina	3-20	2007
16	at LSU	5-21	1940
16	vs. LSU	1-17	2011
15	at Arkansas	1-16	1995
15	Auburn	20-15	2019
14	at Auburn	5-19	1994
14	at Alabama	2-16	1982
14	vs. LSU	2-16	1951
14	at LSU	3-17	2010

RECORDS



TEAM RECORDS

SINGLE GAME RECORDS

AT-BATS	
65	vs. LSU, 5/22/2019 (17 inn.)
RUNS	
32	vs. Jackson State, 4/29/1988
HITS	
30	vs. Kentucky, 4/30/1989
DOUBLES	
11	vs. Georgia, 3/12/1988
TRIPLES	
5	vs. Southern Miss, 3/25/1979
HOME RUNS	
6	South Carolina, 5/26/1984 North Alabama, 4/6/1988 Jackson State, 4/29/1988 vs. Kentucky, 4/30/1989 at UAB, 3/18/2008

RUNS BATTED IN	
31	vs. Jackson State, 4/29/1988
TOTAL BASES	
53	vs. Kentucky, 4/30/1989
WALKS (Offensive)	
21	vs. UNLV, 3/15/1981 (DH-1)
STOLEN BASES	
10	Arkansas-Pine Bluff, 3/14/2017
INNINGS PITCHED	
17.0	at Ole Miss, 4/29/2007 vs. Missouri, 5/21/2013 vs. LSU, 5/22/2019
MOST RUNS ALLOWED	
24	vs. Florida State, 1966

STRIKEOUTS (Pitching)	
26	vs. LSU, 1909
WALKS (Pitching)	
17	Baylor, 3/9/2008
PUTOUTS	
51	vs. Missouri, 5/21/2013 vs. LSU, 5/22/2019
ASSISTS	
25	vs. Arkansas State, 3/22/1976 (DH-1)
CHANCES	
70	vs. LSU, 5/22/2019
ERRORS	
10	vs. Memphis, 1962

SEASON RECORDS

GAMES PLAYED	
71	1990, 2013
68	1989, 1997, 2018
67	2017, 2019
65	1985, 1998
64	1988, 2005, 2012
WINS (Overall)	
54	1989
52	2019
51	2013
50	1985, 1990
47	1997
LOSSES (Overall)	
33	2008, 2010
30	2015
29	2009, 2018
27	2017
25	1995
WINNING % (Overall)	
.800	1970, 1979
.796	1962
.794	1989
.776	2019
.769	1985
WINNING STREAK (Overall)	
18	2006
17	2013
15	1987
14	1985, 2019
13	1970, 1976, 1979, 1981, 1999, 2015
LOSING STREAK (Overall)	
11	2010
9	1975
6	1987, 1995, 2004, 2015
BATTING AVERAGE	
.335	1999
.332	1997
.328	1977
.325	1998
.324	1988
AT-BATS	
2,510	1990
2,482	1997
2,451	1989
2,432	2013
2,417	2018
HITS	
823	1997
787	1999
784	1990
778	1989
767	1998

HITS PER GAME	
12.5	1999
12.1	1997
11.8	1998
11.4	1989
11.3	1996
RUNS SCORED	
633	1997
618	1989
596	1999
560	1990
542	1998
RUNS PER GAME	
9.5	1999
9.3	1997
9.1	1989
9.0	1983
8.4	1988, 2000
DOUBLES	
166	2019
157	1989
156	1999
146	1998
145	1988
TRIPLES	
33	1979
26	2000
24	1971
23	1977
21	1978, 1990
HOME RUNS	
97	1998
96	1989
83	1984, 1997
82	1999
77	1981
RUNS BATTED IN	
575	1997
549	1989
541	1999
498	1998
491	1988
WALKS	
405	1989
362	1990
355	1981
354	1983
352	1985

STRIKEOUTS (Offensive)	
561	2017
503	2018
448	1991
443	2012
440	1989
STOLEN BASES	
138	1978
103	1981
100	1979
98	1990
89	2011
INNINGS PITCHED	
642.1	2013
616.0	1990
614.2	2018
601.1	1989
600.1	1997
HITS ALLOWED	
668	1997
628	2010, 2018
595	2008
590	1996
580	1989
EARNED RUN AVERAGE	
1.61	1957
1.67	1970
2.29	1974
2.36	1969
2.38	1962
RUNS ALLOWED	
441	2008
440	2010
416	1997
387	2009
373	1998
WALKS ALLOWED	
357	2017
274	2008
268	1997
266	2018
265	1999
STRIKEOUTS (Pitching)	
718	2019
655	1997
619	2018
588	2013
582	1999

COMPLETE GAMES	
42	1981
32	1972
31	1970
30	1971
25	1979
SHUTOUTS	
10	1990
9	1970, 1992, 2016
8	1972, 1973, 1976, 1985, 1989, 2001, 2002, 2014
SAVES	
26	2017
24	2013
21	1998, 2012
19	2016
18	1994
FIELDING PERCENTAGE	
.981	2014
.980	2017
.977	2015
.975	2016
.974	1999, 2003
PUTOUTS	
1,927	2013
1,848	1990
1,844	2018
1,804	1989
1,801	1997
ASSISTS	
834	2013
786	2012
779	1989
766	2014
754	1990
ERRORS	
124	1994
111	1995
110	1985
107	1996, 1997
DOUBLE PLAYS	
80	2013
71	2012
69	1997
68	1985, 2006
63	1990, 2003, 2015, 2018

WINS (SEC games)	
21	2016
20	1989, 2019
19	1997
18	1984, 2014
17	1979, 1981, 1983, 1988, 1990, 1993, 1996, 2000, 2001, 2003, 2017
LOSSES (SEC games)	
24	2010
22	2015
21	2008
20	2009
17	2006, 2004
WINNING % (SEC games)	
.906	1962
.895	1979
.813	1949
.800	1953, 1989
.783	1984
WINNING STREAK (SEC games)	
14	1989
11	1979
10	1981, 2016
8	1970, 1983, 1992, 2003
7	1937, 1948, 1987, 1998
LOSING STREAK (SEC games)	
14	2010
13	1975
7	1939, 1946, 1952, 1959, 2002, 2004



YEARLY TEAM LEADERS (OFFENSIVE)

YEAR	G	AB	R	H	2B	3B	HR	RBI	AVG	BB	SO	SB-SBA	PO	A	E	FLD%
1949	25	877	169	245	38	8	5	122	.279	9	—	9	649	263	38	.960
1950	19	615	139	167	24	7	10	112	.272	—	—	18	—	—	—	—
1951	20	714	144	213	29	10	8	115	.298	—	—	30	546	229	39	.952
1952	23	629	134	184	21	9	3	110	.293	—	—	23	477	235	133	.956
1953	22	770	144	217	25	8	10	112	.282	—	—	15	586	244	27	.969
1954	—	—	—	—	—	—	—	—	—	—	—	—	—	—	—	—
1955	19	656	111	180	15	12	6	93	.274	—	—	16	489	206	64	.916
1956	20	660	138	180	35	13	6	92	.273	—	—	8	480	187	52	.928
1957	18	544	98	140	15	10	6	74	.257	—	—	13	453	187	33	.951
1958	24	739	153	211	30	14	13	127	.286	—	—	15	—	—	—	—
1959	25	827	101	198	20	4	9	82	.239	—	—	—	—	—	—	—
1960	27	848	175	219	21	12	20	134	.259	—	—	28	—	—	50	—
1961	19	643	125	176	29	6	13	95	.274	—	—	15	505	172	25	.946
1962	26	905	170	247	38	10	33	147	.273	—	—	36	714	227	44	.955
1963	28	964	158	272	35	12	17	135	.281	—	—	36	759	260	41	.961
1964	29	945	138	232	36	11	19	119	.245	—	—	32	—	—	—	—
1965	26	772	120	219	33	9	17	102	.284	—	—	—	—	—	—	—
1966	31	1,030	158	257	42	10	20	132	.250	123	184	13	—	—	—	—
1967	31	967	124	249	36	18	9	108	.259	—	—	—	738	317	49	.956
1968	33	997	139	246	34	15	14	118	.247	98	218	43	808	334	58	.952
1969	30	960	141	259	31	15	19	112	.270	84	155	27	747	275	52	.958
1970	40	1,206	189	336	49	19	23	154	.279	115	220	33	961	306	44	.966
1971	44	1,435	249	417	56	24	30	214	.290	136	358	48	1,102	421	56	.965
1972	40	1,080	164	285	36	15	26	149	.264	130	178	25	867	351	53	.958
1973	31	826	111	209	27	4	12	100	.253	79	115	33	657	216	25	.972
1974	27	767	99	183	30	12	10	81	.239	86	75	13	601	243	37	.958
1975	40	1,052	114	226	42	6	8	97	.215	113	159	39	877	372	74	.944
1976	45	1,293	182	319	42	11	13	145	.247	164	152	50	1,068	424	86	.946
1977	48	1,591	372	522	90	23	26	331	.328	255	157	75	1,155	444	69	.959
1978	56	1,849	419	537	74	21	39	348	.290	297	222	138-162	1,371	572	86	.958
1979	60	1,998	473	622	109	33	36	426	.311	310	242	100-129	1,501	649	102	.955
1980	50	1,576	278	416	62	13	19	247	.264	259	219	83-99	1,240	523	85	.954
1981	63	2,088	515	637	120	18	77	458	.305	355	330	103-139	1,552	667	90	.961
1982	51	1,660	363	494	76	8	41	315	.298	266	224	68-89	1,211	564	82	.956
1983	57	1,949	515	614	117	17	72	461	.315	354	290	86-115	1,415	710	95	.957
1984	61	2,025	505	611	106	19	83	461	.302	345	304	74-102	1,502	702	94	.959
1985	65	2,130	504	628	135	13	74	444	.295	352	322	84-110	1,593	682	110	.954
1986	55	1,768	369	513	75	17	57	337	.290	291	315	87-110	1,356	602	89	.957
1987	61	2,085	429	625	117	14	69	396	.300	308	410	44-60	1,554	671	78	.966
1988	64	2,215	537	717	145	16	73	491	.324	324	420	51-71	1,617	682	95	.960
1989	68	2,451	618	778	157	11	96	549	.317	405	440	49-74	1,804	779	104	.961
1990	71	2,510	560	784	135	21	53	490	.312	362	437	98-139	1,848	754	103	.962
1991	63	2,091	428	595	121	11	47	371	.285	314	448	37-68	1,631	682	89	.963
1992	62	2,097	349	563	97	14	39	315	.268	298	410	49-75	1,653	656	91	.962
1993	62	2,125	394	633	128	18	68	370	.298	280	377	24-46	1,602	686	84	.965
1994	59	2,034	381	560	152	14	54	342	.275	287	434	40-68	1,570	675	124	.948
1995	59	2,037	398	575	130	20	51	349	.282	269	435	68-88	1,532	663	111	.952
1996	62	2,251	444	701	141	12	69	402	.311	267	403	56-85	1,654	690	107	.956
1997	68	2,482	633	823	128	20	83	575	.332	310	422	69-96	1,801	708	107	.959
1998	65	2,362	542	767	146	17	97	498	.325	263	395	75-89	1,712	671	90	.964
1999	63	2,349	596	787	156	19	82	541	.335	300	427	37-50	1,676	645	62	.974
2000	61	2,203	513	682	142	26	69	459	.310	301	396	49-62	1,625	632	84	.964
2001	63	2,172	381	594	80	16	38	338	.273	297	423	52-74	1,702	680	85	.966
2002	59	2,103	446	637	125	11	46	411	.303	274	411	44-64	1,551	657	79	.965
2003	63	2,280	416	694	131	15	49	383	.304	222	436	56-74	1,718	713	64	.974
2004	59	2,126	379	660	106	15	59	354	.310	209	387	39-62	1,589	620	87	.962
2005	64	2,226	382	662	115	16	34	346	.297	226	422	35-49	1,675	689	76	.969
2006	60	2,172	438	668	127	11	55	397	.308	281	410	49-58	1,600	651	92	.961
2007	60	2,191	419	692	126	10	51	384	.316	205	401	42-63	1,618	569	81	.964
2008	56	1,979	351	571	103	6	53	313	.289	252	448	47-61	1,481	602	76	.965
2009	54	1,812	356	540	103	11	61	338	.298	250	461	72-93	1,397	524	64	.969
2010	56	1,923	412	569	112	13	68	378	.296	264	431	57-73	1,459	632	90	.959
2011	63	2,106	380	591	102	17	30	338	.281	265	414	89-120	1,662	632	64	.973
2012	64	2,085	287	524	97	5	21	255	.251	261	443	45-72	1,755	786	81	.969
2013	71	2,432	414	713	104	15	30	370	.293	287	433	59-79	1,927	834	82	.971
2014	63	2,094	311	575	70	9	16	282	.275	273	372	68-95	1,714	766	48	.981
2015	54	1,821	285	493	87	8	22	244	.271	253	315	47-62	1,448	724	50	.977
2016	63	2,216	405	682	132	17	47	376	.308	235	378	51-63	1,701	682	61	.975
2017	67	2,282	373	648	116	15	59	339	.284	223	561	75-113	1,798	647	49	.980
2018	68	2,417	408	700	141	14	45	367	.277	247	503	34-46	1,844	657	70	.973
2019	67	2,400	530	755	166	10	64	482	.315	284	432	61-80	1,800	640	69	.973
2020***	16	524	85	136	26	2	11	77	.260	70	117	11-18	426	130	19	.967

*** - The 2020 season was canceled prior to the start of SEC play due to the COVID-19 pandemic, with no NCAA Division I games played following March 12. All records and statistics count.

RECORDS



YEARLY TEAM LEADERS (PITCHING)

YEAR	G	W-L	PCT	ERA	SV	CG	SHO	IP	H	R	ER	BB	SO	HR	BK	HB	WP
1949	25	19-6	.760	2.62	1	20	0	216.1	179	102	63	79	125	8	—	—	—
1950	19	13-6	.684	3.74	—	—	1	169.0	149	87	70	52	88	—	—	—	—
1951	20	11-9	.550	4.87	—	—	1	182.0	143	132	98	146	144	—	—	—	—
1952	23	12-11	.522	4.36	—	—	1	159.0	153	100	77	104	62	—	—	—	—
1953	22	15-7	.682	—	—	—	4	206.0	170	82	—	85	115	—	—	—	—
1954	—	—	—	—	—	—	—	—	—	—	—	—	—	—	—	—	—
1955	19	9-10	.474	4.26	—	—	1	163.0	188	117	89	96	100	—	—	—	—
1956	20	11-9	.550	—	—	14	2	160.0	149	93	69	116	—	—	—	—	—
1957	15	10-5	.667	1.61	—	—	3	151.0	93	39	27	64	106	—	—	4	—
1958	24	14-10	.583	3.38	—	—	1	189.0	179	97	71	96	150	—	—	—	—
1959	—	—	—	—	—	—	—	—	—	—	—	—	—	—	—	—	—
1960	27	16-11	.593	3.88	—	6	2	215.2	191	119	93	111	168	—	—	—	—
1961	19	12-7	.632	2.46	—	7	1	168.1	126	62	46	102	164	10	—	—	—
1962	26	21-5	.808	2.38	—	18	4	238.0	172	84	63	108	234	—	—	—	—
1963	28	17-11	.607	2.95	—	—	3	253.0	185	108	83	118	238	10	—	—	—
1964	29	17-12	.586	2.70	—	—	4	266.2	179	110	80	144	210	—	—	—	—
1965	26	16-10	.615	2.53	—	—	5	231.2	165	86	65	124	212	6	—	—	—
1966	31	20-11	.645	3.00	—	19	3	270.0	220	114	90	127	249	13	—	—	—
1967	31	17-14	.548	3.82	—	16	3	250.1	249	130	106	97	199	9	—	—	—
1968	33	16-17	.485	3.27	—	17	2	269.1	276	131	98	74	209	14	—	—	—
1969	30	20-10	.667	2.36	—	22	5	259.0	210	91	68	85	187	7	—	—	—
1970	40	32-8	.800	1.67	—	31	9	323.1	247	88	60	95	273	6	—	—	—
1971	44	32-12	.727	3.28	—	30	6	366.2	334	174	134	148	279	11	—	—	—
1972	40	24-16	.600	2.43	—	32	8	289.0	208	112	80	113	251	16	—	—	—
1973	31	16-14	.533	3.21	1	23	8	219.0	188	102	78	90	166	17	—	—	—
1974	27	13-14	.481	2.29	—	15	5	200.1	142	76	51	103	144	9	—	—	—
1975	40	16-24	.400	3.69	6	14	6	292.1	236	161	120	181	170	8	—	—	23
1976	45	28-17	.622	2.88	4	21	8	356.0	313	155	114	174	249	15	—	—	13
1977	48	33-15	.688	3.65	7	20	4	385.0	335	214	156	189	275	34	—	—	19
1978	56	38-18	.679	4.18	8	24	0	457.0	460	280	212	215	268	51	—	—	14
1979	60	48-12	.800	3.40	13	25	6	500.1	437	258	189	254	327	30	—	—	26
1980	50	31-19	.620	3.33	7	19	6	413.1	389	207	153	167	237	24	—	—	18
1981	63	46-17	.730	4.21	7	42	2	517.1	563	310	242	224	341	37	—	—	34
1982	51	28-23	.549	4.48	6	17	5	403.2	418	268	201	187	218	32	—	—	28
1983	57	42-15	.737	4.60	10	13	4	471.2	520	320	241	220	271	33	—	—	32
1984	61	45-16	.738	4.17	6	24	2	500.2	503	297	232	240	369	42	—	—	40
1985	65	50-15	.769	3.34	11	20	8	531.0	491	267	197	234	410	38	—	—	34
1986	55	34-21	.618	4.28	6	10	4	452.0	485	282	215	173	370	48	—	—	30
1987	61	39-22	.639	4.86	8	13	6	517.0	538	322	279	244	399	58	6	13	48
1988	64	44-20	.688	3.91	17	2	5	539.0	545	298	234	237	440	37	6	26	32
1989	68	54-14	.794	3.73	13	3	8	601.1	580	315	249	256	414	41	8	15	40
1990	71	50-21	.704	3.78	12	12	10	616.0	567	314	259	244	454	45	5	35	27
1991	63	42-21	.667	3.77	13	5	5	543.2	515	278	228	261	450	42	3	38	37
1992	62	40-22	.645	3.22	12	10	9	551.0	509	261	197	209	504	28	2	34	47
1993	62	41-21	.661	3.74	14	9	5	534.0	533	284	222	235	455	35	3	25	59
1994	59	36-23	.610	4.16	18	8	4	523.1	529	334	242	239	479	29	3	32	36
1995	59	34-25	.576	3.58	9	9	6	510.2	521	278	203	194	454	19	2	28	65
1996	62	38-24	.613	4.00	10	14	1	551.1	590	326	245	226	527	45	6	47	47
1997	68	47-21	.691	5.07	16	5	1	600.1	668	416	338	268	655	78	6	26	70
1998	65	42-23	.646	4.97	21	1	4	570.2	627	373	315	233	564	78	7	25	60
1999	63	42-21	.666	4.08	11	5	6	558.2	534	292	252	265	582	39	4	36	58
2000	61	41-20	.683	4.79	15	3	4	541.2	554	331	288	253	502	40	6	43	5
2001	63	39-24	.619	3.73	13	1	8	567.1	534	283	235	210	539	38	9	55	42
2002	59	34-24	.586	4.30	7	1	8	517.0	534	305	247	182	406	38	8	50	42
2003	63	42-20	.677	3.58	10	4	4	572.2	528	281	228	233	493	33	16	46	36
2004	59	35-24	.593	4.47	9	2	3	529.2	548	314	263	183	428	42	6	35	34
2005	64	42-24	.656	3.51	12	5	3	558.1	569	274	218	199	431	42	8	41	39
2006	60	37-23	.617	4.22	10	5	1	533.1	572	302	250	162	409	49	8	48	32
2007	60	38-22	.633	4.86	18	3	1	539.1	637	350	291	166	496	53	12	50	32
2008	56	23-33	.411	6.82	8	1	2	493.2	595	441	374	274	451	61	5	59	54
2009	54	25-29	.463	6.57	12	5	1	465.2	566	387	340	246	365	66	7	63	52
2010	56	23-33	.411	6.90	7	4	1	486.1	628	440	373	253	387	62	5	60	52
2011	63	38-25	.603	4.39	16	1	6	554.0	572	311	270	227	481	37	5	44	63
2012	64	40-24	.625	2.58	21	3	6	585.0	516	219	168	181	536	17	6	55	40
2013	71	51-20	.718	2.79	24	3	6	642.1	533	255	199	234	588	21	5	68	34
2014	63	39-24	.619	3.06	16	4	8	571.1	514	228	194	211	513	13	6	60	70
2015	54	24-30	.444	4.51	9	5	0	482.2	495	279	242	199	395	39	1	62	52
2016	63	44-18	.698	3.35	19	5	9	567.0	525	249	211	208	576	29	6	59	49
2017	67	40-27	.597	4.94	26	2	3	599.1	540	353	329	357	562	40	8	71	74
2018	68	39-29	.573	4.42	14	—	3	614.2	628	341	302	266	619	45	6	66	76
2019	67	52-15	.776	3.49	16	1	5	600.0	506	269	233	232	718	38	4	57	57
2020 ***	16	12-4	.750	2.85	4	—	1	142.0	96	58	45	61	180	4	3	11	26

*** - The 2020 season was canceled prior to the start of SEC play due to the COVID-19 pandemic, with no NCAA Division I games played following March 12. All records and statistics count.



YEARLY INDIVIDUAL LEADERS (OFFENSIVE)

AT-BATS			RUNS SCORED			HITS			BATTING AVERAGE		
Year	Player	ABs	Year	Player	R	Year	Player	H	Year	Player	AVG.
1949	Jimmy Bragan	111	1949	Jimmy Bragan	26	1949	Jimmy Bragan	41	1949	Jimmy Bragan	.369
1950	Dan Murphy	72	1950	Jimmy Bragan, Dan Murphy	22	1950	Jimmy Bragan	26	1950	Jimmy Bragan	.371
1951	Frank Bragan	87	1951	Dan Murphy	21	1951	Frank Bragan	28	1951	Gerald Walker	.329
1952	Bill Hinton	77	1952	Bill Hinton	23	1952	Dan Murphy	28	1952	Dan Murphy	.389
1953	Bill Hinton	91	1953	Frank Bragan	26	1953	Frank Bragan	32	1953	Frank Bragan	.360
1954	Doug Litton	61	1954	Charles Dickinson	16	1954	Jackie Parker	23	1954	Jackie Parker	.418
1955	Terry Murphy	78	1955	Braxton Nail	20	1955	Braxton Nail	27	1955	Braxton Nail	.380
1956	Charles Dickinson	75	1956	Charles Dickinson	18	1956	Charles Dickinson	26	1956	Don Gardiner	.348
1957	James McNally, Molly Halbert	60	1957	Don Gardiner	19	1957	James McNally	20	1957	James McNally	.333
1958	Larry Gore	87	1958	Charles Turner	24	1958	Charles Turner, Larry Gore	32	1958	Charles Turner	.395
1959	Gary Dempsey	91	1959	Larry Gore	14	1959	Larry Gore	28	1959	Don McNair	.325
1960	Larry Adams	108	1960	Larry Adams	30	1960	Gary Dempsey	36	1960	Gary Dempsey	.371
1961	Gary Dempsey	78	1961	Larry Brannon	16	1961	Gary Dempsey	24	1961	Hal Green	.339
1962	Bill Etheridge	100	1962	Bill Etheridge	23	1962	Bill Etheridge	37	1962	Bill Etheridge	.370
1963	Bill Etheridge	119	1963	Wayne Meadows	22	1963	Wayne Meadows	42	1963	Wayne Meadows	.368
1964	Aubrey Nichols	107	1964	Aubrey Nichols	20	1964	Wayne Meadows	30	1964	Russ Gatlin	.348
1965	Mike Burns, Del Unser	99	1965	Del Unser	24	1965	Mike Burns	33	1965	Mike Burns	.333
1966	Mike Burns	122	1966	Del Unser	31	1966	Del Unser	39	1966	Del Unser	.333
1967	Jim Howarth	124	1967	Jim Howarth	21	1967	Jim Howarth	36	1967	Gary Washington	.330
1968	Jim Howarth	114	1968	Jocko Potts	23	1968	Jim Howarth	40	1968	Sammy Fletcher	.364
1969	Bobby Crosswell	116	1969	Ted Milton	26	1969	Ted Milton	32	1969	Tom Miller	.349
1970	Dave Phares	151	1970	Dave Phares	33	1970	Dave Phares	49	1970	Ted Milton	.328
1971	Bobby Crosswell	175	1971	Phil Still	42	1971	Phil Still	53	1971	Donnie Davis	.368
1972	Ted Milton, Rick Counts	123	1972	Rick Spica, Wayne Pinkerton	22	1972	Rick Spica	39	1972	Rick Spica	.378
1973	Joe Bob Cole	104	1973	Wayne Pinkerton	19	1973	Joe Bob Cole	30	1973	Rick Counts	.311
1974	Wayne Pinkerton	98	1974	Wayne Pinkerton	19	1974	Wayne Pinkerton	30	1974	Rick Davidson	.321
1975	Larry Buckley, Bill Montgomery	124	1975	Steve Hill	16	1975	Steve Hill	39	1975	Steve Hill	.317
1976	Mike Kelley	163	1976	Ken Lee	24	1976	Mike Kelley	50	1976	Mike Kelley	.307
1977	Mike Kelley	193	1977	Mike Kelley, Howie McCann	53	1977	Mike Kelley	74	1977	Nat Showalter	.459
1978	Del Bender	214	1978	Del Bender	54	1978	Russ Aldrich	73	1978	Russ Aldrich	.343
1979	Mike Kelley	235	1979	Mike Kelley	74	1979	Mike Kelley	94	1979	Mike Kelley	.400
1980	Randy Schlosser	188	1980	Mark Gillaspie	34	1980	Mark Gillaspie	54	1980	Mark Gillaspie	.348
1981	Dave Klipstein	251	1981	Mark Gillaspie	81	1981	Mark Gillaspie	85	1981	Mark Gillaspie	.410
1982	Dave Klipstein	200	1982	Mike Bradford	49	1982	Dave Klipstein	77	1982	Dave Klipstein	.385
1983	Rafael Palmeiro	234	1983	Dan Van Cleave	80	1983	Rafael Palmeiro	95	1983	Rafael Palmeiro	.406
1984	Dan Van Cleave	240	1984	Rafael Palmeiro	87	1984	Rafael Palmeiro	98	1984	Rafael Palmeiro	.415
1985	Rafael Palmeiro	250	1985	Will Clark	75	1985	Will Clark	94	1985	Will Clark	.420
1986	Brad Hildreth	210	1986	Brad Hildreth	48	1986	Dan Paradoa	77	1986	Dan Paradoa	.376
1987	Dan Paradoa	236	1987	Burke Masters	53	1987	Dan Paradoa	82	1987	Dan Paradoa	.347
1988	John Cohen	253	1988	Young, Pete	66	1988	John Cohen	84	1988	Jody Hurst	.371
1989	Tommy Raffo	266	1989	Jody Hurst	79	1989	Tommy Raffo	102	1989	Tommy Raffo	.383
1990	David Mitchell	287	1990	Burke Masters	73	1990	Tommy Raffo	97	1990	Tommy Raffo	.358
1991	Steve Hegan	245	1991	Steve Hegan	61	1991	Steve Hegan	76	1991	Jimmy Gammill	.374
1992	Steve Hegan	238	1992	Paul Petrusis	53	1992	Paul Petrusis	79	1992	Paul Petrusis	.338
1993	Paul Petrusis	247	1993	Rex Buckner	52	1993	Rex Buckner	84	1993	Rex Buckner	.349
1994	Scott Tribolet	242	1994	Scott Tribolet	61	1994	Scott Tribolet	74	1994	Ricky Joe Redd	.324
1995	Scott Tribolet	217	1995	Scott Tribolet	56	1995	Scott Tribolet	63	1995	Brian Clark	.314
1996	Rob Hauswald	254	1996	Rob Hauswald	63	1996	Rob Hauswald	63	1996	Adam Piatt	.370
1997	Richard Lee	276	1997	Brooks Bryan	81	1997	Richard Lee	100	1997	Richard Lee	.362
1998	Rusty Thoms	268	1998	Brad Freeman	73	1998	Brian Wiese	103	1998	Brian Wiese	.412
1999	Brian Wiese	252	1999	Brian Wiese	74	1999	Travis Chapman	99	1999	Travis Chapman	.403
2000	Shane Kelly	269	2000	Shane Kelly	75	2000	Shane Kelly	87	2000	Ty Martin	.352
2001	Matthew Maniscalco	244	2001	Michael Brown	47	2001	Jon Knott	70	2001	Jon Knott	.359
2002	Matthew Maniscalco	254	2002	Matthew Brinson	61	2002	Steve Gendron	84	2002	Steve Gendron	.351
2003	Matthew Maniscalco	278	2003	Matthew Maniscalco	57	2003	Matthew Maniscalco	94	2003	Robby Goodson	.358
2004	Steve Gendron	263	2004	Brad Corley	60	2004	Brad Corley	93	2004	Brad Corley	.380
2005	Brad Corley	263	2005	Brad Jones	48	2005	Brad Corley	83	2005	Joseph McCaskill	.377
2006	Jeffrey Rea	250	2006	Edward Easley	60	2006	Jeffrey Rea	94	2006	Thomas Berkery	.383
2007	Jeffrey Rea	245	2007	Edward Easley	59	2007	Edward Easley	87	2007	Brandon Turner	.399
2008	Russ Sneed	215	2008	Grant Hogue	47	2008	Grant Hogue	63	2008	Connor Powers	.348
2009	Connor Powers	196	2009	Connor Powers	49	2009	Russ Sneed	62	2009	Scott DeLoach	.353
2010	Connor Powers	214	2010	Nick Vickerson	58	2010	Connor Powers	81	2010	Connor Powers	.379
2011	C.T. Bradford	244	2011	Nick Vickerson	57	2011	Jarrod Parks	77	2011	Jarrod Parks	.363
2012	Adam Frazier	245	2012	Adam Frazier	45	2012	Adam Frazier	91	2012	Adam Frazier	.371
2013	Adam Frazier	304	2013	Adam Frazier	62	2013	Adam Frazier	* 107	2013	Adam Frazier	.352
2014	Brett Pirtle	240	2014	Brett Pirtle	35	2014	Brett Pirtle	87	2014	Brett Pirtle	.363
2015	Jacob Robson	185	2015	Jacob Robson	41	2015	Jacob Robson	60	2015	Jacob Robson	.324
2016	Nathaniel Lowe	247	2016	Nathaniel Lowe	44	2016	Nathaniel Lowe	86	2016	Jake Mangum	.408
2017	Jake Mangum	278	2017	Brent Rooker	60	2017	Brent Rooker	96	2017	Brent Rooker	.387
2018	Jake Mangum	288	2018	Jake Mangum	63	2018	Jake Mangum	101	2018	Jake Mangum	.351
2019	Jake Mangum	302	2019	Jake Mangum	75	2019	Jake Mangum	* 108	2019	Jake Mangum	.358
2020 ***	Rowley Jordan	65	2020 ***	Rowley Jordan/Jordan Westburg	17	2020 ***	Rowley Jordan	20	2020 ***	Justin Foscoe	.321

BOLD = LED SEC / * = LED NCAA

RECORDS



HOME RUNS		
Year	Player	HR
1949	Alex Grammas	2
1950	Jimmy Bragan, Don Robinson	3
1951	Bill Hinton	4
1952	Dan Murphy	2
1953	Bill Hinton	3
1954	Jackie Parker, Braxton Nail	1
1955	Braxton Nail	3
1956	Charles Dickinson	2
1957	Molly Halbert	4
1958	Jim Boring	5
1959	B. Craig, J. Goodwin, C. Turner	2
1960	Gary Dempsey	5
1961	Larry Brannon	5
1962	H.K. Etheridge	6
1963	H.K. Etheridge	7
1964	Mike Burns	4
1965	Del Unser	7
1966	Del Unser	7
1967	Gary Washington	4
1968	Jim Howarth	3
1969	Ted Milton	8
1970	Fred Yilling	8
1971	Phil Still	11
1972	Rick Counts	7
1973	Rick Counts	5
1974	Wayne Pinkerton	3
1975	Steve Hill, Larry Buckley	2
1976	Fred Dunlap	6
1977	Del Bender	9
1978	Del Bender	17
1979	Rick Dixon, Bob Kocol	8
1980	Bruce Castoria	8
1981	Bruce Castoria	*29
1982	Bruce Castoria	15
1983	Rafael Palmeiro	18
1984	Rafael Palmeiro	29
1985	Will Clark	25
1986	John Mitchell	13
1987	Tracy Echols	12
1988	Richie Grayum	13
1989	Tommy Raffo	22
1990	Tracy Echols	14
1991	Rob Norman	8
1992	Rex Buckner	13
1993	Ricky Joe Redd	13
1994	Drew Williams	16
1995	David Hayman	17
1996	Rob Hauswald	16
1997	Richard Lee	19
1998	Richard Lee	19
1999	Brian Wiese	19
2000	Jon Knott	16
2001	Jon Knott	8
2002	Matthew Brinson	14
2003	Matthew Brinson	8
2004	Brad Corley	19
2005	Thomas Berkery	7
2006	Brian LaNinfa	11
2007	Edward Easley	12
2008	Tyler Moore	14
2009	Connor Powers	19
2010	Connor Powers	16
2011	Nick Vickerson	9
2012	Trey Porter, Wes Rea	5
2013	Hunter Renfroe	16
2014	Wes Rea	5
2015	Wes Rea	6
2016	Brent Rooker	11
2017	Brent Rooker	23
2018	Elijah MacNamee	8
2019	Justin Foscue	14
2020 ***	Four Tied	2

RUNS BATTED IN		
Year	Player	RBI
1949	Alex Grammas	22
1950	Jimmy Bragan	20
1951	Joe Roy Adams	15
1952	Lewis Gilardoni	17
1953	Lewis Gilardoni	21
1954	Braxton Nail	22
1955	Braxton Nail	19
1956	Terry Murphy	15
1957	Molly Halbert	16
1958	Charles Turner, Larry Gore	23
1959	Jim Goodwin	14
1960	Gary Dempsey	21
1961	Larry Brannon	16
1962	H.K. & Bill Etheridge	23
1963	H.K. Etheridge	30
1964	Russ Gatlin	20
1965	Del Unser	23
1966	Del Unser	22
1967	Gary Washington	25
1968	Sammy Fletcher	19
1969	Ted Milton	21
1970	Ted Milton	28
1971	Phil Still	37
1972	Rick Counts	28
1973	Rick Counts	24
1974	Joe Bob Cole	15
1975	Steve Hill	17
1976	Fred Dunlap, Mike Kelley	21
1977	Nat Showalter	44
1978	Del Bender	62
1979	Bob Kocol	65
1980	John McDonald	39
1981	Bruce Castoria	98
1982	Bruce Castoria	59
1983	Brad Winkler	79
1984	Rafael Palmeiro	94
1985	Will Clark	77
1986	Mike McCraney, John Mitchell	57
1987	John Mitchell	55
1988	Richie Grayum	68
1989	Tommy Raffo	80
1990	John Cohen	71
1991	Charlie Anderson	49
1992	Rex Buckner	50
1993	Drew Williams	52
1994	Drew Williams	69
1995	David Hayman	55
1996	Rob Hauswald	63
1997	Richard Lee	90
1998	Richard Lee	85
1999	Brian Wiese	66
2000	Jon Knott	66
2001	Josh West	49
2002	Matthew Brinson	71
2003	Matthew Brinson	49
2004	Craig Tatum	60
2005	Thomas Berkery	55
2006	Brian LaNinfa	50
2007	Edward Easley	63
2008	Tyler Moore	46
2009	Connor Powers	63
2010	Connor Powers	68
2011	Nick Vickerson	37
2012	Wes Rea	41
2013	Hunter Renfroe	65
2014	Wes Rea	41
2015	Wes Rea	38
2016	Brent Rooker	54
2017	Brent Rooker	82
2018	Tanner Allen	45
2019	Tanner Allen	66
2020 ***	Justin Foscue	16

STOLEN BASES		
Year	Player	SB
1949	Jimmy Bragan	3
1950	Jimmy Bragan	7
1951	Frank Bragan, Dan Murphy	7
1952	Bill Hinton	8
1953	Frank Bragan	6
1954	Jackie Parker, Charles Dickinson	11
1955	Charles Dickinson	8
1956	Charles Dickinson, Terry Murphy	2
1957	Don McNair, Frank Power	3
1958	Jim Boring	5
1959	Don McNair	8
1960	Gary Dempsey	6
1961	Hal Green, Gary Dempsey	3
1962	Bill Etheridge	9
1963	Bill Etheridge	7
1964	Aubrey Nichols	13
1965	Del Unser	5
1966	Del Unser	6
1967	Jim Howarth	7
1968	Phil Still	9
1969	M. Washington, B. Croswell, J. Potts	6
1970	Bobby Croswell	12
1971	Bobby Croswell	10
1972	Wayne Pinkerton	6
1973	Dale Holland	10
1974	Wayne Pinkerton	4
1975	Fred Dunlap	8
1976	Bill Montgomery	14
1977	Mike Kelley	25
1978	Del Bender	21
1979	Mike Kelley	27
1980	Randy Schlosser	19
1981	Dave Klipstein	28
1982	Dave Klipstein	18
1983	Dan Van Cleve	16
1984	Dan Van Cleve	15
1985	Dan Van Cleve	38
1986	Barry Winford	18
1987	Burke Masters	9
1988	Barry Winford	11
1989	Burke Masters	9
1990	Jon Shave	24
1991	Steve Hegan	7
1992	Chuck Daniel	11
1993	Paul Petruilis	4
1994	Scott Tribolet	16
1995	Scott Tribolet	15
1996	Damian Scioneaux	15
1997	Damian Scioneaux	20
1998	Brad Freeman, Rusty Thoms	16
1999	Brian Wiese	8
2000	Shane Kelly	17
2001	Phillip Willingham	11
2002	Matthew Maniscalco	12
2003	Matthew Maniscalco	20
2004	Jeffrey Rea	11
2005	Joseph Hunter	8
2006	Jeffrey Rea	14
2007	Jeffrey Rea	13
2008	Grant Hogue	25
2009	Grant Hogue	29
2010	Nick Vickerson	10
2011	Nick Vickerson	28
2012	Adam Frazier	9
2013	Adam Frazier, Hunter Renfroe	9
2014	Derrick Armstrong	14
2015	Jacob Robson	21
2016	Jacob Robson	18
2017	Brent Rooker	18
2018	Jake Mangum	14
2019	Jake Mangum	22
2020 ***	Rowdey Jordan	3

*** - The 2020 season was canceled prior to the start of SEC play due to the COVID-19 pandemic, with no NCAA Division I games following March 12. All records and statistics count.

BOLD = LED SEC / * = LED NCAA



RECORDS

YEARLY INDIVIDUAL LEADERS (PITCHING)

WINS			ERA			STRIKEOUTS			INNINGS PITCHED		
Year	Player	W	Year	Player	ERA	Year	Player	K	Year	Player	IP
1949	Phil Brandon	8	1949	Phil Brandon	2.29	1949	Phil Brandon	52	1949	Phil Brandon	2.2
1950	Joe Sheppard	7	1950	Joe Sheppard	1.87	1950	Joe Sheppard	45	1950	Joe Sheppard	65.0
1951	Floyd Johnson, Beverly Goss	4	1951	Floyd Johnson	2.33	1951	Beverly Goss	45	1951	Beverly Goss	47.0
1952	Curt Monroe	4	1952	Curt Monroe	2.84	1952	Curt Monroe	23	1952	Curt Monroe	57.0
1953	Curt Monroe	6	1953	Curt Monroe	3.20	1953	Charlie Williams	42	1953	Curt Monroe	78.2
1954	Bobo Matthews, Charlie Williams	3	1954	Charlie Williams	2.41	1954	Charlie Williams	32	1954	Charlie Williams	56.0
1955	Joe Wilson, Leon Beasley	3	1955	Joe Wilson	4.22	1955	Charlie Williams	37	1955	Charlie Williams	40.1
1956	Joe Wilson	4	1956	Wayne Robbins	4.18	1956	Monroe Mitchell	56	1956	Wayne Robbins	47.1
1957	Jim Pruett	6	1957	Jim Pruett	1.03	1957	Jim Pruett	42	1957	Jim Pruett	52.1
1958	Wayne Robbins	6	1958	Bill Shoenrock	2.23	1958	Wayne Robbins	43	1958	Wayne Robbins	66.2
1959	Jim Pruett, Ronnie Davis	4	1959	Jim Pruett	1.50	1959	Jim Pruett	27	1959	Not Available	--
1960	Neal Sheffield	5	1960	Guy Parker	2.84	1960	Jerry Merriman	56	1960	Jerry Merriman	56.2
1961	Frank Montgomery, Neal Sheffield	3	1961	Neal Sheffield	1.99	1961	Sammy Ellis	73	1961	Sammy Ellis	57.2
1962	Frank Montgomery	10	1962	Frank Montgomery	0.68	1962	Frank Montgomery	102	1962	Frank Montgomery	92.0
1963	Doug Hutton, Lloyd Langston	5	1963	Claude Reader	2.08	1963	Frank Montgomery	88	1963	Frank Montgomery	66.2
1964	Ken Tatum	4	1964	Frank Chambers	1.50	1964	Frank Chambers	51	1964	Ken Tatum	50.1
1965	Ken Tatum	7	1965	Claude Passeau	1.51	1965	Ken Tatum	62	1965	Ken Tatum	73.2
1966	Ken Tatum	10	1966	Bo Gregory	2.43	1966	Ken Tatum	84	1966	Ken Tatum	95.1
1967	Dennis Hall	7	1967	Brantley Jones	2.29	1967	Brantley Jones	55	1967	Brantley Jones	55.0
1968	Brantley Jones	7	1968	Glenn Wallace	2.22	1968	Brantley Jones	78	1968	Brantley Jones	76.1
1969	Mike Proffitt	6	1969	Glenn Wallace	1.46	1969	Mike Proffitt	57	1969	Mike Proffitt	68.2
1970	Brantley Jones	9	1970	Dennis Hall	0.63	1970	Mike Proffitt, Brantley Jones	55	1970	Brantley Jones	77.0
1971	Mike Proffitt	11	1971	Mike Proffitt	2.02	1971	Jerry Thompson	89	1971	Jerry Thompson	109.0
1972	Mike Proffitt	7	1972	Mike Proffitt	1.41	1972	Mike Proffitt	73	1972	Mike Proffitt	70.0
1973	Butch Holmes, Steve Griffith	5	1973	Butch Holmes	1.07	1973	Steve Griffith	51	1973	Steve Griffith	61.2
1974	Lamar Pritchard, Bobby Myrick	5	1974	Lamar Pritchard	1.44	1974	Bobby Myrick	61	1974	Bobby Myrick	57.2
1975	Don Robinson	4	1975	Harvey Luby	1.88	1975	Don Robinson	59	1975	Don Robinson	67.2
1976	Don Robinson	8	1976	Don Robinson	2.50	1976	Don Robinson	78	1976	Gary Willoughby	98.0
1977	Jack Lazorko	10	1977	Gary Willoughby	2.30	1977	Don Robinson	77	1977	Jack Lazorko	102.0
1978	Jack Lazorko, Bobby Maher	8	1978	Jack Lazorko	2.92	1978	Buddy Maher	55	1978	Buddy Maher	88.0
1979	Ken Kurtz	12	1979	Ken Kurtz	2.09	1979	Ken Kurtz	100	1979	Ken Kurtz	116.0
1980	Four Tied	5	1980	Perry Cliburn	1.79	1980	Don Mundie	49	1980	Perry Cliburn	80.2
1981	Don Mundie	14	1981	John Shrewsberry	1.69	1981	Don Mundie	91	1981	Don Mundie	145.0
1982	Hans Herzog	8	1982	Bill Bond	3.33	1982	Allen Morlock	39	1982	Hans Herzog	83.2
1983	Hans Herzog	12	1983	Will McCraney	2.35	1983	Jeff Brantley	81	1983	Hans Herzog	118.0
1984	Jeff Brantley	13	1984	Jeff Brantley	2.65	1984	Jeff Brantley	115	1984	Jeff Brantley	132.2
1985	Jeff Brantley	18	1985	Gene Morgan	2.28	1985	Jeff Brantley	136	1985	Jeff Brantley	145.2
1986	Trent Intorcja	8	1986	Will McCraney	2.95	1986	Steve King	71	1986	Trent Intorcja	96.1
1987	Mike Martin	11	1987	Mike Martin	4.11	1987	Mike Martin	80	1987	Mike Martin	116.0
1988	Terry Ellis	10	1988	Bobby Reed	* 1.09	1988	Rob Norman	71	1988	Terry Ellis	105.1
1989	Bobby Reed	12	1989	Pete Young	1.22	1989	Tracy Jobs	76	1989	Tracy Jobs	110.1
1990	Bobby Reed	15	1990	Jon Harden	2.21	1990	Bobby Reed	98	1990	Bobby Reed	140.1
1991	B.J. Wallace	10	1991	Jay Powell	1.28	1991	B.J. Wallace	104	1991	B.J. Wallace	109.2
1992	B.J. Wallace	9	1992	Jon Harden	1.96	1992	B.J. Wallace	145	1992	B.J. Wallace	127.1
1993	Carlton Loewer	9	1993	Gary Rath	2.97	1993	Carlton Loewer	101	1993	Carlton Loewer	99.2
1994	Gary Rath	10	1994	Gary Rath	1.71	1994	Gary Rath	141	1994	Gary Rath	115.2
1995	Kyle Kennedy	9	1995	Scott Tanksley	2.91	1995	Eric DuBose	109	1995	Eric DuBose	112.2
1996	Eric DuBose	10	1996	Van Johnson	3.09	1996	Eric DuBose	174	1996	Eric DuBose	133.1
1997	Eric DuBose, Jeremy Jackson	9	1997	Hank Thoms	2.81	1997	Eric DuBose	145	1997	Eric DuBose	118.2
1998	Jeremy Jackson	10	1998	Brian Compton	2.24	1998	Matt Ginter	100	1998	Jeremy Jackson	99.2
1999	Matt Ginter	8	1999	Hank Thoms	2.66	1999	Hank Thoms	121	1999	Hank Thoms	118.1
2000	Mark Freed	9	2000	Jeff Hunter	3.16	2000	Kevin Donovan	98	2000	Kevin Donovan	98.2
2001	Paul Maholm	8	2001	Jeff Lacher	1.12	2001	Paul Maholm	95	2001	Paul Maholm	102.0
2002	Paul Maholm	10	2002	Robby Goodson	2.08	2002	Paul Maholm	77	2002	Paul Maholm	102.1
2003	Paul Maholm	9	2003	Jamie Gant	1.15	2003	Paul Maholm	101	2003	Paul Maholm	107.2
2004	Saunders Ramsey	7	2004	Saunders Ramsey	3.50	2004	Todd Doolittle	62	2004	Jeff Lacher	88.1
2005	Brooks Dunn, Mike Valentine	6	2005	Brett Cleveland	1.96	2005	Alan Johnson	70	2005	Alan Johnson	91.0
2006	Brooks Dunn	8	2006	Justin Pigott	1.66	2006	Brooks Dunn	71	2006	Brooks Dunn	94.0
2007	Chad Crosswhite	8	2007	Ricky Bowen	3.00	2007	Justin Pigott	76	2007	Justin Pigott	113.2
2008	Five Tied	3	2008	Aaron Weatherford	0.85	2008	Ricky Bowen	64	2008	Ricky Bowen	73.1
2009	Nick Routt	5	2009	Nick Routt	4.15	2009	Nick Routt	87	2009	Nick Routt	86.2
2010	Greg Houston	5	2010	Greg Houston	4.60	2010	Chris Stratton	76	2010	Chris Stratton	78.1
2011	Luis Pollorena	7	2011	Caleb Reed	1.55	2011	Chris Stratton	76	2011	Chris Stratton	76.0
2012	Chris Stratton	11	2012	Chris Stratton	2.38	2012	Chris Stratton	127	2012	Chris Stratton	109.2
2013	Ross Mitchell	13	2013	Ross Mitchell	1.53	2013	Jonathan Holder	90	2013	Kendall Graveman	113.2
2014	Ross Mitchell	8	2014	Jacob Lindgren	0.81	2014	Jacob Lindgren	100	2014	Ross Mitchell	110.1
2015	Preston Brown	5	2015	Trevor Fitts	2.03	2015	Austin Sexton	61	2015	Austin Sexton	76.1
2016	Dakota Hudson	9	2016	Zac Houston	1.63	2016	Dakota Hudson	115	2016	Dakota Hudson	113.0
2017	Konnor Pilkington	8	2017	Spencer Price	2.91	2017	Konnor Pilkington	111	2017	Konnor Pilkington	108.0
2018	Four Tied	5	2018	Ethan Small	3.20	2018	Ethan Small	122	2018	Konnor Pilkington	102.8
2019	Ethan Small	10	2019	Ethan Small	1.93	2019	Ethan Small	* 176	2019	Ethan Small	107.0
2020***	Christian MacLeod	4	2020***	Christian MacLeod	0.86	2020***	Christian MacLeod	35	2020***	Christian MacLeod	21.0

BOLD = LED SEC / * = LED NCAA

SAVES

Year	Player	SV
1975	Six Tied	1
1976	Steve Carlson	2
1977	Mike Darby	3
1978	Josh Reagan	5
1979	Bryan Hardwick	7
1980	Bryan Hardwick	5
1981	Steve D'Ercole	2
1982	Bryan Hardwick	4
1983	Trent Intorcio	4
1984	Will McRaney	3
1985	Bobby Thigpen	7
1986	Mike Martin	5
1987	Pete Young	3
1988	Pete Young	8
1989	Pete Young	8
1990	Chuck Daniel	6
1991	Jay Powell	10
1992	Jon Harden	8
1993	Jay Powell	7
1994	Scott Tanksley	13
1995	Scott Tanksley	7
1996	Van Johnson	5
1997	Van Johnson	13
1998	Van Johnson	10
1999	Adam Larson	3
2000	Adam Larson	12
2001	Brandon Medders	6
2002	Jonathan Papelbon	5
2003	Jonathan Papelbon	7
2004	Saunders Ramsey	4
2005	Brett Cleveland	5
2006	Brett Cleveland	5
2007	Ricky Bowen, Aaron Weatherford	5
2008	Aaron Weatherford	7
2009	Chad Crosswhite	6
2010	Ben Bracewell	5
2011	Caleb Reed	12
2012	Jonathan Holder, Caleb Reed	9
2013	Jonathan Holder	21
2014	Jonathan Holder	7
2015	Trevor Fitts	6
2016	Reid Humphreys	7
2017	Spencer Price	14
2018	Cole Gordon	4
2019	Cole Gordon	11
2020 ***	Spencer Price	2

*** - The 2020 season was canceled prior to the start of SEC play due to the COVID-19 pandemic, with no NCAA Division I games played following March 12. All records and statistics count.

YEARLY MVP (OFFENSIVE)

YEAR	PLAYER, POS.	AVG.	HR	RBI
1948	J.N. Grace Jr.	.375	—	—
1949	Jimmy Bragan, 2B	.369	0	19
1950	Jimmy Bragan, 2B	.371	3	20
1951	Gerald Walker, OF	.329	0	14
1952	Dan Murphy, SS	.389	1	5
1953	Frank Bragan, 2B	.360	1	13
1954	—	—	—	—
1955	Braxton Nail, C	.380	3	19
1956	Don Gardiner, 2B	.348	1	5
1957	James McVally, 1B	.333	0	5
1958	Charles Turner, OF	.395	2	23
1959	Don McNair, OF	.325	0	6
1960	Gary Dempsey, 3B	.371	5	21
1961	Hal Green, 2B/OF	.339	2	13
1962	Bill Etheridge, 1B	.370	5	23
1963	Wayne Meadows	.368	1	11
1964	Russ Gatlin, OF	.348	3	20
1965	Mike Burns, OF	.333	3	17
1966	Del Unser, CF	.333	6	22
1967	Gary Washington, 1B	.330	4	25
1968	Sammy Fletcher, C	.364	2	19
1969	Ted Milton, LF	.323	8	21
1970	Ted Milton, LF	.328	4	28
1971	Phil Still, 3B	.351	11	37
1972	Rick Spica, LF	.328	5	19
1973	Rick Counts, 1B	.311	5	24
1974	Rick Davidson, C	.321	1	11
1975	Steve Hill, 3B/OF	.317	2	17
1976	Mike Kelley, CF	.307	3	21
1977	Nat Shoualter, LF	.459	4	44
1978	Del Bender, LF	.308	17	62
1979	Bob Kocol, RF	.366	8	65
1980	John McDonald, C	.294	3	39
1981	Mark Gillaspie, RF	.410	20	78
1982	Bruce Castoria, 1B	.335	15	59
1983	Rafael Palmeiro, LF	.406	18	78

YEAR	PLAYER, POS.	AVG.	HR	RBI
1984	Rafael Palmeiro, LF	.415	29	94
1985	Will Clark, 1B	.420	25	77
1986	Dan Parado, LF	.376	9	50
1987	Dan Parado, LF	.347	7	40
1988	Young, Pete, 3B	.338	12	53
1989	Tommy Raffo, 1B	.383	22	80
1990	Tommy Raffo, 1B	.358	13	69
1991	Charlie Anderson, 2B	.275	7	49
1992	Rex Buckner, RF	.297	13	50
1993	Drew Williams, 1B	.319	8	52
1994	Drew Williams, 3B	.300	16	69
1995	David Hayman, OF	.298	17	55
1996	Rob Hauswald, 2B	.354	16	63
1997	Richard Lee, 1B	.362	19	90
1998	Brian Wiese, OF	.412	14	57
1999	Cliff Wren, 1B	.367	13	60
2000	Travis Chapman, 3B	.350	7	63
2001	Jon Knott, OF	.359	8	41
2002	Steve Gendron, OF	.351	2	48
2003	Matthew Maniscalco, SS	.338	7	42
2004	Brad Corley, OF	.380	13	55
2005	Brad Corley, OF	.316	5	40
2006	Thomas Berkery, SS	.383	7	44
2007	Edward Easley, C	.358	12	63
2008	Tyler Moore, 1B	.299	14	46
2009	Connor Powers, 1B	.301	19	63
2010	Connor Powers, 1B	.379	16	68
2011	Jarrod Parks, 3B	.363	3	36
2012	Adam Frazier, SS	.371	0	26
2013	Hunter Renfro, OF	.345	16	65
2014	Brett Pirtle, 2B	.363	2	31
2015	Jacob Robson, OF	.324	1	9
2016	Jake Mangum, OF	.408	1	28
2017	Brent Rooker, OF/1B	.387	23	82
2018	Jake Mangum, OF	.351	3	33
2019	Jake Mangum, OF	.358	1	39

YEARLY MVP (PITCHING)

YEAR	PLAYER	W-L	IP	K
1948	Phillip Brandon	6-1	—	—
1949	Phillip Brandon	8-2	2.29	52
1950	Joe Sheppard	7-1	1.87	45
1951	Floyd Johnson	4-0	2.33	19
1952	Curtis Monroe	4-2	2.84	23
1953	Curtis Monroe	6-3	3.20	39
1954	—	—	—	—
1955	Charlie Williams	3-3	4.46	37
1956	Wayne Robbins	3-2	—	27
1957	Jim Pruett	6-1	1.03	42
1958	Wayne Robbins	6-1	2.97	43
1959	Jim Pruett	4-0	—	—
1960	Jerry Merriman	4-3	3.65	56
1961	Sammy Ellis	2-4	2.81	73
1962	Frank Montgomery	10-0	0.68	102
1963	Doug Hutton	5-0	2.15	38
1964	Frank Chambers	3-1	1.50	51
1965	Ken Tatum	7-1	2.32	62
1966	Ken Tatum	10-2	2.54	84
1967	Brantley Jones	6-3	2.29	55
1968	Brantley Jones	7-3	2.36	78
1969	Glenn Wallace	3-0	1.46	30
1970	Brantley Jones	9-0	1.51	55
1971	Mike Proffitt	11-2	2.02	80
1972	Mike Proffitt	7-3	1.41	73
1973	Butch Holmes	5-2	1.07	41
1974	Lamar Pritchard	5-2	1.44	31
1975	Harvey Luby	2-3	1.88	16
1976	Don Robinson	8-4	2.50	78
1977	Jack Lazorko	10-3	2.74	55
1978	Jack Lazorko	8-2	2.92	32
1979	Ken Kurtz	12-2	2.09	100
1980	Perry Cliburn	5-3	1.79	40
1981	Don Mundie	14-5	3.60	91
1982	Hans Herzog	8-4	3.87	34
1983	Hans Herzog	12-3	4.96	61

YEAR	PLAYER	W-L	IP	K
1984	Jeff Brantley	13-3	2.65	115
1985	Jeff Brantley	18-2	2.29	136
1986	Will McRaney	7-5	2.95	62
1987	Mike Martin	11-5	4.11	80
1988	Terry Ellis	10-4	4.70	61
1989	Bobby Reed	12-3	3.72	54
1990	Bobby Reed	15-4	3.01	98
1991	B.J. Wallace	10-5	3.78	104
1992	B.J. Wallace	9-3	2.69	145
1993	Carlton Loewer	9-3	3.07	101
1994	Gary Rath	10-3	1.71	141
1995	Eric DuBoise	8-4	3.28	109
1996	Eric DuBoise	10-4	3.11	174
1997	Van Johnson	5-4, 13 Saves	4.21	90
1998	Jeremy Jackson	10-3	4.61	91
1999	Hank Thoms	7-6	2.66	121
2000	Kevin Donovan	7-5	4.20	98
2001	Tanner Brock	7-2	4.44	72
2002	Maholm, Paul	10-3	3.43	77
2003	Maholm, Paul	9-2	2.76	101
2004	Jeff Lacher	5-6	4.08	56
2005	Alan Johnson	5-6	4.15	70
2006	Justin Pigott	7-1, 2 Saves	1.66	41
2007	Justin Pigott	7-7	4.51	76
2008	Aaron Weatherford	3-1, 7 Saves	0.85	62
2009	Nick Rountt	5-3	4.15	87
2010	Chris Stratton	5-3	5.29	76
2011	Caleb Reed	1-2, 12 Saves	1.55	66
2012	Chris Stratton	11-2	2.38	127
2013	Mitchell, Ross	13-0	1.53	44
2014	Jacob Lindgren	6-1	0.81	100
2015	Austin Sexton	4-4	3.77	61
2016	Dakota Hudson	9-5	2.55	115
2017	Spencer Price	4-1	2.91	40
2018	Ethan Small	5-4	3.20	122
2019	Ethan Small	10-2	1.93	176



NATIONAL AWARDS & HONORS

NATIONAL COACH OF THE YEAR			
Year	Coach	Publication	Honor
1985	Ron Polk	ABCA	Winner
2018	Gary Henderson	NCBWA Perfect Game ABCA	Winner Winner Finalist

GOLDEN SPIKES AWARD			
Year	Pos.	Player	Honor
1984	OF	Rafael Palmeiro	Finalist
1985	1B	Will Clark	Winner
2016	P	Dakota Hudson	Semifinalist
2017	1B/OF	Brent Rooker	Finalist
2019	OF	Jake Mangum	Semifinalist
2019	P	Ethan Small	Semifinalist

DICK HOWSER TROPHY			
Year	Pos.	Player	Honor
2012	P	Chris Stratton	Semifinalist
2013	OF	Hunter Renfroe	Semifinalist
2016	P	Dakota Hudson	Semifinalist
2017	1B/OF	Brent Rooker	Finalist
2019	OF	Jake Mangum	Semifinalist
2019	P	Ethan Small	Semifinalist

NATIONAL PITCHER OF THE YEAR				
Year	Pos.	Player	Publication	Honor
2012	RHP	Chris Stratton	Perfect Game College Baseball Hall of Fame	Winner Semifinalist
2019	LHP	Ethan Small	ABCA College Baseball Hall of Fame	Winner Winner

NATIONAL PLAYER OF THE YEAR				
Year	Pos.	Player	Publication	Honor
2017	1B	Brent Rooker	Collegiate Baseball	Winner (Co)

NATIONAL FRESHMAN OF THE YEAR				
Year	Pos.	Player	Publication	Honor
1983	OF	Rafael Palmeiro	Baseball America	Winner
2019	RHP	JT Ginn	Collegiate Baseball Perfect Game	Winner (Co) Winner
2020	LHP	Christian MacLeod	Collegiate Baseball	Winner (Co)

NCBWA STOPPER OF THE YEAR			
Year	Pos.	Player	Honor
2013	RHP	Jonathan Holder	Finalist
2014	LHP	Jacob Lindgren	Finalist

ABCA GOLD GLOVE AWARD			
Year	Pos.	Player	
2018	OF	Jake Mangum	

JOHNNY BENCH AWARD			
Year	Pos.	Player	Honor
2007	C	Ed Easley	Winner

BROOKS WALLACE AWARD			
Year	Pos.	Player	Honor
2013	SS	Adam Frazier	Semifinalist

GREGG OLSON AWARD			
Year	Pos.	Player	Honor
2014	LHP	Jacob Lindgren	Semifinalist

SENIOR CLASS AWARD			
Year		Player	Honor
2019		Jake Mangum	Winner

CoSIDA ACADEMIC ALL-AMERICANS (18 student-athletes; 23 honors)

Year	Pos.	Player	Honor
1971	OF	Ted Milton	Second Team
1979	OF	Bob Kocol	First Team
1984	OF	Dan Van Cleve	First Team
1989	OF	Jody Hurst	Third Team
	2B	Burke Masters	First Team
	1B	Tommy Raffo	First Team
1990	3B	Burke Masters*	First Team
	1B	Tommy Raffo	First Team
1991	3B	Chuck Daniel	Second Team
	OF	Joey Hamilton	Second Team
1992	3B/P	Chuck Daniel	Third Team
1994	P	Gary Rath	Second Team

Year	Pos.	Player	Honor
1997	P	Jeremy Jackson	First Team
	1B	Richard Lee	Third Team
	3B	Adam Platt	Third Team
1998	P	Jeremy Jackson*	First Team
	P	Van Johnson	Second Team
	1B	Richard Lee	Third Team
2000	DH	Ty Martin	Third Team
2010	P	Greg Houston	Third Team
	IF	Russ Sneed	Third Team
2012	P	Chris Stratton	Second Team
2015	IF	Seth Heck	Second Team

* H. Boyd McWhorter SEC Scholar-Athlete of the Year

NATIONAL HALL OF FAME HONOREES

NATIONAL COLLEGE BASEBALL HALL OF FAME			
Year	Pos.	Player	Years at MSU
2006	1B	Will Clark	1983-85
2009	DH/OH	Rafael Palmeiro	1983-85
	Head Coach	Ron Polk	1976-97, 2002-08

OMAHA COLLEGE BASEBALL HALL OF FAME			
Year	Pos.	Player	Years at MSU
2014	1B	Will Clark	1983-85

ABCA HALL OF FAME		
Year	Coach	MSU Record (Yrs.)
1967	C.R. "Dudy" Noble	267-201-9 (1920-47)
		<i>Claimed three Southern Conference titles (1921, 1922, 1924)</i>
1977	Paul Gregory	328-200-2 (1957-74)
		<i>Won four SEC titles (1965, 1966, 1970, 1971)</i>
		<i>Appeared in four NCAA Tournaments, reaching the College World Series (1971)</i>
1995	Ron Polk	1,139-590-2 (1976-97, 2002-08)
		<i>Claimed three SEC titles at MSU (1979, 1985, 1987) and one at Georgia (2001)</i>
		<i>Appeared in the NCAA Tournament 20 times, with seven trips to the College World Series at MSU</i>
		<i>Owned an overall head coaching record of 1,373-702-2</i>
		<i>Owned 23 total trips to the NCAA Tournament and eight total trips to the College World Series</i>
2018	Pat McMahon	164-88 (1998-2001)
		<i>Guided MSU to four-straight NCAA Tournament berths and the 1998 College World Series</i>
		<i>Owned an overall head coaching record of 584-317-1 in 15 seasons</i>
		<i>Made 10 total trips to the NCAA Tournament, also leading Florida to the College World Series (2005)</i>

HISTORY & HONORS



ALL-AMERICANS				(49 student-athletes; 132 honors)
Year	Pos.	Player	Honor	
1949	OF	Lee Watts	ABCA (Second Team)	2012 P Chris Stratton <i>CONSENSUS FIRST TEAM</i> ABCA (First Team) Baseball America (First Team) Collegiate Baseball (First Team) NCBWA (First Team) College Baseball Insider (First Team) Perfect Game (First Team)
1962	P	Frank Montgomery	ABCA (Second Team)	
1966	OF	Del Unser	Sporting News (First Team) ABCA (Second Team)	
1971	SS OF 3B	Bobby Croswell Dave Phares Phil Still	Sporting News (HM) Sporting News (HM) ABCA (First Team) Sporting News (First Team)	
1977	OF	Nat Showalter	<i>CONSENSUS FIRST TEAM</i> ABCA (First Team) Sporting News (First Team)	2013 OF Hunter Renfroe <i>CONSENSUS FIRST TEAM</i> ABCA (First Team) Baseball America (First Team) Collegiate Baseball (First Team) NCBWA (First Team) Perfect Game (First Team) College Baseball Insider (First Team) Perfect Game (First Team)
1979	OF P	Mike Kelley Ken Kurtz	ABCA (First Team) ABCA (Third Team)	
1981	OF 1B	Mark Gillaspie Bruce Castoria	ABCA (First Team) Baseball America (Second Team) ABCA (Third Team) Baseball America (Second Team)	
1983	OF DH	Rafael Palmeiro Brad Winkler	Baseball America (First Team) ABCA (Second Team) ABCA (Third Team)	
1984	1B OF	Will Clark Rafael Palmeiro	ABCA (Second Team) <i>CONSENSUS FIRST TEAM</i> ABCA (First Team) Baseball America (First Team)	P Jonathan Holder SS Adam Frazier P Ross Mitchell P Chad Girono 2014 P Jacob Lindgren Baseball America (Second Team) Perfect Game (Third Team) NCBWA (Second Team) Collegiate Baseball (Third Team) Collegiate Baseball Insider (HM) Baseball America (First Team) Perfect Game (First Team) NCBWA (Second Team)
1985	P 1B OF	Jeff Brantley Will Clark Rafael Palmeiro	<i>CONSENSUS FIRST TEAM</i> Sporting News (First Team) Baseball America (First Team) ABCA (First Team) <i>CONSENSUS FIRST TEAM</i> ABCA (First Team) Sporting News (First Team) Baseball America (First Team) Sporting News (First Team)	
1988	UTL	Pete Young	ABCA (Second Team)	
1989	1B UTL	Tommy Raffo Pete Young	Baseball America (Second Team) ABCA (First Team)	
1990	1B	Tommy Raffo	ABCA (Second Team)	2016 P Dakota Hudson 1B Nathaniel Lowe OF Jake Mangum 2017 P Spencer Price 1B Brent Rooker <i>NCBWA (Third Team)</i> <i>CONSENSUS FIRST TEAM</i> Collegiate Baseball (First Team) Baseball America (First Team) D1Baseball (First Team) ABCA (First Team) NCBWA (First Team) Perfect Game (First Team)
1992	P P	B.J. Wallace Jon Harden	Baseball America (Second Team) Collegiate Baseball (Third Team) ABCA (Third Team) ABCA (Second Team)	
1993	P SS OF	Carlton Loewer Paul Petruilis Ricky Joe Redd	ABCA (Third Team) NCBWA (Third Team) NCBWA (Third Team)	
1994	P	Gary Rath	Baseball America (First Team) ABCA (First Team) NCBWA (First Team) Collegiate Baseball (Second Team)	
1996	P DH	Eric DuBose Rob Hauswald	ABCA (Second Team) Baseball America (Second Team) NCBWA (Second Team) Collegiate Baseball (Third Team) ABCA (Second Team)	2019 1B Tanner Allen 2B Justin Foscoe OF Jake Mangum P Ethan Small 2020*** P Christian MacLeod <i>Collegiate Baseball (Third Team)</i>
1997	P P	Eric DuBose Van Johnson	NCBWA (Third Team) NCBWA (Second Team) ABCA (Second Team)	
1998	2B OF	Brad Freeman Brian Wiese	NCBWA (Second Team) NCBWA (First Team)	
2002	P	Paul Maholm	NCBWA (Third Team)	
2003	P	Paul Maholm	Collegiate Baseball (Third Team) ABCA (Third Team) NCBWA (Third Team)	2019 1B Tanner Allen 2B Justin Foscoe OF Jake Mangum P Ethan Small 2020*** P Christian MacLeod <i>Collegiate Baseball (Third Team)</i>
2004	OF	Brad Corley	Baseball America (First Team) USA Today (Second Team) Collegiate Baseball (Third Team) ABCA (Third Team)	
2006	SS	Thomas Berkery	Collegiate Baseball (Second Team) Rivals.com (HM)	
2007	C SS	Edward Easley Brandon Turner	ABCA (First Team) NCBWA (Second Team) Collegiate Baseball (Second Team) Rivals.com (Second Team) NCBWA (Second Team)	

*** Only Collegiate Baseball Newspaper named All-Americans for the 2020 season, which was shortened due to the COVID-19 pandemic.



USA BASEBALL

USA COLLEGIATE NATIONAL TEAM		
Year	Pos.	Player
1984	IF	Will Clark
1986	IF	Brad Hildreth
1992	P	B.J. Wallace
1993	P	Carlton Loewer
1995	P	Eric DuBose
1998	P	Matt Ginter
2012	IF	Adam Frazier
2017	P	Konnor Pilkington
2019	IF	Tanner Allen
	IF	Justin Foscue

OLYMPIANS			
Year	Pos.	Player	Olympics
1984	IF	Will Clark	Los Angeles
1988	Assistant Coach	Ron Polk	Seoul
1992	P	B.J. Wallace	Barcelona
1996	Assistant Coach	Ron Polk	Atlanta
	P	Eric DuBose	Atlanta

FRESHMAN ALL-AMERICANS (39 student-athletes; 52 honors)

Year	Pos.	Player	Honor
1983	OF	Rafael Palmeiro	Baseball America Collegiate Baseball
1986	SS	Brad Hildreth	Baseball America
1987	3B	Pete Young	Baseball America
1988	P	Bobby Reed	Baseball America
1989	P	Chris George	Baseball America
1991	2B	Paul Petruilis	Baseball America
	P	Jay Powell	Baseball America
1993	OF	David Hayman	Mizuno
	P	Scott Tanksley	Mizuno
1995	P	Eric DuBose	Baseball America Mizuno
	DH	Rob Hauswald	Mizuno (HM)
	P	Scott Polk	Mizuno (HM)
	3B	Richard Lee	Mizuno (HM)
1997	2B	Travis Chapman	Mizuno (Third Team)
1998	P	Mark Freed	Collegiate Baseball (HM)
	DH	Jon Knott	Collegiate Baseball
2000	SS	Matthew Maniscalco	Collegiate Baseball
	P	Chris Young	Collegiate Baseball (HM)
2001	1B	Matthew Brinson	Collegiate Baseball (HM)
	DH	Brent Lewis	Collegiate Baseball (HM)
	P	Paul Maholm	Collegiate Baseball
	3B	Steve Gendron	Collegiate Baseball (HM)
2002	OF	Jon Mungle	Collegiate Baseball (HM)
2003	P	Jamie Gant	Collegiate Baseball (HM)
2005	P	Josh Johnson	Collegiate Baseball
	2B	Jeffrey Rea	Collegiate Baseball

Year	Pos.	Player	Honor
2006	P	Matt Lea	Collegiate Baseball
2007	SS	Brandon Turner	Baseball America Collegiate Baseball Rivals.com
	P	Ricky Bowen	Collegiate Baseball
2009	P	Nick Routt	PingBaseball.com
2011	OF	C.T. Bradford	Collegiate Baseball
2012	P	Jonathan Holder	Collegiate Baseball NCBWA
2016	OF	Jake Mangum	Baseball America Collegiate Baseball NCBWA (First Team) Perfect Game
2017	P	Riley Self	Collegiate Baseball Baseball America
2018	1B OF	Tanner Allen Rowdey Jordan	Collegiate Baseball D1Baseball
2019	P	JT Ginn	Baseball America Collegiate Baseball D1Baseball NCBWA (First Team) Perfect Game
2020 ***	P P	Christian MacLeod Will Bednar	Collegiate Baseball Collegiate Baseball

*** Only Collegiate Baseball Newspaper named All-Americans for the 2020 season, which was shortened due to the COVID-19 pandemic.

HISTORY & HONORS



ABCA ALL-REGION				(64 student-athletes; 80 honors)			
Year	Pos.	Player	Honor	Year	Pos.	Player	Honor
1949	2B	Pete Grammas	First Team	1993	P	Carlton Loewer	First Team
1950	P	Joe Sheppard	First Team		OF	Rex Buckner	Second Team
1971	3B	Phil Still	First Team		SS	Paul Petruilis	Second Team
1972	P	Mike Proffitt	First Team		P	Jay Powell	Second Team
1977	OF	Nat Showalter	First Team		OF	Ricky Joe Redd	Second Team
	1B	Jim Kallaher	Second Team	1994	P	Gary Rath	First Team
	OF	Mike Kelley	Second Team		P	Scott Tanksley	Second Team
	P	Jack Lazorko	Second Team		3B	Drew Williams	Second Team
	C	Russ Aldrich	First Team	1995	OF	David Hayman	Second Team
1978	OF	Del Bender	First Team	1996	P	Eric DuBose	First Team
	C	Russ Aldrich	Second Team		DH	Rob Hauswald	First Team
	P	Jack Lazorko	Second Team	1997	P	Van Johnson	First Team
1979	OF	Mike Kelley	First Team	1999	OF	Brian Wiese	First Team
	P	Ken Kurtz	First Team	2003	P	Paul Maholm	First Team
	C	John McDonald	First Team	2004	OF	Brad Corley	First Team
	OF	Bob Kocol	Second Team	2006	2B	Jeffrey Rea	Second Team
	DH	Rick Dixon	Third Team	2007	C	Edward Easley	First Team
1980	OF	Mark Gillaspie	First Team	2012	P	Chris Stratton	First Team
1981	1B	Bruce Castoria	First Team	2013	OF	Hunter Renfro	First Team
	OF	Mark Gillaspie	First Team		SS	Adam Frazier	Second Team
1982	1B	Bruce Castoria	First Team		P	Jonathan Holder	Second Team
	OF	Dave Klipstein	First Team	2014	2B	Brett Pirtle	Second Team
1983	DH	Rafael Palmeiro	First Team	2016	P	Dakota Hudson	First Team
	SS	Bob Parker	First Team		OF	Jake Mangum	First Team
	OF	Brad Winkler	First Team		DH	Brent Rooker	Second Team
1984	P	Jeff Brantley	First Team	2017	1B	Brent Rooker	First Team
	1B	Will Clark	First Team		SS	Ryan Gridley	Second Team
	OF	Rafael Palmeiro	First Team	2018	OF	Jake Mangum	Second Team
	2B	Gator Thiesen	Second Team	2019	1B	Tanner Allen	First Team
1985	P	Jeff Brantley	First Team		2B	Justin Foscoe	First Team
	1B	Will Clark	First Team		OF	Jake Mangum	First Team
	OF	Rafael Palmeiro	Second Team		P	Ethan Small	First Team
1986	OF	Dan Paradoa	Second Team		C	Dustin Skelton	Second Team
1987	SS	Brad Hildreth	Second Team	2020	Not awarded due to COVID-19 pandemic		
1988	DH	Richie Grayum	First Team				
	3B	Pete Young	First Team				
	OF	Jody Hurst	Second Team				
1989	OF	Jody Hurst	First Team				
	2B	Burke Masters	First Team				
	3B	Pete Young	First Team				
	1B	Tommy Raffo	Second Team				
1990	1B	Tommy Raffo	First Team				
	SS	Jon Shave	Second Team				
	P	Bobby Reed	Second Team				
1991	P	Jay Powell	Second Team				
1992	P	Jon Harden	First Team				
	P	B.J. Wallace	First Team				

NEWSOM AWARD

The Newsom Award was first awarded in 1990 by retired MSU professor and State's former NCAA Faculty Advisory Representative Walt Newsom. Named in memory of his parents, Carroll and Francis Newsom, the award annually honors the scholastic achievement of a Mississippi State athlete in each MSU sport, as well as overall male and female winners.

1991	Chuck Daniel
1992 *	Chuck Daniel
1993	Drew Williams
1994	Drew Williams
1995	Scott Tribolet
1996	Jeremy Jackson
1997	Adam Piatt
1998 *	Jeremy Jackson
1999	Brian Wiese
2000	Travis Chapman
2001	Joey Collums
2002	Joey Collums
2003	Joey Collums

2004	Saunders Ramsey
2005	Michael Rutledge
2006	Brad Jones
2007	Justin Pigott
2008	Justin Pigott
2009	Grant Hogue
2010	Russ Sneed
2011	Ryan Collins
2012 *	Brent Brownlee
2013	Kendall Graveman
2014	Ben Bracewell
2015	Seth Heck
2016	Brent Rooker
2017	Josh Lovelady
2018	Hunter Vansau
2019 *	Cole Gordon
2020	Jordan Westburg

* All-Sports Winner



SOUTHEASTERN CONFERENCE AWARDS & HONORS

SEC PLAYER OF THE YEAR			Established in 1994
Year	Pos.	Player	Key Statistics
2017	1B/OF	Brent Rooker	.415 BA / 20 HR / 73 RBIs Claimed SEC Triple Crown
SEC PITCHER OF THE YEAR			Established in 2003
Year	Pos.	Player	Key Statistics
2012	RHP	Chris Stratton	2.38 ERA / 11-2 / 1 SV / 109.2 IP / 127 K SEC Leader in ERA
2019	LHP	Ethan Small	1.93 ERA / 10-2 / 107.0 IP / 176 K SEC Leader in strikeouts, No. 2 in ERA
SEC FRESHMAN OF THE YEAR			Established in 2000
Year	Pos.	Player	Key Statistics
2016	OF	Jake Mangum	.408 BA / 84 H / 458 OBP Won SEC Batting Title
2019	RHP	JT Ginn	3.13 ERA / 8-4 / 86.1 IP / 105 K

SEC COACH OF THE YEAR		Established in 1933
Year	Coach	
1948	R.P."Doc" Patty	
1949	R.P."Doc" Patty	
1965	Paul Gregory	
1966	Paul Gregory	
1970	Paul Gregory	
1971	Paul Gregory	
1979	Ron Polk	
1985	Ron Polk	
1989	Ron Polk	
2016	John Cohen	
BASEBALL SCHOLAR-ATHLETE OF THE YEAR		Established in 2004
Year	Pos.	Player
1990	IF	Burke Masters *
1998	P	Jeremy Jackson *
2013	IF	Sam Frost
2014	IF	Seth Heck
2015	IF	Seth Heck

* - Student-Athlete honored as the overall SEC Scholar-Athlete of the Year, regardless of sport.

SOUTHEASTERN CONFERENCE WEEKLY HONORS

SEC PLAYER OF THE WEEK			SEC PITCHER OF THE WEEK			SEC FRESHMAN OF THE WEEK		
Year	Player	Week	Year	Player	Week	Year	Player	Week
1985	Jeff Brantley	March 12	1987	Mike Martin	April 7	2007	Brandon Turner	April 2
	Will Clark	March 19		Nelson Arriete	May 11		Brandon Turner	April 23
	Will Clark	March 26	1988	Mike Martin	March 29	2010	Chris Stratton	May 22
	Jeff Brantley	April 30	1990	Chris George	April 2	2011	Daryl Norris	Feb. 21
1986	Dan Paradoa	May 5	1992	B.J. Wallace	March 24		Daryl Norris	March 28
1988	Tommy Raffo	May 2	1993	Carlton Loewer	March 29	2012	Demarcus Henderson	March 12
1989	Tommy Raffo	May 26	1994	Gary Rath	April 25	2012	Jacob Lindgren	May 20
	Tommy Raffo	April 10	1995	Kyle Kennedy	May 8	2015	Ryan Gridley	Feb. 23
	Tracy Echols	May 1	1996	David Hooten	April 15	2016	Jake Mangum	April 11
1990	Tommy Raffo	April 24	1997	Van Johnson	March 24	2018	Tanner Allen	May 21
1991	Steve Hegan	April 8	1998	Matt Ginter	May 4	2019	JT Ginn	Feb. 3
1992	Rex Buckner	April 7		Jeremy Jackson	April 20		JT Ginn	March 4
	Rex Buckner	April 14	1999	Matt Ginter	March 22	2020	Christian MacLeod	Feb. 17
1994	Drew Williams	April 4		Brian Compton	May 10			
	Drew Williams	May 9	2001	Tanner Brock	March 26			
1997	Adam Piatt	April 7	2002	Chris Young	May 20			
1998	Brian Wiese	April 27	2003	Alan Johnson	March 3			
1999	Travis Chapman	April 12		Alan Johnson	March 31			
2002	Matthew Brinson	April 1		Alan Johnson	May 5			
2004	Brad Corley	April 12	2005	Todd Doolittle	March 28			
	Brad Corley	May 17	2006	Justin Pigott	May 8			
2007	Edward Easley	March 19	2007	Justin Pigott	April 9			
2010	Connor Powers	March 9	2008	Ricky Bowen	March 17			
2010	Connor Powers	April 19	2012	Chris Stratton	March 16			
2013	Hunter Renfroe	April 15	2012	Kendall Graveman	April 22			
	Nick Ammirati	April 22	2012	Chris Stratton	May 1			
2016	Nathaniel Lowe	May 9	2013	Kendall Graveman	April 8			
	Brent Rooker	March 14	2014	Ross Mitchell	March 3			
2017	Brent Rooker	Feb. 27		Ross Mitchell	March 17			
	Brent Rooker	April 5		Ross Mitchell	May 5			
2019	Elijah MacNamee	March 18	2015	Vance Tatum	March 2			
	Jake Mangum	April 29	2016	Dakota Hudson	March 21			
	Jordan Westburg	March 25		Dakota Hudson	April 4			
				Dakota Hudson	May 23			
			2019	Ethan Small	May 6			
			2020	Spencer Price	March 16			

NOTES:
SEC Player of the Week established in 1985
SEC Pitcher of the Week established in 1987
SEC Freshman of the Week established in 2006

HISTORY & HONORS



ALL-SEC

(121 student-athletes; 154 honors)

Year	Pos.	Player	Honor
1941	P	David Ferriss	First Team
1942	P	David Ferriss	First Team
1948	P	Phil Brandon	First Team
	OF	John Grace	First Team
	SS	Alex Grammas	First Team
1949	2B	Jimmy Bragan	First Team
	P	Phil Brandon	First Team
	C	Moss Cowart	First Team
	SS	Alex Grammas	First Team
	OF	Lee Watts	First Team
1950	P	Joe Sheppard	First Team
1951	SS	Dan Murphy	First Team
1952	SS	Dan Murphy	First Team
1953	2B	Frank Bragan	First Team
	RF	Lewis Gilardoni	First Team
	P	Curt Monroe	First Team
	SS	Jackie Parker	Second Team
1954	C	Braxton Nail	First Team
	LF	Jackie Parker	First Team
1955	1B	Frank McNally	First Team
	C	Braxton Nail	First Team
1957	2B	Don Gardiner	First Team
1958	1B	Jim Boring	First Team
	3B	Doug Litton	First Team
	OF	Charlie Turner	First Team
1960	UTL	Gary Dempsey	First Team
1962	OF	Bill Etheridge	First Team
	3B	Hal Green	First Team
	P	Frank Montgomery	First Team
	C	Art Nester	First Team
1963	OF	Bill Etheridge	First Team
1964	OF	Mike Burns	First Team
	P	Ken Tatum	First Team
	OF	Del Unser	First Team
1966	3B	Don Bell	First Team
	P	Ken Tatum	First Team
	OF	Del Unser	First Team
1967	1B	Gary Washington	First Team
1968	C	Sam Fletcher	First Team
	OF	Jim Howarth	First Team
1969	OF	Manuel Washington	First Team
1970	P	Brantley Jones	First Team
	UTL	Dave Phares	First Team
	1B	Jocko Potts	First Team
	C	Fred Yilling	First Team
1971	SS	Bobby Crowell	First Team
	OF	Ted Milton	First Team
	P	Mike Proffitt	First Team
	3B	Phil Still	First Team
	P	Jerry Thompson	First Team
1973	2B	Dale Holland	First Team
1974	C	Rick Davidson	First Team
	UTL	Wayne Pinkerton	First Team
1977	C	Russ Aldrich	First Team
	1B	Jim Kallahaer	First Team
	OF	Mike Kelley	First Team
	P	Jack Lazorko	First Team
	OF	Nat Showalter	First Team
1978	C	Russ Aldrich	First Team
	OF	Del Bender	First Team
	P	Jack Lazorko	First Team
1979	OF	Mike Kelley	First Team
	OF	Bob Kocol	First Team
	P	Ken Kurtz	First Team
	C	John McDonald	First Team
1980	OF	Mark Gillaspie	First Team
1981	1B	Bruce Castoria	First Team
	OF	Mark Gillaspie	First Team
	P	Steve Susce	First Team
1982	DH	Bruce Castoria	First Team
	OF	Dave Klipstein	First Team

Year	Pos.	Player	Honor
1983	P	Hans Herzog	First Team
	DH	Rafael Palmeiro	First Team
	OF	Brad Winkler	First Team
1984	P	Jeff Brantley	First Team
	1B	Will Clark	First Team
	OF	Rafael Palmeiro	First Team
	2B	Gator Thiesen	First Team
1985	P	Jeff Brantley	First Team
	1B	Will Clark	First Team
	P	Gene Morgan	First Team
1986	OF	Dan Paradoa	First Team
1988	OF	Jody Hurst	First Team
	3B	Pete Young	First Team
	DH	Richie Grayum	Second Team
	1B	Tommy Raffo	Second Team
	P	Bobby Reed	Second Team
1989	OF	Jody Hurst	First Team
	2B	Burke Masters	First Team
	1B	Tommy Raffo	First Team
	C	Barry Winford	Second Team
	3B	Pete Young	Second Team
1990	OF	John Cohen	First Team
	1B	Tommy Raffo	First Team
	P	Bobby Reed	Second Team
1991	2B	Charlie Anderson	Second Team
	P	Jay Powell	Second Team
1992	P	Jon Harden	First Team
	P	B.J. Wallace	First Team
	OF	Rex Buckner	Second Team
	SS	Paul Petruilis	Second Team
1993	OF	Rex Buckner	Second Team
	P	Carlton Loewer	Second Team
	SS	Paul Petruilis	Second Team
	OF	Ricky Joe Redd	Second Team
1994	P	Gary Rath	First Team
1995	OF	David Hayman	Second Team
1996	P	Eric DuBose	First Team
	C	Blake Anderson	Second Team
	DH	Rob Hauswald	Second Team
1997	OF	Brooks Bryan	Second Team
	P	Eric DuBose	Second Team
	P	Van Johnson	Second Team
	3B	Adam Platt	Second Team
1998	1B	Richard Lee	Second Team
	P	Jeremy Jackson	Second Team
	OF	Brian Wiese	Second Team
1999	OF	Brian Wiese	First Team
	1B	Cliff Wren	First Team
	DH	Ty Martin	Second Team
2000	3B	Travis Chapman	First Team
	OF	Shane Kelly	Second Team
2001	P	Tanner Brock	First Team
2002	P	Paul Maholm	Second Team
2003	P	Paul Maholm	First Team
	3B	Steve Gendron	Second Team
	SS	Matthew Maniscalco	Second Team
2004	OF	Brad Corley	First Team
	C	Craig Tatum	Second Team
2006	SS	Thomas Berkery	First Team
	2B	Jeffrey Rea	First Team
2007	C	Edward Easley	First Team
	2B	Jeffrey Rea	Second Team
2011	P	Caleb Reed	Second Team
2012	P	Chris Stratton	First Team
2013	P	Jonathan Holder	First Team
	OF	Hunter Renfro	First Team
	2B	Brett Pirtle	Second Team
2014	P	Jacob Lindgren	First Team
	P	Ross Mitchell	Second Team
	2B	Brett Pirtle	Second Team

Year	Pos.	Player	Honor
2016	P	Dakota Hudson	First Team
	1B	Nathaniel Lowe	First Team
	OF	Jake Mangum	First Team
	DH	Jack Kruger	First Team
	DH	Brent Rooker	Second Team
2017	1B	Brent Rooker	First Team
	SS	Ryan Gridley	First Team
	OF	Jake Mangum	Second Team
2018	OF	Jake Mangum	First Team
2019	1B	Tanner Allen	First Team
	2B	Justin Foscoe	First Team
	OF	Jake Mangum	First Team
	P	Ethan Small	First Team

2020
Not awarded due to COVID-19 pandemic.



SOUTHEASTERN CONFERENCE SPECIALTY TEAMS

SEC ALL-DEFENSIVE TEAM			Established in 2008
Year	Pos.	Player	
2012	P	Kendall Graveman	
2013	SS	Adam Frazier	
	OF	Hunter Renfroe	
2014	SS	Seth Heck	
	2B	Brett Pirtle	
2017	OF	Jake Mangum	
2018	OF	Jake Mangum	
2019	OF	Jake Mangum	

SEC ALL-FRESHMAN TEAM			Established in 2005
Year	Pos.	Player	
2007	IF	Connor Powers	
2009	P	Nick Routt	
2010	P	Chris Stratton	
2011	OF	CT Bradford	
	SS	Adam Frazier	
2012	P	Jonathan Holder	
2014	C	Gavin Collins	
2015	SS	Ryan Gridley	
2016	OF	Jake Mangum	
2018	OF	Tanner Allen	
2019	P	JT Ginn	

ALL-SEC WESTERN DIVISION (75 student-athletes; 102 honors)

Year	Pos.	Player
1961	UTL	Larry Brannon
	UTL	Frank Dempsey
	2B	Don Pope
1962	OF	Johnny Cantrell
	OF	Bill Etheridge
	3B	Hal Green
	P	Frank Montgomery
	C	Art Nester
	1B	Ronnie Norton
1963	1B	Bill Etheridge
	P	Doug Hutton
	UTL	Wayne Meadows
	UTL	Charles Smith
1964	UTL	Wayne Meadows
1965	UTL	Don Bell
	OF	Mike Burns
	P	Frank Chambers
	P	Ken Tatum
	OF	Del Unser
1966	3B	Don Bell
	C	Frank Portera
	P	Ken Tatum
	OF	Del Unser
	UTL	Gary Washington
1967	UTL	Ken Beesley
	P	Dennis Hall
	OF	Jim Howarth
	1B	Gary Washington
1968	C	Sam Fletcher
	OF	Jim Howarth
	P	Brantley Jones
1969	UTL	Bobby Crosswell
	C	Sammy Fletcher
	P	Brantley Jones
	OF	Ted Milton
	OF	Manuel Washington
1970	UTL	Bobby Crosswell
	P	Dennis Hall
	P	Brantley Jones
	OF	Dave Phares
	1B	Jocko Potts
	C	Fred Yilling

Year	Pos.	Player
1971	SS	Bobby Crosswell
	C	Bruce Irvin
	OF	Ted Milton
	P	Mike Proffitt
	3B	Phil Still
	P	Jerry Thompson
1972	P	Mike Proffitt
	OF	Rick Spica
1973	1B	Rick Counts
	2B	Dale Holland
1974	C	Rick Davidson
	SS	Wayne Pinkerton
	P	Lamar Pritchard
1975	OF	Larry Buckley
	DH	Steve Hill
1976	OF	Fred Dunlap
	UTL	Bill Montgomery
1977	C	Russ Aldrich
	1B	Jim Kallahaer
	OF	Mike Kelley
	OF	Nat Showalter
1978	C	Russ Aldrich
	OF	Del Bender
	P	Jack Lazorko
	UTL	John McDonald
	P	Don Robinson
	DH	Tim Weisheim
1979	DH	Rick Dixon
	OF	Mike Kelley
	OF	Bob Kocol
	P	Ken Kurtz
	C	John McDonald
	P	Don Mundie
1980	OF	Mark Gillaspie
	UTL	Dave Klipstein
	C	John McDonald
1981	1B	Bruce Castoria
	OF	Mark Gillaspie
	OF	Dave Klipstein
	C	Terry Loe
	P	Don Mundie
	P	Steve Susce

Year	Pos.	Player
1982	C	Bruce Castoria
	UTL	Dave Clements
	P	Hans Herzog
	OF	Dave Klipstein
	C	Jay Porter
1983	P	Hans Herzog
	DH	Rafael Palmeiro
	SS	Bob Parker
	2B	Pete White
	OF	Brad Winkler
1984	P	Jeff Brantley
	1B	Will Clark
	OF	Rafael Palmeiro
	2B	Gator Thiesen
1985	P	Jeff Brantley
	1B	Will Clark
	P	Gene Morgan
	OF	Dan Van Cleave

NOTES:
All-division teams selected from 1961 until 1985

HISTORY & HONORS



SEC ACADEMIC HONOR ROLL

(251 student-athletes; 450 honors)

Year	Pos.	Player
1971 (1)	OF	Ted Milton
1973 (2)	1B	Rick Counts
	SS	Wayne Pinkerton
1976 (1)	UTL	Fred Dunlap
1977 (2)	C	Scott Galloway
	OF	Ken Lee
1979 (2)	OF	Bob Kocol
	OF	Larry Pavlou
1980 (1)	P	John Shrewsberry
1981 (3)	C	Terry Loe
	SS	Billy Martz
	P	Don Mundie
1982 (1)	UTL	Dan Van Cleve
1983 (2)	1B	Dan Van Cleve
	OF	Brad Winkler
1984 (4)	P	Steve King
	OF	Bobby Locke
	P	Mike McCann
	OF	Dan Van Cleve
1985 (7)	SS	Frank Davis
	OF	Sammy Duda
	P	Steve King
	P	Will McRaney
	3B	John Scott
	2B	Gator Thiesen
	OF	Dan Van Cleve
1986 (7)	P	Mitch Edwards
	P	Steve King
	OF	Mike McCraney
	C	Roark McDonald
	P	Will McRaney
	P	Mike Martin
	2B	Trent Weaver
1987 (8)	C	Randy Abrams
	P	Nelson Arriete
	OF	Jody Hurst
	OF	Mike McCraney
	P	David McMahon
	P	Mike Martin
	2B	Burke Masters
	2B	Trent Weaver
1988 (7)	OF	Jody Hurst
	P	Tracy Jobs
	P	Mike Martin
	2B	Burke Masters
	P	David McMahon
	1B	Tommy Raffo
	P	Bobby Reed
1989 (11)	2B/SS	Darin Asbill
	P	Chuck Daniel
	P	Chuck Holly
	OF	Jody Hurst
	P	Russ Mahan
	2B	Burke Masters
	1B	Rob Norman
	P	Tommy Raffo
	C	Barry Winford
	OF	Ron Winford
	1B	Ernie Wright
1990 (6)	P	Chuck Daniel
	OF	Joey Hamilton
	P	Jon Harden
	3B	Burke Masters
	P/1B	Rob Norman
	1B	Tommy Raffo
1991 (7)	3B/P	Chuck Daniel
	P	Corbin Davis
	OF	Joey Hamilton
	P	Jon Harden
	P	Tom Howe
	1B	Rob Norman
	P	Tom Quinn
1992 (5)	3B/P	Chuck Daniel
	P	Jon Harden
	P	Tom Howe
	P	Tom Quinn
	OF	Steve Hegan

Year	Pos.	Player
1993 (6)	P	Tripp Hill
	P	Jay Powell
	P	Gary Rath
	1B	Larry Tomkins
	P	Bryan Triche
	1B	Drew Williams
1994 (8)	P	Jerry Dupuy
	P	Steve Jaszczak
	C	Eddie Lyons
	IF	David Perkins
	C	Gary Rath
	C	Jason Robinson
	1B	Larry Tomkins
	3B	Drew Williams
1995 (4)	2B	Doug Newman
	P	Scott Tanksley
	OF	Rusty Thoms
	OF	Scott Tribolet
1996 (10)	1B	Brian Clark
	C	Dustin Dabbs
	IF	Brad Freeman
	P	Jeremy Jackson
	OF	Ben Jenkins
	P	Van Johnson
	IF	Richard Lee
	IF	Adam Piatt
	P	Scott Polk
	OF	Rusty Thoms
1997 (11)	OF	Brooks Bryan
	OF	Scott Clark
	P	Jeremy Jackson
	P	Van Johnson
	1B	Richard Lee
	3B	Adam Piatt
	P	Scott Polk
	2B	Brad Shumaker
	OF	Sparky Sparkman
	OF	Rusty Thoms
	OF	Brian Wiese
1998 (10)	OF	Brooks Bryan
	OF	Scott Clark
	P	Mark Freed
	P	Jeremy Jackson
	P	Van Johnson
	IF	Richard Lee
	C	Brett Muhlhahn
	OF	Sparky Sparkman
	OF	Rusty Thoms
	OF	Brian Wiese
1999 (8)	IF	Jim Abraham
	P	Tanner Brock
	OF	Scott Clark
	P	Justin Estel
	P	Mark Freed
	1B	Jon Knott
	OF	Brian Terry
	OF	Brian Wiese
2000 (8)	3B	Travis Chapman
	P	Joey Collums
	P	Steven Dowe
	P	Justin Estel
	P	Mark Freed
	1B	Jon Knott
	DH	Ty Martin
	C	Ryan McGrath
2001 (8)	1B	Matthew Brinson
	P	Joey Collums
	OF	Cager Garner
	IF	J.T. Hardcastle
	OF	Brad Hutto
	OF	Jon Knott
	SS	Matt Maniscalco
	P	Josh Wooten

Year	Pos.	Player
2002 (8)	1B	Matthew Brinson
	P	Joey Collums
	P	Steven Dowe
	OF	Cager Garner
	IF	J.T. Hardcastle
	OF	Brad Hutto
	OF	Phillip Willingham
	P	Josh Wooten
2003 (13)	2B	Josh Abraham
	P	Joey Collums
	P	Steven Dowe
	OF	Cager Garner
	3B	Brent Lewis
	OF	Casey Long
	SS	Matt Maniscalco
	P	Todd Nicholas
	C	Lee Parks
	P	Saunders Ramsey
	2B	Josh Thoms
	C	J.B. Tucker
	P	Chris Young
2004 (14)	P	Jon Crosby
	P	Brooks Dunn
	OF	Ryan Fesmire
	P	Eric Ebers
	3B	Ben Grisham
	2B	Casey Hamilton
	1B	Ryan Harbuck
	1B	Brad Jones
	OF	Tyler Jones
	P	Saunders Ramsey
	3B	Tyler Scarbrough
	SS	Daniel Tackett
	C	Craig Tatum
	2B	Josh Thoms
2005 (17)	P	Jeremiah Boling
	OF	Jeff Butts
	C	Wyn Diggs
	P	Brooks Dunn
	P	Eric Ebers
	3B	Ben Grisham
	P	Josh Johnson
	1B	Brad Jones
	SS	Bunky Kateon
	1B	Alex McIntosh
	P	Justin Pigott
	P	Saunders Ramsey
	2B	Jeffrey Rea
	OF	Matt Richardson
	SS	Michael Rutledge
	2B	Daniel Tackett
	P	Andy Wilson
2006 (21)	SS	Thomas Berkery
	P	Brett Cleveland
	C	Wyn Diggs
	P	Brooks Dunn
	C	Edward Easley
	OF	Nick Hardy
	OF	Joseph Hunter
	1B	Brad Jones
	SS	Bunky Kateon
	P	Jared Koon
	P	John Lator
	C	Brooks Lewis
	C	Joseph McCaskill
	1B	Alex McIntosh
	P/OF	Mitch Moreland
	2B/3B	Mark Muzzi
	P	Justin Pigott
	2B	Jeffrey Rea
	OF	Matt Richardson
	3B	Michael Rutledge
	P	Andy Wilson

Year	Pos.	Player
2007 (20)	P	Ricky Bowen
	P	Jesse Carver
	C	Wyn Diggs
	C	Edward Easley
	OF	Nick Hardy
	OF	Cade Hoggard
	P	Drew Hollinghead
	P	Jared Koon
	P	John Lator
	P	Matt Lea
	C	Brooks Lewis
	1B	Mitch Moreland
	P	Justin Pigott
	2B	Jeffrey Rea
	OF	Andy Rice
	OF	Matt Richardson
	3B	Michael Rutledge
	3B	Russ Sneed
	P	Aaron Weatherford
	P	Andy Wilson
2008 (23)	P	Ricky Bowen
	2B	Jet Butler
	P	Jesse Carver
	2B	Will Coggin
	C	Scott DeLoach
	OF	Nick Hardy
	OF	Cade Hoggard
	OF	Grant Hogue
	P	Drew Hollinghead
	P	Greg Houston
	P	Jared Koon
	P	John Lator
	C	Brooks Lewis
	1B	Tyler Moore
	OF	Jason Nappi
	P	Justin Pigott
	3B	Connor Powers
	SS	Ryan Powers
	3B	Russ Sneed
	P	Lee Swindle
	P	Aaron Weatherford
	P	Tyler Whitney
	P	Andy Wilson
2009 (19)	P	Ricky Bowen
	OF	Brent Brownlee
	P	Michael Busby
	IF	Justin Bussey
	2B	Jet Butler
	OF	Ryan Collins
	C	Scott DeLoach
	OF	Nick Hardy
	OF	Grant Hogue
	P	Drew Hollinghead
	P	Greg Houston
	C	Brooks Lewis
	P	Forrest Moore
	OF	Jason Nappi
	P	Paxton Pace
	1B	Connor Powers
	3B	Russ Sneed
	P	Jared Wesson
	P	Tyler Whitney
2010 (14)	OF	Luke Adkins
	OF	Brent Brownlee
	IF	Justin Bussey
	IF	Jet Butler
	P	Corey Collins
	C	Cody Freeman
	P	Greg Houston
	OF/P	Trey Johnson
	1B	Connor Powers
	P	Nick Roult
	OF	Jaron Shepherd
	C	Russ Sneed
	3B	Wes Thigpen
	P	Tyler Whitney



HISTORY & HONORS


Year	Pos.	Player
2011 (14)	P	Ben Bracewell
	OF	Brent Brownlee
	C	Cody Freeman
	2B	Sam Frost
	P	Chad Girodo
	P	Kendall Graveman
	OF	Trey Johnson
	P	Luis Pollorena
	P	Caleb Reed
	P	Nick Routh
	P	Tim Statz
2012 (19)	P	Chris Stratton
	C	Wes Thigpen
	P	C.C. Watson
	C	Nick Ammirati
	OF	C.T. Bradford
	OF	Brent Brownlee
	SS	Adam Frazier
	2B	Sam Frost
	P	Chad Girodo
	P	Kendall Graveman
	IF	Brayden Jones
2013 (23)	P	Evan Mitchell
	P	Mitchell, Ross
	3B	Daryl Norris
	P	Luis Pollorena
	DH	Trey Porter
	OF	Hunter Renfro
	P	Nick Routh
	C	Mitch Slaughter
	OF	Taylor Stark
	P	Chris Stratton
	P	C.C. Watson
2014 (16)	C	Nick Ammirati
	P	Ben Bracewell
	OF	C.T. Bradford
	IF	Matthew Britton
	P	Preston Brown
	P	Trevor Fitts
	IF	Nick Flair
	SS	Adam Frazier
	2B	Sam Frost
	OF	Tyler Fullerton
	P	Chad Girodo
2015 (17)	P	Kendall Graveman
	P	Jonathan Holder
	P	Jacob Lindgren
	P	Evan Mitchell
	P	Mitchell, Ross
	3B	Daryl Norris
	P	Luis Pollorena
	DH	Trey Porter
	1B	Wes Rea
	OF	Hunter Renfro
	C	Mitch Slaughter
2016 (16)	P	Brandon Woodruff
	OF	Derrick Armstrong
	P	Ben Bracewell
	IF	Matthew Britton
	OF	Cody Brown
	P	Preston Brown
	IF	Alex Detz
	P	Trevor Fitts
	C	Daniel Garner
	P	Jonathan Holder
	P	Jacob Lindgren
2017 (10)	P	Mitchell, Ross
	2B	Brett Pirtle
	C	Zack Randolph
	OF	Jacob Robson
	P	John Marc Shelly
	P	Brandon Woodruff
	OF	Hunter Blalock
	OF	Bryce Brock
	P	Eric Cerantola
	P	Jack Eagan
	P	Jaxen Forrester
2018 (7)	IF	Justin Foscoe
	C	Luke Hancock
	IF	Josh Hatcher
	IF	Landon Jordan
	IF	Tanner Leggett
	P	Christian MacLeod
	P	Chase Patrick
	OF	Brandon Pimentel
	P	Spencer Price
	P	Riley Self
	P	Jared Shemper
2019 (11)	P	Brandon Smith
	IF	Jordan Westburg
	OF	Hunter Blalock
	OF	Bryce Brock
	P	Eric Cerantola
	P	Jack Eagan
	P	Jaxen Forrester
	IF	Justin Foscoe
	C	Luke Hancock
	IF	Josh Hatcher
	IF	Landon Jordan
2020 (10)	IF	Tanner Leggett
	P	Christian MacLeod
	P	Chase Patrick
	OF	Brandon Pimentel
	P	Spencer Price
	P	Riley Self
	P	Jared Shemper
	P	Brandon Smith
	IF	Jordan Westburg
	OF	Hunter Blalock
	OF	Bryce Brock
2021 (23)	P	Eric Cerantola
	P	Jack Eagan
	P	Jaxen Forrester
	IF	Justin Foscoe
	C	Luke Hancock
	IF	Josh Hatcher
	IF	Landon Jordan
	IF	Tanner Leggett
	P	Christian MacLeod
	P	Chase Patrick
	OF	Brandon Pimentel
2022 (16)	P	Spencer Price
	P	Riley Self
	P	Jared Shemper
	P	Brandon Smith
	IF	Jordan Westburg
	OF	Hunter Blalock
	OF	Bryce Brock
	P	Eric Cerantola
	P	Jack Eagan
	P	Jaxen Forrester
	IF	Justin Foscoe

SEC FIRST-YEAR ACADEMIC HONOR ROLL			(104 student-athletes)		
Year	Pos.	Player	Year	Pos.	Player
2003 (3)	OF	Jeff Butts	2016 (10)	IF	Luke Alexander
	OF/P	Brad Corley		P	Trysten Barlow
	P	Brooks Dunn		P	Ryan Cyr
2004 (4)	1B	Alex McIntosh		P	Parker Ford
	P	Justin Pigott		P	Noah Hughes
	SS	Michael Rutledge		P	Jake Mangum
2005 (3)	P	Andy Wilson		P	Konnor Pilkington
	P	John Lalor		P	Ethan Small
	3B	Mitch Moreland	2017 (4)	P	Jacob Barton
2006 (7)	P	Ryan Wiser		P	Trey Jolly
	P	Ricky Bowen		P	Spencer Price
	OF/1B	Cade Hoggard		OF	Hunter Vansau
2007 (5)	P	Drew Hollinghead	2018 (2)	OF	Jordan Anderson
	P	Matt Lea		OF	Jordan Westburg
	SS/3B	Russ Sneed	2019 (11)	OF	Benjamin Bell
	2B	Brandon Turner		OF	Hunter Blalock
2008 (3)	P	Aaron Weatherford		P/OF	Bryce Brock
	SS	Jet Butler		P	Eric Cerantola
	P	Greg Houston		P	Tucker Childers
	3B	Jason Nappi		P	JP Elkins
2009 (5)	3B	Connor Powers		C	Luke Hancock
	P	Tyler Whitney		C	Hayden Jones
	OF	Brent Brownlee		IF	Landon Jordan
	P	Shawn Marquardt		P	Christian MacLeod
2010 (5)	P	Forrest Moore		P	Brandon Smith
	P	David Hayes	2020 (10)	P	Will Bednar
	P	Tyler Johnson		OF	Hunter French
	P	Devin Jones		P	KC Hunt
	SS	Frank Rawdow		IF	Kamren James
2011 (6)	P	Caleb Reed		C	Austin Kelly
	P	Ben Bracewell		OF	Mason Land
	2B	Sam Frost		P	Xavier Lovett
	P	Kendall Graveman		IF	Drew McGowan
2012 (7)	P	Chris Stratton		P	Davis Rokose
	P	C.C. Watson		P	Landon Sims
	OF	C.T. Bradford			
	P	Victor Diaz			
2013 (6)	P	Mitchell, Ross			
	1B	Wes Rea			
	C	Hunter Renfro			
	OF	Taylor Stark			
2014 (10)	IF	Matthew Britton			
	IF	Phillip Casey			
	P	Trevor Fitts			
	OF	Tyler Fullerton			
2015 (5)	P	Jonathan Holder			
	P	Jacob Lindgren			
	P	Brandon Woodruff			
	OF	Derrick Armstrong			
2016 (10)	3B	Alex Detz			
	C	Daniel Garner			
	2B	Brett Pirtle			
	C	Zack Randolph			
2017 (4)	P	John Marc Shelly			
	P	Avery Geyer			
	SS	Seth Heck			
	P	Zac Houston			
2018 (2)	IF	Reid Humphreys			
	P	Lucas Laster			
	1B	Brent Rooker			
	P	Vance Tatum			
2019 (11)	OF	Jake Vickerson			
	C	Cody Walker			
	P	Paul Young			
	P	Aaron Dominguez			
2020 (10)	1B	Cole Gordon			
	IF	Ryan Gridley			
	P	Jesse McCord			
	P	Paxton Stover			

MISSISSIPPI AWARDS & HONORS

FERRISS TROPHY

Awarded annually to the top collegiate baseball student-athlete in the state of Mississippi, the C Spire Ferriss Trophy is named for former Mississippi State and Boston Red Sox pitching great David M. "Boo" Ferriss, first presented in 2004, there have been six Diamond Dawgs to claim the award on seven occasions.



2006

Thomas Berkery
Shortstop



2007

Ed Easley
Catcher



2012

Chris Stratton
Pitcher



2013

Hunter Renfroe
Outfielder



2016

Jake Mangum
Outfielder



2017

Brent Rooker
First Baseman



2019

Jake Mangum
Outfielder

MISSISSIPPI SPORTS HALL OF FAME

(15 Inductees)

Year	Inductee	Years at MSU
1963	H.M. "Hughie" Critz	1919-20
1964	David M. "Boo" Ferriss	1941-42
1966	William "Willie" Mitchell	1905-09
1968	C.E. "Heifer" Stewart	1925-27
1971	C.S. "Buddy" Myer	1922-24
	Fred. J. Walters	1935-37
1976	C.H. "PeeWee" Armstrong	1935-37
1982	Paul E. Gregory	1928-30; Head Coach: 1957-74

Year	Inductee	Years at MSU
1995	Doug Hutton	1963-64
1997	Delbert B. "Del" Unser	1964-66
1998	Ron Polk	Head Coach: 1976-97, 2002-08
2008	Will Clark	1983-85
2011	Jeff Brantley	1982-85
2012	Rafael Palmeiro	1983-85
2017	Jay Powell	1991-93

MISSISSIPPI STATE UNIVERSITY SPORTS HALL OF FAME

(52 Inductees)

Year	Inductee	Years at MSU
1970	H.M. "Hughie" Critz	1919-20
	David M. "Boo" Ferriss	1941-42
	Robert Clay Hopper	1924-26
	William "Willie" Mitchell	1905-09
	C.R. "Dudy" Noble	1913-15; Head Coach: 1920-47
	C.E. "Heifer" Stewart	1925-27
1972	C.H. "Pee Wee" Armstrong	1935-37
	W.H. Bobo	1915-18
	C.S. "Buddy" Myer	1922-24
	Jack Nix	1938
	Jackie Parker	1953
	Fred. J. Walters	1935-37
1973	James C. "Jerry" Harris	1928-30
	H. Stennis "Judge" Little	1921-22
1974	W. D. "Billy" Chadwick	Head Coach: 1910-18
1975	R.E. Slim Cassibry	1933-35
1976	Alex Grammas	1947-49
	Morley Jennings	1910-12
	William A. Pappenheimer	1929-30
	Dallas Vandevere	1929, 1931
1977	Paul E. Gregory	1928-30; Head Coach: 1957-74
	Leslie B. "Cy" Taylor	1932-33
1978	Frank Chambers	1964-66
1981	Delbert B. "Del" Unser	1964-66
1982	Phillip "Lefty" Brandon	1947-49
	Thomas O. "Tommy" Neville	1963-64
1983	James A. "Jimmy" Bragan Sr.	1947-50
1991	Lloyd C. McDougal Jr.	1943
1992	R. B. "Bernie" Ward	1936-38
1993	Mike Proffitt	1969-72
1994	Ken Tatum	1964-66
1995	Doug Hutton	1963-64
1996	Lee Watts	1946, 1948-49

Year	Inductee	Years at MSU
1997	Jack Lazorko	1977-78
1998	Ron Polk	Head Coach: 1976-97, 2002-08
1999	Frank Montgomery	1961-63
2000	John Grace	1943, 1947-48
2001	Bobby Crowell	1968-71
	Brantley Jones	1967-70
2002	Nat "Buck" Showalter	1977
2003	Jeff Brantley	1982-85
	Will Clark	1983-85
2004	Floyd Johnson	1948-51
2006	Daniel O. Murphy	1950-52
2007	Curt Monroe	1952-53
2008	Rafael Palmeiro	1983-85
2009	Glenn Young	1981-82
2012	Sammy Ellis	1961
2017	Philip Still	1968-71
2018	Molly Halbert	1956-58
	Maholm, Paul	2001-03
2019	Mike Kelley	1976-79



Current student-athletes in bold

A		BOWEN, Ricky	2007-09	CLARK, Will	1983-85	DIXON, W.V.	1936-38
ABBOTT, Eli	1885-89	BOWMAN, W.H.	1910	CLAY, J.O.	1908-09	DONALDSON, Ron	1964-65
ABRAHAM, Jim	1999	BOYD, C.D.	1918-19, 21	CLAYTON, D.G.	1919-20	DONOVAN, Kevin	1997-2000
ABRAHAM, Josh	2002	BRACEWELL, Ben	2010, 12-14	CLEM, C.B.	1897	DOOLITTLE, Todd	2004-05
ABRAMS, Randy	1984-87	BRADFORD, C.T.	2011-14	CLEVELAND, Brett	2003-06	DOWE, Steven	2000-03
ADAMS, A.C.	1913	BRADFORD, Mike	1982-83	CLUBURN, Perry	1978-80	DRANE, G.W.	1898
ADAMS, Joe Roy	1949-51	BRAGAN, Bobby	1963-65	CLIETT, J.R.	1939-41	DuBOSE, Eric	1995-97
ADAMS, Larry	1960-62	BRAGAN, Frank	1951-53	CLISBY, M.B.	1903-04	DUDA, Sammy	1985
ADKINS, Luke	2009-10	BRAGAN, Jimmy	1947-50	COBB, H.A.	1920-22	DUDLEY, John	1962-63
ALBRO, Daryl	1993	BRAGG, Harrison	2017	COHEN, John	1988-90	DUDLEY, Knox	1958
ALDRICH, Russ	1977-78	BRANDON, C.N.	1914-17	COLE, G.H.	1910-13	DUFFY, Ryan	2007-10
ALEXANDER, J.H.	1917-18	BRANDON, Phillip	1947-49	COLE, Joe Bob	1973-74	DUGGAR, L.L.	1895
ALEXANDER, Luke	2016-18	BRANNON, Larry	1959-61	COLEMAN, E.	1903-04	DUNLAP, Fred	1973-76
ALEXANDER, V.B.	1904	BRANTLEY, Jeff	1982-85	COLEMAN, E.P.	1933-34	DUNLAVEY, David	2020
ALLEN, Johnny	2008-09	BREAUX, Kale	2016, 18-19	COLLINS, Gavin	2014-16	DUNN, Brooks	2003-06
ALLEN, Tanner	2018-present	BRELAND, C.L.	1910	COLLINS, Mike	1968-71	DUPUY, Jerry	1993-94
ALSTON, D.P.	1904-05	BRINSON, Matthew	2001-03	COLLINS, Ryan	2008-11	DURIN, G.S.	1946
ALSTON, W.	1902-03	BRISTER, J.C.	1927-28	COLLUMS, Joey	2000-03	DYESS, J.H.	1929-31
AMERSON, Mike	1976-77	BRITTON, Matthew	2012-15	COMBS, C.G.	1907	E	
AMMIRATI, Nick	2012-13	BROACH, C.H.	1930-31	COMPTON, Brian	1998-99	EAGAN, Jack	2019
AMSLER, F.L.	1924-26	BROCK, Bryce	2019-20	CONNELL, J.H.	1887	EASLEY, Edward	2005-07
AMSLER, H.S.	1932	BROCK, Tanner	1999-2002	CONNER, Boyd	1978-79	EAST, Butch	1964
ANDERSON, Beasley	1941	BROWN, Cody	2014-17	COOK, J.D.	1939	EASTLAND, S. Jr.	1904-06
ANDERSON, Blake	1993-96	BROWN, Daniel	2015-16	COOPER, J.G.	1933-35	EBERS, Eric	2004-05
ANDERSON, Charlie	1990-92	BROWN, Dwayne	1981-86	COOPER, S.F.	1912-13	ECHOLS, Eddie	1957-59
ANDERSON, J.B.	1891-93	BROWN, Louie	1956	CORLEY, Brad	2003-05	ECHOLS, Tracy	1986-87, 89-90
ANDERSON, Jordan	2018	BROWN, Michael	2001-02	CORLEY, F.G.	1924-26	EDMONSON, Richard	1966-68
ANDREADES, Tommy	1975	BROWN, Preston	2013-15	COUNTS, Rick	1972-73	EDWARDS, Mitch	1986
ANGELO, V.J. Jr.	1940-41	BROWN, R.N.	1931	COWART, Moss	1947-49	EICHMEIER, Jim	1970-71
ANSLEY, M.E.	1890	BROWN, Ron	1991-93	COX, W.E.	1897-99, 1902	ELAND, S.W.	1928-30
ARMSTEAD, T.W.	1895-96	BROWN, T.P.	1910	COX, Will	2012-13	ELLIS, Sammy	1961
ARMSTRONG, B.E.	1911-12	BROWNLEE, Brent	2009, 11-12	CRAFT, Sidney	1966-67	ELLIS, Terry	1987-88
ARMSTRONG, C.H.	1935-37	BRUNSON, C.O.	1923-25	CRAIG, Bobby	1958-59	ENLOW, F.L.	1930-32
ARMSTRONG, Derrick	2013-14	BRYAN, Brooks	1997-98	CRANE, J.W.	1916	ESTEL, Justin	1998-2000
ARMSTRONG, R.S.	1930	BRYAN, Mike	1958-59	CRAWFORD, D.D.	1917	ETHERIDGE, Bill	1961-63
ARNOLD, T.H.	1921-24	BUCKLEY, Larry	1973-75	CRIGLER, J.L.	1925-26	ETHERIDGE, H.K.	1961-63
ARRIETE, Nelson	1986-89	BUCKNER, Rex	1990-93	CRIGLER, L.W.	1892-93, 95-96	ETHRIDGE, J.E.	1916-17
ASHBY, Gus	1954	BURCH, C.T.	1933-35	CRIGLER, W.L.	1889-90	EVANS, Park	1992
ASHCRAFT, Graham	2017	BURCKEL, Brad	1991	CRITZ, Albert	1910-13	F	
AUSTIN, K.W.	1921-24	BURKLEY, Jason	1999-2002	CRITZ, H.M.	1919-20	FAIRCLOTH, J.L.	1911-12
B		BURNS, Mike	1964-66	CRITZ, Hugh	1895-96	FARRAR, Ben	1951-53
BACON, Bill	1963-65	BURTON, Chip	1972-73	CROMWELL, E.B.	1888-89	FAULK, G.H.	1919
BAILEY, Jim	1957-59	BUSBY, Andrew	2011	CROSBY, Jon	2004-06	FAVARA, S.D.	1941-42
BAKER, D.M.	1931-32	BUSBY, Michael	2008-09	CROSSWHITE, Chad	2006-09	FEATHERSTONE, F.M.	1927
BAKER, H.G.	1912-13	BUSSEY, Justin	2009	CROSSWELL, Bobby	1968-71	FEILD, Junior	1965-67
BANE, Craig	1992-94	BUTLER, Jet	2007-10	CRUBAUGH, J.S.	1934	FERRETTI, J.S.	1938-40
BARBARIAN, J.T.	1914-15	BUTLER, W.D.	1893	CUMBEST, Brad	2019-present	FERRISS, David "Boo"	1941-42
BARLOW, Trystyn	2017-19	BUTT, Tommy	1985-86	CURRY, Chris	1999	FESMIRE, Ryan	2003-04
BARTLETT, Chuck	1982-83	BUTTE, W.D.	1892	CYR, Ryan	2016	FIFE, P.J.	1903, 05-07
BARTLEY, Terry	1979	BUTTS, Jeff	2003-06	D		FILIPPI, Craig	1982-83
BARTON, Jacob	2017	C		D'ERCOLE, Steve	1980-81	FITTS, Trevor	2012-15
BATES, C.C.	1925-27	CLDWELL, R.S.	1935-37	DABBS, Dustin	1995-98	FLAGG, Jeff	2006-08
BEASLEY, Leon	1954-55	CANTRELL, Johnny	1960-62	DAILEY, Robert	1976	FLEMING, Dick	1962-63
BECKER, W.D.	1932	CARLSON, Steve	1975-78	DANIEL, Chuck	1989-92	FLEMING, Hap	1993-95
BEDNAR, Will	2020-present	CAROTHERS, V.M.	1897	DARBY, Mike	1975-78	FLETCHER, Sammy	1968-69
BEESELY, Ken	1966-68	CARPENTER, Matt	1991-93	DARLINGTON, Scott	1980-81	FLOURNEY, J.D.	1895
BELL, Benjamin	2019	CARPENTER, Wirt	1891-93	DAVIDSON, Rick	1973-74	FONDREN, W.M.	1936
BELL, Don	1964-66	CARROLL, James	1964-66	DAVIDSON, Scott	1993-94	FORBES, J.C.	1940
BENDER, Del	1977-78	CARROLL, M.B.	1938	DAVIS, Corbin	1991	FORD, E.Q.	1899
BENSON, Rex	1946, 48-49	CARROLL, Ryan	1999-2002	DAVIS, Donnie	1970-72	FORD, Parker	2017
BERKERY, Thomas	2003-06	CARTER, Benjie	1973-75	DAVIS, Frank	1984-85	FORESMAN, F.C.	1942-43
BERRY, Jack	1947-48, 50	CARTER, C.C.	1903-04	DAVIS, J.E.	1886	FORRESTER, J.E.	1946
BERRYHILL, Joe	1959-60	CARVER, Jesse	2007-08	DAVIS, J.H.	1896	FORRESTER, Jaxen	2020-present
BILLINGSLEY, Jacob	2016-18	CASE, J.G.	1916	DAVIS, Odis	1976-77	FORT, R.W.	1890
BISHOP, C.H. Jr.	1943	CASSIBRY, R.E.	1933-35	DAVIS, R.T.	1918	FORTNER, Bill	1963-64
BLACK, C.P.	1946	CASTORIA, Bruce	1979-82	DAVIS, Ronnie	1959	FOSCUÉ, Justin	2018-20
BLAKENEY, Jacob	2002-03	CERANTOLA, Eric	2019-present	DAVIS, V.W.	1914-15	FOSTER, Don	1953-54
BLAYLOCK, Brant	2017	CHAMBERS, F.W.	1939-41	DEAS, F.H.	1898-99	FOWLER, L.B.	1921-22
BLEDOSÉ, E.F. Jr.	1942-43, 47	CHAMBERS, Frank	1964-66	DeLOACH, Scott	2009	FRANCE, J.P.	2018
BLEDOSÉ, W.S.	1943	CHAPMAN, C.P.	1912-14	DEMPESEY, Gary	1958-61	FRANCIS, H.T.	1904
BLOMELEY, Earl	1952	CHAPMAN, E.B.	1926-27	DENT, H.M.	1906-08	FRAZIER, Adam	2011-13
BLOMELEY, Warren	1947-48, 50-51	CHAPMAN, Rick	1973-74	DETZ, Alex	2013-14	FREED, Mark	1998-2000
BOBO, W.H.	1915-18	CHAPMAN, Travis	1997-2000	DEWEESÉ, Brent	1994-96	FREEMAN, Brad	1995-98
BOLTON, C.G.	1924-26	CHILTON, H.S.	1899	DICKERSON, Charlie	1954-56	FREEMAN, Cody	2008-11
BOLTON, H.H.	1933-35	CHISOLM, F.N.	1908-09	DICKINSON, Chas	1957	FRENCH, Hunter	2020
BOND, Bill	1981-82	CLARK, Brian	1993-96	DIGGS, Wyn	2006-07	FRENTZ, G.	1913-15
BOONE, Ray	1967	CLARK, Scott	1997-99	DILGARD, Keith	1996-97	FROST, Sam	2010-13
BORING, Jim	1958-59	CLARK, Tucker	1937-39	DILLE, A.B.	1911	FULLERTON, Tyler	2012
ROTTOM, R	1906	CLARK, W.T.	1930-32	DIXON, R.C.	1979-80		

HISTORY & HONORS



G	
GAGE, Tony	1981-82
GAINES, Tanner	2012
GALCERN, G.E.	1895-96
GALCERN, R.H.	1896
GALLOWAY, Scott	1976-79
GAMMILL, Jimmy	1989-91
GAINT, Jamie	2003-04
GARDINER, Don	1956-58
GARDNER, Damon	1990
GARNER, Cager	2000-01
GARNER, Daniel	2014
GATLIN, Russ	1964-66
GENDRON, Steve	2001-04
GENTRY, Myles	2013-14
GEORGE, Chris	1989-91
GERARD, P.N.	1917
GHOLSON, Garland	1955-59
GHOLSON, Willis	1955
GILARDONI, Lewis	1951-53
GILBERT, Marshall	2018-19
GILLASPIE, Mark	1980-81
GINN, JT	2019-20
GINTER, Matt	1997-99
GIRONDO, Chad	2010-13
GLENN, W.R.	1941
GLOVER, Ben	1957-59
GOFORTH, Mark	2007-09
GOODSON, Robby	2001-03
GOODWIN, James	1959
GORDON, Cole	2016-19
GORDON, W.D.	1938-39
GORE, Larry	1957-59
GRACE, J.N. Jr.	1943-48
GRAMMAS, Alex	1947-49
GRAMMAS, Pete	1947-49
GRAVEMAN, Kendall	2010-13
GRAYUM, Richie	1987-89
GREEN, Hal	1961-62
GREGORY, P.E.	1928-30
GREGORY, Paul Jr.	1965-67
GRIDLEY, Ryan	2015-17
GRIFFIN, Bob	1988
GRIFFITH, Steve	1972-73
GRISHAM, Ben	2004-05
GRISSOM, W.C.	1937-39
GROSKOSKI, C.J.	1936-37
GROSS, Beverly	1949-51
GULLEY, P.	1903-04
GUYTON, M.B.	1943
GWINNER, H.	1892-93
H	
HAIR, Frank	1959
HALBERT, Molly	1956-58
HALE, Steve	1975-76
HALEY, J.L.	1933-35
HALL, Dennis	1967, 69-70
HALLIBURTON, J.C.	1921
HALTER, Gunner	2019
HAMILTON, Bill	1965-66
HAMILTON, Casey	2004
HAMILTON, Jim	1973-74
HAMILTON, Joey	1990-91
HAMILTON, W.C.	1940, 46-47
HANCOCK, Luke	2019-present
HANDLEY, Jim	1962
HANN, Kyle	2013
HANNAH, Dale	1979
HARDCASTLE, J.T.	2001
HARDEN, Jon	1990-92
HARDEN, Nat	1993
HARDING, Houston	2020-present
HARDWICK, Bryan	1979-82
HARDY, Nick	2007-09
HARDY, S.L.	1909
HARPER, J.A.	1942
HARRINGTON, F.	1898
HARRINGTON, T.H.	1898
HARRIS, J.C.	1928-30
HARRIS, James	1976
HARRIS, R.C.	1926-28

HARRIS, S.D.	1886
HARRIS, S.R.	1933
HARTNESS, C.H.	1928-29
HARTNESS, S.D.	1887
HARTZOG, H.	1925-26
HATCHER, Josh	2018-present
HAUSWALD, Rob	1995-98
HAWKINS, C.W.	1935-37
HAYES, David	2009
HAYES, Robbie	1993
HAYMAN, David	1993-96
HEARNE, B.	1908-09
HECK, Seth	2014-15
HEGAN, Steve	1991-94
HELD, Mike	1970-72
HENDERSON, Carl	1993
HENDERSON, Demarcus	2012-14
HENDERSON, Gene	1969-72
HENDERSON, Tim	1989-90
HENRY, Chad	2001-02
HENRY, J.B.	1938
HERZOG, Hans	1982-83
HIGHT, F.T.	1936-38
HILDRETH, Brad	1986-89
HILL, Steve	1975-77
HINE, C.R.	1933-35
HINTON, Bill	1951-53
HOBBS, F.M.	1913-14
HOGGARD, Cade	2007-08
HOGUE, Grant	2008-09
HOLDER, Jonathan	2012-14
HOLLAND, Dale	1971-73
HOLLAND, John	2015-16
HOLLAND, W.H.	1925
HOLLINGHEAD, Drew	2009
HOLLY, Chuck	1988-91
HOLMES, B.D.	1919-20
HOLMES, Butch	1972-74
HOLMES, W.T.	1943
HOPE, Darrin	2001
HOPPER, R.C.	1924-26
HOOTEN, David	1994-96
HORNE, L.T.	1931-33
HORNE, Roy	1971
HOUSEL, Matt	2004
HOUSTON, Greg	2007-10
HOUSTON, Zac	2015-16
HOWARD, J.R.	1897
HOWARD, L.J.	1917
HOWARTH, Jim	1967-68
HOWE, Tom	1991-92
HOWELL, H.F.	1923-24
HOWELL, J.E.	1920-22
HUDSON, Dakota	2014-16
HUDSON, E.E.	1902
HUDSON, Ken	1970
HUFFMAN, W.H.	1928-29
HUGHES, Collins	2001
HUGHES, J.E.	1941-42
HUGHES, Noah	2017
HUGHES, T.B.	1923-24
HUMPHREYS, Reid	2014-16
HUMPHRIES, C.D.	1906
HUNT, KC	2020-present
HUNTER, Jeff	2000-01
HUNTER, Joseph	2003-06
HURST, Jody	1987-89
HUTCHINSON, Dudley	1959-61
HUTTO, Brad	2001
HUTTON, Doug	1963-64

I	
INGRAM, David	1975-76
INTORCIA, Trent	1983-86
IRVIN, Bruce	1971-72
IVY, S.R.	1940

J	
JACKSON, Jeremy	1995-98
JAMES, Kamren	2020-present
JAMES, Keegan	2016, 18-19
JAMES, Nelson	1968
JANOUS, Frank	1960
JASZCZAK, Steve	1994
JENKINS, Ben	1994-96
JENKINS, J.C.	1890-91
JENNINGS, J.M.	1909-11
JENNINGS, Morley	1910-12
JENNINGS, W.J.	1885-88
JETER, Robbin	1982-83
JOBS, Tracy	1987-90
JOHNSON, Alan	2003-05
JOHNSON, Billy	1948
JOHNSON, Floyd	1948-51
JOHNSON, J.H.	1940
JOHNSON, Joel	1985-86
JOHNSON, Josh	2004-07
JOHNSON, Roy	1959-61
JOHNSON, T.H.	1892
JOHNSON, Trey	2010-11
JOHNSON, Van	1995-98
JOHNSON, W.B.	1923-24
JOHNSON, W.E.	1947-48
JOHNSON, Wes	1987-88
JOINER, Mark	1975
JOLLY, Trey	2017
JONES, Brad	2003-06
JONES, Brantley	1967-70
JONES, Brayden	2012
JONES, Devin	2009-11
JONES, Enrico	1999-2002
JONES, Hayden	2019
JONES, R.	1917-18
JONES, Robert	1950-51
JONES, Ron	1963-64
JONES, Tyler	2004
JORDAN, Landon	2019-present
JORDAN, Rowdey	2018-present
K	
KALLAHER, Jim	1974-77
KATEON, Bunky	2005-06
KEE, T.L.	1943
KELLEY, Mike	1976-79
KELLY, O.G.	1895
KELLY, Shane	1999-2000
KENNEDY, Kyle	1992-95
KERR, A.P.	1906
KILPATRICK, D.C.	1940
KING, Steve	1984-86
KINNEY, F.G.	1914-15
KINNEY, H.C.	1913-15
KLINDWORTH, M.E.	1920-22
KLIPSTEIN, Dave	1979-82
KLYCE, F.W.	1940
KNOST, W.A.	1911
KNOTT, Jon	1998-2001
KOCOL, Bobby	1978-79
KOESTLER, Carlisle	2020-present
KOMP, George	1975
KOON, Jared	2007
KOTOWSKI, Tony	1950
KRAUSSE, Dave	1967
KRUGER, Jack	2016
KURTZ, Ken	1979

L	
LACHER, Jeff	2001-04
LAKE, W.A.	1885-89
LALOR, John	2005-08
LAMB, J.T.	1931
LAMON, Fred	1950-52
LAND, Mason	2020
LANGSTON, Lloyd	1961-63
LANINFA, Brian	2004-07
LANN, H.T.	1896
LARSON, Adam	1999-2001
LASTER, Lucas	2014-15
LATHON, Ed	1967

LAVENE, L.C.	1929
LAWHORN, A.F.	1941-42
LAZORKO, Jack	1977-78
LEA, Matt	2006
LEE, Ken	1976-77
LEE, M.E.	1916-19
LEE, Richard	1995-98
LEGGETT, Tanner	2020-present
LENOIR, R.L.	1930
LENOIR, S.P.	1907-09
LEWIS, Brent	2001-03
LEWIS, Brooks	2007-09
LEWIS, C.P.	1915
LIEBELT, Jared	2018-19
LILLY, C.E.	1903
LINDGREN, Jacob	2012-14
LITTELL, Eric	1973-75
LITTLE, H.S.	1921-22
LITTON, Doug	1953-54, 57-58
LOCKE, Bobby	1983-84
LOE, Terry	1977, 79-81
LOEWER, Carlton	1992-94
LOEWER, C.D.	1925-26
LONG, Casey	2001-02
LOPER, Harold	1915
LOTTERHOS, Chris	1998-99
LOVELADY, Josh	2015, 17
LOWE, Nathaniel	2016
LOWTHER, David	1979-80
LUBY, Harvey	1972, 74-75
LUCADO, J.S.	1930
LUCAS, W.Y.	1907-09
LUMSDEN, G.R.	1937-38
LUSK, Kelly	1955
LYLE, T.D.	1918
LYONS, Eddie	1991-94
LYONS, Rathel	1920
LYONS, Roy	1918-20

M	
MacLEOD, Christian	2020-present
MACKIN, Jeff	1991-94
MACNAMEE, Elijah	2017-19
MAGEE, W.J. Jr.	1912-14
MAGRUDER, F.H.	1910-12
MAHAN, Russ	1989
MAHER, Buddy	1977-78
MAHOLM, Paul	2001-03
MAHONEY, Andrew	2017
MALONE, Jack	1986
MALONEY, Chris	1982-83
MANGUM, Jake	2016019
MANISCALCO, Matthew	2000-03
MARKS, G.S. Jr.	1946
MARRERO, Elih	2016
MARSH, Cole	2018
MARSLAND, David	1993
MARTIN, E.C.	1898
MARTIN, G.W.	1924
MARTIN, Mike	1986-88
MARTIN, Ty	1999-2000
MARTZ, Billy	1980-81
MASTERS, Burke	1987-90
MATTHEWS, Bobo	1954
MATTHEWS, H.H.	1897
MATTHEWS, Joel	1993
MATTHEWS, W.M.	1895
McBEATH, W.K.	1942
McCAIN, B.H.	1918
McCANN, Howie	1977-78
McCANN, Mike	1983-84
McCARGO, R.W.	1906-09
McCASKILL, Joseph	2004-07
McCLELLAN, J.W.	1907-10
McCLELLAN, W.S.	1927-29
McCOOL, Bob	1963-64
McCOOL, J.	1902
McCRANEY, Mike	1985-87
McCULLOUGH, Tom	1977-78
McDERMOTT, R.J.	1911-12
McDONALD, John	1977-80
McDONALD, Roark	1984-86



McDOUGAL, L.C.	1943
McDUFFEE, W.C.	1930-31
McGEE, Ken	1967-69
McGOWAN, Drew	2020-present
McGRATH, Ryan	1997-2000
McKAY, D.P.	1886-87
McKISSICK, Clovis	1956
McMAHON, David	1988
McMAHON, R.J.	1938-39
McNAIR, Don	1957-59
McNALLY, James	1954-57
McNEIL, T.Y.	1897-98
McQUARY, Denver	2017-18
McRANEY, Will	1983-86
McVEY, E.A. Jr.	1938-39
McWILLIAMS, J.W.	1887-89
McWILLIAMS, W.R.	1917
MEADOWS, Wayne	1962-64
MEDDERS, Brandon	2000-01
MERRIMAN, Jerry	1960-61
METTS, A.C.	1903-04
MILEY, Bill	1968-69
MILLER, J.W.	1925
MILLER, Tom	1969
MILLER, W.S. Jr.	1942-43
MILLS, R.	1910
MILNER, Sammy	1970
MILTON, Ted	1969-72
MIMS, Tommy	1970
MINOR, H.A.	1899
MINOR, H.D.	1886-87
MINOR, Longstreet	1905-06
MINTZ, Levi	2015
MITCHELL, Bennie	1905-09
MITCHELL, David	1988-90
MITCHELL, Evan	2011-13
MITCHELL, John	1984-87
MITCHELL, M.B.	1920-22
MITCHELL, Monroe	1955-57
MITCHELL, Ross	2012-15
MITCHELL, Scott	1987-90
MITCHELL, Willie	1905-09
MITCHELL, W.M.	1942
MOHON, Bobby	1952-54
MONROE, Curtis	1952-53
MONTGOMERY, Bill	1974-76
MONTGOMERY, E.	1885, 88-91
MONTGOMERY, Frank	1961-63
MONTGOMERY, S.	1885-90
MOON, H.H.	1885
MOORE, C.H.	1931-32
MOORE, Earl	1892-93
MOORE, Forrest	2008
MOORE, Tyler	2008
MORELAND, Mitch	2005-07
MORGAN, Gene	1984-85
MORGAN, H.C.	1939-40
MORLOCK, Allen	1981-82
MORRIS, Pat	1955-56
MORRIS, W.	1903-04
MORTON, W.E.	1902
MULDROW, H.L.	1890-91
MULLINO, Ray	1985-86
MUNDIE, Don	1979-81
MUNGLE, Jon	2002-03
MURCH, Red	1897
MURPHY, B.J.	1942-43
MURPHY, Dan	1950-52
MURPHY, Terry	1954-57
MYER, C.S.	1922-24
MYERS, J.S.	1912
MYLES, Harold	1982-84
MYRICK, Bobby	1971-74

N	
NACE, Todd	1988
NAIL, Braxton	1953-55
NAPPI, Jason	2008-09
NASH, H.R.	1927
NEAL, W.S. Jr.	1902
Neff, Zach	2018
NEIL, George	1915

NESTER, Arthur	1960-62
NEVILLE, Tommy	1963-64
NEWMAN, Doug	1994-95
NICHOLAS, Todd	2001-03
NICHOLS, Aubrey	1962-64
NIOLET, H.L.	1946
NIX, J.C.	1938
NIXON, V.D.	1937-38
NOBLE, C.R. Dudy	1913-15
NOBLE, P.A.	1926-28
NORMAN, Rob	1988-91
NORRIS, Daryl	2011-13
NORTON, Ronnie	1961-63
O	
OAKLEY, G.E.	1931
OBRADOVICH, Mark	2000
ODGEN, Jonathan	2010-11
OLIVER, Dale	1961-62
OWEN, Joe	1970-72
OWENS, Brian	2002-03

P	
PACE, Paxton	2009
PADGETT, Jared	2016
PALMEIRO, Rafael	1983-85
PALMER, Coker	1968-69
PAPELBON, Jonathan	2001-03
PAPPENHEIMER, W.A.	1929-30
PARADOA, Dan	1986-87
PARENTON, Tim	1982-84
PARKER, Bob	1983-84
PARKER, F.W.	1897-99
PARKER, Guy	1960-62
PARKER, Jackie	1953
PARKER, John Ed	1955
PARKER, T.I.	1919-22
PARKS, Jarrod	2009-11
PARKS, Lee	1999-2002
PARVIN, Dave	1960
PASSEAU, Claude	1964-66

PATRICK, Chase	2020-present
PATTERSON, J.E.	1915
PATTERSON, R.L.	1942
PATTON, Barry	1995-98
PATTON, George	1966-68
PATTY, H.L.	1898-99
PAUL, Billy	1952
PAVLOU, Larry	1976-79
PAXTON, A.H.	1942
PEARCE, J.B.	1931
PEARSON, M.T.	1913-14
PEARSON, Winston	2002-03
PEATROSS, J.T.	1918
PEEL, R.L.	1923-25
PEEPLES, Matt	1997-98
PENER, Alex	2018
PEPPER, R.H.	1917-19
PERKINS, David	1991-94
PERKINS, E.G.	1933-35
PERRY, G.D.	1919
PETRULIS, Paul	1991-93
PHARES, David	1970-71
PHILLIPS, Mickey	1960
PIATT, Adam	1995-97
PIGOTT, Justin	2005-08
PILKINGTON, Konnor	2016-18
PILLOW, G.D.	1936

PIMENTEL, Brandon	2020-present
PINKERTON, Wayne	1972-75
PINKSON, T.C.	1946
PIRTLE, Brett	2013-14
PITTMAN, J.N.	1946
PLUMLEE, Peyton	2017, 19
POGUE, C.M.	1946
POLK, Scott	1995-99
POLK, Steve	1989-90
POLLORENA, Luis	2011-13
POOLE, Tanner	2017-18
POPE, Don	1960-61
PORTER, Jay	1981-83
PORTER, Trey	2012-13

PORTERA, Andy	1962-63
PORTERA, Frank	1965-67
POTTER, F.E.	1913-15
POTTS, Jocko	1967-70
POWELL, Jay	1991-93
POWER, Frank	1954-57
POWER, Mark	1995-97
POWERS, Connor	2007-10
POWERS, Ryan	2008-09
PRATHER, R. Jr.	1902-04
PRICE, Spencer	2017-present
PRIESTER, R.L.	1926-28
PRIESTER, V.D.	1940-41
PRITCHARD, Lamar	1971-72, 74
PROFFITT, Mike	1969-72
PRUETT, Jim	1957-59
PRUSER, Mike	1980
PRYOR, R.M. Jr.	1943
PURVIS, Russell	1960

Q	
QUINN, Tom	1990-92

R	
RAFFO, Tommy	1987-90
RAMSEY, Saunders	2003-05
RANDOLPH, Zack	2014
RATH, Gary	1992-94
RAWDOW, Frank	2009
RAWLS, R.D.	1921-23
RAY, Carl	1960
RAY, T.J.	1886-87
REA, Jeffrey	2004-07
REA, Wes	2012-15
REAGAN, Josh	1978-79
REDD, Ricky Joe	1992-95
REDDEN, O.S.	1928
REED, Bobby	1988-90
REED, Caleb	2009-12
REED, R.E.	1939
REEDER, Claude	1963-65
REID, W.D.	1905-06
REINKE, Chris	1997-98
REINSTETLE, Dwight	1972
RENFROE, Hunter	2011-13
REYES, Louis	1974
REYNOLDS, Luke	2015
RHODES, Joe	1950
RICE, Andy	2006-08
RICHARDSON, Matt	2006-07
RIDDLE, Larry	1974-75
RIGBY, Ryan	2016
ROBBINS, Wayne	1956-58
ROBERTS, W.G.	1905-07
ROBERTS, J.M.	1915
ROBINS, E.L.	1890-93, 95
ROBINSON, Don	1975-78
ROBINSON, Don	1950
ROBINSON, Jason	1994
ROBINSON, Jim	1988-90
ROBSON, Jacob	2013, 15-16
ROCK, Jamie	1999-2000
ROGERS, Jeff	1914-15
ROOKER, Brent	2015-17
ROPER, M.A.	1933
RORIE, Bill	1967-70
ROSEBOROUGH, E.H.	1907
ROSSEAU, T.H.	1892-93, 95
ROUTT, Nick	2009, 11-12
ROWAN, C.	1885
RUBY, A.R.	1928-29
RUDD, E.I.	1896-97
RUSSELL, C.E.	1919-20
RUSSELL, C.H.	1908-10
RUSSELL, T.G.	1896-97
RUTLEDGE, Michael	2005-07

S	
SAHLER, Mike	1975
SAUNDERS, H.T.	1898-99
SAUNDERS, W.B.	1917-20
SCARBROUGH, Tyler	2003-04
SCHLOSSER, Randy	1979-80
SCHNEIDER, Sonny	1947-50
SCHOENROCK, Bill	1958-60
SCIONEUX, Damian	1996-97
SCOTT, John	1984-86
SELF, T.E.	1947-49
S.E. Riley	2017-present
SEXTON, Austin	2014-16
SHANKS, F.D.	1941-42
SHANNON, C.R.	1890-91, 93
SHARPE, L.K.	1885-89
SHAVE, Jon	1987-90
SHAW, J.V.	1935
SHAW, M.J.	1914-17
SHEFFIELD, Neil	1960-61
SHELLY, John Marc	2013
SHEMPER, Jared	2020-present
SHEPHERD, Jaron	2010-11
SHEPHERD, Scott	1975-77
SHEPPARD, Joe	1948-50
SHIELDS, D.A.	1902
SHOWALTER, Nat	1977
SHREWSBERRY, John	1979-81
SHUMAKER, Brad	1996-97
SHUMAKER, Coie	1967-69
SIKES, C.H.	1932-34
SIKES, D.O.	1923
SILVA, Gray	2004
SIMS, Landon	2020-present
SKELTON, Dustin	2017-19
SLAUTER, Mitch	2012-13
SMALL, Ethan	2016-19
SMITH, Bob	1980
SMITH, Blake	2016-18
SMITH, Brandon	2019-present
SMITH, Charlie	1963-65
SMITH, E.G.	1940-41
SMITH, F.M.	1908-11
SMITH, H.	1899
SMITH, H.E. Jr.	1934-35
SMITH, Herman	1946
SMITH, Mike	1977-78
SMITH, Mike	2015-16
SNEED, Russ	2007-10
SNYDER, H.L.	1943-47
SOTTILE, Lou	1980-81
SPARKMAN, Sparky	1997-98
SPEED, David	1965-66
SPENCER, A.L.	1919
SPICA, Rick	1971-72
SPRAGGINS, H.F. Jr.	1940-42
SPRING, Tyler	2019
SPRUIELL, Matt	2015
STANTON, Bill	1956
STARKE, Taylor	2011
STARKE, W.	1902
STATUM, Bobby	1975
STATZ, Tim	2011
STEVENSON, R.V.	1911
STEWART, M.M.	1939
STILL, Phil	1968-71
STINSON, E.B.	1888-89
STOVALL, Hunter	2016-18
STOVALL, W. D. R.	1920-21
STRAITS, John	1994-95
STRATTON, Chris	2010-12
STRINGER, J.J.	1925-26
STRINGER, W.L. Jr.	1934-35
STUART, C.E.	1925-27
STUBBS, A.B.	1936-38
STUBBS, A.F.	1937
STUBBS, H.T.	1939-40
SUSCE, Steve	1979-81
SUTTON, R.T.	1939
SWINDLE, Lee	2008-09



HISTORY & HONORS

T	
TACKETT, Daniel	2004-05
TANKSLEY, Scott	1993-95
TANNER, Logan	2020-present
TAQUINO, Michael	2000
TATUM, Craig	2003-04
TATUM, Ken	1964-66
TATUM, Vance	2014-16
TAYLOR, L.B.	1932-33
TAYLOR, Mark	1981-82
TERRY, Brian	1997-2000
THIESEN, Gator	1984-85
THIGPEN, Bobby	1984-85
THIGPEN, Wes	2010-11
THOMPSON, E.T.	1930-32
THOMPSON, Jerry	1969-71
THOMPSON, L.R.	1926-28
THOMPSON, W.L.	1897
THOMS, Hank	1997-99
THOMS, Josh	2002-04
THOMS, Lake	1998-99
THOMS, Rusty	1995-98
TILLER, T.E. Jr.	1946
TINSLEY, Brooks	2006
TOMKINS, Larry	1994-95
TORRES, Pete	1978-79
TOWNES, R.B.	1919
TRIBOLET, Scott	1994-95
TROTTER, G.P.	1903-07
TRUITT, J.F.	1942
TUCKER, J.B.	2002-03
TURCOTTE, Louis	1976
TURNER, Brandon	2007-08
TURNER, Charles	1957-59
TURNER, L.S.	1922-25
U	
UNDERWOOD, Bee	1933-34
UNSER, Del	1964-66
UTTERBACK, W.E.	1891
V	
VALENTINE, Mike	2005-07
VAN CLEVE, Dan	1982-85
VANDEVERE, D.C.	1929-31
VANSAU, Hunter	2017-18
VAUGHN, Jack	1956
VAUGHN, J.S.	1924
VEAZEY, J.C.	1897
VENABLE, J.C.	1943
VICKERSON, Jake	2014-15
VICKERSON, Nick	2010-11
VOSS, David	1970-72
W	
WADDELL, Trent	2015
WAITS, F.A.	1932-34
WALKER, Cody	2014-15
WALKER, Gerald	1951-53
WALLACE, B.J.	1990-92
WALLACE, Glenn	1967-69
WALTERS, Barry	1996-98
WALTERS, J.F.	1935-37
WALTON, F.L.	1910
WARBURTON, John	1991
WARD, R.B.	1936-38
WASHINGTON, Gary	1965-67
WASHINGTON, Manuel	1967-69
WATSON, C.C.	2010
WATTS, Lee	1946, 48-49
WAX, H.O.	1918
WAX, J.A.	1931
WEATHERFORD, Aaron	2006-08
WEAVER, Trent	1986
WEAVER, Tri	1985-86
WEBB, Ben	1986
WEBB, J.W.	1928-29
WEDDELL, F.J.	1890-93
WEEMS, J.L.	1934
WEISHEIM, Tim	1978-79
WELLS, Harold	1952-53
WENDTLAND, Walt	1975-76

WENTZ, Bob	1953
WESSON, Jared	2009
WEST, Josh	1998-2001
WESTBURG, Jordan	2018-20
WHEELER, Brett	1996-98
WHEELER, J.O.	1885
WHEELER, M.J.	1906
WHITE, Colby	2019
WHITE, J.N.	1919-20
WHITE, Pete	1980-83
WHITNEY, Tyler	2007-10
WHITTEN, L.H.	1907-09
WIENIEWITZ, Spud	1973-74
WIESE, Brian	1996-99
WILDER, E.	1917-18
WILFORD, F.C.	1941
WILLCUTT, Jason	1998-99
WILLCUTT, Jimmy	1962-64
WILLIAMS, Charlie	1953-55
WILLIAMS, Drew	1991-94
WILLIAMS, Jesse	1955-56
WILLIAMS, Julian	1954
WILLIAMS, Lee	1950-52
WILLIAMS, W.J.	1910
WILLINGHAM, Phillip	1998-2001
WILLOUGHBY, Gary	1975-77
WILSON, Andy	2004-08
WILSON, Joe	1954-57
WINFORD, Barry	1986-89
WINFORD, Ron	1987-89
WINKLER, Brad	1980-83
WOMACK, S.K.	1919
WOOD, H.E.	1937-39
WOOD, W.T. Jr.	1936-38
WOODRUFF, Brandon	2012-14
WOOTEN, Josh	2000-01
WREN, Cliff	1999
WRIGHT, Daron	1999-2000
WRIGHT, Ernie	1989

Y	
YARBROUGH, Greg	1968
YEATES, C.W.	1892-93, 95
YEATES, E.D.	1896-97, 99
YEATES, N.	1905
YILLING, Fred	1968-70
YOUNG, Chris	2000-02
YOUNG, Glen	1981-82
YOUNG, Paul	2016
YOUNG, Pete	1987-89

Z	
ZELMER, Dan	1982-84



STATE TO THE SHOW

MAJOR LEAGUE BASEBALL

(61 Diamond Dawgs have appeared in Major League Baseball)

GLEN "LEFTY" BOLTON | 1B

MSU Career: 1924-26
Teams: Cleveland (1928)
MLB Debut: Sept. 21, 1928 (vs. WSH)
Final MLB Game: Sept. 30, 1928 (vs. BOS)
Notes: Both career hits were triples.

YEAR	G	AB	H	HR	RBI	AVG
1928-CLE	4	13	2	0	0	.154
One Year	4	13	2	0	0	.154

JIMMY BRAGAN | COACH

MSU Career: 1947-50 (player), 1957 (head coach)
Teams: Cincinnati (1967-69), Montreal (1970-72), Milwaukee (1976-77)
Notes: Managed Class D Bluefield Dodgers (1957)...Served as scout with Cincinnati Reds (1958-66) and then joined major league club as first base coach...Also managed Expos' Triple-A Winnipeg Whips (1971)...President of the Double-A Southern League from 1981-94.

JEFF BRANTLEY | P

MSU Career: 1982-85
Teams: San Francisco (1988-93), Cincinnati (1994-97), St. Louis (1998), Philadelphia (1999-2000), Texas (2001)
MLB Debut: Aug. 5, 1988 (vs. ATL)
Final MLB Game: May 23, 2001 (vs. TB)
Notes: All-Star (1990)...Rolaids Relief Man Award (1996)...Led MLB with 44 saves in 1996...Appeared in 1989 World Series...ESPN color commentator and *Baseball Tonight* in-studio contributor (2002-06)...Member of Cincinnati Reds radio broadcast team on Cincinnati Reds Radio Network (2007-present).

YEAR	G-GS	W-L	IP	ERA	SO	SV
1988-SFG	9-1	0-1	20.2	5.66	11	1
1989-SFG	59-1	7-1	97.1	4.07	69	0
1990-SFG	55-0	5-3	86.2	1.56	61	19
1991-SFG	67-0	5-2	95.1	2.45	81	15
1992-SFG	56-4	7-7	91.2	2.95	86	7
1993-SFG	53-12	5-6	113.2	4.28	76	0
1994-CIN	50-0	6-6	65.1	2.48	63	15
1995-CIN	56-0	3-2	70.1	2.82	62	28
1996-CIN	66-0	1-2	71.0	2.41	76	44
1997-CIN	13-0	1-1	11.2	3.86	16	1
1998-STL	48-0	0-5	50.2	4.44	48	14
1999-PHI	10-0	1-2	8.2	5.19	11	5
2000-PHI	55-0	2-7	55.1	5.86	57	23
2001-TEX	18-0	0-1	21.0	5.14	11	0
14 Years	615-18	43-46	859.1	3.39	728	172

ED CHAPMAN | P

MSU Career: 1926-27
Teams: Washington (1933)
MLB Debut: Aug. 6, 1933 (vs. PHA)
Final MLB Game: Oct. 1, 1933 (vs. PHA)

YEAR	G-GS	W-L	IP	ERA	SO	SV
1933-WSH	6-1	0-0	9.0	8.00	4	0
One Year	6-1	0-0	9.0	8.00	4	0

TRAVIS CHAPMAN | 3B

MSU Career: 1997-2000
Teams: Philadelphia (2003)
MLB Debut: Sept. 9, 2003 (vs. ATL)
Final MLB Game: Sept. 9, 2003 (vs. ATL)

YEAR	G	AB	H	HR	RBI	AVG
2003-PHI	1	1	0	0	0	.000
One Year	1	1	0	0	0	.000

BUBBA CHURCH | P

MSU Career: Attendee
Teams: Philadelphia (1950-52), Cincinnati (1952-53), Chicago Cubs (1953-55)
MLB Debut: April 30, 1950 (vs. BSN)
Final MLB Game: May 1, 1955 (vs. PHI)
Notes: Enrolled at Mississippi State in the fall of 1946, before signing a professional contract with Philadelphia.

YEAR	G-GS	W-L	IP	ERA	SO	SV
1950-PHI	31-18	8-6	142.0	2.73	50	1
1951-PHI	38-33	15-11	247.0	3.53	104	1
1952-PHI/CIN	31-23	5-9	158.1	4.55	50	0
1953-CIN/CHC	38-19	7-8	148.0	5.29	59	1
1954-CHC	7-3	1-3	14.2	9.82	8	0
1955-CHC	2-0	0-0	3.1	5.40	3	1
Six Years	147-96	36-37	713.1	4.10	274	4

WILL CLARK | 1B

MSU Career: 1983-85
Teams: San Francisco (1986-93), Texas (1994-98), Baltimore (1999-2000), St. Louis (2000)
MLB Debut: April 8, 1986 (vs. HOU)
Final MLB Game: Oct. 1, 2000 (vs. CIN)
Notes: Six-time All-Star (1988-92, 94)...Two-time Silver Slugger (1989, 1991)...Gold Glove (1991), 1989 NLCS MVP...No. 2 in 1989 NL MVP voting...Appeared in 1989 World Series...Hit home run in professional debut and final game...Hit home run in first career at-bat, facing Hall of Fame pitcher Nolan Ryan.

YEAR	G	AB	H	HR	RBI	AVG
1986-SFG	111	408	117	11	41	.287
1987-SFG	150	529	163	35	91	.308
1988-SFG	162	575	162	29	109	.282
1989-SFG	159	588	196	23	111	.333
1990-SFG	154	600	177	19	95	.295
1991-SFG	148	565	170	29	116	.301
1992-SFG	144	513	154	16	73	.300
1993-SFG	132	491	139	14	73	.283
1994-TEX	110	389	128	13	80	.329
1995-TEX	123	454	137	16	92	.302
1996-TEX	117	436	124	13	72	.284
1997-TEX	110	393	128	12	51	.326
1998-TEX	149	554	169	23	102	.305
1999-BAL	77	251	76	10	29	.303
2000-BAL/STL	130	427	136	21	70	.319
15 Years	1976	7173	2176	284	1205	.303

HUGH CRITZ | 2B

MSU Career: 1919-20
Teams: Cincinnati (1924-30), New York Giants (1930-35)
MLB Debut: May 31, 1924 (vs. SLB)
Final MLB Game: Sept. 27, 1935 (vs. BSN)
Notes: World Series champion (1933)...Scored eventual winning runs in first two games of 1933 World Series...Finished No. 2 in 1926 NL MVP voting and No. 4 in 1928.

YEAR	G	AB	H	HR	RBI	AVG
1924-CIN	102	413	133	3	35	.322
1925-CIN	144	541	150	2	51	.277
1926-CIN	155	607	164	3	79	.270
1927-CIN	113	396	110	4	49	.278
1928-CIN	153	641	190	5	52	.296
1929-CIN	107	425	105	1	50	.247
1930-CIN/NYG	152	662	172	4	61	.260
1931-NYG	66	238	69	4	17	.290
1932-NYG	151	659	182	2	50	.276
1933-NYG	133	558	137	2	33	.246
1934-NYG	137	571	138	6	40	.242
1935-NYG	65	219	41	2	14	.187
12 Years	1478	5930	1591	38	531	.268

MAJOR LEAGUE BASEBALL



ERIC DUBOSE P						
MSU Career: 1995-1997						
Teams: Baltimore (2002-06)						
MLB Debut: Sept. 19, 2002 (vs. TOR)						
Final MLB Game: April 7, 2006 (vs. BOS)						
YEAR	G-GS	W-L	IP	ERA	SO	SV
2002-BAL	4-0	0-0	6.0	3.00	4	0
2003-BAL	17-10	3-6	73.2	3.79	44	0
2004-BAL	14-14	4-6	74.2	6.39	48	0
2005-BAL	15-3	2-3	29.1	5.52	17	0
2006-BAL	2-0	0-0	4.2	9.64	2	0
Five Years	52-27	9-15	188.1	5.21	115	0

ED EASLEY C						
MSU Career: 2005-07						
Teams: St. Louis (2015)						
MLB Debut: May 29, 2015 (vs. LAD)						
Final MLB Game: Oct. 4, 2015 (vs. ATL)						
YEAR	G	AB	H	HR	RBI	AVG
2015	4	6	0	0	1	.000
One Year	4	6	0	0	1	.000

SAMMY ELLIS P/COACH						
MSU Career: 1961						
Teams (player): Cincinnati (1962, 64-67), California (1968), Chicago [AL] (1969)						
Teams (coach): New York [AL] (1983-84; 1986), Chicago [AL] (1989-91), Chicago [NL] (1992), Seattle (1993-94), Boston (1996), Baltimore (2000)						
MLB Debut (player): April 14, 1962 (vs. SFG)						
Final MLB Game (player): June 8, 1969 (vs. NYY)						
Notes: All-Star (1965).						
YEAR	G-GS	W-L	IP	ERA	SO	SV
1962-CIN	8-4	2-2	28.0	6.75	27	0
1964-CIN	52-5	10-3	122.1	2.57	125	14
1965-CIN	44-39	22-10	263.2	3.79	183	2
1966-CIN	41-36	12-19	221.0	5.29	154	0
1967-CIN	32-27	8-1	175.2	3.84	80	0
1968-CAL	42-24	9-10	164.0	3.95	93	2
1969-CHW	10-5	0-3	29.1	5.83	15	0
Seven Years	229-140	63-58	1004.0	4.15	677	18

BOBBY ETHERIDGE 3B						
MSU Career: 1961						
Teams: San Francisco (1967, 1969)						
MLB Debut: July 16, 1967 (vs. CHC)						
Final MLB Game: Oct. 2, 1969 (vs. SDP)						
YEAR	G	AB	H	HR	RBI	AVG
1967-SFG	40	115	26	1	15	.226
1969-SFG	56	131	34	1	10	.260
Two Years	96	246	60	2	25	.244

RAGS FAIRCLOTH P						
MSU Career: 1911-12						
Teams: Philadelphia (1919)						
MLB Debut: May 6, 1919 (vs. BRO)						
Final MLB Game: May 15, 1919 (vs. PIT)						
YEAR	G-GS	W-L	IP	ERA	SO	SV
1919-PHI	2-0	0-0	2.0	9.00	0	0
One Year	2-0	0-0	2.0	9.00	0	0

DAVID "BOO" FERRISS P						
MSU Career: 1941-42						
Teams: Boston (1945-50)						
MLB Debut: Aug. 29, 1945 (vs. PHA)						
Final MLB Game: April 18, 1950 (vs. NYY)						
Notes: Two-time All-Star (1945-46)...1945 All-Star selection came during rookie year...Appeared in 1946 World Series...Led MLB in win percentage (.806) in 1946...Finished No. 4 in 1945 AL MVP voting...Threw complete game shutout in major league debut.						
YEAR	G-GS	W-L	IP	ERA	SO	SV
1945-BOS	35-31	21-10	264.2	2.96	94	2
1946-BOS	40-35	25-6	274.0	3.25	106	3
1947-BOS	33-28	12-11	218.1	4.04	64	0
1948-BOS	31-9	7-3	115.1	5.23	30	3
1949-BOS	4-0	0-0	6.2	4.05	1	0
1950-BOS	1-0	0-0	1.0	18.00	1	0
Six Years	144-103	65-30	880.0	3.64	296	8

ADAM FRAZIER IF/OF						
MSU Career: 2011-13						
Teams: Pittsburgh (2016-PRESENT)						
MLB Debut: June 24, 2016 (vs. LAD)						
Notes: Pittsburgh Pirates Heart and Hustle Award (2017).						
YEAR	G	AB	H	HR	RBI	AVG
2016-PIT	66	146	44	2	11	.301
2017-PIT	121	406	112	6	53	.276
2018-PIT	113	318	88	10	35	.277
2019-PIT	152	554	154	10	50	.278
2020-PIT	58	209	48	7	23	.230
Five Years	510	1633	446	35	172	.273

CHAD GIRODO P						
MSU Career: 2010-13						
Teams: Toronto (2016)						
MLB Debut: April 26, 2016 (vs. OAK)						
YEAR	G-GS	W-L	IP	ERA	SO	SV
2016-TOR	14-0	0-0	10.1	4.35	5	0
One Year	14-0	0-0	10.1	4.35	5	0

MATT GINTER P						
MSU Career: 1996-97						
Teams: Chicago [AL] (2000-2003), New York [NL] (2004), Detroit (2005), Cleveland (2008)						
MLB Debut: Sept. 1, 2000 (vs. ANA)						
Final MLB Game: Aug 3, 2008 (vs. MIN)						
YEAR	G-GS	W-L	IP	ERA	SO	SV
2000-CHW	7-0	1-0	9.1	13.50	6	0
2001-CHW	20-0	1-0	39.2	5.22	24	0
2002-CHW	33-0	1-0	54.1	4.47	37	1
2003-CHW	3-0	0-0	3.1	13.50	0	0
2004-NYM	15-14	1-3	69.1	4.54	38	0
2005-DET	14-1	0-1	35.0	6.17	15	0
2008-CLE	4-4	1-3	21.0	5.14	12	0
Seven Years	96-19	5-7	232.0	5.43	132	1



ALEX GRAMMAS | IF/COACH-MANAGER

MSU Career: 1947-49
Teams (player): St. Louis (1954-56, 59-62), Cincinnati (1956-58), Chicago [NL] (1962-63)
Teams (coach): Pittsburgh (1965-69), Cincinnati (1970-75; 1978), Milwaukee (1976-77), Atlanta (1979), Detroit (1980-1991)
MLB Debut (player): April 13, 1954 (vs. CHC)
Final MLB Game (player): Sept. 29, 1963 (vs. MLN)
Notes: Managed Chicago Cubs' Double-A affiliate Fort Worth Cats (1964)...Managed final five games of Pittsburgh's 1969 season...Part of Cincinnati's 1975 world championship...Won a World Series with Detroit in 1984...Made four World Series appearances as an assistant coach, winning two.

YEAR	G	AB	H	HR	RBI	AVG
1954-STL	142	401	106	2	29	.264
1955-STL	128	366	88	3	25	.240
1956-STL/CIN	83	152	37	0	17	.243
1957-CIN	73	99	30	0	8	.303
1958-CIN	105	216	47	0	12	.218
1959-STL	131	368	99	3	30	.269
1960-STL	102	196	48	4	17	.245
1961-STL	89	170	36	0	21	.212
1962-STL/CHC	44	78	16	0	4	.205
1963-CHC	16	27	5	0	0	.185
10 Years	913	2073	512	12	163	.247

YEAR	W-L	PCT.
1969-PIT	4-1	.800
1976-MIL	66-95	.410
1977-MIL	67-95	.414
Three Years	137-191	.418

KENDALL GRAVEMAN | P

MSU Career: 2010-13
Teams: Toronto (2014), Oakland (2015-2018), Seattle (2020-PRESENT)
MLB Debut: Sept. 5, 2014 (vs. BOS)

YEAR	G-GS	W-L	IP	ERA	SO	SV
2014-TOR	5-0	0-0	4.2	3.86	4	0
2015-OAK	21-21	6-9	115.2	4.05	77	0
2016-OAK	31-31	10-11	186.0	4.11	108	0
2017-OAK	19-19	6-4	105.1	4.19	70	0
2018-OAK	7-7	1-5	34.1	7.60	27	0
2020-SEA	11-2	1-3	18.2	5.79	15	0
Five Years	94-80	24-32	464.2	4.44	301	0

PAUL GREGORY | P

MSU Career: 1928-30
Teams: Chicago [AL] (1932-33)
MLB Debut: April 20, 1932 (vs. SLB)
Final MLB Game: Sept. 24, 1933 (vs. CLE)

YEAR	G-GS	W-L	IP	ERA	SO	SV
1932-CHW	33-9	5-3	117.2	4.51	39	0
1933-CHW	23-17	4-11	103.2	4.95	18	0
Two Years	56-26	9-14	221.1	4.72	57	0

BUNN HEARN | P

MSU Career: 1908-09
Teams: St. Louis (1910-11), New York Giants (1913), Pittsburgh Rebels (1915), Boston Braves (1918, 20)
MLB Debut: Sept. 17, 1910 (vs. NYG)
Final MLB Game: July 2, 1920 (vs. NYG)

YEAR	G-GS	W-L	IP	ERA	SO	SV
1910-STL	5-5	1-3	39.0	5.08	14	0
1911-STL	2-0	0-0	2.2	13.50	1	0
1913-NYG	2-2	1-1	13.0	2.77	8	0
1915-PBS	29-17	6-11	175.2	3.38	49	0
1918-BSN	17-12	5-6	126.1	2.49	30	0
1920-BSN	11-4	0-3	43.0	5.65	9	0
Six Years	66-40	13-24	399.2	3.56	111	0

JONATHAN HOLDER | P

MSU Career: 2012-14
Teams: New York [AL] (2016-2020), Chicago [NL] (2021-PRESENT)
MLB Debut: Sept. 2, 2016 (vs. BAL)

YEAR	G-GS	W-L	IP	ERA	SO	SV
2016-NYY	8-0	0-0	8.1	5.40	5	0
2017-NYY	37-0	1-1	39.1	3.89	40	0
2018-NYY	60-1	1-3	66.0	3.14	60	0
2019-NYY	34-1	5-2	41.1	6.31	46	0
2020-NYY	18-0	3-0	21.2	4.98	165	0
Five Years	157-2	10-6	176.2	4.38	165	0

JIM HOWARTH | OF

MSU Career: 1967-68
Teams: San Francisco (1971-74)
MLB Debut: Sept. 5, 1971 (vs. HOU)
Final MLB Game: May 19, 1974 (vs. SDP)

YEAR	G	AB	H	HR	RBI	AVG
1971-SFG	7	13	3	0	2	.231
1972-SFG	74	119	28	1	7	.235
1973-SFG	65	90	18	0	7	.200
1974-SFG	6	4	0	0	0	.000
Four Years	152	226	49	1	16	.217

DAKOTA HUDSON | P

MSU Career: 2014-16
Teams: St. Louis (2018-PRESENT)
MLB Debut: Aug. 4, 2018
Notes: St. Louis Cardinals Minor League Pitcher of the Year (2018)...Finished No. 4 in NL Rookie of the Year voting (2019).

YEAR	G-GS	W-L	IP	ERA	SO	SV
2018-STL	26-0	4-1	27.1	2.63	19	0
2019-STL	33-32	16-7	174.2	3.35	136	1
2020-STL	8-8	3-2	39.0	2.77	31	0
Three Years	67-40	23-10	241.0	3.17	186	1

ALAN JOHNSON | P

MSU Career: 2003-05
Teams: Colorado (2011)
MLB Debut: April 17, 2011 (vs. CHC)
Final MLB Game: April 17, 2011 (vs. CHC)

YEAR	G-GS	W-L	IP	ERA	SO	SV
2011-COL	1-1	0-0	4.0	9.00	3	0
One Year	1-1	0-0	4.0	9.00	3	0

JON KNOTT | OF

MSU Career: 1998-2001
Teams: San Diego (2004, 06), Baltimore (2007)
MLB Debut: May 30, 2004 (vs. MIL)
Final MLB Game: Aug. 1, 2007 (vs. OAK)

YEAR	G	AB	H	HR	RBI	AVG
2004-SDP	9	14	3	0	1	.214
2006-SDP	3	3	0	0	0	.000
2007-BAL	7	14	3	1	4	.214
Three Years	19	31	6	1	5	.194

JACK LAZORKO | P

MSU Career: 1977-78
Teams: Milwaukee (1984), Seattle (1985), Detroit (1986), California (1987-88)
MLB Debut: June 4, 1984 (vs. BAL)
Final MLB Game: Sept. 27, 1988 (vs. MIL)

YEAR	G-GS	W-L	IP	ERA	SO	SV
1984-MIL	15-1	0-1	39.2	4.31	24	1
1985-SEA	15-0	0-0	20.1	3.54	7	1
1986-DET	3-0	0-0	6.2	4.05	3	0
1987-CAL	26-11	5-6	117.2	4.59	55	0
1988-CAL	10-3	0-1	37.2	3.35	19	0
Five Years	69-15	5-8	222.0	4.22	108	2

MAJOR LEAGUE BASEBALL



JACOB LINDGREN | P

MSU Career: 2012-14
Teams: New York [AL] (2015)
MLB Debut: May 25, 2015 (vs. LAD)

YEAR	G-GS	W-L	IP	ERA	SO	SV
2015-NYY	7-0	0-0	7.0	5.14	8	0
One Year	7-0	0-0	7.0	5.14	8	0

CARLTON LOEWER | P

MSU Career: 1992-94
Teams: Philadelphia (1998-99), San Diego (2001, 2003)
MLB Debut: June 14, 1998 (vs. CHC)
Final MLB Game: June 7, 2003 (vs. MIN)

YEAR	G-GS	W-L	IP	ERA	SO	SV
1998-PHI	21-21	7-8	122.2	6.09	58	0
1999-PHI	20-13	2-6	89.2	5.12	48	0
2001-SDP	2-2	0-2	4.1	24.92	1	0
2003-SDP	5-5	1-2	21.2	6.65	11	0
Four Years	48-41	10-18	238.1	6.12	118	0

NATE LOWE | IF

MSU Career: 2016
Teams: Tampa Bay (2019-PRESENT), Texas (2021-PRESENT)
MLB Debut: April 29, 2019 (vs. KCR)

YEAR	G	AB	H	HR	RBI	AVG
2019-TBR	50	255	67	7	35	.263
2020-TBR	21	67	15	4	11	.224
Two Years	71	219	55	11	46	.251

JIM LYLE | P

MSU Career: 1915
Teams: Washington Senators (1925)
MLB Debut: Oct. 2, 1925 (vs. BOS)
Final MLB Game: Oct. 2, 1925 (vs. BOS)

YEAR	G-GS	W-L	IP	ERA	SO	SV
1925-WSH	1-0	0-0	3.0	6.00	3	0
One Year	1-0	0-0	3.0	6.00	3	0

PAUL MAHOLM | P

MSU Career: 2000-03
Teams: Pittsburgh (2005-11), Chicago [NL] (2012), Atlanta (2012-13), Los Angeles [NL] (2014)
MLB Debut: June 20, 2005 (vs. SFG)
Final MLB Game: May 19, 2010 (vs. ARI)

YEAR	G-GS	W-L	IP	ERA	SO	SV
2005-PIT	6-6	3-1	41.1	2.18	26	0
2006-PIT	30-30	8-10	176.0	4.76	117	0
2007-PIT	29-29	10-15	177.2	5.02	105	0
2008-PIT	31-31	9-9	206.1	3.71	139	0
2009-PIT	31-31	8-9	194.2	4.44	119	0
2010-PIT	32-32	9-15	185.1	5.10	102	0
2011-PIT	26-26	6-14	162.1	3.66	97	0
2012-CHC/ATL	32-31	13-11	189.0	3.67	140	0
2013-ATL	26-26	10-11	153.0	4.41	105	0
2014-LAD	30-8	1-5	70.2	4.84	34	0
10 Years	273-250	77-100	1556.1	4.30	984	0

CHRIS MALONEY | COACH

MSU Career: 1982-83
Teams: St. Louis (2012-17)
Notes: St. Louis first base coach...Currently Atlanta Braves' Class-AA Mississippi Braves manager (2017-present)...Appeared in the 2013 World Series with the Cardinals.

BRANDON MEDDERS | P

MSU Career: 2000-01
Teams: Arizona (2005-08), San Francisco (2009-10)
MLB Debut: June 20, 2005 (vs. SFG)
Final MLB Game: May 19, 2010 (vs. ARI)

YEAR	G-GS	W-L	IP	ERA	SO	SV
2005-ARI	27-0	4-1	30.1	1.78	31	0
2006-ARI	60-0	5-3	71.2	3.64	47	0
2007-ARI	30-0	1-2	29.1	4.30	23	0
2008-ARI	18-0	1-0	19.2	4.58	8	0
2009-SFG	61-0	5-1	68.2	3.01	58	1
2010-SFG	14-0	0-0	15.0	7.20	8	0
Six Years	210-0	16-7	234.2	3.61	175	1

MONROE MITCHELL | P

MSU Career: 1920-22
Teams: Washington Senators (1923)
MLB Debut: July 11, 1923 (vs. SLB)
Final MLB Game: Aug. 29, 1923 (vs. DET)

YEAR	G-GS	W-L	IP	ERA	SO	SV
1923-WSH	10-6	2-4	41.2	6.48	8	2
One Year	10-6	2-4	41.2	6.48	8	2

WILLIE MITCHELL | P

MSU Career: 1905-09
Teams: Cleveland (1909-16), Detroit (1916-19)
MLB Debut: Sept. 22, 1909 (vs. BOS)
Final MLB Game: May 31, 1919 (vs. SLB)

YEAR	G-GS	W-L	IP	ERA	SO	SV
1909-CLE	3-3	1-2	23.0	1.57	8	0
1910-CLE	35-18	12-8	183.2	2.60	102	0
1911-CLE	30-22	7-14	177.1	3.76	78	0
1912-CLE	29-15	5-8	163.2	2.80	94	1
1913-CLE	35-22	14-8	217.0	1.91	141	0
1914-CLE	39-32	11-17	257.0	3.19	179	1
1915-CLE	36-30	11-14	236.0	2.82	149	1
1916-CLE/DET	35-23	9-10	171.1	3.78	84	1
1917-DET	30-22	12-8	185.1	2.19	80	0
1918-DET	1-1	0-1	4.0	9.00	2	0
1919-DET	3-2	1-2	13.2	5.27	4	0
11 Years	276-190	83-92	1632.0	2.88	921	4

TYLER MOORE | 1B

MSU Career: 2008
Teams: Washington (2012-15), Miami (2017)
MLB Debut: April 29, 2012 (vs. LAD)
Last MLB Game: Oct. 1, 2017 (vs. ATL)

YEAR	G	AB	H	HR	RBI	AVG
2012-WSN	75	156	41	10	29	.263
2013-WSN	63	167	37	4	21	.222
2014-WSN	42	91	21	4	14	.231
2015-WSN	97	187	38	6	27	.203
2017-MIA	104	187	43	6	30	.230
Five Years	381	788	180	30	121	.228

MITCH MORELAND | 1B/OF

MSU Career: 2005-07
Teams: Texas (2010-2016), Boston (2017-2020), San Diego (2020)
MLB Debut: July 29, 2010 (vs. OAK)
Notes: Gold Glove (2016)...All-Star (2018)...Appeared in three World Series (2010-11, Texas; 2018, Boston)...World Series champion (2018).

YEAR	G	AB	H	HR	RBI	AVG
2010-TEX	47	145	37	9	25	.255
2011-TEX	134	464	120	16	51	.259
2012-TEX	114	327	90	15	50	.275
2013-TEX	147	462	107	23	60	.232
2014-TEX	52	167	41	2	23	.246
2015-TEX	132	471	131	23	85	.278
2016-TEX	147	460	107	22	60	.233
2017-BOS	149	508	125	22	79	.246
2018-BOS	124	404	99	15	68	.245
2019-BOS	91	298	75	19	58	.252
2020-BOS/SDP	42	136	36	10	29	.265
11 Years	1179	3842	968	176	588	.252



MAJOR LEAGUE BASEBALL

C.S. "BUDDY" MYER | IF

MSU Career: 1922-24
Teams: Washington Senators (1925-27; 1929-41), Boston (1927-28)
MLB Debut: Sept. 26, 1925 (vs. SLB)
Final MLB Game: Sept. 24, 1941 (vs. BOS)
Notes: Led American League ins stolen bases (1928; 30)...American League batting title (1935; 349)...Two-time All-Star (1935; 37)...Finished No. 4 in AL MVP voting (1935)...Appeared in 1933 World Series with Washington.

YEAR	G	AB	H	HR	RBI	AVG
1925-WSH	4	8	2	0	0	.250
1926-WSH	132	434	132	1	60	.304
1927-WSH/BOS	148	520	146	2	54	.281
1928-BOS	147	536	168	1	44	.313
1929-WSH	141	563	169	3	82	.300
1930-WSH	138	541	164	2	61	.303
1931-WSH	139	591	173	4	56	.293
1932-WSH	143	577	161	5	52	.279
1933-WSH	131	530	160	4	61	.302
1934-WSH	139	524	160	3	57	.305
1935-WSH	151	616	215	5	100	.349
1936-WSH	51	156	42	0	15	.269
1937-WSH	125	430	126	1	65	.293
1938-WSH	127	437	147	6	71	.336
1939-WSH	83	258	78	1	32	.302
1940-WSH	71	210	61	0	29	.290
1941-WSH	53	107	3	0	9	.252
17 Years	1923	7038	2131	38	848	.303

BOBBY MYRICK | P

MSU Career: 1971-74
Teams: New York [NL] (1976-78)
MLB Debut: May 28, 1976 (vs. STL)
Final MLB Game: May 18, 1978 (vs. ATL)

YEAR	G-GS	W-L	IP	ERA	SO	SV
1976-NYM	21-1	1-1	27.2	3.25	11	0
1977-NYM	44-4	2-2	87.1	3.61	49	2
1978-NYM	17-0	0-3	24.2	3.28	13	0
Three Years	82-5	3-6	139.2	3.48	73	2

RAFAEL PALMEIRO | 1B

MSU Career: 1983-85
Teams: Chicago [NL] (1986-88), Texas (1989-93; 1999-2003), Baltimore (1994-98; 2004-05)
MLB Debut: Sept. 8, 1986 (vs. PHI)
Final MLB Game: Aug. 30, 2005 (vs. TOR)
Notes: One of five players with 500 HR and 3,000 hits (Hank Aaron, Willie Mays, Eddie Murray, Alex Rodriguez)...No. 13 in career home runs (569)...No. 17 in career RBIs (1,835)...No. 20 in career doubles (585)...No. 29 in career hits (3,020)...Four-time All-Star (1988, 91, 98-99)...Three-time Gold Glove (1997-99)...Two-time Silver Slugger (1998-99)...Sporting News Major League Player of the Year (1999)...Led American League in hits (1990; 191)...Led MLB in doubles (1991; 49)...Led the American League in runs scored (1993; 124).

YEAR	G	AB	H	HR	RBI	AVG
1986-CHC	22	73	18	3	12	.247
1987-CHC	84	221	61	14	30	.276
1988-CHC	152	580	178	8	53	.307
1989-TEX	156	559	154	8	64	.275
1990-TEX	154	598	191	14	89	.319
1991-TEX	159	631	203	26	88	.322
1992-TEX	159	608	163	22	85	.268
1993-TEX	160	597	176	37	105	.295
1994-BAL	111	436	139	23	76	.319
1995-BAL	143	554	172	39	104	.310
1996-BAL	162	626	181	39	142	.289
1997-BAL	158	614	156	38	110	.254
1998-BAL	162	619	183	43	121	.296
1999-TEX	158	565	183	47	148	.324
2000-TEX	158	565	163	39	120	.288
2001-TEX	160	600	164	47	123	.273
2002-TEX	155	546	149	43	105	.273
2003-TEX	154	561	146	38	112	.260
2004-BAL	154	550	142	23	88	.258
2005-BAL	110	369	98	18	60	.266
20 Years	2831	10,472	3,020	569	1835	.288

JONATHAN PAPELBON | P

MSU Career: 2001-03
Teams: Boston (2005-11), Philadelphia (2012-15), Washington (2015-2016)
MLB Debut: July 31, 2005 (vs. MIN)
Final MLB game: Aug. 6, 2016 (vs. SFG)
Notes: No. 9 on MLB career saves chart (368)...World Series champion (2007)...Six-time All-Star (2006-09, 12, 15)...No. 2 for American League Rookie of the Year voting (2006)...Owned a 1.00 ERA and 0.82 WHIP with 7 saves in postseason career (27.1 IP).

YEAR	G-GS	W-L	IP	ERA	SO	SV
2005-BOS	17-3	3-1	34.0	2.65	34	0
2006-BOS	59-0	4-2	68.1	0.92	75	35
2007-BOS	59-0	1-3	58.1	1.85	84	37
2008-BOS	67-0	5-4	69.1	2.34	77	41
2009-BOS	66-0	1-1	68.0	1.85	76	38
2010-BOS	65-0	5-7	67.0	3.90	76	37
2011-BOS	63-0	4-1	64.1	2.94	87	31
2012-PHI	70-0	5-6	70.0	2.44	92	38
2013-PHI	61-0	5-1	61.2	2.92	57	29
2014-PHI	66-0	2-3	66.1	2.04	63	39
2015-PHI/WSN	59-0	4-3	63.1	2.13	56	24
2016-WSN	37-0	2-4	35.0	4.37	31	19
12 Years	689-3	41-36	725.2	2.44	808	368

ADAM PIATT | OF

MSU Career: 1995-97
Teams: Oakland (2000-03), Tampa Bay (2003)
MLB Debut: April 24, 2000 (vs. TOR)
Final MLB Game: Sept. 23, 2003 (vs. TOR)

YEAR	G	AB	H	HR	RBI	AVG
2000-OAK	60	157	47	5	23	.299
2001-OAK	36	95	20	0	6	.211
2002-OAK	55	137	32	5	18	.234
2003-OAK/TBR	61	132	30	6	18	.227
Four Years	212	521	129	16	65	.248

JAY POWELL | P

MSU Career: 1991-93
Teams: Florida (1995-98), Houston (1998-2001), Colorado (2001), Texas (2002-04), Atlanta (2005)
MLB Debut: Sept. 10, 1995 (vs. ATL)
Final MLB Game: July 29, 2005 (vs. PIT)
Notes: World Series Champion (1997)

YEAR	G-GS	W-L	IP	ERA	SO	SV
1995-FLA	9-0	0-0	8.1	1.08	4	0
1996-FLA	67-0	4-3	71.1	4.54	52	2
1997-FLA	74-0	7-2	79.2	3.28	65	2
1998-FLA/HOU	62-0	7-7	70.1	3.33	62	7
1999-HOU	67-0	5-4	75.0	4.32	77	4
2000-HOU	29-0	1-1	27.0	5.67	16	0
2001-HOU/COL	74-0	5-3	75.0	3.24	54	7
2002-TEX	51-0	3-2	49.2	3.44	35	0
2003-TEX	51-0	3-0	58.2	7.82	3	0
2004-TEX	23-0	1-1	24.0	3.38	17	0
2005-ATL	5-0	0-0	3.1	0.00	1	0
11 Years	512-0	36-23	542.1	4.17	423	22

GARY RATH | P

MSU Career: 1992-94
Teams: Los Angeles (1998), Minnesota (1999)
MLB Debut: June 2, 1998 (vs. STL)
Final MLB Game: June 22, 1999 (vs. CHW)

YEAR	G-GS	W-L	IP	ERA	SO	SV
1998-LAD	3-0	0-0	3.1	10.80	4	0
1999-MIN	5-1	0-1	4.1	11.57	1	0
Two Years	8-1	0-1	8.0	11.25	5	0

MAJOR LEAGUE BASEBALL



HUNTER RENFROE OF						
MSU Career: 2011-13						
Teams: San Diego (2016-2019), Tampa Bay (2020), Boston (2021-PRESENT)						
MLB Debut: Sept. 21, 2016 (vs. ARI)						
Notes: Set San Diego Padres rookie home run (26) record in 2017 ...Appeared in 2020 World Series with Tampa Bay.						
YEAR	G	AB	H	HR	RBI	AVG
2016-SDP	11	35	13	4	14	.371
2017-SDP	122	445	103	26	58	.231
2018-SDP	117	403	100	26	68	.248
2019-SDP	140	440	95	33	64	.216
2020-TBR	42	122	19	8	22	.156
Five Years	432	1445	330	97	226	.228

JIM ROBERTS P						
MSU Career: 1915						
Teams: Brooklyn Robins (1924-25)						
MLB Debut: July 15, 1924 (vs. STL)						
Final MLB Game: April 16, 1925 (vs. PHI)						
YEAR	G-GS	W-L	IP	ERA	SO	SV
1924-BRO	11-5	0-3	25.1	7.46	10	0
1925-BRO	1-0	0-0	1.0	0.00	0	0
Two Years	12-5	0-3	26.1	7.18	10	0

RAY ROBERTS P						
MSU Career: 1917-19						
Teams: Philadelphia Athletics (1919)						
MLB Debut: Sept. 12, 1919 (vs. CHW)						
Final MLB Game: Sept. 26, 1919 (vs. NYY)						
YEAR	G-GS	W-L	IP	ERA	SO	SV
1919-PHA	3-2	0-2	14.0	7.71	2	0
One Year	3-2	0-2	14.0	7.71	2	0

BRENT ROOKER 1B/OF						
MSU Career: 2015-17						
Teams: Minnesota (2020)						
MLB Debut: Sept. 4, 2020 (vs. DET)						
YEAR	G	AB	H	HR	RBI	AVG
2020-MIN	7	19	6	1	5	.316
One Year	7	19	6	1	5	.316

JON SHAVE 2B						
MSU Career: 1987-90						
Teams: Texas (1993, 1999), Minnesota (1998)						
MLB Debut: May 15, 1993 (vs. CHW)						
Final MLB Game: Oct. 3, 1999 (vs. ANA)						
YEAR	G	AB	H	HR	RBI	AVG
1993-TEX	17	47	15	0	7	.319
1998-MIN	19	40	10	1	5	.250
1999-TEX	43	73	21	4	9	.288
Three Years	79	160	46	1	21	.288

NAT "BUCK" SHOWALTER MANAGER		
MSU Career: 1977		
Teams: New York [AL] (1992-95), Arizona (1998-2000), Texas (2003-06), Baltimore (2010-18)		
Notes: Three-time American League Manager of the Year (1994, 2004, 2014)...One of 23 individuals to manage 3,000 games all-time.		
YEAR	W-L	PCT.
1992-NYY	76-86	.469
1993-NYY	88-74	.543
1994-NYY	70-43	.619
1995-NYY	79-65	.549
1998-ARI	65-97	.401
1999-ARI	100-62	.617
2000-ARI	85-77	.525
2003-TEX	71-91	.438
2004-TEX	89-73	.549
2005-TEX	79-83	.488
2006-TEX	80-82	.494
2010-BAL	34-23	.596
2011-BAL	69-93	.429
2012-BAL	93-69	.574
2013-BAL	85-77	.525
2014-BAL	96-66	.593
2015-BAL	81-81	.500
2016-BAL	89-73	.549
2017-BAL	75-87	.463
2018-BAL	47-115	.290
20 Years	1551-1517	.506

HOMER SPRAGINS P						
MSU Career: 1940-42						
Teams: Philadelphia (1947)						
MLB Debut: Sept. 13, 1947 (vs. CHC)						
Final MLB Game: Sept. 21, 1947 (vs. NYG)						
YEAR	G-GS	W-L	IP	ERA	SO	SV
1947-PHI	4-0	0-0	5.1	6.75	3	0
One Year	4-0	0-0	5.1	6.75	3	0

CHRIS STRATTON P						
MSU Career: 2010-12						
Teams: San Francisco (2016-2018), Los Angeles [AL] (2019), Pittsburgh (2019-PRESENT)						
MLB Debut: May 30, 2016 (vs. ATL)						
YEAR	G-GS	W-L	IP	ERA	SO	SV
2016-SFG	7-0	1-0	10.0	3.60	6	0
2017-SFG	13-10	4-4	58.2	3.68	51	1
2018-SFG	28-26	10-10	145.0	5.09	112	0
2019-LAA/PIT	35-5	1-3	76.0	5.57	69	0
2020-PIT	27-0	2-1	30.0	3.90	39	0
Five Years	110-41	18-18	319.2	4.79	277	1

CRAIG TATUM C						
MSU Career: 2003-04						
Teams: Cincinnati (2009), Baltimore (2010-11)						
MLB Debut: July 21, 2009 (vs. LAD)						
Final MLB Game: Sept. 25, 2011 (vs. DET)						
YEAR	G	AB	H	HR	RBI	AVG
2009-CIN	26	68	11	1	6	.162
2010-BAL	43	114	32	0	9	.281
2011-BAL	31	87	17	0	7	.195
Three Years	100	269	60	1	22	.223

KEN TATUM P						
MSU Career: 1964-66						
Teams: California (1969-70), Boston (1971-73), Chicago [AL] (1974)						
MLB Debut: May 28, 1969 (vs. CLE)						
Final MLB Game: July 1, 1974 (vs. KCR)						
Notes: No. 4 in American League Rookie of the Year voting (1969)						
YEAR	G-GS	W-L	IP	ERA	SO	SV
1969-CAL	45-0	7-2	86.1	1.36	65	22
1970-CAL	62-0	7-4	88.2	2.94	50	17
1971-BOS	36-1	2-4	53.2	4.19	21	9
1972-BOS	22-0	0-2	29.1	3.07	15	4
1973-BOS	1-0	0-0	4.0	9.00	0	0
1974-CHW	10-1	0-0	20.2	4.79	5	0
Six Years	176-2	16-12	282.2	2.93	156	52



BOBBY THIGPEN | P/COACH

MSU Career: 1984-85
Teams (player): Chicago [AL] (1986-93), Philadelphia (1993), Seattle (1994)
Teams (coach): Chicago [AL] (2013-2016)
MLB Debut (player): Aug. 6, 1986 (vs. BOS)
Final MLB Game (player): April 27, 1994 (vs. NYY)
Notes: All-Star (1990)...Rolands Relief Man Award (1990)...Led MLB saves (57) and appearances (77) in 1990...No. 5 in AL MVP voting (1990)...No. 4 in American League Cy Young voting (1990)... Appeared in 1993 World Series with Philadelphia...In 2007, he became manager of the Bristol White Sox in the Appalachian League...Managed Chicago White Sox Rookie level Winston-Salem Dash (2009-2011) and Double A Birmingham Barons (2012)...Served as bullpen coach for Chicago White Sox.

YEAR	G-GS	W-L	IP	ERA	SO	SV
1986-CHW	20-0	2-0	35.2	1.77	20	7
1987-CHW	51-0	7-5	89.0	2.73	52	16
1988-CHW	68-0	5-8	90.0	3.30	62	34
1989-CHW	61-0	2-6	79.0	3.76	47	34
1990-CHW	77-0	4-6	88.2	1.83	70	57
1991-CHW	67-0	7-5	69.2	3.49	47	30
1992-CHW	55-0	1-3	55.0	4.75	45	22
1993-CHW/PHI	42-0	3-1	54.0	5.83	29	1
1994-SEA	7-0	0-2	7.2	9.39	4	0
Nine Years	448-0	31-36	568.2	3.43	367	201

DEL UNSER | OF

MSU Career: 1964-66
Teams: Washington Senators (1968-71), Cleveland (1972), Philadelphia (1973-74; 79-82), New York [NL] (1975-76), Montreal (1976-78)
MLB Debut: April 10, 1968 (vs. MIN)
Final MLB Game: June 6, 1982 (vs. HOU)
Notes: No. 2 in American League Rookie of the Year voting (1968), World Series champion (1980).

YEAR	G	AB	H	HR	RBI	AVG
1968-WSA	156	635	146	1	30	.230
1969-WSA	153	581	166	7	57	.286
1970-WSA	119	322	83	5	30	.258
1971-WSA	153	581	148	9	41	.255
1972-CLE	132	383	91	1	17	.238
1973-PHI	136	440	127	11	52	.289
1974-PHI	142	454	120	11	61	.264
1975-NYM	147	531	156	10	53	.294
1976-NYM/MON	146	496	113	12	40	.228
1977-MON	113	289	79	12	40	.273
1978-MON	130	179	35	2	15	.196
1979-PHI	95	141	42	6	29	.298
1980-PHI	96	110	29	0	10	.264
1981-PHI	62	59	9	0	6	.153
1982-PHI	19	14	0	0	0	.000
15 Years	1799	5215	1344	87	481	.258

FRED WALTERS | C

MSU Career: 1935-37
Teams: Boston (1945)
MLB Debut: April 17, 1945 (vs. NYY)
Final MLB Game: Aug. 9, 1945 (vs. DET)

YEAR	G	AB	H	HR	RBI	AVG
1945-BOS	40	93	16	0	5	.172
One Year	40	93	16	0	5	.172

SID WOMACK | C

MSU Career: 1919
Teams: Boston Braves (1926)
MLB Debut: Aug. 15, 1926 (vs. BRO)
Final MLB Game: Aug. 15, 1926 (vs. BRO)

YEAR	G	AB	H	HR	RBI	AVG
1926-BSN	1	3	0	0	1	.000
One Year	1	3	0	0	1	.000

BRANDON WOODRUFF | P

MSU Career: 2012-14
Teams: Milwaukee (2017-PRESENT)
MLB Debut: Aug. 4, 2017 (vs. TBR)
Notes: All-Star (2019)...One of three relief pitchers to hit a home run in MLB postseason history (Oct. 12, 2018; NLCS Game One vs. LAD/Clayton Kershaw).

YEAR	G-GS	W-L	IP	ERA	SO	SV
2017-MIL	8-8	2-3	43.0	4.81	32	0
2018-MIL	19-4	3-0	42.1	3.61	47	1
2019-MIL	22-22	11-3	121.2	3.62	143	0
2020-MIL	13-13	3-5	73.2	3.05	91	0
Four Years	62-47	19-11	280.2	3.66	313	1

CHRIS YOUNG | COACH

MSU Career: 2000-02
Teams: Philadelphia (2018-10), Chicago [NL] (2019-PRESENT)
Notes: Served as a scout for the San Diego Padres (2010-14) ... Was the scouting supervisor for the Houston Astros (2015-17) ... Served as the Philadelphia Phillies assistant pitching coach (2018) and pitching coach (2019) ... Current bullpen coach for the Chicago Cubs (2019-present).

PETE YOUNG | P

MSU Career: 1987-89
Teams: Montreal (1992-93)
MLB Debut: June 5, 1992 (vs. CHC)
Final MLB Game: July 18, 1993 (vs. LAD)

YEAR	G-GS	W-L	IP	ERA	SO	SV
1992-MON	13-0	0-0	20.1	3.98	11	0
1993-MON	4-0	1-0	5.1	3.38	3	0
Two Years	17-0	1-0	25.2	3.86	14	0

MLB MISCELLANEOUS

MLB ALL-STAR		(10 players, 25 selections)
PLAYER	SELECTIONS	YEARS
Will Clark	6	1988, 1989, 1990, 1991, 1992, 1994
Jonathan Papelbon	6	2006, 2007, 2008, 2009, 2012, 2015
Rafael Palmeiro	4	1988, 1991, 1998, 1999
David "Boo" Ferriss	2	1945, 1946
Buddy Myer	2	1935, 1937
Jeff Brantley	1	1990
Sammy Ellis	1	1965
Mitch Moreland	1	2018
Bobby Thigpen	1	1990
Brandon Woodruff	1	2019

* Nat "Buck" Showalter managed 1995 American League All-Star Team

WORLD SERIES CHAMPIONS		(Five players, Five selections)
YEAR	PLAYER	TEAM
1933	Hugh Critz	New York Giants
1980	Del Unser	Philadelphia Phillies
1997	Jay Powell	Florida Marlins
2007	Jonathan Papelbon	Boston Red Sox
2018	Mitch Moreland	Boston Red Sox

STATE TO THE SHOW NOTE
Eight members of the 2012 MSU team have reached the MLB level, which ties the SEC record for MLB players from one team (2001 LSU & 2010 Florida)



MAJOR LEAGUE BASEBALL DRAFT

(175 student-athletes; 215 selections)

Year	Round	Note	Pick	Student-Athlete	Pos.	Organization
1965	2	#	29	Del Unser	OF	Minnesota
1965	6	#	113	Frank Portera	C	St. Louis
1965	7	#	138	Frank Chambers	RHP	Baltimore
1965	21	#	542	Ken Tatum	RHP	Atlanta
1965	36	#	602	Michael Burns	OF	Baltimore
1966	1	+	18	Del Unser	OF	Minnesota
1966	2	+	32	Ken Tatum	RHP	Los Angeles (AL)
1966	3	^ #	54	Frank Chambers	RHP	Oakland
1966	3		57	James Carroll	RHP	San Francisco
1966	4	^ #	60	Del Unser	OF	Pittsburgh
1966	4	^ #	69	Frank Portera	C	Oakland
1966	5	+	83	Frank Portera	C	Atlanta
1966	6	^ #	83	Ken Tatum	OF	Detroit
1966	6	^ #	84	Michael Burns	RHP	Cleveland
1966	6	+	92	Frank Chambers	RHP	Chicago (AL)
1966	17		333	Claude Passeau	RHP	Cincinnati
1966	24	#	471	Glenn Lusk	1B	Atlanta
1966	36	#	680	Gary Washington	1B	New York (AL)
1967	2	^ #	28	Gary Washington	1B	Minnesota
1967	4	+	69	Gary Washington	1B	New York (AL)
1968	3	+	48	John Fletcher	C	New York (AL)
1968	8		173	Jim Howarth	OF	San Francisco
1968	48	#	882	Glenn Wallace	RHP	Baltimore
1969	3	+	56	John Fletcher	C	Boston
1969	23		536	Manuel Washington	OF	Los Angeles (NL)
1969	31	#	729	Fred Yilling	C	Baltimore
1970	10	+	109	Phil Still	3B	Baltimore
1971	2	+	28	Bobby Crosswell	SS	Washington
1971	9		217	Phil Still	3B	New York (AL)
1972	15		357	Mike Proffitt	LHP	St. Louis
1972	26	#	607	Ted Milton	OF	St. Louis
1973	10	^ #	101	Ted Milton	OF	Los Angeles (AL)
1974	20		461	Bob Myrick	LHP	New York (NL)
1975	13		305	Wayne Pinkerton	SS	Texas
1977	2	+	34	Jack Lazorko	RHP	New York (AL)
1977	4	^ #	60	James Harris	RHP	Cleveland
1977	5		127	Nat Showalter	OF	New York (AL)
1977	17	#	430	Don Robinson	RHP	Houston
1978	5		128	Del Bender	OF	Boston
1978	11		271	Jack Lazorko	RHP	Houston
1979	25		629	Mike Kelley	OF	Chicago (NL)
1979	32		785	Kenny Kurtz	LHP	Kansas City
1980	26		651	Perry Cliburn	RHP	Texas
1981	11		265	Mark Gillaspie	OF	San Diego
1981	11		273	Steve Susce	RHP	Pittsburgh
1981	19	#	477	Bruce Castoria	1B	San Francisco
1981	20		517	Don Mundie	RHP	Houston
1982	7		173	Bruce Castoria	1B	Houston
1982	15	#	368	Chuck Bartlett	C	Toronto
1982	29		739	Dave Klipstein	OF	Milwaukee
1983	9		220	Jay Porter	C	San Diego
1983	10		254	Chuck Bartlett	C	Los Angeles (NL)
1984	13	#	327	Jeff Brantley	RHP	Washington
1984	15	#	388	Gator Thiesen	2B	New York (AL)
1984	21		538	Rob Parker	SS	Houston
1985	1		2	Will Clark	1B	San Francisco
1985	1		22	Rafael Palmeiro	OF	Chicago (NL)
1985	4		85	Bobby Thigpen	RHP	Chicago (AL)
1985	6		134	Jeff Brantley	RHP	San Francisco
1985	10		254	Gator Thiesen	2B	St. Louis
1985	21		525	Dan Van Cleve	OF	Texas
1985	22		565	Gene Morgan	RHP	Kansas City
1986	25		629	Ray Mullino	RHP	Chicago (NL)
1986	25		634	Steve King	RHP	Washington
1987	33		843	David Mitchell	1B	Atlanta
1988	24	#	623	Jody Hurst	OF	Minnesota
1989	6		150	Young, Pete	RHP	Washington
1989	10		265	Jody Hurst	OF	Detroit
1989	11		278	Richie Grayum	OF	Chicago (NL)
1989	12		301	Barry Winford	C	Texas
1989	18		453	Brad Hildreth	SS	Baltimore
1989	41	#	1057	Bobby Reed	RHP	Chicago (AL)
1989	56	#	1374	Jon Shave	2B	Toronto

Year	Round	Note	Pick	Student-Athlete	Pos.	Organization
1990	3		89	Bobby Reed	RHP	Texas
1990	5		144	Jon Shave	2B	Texas
1990	8		209	Tommy Raffo	1B	Miami Miracle
1990	21		581	Jim Robinson	C	Chicago (NL)
1990	22		596	John Cohen	OF	Minnesota
1990	35	#	941	Tom Quinn	RHP	San Diego
1991	30		797	Chris George	LHP	New York (NL)
1992	1		3	B.J. Wallace	LHP	Washington
1992	20		555	Chuck Daniel	RHP	Chicago (NL)
1992	44		1231	Charlie Anderson	2B	St. Louis
1993	1		19	Jay Powell	RHP	Baltimore
1993	8		220	Paul Petruilis	SS	New York (NL)
1993	24		687	Ron Brown	OF	Miami
1993	48	#	1324	Ricky Joe Redd	OF	Boston
1994	1		23	Carlton Loefer	RHP	Philadelphia
1994	2		47	Gary Rath	LHP	Los Angeles (NL)
1994	45	#	1242	Kyle Kennedy	RHP	Seattle
1995	22		604	Scott Tankley	RHP	Minnesota
1995	45	#	1245	Brian Clark	LHP	St. Louis
1996	14		397	David Hooten	RHP	Minnesota
1996	18	#	540	Keith Dilgard	RHP	Cincinnati
1996	23		686	Blake Anderson	C	Colorado
1997	1		21	Eric DuBose	LHP	Oakland
1997	8		245	Adam Piatt	3B	Oakland
1997	12	#	381	Brad Freeman	SS	Cleveland
1997	21		654	Damian Scioneaux	OF	Tampa Bay
1997	49	#	1399	Jeremy Jackson	LHP	New York (NL)
1998	7		198	Brad Freeman	SS	St. Louis
1998	8		243	Chris Reinike	RHP	Cleveland
1998	10		287	Jeremy Jackson	LHP	Kansas City
1998	15		441	Richard Lee	1B	Toronto
1998	20		603	Barry Patton	C	Cleveland
1999	1		22	Mark Ginter	RHP	Chicago (AL)
1999	9	#	289	Hank Thoms	RHP	Boston
1999	9		290	Chris Curry	C	Chicago (NL)
1999	10		319	Brian Wiese	OF	Boston
1999	25		767	Chris Lotterhos	2B	Cleveland
1999	33		1004	Cliff Wren	1B	Los Angeles (NL)
2000	9		253	Mark Freed	LHP	Chicago (NL)
2000	17		505	Travis Chapman	3B	Philadelphia
2000	19		555	Justin Estel	RHP	Washington
2000	20		604	Ty Martin	2B	Texas
2000	21	#	632	Ryan Carroll	RHP	Boston
2000	28		835	Kevin Donovan	LHP	Philadelphia
2001	8		248	Brandon Medders	RHP	Arizona
2001	13	#	396	Tanner Brock	RHP	Cincinnati
2001	15	#	453	Ryan Carroll	RHP	Boston
2001	22	#	653	Adam Larson	RHP	Baltimore
2002	18		531	Chris Young	RHP	Colorado
2002	40	#	1208	Jonathan Papelbon	RHP	Oakland
2003	1		8	Mahom, Paul	LHP	Pittsburgh
2003	4		114	Jonathan Papelbon	RHP	Boston
2003	8		218	Matt Maniscalco	SS	Tampa Bay
2003	13		377	Matt Brinson	1B	Colorado
2003	14	#	401	Steve Gendron	3B	San Diego
2003	21	#	621	Todd Nicholas	LHP	Cincinnati
2003	22		667	Jacob Blakeney	RHP	Atlanta
2003	23	#	669	Jon Mungle	OF	Milwaukee
2004	3		78	Craig Tatum	C	Cincinnati
2004	13		398	Steve Gendron	SS	Miami
2004	24		728	Jeff Lacher	RHP	Miami
2004	37	#	1104	Jamie Gant	RHP	Washington
2004	44	#	1303	Jon Mungle	OF	Milwaukee
2004	50	#	1495	Saunders Ramsey	RHP	Miami
2005	2		59	Brad Corley	OF	Pittsburgh
2005	29		884	Jamie Gant	RHP	Houston
2005	43	#	1291	Brooks Dunn	LHP	Chicago (AL)
2005	46	!	1382	Thomas Berkery	SS	Texas
2005	48	#	1434	Joseph Hunter	OF	Cleveland
2006	23		693	Brooks Dunn	LHP	San Diego
2006	25		765	Joseph Hunter	OF	Chicago (AL)
2006	33	#	1003	Jeffrey Rea	OF	Boston



Year	Round	Note	Pick	Student-Athlete	Pos.	Organization
2017	Comp A.		35	Brent Rooker	1B	Minnesota
2017	11		321	Ryan Ridley	SS	Oakland
2017	30	#	902	Jake Mangum	OF	New York (AL)
2018	3		81	Konnor Pilkington	LHP	Chicago (AL)
2018	14		432	J.P. France	RHP	Houston
2018	21		636	Hunter Stovall	2B	Colorado
2018	26	#	789	Ethan Small	LHP	Arizona
2018	31		934	Zach Neff	LHP	Minnesota
2018	32	#	950	Jake Mangum	OF	New York (NL)
2018	32		972	Jacob Billingsley	LHP	Houston
2019	1		28	Ethan Small	LHP	Milwaukee
2019	4		118	Jake Mangum	OF	New York (NL)
2019	6		188	Colby White	RHP	Tampa Bay
2019	16		489	Trysten Barlow	LHP	Colorado
2019	18		531	Dustin Skelton	C	Miami
2019	20		602	Jared Liebelt	RHP	Arizona
2019	25		759	Keegan James	RHP	Colorado
2019	29		874	Marshall Gilbert	C	Pittsburgh
2019	31		946	Peyton Plumlee	RHP	Houston
2019	32		958	Cole Gordon	RHP	New York (NL)
2019	34	#	1029	Tanner Allen	1B	Colorado
2020	1		14	Justin Foscue	2B	Texas
2020	Comp A.		30	Jordan Westbrook	SS	Baltimore
2020	2		52	JT Ginn	RHP	New York (NL)

Did not sign | ^ - January Secondary Phase | + - June Secondary Phase
! - Drafted in 2005, Played 2006 college season then signed prior to 2006 draft
% - Compensatory round

MLB organizations are listed as current affiliate; positions listed are primary position at Mississippi State for that draft season.

BY POSITION	
Catcher	17
<i>Highest: Ed Easley; 2007 (Supplemental; Pick 61)</i>	
First Base	20
<i>Highest: Will Clark; 1985 (Round One, Pick 2)</i>	
Second Base	19
<i>Highest: Justin Foscue; 2020 (Round One, Pick 14)</i>	
Third Base	7
<i>Highest: Phil Stilt; 1971 (Round Nine, Pick 217)</i>	
Shortstop	14
<i>Highest: Jordan Westburg; 2020 (Comp. A, Pick 30)</i>	
Outfield	40
<i>Highest: Hunter Renfroe; 2013 (Round One, Pick 13)</i>	
Right-handed Pitcher	72
<i>Highest: Jay Powell; 1993 (Round One, Pick 19)</i>	
Left-handed Pitcher	30
<i>Highest: B.J. Wallace; 1992 (Round One, Pick 3)</i>	

- Of Mississippi State's 215 all-time draft picks, 62 of them have turned down professional baseball to return to State, including **Jake Mangum** on two occasions.
- The school record for student-athletes drafted in a single draft was set in 2016 and 2019 at 11. MSU has 16 seasons with five-or-more picks and 44 with multiple draft picks in the June Regular Draft since 1965 (56 total drafts).
- In the June Regular Draft, Mississippi State's 16 picks in the first round (*supplemental and compensation rounds included*) rank tied for No. 10 nationally.
- The Diamond Dawgs are one of 22 programs nationally with multiple years having two-or-more first round draft picks in the same season.
- With seven first round selections since 2012, Mississippi State is tied for No. 4 among all NCAA Division I institutions.
- Eight members of the 2012 MSU team have reached the MLB level, which ties the SEC record for MLB players from one team (2001 LSU & 2010 Florida).



The largest on-campus facility in college baseball, Dudy Noble Field will see the 55th season of Mississippi State baseball at its current site in 2021. With over 1,600 games played at the venue, the Diamond Dawgs have a .730 winning percentage at the facility, which recently received a \$68-million upgrade.

The field is named in honor of longtime MSU baseball coach, athletics director and ABCA Hall of Famer Clarke Randolph "Dudy" Noble. On April 27, 1998 the facility was renamed Dudy Noble Field, Polk-DeMent Stadium, honoring another ABCA Hall of Famer, former Bulldog skipper Ron Polk, and the late Gordon DeMent, a successful businessman and longtime fan of the Diamond Dawgs from Indianola, Mississippi.

THE ORIGIN

From 1929 until 1964, Mississippi State hosted its baseball games at the original on-campus venue, Hardy Field, which was located several hundred yards to the south of the Bulldogs' home football venue, Davis Wade Stadium at Scott Field. The baseball field was closed following the 1964 season to make way for the construction of Dorman Hall and for the next two seasons the Diamond Dawgs played their home games at Redbird Park in Columbus, Mississippi, capturing SEC titles both seasons at their temporary home.

The tin-roofed grandstand and 2,000-seat bleachers from the original Dudy Noble Field were transported to the stadium's present site, which became playable for the 1967 season. Since that time, facility enhancements have followed at a steady pace to make the "Carnegie Hall of College Baseball" one of the finest all-around facilities on the road to Omaha. Among with numerous upgrades, the current site has seen two complete demolitions and reconstructions, the latest occurring during a three-year span from 2017-2019 and opening prior to the start of the 2019 campaign.

LEADING THE ATTENDANCE BOOM

With a laundry list of legendary names on its all-time roster, it comes as no surprise that Mississippi State ranks among the nation's attendance leaders year in and year out. The Dudy Noble Field faithful have sold out the reserved seating allotment every season since 1987.

Along with routinely hosting some of the largest crowds in the SEC, ten of the last 12 three-day Super Bulldog Weekend series have drawn more than 25,000 fans.

MSU eclipsed the 200,000 mark in paid attendance at Dudy Noble Field for six-straight seasons between 2012-17, marking the first such occurrence in the program's history. In 2013, the Diamond Dawgs' five-millionth fan walked through the turnstiles at Dudy Noble Field. Since home attendance figures were charted starting in 1976, the "Carnegie Hall of College Baseball" has seen 6,720,459 fans rush through the gates.

In 20 of the last 21 seasons, Mississippi State has averaged 6,000 fans per game, including a record average of 8,899 during the 2019 campaign. Overall, State has eclipsed the 200,000-fan mark 12 times since 2002, with a school-record 373,784 viewing the 2019 home schedule.

Of the top 25 all-time college baseball on-campus attendances, Dudy Noble Field finds itself on the list 19 times, most notably owning the all-time on-campus attendance record of 15,586 on April 12, 2014. The Bulldogs own 15 of the top 16 marks in NCAA on-campus history and are the only NCAA baseball program to boast on-campus attendances of 14,000 or more. The five largest NCAA Super Regional crowds have all assembled in Starkville, Mississippi, as well.

From April 11-13, 2014, the Bulldog faithful flooded the gates at Dudy Noble Field to the tune of 39,181 fans for a three-game series versus Ole Miss. The nearly 40,000 fans on the weekend set an NCAA on-campus attendance record for a three-game series.

THE LEFT FIELD LOUNGE™

The aura of Mississippi State baseball at Dudy Noble Field is certainly not confined to the loyal legions in the impressive grandstand, pro-style luxury sky suites or luxurious Left Field Lofts.

In fact, some of the more highly-prized seats at Bulldog baseball games are found beyond the outfield fence in the Left Field Lounge™. Waiting lists greet those seeking to purchase one of the 96 outfield lounges in the iconic two-level outfield tailgate.

Once a colorful assortment of pickup trucks, motor homes, and trailers — most equipped with barbecue grills — lined the outfield fence, completing a circle of humanity at Dudy Noble Field. Now, the permanent lounge spaces are connected to the concourse, allowing everyone to stroll through and experience the iconic lounge culture.

What began in the late 1960s as a popular gathering spot for baseball-loving MSU supporters now forms college baseball's largest tailgate party.

FACILITY EXPANSION

Over the past five decades many projects have commenced at the current site, including a pair of demolitions and countless upgrades to "The Dude." Of the multiple renovations and advancements, the park was demolished and reconstructed in 1987 and 2018.

Mississippi State hosted its first SEC Baseball Tournament and NCAA Regional in 1979, winning both and advancing to the program's second College World Series, setting attendance marks while opening eyes along the way.

Crowds mushroomed further in the 1980s, as future Major League stars Jeff Brantley, Will Clark, Rafael Palmeiro and Bobby Thigpen led the 1985 Bulldogs to SEC and regional championships, earning MSU's highest national finish at the time, a tie for third place at the College World Series.

The first upgrade to the current site came in 1971, thanks to the generosity of the late E.B. "Dutch" McCool, a former MSU baseball student-athlete and one of the founding fathers of Holiday Inn, Inc., as MSU took the lead in the Southeastern Conference with the installation of a lighting system. The advent of night baseball in Starkville helped build a solid fan base.

Drainage and irrigation systems and an expanded scoreboard with an animation-equipped message center, new batting ranges and an infield tarp became the stadium's next improvements.



DUDY NOBLE FIELD

It became apparent that support for baseball at State had out-grown the cozy confines of “The Dude” in the mid 1980s. Two years after that magical ‘85 season, Mississippi State unveiled an impressive \$3.5 million project that made Dudy Noble Field the biggest baseball venue in the Southeastern Conference.

In 1986, the stadium was demolished and rebuilt in less than nine months to be ready for the 1987 season opener. The new venue featured an impressive concrete grandstand structure with 3,700 maroon theater-style seats, an elevated press box, restrooms and ticket, souvenir and concession facilities. The team clubhouse featured a spacious 40-locker dressing room and team area. A pair of 1,500-seat bleachers that once overlooked the end zones at Scott Field, the home of MSU’s football Bulldogs, were refurbished and installed along the foul lines, raising seating capacity at Dudy Noble Field to 6,700. The facility was later chosen by Sports Illustrated as the best place to watch college baseball, and it helped ignite a drive to update baseball facilities throughout the SEC and beyond.

The expanded capacity at the stadium also triggered an increase in annual baseball season ticket sales to more than 5,600, virtually assuring Mississippi State’s place among national leaders in college baseball attendance annually.

A second permanent concession stand was added in 1989, and a year later, the cinder warning track at the outfield fence was extended to completely encircle the playing surface. That project, along with the installation of a six-foot high padded outfield fence, was made possible by a donation from former MSU All-American and Major League Baseball standout Will Clark.

Best-selling author, MSU alumnus and avid State baseball fan John Grisham donated funding for the next project. In 1993, Grisham’s generosity paved the way for the indoor batting tunnel under the first base grandstand. In August 1998, construction got under way on the ambitious project to add 18 sky suites and more than 600 additional chairback seats in the grandstand. With the project completed prior to the 2000 season, the permanent seating capacity at Dudy Noble Field eclipsed the 7,000 mark.

Prior to the start of the 2003 season, 46-foot major league foul poles were added. In 2004, the upgrades to the facility included a new state-of-the-art scoreboard, courtesy of the Henry Mize Foundation, was installed along with new fencing and gates surrounding the main grandstand.

The landscape surrounding the nation’s largest on-campus facility grew prior to the 2005 campaign with the completion of the impressive Palmeiro Center and the baseball coaches office complex.

A massive 68,000-square foot, climate-controlled turf indoor practice facility, the Palmeiro Center is located adjacent to Dudy Noble Field. The spacious, \$3.8 million facility was made possible by a generous lead gift of former Bulldog great Rafael Palmeiro and his wife Lynne. The structure features a regulation infield practice area, additional training space and three retractable batting cages.

Nestled between the Palmeiro Center and “The Dude”, the baseball coaches complex was made possible by contributions from former Bulldog players Jeff Brantley, Will Clark, Eric DuBose, Maholm, Paul, Jay Powell and Bobby Thigpen and former MSU manager James “Bo” McKinnis.

Mississippi State’s baseball complex received a boost with the addition of the Bryce Griffis Boardroom, a \$1.5 million, meeting/banquet hall extension on the south end of the Palmeiro Center. The facility features banquet seating for approximately 350.

From 2009-12, facility upgrades totaling more than \$2 million include an expanded state-of-the-art high definition video board, the addition of a new drainage and irrigation system, a new carpet of natural sod and infield dirt, and expanded dugouts.

Even the grandstand got a bit grander with a resurfacing and repainting project. The endeavor was topped off with all-new cup holder-equipped maroon chairback seats. Prior to the start of the 2012 campaign, work was completed on the new sound system. The 36,000-watt amplification system evenly distributed sound to a 78-speaker system to amplify the atmosphere at Dudy Noble Field.

The second demolition at the current site occurred following the 2017 season and the \$68 million facility opened its gates for the 2019 campaign. Architect Wier Boerner Allin, along with consultants Populous and famed stadium architect/State alum Janet Marie Smith designed the project, while construction manager ICM and general contractor JESCO Construction, Inc. oversaw the construction.

Covering 12 acres of land on the Mississippi State University campus, the 230,000 square foot facility carries on Dudy Noble Field’s legacy as the “Carnegie Hall of College Baseball.” Installation of the second largest scoreboard in college baseball, measuring 43 feet wide by 60 feet high, started the project in 2017. The board, which was the largest in college baseball upon installation, is larger than boards owned by three Major League Baseball teams. The addition of 96 permanent Left Field Lounge rigs encircling the outfield followed during the fall of 2018.

The concourse and lower-level grandstands were in place for the 2018 season, with the Diamond Suites, upper-deck reserved seating area and three unique club areas – Farm Bureau Triple Crown Club, Charlie and Dana Stephenson Omaha Club and The Rooftop Club –were completed prior to the 2019 campaign. The newest version of Dudy Noble Field also features increased restroom facilities and concession points of sale.

The player spaces also received an upgrade, expanding to cover 18,000 square feet underneath the facility. The fully-equipped Bruce and Julie Martin Locker Room includes an embedded equipment room, houses 40 wooden lockers and features an oversized, dimensional halo-lit ‘85 Script Mississippi State sign suspended overhead in the middle of the room.

The more spacious locker room includes an attached training room with whirlpool and fully-functional fueling station. The Mitch Moreland Hitting Tunnel, which is equipped with HitTrax, and Turner & Gloria Wingo Team Lounge are easily accessed from the home dugout, with the eye-popping player entrance and Hassell H. Franklin Omaha Room greeting players as they enter the facility. The Pat McMahon Pitching Lab is also housed under the stadium, featuring arm care and conditioning equipment, one oversized turfed mound with three pitching rubbers and state-of-the-art video equipment.

DUDY NOBLE FIELD FACTS

FIRST GAME: Mississippi State 5, Illinois Wesleyan 3 (4/3/67)

MISSISSIPPI STATE RECORD AT CURRENT SITE: 1,202-443-2 (.730)

MISSISSIPPI STATE GAMES PLAYED AT CURRENT SITE: 1,647

SEC TOURNAMENTS: Five

NCAA TOURNAMENT EVENTS: 20

(Three NCAA District III Playoffs, 14 Regionals and three Super Regionals)

LARGEST CROWD: 15,586 (April 12, 2014 vs. Ole Miss)

NCAA on-campus attendance record

PLAYING SURFACE: Latitude36 Bermuda Grass overseeded with Champion GQ Perennial Ryegrass

SEATING: 5,580 (4,327 chairback seats)

DIMENSIONS: LF: 330, LC: 385, CF: 400, RC: 380, RF: 305

VIDEO BOARD: 43 feet high by 60 feet wide; second largest video board in college baseball and larger than three Major League Baseball boards (Baltimore, Colorado and Tampa Bay)

BATTER’S EYE: 40 feet high by 90 feet wide

OUTFIELD FENCE: Padded seven-foot chain link fence

WARNING TRACK: 20-foot wide synthetic turf

FOUL POLES: 40 feet tall



YEAR-BY-YEAR

Year	W-L	Pct.	Dates	Attn.	Avg.
1967	9-4	.692	---	---	---
1968	8-10	.444	---	---	---
1969	13-4	.765	---	---	---
1970	18-2	.900	---	---	---
1971	21-4	.840	---	---	---
1972	17-7	.708	---	---	---
1973	13-8	.619	---	---	---
1974	9-5	.643	---	---	---
1975	14-12	.538	---	---	---
1976	23-8	.742	21	48,205	2,295
1977	25-2	.926	18	36,412	2,023
1978	18-6	.750	19	47,038	2,476
1979	33-2	.943	31	78,135	2,520
1980	17-10	.630	22	29,039	1,320
1981	21-5	.808	22	74,332	3,379
1982	17-7	.708	20	44,147	2,207
1983	20-6	.769	22	54,017	2,455
1984	26-4	.867	25	78,841	3,154
1985	25-3	.893	24	95,604	*3,984
1986	23-11	.676	29	55,149	1,902
1987	25-9	.735	29	102,542	*3,536
1988	31-10	.756	37	134,448	*3,634
1989	32-5	.865	32	143,241	*4,476
1990	29-9	.763	31	119,312	3,849
1991	23-8	.742	25	67,947	2,718
1992	27-10	.730	33	109,067	3,305
1993	23-6	.793	25	123,061	*4,922
1994	18-15	.545	33	128,986	4,161
1995	24-11	.686	33	132,105	4,003
1996	24-6	.800	30	118,250	3,942
1997	28-9	.757	33	161,034	4,880
1998	23-8	.742	30	116,963	3,899
1999	26-7	.788	33	151,941	4,604
2000	27-4	.871	29	174,592	6,020
2001	21-13	.618	31	150,435	4,853
2002	22-10-1	.682	31	201,523	6,501
2003	27-10-1	.724	36	233,015	6,472
2004	20-14	.588	33	211,137	6,398
2005	27-7	.794	33	208,765	6,326
2006	24-7	.774	28	193,703	6,917
2007	24-8	.750	32	222,072	6,939
2008	16-15	.516	29	182,986	6,309
2009	18-11	.621	25	157,530	6,301
2010	19-14	.576	32	194,094	6,065
2011	22-12	.647	31	189,218	6,103
2012	28-8	.778	33	202,340	6,131
2013	33-8	.805	37	281,840	7,617
2014	22-12	.647	31	251,965	8,127
2015	21-14	.600	31	230,918	7,448
2016	27-11	.710	35	302,558	7,962
2017	23-11	.676	28	272,974	8,029
2018	16-7	.695	20	139,140	6,049
2019	37-5	.881	41	373,784	8,899
2020	9-2	.818	11	96,054	8,732
TOTAL	1,186-436-2	.730	1,300	6,720,468	5,169

* - Led nation in average home attendance

^ - Includes data beginning with the 1976 season

- Paid attendance totals used since 1993

CROWDS OF 10,000+

(61 total)

Attn.	Opponent	Date
1. 15,586	* Ole Miss	April 12, 2014
2. 15,078	Texas A&M	April 16, 2016
3. 14,991	Florida	April 22, 1989
4. 14,562	Auburn	April 20, 2013
5. 14,378	LSU	April 16, 1988
6. 13,761	Arkansas	April 25, 1992
7. 13,715	^ Clemson	June 9, 2007
8. 13,691	Kentucky	April 8, 2017
9. 13,617	Georgia	April 8, 2006
10. 13,452	^ Arizona	June 11, 2016
11. 13,224	Ole Miss	April 11, 2014
12. 13,132	^ Stanford	June 8, 2019
13. 13,123	Ole Miss	April 15, 2000
14. 13,004	Florida	April 18, 2015
15. 12,913	^ Arizona	June 10, 2016
16. 12,708	Auburn	April 24, 1993
17. 12,620	^ Clemson	June 8, 2007
18. 12,360	Georgia	April 6, 2002
19. 12,343	Auburn	March 23, 2019
20. 12,034	Oregon State	Feb. 22, 2020
21. 11,763	Auburn	April 12, 2003
22. 11,648	LSU	March 30, 2019
23. 11,597	^ Stanford	June 9, 2019
24. 11,515	Ole Miss	April 2, 2016
25. 11,511	Central Michigan	June 1, 2019
26. 11,496	# Florida State	May 27, 1990
27. 11,262	LSU	March 29, 2019
28. 11,201	Florida	April 8, 2011
29. 11,174	Florida	April 13, 1991
30. 11,127	# South Alabama	May 26, 2000
31. 11,124	# South Alabama	June 1, 2013
32. 11,112	Alabama	April 13, 2019
33. 11,102	# Central Arkansas	May 31, 2013
34. 11,089	Tennessee	April 17, 2010
35. 11,006	Wright State	Feb. 15, 2020
36. 10,964	Western Illinois	Feb. 18, 2017
37. 10,958	Auburn	April 9, 2005
38. 10,832	# Notre Dame	May 28, 2000
39. 10,688	# Washington	May 25, 1997
40. 10,656	# Cal State Fullerton	June 4, 2016
41. 10,619	Florida	April 17, 2004
42. 10,588	# North Carolina	May 28, 1989
43. 10,583	Western Illinois/Texas Tech	Feb. 19, 2017
44. 10,555	Kentucky	April 18, 2009
45. 10,461	South Carolina	May 18, 2019
46. 10,386	Alabama	April 12, 2019
47. 10,382	Florida	April 25, 1987
48. 10,371	Ole Miss	April 13, 2014
49. 10,351	Tennessee	April 21, 2012
50. 10,324	Kentucky	March 31, 2007
51. 10,284	# Middle Tennessee State	May 30, 2003
52. 10,226	# Central Arkansas	June 3, 2013
53. 10,217	Texas Tech	Feb. 17, 2017
54. 10,164	Ole Miss	April 3, 2016
55. 10,152	Ole Miss	April 1, 2016
56. 10,147	Arkansas	April 21, 2018
57. 10,143	Auburn	April 19, 2013
58. 10,064	Vanderbilt	March 22, 2014
59. 10,050	Alabama	April 10, 1999
60. 10,032	Texas A&M	April 15, 2016
61. 10,029	Auburn	March 22, 2019

* - NCAA On-Campus Attendance Record

- NCAA Regional

^ - NCAA Super Regional



YEAR-BY-YEAR

ALL-TIME RESULTS

Year	Coach	All Games				Conference				Championships/Postseason
		W	L	T	Pct.	W	L	T	Pct.	
1885	None	3	0	0	1.000					
1886	None	2	0	0	1.000					
1887	None	2	0	0	1.000					
1888	None	5	1	0	.833					
1889	G.C. Creelman	3	0	0	1.000					
1890	G.C. Creelman	4	0	0	1.000					
1891	G.C. Creelman	3	0	0	1.000					
1892	G.C. Creelman	2	0	0	1.000					
1893	G.C. Creelman	2	0	2	.750					
1894		NO TEAM								
1895	G.C. Creelman	1	0	1	.750					
1896	G.C. Creelman	0	2	0	.000					
1897	None	2	1	0	.667					
1898		NO TEAM								
1899	None	1	1	0	.500					
1900		NO TEAM								
1901		NO TEAM								
1902	S.W. Scales	5	1	0	.833					
1903	None	9	3	0	.750					
1904	None	6	5	0	.545	4	5	0	.444	
1905	S.A. Jehl	11	5	0	.688	4	2	0	.667	
1906	Bert Noblett	9	8	1	.528	3	2	1	.583	
1907	F.P. Plass	8	6	0	.571	1	5	0	.167	
1908	F.P. Plass	19	13	2	.588	4	7	0	.364	
1909	Dolly Stark	22	4	0	.846	^ 10	2	0	.833	Southern Intercollegiate Athletic Association
1910	W.D. Chadwick	16	11	0	.593	2	5	0	.286	
1911	W.D. Chadwick	16	7	0	.696	^ 10	6	0	.625	Southern Intercollegiate Athletic Association
1912	W.D. Chadwick	14	8	1	.630	7	7	0	.500	
1913	W.D. Chadwick	16	10	2	.607	8	6	1	.567	
1914	W.D. Chadwick	11	9	2	.545	5	6	1	.458	
1915	W.D. Chadwick	12	9	2	.565	8	6	2	.563	
1916	W.D. Chadwick	11	7	0	.611	6	6	0	.500	
1917	W.D. Chadwick	14	3	2	.789	9	1	2	.833	
1918	W.D. Chadwick	10	8	0	.556	^ 4	7	0	.364	Southern Intercollegiate Athletic Association
1919	S.L. Robinson	13	6	0	.611	6	4	0	.600	
1920	C.R. (Dudy) Noble	8	8	0	.500	6	6	0	.500	
1921	C.R. (Dudy) Noble	13	8	0	.619	& 6	6	0	.500	Southern Conference
1922	C.R. (Dudy) Noble	16	6	3	.700	& 7	1	1	.833	Southern Conference
1923	C.R. (Dudy) Noble	14	9	0	.609	11	7	0	.611	
1924	C.R. (Dudy) Noble	17	7	0	.708	& 12	3	0	.800	Southern Conference
1925	C.R. (Dudy) Noble	19	7	0	.731	9	5	0	.643	
1926	C.R. (Dudy) Noble	18	12	0	.600	10	8	0	.556	
1927	C.R. (Dudy) Noble	13	8	1	.614	9	7	0	.563	
1928	C.R. (Dudy) Noble	12	8	0	.600	7	6	0	.538	
1929	C.R. (Dudy) Noble	9	6	3	.583	3	5	0	.375	
1930	C.R. (Dudy) Noble	12	12	0	.500	6	7	0	.462	
1931	C.R. (Dudy) Noble	12	9	0	.571	8	5	0	.615	
1932	C.R. (Dudy) Noble	8	10	0	.444	6	8	0	.429	
1933	C.R. (Dudy) Noble	10	5	0	.667	5	3	0	.625	----- FIRST YEAR IN SEC -----
1934	C.R. (Dudy) Noble	9	5	0	.688	8	4	0	.667	
1935	C.R. (Dudy) Noble	8	3	0	.727	8	3	0	.727	
1936	C.R. (Dudy) Noble	8	5	1	.607	6	4	1	.600	
1937	C.R. (Dudy) Noble	11	4	0	.800	8	3	0	.727	
1938	C.R. (Dudy) Noble	5	7	0	.417	3	7	0	.300	
1939	C.R. (Dudy) Noble	7	10	0	.412	4	9	0	.231	
1940	C.R. (Dudy) Noble	5	9	0	.357	4	7	0	.364	
1941	C.R. (Dudy) Noble	8	9	0	.471	7	8	0	.467	
1942	C.R. (Dudy) Noble	8	6	1	.567	7	6	1	.462	
1943	C.R. (Dudy) Noble	3	9	0	.250	3	9	0	.250	
1944		NO TEAM								
1945		NO TEAM								
1946	C.R. (Dudy) Noble	2	10	0	.200	2	9	0	.182	
1947	C.R. (Dudy) Noble	8	8	0	.500	7	8	0	.467	
1948	R.P. Patty	17	6	0	.680	* 12	5	0	.706	SEC Champion
1949	R.P. Patty	19	6	0	.760	* 13	3	0	.813	SEC Champion/NCAA District Playoff
1950	R.P. Patty	13	6	0	.684	9	5	0	.643	
1951	R.P. Patty	11	9	0	.550	6	9	0	.400	
1952	R.P. Patty	12	11	0	.522	6	9	0	.400	
1953	R.P. Patty	15	7	0	.682	12	3	0	.800	NCAA District Playoff
1954	R.P. Patty	9	7	0	.563	7	7	0	.500	
1955	R.P. Patty	9	10	0	.474	7	9	0	.438	
1956	R.P. Patty	11	9	0	.550	6	9	0	.400	
1957	Paul E. Gregory	13	5	0	.722	10	5	0	.667	
1958	Paul E. Gregory	14	10	0	.583	8	6	0	.571	
1959	Paul E. Gregory	12	13	0	.480	5	10	0	.333	

ALL-TIME RESULTS



Year	Coach	All Games				Conference				Championships/Postseason
		W	L	T	Pct.	W	L	T	Pct.	
1960	Paul E. Gregory	16	11	0	.593	8	8	0	.500	
1961	Paul E. Gregory	12	7	0	.632	7	6	0	.538	
1962	Paul E. Gregory	21	5	1	.796	14	1	1	.906	
1963	Paul E. Gregory	17	11	0	.607	9	7	0	.563	
1964	Paul E. Gregory	17	12	0	.586	7	7	0	.500	
1965	Paul E. Gregory	16	10	0	.615	* 11	4	0	.733	SEC Champion/NCAA District Playoff
1966	Paul E. Gregory	20	11	0	.645	* 11	4	0	.733	SEC Champion/NCAA District Playoff
1967	Paul E. Gregory	17	14	0	.548	9	9	0	.500	
1968	Paul E. Gregory	16	17	0	.485	7	10	0	.412	
1969	Paul E. Gregory	20	10	0	.667	11	7	0	.611	
1970	Paul E. Gregory	32	8	0	.800	* 11	4	0	.733	SEC Champion/NCAA District Playoff
1971	Paul E. Gregory	\$ 32	12	0	.727	* 13	5	0	.722	SEC Champion/NCAA District Playoff/College World Series
1972	Paul E. Gregory	24	16	0	.600	7	11	0	.389	
1973	Paul E. Gregory	16	14	1	.532	5	9	0	.357	
1974	Paul E. Gregory	13	14	0	.481	8	9	0	.471	
1975	Jimmy Bragan	16	24	0	.400	6	16	0	.273	
1976	Ron Polk	28	17	0	.622	11	12	0	.478	
1977	Ron Polk	33	15	0	.688	11	9	0	.550	
1978	Ron Polk	38	18	0	.679	13	8	0	.619	NCAA Regional
1979	Ron Polk	\$ 48	12	0	.800	* + 17	2	0	.895	SEC & SECT Champion/NCAA Regional/College World Series
1980	Ron Polk	31	19	0	.620	10	11	0	.476	
1981	Ron Polk	\$ 46	17	0	.730	17	6	0	.739	NCAA Regional/College World Series
1982	Ron Polk	28	23	0	.549	11	13	0	.458	
1983	Ron Polk	42	15	0	.737	17	5	0	.773	NCAA Regional
1984	Ron Polk	45	16	0	.738	18	5	0	.783	NCAA Regional
1985	Ron Polk	\$ 50	15	0	.769	* + 16	8	0	.667	SEC & SECT Champion/NCAA Regional/College World Series
1986	Ron Polk	34	21	0	.618	12	15	0	.444	
1987	Ron Polk	39	22	0	.639	* + 13	13	0	.500	SEC & SECT Champion/NCAA Regional
1988	Ron Polk	44	20	0	.688	17	10	0	.630	NCAA Regional
1989	Ron Polk	54	14	0	.794	* 20	5	0	.800	SEC Champion/NCAA Regional
1990	Ron Polk	\$ 50	21	0	.704	+ 17	9	0	.654	SECT Champion/NCAA Regional/College World Series
1991	Ron Polk	42	21	0	.667	12	9	0	.571	NCAA Regional
1992	Ron Polk	40	22	0	.645	15	9	0	.625	NCAA Regional
1993	Ron Polk	41	21	0	.661	17	12	0	.586	NCAA Regional
1994	Ron Polk	36	23	0	.610	15	12	0	.556	
1995	Ron Polk	34	25	0	.576	11	16	0	.407	
1996	Ron Polk	38	24	0	.613	17	13	0	.567	NCAA Regional
1997	Ron Polk	\$ 47	21	0	.691	19	11	0	.633	NCAA Regional/College World Series
1998	Pat McMahon	\$ 42	23	0	.646	14	15	0	.483	NCAA Regional/College World Series
1999	Pat McMahon	42	21	0	.666	15	14	0	.517	NCAA Regional
2000	Pat McMahon	41	20	0	.672	17	10	0	.630	NCAA Regional/Super Regional
2001	Pat McMahon	39	24	0	.619	+ 17	13	0	.567	SECT Champion/NCAA Regional/Super Regional
2002	Ron Polk	34	24	1	.585	14	15	0	.483	
2003	Ron Polk	42	20	1	.645	17	12	0	.586	NCAA Regional
2004	Ron Polk	35	24	0	.593	13	17	0	.433	NCAA Regional
2005	Ron Polk	42	22	0	.656	+ 13	16	0	.448	SECT Champion/NCAA Regional
2006	Ron Polk	37	23	0	.617	12	17	0	.414	NCAA Regional
2007	Ron Polk	\$ 38	22	0	.633	15	13	0	.536	NCAA Regional/Super Regional/College World Series
2008	Ron Polk	23	33	0	.411	9	21	0	.300	
2009	John Cohen	25	29	0	.463	9	20	0	.310	
2010	John Cohen	23	33	0	.411	6	24	0	.200	
2011	John Cohen	38	25	0	.603	14	16	0	.467	NCAA Regional/Super Regional
2012	John Cohen	40	24	0	.625	+ 16	14	0	.533	SECT Champion/NCAA Regional
2013	John Cohen	\$ 51	20	0	.718	16	14	0	.533	NCAA Regional/Super Regional/College World Series Finalist
2014	John Cohen	39	24	0	.619	18	12	0	.600	NCAA Regional
2015	John Cohen	24	30	0	.444	8	22	0	.267	
2016	John Cohen	44	18	1	.698	* 21	9	0	.700	SEC Champion/NCAA Regional/Super Regional
2017	Andy Cannizaro	40	27	0	.597	17	13	0	.567	NCAA Regional/Super Regional
2018	Gary Henderson %	\$ 39	29	0	.574	15	15	0	.500	NCAA Regional/Super Regional/College World Series
2019	Chris Lemonis	\$ 52	15	0	.776	20	10	0	.667	NCAA Regional/Super Regional/College World Series
2020 ***	Chris Lemonis	12	4	0	.750	---	---	---	---	---
ALL-TIME TOTALS		2,704	1,580	29	.629	959	822	3	.538	11 College World Series/ 38 NCAA Tournaments 11 SEC Regular Season Titles/ 7 SEC Tournament Titles

NOTE: SEC baseball competition began in 1933; the first SEC baseball tournament was held in 1977; Conference all-time total at bottom is SEC only. All-time conference record is 1114-949-11. Gary Henderson had a 36-29 record as interim head coach after Andy Cannizaro resigned following an 0-3 start to the 2018 season.

Bold = NCAA Tournament; * - SEC championship; + - SEC Tournament championship; \$ - NCAA College World Series appearance
 ^ - Southern Intercollegiate Athletic Association championship; & - Southern Conference championship, % - Interim Head Coach

*** - The 2020 season was canceled prior to the start of SEC play due to the COVID-19 pandemic, with no NCAA Division I games played following March 12. All records and statistics count.

All-Time Conference Affiliation: Southern Intercollegiate Athletic Association (1904–1920), Southern Conference (1921-32), Southeastern Conference (1933-present).



ALL-TIME COACHING RECORDS

Coach	Tenure	Seasons	Overall		Conference	
			W-L-T	Pct.	W-L	Pct.
—	1885-88	4	12-1	.923	—	—
G.C. Creelman	1889-96	7	15-2-3	.825	—	—
—	1897,1899	2	3-2	.600	—	—
S.W. Scales	1902	1	5-1	.833	—	—
—	1903-04	2	15-8	.652	4-5	.444
S.A. Jehl	1905	1	11-5	.688	4-2	.667
Bert Noblett	1906	1	9-8-1	.528	3-2-1	.583
F.P. Plass	1907-08	2	27-19-2	.583	5-12	.294
Dolly Stark	1909	1	22-4	.846	10-2	.833
W.D. Chadwick	1910-18	9	120-74-9	.619	59-50-6	.539
S.L. Robinson	1919	1	13-6	.684	6-4	.600
C.R. "Dudy" Noble	1920-47	26	263-200-9	.569	171-155-3	.521
R.P. "Doc" Patty	1948-56	9	116-71	.620	78-59	.569
Paul E. Gregory	1957-74	18	328-200-2	.621	161-122-1	.569
Jimmy Bragan	1975	1	16-24	.400	6-16	.273
Ron Polk	1976-97	22	888-422	.678	326-213	.605
Pat McMahon	1998-2001	4	164-88	.651	63-52	.548
Ron Polk	2002-08	7	251-168-2	.599	93-111	.456
John Cohen	2009-2016	8	284-203-1	.582	108-131	.452
Andy Cannizaro	2017-2018	1+	40-30	.571	17-13	.567
Gary Henderson %	2018	1	36-29	.554	15-15	.500
Chris Lemonis	2019-present	2	64-19	.776	20-10	.667
18 Coaches	1885-present	130	2,704-1,580-29*	.630	1150-973-11^	.541

* Includes eight seasons with no head coach (1885-88, 1897, 1899, 1903-04)

^ MSU was a member of the Southern Intercollegiate Athletic Association (1904-1922) and the Southern Conference (1922-1932) prior to becoming a charter member of the Southeastern Conference in 1933.

% Gary Henderson took over as interim head coach following a 0-3 start to the 2018 season.

FINAL RANKINGS

Year	Record	CB	BA	D1	COACHES	NCBWA	PG
1962	21-5	14	—	—	—	—	—
1965	16-10	29	—	—	—	—	—
1966	20-11	26	—	—	—	—	—
1970	32-8	10	—	—	—	—	—
1971	32-12	7	—	—	—	—	—
1978	38-18	14	—	—	—	—	—
1979	48-12	6	—	—	—	—	—
1981	46-17	6	8	—	—	—	—
1983	42-15	12	13	—	—	—	—
1984	45-16	10	7	—	—	—	—
1985	50-15	4	3	—	—	—	—
1987	39-22	NR	23	—	—	—	—
1988	44-20	23	12	—	—	—	—
1989	54-14	10	6	—	—	—	—
1990	50-21	5	7	—	—	—	—
1991	42-21	22	NR	—	—	—	—
1992	40-22	21	NR	—	21	—	—
1993	41-21	25	NR	—	21	—	—
1996	38-24	27	NR	—	24	—	—
1997	47-21	6	7	—	6	—	—
1998	42-23	6	14	—	6	—	—
1999	42-21	30	NR	—	24	—	—
2000	41-20	15	15	—	14	—	—
2001	39-24	14	19	—	17	—	—
2003	42-20-1	24	24	—	19	21	—
2005	42-22	NR	22	—	19	33	—
2007	38-22	8	8	—	8	9	—
2011	38-25	15	17	—	15	19	16
2012	40-24	24	22	—	NR	30	22
2013	51-20	2	2	—	2	2	2
2014	39-24	28	NR	—	NR	28	NR
2015	24-30	NR	NR	NR	NR	NR	NR
2016	44-18-1	10	10	10	11	11	9
2017	40-27	13	14	14	12	13	15
2018	39-29	4	6	4	6	4	7
2019	52-15	5	5	5	4	5	3
2020	12-4	6	13	17	17	12	10

NOTE: CB - Collegiate Baseball Newspaper, BA - Baseball America, D1 - D1Baseball, Coaches - USA Today/Coaches, NCBWA - National Collegiate Baseball Writers Association, PG - Perfect Game

ALL-TIME RESULTS

SEC SWEEPS

MSU at HOME VS.	
Alabama	April 12-14, 2019
Arkansas	April 20-21, 2018
Auburn	March 25-27, 2011
Florida	May 17-19, 2018
Georgia	April 26-28, 2019
Kentucky	May 17-19, 2012
LSU	April 20-21, 1985
Ole Miss	May 18-19, 2002
Missouri	May 5-7, 2016
South Carolina	Never
Tennessee	March 24-26, 2017
Texas A&M	Never
Vanderbilt	March 11-12, 2000

MSU ON THE ROAD VS.	
Alabama	May 21-23, 2004
Arkansas	March 21-23, 2003
Auburn	May 13-15, 2016
Florida	Never
Georgia	March 28-30, 1997
Kentucky	April 1-3, 1994
LSU	April 18-19, 1981
Missouri	April 20-22, 2014
Ole Miss	May 10-12, 2019
South Carolina	Never
Tennessee	May 6-8, 2011
Texas A&M	April 12-14, 2013
Vanderbilt	April 20-21, 1991

SEC OPPONENTS OVER MSU AT DUDY NOBLE FIELD	
Alabama	Never
Arkansas	April 9-11, 2010
Auburn	March 21-22, 1987
Florida	April 17-19, 2015
Georgia	May 7-9, 2004
Kentucky	Never
LSU	May 18-20, 2017
Ole Miss	April 30-May 2, 2010
Missouri	Never
South Carolina	Never
Tennessee	Never
Texas A&M	April 15-17, 2016
Vanderbilt	March 16-18, 2018

SEC OPPONENTS OVER MSU ON THE ROAD	
Alabama	April 23-25, 2010
Arkansas	April 18-20, 2019
Auburn	May 7-9, 2010
Florida	March 19-21, 2010
Georgia	April 1-3, 2011
Kentucky	May 12-14, 2006
LSU	April 4-6, 2014
Ole Miss	May 7-9, 2015
Missouri	Never
South Carolina	April 13-15, 2012
Tennessee	May 14-16, 2015
Texas A&M	Never
Vanderbilt	April 26-28, 2013

ALL-TIME RESULTS



SERIES RECORDS

Opponent	W-L-T	First Game	Last Game	Opponent	W-L-T	First Game	Last Game	Opponent	W-L-T	First Game	Last Game
Air Force	2-1	2008	--	Kent State	2-0	2001	--	Saint Olaf (Minn.)	13-0	1972	1984
Akron	2-0	2011	--	Kentucky	62-41	1925	2018	Saint Thomas Hall	1-0	1897	--
Alabama	199-214-4	1896	2019	Lamar	2-0	2011	--	Sam Houston State	2-0	2018	2019
Alabama A&M	3-0	2011	2015	Lincoln Memorial	1-0	1989	--	Samford	36-10	1909	2019
Alabama State	1-0	2018	--	Lipscomb	6-0	2003	2012	San Diego	1-2	2015	--
Albion	2-0	1972	--	Livingston (West Ala.)	31-3	1974	2002	San Diego State	1-0	2014	--
Alcorn State	17-0	1993	2020	Long Beach State	1-3	1993	2020	San Francisco	1-0	2007	--
Arizona	11-6	1978	2016	Louisiana College	4-0	1973	1974	Siena College	2-0	1999	--
Arizona State	0-1	1981	--	Louisiana Tech	38-15-1	1905	2019	SMU	2-0	1925	--
Arkansas	56-51	1960	2019	Louisiana-Lafayette	2-3	1991	2018	South Alabama	49-25	1976	2019
Arkansas State	41-8	1958	2006	Louisville	1-2	1994	2019	South Alabama University	7-4	1905	1910
Arkansas-Little Rock	8-1	1999	2019	Loyola (New Orleans)	5-4	1955	1971	South Carolina	36-39	1981	2019
Arkansas-Pine Bluff	2-1	2015	2019	Loyola Marymount	2-1	2002	--	South Dakota State	2-0	2016	--
Athens (Ala.) College	2-0	1973	--	LSU	214-185	1907	2019	Southeast Missouri State	6-0	1997	2016
Auburn	110-93-1	1908	2019	Maine	4-1	1991	2019	Southeastern Louisiana	10-6	1957	2019
Auburn-Montgomery	2-0	1991	--	Marion (Ala.) Military Inst.	6-2-1	1908	1914	Southern	2-0	2018	2019
Austin Peay	5-2	2005	2013	Marist	4-1	2006	2017	Southern Illinois	1-0	2014	--
Baylor	4-6	1925	2008	Marshall	2-0	2015	--	Southern Miss	83-42	1947	2019
Belhaven	7-1	1989	1997	Maryland	2-1	1970	--	Southwest Missouri State	1-0	1991	--
Belmont	2-1	2011	--	McMurray College	1-1	1973	--	Southwestern (Memphis)	13-4	1903	1912
Birmingham-Southern	37-10	1910	2006	McNeese State	0-1	2018	--	Southwestern Baptist	2-1	1905	--
Bradley	1-1	1946	--	Memphis	55-27	1950	2019	Spring Hill	3-1	1922	1926
Brooksville (Miss.)	10-0	1885	1896	Mercer	8-7-1	1908	2012	Stanford	2-2	1990	2019
BYU	1-3	1967	1990	Meridian (Miss.)	3-7	1906	1929	Starkville (Miss.)	1-1	1903	--
Cal State Fullerton	2-5	1979	2016	Miami (Fla.)	2-3	1971	2019	Stetson	1-0	2007	--
Cal State Northridge	0-1	1996	--	Miami (Ohio)	1-1	1974	2015	Tennessee	60-29	1917	2019
Central Arkansas	3-4	2012	2013	Michigan	3-3	1924	2007	Tennessee Tech	4-0	1997	2004
Central Michigan	1-0	2019	--	Michigan State	4-1	1931	2014	Texas	4-5	1922	1985
Chamberlain Hunt Academy	3-0	1903	1906	Middle Tennessee State	4-2	1988	2009	Texas A&M	18-15	1907	2019
Christian Brothers	3-1	1970	1973	Millaps	16-1	1911	1995	Texas A&M-Corpus Christi	1-2	2010	2018
Cincinnati	3-0	2015	--	Minnesota	9-5	1936	1995	Texas Rio Grande Valley	NEVER MET		
Clemson	5-8	1965	2007	Mississippi College	117-22-1	1902	1995	Texas Southern	2-1	2018	2020
Columbia	2-0	2017	--	Mississippi Valley State	27-0	1994	2019	Texas Tech	4-3	2004	2020
Columbus (Miss.)	18-1	1885	1913	Missouri	9-2	2003	2018	Towson	1-0	1991	--
Columbus (Miss.) Air Base	1-0	1942	--	Missouri Baptist	5-0	1978	1980	Troy	5-0	2007	2018
Connecticut	4-0	2003	2012	Morehead State	2-1	2003	2017	Tulane	76-31-2	1904	1998
Cumberland	11-3	1909	1988	Mount State Mary's	2-0	2014	--	Ula	0-1	1971	--
Dallas Baptist	1-0	2007	--	Murray State	5-0	1979	2007	Ulsab	34-10	1982	2019
Delaware	1-0	2001	--	Nashville	4-0	1904	1909	UC Riverside	2-0	1967	1968
Delta State	32-9	1949	1997	Nashville Volunteers	1-1	1933	--	UC Santa Barbara	2-2	1996	2018
Drury	3-0	1908	--	Nebraska	2-0	1999	--	UCLA	1-7	1967	2016
Duke	0-2	1953	--	New Mexico State	2-0	2018	--	UIC	1-0	2017	--
Duquesne	2-0	1996	--	New Orleans	41-21	1970	2005	ULM	28-7	1958	2019
East Carolina	2-0	1970	2019	Nicholls State	10-1	1964	2018	UMass Lowell	2-0	2016	--
East Tennessee State	6-0	1981	2003	North Alabama	6-2	1986	1994	UNC Charlotte	2-0	1999	--
Eastern Illinois	6-0	2005	2015	North Carolina	2-4	1966	2018	Union (Tenn.)	3-1	1980	1986
Eastern Kentucky	4-1	1984	2016	North Carolina State	1-0	1987	--	University of the South	10-1-1	1915	1927
Elon	1-1	2006	--	North Florida	3-2	2008	2009	UNLV	2-0	1981	--
FAU	2-2	2005	2016	North Park College	2-0	1972	--	USC	2-5	1999	2016
FIU	2-0	2017	--	Northern Illinois	4-1	1954	2009	USF	2-1	1999	--
Florida	50-65	1923	2019	Northwestern	4-1	1937	1939	UT Martin	9-0	2000	2016
Florida State	7-7	1964	2018	Northwestern State	8-0	1951	2011	Utah Valley	2-1	2018	--
George Washington	1-0	1989	--	Notre Dame	2-4	1993	2001	Valparaiso	2-0	2009	--
Georgia	50-48	1915	2019	Oglethorpe	2-2	1921	1922	Vanderbilt	71-50-2	1913	2019
Georgia Southern	1-0	1990	--	Ohio State	4-3-1	1967	2002	Virginia	2-0	2013	--
Georgia State	4-0	1972	2011	Oklahoma	3-3-1	1992	2018	Wake Forest	0-1	1949	--
Georgia Tech	8-3	1914	2011	Oklahoma State	1-1	1981	1985	Washington	5-1	1967	2018
Grambling	2-0	2013	2019	Ole Miss	257-207-5	1893	2019	Washington State	2-1	2012	--
Grand Canyon	2-0	1981	--	Oral Roberts	1-1	2013	2016	West Florida	2-1	1982	1983
Hawaii	6-9	1979	2009	Oregon	4-3	1968	2017	West Point (Miss.)	10-0	1886	1891
Hawaii-Hilo	4-1	1985	1989	Oregon State	4-3	2013	2020	West Virginia	1-0	1985	--
Holy Cross	2-2	2014	--	Ouachita	4-4	1906	1914	Western Carolina	4-2	1987	2014
Houston	1-0	2018	--	Pan American	2-0	1978	1983	Western Illinois	5-0	1975	2017
Illinois	15-28-5	1913	2004	Penn State	2-0	2012	--	Western Kentucky	3-1	2004	2015
Illinois State	3-0	1940	1990	Pepperdine	0-1	1979	--	Wheaton	2-0	1951	--
Illinois Wesleyan	14-1	1950	1969	Pittsburgh	1-0	1968	--	Wichita State	1-0	1981	--
Indiana	1-0	2013	--	Portland	4-0	2013	--	William Carey	32-7	1976	1998
Indiana State	8-1	1969	2017	Purdue	4-0	1936	2013	Winthrop	2-2	1995	2007
Iowa	4-3	1926	2011	Quincy College	2-0	1986	--	Wisconsin	10-1-1	1922	1949
Iowa State	2-0	1971	--	Quinnipiac	3-0	2020	--	Wisconsin State	2-0	1972	--
Jackson (Miss.)	6-0	1902	1983	Rhode Island	5-0	2010	2013	Wright State	3-0	2020	--
Jackson State	52-8	1976	2019	Rice	1-0	1998	--	Wyoming	1-0	1967	--
Jacksonville (Ala.) State	11-1	1996	2014	Richmond	1-0	1949	--	Yale	1-0	1967	--
Jefferson Military Academy	12-2	1899	1907	Rollins	1-0	1953	--	Youngstown State	3-0	2019	--
Jersey City (N.J.)	1-0	1928	--	Sacred Heart	2-1	2011	--				
Kansas	5-0	1968	2012	Saint Francis (Ill.)	0-1	1984	--				
Kansas State	1-0	1986	--	Saint Joseph's	4-0	2013	--				

BOLD = 2021 OPPONENTS



ALL-TIME RESULTS

1885 3-0				
Head Coach: None				
5/2	at Durant	7-2	W	--
5/9	at Columbus	10-5	W	--
6/13	BROOKSVILLE	32-7	W	--

1886 2-0				
Head Coach: None				
5/24	WEST POINT	10-7	W	--
5/31	at Columbus	17-5	W	--

1887 2-0				
Head Coach: None				
5/28	WEST POINT	35-22	W	--
7/5	BROOKSVILLE	11-9	W	--

1888 5-1				
Head Coach: None				
6/1	BROOKSVILLE	11-4	W	--
6/2	BROOKSVILLE	9-2	W	--
6/18	WEST POINT	8-1	W	--
6/19	WEST POINT	14-9	W	--
6/20	WEST POINT	16-4	W	--
6/21	at Kosciusko	0-14	L	--

1889 3-0				
Head Coach: G.C. Creelman				
5/22	WEST POINT	9-1	W	--
6/5	at Columbus	11-9	W	--
6/12	BROOKSVILLE	14-8	W	--

1890 4-0				
Head Coach: G.C. Creelman				
5/9	at West Point	9-8	W	--
5/16	COLUMBUS	10-4	W	--
Played in Booneville, Miss.				
5/30	vs. Columbus	10-2	W	--
6/14	BROOKSVILLE	13-9	W	--

1891 3-0				
Head Coach: G.C. Creelman				
5/16	BROOKSVILLE	12-11	W	--
5/30	at West Point	9-7	W	--
6/6	COLUMBUS	17-2	W	--

1892 2-0				
Head Coach: G.C. Creelman				
6/10	at Columbus	7-5	W	--
6/11	COLUMBUS	16-4	W	--

1893 2-0-2				
Head Coach: G.C. Creelman				
10/12	OLE MISS	6-3	W	--
5/27	at Columbus	7-2	W	--
6/3	at Ole Miss	1-1	T	--
6/10	CANTON	5-5	T	--

1894 (NO TEAM)				

1895 1-0-1				
Head Coach: G.C. Creelman				
5/11	at Ole Miss	5-5	T	(11)
5/18	Y&MV RR	13-8	W	--

1896 0-2				
Head Coach: G.C. Creelman				
5/1	at Alabama	3-9	L	
5/2	at Alabama	2-11	L	

1897 2-1				
Head Coach: None				
5/4	ST. THOMAS HALL	24-7	W	--
Played in Columbus, Miss.				
5/7	vs. Ole Miss	5-2	W	--
5/15	at Ole Miss	0-9	L	(Forfeit)

1898 (NO TEAM)				

1899 1-1				
Head Coach: None				
5/15	JEFFERSON MILITARY ACAD.	7-2	W	--
5/16	JEFFERSON MILITARY ACAD.	4-11	L	--

1900 (NO TEAM)				

1901 (NO TEAM)				

1902 5-1				
Head Coach: S.W. Scales				
5/2	at Columbus	12-2	W	--
5/9	JEFFERSON COLLEGE	8-2	W	--
5/10	JEFFERSON COLLEGE	5-7	L	--
5/15	at Jackson	10-5	W	--
5/16	at Mississippi College	7-2	W	--
5/17	at Mississippi College	10-4	W	--

1903 9-3				
Head Coach: None				
4/1	STARKVILLE	9-11	L	--
4/9	at Jackson	6-2	W	--
4/10	at Jackson	5-4	W	--
4/11	at Mississippi College	5-7	L	--
4/12	at Mississippi College	7-2	W	--
4/13	at Chamberlain-Hunt Acad.	7-2	W	--
4/14	at Chamberlain-Hunt Acad.	3-2	W	(10)

Played in Natchez, Miss.				
4/16	at Jefferson College	7-6	W	--
4/16	at Jefferson College	16-4	W	--
Played in Meridian, Miss.				
5/7	at S.P.U.	7-6	W	--
5/8	at S.P.U.	5-11	L	--
5/14	STARKVILLE	12-3	W	--

1904 6-5 (4-5 SIAA)				
Head Coach: None				
3/31	at Alabama	3-6	L	--
4/1	at Alabama	3-8	L	--
4/2	at Alabama	2-5	L	--
4/7	TULANE	12-0	W	--
4/8	TULANE	9-6	W	--

Played in Columbus, Miss.				
4/9	vs. Tulane	3-5	L	--
4/18	NASHVILLE	3-2	W	--
4/19	NASHVILLE	7-3	W	--
Played in Columbus, Miss.				
5/5	vs. Ole Miss	11-10	W	--
5/6	vs. Ole Miss	4-7	L	--
--				
5/7	vs. Ole Miss	4-3	W	--

1905 11-5 (4-2 SIAA)				
Head Coach: S.A. Jehl				
3/29	at Southwestern Baptist	9-1	W	
3/30	at Southwestern Baptist	3-5	L	--
3/31	at Southwestern Baptist	7-0	W	--
4/3	TULANE	11-4	W	--
4/4	TULANE	4-0	W	--
4/5	TULANE	1-3	L	--

Played in Greensboro, Ala.				
4/21	SOUTHERN	10-2	W	--
4/22	SOUTHERN	8-0	W	--
5/4	at La. Industrial Institute	5-0	W	--
5/5	at La. Industrial Institute	7-1	W	--
5/6	at La. Industrial Institute	6-2	W	--
5/12	at Mississippi College	4-11	L	--
5/13	at Mississippi College	1-0	W	--
5/19	at Ole Miss	6-5	W	--
Played in Kosciusko, Miss.				
5/20	vs. Ole Miss	6-7	L	--
5/20	vs. Ole Miss	7-8	L	--

1906 9-8-1 (3-2-1 SIAA)				
Head Coach: Bert Noblett				
3/22	at Meridian (Cotton States)	1-4	L	--
3/23	at Meridian (Cotton States)	2-4	L	--
3/24	at Meridian (Cotton States)	2-7	L	--
3/31	JEFFERSON MILITARY ACAD.	12-6	W	--
3/31	JEFFERSON MILITARY ACAD.	1-0	W	--

Played in Greensboro, Ala.				
4/21	vs. Southern	1-9	L	--
4/22	vs. Southern	4-3	W	--
4/23	vs. Southern	4-0	W	--
4/26	at Alabama	0-1	L	--
4/27	at Alabama	5-4	W	--
4/28	at Alabama	1-1	T	--
5/3	CHAMBERLAIN-HUNT ACAD.	2-0	W	--
5/9	at Ole Miss	7-11	L	--
5/10	at Ole Miss	9-5	W	--

Played in Kosciusko, Miss.				
5/11	vs. Ole Miss	5-4	W	--
5/14	OUACHITA COLLEGE	3-0	W	--
5/15	OUACHITA COLLEGE	2-8	L	--
5/16	OUACHITA COLLEGE	1-3	L	--

1907 8-6 (1-5 SIAA)				
Head Coach: F.P. Plass				
4/4	JEFFERSON MILITARY ACAD.	2-0	W	--
4/5	JEFFERSON MILITARY ACAD.	4-0	W	--
4/6	JEFFERSON MILITARY ACAD.	1-0	W	--
4/11	LSU	1-3	L	--
4/12	LSU	5-9	L	--
4/13	LSU	4-3	W	--
4/16	MISSISSIPPI COLLEGE	5-2	W	--
4/17	MISSISSIPPI COLLEGE	2-0	W	--
4/18	MISSISSIPPI COLLEGE	4-1	W	--
4/26	TEXAS A&M	3-0	W	--
4/27	TEXAS A&M	1-10	L	--
5/9	OLE MISS	0-4	L	--
5/10	OLE MISS	0-3	L	--
5/11	OLE MISS	7-8	L	--

1908 19-13-2 (4-7 SIAA)				
Head Coach: F.P. Plass				
3/24	at Columbus	12-3	W	--
3/25	at Columbus	4-0	W	--
3/26	COLUMBUS	9-2	W	--
3/27	COLUMBUS	6-1	W	--
3/28	COLUMBUS	2-4	L	--

Played in Greensboro, Ala.				
4/1	vs. Southern	6-5	W	--
4/1	vs. Southern	0-0	T	--
4/2	vs. Southern	4-5	L	--
4/3	at Auburn	4-5	L	--
4/4	at Auburn	4-6	L	--
4/4	at Auburn	4-6	L	--
4/6	at Mercer	1-2	L	--
4/7	at Mercer	4-6	L	--
4/7	at Mercer	0-7	L	--
4/9	at Marion Military Institute	3-4	L	--
4/10	at Marion Military Institute	1-5	L	--
4/11	at Marion Military Institute	0-0	T	(11)
4/16	MISSISSIPPI COLLEGE	1-0	W	--
4/17	MISSISSIPPI COLLEGE	8-1	W	--
4/17	MISSISSIPPI COLLEGE	5-0	W	--
4/26	DRURY COLLEGE	5-3	W	--
4/27	DRURY COLLEGE	8-0	W	--
4/27	DRURY COLLEGE	7-2	W	--
4/30	OUACHITA COLLEGE	0-7	L	--
5/1	OUACHITA COLLEGE	12-1	W	--
5/2	OUACHITA COLLEGE	2-0	W	--
5/8	SOUTHERN PRESBYTERIAN	5-1	W	--
5/9	SOUTHERN PRESBYTERIAN	0-1	L	--
5/9	SOUTHERN PRESBYTERIAN	2-0	W	--
5/13	at Ole Miss	2-3	L	--
5/14	at Ole Miss	3-0	W	--
5/21	LSU	2-1	W	--
5/22	LSU	7-4	W	--
5/23	LSU	3-0	W	--

ALL-TIME RESULTS



1909 22-4 (10-2 SIAA)

SIAA Champions

Head Coach: Dolly Stark

4/1	JEFFERSON MILITARY ACAD.	6-9	L	--
4/2	JEFFERSON MILITARY ACAD.	14-1	W	--
4/3	JEFFERSON MILITARY ACAD.	4-1	W	--
4/5	at Mississippi College	6-2	W	--
4/6	at Mississippi College	6-3	W	--
4/7	at Mississippi College	2-8	L	--
4/9	at LSU	0-3	L	--
4/11	at LSU	4-1	W	--
4/11	at LSU	1-0	W	--
4/15	SAMFORD	9-1	W	--
4/16	SAMFORD	5-0	W	--
4/17	SAMFORD	7-1	W	--
4/22	at Southern Presbyterian	3-0	W	--
4/23	at Southern Presbyterian	11-2	W	--
4/24	at Southern Presbyterian	4-0	W	--
4/25	at Cumberland	0-1	L	--
4/26	at Cumberland	3-1	W	--
4/27	at Cumberland	2-1	W	--
Played in Columbus, Miss.				
4/30	vs. Nashville	3-2	W	--
5/1	vs. Nashville	6-0	W	--
5/3	CUMBERLAND	2-0	W	--
5/4	CUMBERLAND	5-0	W	--
5/5	CUMBERLAND	4-0	W	--
5/14	OLE MISS	3-0	W	--
5/15	OLE MISS	11-4	W	--
5/16	OLE MISS	1-0	W	--

1910 16-11 (2-5 SIAA)

Head Coach: W.D. Chadwick

3/28	BIRMINGHAM-SOUTHERN	1-4	L	--
3/29	BIRMINGHAM-SOUTHERN	7-2	W	--
3/30	BIRMINGHAM-SOUTHERN	5-1	W	--
4/4	MARION MILITARY INSTITUTE	5-0	W	--
4/5	MARION MILITARY INSTITUTE	7-2	W	--
4/6	MARION MILITARY INSTITUTE	8-1	W	--
4/8	at Birmingham-Southern	7-3	W	--
4/9	at Birmingham-Southern	5-3	W	--
4/9	at Birmingham-Southern	1-3	L	--
Played in Greensboro, Ala.				
4/11	vs. Southern	14-0	W	--
4/12	vs. Southern	7-0	W	--
4/13	vs. Southern	1-2	L	--
4/16	TULANE	4-1	W	--
4/18	SOUTHERN PRESBYTERIAN	0-1	L	--
4/19	SOUTHERN PRESBYTERIAN	0-1	L	--
4/20	SOUTHERN PRESBYTERIAN	2-1	W	--
4/22	MERIDIAN (Cotton States)	2-0	W	--
4/23	MERIDIAN (Cotton States)	3-4	L	--
4/28	at Cumberland	4-5	L	--
4/29	at Cumberland	6-5	W	--
4/30	at Cumberland	5-7	L	--
5/2	at Southern Presbyterian	8-0	W	--
5/3	at Southern Presbyterian	17-1	W	--
5/4	at Southern Presbyterian	7-0	W	--
5/11	at Ole Miss	2-3	L	--

Played in Greenville, Miss.

5/12	vs. Ole Miss	3-12	L	--
5/13	vs. Ole Miss	1-3	L	--

1911 16-7 (10-6 SIAA)

SIAA Champions

Head Coach: W.D. Chadwick

3/27	at Mississippi College	5-2	W	--
3/28	at Mississippi College	2-1	W	--
3/30	at Mississippi College	2-5	L	--
4/3	AUBURN	3-5	L	--
4/3	AUBURN	6-0	W	--
4/5	AUBURN	1-2	L	--
4/10	at Tulane	5-4	W	--
4/12	at Millsaps College	2-1	W	--
4/13	at Alabama	1-6	L	--
4/14	at Alabama	3-4	L	--
4/15	at Alabama	4-1	W	--
4/19	MISSISSIPPI COLLEGE	6-2	W	--
4/20	MISSISSIPPI COLLEGE	5-0	W	--
4/21	MISSISSIPPI COLLEGE	4-3	W	--
4/28	LSU	1-0	W	--
4/29	LSU	1-2	L	--
4/29	LSU	5-1	W	--
5/4	CUMBERLAND	2-0	W	--
5/5	CUMBERLAND	3-1	W	--
5/6	CUMBERLAND	3-2	W	--
5/9	OLE MISS	0-3	L	--
5/10	OLE MISS	7-2	W	--
5/12	OLE MISS	3-2	W	--

1912 14-8-1 (7-7 SIAA)

Head Coach: W.D. Chadwick

3/24	at Millsaps College	21-5	W	--
3/25	Sat Millsaps College	5-0	W	--
3/26	at Jackson (Cotton States)	2-0	W	--
4/4	ALABAMA	2-1	W	--
4/5	ALABAMA	0-4	L	--
4/6	ALABAMA	4-5	L	--
4/8	at Auburn	4-6	L	--
4/9	at Auburn	9-10	L	--
4/9	at Auburn	1-2	L	--
4/11	at Mercer	3-4	L	--
4/12	at Mercer	0-0	T	--
4/13	at Mercer	3-2	W	--
4/18	LSU	6-5	W	--
4/19	LSU	5-3	W	--
4/20	LSU	2-0	W	--
4/25	MISSISSIPPI COLLEGE	6-2	W	--
4/26	MISSISSIPPI COLLEGE	4-8	L	--
5/2	SOUTHERN PRESBYTERIAN	3-1	W	--
5/3	SOUTHERN PRESBYTERIAN	9-2	W	--
5/4	SOUTHERN PRESBYTERIAN	4-0	W	--
5/6	at Ole Miss	5-4	W	--
5/7	at Ole Miss	5-6	L	--
Played in Meridian, Miss.				
5/10	vs. Ole Miss	6-7	W	--

1913 16-10-2 (8-6-1 SIAA)

Head Coach: W.D. Chadwick

3/21	ILLINOIS	5-6	L	--
3/22	ILLINOIS	7-7	T	--
3/28	COLUMBUS (Cotton States)	7-3	W	--
3/29	MERIDIAN (Cotton States)	2-4	L	--
4/1	MARION MILITARY INSTITUTE	7-1	W	--
4/2	MARION MILITARY INSTITUTE	2-1	W	--
4/7	TULANE	6-2	W	--
4/8	TULANE	9-1	W	--
4/11	at Alabama	4-5	L	--
4/12	at Alabama	1-2	L	--
4/15	MILLSAPS COLLEGE	9-4	W	--
4/16	MILLSAPS COLLEGE	4-8	L	--
4/17	MILLSAPS COLLEGE	10-1	W	--
4/19	MILLSAPS COLLEGE	9-2	W	--
4/25	at LSU	10-2	W	--
4/26	at LSU	7-4	W	--
4/26	at LSU	11-7	W	--
4/28	at Tulane	6-7	L	(10)
4/29	at Tulane	5-1	W	--
5/2	ALABAMA	3-4	L	(10)
5/3	ALABAMA	6-6	T	--
5/3	ALABAMA	3-8	L	--
5/9	MISSISSIPPI COLLEGE	3-9	L	(10)
5/10	MISSISSIPPI COLLEGE	2-1	W	--
5/10	MISSISSIPPI COLLEGE	3-1	W	--
5/16	VANDERBILT	10-11	L	--
5/17	VANDERBILT	8-2	W	--
5/17	VANDERBILT	3-2	W	--

1914 11-9-2 (5-6-1 SIAA)

Head Coach: W.D. Chadwick

3/27	MARION MILITARY INSTITUTE	6-5	W	--
4/3	MILLSAPS COLLEGE	6-5	W	--
4/4	MILLSAPS COLLEGE	5-3	W	--
4/6	MISSISSIPPI COLLEGE	10-3	W	--
4/7	MISSISSIPPI COLLEGE	1-2	L	--
4/14	OUACHITA COLLEGE	5-1	W	--
4/15	OUACHITA COLLEGE	1-3	L	--
4/20	MERCER	5-2	W	--
4/21	MERCER	6-7	L	--
4/23	at Millsaps College	5-0	W	--
4/24	at Mississippi College	5-5	T	--
4/25	at Mississippi College	6-7	L	--
4/27	GEORGIA TECH	9-1	W	--
5/4	OLE MISS	4-3	W	--
5/5	OLE MISS	0-4	L	--

Played in Columbus, Miss.

5/6	vs. Ole Miss	2-6	L	--
-----	--------------	-----	---	----

Played in Jackson, Miss.

5/8	vs. Ole Miss	3-4	L	--
-----	--------------	-----	---	----

Played in Meridian, Miss.

5/15	vs. Alabama	10-9	W	--
5/16	vs. Alabama	4-2	W	--
5/26	VANDERBILT	4-8	L	--
5/27	VANDERBILT	3-9	L	--
5/27	VANDERBILT	3-3	T	--



ALL-TIME RESULTS

1915 12-9-2 (8-6-2 SIAA)

Head Coach: W.D. Chadwick

3/25	SAMFORD	7-5	W	--
3/26	SAMFORD	4-7	L	(4)
3/27	SAMFORD	9-5	W	(5)

Played in Columbus, Miss.

4/1	vs. Vanderbilt	2-2	T	(10)
4/2	ILLINOIS	2-12	L	--
4/3	ILLINOIS	4-9	L	--
4/7	MISSISSIPPI COLLEGE	4-3	W	--
4/8	MISSISSIPPI COLLEGE	3-1	W	--
4/11	at Mercer	4-5	L	--
4/12	at Mercer	7-5	W	--
4/13	at Georgia Tech	6-8	L	--
4/14	at Georgia Tech	7-5	W	--
4/15	at Georgia	0-3	L	--
4/16	at Georgia	0-4	L	--
4/21	LSU	3-2	W	--
4/22	LSU	4-1	W	--
5/1	SEWANE	3-1	W	--
5/1	SEWANE	4-0	W	--
5/8	at Alabama	1-7	L	--
5/8	at Alabama	1-2	L	--

Played in Columbus, Miss.

5/14	vs. Auburn	3-0	W	--
5/15	vs. Auburn	4-3	W	--
5/15	vs. Auburn	1-1	T	--

1916 11-7 (6-6 SIAA)

Head Coach: W.D. Chadwick

3/30	SAMFORD	8-1	W	--
3/31	SAMFORD	9-5	W	--
4/3	ILLINOIS	3-1	W	--
4/4	ILLINOIS	3-6	L	--
4/10	vs. Mississippi College	1-0	W	--
4/11	vs. Mississippi College	12-2	W	--
4/12	GEORGIA	9-0	W	--
4/13	GEORGIA	7-13	L	--
4/17	at Ole Miss	5-8	L	--
4/18	at Ole Miss	3-1	W	--
4/21	at Auburn	2-5	L	--
4/22	at Auburn	1-3	L	--
4/22	at Auburn	4-5	L	--
4/26	OLE MISS	4-3	W	--
4/27	OLE MISS	7-6	W	(10)

Played in Columbus, Miss.

5/5	vs. Sewanee	6-7	L	(10)
5/6	vs. Sewanee	8-7	W	--
5/6	vs. Sewanee	5-2	W	--

1917 14-3-2 (9-1-2 SIAA)

Head Coach: W.D. Chadwick

3/27	SAMFORD	6-0	W	--
3/28	SAMFORD	4-7	L	--
3/29	SAMFORD	8-0	W	--
4/2	ILLINOIS	1-5	L	--
4/3	ILLINOIS	4-3	W	--
4/6	at Alabama	2-9	L	--
4/7	at Alabama	11-9	W	--
4/11	LSU	0-0	T	(12)
4/12	LSU	5-2	W	--
4/16	SEWANE	1-0	W	(10)
4/17	SEWANE	14-2	W	--
4/20	MISSISSIPPI COLLEGE	8-1	W	--
4/21	MISSISSIPPI COLLEGE	3-1	W	--
4/25	OLE MISS	2-0	W	--

Played in Tupelo, Miss.

4/26	vs. Ole Miss	5-4	W	--
4/30	vs. Ole Miss	0-0	T	(14)
5/1	at Ole Miss	12-3	W	--
5/4	TENNESSEE	8-2	W	--
5/5	TENNESSEE	7-4	W	--

1918 10-8 (4-7 SIAA)

SIAA Champions

Head Coach: W.D. Chadwick

4/1	ILLINOIS	4-6	L	--
4/3	ILLINOIS	1-0	W	--
4/5	MISSISSIPPI COLLEGE	5-0	W	--
4/6	MISSISSIPPI COLLEGE	1-0	W	--
4/12	at LSU	2-1	W	--
4/13	at LSU	5-11	L	--
4/15	at Mississippi College	9-1	W	--
4/16	at Mississippi College	4-0	W	--
4/19	LSU	0-1	L	--
4/20	LSU	0-1	L	--
5/1	SEWANE	11-1	W	--
5/2	SEWANE	14-0	W	--
5/6	ALABAMA	2-3	L	--
5/7	ALABAMA	2-1	W	(11)
5/10	OLE MISS	0-2	L	--

Played in Columbus, Miss.

5/11 vs. Ole Miss

Played in West Point, Miss.

5/13	vs. Ole Miss	1-4	L	--
5/14	at Ole Miss	0-7	L	--

1919 13-6 (6-4 SIAA)

Head Coach: S.L. Robinson

3/31	SAMFORD	4-3	W	--
4/1	SAMFORD	7-4	W	--
4/5	MISSISSIPPI COLLEGE	8-0	W	--
4/5	MISSISSIPPI COLLEGE	11-1	W	--
4/11	VANDERBILT	8-2	W	--
4/12	VANDERBILT	10-8	W	--
4/14	at Mississippi College	2-3	L	--
4/16	at Mississippi College	10-0	W	--
4/17	at Ole Miss	4-2	W	--
4/18	at Ole Miss	3-4	L	--
4/23	at Samford	5-0	W	--
4/24	at Samford	13-18	L	--
4/26	at Alabama	3-6	L	--
4/27	at Alabama	4-14	L	--
5/2	GEORGIA TECH	2-6	L	--
5/3	GEORGIA TECH	2-1	W	--
	LSU	5-0	W	--
5/9	OLE MISS	7-3	W	--
5/10	OLE MISS	5-3	W	--

1920 8-8 (6-6 SIAA)

Head Coach: C.R. "Dudy" Noble

4/5	ILLINOIS	3-5	L	--
4/6	ILLINOIS	2-3	L	--
4/10	MISSISSIPPI COLLEGE	6-3	W	--
4/10	MISSISSIPPI COLLEGE	1-0	W	--
4/14	SAMFORD	3-2	W	--
4/15	SAMFORD	1-2	L	--
4/23	ALABAMA	4-1	W	--
4/24	ALABAMA	2-3	L	--
4/28	at Vanderbilt	4-2	W	--
4/29	at Vanderbilt	6-3	W	--
4/30	at Samford	5-8	L	--
5/1	at Samford	2-7	L	--
5/10	OLE MISS	3-0	W	--
5/11	OLE MISS	3-0	W	--
5/14	at Ole Miss	3-4	L	--
5/15	at Ole Miss	4-5	L	--

1921 13-8 (6-6 SIAA)

Southern Conference Champions

Head Coach: C.R. "Dudy" Noble

3/28	ILLINOIS	7-1	W	--
3/30	ILLINOIS	1-7	L	--
4/4	BIRMINGHAM-SOUTHERN	5-2	W	--
4/5	BIRMINGHAM-SOUTHERN	6-0	W	--
4/11	at Mississippi College	1-5	L	--
4/12	at Mississippi College	1-5	L	--
4/14	at Millsaps College	9-0	W	--
4/15	at LSU	1-0	W	(10)
4/16	at LSU	6-0	W	--
4/22	at Ole Miss	1-4	L	(7)
4/23	at Ole Miss	7-2	W	--
4/26	ALABAMA	5-1	W	--
4/27	ALABAMA	1-0	W	--
5/2	OLE MISS	3-6	L	--
5/3	OLE MISS	3-2	W	--
5/9	OGLETHORPE COLLEGE	1-8	L	--
5/10	OGLETHORPE COLLEGE	2-1	W	--
5/13	at Alabama	4-12	L	--
5/14	at Alabama	6-5	W	--
5/16	MISSISSIPPI COLLEGE	1-6	L	--
5/17	MISSISSIPPI COLLEGE	6-5	W	--

1922 16-6-3 (7-1-1 SIAA)

Southern Conference Champions

Head Coach: C.R. "Dudy" Noble

3/31	at LSU	9-5	W	--
4/1	at LSU	5-6	L	--
4/3	at Spring Hill College	14-5	W	--
4/4	at Spring Hill College	0-7	L	--
4/10	ILLINOIS	6-6	T	--
4/11	ILLINOIS	3-9	L	--
4/12	WISCONSIN	6-6	T	--
4/13	WISCONSIN	6-1	W	--
4/18	at Tennessee	6-4	W	--
4/19	at Vanderbilt	6-3	W	--
4/20	at Vanderbilt	9-3	W	--
4/21	at Sewanee	6-0	W	--
4/22	at Sewanee	2-1	W	--
4/26	TEXAS	1-3	L	--
4/27	TEXAS	8-5	W	--
5/8	OGLETHORPE COLLEGE	2-0	W	--
5/9	OGLETHORPE COLLEGE	1-4	L	--
5/12	at Alabama	2-2	T	(7)
5/13	at Alabama	2-6	L	--
5/16	OLE MISS	4-0	W	--
5/17	OLE MISS	2-0	W	--
5/20	at Ole Miss	5-3	W	--
5/21	at Ole Miss	3-2	W	--
5/22	ALABAMA	4-0	W	--
5/23	ALABAMA	3-2	W	--

1923 14-9 (11-7 SoCon)

Head Coach: C.R. "Dudy" Noble

3/30	ILLINOIS	2-6	L	--
3/31	ILLINOIS	0-10	L	--

Played in Brookhaven, Miss.

4/2 vs. LSU

		9-1	W	--
--	--	-----	---	----

Played in McComb, Miss.

4/3	vs. LSU	2-1	W	--
4/5	at Millsaps College	6-2	W	--
4/9	WISCONSIN	8-1	W	--
4/10	WISCONSIN	9-2	W	--
4/16	TENNESSEE	0-3	L	--
4/17	TENNESSEE	8-4	W	--
4/18	GEORGIA	4-5	L	--
4/19	GEORGIA	2-1	W	--
4/25	FLORIDA	10-0	W	--
4/26	FLORIDA	9-0	W	--
4/30	at Ole Miss	8-1	W	--
5/1	at Ole Miss	9-5	W	--
5/4	ALABAMA	7-2	W	--
5/5	ALABAMA	3-7	L	--
5/7	at Vanderbilt	2-3	L	--
5/8	at Vanderbilt	0-20	L	--
5/9	at Alabama	6-4	W	--
5/10	at Alabama	2-5	L	--
5/14	OLE MISS	0-3	L	--
5/16	OLE MISS	3-1	W	--

ALL-TIME RESULTS



1924 17-7 (12-3 SoCon)

Southern Conference Champions

Head Coach: C.R. "Dudy" Noble

4/2	at LSU	14-5	W	--
4/4	at Tulane	2-6	L	--
4/5	at Tulane	3-1	W	--
4/7	TENNESSEE	6-4	W	--
4/8	TENNESSEE	8-0	W	--
4/11	WISCONSIN	3-4	L	--
4/14	ILLINOIS	6-3	W	--
4/15	ILLINOIS	3-7	L	--
4/18	MICHIGAN	11-4	W	--
4/19	MICHIGAN	1-3	L	--
4/23	VANDERBILT	10-2	W	--
4/24	VANDERBILT	6-2	W	--
4/28	ALABAMA	3-5	L	--
5/1	at Alabama	8-6	W	--
5/2	at Alabama	6-1	W	--

Played in Montgomery, Ala.

5/3	vs. Auburn	4-0	W	--
5/8	MISSISSIPPI COLLEGE	1-0	W	--
5/9	MISSISSIPPI COLLEGE	9-1	W	--
5/12	OLE MISS	3-2	W	--
5/13	OLE MISS	6-4	W	--
5/16	at Ole Miss	1-2	L	--
5/17	at Ole Miss	6-2	W	--
5/19	at Mississippi College	1-2	L	--

Played in Jackson, Miss.

5/20	vs. Mississippi College	9-5	W	--
------	-------------------------	-----	---	----

1925 19-7 (9-5 SoCon)

Head Coach: C.R. "Dudy" Noble

3/23	at Baylor	10-4	W	--
3/24	at Baylor	5-6	L	--
3/25	at Texas	8-4	W	--
3/26	at Texas	12-8	W	--
3/27	at Southern Methodist	5-1	W	--
3/28	at Southern Methodist	6-0	W	--
4/6	ILLINOIS	11-3	W	--
4/7	ILLINOIS	7-8	L	--
4/10	WISCONSIN	7-4	W	--
4/11	WISCONSIN	4-1	W	--
4/17	TULANE	11-4	W	--
4/18	TULANE	2-4	L	--
4/20	at Alabama	1-3	L	--
4/21	at Alabama	4-7	L	--
4/23	ALABAMA	4-11	L	--
4/24	ALABAMA	4-3	W	--
5/1	at Ole Miss	2-3	L	--
5/2	at Ole Miss	4-3	W	--

Played in Greenwood, Miss.

5/8	vs. Ole Miss	3-1	W	(5)
5/9	OLE MISS	7-1	W	--
5/13	KENTUCKY	9-0	W	--
5/14	KENTUCKY	9-3	W	--
5/18	LSU	10-4	W	--
5/19	LSU	17-6	W	--
5/22	MISSISSIPPI COLLEGE	2-1	W	--
5/23	MISSISSIPPI COLLEGE	7-0	W	--

1926 18-12 (10-8 SoCon)

Head Coach: C.R. "Dudy" Noble

3/23	at Spring Hill College	2-0	W	--
3/24	at Spring Hill College	6-3	W	--
3/26	at Tulane	5-3	W	--
3/27	at Tulane	14-4	W	--
3/29	at LSU	12-4	W	--
4/2	ILLINOIS	4-5	L	--
4/3	ILLINOIS	4-6	L	--
4/5	IOWA	13-4	W	--
4/6	IOWA	2-4	L	--
4/12	MISSISSIPPI COLLEGE	4-1	W	--
4/13	MISSISSIPPI COLLEGE	10-5	W	--
4/16	LSU	11-3	W	--
4/17	LSU	7-9	L	--
4/20	at Mississippi College	4-0	W	--
4/21	at Mississippi College	17-2	W	--
4/26	OLE MISS	2-0	W	--
4/27	OLE MISS	7-6	W	--
5/1	at Alabama	3-6	L	--
5/2	at Alabama	8-6	W	--
5/3	ALABAMA	1-3	L	--
5/4	ALABAMA	5-4	W	--
5/10	ALABAMA	10-4	W	--
5/11	at Ole Miss	6-7	L	--
5/12	at Ole Miss	0-1	L	--
5/14	at Vanderbilt	1-2	L	--
5/15	at Vanderbilt	7-6	W	--
5/17	at Kentucky	2-6	L	--
5/18	at Kentucky	4-12	L	--
5/19	at Illinois	4-5	L	--
5/20	at Illinois	14-7	W	--

1927 13-8-1 (9-7 SoCon)

Head Coach: C.R. "Dudy" Noble

3/25	at Mercer	4-1	W	--
3/26	at Mercer	7-1	W	--
3/28	at Florida	2-0	W	--
3/30	at Florida	5-2	W	--
3/30	at Florida	5-4	W	--
4/1	at Georgia Tech	10-3	W	--
4/2	at Georgia Tech	7-5	W	--
4/8	WISCONSIN	5-4	W	--
4/11	ILLINOIS	6-6	T	--
4/12	ILLINOIS	2-4	L	--
4/15	IOWA	1-0	W	--
4/22	TULANE	15-1	W	--
4/23	TULANE	10-2	W	--
4/29	at Ole Miss	7-0	W	--
4/30	at Ole Miss	2-6	L	--
5/6	ALABAMA	1-10	L	--
5/7	ALABAMA	3-11	L	--
5/9	at Alabama	2-4	L	--
5/16	OLE MISS	2-3	L	--
5/17	OLE MISS	4-9	L	--
5/20	VANDERBILT	4-5	L	--
5/21	VANDERBILT	2-1	W	--

1928 12-8 (7-6 SoCon)

Head Coach: C.R. "Dudy" Noble

3/23	JERSEY CITY (Int'l League)	4-3	W	--
3/26	MERIDIAN (Cotton States)	7-10	L	--
4/2	ILLINOIS	0-1	L	--
4/3	ILLINOIS	10-2	W	--
4/7	IOWA	8-5	W	--
4/11	WISCONSIN	13-2	W	--
4/12	WISCONSIN	4-1	W	--
4/16	FLORIDA	6-2	W	--
4/17	FLORIDA	5-4	W	--
4/20	at Tulane	12-4	W	--
4/21	at Tulane	2-0	W	--
4/23	at LSU	0-1	L	--
4/24	at LSU	12-0	W	--
4/30	OLE MISS	1-3	L	--
5/1	OLE MISS	5-6	L	--
5/4	ALABAMA	7-9	L	--
5/5	ALABAMA	4-6	L	--
5/9	at Alabama	12-13	L	--
5/10	at Alabama	2-0	W	--
5/21	at Ole Miss	6-5	W	--

1929 9-6-3 (3-5 SoCon)

Head Coach: C.R. "Dudy" Noble

4/1	ILLINOIS	4-4	T	--
4/2	ILLINOIS	5-5	T	--
4/5	at Meridian (Cotton States)	1-0	W	--
4/6	at Meridian (Cotton States)	2-4	L	--
4/12	at Millsaps College	19-0	W	--
4/13	at Millsaps College	9-6	W	--
4/15	at Mississippi College	11-3	W	--
4/16	at Mississippi College	10-4	W	--
4/19	TULANE	4-4	T	--
5/1	MISSISSIPPI COLLEGE	1-0	W	--
5/6	at Alabama	0-2	L	--
5/7	at Alabama	8-7	W	--
5/10	ALABAMA	4-1	W	--
5/11	ALABAMA	4-2	W	--
5/16	at Ole Miss	1-2	L	--
5/17	at Ole Miss	4-5	L	--
5/20	OLE MISS	7-11	L	--
5/21	OLE MISS	4-7	L	--

1930 12-12 (6-7 SoCon)

Head Coach: C.R. "Dudy" Noble

3/29	at LSU	2-3	L	--
3/31	at Mississippi College	2-6	L	--
4/1	at Mississippi College	2-3	L	--
4/4	MILLSAPS COLLEGE	11-2	W	--
4/5	MILLSAPS COLLEGE	14-3	W	--
4/8	LSU	8-4	W	--
4/9	LSU	8-4	W	--
4/12	ILLINOIS	0-9	L	--
4/14	ILLINOIS	1-7	L	--
4/15	ILLINOIS	1-9	L	--
4/16	WISCONSIN	5-1	W	--
4/17	WISCONSIN	3-2	W	--
4/18	at Tulane	3-2	W	--
4/19	at Tulane	6-5	W	--
4/24	OLE MISS	8-3	W	--
4/25	OLE MISS	2-5	L	--
4/28	MISSISSIPPI COLLEGE	4-3	W	--
4/29	MISSISSIPPI COLLEGE	8-6	W	--
5/5	at Alabama	3-4	L	--
5/6	at Alabama	0-3	L	--
5/10	ALABAMA	3-4	L	(12)
5/10	ALABAMA	6-4	W	--
5/15	at Ole Miss	1-3	L	--
5/16	at Ole Miss	5-6	L	--



ALL-TIME RESULTS

1931 12-9 (8-5 SoCon)

Head Coach: C.R. "Dud" Noble

3/28	ILLINOIS	2-7	L	--
3/30	MICHIGAN STATE	3-4	L	--
4/3	ILLINOIS	2-5	L	--
4/4	ILLINOIS	3-10	L	--
4/10	at Mississippi College	14-4	W	--
4/11	at Mississippi College	15-6	W	--
4/13	at LSU	3-7	L	--
4/14	at LSU	8-2	W	--
4/17	MISSISSIPPI COLLEGE	8-4	W	--
4/18	MISSISSIPPI COLLEGE	4-3	W	--
4/20	LSU	1-2	L	--
4/28	at Ole Miss	11-9	W	--
4/29	at Ole Miss	7-5	W	--
5/1	KENTUCKY	6-3	W	--
5/2	KENTUCKY	17-3	W	--
5/4	ALABAMA	7-5	W	--
5/5	ALABAMA	3-2	W	--
5/8	at Alabama	3-7	L	--
5/9	at Alabama	1-5	L	--
5/14	OLE MISS	6-7	L	--
5/15	OLE MISS	5-2	W	--

1932 8-10 (6-8 SoCon)

Head Coach: C.R. "Dud" Noble

4/1	at Mississippi College	4-3	W	--
4/2	at Mississippi College	1-2	L	--
4/4	at LSU	6-7	L	--
4/5	at LSU	8-6	W	--
4/11	LSU	12-0	W	--
4/12	LSU	13-10	W	--
4/18	MISSISSIPPI COLLEGE	9-0	W	--
4/19	MISSISSIPPI COLLEGE	17-18	L	--
4/26	OLE MISS	11-2	W	--
4/27	OLE MISS	6-9	L	--
5/2	at Alabama	6-7	L	--
5/3	at Alabama	6-8	L	--
5/6	ALABAMA	2-4	L	--
5/7	ALABAMA	6-7	L	--
5/12	at Ole Miss	0-3	L	--
5/13	at Ole Miss	15-3	W	--
5/16	at Vanderbilt	3-0	W	--
5/17	at Vanderbilt	3-6	L	--

1933 10-5 (5-3 SEC)

Head Coach: C.R. "Dud" Noble

Played in Columbus, Miss.

3/25	vs. Nashville (Sou. League)	3-7	L	--
3/31	vs. Nashville (Sou. League)	2-1	W	--
4/7	at Mississippi College	4-0	W	--
4/8	at Mississippi College	15-0	W	--
4/10	at LSU *	3-0	W	--
4/11	at LSU *	9-2	W	--
4/17	MISSISSIPPI COLLEGE	7-4	W	--
4/18	MISSISSIPPI COLLEGE	5-4	W	--
4/21	LSU *	1-0	W	--
4/22	LSU *	17-5	W	--
4/25	BIRMINGHAM-SOUTHERN	3-7	L	--
5/1	ALABAMA *	0-4	L	--
5/2	ALABAMA *	2-5	L	--
5/6	at Alabama *	12-4	W	--
5/7	at Alabama *	3-9	L	--

1934 9-5 (8-4 SEC)

Head Coach: C.R. "Dud" Noble

4/6	at Mississippi College	4-6	L	--
4/7	at Mississippi College	8-2	W	--
4/9	at LSU *	11-2	W	--
4/13	KENTUCKY *	9-7	W	--
4/14	KENTUCKY *	11-4	W	--
4/20	LSU *	9-10	L	--
4/21	LSU *	25-6	W	--
4/25	OLE MISS *	4-2	W	--
4/26	OLE MISS *	7-2	W	--
4/30	ALABAMA *	3-5	L	--
5/1	ALABAMA *	4-3	W	--
5/4	at Alabama *	6-7	L	--
5/5	at Alabama *	4-5	L	--
5/10	at Ole Miss *	9-2	W	--

1935 8-3 (8-3 SEC)

Head Coach: C.R. "Dud" Noble

4/15	LSU *	15-5	W	--
4/16	LSU *	6-5	W	--
4/22	at LSU *	2-5	L	--
4/23	at LSU *	16-2	W	--
5/4	at Ole Miss *	12-2	W	--
5/5	at Ole Miss *	6-0	W	--
5/9	ALABAMA *	6-3	W	--
5/10	ALABAMA *	0-17	L	--
5/11	OLE MISS *	4-0	W	--
5/12	OLE MISS *	2-1	W	--
5/14	at Alabama *	1-2	L	--

1936 8-5-1 (6-4-1 SEC)

Head Coach: C.R. "Dud" Noble

3/28	MINNESOTA	0-3	L	--
4/3	PURDUE	4-3	W	--
4/4	PURDUE	14-3	W	--
4/7	at LSU *	0-6	L	--
4/20	LSU *	4-3	W	--
4/21	LSU *	2-3	L	--
4/29	at Ole Miss *	13-4	W	--
4/30	at Ole Miss *	10-5	W	--
5/4	at Alabama *	5-13	L	--
5/5	at Alabama *	3-13	L	--
5/8	ALABAMA *	3-2	W	--
5/9	ALABAMA *	5-5	T (11)	--
5/13	OLE MISS *	5-2	W	--
5/14	OLE MISS *	13-10	W	--

1937 11-4 (8-3 SEC)

Head Coach: C.R. "Dud" Noble

3/22	MINNESOTA	12-6	W	--
3/23	MINNESOTA	10-6	W	--
3/31	at LSU *	5-1	W	--
4/1	at LSU *	10-4	W	--
4/9	NORTHWESTERN	27-3	W	--
4/10	NORTHWESTERN	2-3	L	--
4/16	LSU *	5-4	W	--
4/17	LSU *	13-2	W	--
4/26	OLE MISS *	7-6	W	--
4/27	OLE MISS *	7-0	W	--
5/3	ALABAMA *	6-2	W	--
5/7	at Alabama *	7-9	L	--
5/8	at Alabama *	3-11	L	--
5/14	at Ole Miss *	4-6	L	--
5/15	at Ole Miss *	4-3	W	--

1938 5-7 (3-7 SEC)

Head Coach: C.R. "Dud" Noble

3/26	MINNESOTA	3-2	W	--
3/28	MINNESOTA	2-1	W	--
4/19	at LSU *	4-1	W	--
4/20	at LSU *	1-8	L	--
4/25	at Ole Miss *	3-4	L	--
4/26	at Ole Miss *	4-5	L	--
5/2	at Alabama *	0-10	L	--
5/3	at Alabama *	4-9	L	--
5/6	ALABAMA *	6-5	W	--
5/7	ALABAMA *	3-4	L	--
5/11	OLE MISS *	6-8	L	--
5/12	OLE MISS *	6-2	W	--

1939 7-10 (4-9 SEC)

Head Coach: C.R. "Dud" Noble

4/3	MINNESOTA	9-5	W	--
4/4	MINNESOTA	4-5	L	--
4/7	NORTHWESTERN	17-2	W	--
4/8	NORTHWESTERN	7-2	W	--
4/14	at LSU *	3-8	L	--
4/15	at LSU *	1-4	L	--
4/18	AUBURN *	1-4	L	--
4/19	AUBURN *	2-8	L	--
4/24	LSU *	4-5	L	--
5/4	OLE MISS *	4-11	L	--
5/5	OLE MISS *	0-3	L	--
5/8	ALABAMA *	2-1	W	--
5/9	ALABAMA *	7-4	W	--
5/11	at Alabama *	6-11	L	--
5/12	at Alabama *	7-4	W	--
5/15	at Ole Miss *	0-1	L	--
5/16	at Ole Miss *	7-1	W	--

1940 5-9 (4-7 SEC)

Head Coach: C.R. "Dud" Noble

3/28	MINNESOTA	1-7	L	--
3/29	MINNESOTA	3-4	L (6)	--
4/5	ILLINOIS STATE	9-4	W	--
4/12	at LSU *	0-7	L	--
4/13	at LSU *	2-8	L	--
4/20	LSU *	5-21	L	--
4/30	at Ole Miss *	1-5	L	--
5/1	at Ole Miss *	10-5	W	--
5/6	at Alabama *	8-12	L	--
5/7	at Alabama *	5-11	L	--
5/9	ALABAMA *	7-3	W	--
5/10	ALABAMA *	3-7	L	--
5/14	OLE MISS *	8-4	W	--
5/15	OLE MISS *	14-9	W	--

1941 8-9 (7-8 SEC)

Head Coach: C.R. "Dud" Noble

3/27	MINNESOTA	1-7	L	--
3/28	MINNESOTA	6-3	W	--
4/4	at LSU *	14-0	W	--
4/5	at LSU *	2-10	L	--
4/14	TULANE *	4-2	W	--
4/15	TULANE *	10-0	W	--
4/21	LSU *	4-1	W	--
4/22	LSU *	5-4	W	--
4/24	KENTUCKY *	29-2	W	--
4/29	OLE MISS *	0-6	L	--
4/30	OLE MISS *	7-10	L	--
5/5	ALABAMA *	3-6	L	--
5/6	ALABAMA *	4-5	L	--
5/9	at Alabama *	1-13	L	--
5/10	at Alabama *	3-9	L	--
5/14	at Ole Miss *	4-2	W	--
5/15	at Ole Miss *	5-7	L	--

1942 8-6-1 (7-6-1 SEC)

Head Coach: C.R. "Dud" Noble

4/10	at LSU *	1-0	W	--
4/11	at LSU *	2-3	L	--
4/13	at Tulane *	4-3	W	--
4/14	at Tulane *	3-2	W	--
4/20	LSU *	1-4	L	--
4/21	LSU *	26-3	W	--
4/28	at Ole Miss *	6-7	L	--
4/29	at Ole Miss *	7-0	W	--
	Columbus Air Base	13-3	W	--
5/4	at Alabama *	1-9	L	--
5/5	at Alabama *	1-4	L	--
5/8	ALABAMA *	5-8	L	--
5/9	ALABAMA *	9-8	W	--
5/13	OLE MISS *	3-0	W	--
5/14	OLE MISS *	5-5	T (12)	--

ALL-TIME RESULTS



1943 3-9 (3-9 SEC)

Head Coach: C.R. "Dud" Noble

4/5	at LSU *	3-6	L	--
4/6	at LSU *	0-4	L	--
4/10	TULANE *	7-9	L	--
4/10	TULANE *	1-2	L	--
4/19	LSU *	5-16	L	--
4/20	LSU *	6-5	W	--
4/23	ALABAMA *	10-29	L	--
4/24	ALABAMA *	6-3	W	--
4/29	at Ole Miss *	4-3	W	--
4/30	at Ole Miss *	4-8	L	--
5/7	at Alabama *	2-4	L	--
5/8	at Alabama *	4-12	L	--

1944 (NO TEAM)

1945 (NO TEAM)

1946 2-10 (2-9 SEC)

Head Coach: C.R. "Dud" Noble

4/5	at LSU *	0-21	L	--
4/6	at LSU *	1-19	L	--
4/8	at Tulane *	11-9	W	--
4/9	at Tulane *	19-13	W	--
4/15	LSU *	6-9	L	--
4/16	LSU *	1-12	L	--
4/20	BRADLEY	0-4	L	--
4/29	at Alabama *	1-20	L	--
4/30	at Alabama *	8-10	L	--
5/3	ALABAMA *	1-12	L	--
5/4	ALABAMA *	12-13	L	--
5/10	at Ole Miss *	1-13	L	--

1947 8-8 (7-8 SEC)

Head Coach: C.R. "Dud" Noble

3/31	TULANE	8-0	W	--
4/4	at LSU *	9-5	W	--
4/5	at LSU *	4-5	L	--
4/9	SOUTHERN MISS	9-6	W	--
4/16	AUBURN *	1-4	L	--
4/18	LSU *	5-13	L	--
4/19	LSU *	7-4	W	--
4/24	at Ole Miss *	3-4	L	--
4/28	at Alabama *	1-3	L	--
4/29	at Alabama *	3-6	L	--
5/2	ALABAMA *	5-8	L	--
5/3	ALABAMA *	10-4	W	--
5/9	at Auburn *	7-1	W	--
5/10	at Auburn *	9-6	W	--
5/14	OLE MISS *	2-4	L	--
5/15	OLE MISS *	11-1	W	--

1948 17-6 (12-5 SEC)

SEC Champions

Head Coach: R.P. Patty

3/24	ILLINOIS	5-10	L	--
3/25	ILLINOIS	8-1	W	--
3/29	BRADLEY	4-3	W	--
4/2	at LSU *	5-3	W	--
4/3	at LSU *	16-17	L	--
4/5	at Tulane *	5-6	L	--
4/6	at Tulane *	3-8	L	--
4/9	FLORIDA *	8-7	W	--
4/16	LSU *	6-2	W	--
4/17	LSU *	15-8	W	--
4/22	OLE MISS *	6-5	W	--
4/23	OLE MISS *	17-5	W	--
4/26	ALABAMA *	6-3	W	--
4/27	ALABAMA *	8-6	W	--
4/30	at Alabama *	0-9	L	--
5/1	at Alabama *	5-7	L	--
5/4	at Florida *	15-3	W	--
5/5	at Florida *	7-5	W	--
5/10	at Ole Miss *	6-5	W	(10)
5/11	at Ole Miss *	18-4	W	--

SEC Playoffs

5/27	AUBURN	6-2	W	--
5/28	AUBURN	8-5	W	--
5/31	at Auburn	4-3	W	--

1949 19-6 (13-3 SEC)

SEC Champions

Head Coach: R.P. Patty

4/4	TULANE *	11-2	W	--
4/5	TULANE *	10-2	W	--
4/8	at LSU *	9-7	W	--
4/9	at LSU *	9-7	W	--
4/15	LSU *	7-2	W	--
4/16	LSU *	16-4	W	--
4/18	at Alabama *	1-10	L	--
4/19	at Alabama *	7-4	W	--
4/25	DELTA STATE	3-1	W	--
4/26	DELTA STATE	9-2	W	--
4/29	OLE MISS *	7-2	W	--
4/30	OLE MISS *	10-3	W	--
5/6	ALABAMA *	7-3	W	--
5/7	ALABAMA *	3-8	L	--
5/9	at Ole Miss *	6-2	W	--
5/10	at Ole Miss *	6-5	W	--
5/13	at Tulane *	2-7	L	--
5/14	at Tulane *	10-4	W	--

SEC Playoffs

5/27	KENTUCKY *	6-3	W	--
5/28	KENTUCKY *	9-2	W	--
5/31	at Kentucky *	2-3	L	--
6/1	at Kentucky *	7-5	W	--

NCAA District III Tournament (Charlotte, N.C.)

--	Richmond	6-2	W	--
--	Wake Forest	3-4	L	(13)
--	Kentucky	2-5	L	--

1950 13-6 (9-5 SEC)

Head Coach: R.P. Patty

3/31	at LSU *	2-11	L	--
4/7	ILLINOIS WESLEYAN	7-6	W	--
4/10	MEMPHIS	14-2	W	--
4/11	MEMPHIS	11-1	W	--
4/17	LSU *	3-4	L	--
4/18	LSU *	5-2	W	--
4/18	LSU *	7-1	W	--
4/21	at Alabama *	3-6	L	--
4/22	at Alabama *	1-0	W	--
4/24	TULANE *	14-5	W	--
4/25	TULANE *	22-10	W	--
4/27	OLE MISS *	5-4	W	--
4/28	OLE MISS *	2-3	L	--
5/3	DELTA STATE	6-8	L	--
5/4	DELTA STATE	11-1	W	--
5/10	at Ole Miss *	6-4	W	--
5/11	at Ole Miss *	11-5	W	--
5/15	ALABAMA *	5-11	L	--
5/16	ALABAMA *	4-3	W	--

1951 11-9 (6-9 SEC)

Head Coach: R.P. Patty

3/23	at Mississippi College	23-9	W	--
3/23	at Mississippi College	19-3	W	--
3/24	at Northwestern State	6-2	W	--
3/30	at Tulane *	6-16	L	--
3/30	at Tulane *	6-4	W	--
4/2	WHEATON	9-8	W	--
4/3	WHEATON	6-2	W	--
4/13	ALABAMA *	17-10	W	--
4/14	ALABAMA *	3-5	L	--
4/18	TULANE *	9-4	W	--
4/19	TULANE *	6-1	W	--
4/20	LSU *	2-16	L	--
4/24	at Alabama *	3-4	L	--
4/25	at Alabama *	2-4	L	--
4/27	at VANDERBILT *	7-2	W	--
4/28	at VANDERBILT *	6-3	W	--
5/4	OLE MISS *	0-6	L	--
5/5	OLE MISS *	5-9	L	--
5/11	at Ole Miss *	5-6	L	--
5/12	at Ole Miss *	2-8	L	--

1952 12-11 (6-9 SEC)

Head Coach: R.P. Patty

3/21	ALABAMA *	5-6	L	--
3/22	ALABAMA *	2-3	L	(11)
--	MEMPHIS	14-3	W	--
--	MEMPHIS	13-6	W	--
4/14	MERIDIAN (Cotton States)	7-2	W	--
4/16	at LSU *	0-4	L	--
4/17	at LSU *	9-10	L	--
4/18	at Tulane *	1-4	L	--
4/19	at Tulane *	5-6	L	--
4/23	LSU *	6-7	L	--
4/24	LSU *	8-7	W	--
4/25	TULANE *	6-7	L	--
4/26	TULANE *	18-7	W	--
4/30	at Ole Miss *	14-1	W	--
5/1	at Ole Miss *	5-9	L	--
5/5	VANDERBILT *	5-4	W	--
5/6	VANDERBILT *	11-4	W	--
5/9	OLE MISS *	7-0	W	--
--	at Mississippi College	12-2	W	--
--	at Mississippi College	3-2	W	--
--	MERIDIAN	2-1	W	--
--	MERIDIAN	2-3	L	--
--	MERIDIAN	0-4	L	--



ALL-TIME RESULTS

1953 15-7 (12-3 SEC)

Head Coach: R.P. Patty

3/27	at Alabama *	6-1	W	--
3/28	at Alabama *	5-1	W	--
4/3	at LSU *	13-0	W	--
4/4	at LSU *	2-1	W	--
4/6	at Mississippi College	18-2	W	--
4/7	at Mississippi College	7-0	W	--
4/10	OLE MISS *	3-11	L	--
4/11	OLE MISS *	2-1	W	--
4/17	TULANE *	5-2	W	--
4/18	TULANE *	16-4	W	--
4/20	LSU *	16-7	W	--
4/21	LSU *	4-11	L	--
4/24	ALABAMA *	3-0	W	--
5/1	VANDERBILT *	8-0	W	--
5/2	VANDERBILT *	12-11	W	--
5/8	at Ole Miss *	5-1	W	--
5/9	at Ole Miss *	5-6	L	--

SEC Playoffs

5/12	GEORGIA	7-3	L	--
5/13	GEORGIA	0-1	L	--

NCAA District III Tournament (Durham, N.C.)

6/2	Duke	3-9	L	--
6/3	Rollins	6-5	W	--
6/3	Duke	4-5	L	--

1954 9-7 (7-7 SEC)

Head Coach: R.P. Patty

3/26	NORTHERN ILLINOIS	12-3	W	--
4/2	at LSU *	7-6	W	(10)
4/3	at LSU *	4-7	L	--
4/5	at Tulane *	4-10	L	--
4/6	at Tulane *	1-4	L	--
4/14	TULANE *	6-1	W	--
4/15	TULANE *	7-6	W	--
4/16	LSU *	7-1	W	--
4/17	LSU *	2-1	W	--
4/19	ARKANSAS STATE	13-3	W	--
4/26	at Alabama *	0-3	L	--
4/27	at Alabama *	7-4	W	--
5/12	OLE MISS *	2-4	L	--
5/13	OLE MISS *	5-6	L	--
5/7	ALABAMA *	9-18	L	--
5/8	ALABAMA *	5-2	W	--

1955 9-10 (7-9 SEC)

Head Coach: R.P. Patty

3/24	ALABAMA	2-3	L	--
3/25	ALABAMA *	6-5	W	--
3/28	at Alabama *	2-5	L	--
3/29	at Alabama *	3-5	L	--
4/1	LSU *	4-9	L	--
4/2	LSU *	3-2	W	--
4/8	at Mississippi College	5-1	W	--
4/11	TULANE *	6-9	L	--
4/11	TULANE *	2-0	W	--
4/15	LOYOLA	6-10	L	--
4/16	LOYOLA	7-5	W	--
4/22	at LSU *	12-4	W	--
4/23	at LSU *	13-10	W	--
4/25	at Tulane *	5-9	L	--
4/26	at Tulane *	20-13	W	--
5/2	at Ole Miss *	5-4	W	--
5/3	at Ole Miss *	2-4	L	--
5/6	OLE MISS *	4-9	L	--
5/7	OLE MISS *	4-10	L	--

1956 11-9 (6-9 SEC)

Head Coach: R.P. Patty

--	at Mississippi College	4-2	W	--
--	at Mississippi College	9-0	W	--
--	MISSISSIPPI COLLEGE	15-5	W	--
--	MISSISSIPPI COLLEGE	5-4	W	--
--	TULANE *	1-8	L	--
--	TULANE *	12-0	W	--
--	TULANE *	4-2	W	--
--	ILLINOIS WESLEYAN	4-3	W	--
--	at Vanderbilt *	27-8	W	--
--	at Vanderbilt *	9-4	W	--
--	at Ole Miss *	3-9	L	--
--	at Ole Miss *	2-14	L	--
--	ALABAMA *	2-4	L	--
--	ALABAMA *	3-6	L	--
--	ALABAMA *	4-1	W	--
--	at LSU *	0-3	L	--
--	at LSU *	10-1	W	--
--	at LSU *	2-5	L	--
--	OLE MISS *	2-6	L	--
--	OLE MISS *	5-8	L	--

1957 13-5 (10-5 SEC)

Head Coach: Paul Gregory

3/20	at Southeastern Louisiana	1-0	W	--
3/20	at Tulane *	3-4	L	(12)
3/23	at Tulane *	4-0	W	--
3/29	MISSISSIPPI COLLEGE	17-3	W	--
3/30	MISSISSIPPI COLLEGE	10-2	W	--
4/5	VANDERBILT *	9-3	W	--
4/6	VANDERBILT *	9-1	W	--
4/6	VANDERBILT *	9-0	W	--
4/12	OLE MISS *	6-5	W	--
4/13	OLE MISS *	6-3	W	--
4/19	at Alabama *	0-3	L	--
4/20	at Alabama *	1-2	L	--
4/20	at Alabama *	7-1	W	--
4/26	LSU *	4-1	W	--
4/27	LSU *	4-1	W	--
4/27	LSU *	0-2	L	--
5/3	at Ole Miss *	4-5	L	--
5/4	at Ole Miss *	4-3	W	--

1958 14-10 (8-6 SEC)

Head Coach: Paul Gregory

3/24	ARKANSAS STATE	8-1	W	--
3/25	ARKANSAS STATE	3-2	W	--
3/29	at LSU *	5-2	W	--
3/39	at LSU *	3-7	L	--
3/31	at Tulane *	22-4	W	--
4/1	at Tulane *	8-9	L	--
4/2	at Loyola	5-6	L	--
4/3	at Southeastern Louisiana	3-2	W	--

Played in Ponchatoula, La.

4/4	vs. Northern Illinois	14-6	W	--
4/5	vs. ULM	19-2	W	--
4/7	ARKANSAS *	0-1	L	--
4/8	ARKANSAS *	8-9	L	--
4/11	MEMPHIS	12-6	W	--
4/12	MEMPHIS	3-6	L	--
4/14	TULANE *	7-0	W (Forfeit)	--
4/15	TULANE *	10-1	W	--
4/18	ALABAMA *	0-7	L	--
4/19	ALABAMA *	5-4	W	--
4/30	at Alabama *	3-1	W	--
5/1	at Alabama *	2-3	L	--
5/5	LSU *	1-3	L	--
5/6	LSU *	5-7	L	--
5/9	OLE MISS *	6-5	W	--
5/10	OLE MISS *	7-5	W	--

1959 12-13 (5-10 SEC)

Head Coach: Paul Gregory

3/25	at Louisiana Tech	2-4	L	--
Northeast Louisiana Tournament (Monroe, La.)				
3/26	vs. Northwestern State	2-1	W	--
--	at ULM	3-2	W	--
--	vs. LSU	0-10	L	--
--	vs. Northwestern State	9-0	W	--
--	at ULM	0-1	L	--
--	vs. LSU	7-0	W	--
3/30	TULANE *	1-4	L	--
3/31	TULANE *	9-1	W	--
4/3	at Tulane *	11-0	W	--
4/4	at Tulane *	3-11	L	--
4/6	at LSU *	8-6	W	--
4/7	at LSU *	4-6	L	--
4/8	at Southeastern Louisiana	10-6	W	--
4/13	LSU *	3-2	W	--
4/14	LSU *	4-3	W	--
4/18	OLE MISS *	1-11	L	--
4/24	at Alabama *	2-6	L	--
4/25	at Alabama *	5-8	L	--
5/1	MEMPHIS	3-1	W	--
5/2	MEMPHIS	7-2	W	--
5/9	ALABAMA *	4-6	L	(12)
5/9	ALABAMA *	4-5	L	--
5/15	at Ole Miss *	2-4	L	--
5/16	at Ole Miss *	2-6	L	--

1960 16-11 (8-8 SEC)

Head Coach: Paul Gregory

3/18	MISSISSIPPI COLLEGE	8-1	W	--
3/19	MISSISSIPPI COLLEGE	9-4	W	(8)
3/25	ILLINOIS WESLEYAN	6-2	W	--
3/26	ILLINOIS WESLEYAN	17-7	W	--
4/1	LSU *	6-5	W	--
4/2	LSU *	7-8	L	--
4/4	TULANE *	10-2	W	--
4/5	TULANE *	16-0	W	--
4/8	at Ole Miss *	0-8	L	--
4/9	at Ole Miss *	1-14	L	--
4/11	at Tulane *	0-1	L	--
4/12	at Tulane *	6-0	W	--
Northeast Louisiana Tournament (Monroe, La.)				
4/14	vs. LSU	4-6	L	--
4/14	vs. Northwestern State	3-1	W	--
4/15	at ULM	5-2	W	--
4/15	vs. Arkansas	3-2	W	--
4/16	vs. Baylor	14-2	W	--
4/18	at LSU *	2-1	W	--
4/19	at LSU *	10-9	W	--
4/22	MEMPHIS	2-4	L	--
4/23	MEMPHIS	3-9	L	--
4/29	ALABAMA *	6-7	L	--
4/30	ALABAMA *	7-9	L	--
5/6	OLE MISS *	18-4	W	--
5/7	OLE MISS *	3-4	L	--
5/11	at Alabama *	9-5	W	--
5/12	at Alabama *	2-7	L	--

1961 12-7 (7-6 SEC)

Head Coach: Paul Gregory

3/24	at LSU *	2-4	L	--
3/25	at LSU *	8-4	W	--
4/7	ALABAMA *	7-5	W	--
4/8	ALABAMA *	2-8	L	--
4/10	at Alabama *	10-1	W	--
4/11	at Alabama *	5-3	W	--
4/14	OLE MISS *	4-5	L	--
4/15	OLE MISS *	9-2	W	--
4/17	MEMPHIS	4-3	W	--
4/18	MEMPHIS	19-0	W	--
4/21	LSU *	2-3	L	--
4/22	LSU *	2-4	L	--
4/24	TULANE *	16-3	W	--
4/25	TULANE *	8-3	W	--
4/28	DELTA STATE	5-4	W	--
4/29	DELTA STATE	10-1	W	--
5/1	at Arkansas State	6-1	W	--
5/2	at Arkansas State	2-3	L	--
5/5	OLE MISS *	4-5	L	--

ALL-TIME RESULTS



1962 21-5-1 (14-1-1 SEC)

Head Coach: Paul Gregory

3/6	ULM	3-1	W	--
3/6	ULM	6-7	L	--
--	ARKANSAS STATE	8-1	W	--
--	ARKANSAS STATE	19-0	W	--
--	ILLINOIS WESLEYAN	9-1	W	--
--	ILLINOIS WESLEYAN	11-3	W	--
3/30	TULANE *	3-0	W	--
3/31	TULANE *	8-1	W	--
4/6	at Alabama *	3-2	W	--
4/7	at Alabama *	8-3	W	--
4/9	ALABAMA *	9-5	W	--
4/10	ALABAMA *	9-0	W	--
4/13	at LSU *	3-4	L	--
4/14	at LSU *	5-3	W	--
4/16	at Tulane *	6-1	W	--
4/17	at Tulane *	2-2	T	--
4/20	MEMPHIS	8-23	L	--
4/21	MEMPHIS	10-1	W	--
4/23	OLE MISS *	5-1	W	--
4/24	OLE MISS *	6-1	W	--
4/27	LSU *	3-2	W	--
4/28	LSU *	4-3	W	--
5/4	at Ole Miss *	4-1	W	--
5/5	at Ole Miss *	5-0	W	--

SEC Playoffs

--	at Florida	3-8	L	--
--	FLORIDA	3-2	W	--
--	FLORIDA	7-8	L	--

1963 17-11 (9-7 SEC)

Head Coach: Paul Gregory

Loyola Coca-Cola Invitational (New Orleans, La.)

3/14	vs. LSU	1-2	L	--
3/15	vs. Illinois	2-0	W	--
3/16	at Loyola	4-5	L	--
3/22	ARKANSAS STATE	9-1	W	--
3/23	ARKANSAS STATE	12-2	W	--
3/25	at Alabama *	1-0	W	--
3/26	at Alabama *	19-5	W	--
3/29	ILLINOIS WESLEYAN	7-5	W	--
3/30	ILLINOIS WESLEYAN	6-3	W	--
4/1	SOUTHERN MISS	8-4	W	--
4/2	SOUTHERN MISS	6-3	W	--
4/5	LSU *	3-6	L	--
4/6	LSU *	1-4	L	--
4/12	ALABAMA *	6-5	W	--
4/13	ALABAMA *	10-4	W	--
4/15	at Ole Miss *	0-5	L	--
4/16	at Ole Miss *	1-6	L	--
4/19	TULANE *	13-1	W	--
4/20	TULANE *	8-3	W	--
4/22	at Arkansas State	6-0	W	--
4/23	at Arkansas State	1-3	L	--
4/25	at Southern Miss	5-3	W	--
4/26	at Tulane *	8-10	L	--
4/27	at Tulane *	9-2	W	--
4/29	at LSU *	4-8	L	(12)
4/30	at LSU *	3-7	L	--
5/3	OLE MISS *	5-3	W	--
5/4	OLE MISS *	5-6	L	(15)

1964 17-12 (7-7 SEC)

Head Coach: Paul Gregory

3/16	ARKANSAS STATE	7-0	W	9
3/17	ARKANSAS STATE	21-1	W	9
3/20	ALABAMA *	5-3	W	9
3/21	ALABAMA *	4-7	L	9
3/23	NICHOLLS STATE	1-0	W	9
3/24	NICHOLLS STATE	5-3	W	9
Florida State Invitational (Tallahassee, Fla.)				
3/27	vs. North Carolina	3-2	W	9
3/27	at Florida State	1-7	L	9
3/28	vs. ULM	4-1	W	9
3/30	at Florida *	10-2	W	9
3/31	at Florida *	1-6	L	9
4/2	SOUTHERN MISS	6-10	L	9
4/3	ILLINOIS WESLEYAN	7-2	W	9
4/4	ILLINOIS WESLEYAN	5-1	W	9
4/6	at Arkansas State	3-0	W	9
4/7	at Arkansas State	4-7	L	9
4/10	LSU *	11-5	W	9
4/11	LSU *	2-5	L	9
4/17	at Alabama *	4-14	L	9
4/18	at Alabama *	3-4	L	9
4/20	OLE MISS *	5-7	L	9
4/21	OLE MISS *	0-8	L	9
4/24	TULANE *	8-1	W	(8)
4/30	at Southern Miss	1-3	L	9
5/1	at Tulane *	4-1	W	(7)
5/2	at Tulane *	2-0	W	9
5/4	at LSU *	14-2	W	9
5/5	at LSU *	4-14	L	9
5/8	at Ole Miss *	5-2	W	(10)

1965 16-10 (11-4 SEC)

SEC Champion

Head Coach: Paul Gregory

3/26	at Southern Miss	0-2	L	9
4/2	LSU *	5-2	W	9
4/7	ILLINOIS WESLEYAN	3-7	L	(7)
4/8	ILLINOIS WESLEYAN	11-2	W	(7)
4/9	ALABAMA *	11-0	W	9
4/10	ALABAMA *	0-1	L	9
--	DELTA STATE	0-1	L	9
--	DELTA STATE	6-1	W	9
4/16	at Ole Miss *	17-13	W	(11)
4/17	at Ole Miss *	8-6	W	9
4/19	TULANE *	2-7	L	9
4/20	TULANE *	1-0	W	9
4/23	at LSU *	0-6	L	9
4/24	at LSU *	5-0	W	9
4/26	at Tulane *	5-4	W	9
4/27	at Tulane *	2-0	W	9
5/3	at Alabama *	3-2	W	9
5/4	at Alabama *	1-0	W	9
5/7	OLE MISS *	9-3	W	9
5/8	OLE MISS *	7-10	L	9
SEC Playoffs				
--	AUBURN	10-1	W	9
--	at Auburn	2-3	L	9
--	at Auburn	2-1	W	(10)

NCAA District III Tournament (Gastonia, N.C.)

5/27	vs. Florida State	6-3	W	9
5/28	vs. Furman	2-5	L	9
5/28	vs. Florida State	2-6	L	9

1966 20-11 (11-4 SEC)

SEC Champion

Head Coach: Paul Gregory

Florida State Invitational (Tallahassee, Fla.)

3/21	at Florida State	2-24	L	9
3/21	vs. Auburn	2-4	L	9
3/22	vs. Auburn	6-5	W	9
--	ARKANSAS STATE	9-1	W	9
--	ARKANSAS STATE	7-3	W	9
--	DELTA STATE	3-2	W	9
--	at Delta State	4-5	L	9
4/1	ALABAMA *	5-1	W	9
4/2	ALABAMA *	2-1	W	(14)
4/4	LSU *	9-2	W	9
4/5	LSU *	3-0	W	9
4/8	at Alabama *	7-9	L	9
4/9	at Alabama *	4-1	W	9
4/11	ARKANSAS *	9-3	W	9
4/12	ARKANSAS *	18-0	W	9
4/15	at Tulane *	7-3	W	9
4/16	at Tulane *	6-9	L	9
4/19	at LSU *	9-1	W	(7)
4/19	at LSU *	1-0	W	(7)
4/22	OLE MISS *	0-2	L	9
4/23	OLE MISS *	2-1	W	9
4/29	TULANE *	10-3	W	9
--	at Memphis	2-3	L	9
--	at Memphis	2-3	L	9
5/6	at Ole Miss *	6-1	W	9
5/7	at Ole Miss *	0-5	L	9

SEC Playoffs

5/11	at TENNESSEE	7-4	W	9
5/14	TENNESSEE	9-3	W	9

NCAA District III Tournament (Gastonia, N.C.)

6/2	vs. Florida State	4-3	W	9
6/3	vs. North Carolina	4-5	L	9
6/3	vs. Florida State	0-7	L	9

1967 17-14 (9-9 SEC)

Head Coach: Paul Gregory

Riverside National Tournament (Riverside, Calif.)

3/20	vs. BYU	2-4	L	9
3/21	at UC Riverside	5-4	W	(10)
3/21	vs. Yale	7-6	W	9
3/22	vs. UCLA	10-12	L	9
3/23	vs. Wyoming	5-2	W	9
3/24	vs. Washington	5-3	W	9
3/25	vs. Ohio State	11-4	W	9
3/31	at Ole Miss *	0-7	L	7
3/31	at Ole Miss *	0-1	L	7
4/1	at Ole Miss *	9-6	W	9
4/3	ILLINOIS WESLEYAN	5-3	W	9
4/3	ILLINOIS WESLEYAN	6-5	W	(11)
4/7	LSU *	3-1	W	7
4/7	LSU *	3-1	W	7
4/8	LSU *	8-9	L	9
4/10	SOUTHERN MISS	7-8	L	9
4/11	SOUTHERN MISS	4-2	W	9
4/14	ALABAMA *	4-0	W	7
4/14	ALABAMA *	4-1	W	7
4/15	ALABAMA *	0-5	L	9
4/16	at Arkansas State	2-5	L	9
4/17	at Arkansas State	2-3	L	9
4/21	at LSU *	2-0	W	7
4/21	at LSU *	3-6	L	7
4/22	at LSU *	3-5	L	9
4/28	at Alabama *	1-8	L	7
4/28	at Alabama *	3-2	W	7
4/29	at Alabama *	2-4	L	9
5/5	OLE MISS *	2-1	W	7
5/5	OLE MISS *	3-0	W	7
5/6	OLE MISS *	3-13	L	9



ALL-TIME RESULTS

1968 16-17 (7-10 SEC)

Head Coach: Paul Gregory

3/11	CLEMSON	3-6	L	7
3/12	CLEMSON	1-2	L	7
Riverside National Tournament (Riverside, Calif.)				
3/18	at UC Riverside	10-0	W	9
3/19	vs. BYU	1-3	L	9
3/20	vs. Kansas	11-4	W	9
3/20	vs. Tennessee	4-1	W	9
3/22	vs. Pittsburgh	2-1	W	9
3/22	vs. Oregon	5-6	L	9
3/23	vs. UCLA	6-12	L	9
3/25	ARKANSAS STATE	0-1	L	9
3/26	ARKANSAS STATE	6-5	W	9
3/29	ILLINOIS WESLEYAN	5-0	W	9
3/30	ILLINOIS WESLEYAN	4-1	W	9
4/5	OLE MISS *	2-1	W	7
4/5	OLE MISS *	1-2	L	7
4/6	OLE MISS *	1-4	L	9
4/12	ARKANSAS	19-11	W	9
4/15	SOUTHERN MISS	2-4	L	9
4/16	SOUTHERN MISS	4-3	W	9
4/19	at Alabama *	5-3	W	9
4/19	at Alabama *	2-3	L	7
4/20	at Alabama *	11-5	W	9
4/22	LSU *	3-4	L (8)	
4/22	LSU *	2-7	L	7
4/23	LSU *	3-2	W	9
4/26	ALABAMA *	8-7	W	7
4/26	ALABAMA *	0-11	L	7
4/27	ALABAMA *	0-6	L	9
5/3	at LSU *	6-3	W	9
5/3	at LSU *	0-4	L	9
5/4	at LSU *	3-4	L (11)	
5/10	at Ole Miss *	8-2	W	7
5/11	at Ole Miss *	1-4	L	7

1969 20-10 (11-7 SEC)

Head Coach: Paul Gregory

3/24	TENNESSEE *	7-10	L	9
3/25	TENNESSEE *	2-8	L	9
3/29	INDIANA STATE	1-0	W	9
3/29	INDIANA STATE	13-2	W	9
4/1	at Loyola	5-0	W	9
4/1	at Loyola	5-3	W	9
4/4	ILLINOIS WESLEYAN	7-5	W	9
4/5	ILLINOIS WESLEYAN	3-6	L	9
4/7	at Ole Miss *	0-4	L	9
4/7	at Ole Miss *	1-2	L	9
4/8	at Ole Miss *	3-4	L	9
4/11	ALABAMA *	4-3	W (12)	
4/11	ALABAMA *	4-1	W	9
4/12	ALABAMA *	2-1	W (15)	
4/18	LSU *	4-2	W	9
4/18	LSU *	4-6	L	9
4/19	LSU *	3-2	W	9
4/22	SOUTHERN MISS	7-4	W	9
4/23	SOUTHERN MISS	12-1	W	9
4/25	at Alabama *	0-4	L	9
4/25	at Alabama *	1-3	L	9
4/26	at Alabama *	6-2	W	9
4/28	at Arkansas State	5-1	W	9
4/29	at Arkansas State	3-0	W	9
5/2	at LSU *	3-0	W	9
5/2	at LSU *	3-5	L	9
5/3	at LSU *	10-4	W	9
5/9	OLE MISS *	2-0	W	9
5/10	OLE MISS *	11-5	W	9
5/10	OLE MISS *	10-3	W	9

1970 32-8 (11-4 SEC)

SEC Champion

Head Coach: Paul Gregory

3/10	CHRISTIAN BROTHERS	7-1	W	9
3/10	CHRISTIAN BROTHERS	1-3	L	7
3/12	LOYOLA	6-1	W	9
3/14	LOYOLA	5-1	W	7
3/17	MEMPHIS	3-0	W	9
3/18	MEMPHIS	3-2	W	9
3/23	at Memphis	6-1	W	9
3/24	at Memphis	3-1	W (11)	
3/26	NEW ORLEANS	11-2	W	9
3/27	NEW ORLEANS	7-1	W	9
--	NEW ORLEANS	8-4	W	9
4/3	OLE MISS *	4-0	W	7
4/3	OLE MISS *	1-4	L	9
4/4	OLE MISS *	9-1	W	9
4/6	at Southern Miss	3-1	W	9
4/7	at Southern Miss	4-1	W	9
4/10	at Alabama *	2-3	L	7
4/11	at Alabama *	2-1	W	9
--	at New Orleans	7-5	W (8)	
--	at LSU *	5-3	W	7
4/15	at LSU *	3-1	W	9
4/17	at LSU *	5-3	W	9
4/21	ARKANSAS STATE	11-7	W	9
4/21	ARKANSAS STATE	3-0	W	9
4/24	ALABAMA *	4-1	W	9
4/24	ALABAMA *	1-0	W	7
4/25	ALABAMA *	5-1	W	9
5/2	LSU *	5-0	W	7
5/4	ARKANSAS	6-0	W	7
5/4	ARKANSAS	1-0	W	7
5/8	at Ole Miss *	1-5	L	7
5/8	at Ole Miss *	3-5	L	9
5/9	at Ole Miss *	3-0	W	9
5/13	at Tennessee	4-8	L	9
5/15	TENNESSEE	4-3	W (10)	
5/16	TENNESSEE	1-0	W	9

NCAA District III Tournament (Gastonia, N.C.)

5/28	vs. Maryland	2-3	L	9
5/29	vs. East Carolina	12-6	W	9
5/30	vs. Maryland	8-4	W	9
5/30	vs. Florida State	4-5	L	9

1971 32-12 (13-5 SEC)

SEC Champion

Head Coach: Paul Gregory

3/2	IOWA STATE	7-5	W	7
3/4	IOWA STATE	6-5	W	7
3/13	MEMPHIS	10-0	W	7
3/13	MEMPHIS	6-2	W	7
3/18	CLEMSON	4-6	L	9
3/19	CLEMSON	2-1	W	7
3/20	CLEMSON	8-10	L	9
3/23	ST. OLAF	7-0	W	7
3/23	ST. OLAF	2-1	W (10)	
3/26	ILLINOIS WESLEYAN	11-0	W	7
3/26	ILLINOIS WESLEYAN	5-0	W	7
3/29	NEW ORLEANS	5-0	W	7
3/29	NEW ORLEANS	8-1	W	7
3/31	at Loyola	2-5	L	9
4/2	at LSU *	0-2	L	7
4/2	at LSU *	1-3	L	9
4/3	at LSU *	1-9	L	9
4/10	LSU *	2-1	W	7
--	LSU *	7-4	W	9
--	LSU *	11-2	W	9
4/16	at Alabama *	6-4	W	7
4/16	at Alabama *	9-6	W	9
4/17	at Alabama *	5-6	L (10)	
4/19	at Arkansas State	5-4	W	9
4/20	at Arkansas State	6-4	W	9
4/23	ALABAMA *	8-7	W	7
4/23	ALABAMA *	6-2	W	9
4/24	ALABAMA *	7-8	L (13)	
4/27	SOUTHERN MISS	9-0	W	9
4/28	SOUTHERN MISS	3-6	L	9
4/30	at Ole Miss *	15-12	W (10)	
4/30	at Ole Miss *	7-5	W (11)	
5/1	at Ole Miss *	5-2	W	7
5/7	OLE MISS *	7-6	W	7
5/8	OLE MISS *	4-2	W	9
5/8	OLE MISS *	9-7	W	9

SEC Playoffs

--	VANDERBILT	5-1	W	9
--	at Vanderbilt	3-1	W	9

NCAA District III Tournament (Gastonia, N.C.)

5/27	vs. Maryland	2-1	W	9
5/28	vs. Miami (Fla.)	7-3	W	9
5/29	vs. Georgia Tech	8-20	L	9
5/30	vs. Georgia Tech	5-2	W	9

College World Series (Omaha, Neb.)

6/11	vs. Tulsa	2-5	L	9
6/12	vs. BYU	1-3	L	9

ALL-TIME RESULTS



1972 24-16 (7-11 SEC)

Head Coach: Paul Gregory

3/11	GEORGIA STATE	9-1	W	9
3/11	GEORGIA STATE	11-0	W	9
3/14	at Memphis State	2-11	L	9
3/14	at Memphis State	1-4	L	9
3/16	ALBION COLLEGE	10-3	W	9
3/16	ALBION COLLEGE	5-2	W	9
3/17	CHRISTIAN BROTHERS	8-0	W	9
3/17	CHRISTIAN BROTHERS	1-0	W	9
3/21	at Southern Miss	4-0	W	9
3/21	at Southern Miss	0-1	L	9
3/25	WISCONSIN STATE	2-1	W	9
3/25	WISCONSIN STATE	4-2	W	9
3/27	NORTH PARK COLLEGE	9-5	W	9
3/27	NORTH PARK COLLEGE	4-2	W	9
3/28	ST. OLAF	6-0	W	9
3/28	ST. OLAF	13-0	W	9
3/31	at Alabama *	4-3	W	9
3/31	at Alabama *	1-7	L	9
4/1	at Alabama *	2-15	L	9
4/5	at Loyola	8-4	W	9
4/7	at LSU *	2-4	L	9
4/7	at LSU *	1-0	W	9
4/8	at LSU *	4-3	W	9
4/14	OLE MISS *	2-4	L	9
4/14	OLE MISS *	3-5	L	9
4/15	OLE MISS *	3-5	L	9
4/17	ATHENS STATE	5-3	W	9
4/21	LSU *	4-1	W	9
4/21	LSU *	3-4	L	9
4/22	LSU *	2-1	W	9
4/25	ARKANSAS STATE	0-1	L	9
4/25	ARKANSAS STATE	4-5	L	9
4/28	at Ole Miss *	1-2	L	9
4/28	at Ole Miss *	2-3	L	9
4/29	at Ole Miss *	2-3	L	9
5/1	at New Orleans	8-1	W	9
5/1	at New Orleans	4-3	W	9
5/5	ALABAMA *	8-1	W	9
5/5	ALABAMA *	2-0	W	9
5/6	ALABAMA *	0-3	L	9

1973 16-14-1 (5-9 SEC)

Head Coach: Paul Gregory

3/9	ULM	5-6	L	7
3/9	ULM	1-2	L	7
--	ATHENS STATE	2-1	W	7
--	ATHENS STATE	4-0	W	7
3/14	SOUTHERN MISS	6-4	W	7
3/14	SOUTHERN MISS	8-4	W	9
--	CLEMSON	2-1	W	7
--	CLEMSON	2-0	W	7
3/23	ALABAMA *	5-7	L	7
3/23	ALABAMA *	0-3	L	7
--	McMURRAY COLLEGE	11-0	W	7
--	McMURRAY COLLEGE	2-4	L	7
--	CHRISTIAN BROTHERS	8-0	W	7
--	CHRISTIAN BROTHERS	8-0	W	7
--	LSU *	1-0	W	9
--	LSU *	6-5	W	9
--	MEMPHIS	0-9	L	7
--	MEMPHIS	6-15	L	7
--	at Ole Miss *	0-2	L	7
--	at Ole Miss *	4-4	T	(8)
--	at Louisiana College	4-0	W	9
--	at Louisiana College	10-7	W	9
4/13	at LSU *	0-6	L	7
4/13	at LSU *	2-3	L	7
4/14	at LSU *	0-3	L	9
--	OLE MISS *	0-5	L	7
--	OLE MISS *	3-1	W	7
--	OLE MISS *	5-0	W	9
4/27	at Alabama *	0-4	L	9
4/28	at Alabama *	3-1	W	7
4/28	at Alabama *	3-5	L	7

1974 13-14 (8-9 SEC)

Head Coach: Paul Gregory

3/8	at Southern Miss	7-11	L	--
3/9	at Southern Miss	3-5	L	--
--	MIAMI (OHIO)	3-6	L	--
--	LOUISIANA COLLEGE	12-1	W	--
--	LOUISIANA COLLEGE	16-0	W	--
3/19	LIVINGSTON	2-3	L	--
3/19	LIVINGSTON	2-1	W	--
3/23	at Alabama *	1-0	W	--
3/23	at Alabama *	2-3	L	--
3/24	at Alabama *	2-5	L	--
3/29	at LSU *	3-1	W	--
3/29	at LSU *	2-6	L	--
3/30	at LSU *	1-3	L	--
4/5	OLE MISS *	6-3	W	--
4/5	OLE MISS *	2-3	L	--
4/6	OLE MISS *	2-5	L	--
4/9	at Memphis	3-0	W	--
4/9	at Memphis	0-1	L	--
4/12	LSU *	1-0	W	--
4/12	LSU *	3-2	W	--
4/15	ARKANSAS STATE	5-0	W	--
4/19	at Ole Miss *	2-4	L	--
4/19	at Ole Miss *	2-7	L	--
4/20	at Ole Miss *	8-3	W	--
4/26	ALABAMA *	0-1	L	--
4/27	ALABAMA *	3-1	W	--
--	ALABAMA *	6-1	W	--

1975 16-24 (6-16 SEC)

Head Coach: Jimmy Bragan

3/3	WESTERN ILLINOIS	5-4	W	9
3/3	WESTERN ILLINOIS	2-0	W	9
3/4	WESTERN ILLINOIS	4-1	W	9
--	VANDERBILT *	1-2	L	9
--	VANDERBILT *	1-0	W	9
--	IOWA	11-8	W	9
3/17	SOUTHERN MISS	1-3	L	9
3/21	AUBURN *	8-9	L	9
3/22	AUBURN *	1-3	L	9
3/22	AUBURN *	0-3	L	9
--	LIVINGSTON	6-5	W	9
--	LIVINGSTON	4-3	W	9
--	ST. OLAF	3-2	W	9
--	ST. OLAF	4-0	W	9
3/28	at Alabama *	1-4	L	9
3/28	at Alabama *	4-3	W	9
3/29	at Alabama *	7-0	W	9
3/29	at Alabama *	0-2	L	9
4/4	LSU *	0-11	L	7
4/4	LSU *	0-11	L	7
4/18	at LSU *	4-5	L	(10)
4/18	at LSU *	0-3	L	7
--	MEMPHIS	9-2	W	9
--	MEMPHIS	0-4	L	9
--	at Ole Miss *	3-4	L	9
--	at Ole Miss *	1-8	L	9
--	at Ole Miss *	1-3	L	9
--	at Ole Miss *	4-5	L	9
--	at LSU *	3-4	L	9
--	at LSU *	2-3	L	9
--	at LSU *	1-5	L	9
--	at LSU *	0-8	L	9
4/25	OLE MISS *	2-0	W	7
4/25	OLE MISS *	4-3	W	(8)
4/26	OLE MISS *	5-4	W	(8)
4/26	OLE MISS *	4-12	L	7
4/28	at Auburn *	4-5	L	9
4/28	at Auburn *	0-6	L	9
5/10	ALABAMA *	0-1	L	9
5/10	ALABAMA *	4-0	W	7

1976 28-17 (11-12 SEC)

Head Coach: Ron Polk

3/8	LOUISIANA TECH	1-2	L	9
3/8	LOUISIANA TECH	4-0	W	7
3/13	at Southern Miss	5-2	W	9
--	at Memphis	5-6	L	(8)
--	at Memphis	1-5	L	7
3/21	LIVINGSTON	4-3	W	7
3/21	LIVINGSTON	3-14	L	7
3/22	ARKANSAS STATE	2-1	W	(12)
3/22	ARKANSAS STATE	4-0	W	7
3/24	ST. OLAF	2-0	W	7
3/24	ST. OLAF	6-0	W	7
3/27	at Auburn *	6-1	W	7
3/27	at Auburn *	3-1	W	7
3/31	BIRMINGHAM-SOUTHERN	6-0	W	9
4/1	BIRMINGHAM-SOUTHERN	4-2	W	9
4/2	LSU *	2-1	W	7
4/2	LSU *	6-5	W	(13)
4/3	LSU *	10-9	W	9
4/5	SOUTH ALABAMA	4-0	W	9
4/6	SOUTH ALABAMA	2-1	W	9
4/8	at Alabama *	4-5	L	9
4/8	at Alabama *	4-5	L	9
4/10	at Alabama *	0-4	L	9
4/12	OLE MISS *	9-8	W	(11)
4/13	OLE MISS *	5-4	W	7
4/13	OLE MISS *	1-2	L	7
4/15	MISSISSIPPI COLLEGE	3-2	W	9
4/16	MISSISSIPPI COLLEGE	5-4	W	9
4/20	SOUTHERN MISS	4-0	W	7
4/20	SOUTHERN MISS	11-10	W	7
4/21	JACKSON STATE	5-3	W	9
4/21	JACKSON STATE	8-9	L	9
4/23	at LSU *	1-4	L	7
4/23	at LSU *	2-0	W	7
4/24	at LSU *	1-4	L	9
4/26	AUBURN *	0-7	L	9
4/27	AUBURN *	1-2	L	7
4/27	AUBURN *	1-3	L	7
4/30	WILLIAM CAREY	15-2	W	9
5/1	ALABAMA *	3-2	W	9
5/2	ALABAMA *	5-4	W	7
5/2	ALABAMA *	1-2	L	7
5/7	at Ole Miss *	4-2	W	7
5/7	at Ole Miss *	4-5	L	7
5/8	at Ole Miss *	5-9	L	9



ALL-TIME RESULTS

1977 33-15 (11-9 SEC)

Head Coach: Ron Polk

3/7	INDIANA STATE	13-5	W	9
3/8	INDIANA STATE	10-2	W	9
3/12	at Ole Miss *	3-5	L	9
3/13	at Ole Miss *	10-3	W	7
3/13	at Ole Miss *	4-5	L	7
3/19	AUBURN *	3-0	W	7
3/19	AUBURN *	5-0	W	7
3/20	AUBURN *	12-1	W	9
3/21	OHIO STATE	7-5	W	9
3/22	OHIO STATE	13-0	W	9
3/25	at Southern Miss	2-4	L	9
3/26	at Southern Miss	9-1	W	9
3/27	at South Alabama	4-9	L	9
3/30	ST. OLAF	11-2	W	7
3/30	ST. OLAF	14-0	W	9
4/2	ALABAMA *	4-3	W	7
4/2	ALABAMA *	9-4	W	7
4/5	MISSISSIPPI COLLEGE	18-2	W	7
4/5	MISSISSIPPI COLLEGE	13-7	W	9
4/6	at Louisiana Tech	6-5	W	9
4/7	at Louisiana Tech	2-7	L	9
4/9	LSU *	8-11	L	7
4/9	LSU *	7-1	W	7
4/10	LSU *	7-1	W	9
4/12	at Jackson State	7-8	L	9
4/12	at Jackson State	14-2	W	9
4/13	BIRMINGHAM-SOUTHERN	15-3	W	7
4/13	BIRMINGHAM-SOUTHERN	7-4	W	9
4/16	OLE MISS *	3-5	L	7
4/16	OLE MISS *	3-1	W	7
4/17	OLE MISS *	14-9	W	9
4/19	DELTA STATE	7-6	W	9
4/19	DELTA STATE	7-6	W	9
4/23	at Auburn *	0-3	L	(8)
4/24	at Auburn *	4-6	L	7
4/24	at Auburn *	6-15	L	9
4/26	at Arkansas State	5-1	W	7
4/26	at Arkansas State	5-2	W	7
4/28	MEMPHIS STATE	12-3	W	9
4/28	MEMPHIS STATE	17-3	W	9
4/30	WILLIAM CAREY	11-1	W	9
4/30	WILLIAM CAREY	8-5	W	9
5/7	at Alabama *	4-5	L	(10)
5/7	at Alabama *	8-4	W	7
5/8	at Alabama *	2-3	L	(10)

SEC Tournament (Oxford, Miss.)

5/13	vs. Florida	1-3	L	9
5/14	vs. Vanderbilt	15-2	W	9
5/15	at Ole Miss	3-11	L	9

1978 38-18 (13-8 SEC)

Head Coach: Ron Polk

3/4	at LSU *	2-1	W	(11)
3/5	at LSU *	2-5	L	7
3/5	at LSU *	4-1	W	7
3/11	OLE MISS *	6-8	L	9
3/12	OLE MISS *	10-3	W	7
3/12	OLE MISS *	8-4	W	7
Played in Jackson, Miss.				
3/16	vs. Mississippi College	10-7	W	9
3/16	vs. Mississippi College	25-3	W	9
3/18	at Auburn *	7-1	W	7
3/18	at Auburn *	6-2	W	7
3/19	at Auburn *	8-11	L	9
3/20	INDIANA STATE	4-3	W	9
3/21	INDIANA STATE	5-8	L	9
3/22	MISSOURI BAPTIST	8-5	W	9
3/23	MISSOURI BAPTIST	11-1	W	9
3/24	ARIZONA	9-6	W	9
Played in Jackson, Miss.				
3/25	vs. Arizona	2-5	L	9
3/26	vs. Arizona	4-3	W	9
4/1	at Alabama *	0-1	L	7
4/1	at Alabama *	6-4	W	7
4/2	at Alabama *	6-4	W	9
4/4	at William Carey	9-8	W	9
4/4	at William Carey	19-1	W	9
4/5	at Delta State	12-3	W	7
4/5	at Delta State	6-3	W	7
4/8	LSU *	12-4	W	7
4/8	LSU *	7-6	W	7
4/9	LSU *	26-13	W	9
4/11	SOUTH ALABAMA	0-3	L	7
4/11	SOUTH ALABAMA	5-7	L	9
4/12	BIRMINGHAM-SOUTHERN	3-5	L	7
4/12	BIRMINGHAM-SOUTHERN	10-2	W	7
4/13	SOUTHERN MISS	7-3	W	9
4/13	SOUTHERN MISS	9-5	W	9
4/15	at Ole Miss *	2-12	L	7
4/15	at Ole Miss *	4-5	L	7
4/16	at Ole Miss *	4-8	L	9
4/18	ARKANSAS STATE	18-10	W	7
4/18	ARKANSAS STATE	7-4	W	7
4/19	at Birmingham-Southern	17-12	W	(10)
4/22	AUBURN *	4-2	W	7
4/22	AUBURN *	12-3	W	7
4/23	AUBURN *	7-8	L	9
4/25	JACKSON STATE	8-5	W	7
4/25	JACKSON STATE	9-8	W	9
4/29	at Memphis State	3-5	L	9
4/30	at Memphis State	8-4	W	9

SEC Tournament (Gainesville, Fla.)

5/12	at Florida	8-3	W	9
5/13	vs. Auburn	7-10	L	9
5/14	vs. Georgia	9-3	W	9
5/14	vs. Auburn	3-2	W	9
5/15	vs. Auburn	5-8	L	9

NCAA South Central Regional (Arlington, Texas)

5/19	vs. Baylor	0-3	L	9
5/20	vs. Louisiana Tech	6-5	W	9
5/21	vs. Pan American	7-5	W	(11)
5/22	vs. Baylor	3-6	L	9

1979 48-12 (17-2 SEC)

SEC Tournament Champion

SEC Champion

Head Coach: Ron Polk

2/27	MISSISSIPPI COLLEGE	5-0	W	9
2/28	LIVINGSTON	7-1	W	9
3/1	LIVINGSTON	15-8	W	9
3/4	at LSU *	3-1	W	7
3/4	at LSU *	1-2	L	9
3/6	ARKANSAS STATE	11-3	W	9
3/7	ARKANSAS STATE	5-4	W	9
Played in Jackson, Miss.				
3/8	vs. Jackson State	3-4	L	9
3/9	vs. Jackson State	3-0	W	9
3/11	ALABAMA *	5-1	W	7
3/11	ALABAMA *	6-1	W	7
3/13	DELTA STATE	4-2	W	9
3/14	DELTA STATE	9-8	W	(10)
3/17	AUBURN *	13-5	W	7
3/17	AUBURN *	11-2	W	7
3/18	AUBURN *	15-8	W	9
3/21	MISSOURI BAPTIST	10-6	W	9
3/22	MISSOURI BAPTIST	5-3	W	9
3/23	at South Alabama	7-8	L	9
3/24	at South Alabama	12-1	W	9
3/25	at Southern Miss	17-2	W	9
3/26	at Southern Miss	9-8	W	9
3/27	ST. OLAF	23-4	W	9
3/28	ST. OLAF	14-1	W	7
3/31	OLE MISS *	4-1	W	7
3/31	OLE MISS *	10-0	W	7
4/1	OLE MISS *	12-4	W	9
4/4	BIRMINGHAM-SOUTHERN	12-3	W	9
4/5	at Birmingham-Southern	11-1	W	9
4/7	LSU *	5-0	W	7
4/7	LSU *	5-2	W	7
4/13	at Hawaii	5-6	L	9
4/14	at Hawaii	8-9	L	(8)
4/14	at Hawaii	12-19	L	9
4/15	at Hawaii	6-4	W	7
4/15	at Hawaii	7-6	W	9
4/17	at Hawaii	0-10	L	9
4/21	at Auburn *	4-1	W	7
4/21	at Auburn *	0-3	L	7
4/22	at Auburn *	7-1	W	9
4/25	at Alabama *	6-4	W	(10)
4/25	at Alabama *	2-0	W	7
4/26	MISSISSIPPI COLLEGE	6-1	W	9
4/27	WILLIAM CAREY	6-10	L	9
4/28	WILLIAM CAREY	3-2	W	9
4/30	LOUISIANA TECH	2-0	W	9
4/30	LOUISIANA TECH	14-8	W	9
5/6	at Ole Miss *	5-3	W	7
5/6	at Ole Miss *	5-1	W	7

SEC Tournament (Starkville, Miss.)

5/11	KENTUCKY	6-5	W	9
5/13	LSU	12-5	W	9
5/14	FLORIDA	12-11	W	9

NCAA South Regional (Starkville, Miss.)

5/18	NEW ORLEANS	11-13	L	9
5/19	TULANE	12-4	W	9
5/20	NEW ORLEANS	13-10	W	9
5/20	MURRAY STATE	8-6	W	9
5/21	MURRAY STATE	18-8	W	9

College World Series (Omaha, Neb.)

6/2	vs. Cal State Fullerton	6-1	W	9
6/3	vs. Texas	2-8	L	9
6/4	vs. Pepperdine	4-5	L	(10)

ALL-TIME RESULTS



1980 31-19 (10-11 SEC)

Head Coach: Ron Polk

2/26	MISSISSIPPI COLLEGE	7-2	W	9
2/27	at Livingston	6-4	W	9
3/4	KENTUCKY	4-9	L	7
3/5	KENTUCKY	10-0	W	9
3/8	at Auburn *	4-5	L	(13)
3/9	at Auburn *	4-13	L	7
3/9	at Auburn *	5-7	L	(11)
3/13	at Tulane	9-2	W	7
3/13	at Tulane	0-1	L	7
3/15	ALABAMA *	13-12	W	7
3/15	ALABAMA *	3-5	L	7
3/16	ALABAMA *	5-7	L	9
3/18	MISSOURI BAPTIST	7-0	W	9
3/21	UNION	7-1	W	9
3/21	UNION	11-0	W	7
3/22	at William Carey	4-3	W	9
3/22	at William Carey	7-4	W	9
3/24	SOUTH ALABAMA	3-5	L	9
3/24	SOUTH ALABAMA	3-2	W	(13)
3/29	at Ole Miss *	1-0	W	7
3/30	at Ole Miss *	4-6	L	7
3/30	at Ole Miss *	5-0	W	7
4/1	LIVINGSTON	3-2	W	9
4/2	JACKSON STATE	4-5	L	9
4/3	JACKSON STATE	12-3	W	9
4/5	LSU *	2-5	L	7
4/5	LSU *	0-2	L	7
4/6	LSU *	9-7	W	9
4/7	at Arkansas State	7-3	W	7
4/7	at Arkansas State	3-0	W	7
4/8	at Delta State	9-12	L	9
4/9	at Delta State	9-1	W	9
4/10	SOUTHERN MISS	4-2	W	9
4/10	SOUTHERN MISS	9-1	W	9
4/12	AUBURN *	2-1	W	7
4/12	AUBURN *	2-3	L	7
4/13	AUBURN *	4-1	W	9
4/16	at Louisiana Tech	4-14	L	9
4/16	at Louisiana Tech	1-5	L	9

Played in Jackson, Miss.

4/17	vs. Mississippi College	17-3	W	7
4/19	at Alabama *	4-3	W	7
4/19	at Alabama *	4-9	L	7
4/20	at Alabama *	15-11	W	9

Mayor's Cup (Jackson, Miss.)

4/22	vs. Ole Miss	9-2	W	9
------	--------------	-----	---	---

Played in Greenville, Miss.

4/23	vs. Arkansas	7-6	W	(11)
4/26	BIRMINGHAM-SOUTHERN	3-2	W	(11)
4/27	BIRMINGHAM-SOUTHERN	3-6	L	9
5/3	OLE MISS *	3-1	W	7
5/3	OLE MISS *	4-8	L	7
5/4	OLE MISS *	3-1	W	9

1981 46-17 (17-6 SEC)

Head Coach: Ron Polk

2/25	LIVINGSTON	15-1	W	9
2/28	LSU *	15-1	W	7
2/28	LSU *	5-2	W	7
3/3	LOUISIANA TECH	10-2	W	9
3/5	LOUISIANA TECH	8-7	W	9
3/6	AUBURN *	7-8	L	7
3/6	AUBURN *	3-4	L	7
3/7	AUBURN *	8-3	W	9
3/10	at Arizona	11-9	W	9
3/11	at Arizona	16-12	W	9
3/12	at Grand Canyon	9-1	W	9
3/12	at Grand Canyon	10-7	W	9

Played in Las Vegas, Nev.

3/14	vs. Oklahoma State	9-20	L	9
3/15	at UNLV	23-17	W	9
3/15	at UNLV	4-3	W	7
3/19	at Livingston	21-20	W	9
3/21	at Alabama *	5-3	W	7
3/21	at Alabama *	1-2	L	(5)
3/22	at Alabama *	4-8	L	9

Mayor's Cup (Jackson, Miss.)

3/24	vs. Ole Miss	4-3	W	9
3/27	at Southern Miss	5-4	W	9
3/28	at Southern Miss	6-2	W	9
3/30	at South Alabama	3-5	L	9
3/31	at South Alabama	4-7	L	9
4/3	MISSISSIPPI COLLEGE	14-1	W	9
4/4	OLE MISS *	12-4	W	9
4/5	OLE MISS *	7-1	W	7
4/5	OLE MISS *	8-3	W	7
4/7	TULANE	12-5	W	9
4/7	TULANE	12-4	W	9
4/9	at Mississippi College	2-5	L	9
4/11	at Auburn *	4-6	L	7
4/11	at Auburn *	3-2	W	7
4/12	at Auburn *	12-6	W	9
4/14	DELTA STATE	1-4	L	9
4/15	DELTA STATE	8-3	W	9
4/18	at LSU *	11-1	W	7
4/18	at LSU *	7-2	W	7
4/19	at LSU *	12-4	W	9
4/21	WILLIAM CAREY	11-3	W	9
4/22	WILLIAM CAREY	17-5	W	9
4/25	ALABAMA *	8-4	W	7
4/25	ALABAMA *	5-3	W	7
4/26	ALABAMA *	13-5	W	9
4/27	ARKANSAS STATE	3-0	W	9
4/28	ARKANSAS STATE	24-3	W	7

Played in Greenville, Miss.

4/29	vs. Arkansas	11-6	W	9
4/30	at Jackson State	6-4	W	9
5/1	at Jackson State	10-11	L	9
5/2	at Birmingham-Southern	4-5	L	9
5/3	at Birmingham-Southern	11-7	W	9
5/10	at Ole Miss *	12-6	W	7
5/10	at Ole Miss *	7-4	W	7
5/11	at Ole Miss *	4-7	L	9

SEC Tournament (Starkville, Miss.)

5/15	KENTUCKY	3-2	W	9
5/16	FLORIDA	3-8	L	9
6/17	KENTUCKY	2-3	L	9

NCAA Atlantic Regional (Clemson, S.C.)

5/22	vs. East Tennessee State	7-6	W	9
5/23	vs. Wichita State	5-1	W	9
5/24	vs. East Tennessee State	6-5	W	9

College World Series (Omaha, Neb.)

5/30	vs. Michigan	4-0	W	9
6/2	vs. Arizona State	3-4	L	9
6/4	vs. South Carolina	5-6	L	9

1982 28-23 (11-13 SEC)

Head Coach: Ron Polk

2/28	BIRMINGHAM-SOUTHERN	8-4	W	9
3/1	BIRMINGHAM-SOUTHERN	6-2	W	9
3/2	LIVINGSTON	12-7	W	9
3/8	SOUTH ALABAMA	1-5	L	9
3/9	SOUTH ALABAMA	3-8	L	9
3/10	at UAB	2-10	L	9
3/11	at UAB	16-17	L	9
3/13	LSU *	16-3	W	7
3/13	LSU *	0-3	L	7
3/14	LSU *	2-6	L	9
3/15	at William Carey	7-3	W	9
3/16	at William Carey	4-6	L	9

Mayor's Cup (Jackson, Miss.)

3/18	vs. Ole Miss	5-8	L	9
3/20	at Auburn *	5-6	L	(8)
3/20	at Auburn *	4-7	L	7
3/21	at Auburn *	3-4	L	(6)
3/23	at Arkansas State	7-8	L	9
3/24	at Arkansas State	13-7	W	9
3/26	at Mississippi College	10-8	W	9
3/27	at Ole Miss *	6-9	L	7
3/27	at Ole Miss *	3-0	W	7
3/28	at Ole Miss *	2-7	L	9
3/30	at Louisiana Tech	12-5	W	9
3/31	at Louisiana Tech	9-6	W	9
4/1	MISSISSIPPI COLLEGE	16-2	W	9
4/3	ALABAMA *	10-2	W	7
4/3	ALABAMA *	6-4	W	7
4/4	ALABAMA *	5-6	L	9
4/5	JACKSON STATE	13-3	W	9
4/7	JACKSON STATE	6-2	W	7
4/8	at Livingston	5-2	W	9
4/9	at New Orleans	0-5	L	7
4/9	at New Orleans	2-5	L	7
4/11	WEST FLORIDA	17-2	W	9
4/12	WEST FLORIDA	24-9	W	9

Played in Greenville, Miss.

4/13	vs. Delta State	4-9	L	9
4/14	SOUTHERN MISS	15-3	W	9
4/15	SOUTHERN MISS	10-1	W	9
4/17	at LSU *	2-1	W	7
4/17	at LSU *	0-2	L	7
4/18	at LSU *	6-4	W	9
4/24	AUBURN *	9-2	W	7
4/24	AUBURN *	6-0	W	(5)
4/25	AUBURN *	10-0	W	9

Played in Greenville, Miss.

4/28	vs. Arkansas	8-7	W	9
5/1	OLE MISS *	1-0	W	7
5/1	OLE MISS *	5-9	L	(8)
5/2	OLE MISS *	4-11	L	9
5/9	at Alabama *	15-0	W	7
5/9	at Alabama *	2-16	L	7
5/10	at Alabama *	6-12	L	9



ALL-TIME RESULTS

1983 42-15 (17-5 SEC)					1984 45-16 (18-5 SEC)					1985 50-15 (16-8 SEC)				
Head Coach: Ron Polk					Head Coach: Ron Polk					SEC Tournament Champion				
SEC Champion					Head Coach: Ron Polk					SEC Champion				
2/25	MISSISSIPPI COLLEGE	8-12	L	9	2/25	MISSISSIPPI COLLEGE	10-3	W	9	2/23	MISSISSIPPI COLLEGE	9-1	W	9
2/26	EAST TENNESSEE STATE	6-1	W	9	2/26	LIVINGSTON	7-8	L	9	2/24	WILLIAM CAREY	10-0	W	9
2/28	LIVINGSTON	13-0	W	9	3/3	at Ole Miss *	0-2	L	7	2/26	LIVINGSTON	26-4	W	9
3/2	at South Alabama	12-14	L	9	3/3	at Ole Miss *	5-4	W	7	2/27	at South Alabama	4-1	W	9
3/3	at South Alabama	8-5	W	9	3/4	at Ole Miss *	3-2	W	9	2/28	at South Alabama	2-1	W	9
3/6	ALABAMA *	18-6	W	7	3/9	at Arkansas State	5-1	W	7	3/2	SOUTHEASTERN LOUISIANA	3-2	W	(10)
3/6	ALABAMA *	6-5	W	7	3/9	at Arkansas State	7-8	L	9	3/3	SOUTHEASTERN LOUISIANA	4-2	W	9
3/9	at Birmingham-Southern	12-5	W	9	3/11	BIRMINGHAM-SOUTHERN	7-2	W	9	3/6	UNION	19-2	W	9
3/12	at LSU *	10-4	W	7	3/11	BIRMINGHAM-SOUTHERN	11-5	W	7	3/9	AUBURN *	4-1	W	7
3/12	at LSU *	2-7	L	7	3/14	at Southeastern Louisiana	10-2	W	9	3/9	AUBURN *	3-2	W	7
3/13	at LSU *	13-6	W	9	Played in Hammond, La.					3/10	AUBURN *	14-0	W	9
3/15	at Livingston	10-2	W	9	3/15	vs. St. Francis (Ill.)	4-14	L	9	3/13	at Birmingham-Southern	10-2	W	9
3/16	at West Florida	3-6	L	7	3/17	AUBURN *	6-0	W	9	3/14	at Birmingham-Southern	18-9	W	9
3/19	AUBURN *	8-0	W	7	3/18	AUBURN *	6-1	W	7	3/16	at LSU *	7-0	W	7
3/19	AUBURN *	5-1	W	7	3/18	AUBURN *	14-1	W	7	3/16	at LSU *	6-9	L	7
3/20	AUBURN *	7-2	W	9	3/20	ST. OLAF	11-2	W	9	3/17	at LSU *	4-7	L	9
3/22	at Delta State	6-9	L	9	3/21	DELTA STATE	16-3	W	9	3/19	NEW ORLEANS	4-10	L	9
3/23	at Delta State	11-6	W	9	3/22	DELTA STATE	17-11	W	9	3/20	NEW ORLEANS	7-6	W	9
Mayor's Cup (Jackson, Miss.)					Played in Meridian, Miss.					3/22	at Livingston	5-0	W	9
3/24	vs. Ole Miss	9-1	W	9	3/23	vs. Livingston	14-1	W	7	3/23	ALABAMA *	4-7	L	7
3/27	vs. Jackson State	15-9	W	9	3/24	at LSU *	4-2	W	7	3/24	ALABAMA *	17-10	W	7
3/27	vs. Jackson State	12-1	W	7	3/24	at LSU *	6-11	L	7	3/24	ALABAMA *	11-5	W	7
3/28	NEW ORLEANS	12-2	W	9	3/25	at LSU *	10-4	W	9	3/26	at Delta State	6-4	W	9
3/28	NEW ORLEANS	8-4	W	9	3/27	at New Orleans	13-20	L	7	3/28	at Delta State	14-8	W	7
3/31	at Mississippi College	6-0	W	9	3/28	at New Orleans	15-13	W	9	3/30	at Ole Miss *	4-0	W	9
4/2	OLE MISS *	27-10	W	9	Mayor's Cup (Jackson, Miss.)					3/30	at Ole Miss *	10-2	W	9
4/3	OLE MISS *	4-8	L	7	3/29	vs. Ole Miss	3-4	L	9	3/31	at Ole Miss *	7-12	L	9
4/3	OLE MISS *	7-6	W	7	3/31	ALABAMA *	8-1	W	7	4/2	ARKANSAS STATE	13-4	W	9
4/9	at Alabama *	13-10	W	7	3/31	ALABAMA *	10-3	W	9	4/2	ARKANSAS STATE	12-5	W	9
4/9	at Alabama *	12-10	W	7	4/4	at UAB	8-4	W	(10)	4/5	at Hawaii-Hilo	7-2	W	9
4/10	at Alabama *	9-12	L	9	4/7	OLE MISS *	6-5	W	7	4/6	at Hawaii-Hilo	2-0	W	9
4/12	at Southern Miss	9-6	W	9	4/7	OLE MISS *	3-2	W	7	4/6	at Hawaii-Hilo	7-1	W	7
4/13	at Southern Miss	17-12	W	9	4/8	OLE MISS *	3-6	L	9	4/9	at Hawaii	8-1	W	9
4/16	LSU *	2-5	L	7	4/9	SOUTH ALABAMA	5-2	W	9	4/10	at Hawaii	3-4	L	9
4/16	LSU *	10-1	W	7	4/9	SOUTH ALABAMA	11-4	W	9	4/13	at Auburn *	2-3	L	7
4/17	LSU *	16-8	W	9	4/10	at William Carey	9-5	W	9	4/13	at Auburn *	1-3	L	(8)
4/18	UAB	11-8	W	9	4/11	at William Carey	2-4	L	9	4/14	at Auburn *	1-8	L	9
4/19	WILLIAM CAREY	3-2	W	9	4/14	SOUTHERN MISS	10-5	W	9	Played in Jackson, Miss.				
4/20	WILLIAM CAREY	5-6	L	9	4/15	SOUTHERN MISS	8-5	W	9	4/16	vs. Mississippi College	5-7	L	9
4/21	ARKANSAS STATE	7-5	W	9	4/16	JACKSON STATE	19-8	W	7	4/17	JACKSON STATE	9-3	W	9
4/24	at Auburn *	8-5	W	7	4/16	JACKSON STATE	12-1	W	9	4/18	JACKSON STATE	18-7	W	9
4/24	at Auburn *	19-8	W	7	4/17	at Mississippi College	20-2	W	9	4/20	LSU *	6-1	W	7
Played in Greenville, Miss.					4/20	at Louisiana Tech	4-2	W	7	4/20	LSU *	6-5	W	7
4/26	vs. Arkansas	9-2	W	9	4/20	at Louisiana Tech	13-2	W	7	4/21	LSU *	7-4	W	9
Played in Helena, Ark.					4/21	at Auburn *	5-2	W	7	Mayor's Cup (Jackson, Miss.)				
4/27	vs. Arkansas	3-5	L	9	4/21	at Auburn *	12-4	W	7	4/23	vs. Ole Miss	5-2	W	9
4/30	LOUISIANA TECH	8-0	W	9	Played in Greenville, Miss.					4/25	at Southern Miss	11-4	W	7
5/1	LOUISIANA TECH	15-4	W	9	4/24	vs. Arkansas	9-8	W	9	4/25	at Southern Miss	3-0	W	7
5/8	at Ole Miss *	4-3	W	7	4/25	vs. Arkansas	9-10	L	(10)	4/27	at Alabama *	5-6	L	(10)
5/8	at Ole Miss *	6-7	L	(8)	4/28	LSU *	5-1	W	9	4/27	at Alabama *	14-4	W	7
5/9	at Ole Miss *	17-4	W	9	4/29	LSU *	8-6	W	7	4/28	at Alabama *	6-4	W	9
SEC Tournament (Starkville, Miss.)					4/29	LSU *	3-0	W	7	Played in Greenville, Miss.				
5/13	TENNESSEE	11-20	L	9	5/6	at Alabama *	8-2	W	9	4/30	vs. Arkansas	16-2	W	(5)
5/14	FLORIDA	5-3	W	9	5/7	at Alabama *	3-4	L	7	Played in Little Rock, Ark.				
5/16	TENNESSEE	9-4	W	9	5/7	at Alabama *	3-10	L	7	5/1	vs. Arkansas	1-13	L	9
5/16	ALABAMA	9-10	L	9	Played in Jackson, Miss.					5/4	OLE MISS *	6-5	W	7
NCAA Central Regional (Austin, Texas)					5/8	vs. New Orleans	11-7	W	9	5/4	OLE MISS *	4-1	W	7
5/26	vs. Tulane	4-2	W	9	SEC Tournament (Gainesville, Fla.)					5/5	OLE MISS *	4-3	W	9
5/27	at Texas	6-2	W	9	5/11	vs. Tennessee	11-13	L	9	SEC Tournament (Baton Rouge, La.)				
5/28	vs. Pan American	7-5	W	9	5/12	vs. Alabama	8-4	W	(10)	5/10	vs. Florida	8-3	W	9
5/29	at Texas	0-7	L	9	5/13	vs. Tennessee	3-8	L	9	5/11	vs. Georgia	2-0	W	9
5/29	at Texas	3-12	L	9	NCAA South II Regional (Starkville, Miss.)					5/12	vs. Georgia	8-3	W	9
					5/24	SOUTH CAROLINA	1-4	L	9	NCAA South I Regional (Starkville, Miss.)				
					5/25	NEW ORLEANS	11-4	W	9	5/24	WEST VIRGINIA	10-1	W	9
					5/26	EASTERN KENTUCKY	13-8	W	9	5/25	NEW ORLEANS	8-4	W	9
					5/27	SOUTH CAROLINA	18-9	W	9	5/26	MICHIGAN	6-14	L	9
					5/27	NEW ORLEANS	3-6	L	9	5/27	MICHIGAN	19-8	W	9
										College World Series (Omaha, Neb.)				
										5/31	vs. Oklahoma State	12-3	W	9
										6/3	vs. Arkansas	5-4	W	9
										6/7	vs. Texas	7-12	L	9
										6/8	vs. Miami (Fla.)	5-6	L	9

ALL-TIME RESULTS



1986 34-21 (12-15 SEC)				
<i>Head Coach: Ron Polk</i>				
2/22	MISSISSIPPI COLLEGE	3-0	W	9
2/23	LIVINGSTON	13-4	W	9
2/24	UNION	3-7	L	9
2/26	SOUTH ALABAMA	8-7	W	9
2/27	SOUTH ALABAMA	7-6	W	9
3/1	GEORGIA *	2-3	L (8)	
3/1	GEORGIA *	13-2	W	9
3/2	GEORGIA *	7-14	L	9
3/7	KANSAS STATE	10-1	W	9
3/8	at New Orleans	2-11	L	9
3/9	at New Orleans	5-15	L	9
3/11	at Texas A&M	17-9	W	9
3/12	at Texas A&M	11-9	W	9
3/15	at Auburn *	6-7	L	7
3/15	at Auburn *	7-5	W	7
3/16	at Auburn *	1-7	L	9
3/18	LIVINGSTON	9-3	W	9
3/22	VANDERBILT *	9-2	W	7
3/22	VANDERBILT *	1-4	L (9)	
3/23	VANDERBILT *	4-8	L	9
3/25	QUINCY COLLEGE	22-0	W	9
3/26	QUINCY COLLEGE	16-0	W	9
3/29	at Ole Miss *	0-3	L	7
3/29	at Ole Miss *	3-12	L	7
3/30	at Ole Miss *	3-2	W	9
4/1	LOUISIANA TECH	5-3	W (10)	
4/2	LOUISIANA TECH	7-8	L	9
4/3	NORTH ALABAMA	7-0	W	9
4/5	at Tennessee *	8-5	W	7
4/5	at Tennessee *	4-9	L	7
4/6	at Tennessee *	6-1	W	9
4/9	DELTA STATE	6-4	W	9
4/10	DELTA STATE	12-1	W	9
4/12	LSU *	0-4	L	7
4/12	LSU *	0-4	L	7
4/13	LSU *	6-5	W	9
4/15	WILLIAM CAREY	6-4	W	9
4/16	WILLIAM CAREY	8-2	W	9
Mayor's Cup (Jackson, Miss.)				
4/17	vs. Ole Miss	8-5	W	9
4/19	at Florida *	9-3	W	7
4/19	at Florida *	5-1	W	7
4/20	at Florida *	5-9	L	9
4/22	SOUTHERN MISS	5-12	L	9
4/23	SOUTHERN MISS	7-3	W	9
4/24	BIRMINGHAM-SOUTHERN	4-3	W	9
4/24	BIRMINGHAM-SOUTHERN	4-15	L	9
4/26	KENTUCKY *	3-6	L (9)	
4/26	KENTUCKY *	10-2	W	9
4/27	KENTUCKY *	13-6	W	9
4/28	at Mississippi College	12-2	W	9
4/29	JACKSON STATE	8-6	W	7
4/29	JACKSON STATE	4-1	W	7
5/3	at Alabama *	5-7	L	7
5/3	at Alabama *	2-4	L	7
5/4	at Alabama *	8-5	W	9

1987 39-22 (13-13 SEC)				
SEC Tournament Champion				
SEC Champion				
<i>Head Coach: Ron Polk</i>				
3/1	BIRMINGHAM-SOUTHERN	4-1	W	9
3/4	JACKSON STATE	9-0	W	9
3/5	LIVINGSTON	9-8	W	9
3/7	at Georgia *	6-4	W	9
3/7	at Georgia *	0-5	L	7
--	at South Alabama	13-7	W	9
3/11	at South Alabama	8-7	W (10)	
3/14	CUMBERLAND	12-1	W	9
3/15	MISSISSIPPI COLLEGE	22-12	W	9
3/17	TEXAS A&M	7-0	W	9
3/18	TEXAS A&M	6-0	W	9
3/19	ILLINOIS	2-3	L	9
3/21	AUBURN *	4-8	L	7
3/21	AUBURN *	3-9	L	7
3/22	AUBURN *	8-10	L (15)	
3/24	at William Carey	9-7	W	9
3/25	at William Carey	20-14	W	9
Played in Jackson, Miss.				
3/26	vs. Jackson State	4-5	L	9
3/28	at Vanderbilt *	5-7	L	7
3/28	at Vanderbilt *	9-3	W	7
3/29	at Vanderbilt *	13-14	L	9
4/1	NEW ORLEANS	0-7	L	7
4/1	NEW ORLEANS	1-0	W	7
4/3	BIRMINGHAM-SOUTHERN	2-1	W (10)	
4/4	OLE MISS *	11-5	W	9
4/5	OLE MISS *	8-0	W	9
4/6	OLE MISS *	6-5	W (12)	
Played in Jackson, Miss.				
4/7	vs. Mississippi College	9-3	W	9
4/8	NORTH ALABAMA	2-1	W	9
4/10	LIVINGSTON	10-1	W (6)	
4/11	TENNESSEE *	5-4	W	7
4/11	TENNESSEE *	4-3	W	7
4/12	TENNESSEE *	9-5	W	9
4/14	MISSISSIPPI COLLEGE	15-0	W	9
4/15	DELTA STATE	5-4	W (10)	
4/16	DELTA STATE	16-10	W	9
4/18	at LSU *	5-4	W	7
4/18	at LSU *	4-6	L	7
4/19	at LSU *	5-6	L	9
4/21	at Louisiana Tech	8-12	L	9
4/22	at Louisiana Tech	17-13	W	9
Mayor's Cup (Jackson, Miss.)				
4/23	vs. Ole Miss	4-6	L	9
Played in Jackson, Miss.				
4/24	vs. Southern Miss	11-7	W	9
4/25	FLORIDA *	6-11	L (12)	
4/25	FLORIDA *	7-4	W	7
4/26	FLORIDA *	2-8	L	9
4/28	at Southern Miss	2-5	L	9
4/29	at Southern Miss	7-8	L	9
5/2	at Kentucky *	1-2	L	7
5/2	at Kentucky *	7-10	L	7
5/3	at Kentucky *	3-5	L	9
5/9	ALABAMA *	10-3	W	7
5/9	ALABAMA *	4-1	W	7
5/10	ALABAMA *	7-2	W	9
SEC Tournament (Athens, Ga.)				
5/14	at Georgia	6-5	W	9
5/15	vs. Florida	5-4	W	9
5/16	vs. Auburn	4-3	W	9
5/17	vs. LSU	13-3	W	9
NCAA Midwest Regional (Starkville, Miss.)				
5/21	NORTH CAROLINA STATE	10-6	W	9
5/22	TEXAS A&M	4-7	L	9
5/23	WESTERN CAROLINA	1-8	L	9

1988 44-20 (17-10 SEC)				
<i>Head Coach: Ron Polk</i>				
2/28	MISSISSIPPI COLLEGE	21-1	W	9
3/1	SOUTH ALABAMA	12-3	W	9
3/2	SOUTH ALABAMA	0-2	L	9
3/3	CUMBERLAND	27-12	W	9
3/5	at Ole Miss *	1-2	L	9
3/5	at Ole Miss *	6-2	W	9
3/6	at Ole Miss *	6-1	W	9
3/7	LIVINGSTON	6-2	W	9
3/9	LOUISIANA TECH	17-4	W	9
3/10	LOUISIANA TECH	10-0	W	9
3/12	GEORGIA *	25-7	W	9
3/13	GEORGIA *	8-1	W	9
3/13	GEORGIA *	13-0	W	9
3/15	at New Orleans	2-6	L	9
3/16	at New Orleans	13-8	W	9
3/19	MEMPHIS	1-10	L	9
3/20	MEMPHIS	8-5	W	9
3/23	at Delta State	7-1	W	9
3/24	at Delta State	8-9	L	9
3/26	at Auburn *	2-3	L	9
3/26	at Auburn *	11-3	W	9
3/27	at Auburn *	5-1	W	9
4/2	VANDERBILT *	4-0	W	9
4/3	VANDERBILT *	8-7	W (8)	
4/3	VANDERBILT *	9-18	L	9
4/5	WILLIAM CAREY	13-5	W	9
4/6	WILLIAM CAREY	16-4	W	9
4/6	NORTH ALABAMA	19-8	W	9
4/7	JACKSON STATE	13-3	W	9
4/9	at Tennessee *	8-5	W	9
4/9	at Tennessee *	6-9	L (10)	
4/10	at Tennessee *	10-2	W	9
4/12	MISSISSIPPI COLLEGE	13-14	L (11)	
4/13	SOUTHERN MISS	14-9	W	9
4/14	SOUTHERN MISS	5-4	W (11)	
Played in Jackson, Miss.				
4/15	vs. Southern Miss	6-0	W	9
4/16	LSU *	4-3	W	9
4/16	LSU *	2-4	L	9
4/17	LSU *	1-0	W	9
4/19	at Mississippi College	2-3	L	9
4/20	UAB	5-2	W	9
4/21	UAB	9-4	W	9
4/23	at Florida *	5-6	L	9
4/23	at Florida *	1-5	L	9
4/24	at Florida *	8-13	L	9
4/26	BIRMINGHAM-SOUTHERN	16-1	W	9
4/27	LIVINGSTON	8-3	W	9
Mayor's Cup (Jackson, Miss.)				
4/28	vs. Ole Miss	7-4	W	9
Played in Jackson, Miss.				
4/29	vs. Jackson State	32-2	W	7
4/30	KENTUCKY *	4-10	L	9
4/30	KENTUCKY *	8-6	W	9
5/1	KENTUCKY *	10-7	W	9
5/7	at Alabama *	7-6	W	9
5/7	at Alabama *	3-6	L	9
5/8	at Alabama *	5-2	W	9
SEC Tournament (Starkville, Miss.)				
5/12	AUBURN	10-7	W	9
5/13	KENTUCKY	6-5	W	9
5/14	GEORGIA	4-2	W	9
5/15	FLORIDA	1-3	L	9
5/15	FLORIDA	3-5	L	9
NCAA South Regional (Starkville, Miss.)				
5/26	WESTERN CAROLINA	7-4	W (11)	
5/28	CAL STATE FULLERTON	1-5	L	9
5/28	MIDDLE TENNESSEE STATE	12-4	W	9
5/29	CAL STATE FULLERTON	3-5	L (12)	



ALL-TIME RESULTS

1989 54-14 (20-5 SEC)				
SEC Champion				
Head Coach: Ron Polk				
2/25	BIRMINGHAM-SOUTHERN	16-3	W	9
2/26	MISSISSIPPI COLLEGE	9-0	W	9
3/1	at South Alabama	10-6	W	9
3/4	OLE MISS *	7-8	L	9
3/7	at Louisiana Tech	7-14	L	9
3/7	at Louisiana Tech	9-1	W	9
3/9	LIVINGSTON	11-7	W	9
3/11	at Georgia *	3-1	W	(12)
3/11	at Georgia *	13-1	W	9
3/12	at Georgia *	13-7	W	9
3/14	JACKSON STATE	16-11	W	9
3/15	GEORGE WASHINGTON	15-0	W	9
3/18	at Hawaii-Hilo	2-3	L	9
3/19	at Hawaii-Hilo	14-2	W	9
3/20	at Hawaii	8-6	W	9
3/21	at Hawaii	10-4	W	9
3/22	at Hawaii	7-10	L	9
3/25	AUBURN *	7-0	W	9
3/25	AUBURN *	13-3	W	9
3/26	AUBURN *	11-5	W	9
3/27	LINCOLN MEMORIAL	9-0	W	9
Mayor's Cup (Jackson, Miss.)				
3/28	vs. Ole Miss	3-4	L	(12)
3/30	at Memphis	10-3	W	9
4/1	at Vanderbilt *	19-4	W	9
4/1	at Vanderbilt *	8-5	W	(8)
4/2	at Vanderbilt *	10-8	W	9
4/4	NEW ORLEANS	11-2	W	9
4/4	NEW ORLEANS	7-1	W	9
4/8	TENNESSEE *	14-8	W	9
4/9	TENNESSEE *	5-0	W	9
4/9	TENNESSEE *	5-1	W	9
--	at Mississippi College	19-8	W	9
4/12	at Southern Miss	12-5	W	9
4/13	at Southern Miss	5-8	L	9
4/15	at LSU *	4-3	W	9
4/15	at LSU *	4-3	W	(8)
4/16	at LSU *	9-19	L	9
4/17	LIVINGSTON	17-1	W	9
4/18	DELTA STATE	2-1	W	9
4/19	DELTA STATE	4-1	W	9
4/19	BELHAVEN	7-0	W	9
Played in Jackson, Miss.				
4/20	vs. Southern Miss	5-4	W	(10)
4/22	FLORIDA *	4-3	W	9
4/22	FLORIDA *	5-4	W	9
4/23	FLORIDA *	14-3	W	9
4/25	WILLIAM CAREY	15-9	W	9
4/26	WILLIAM CAREY	12-1	W	9
Played in Jackson, Miss.				
--	vs. Jackson State	9-4	W	9
4/29	at Kentucky *	3-6	L	9
4/29	at Kentucky *	12-8	W	9
4/30	at Kentucky *	28-16	W	9
5/2	MISSISSIPPI COLLEGE	18-1	W	9
5/6	ALABAMA *	8-15	L	9
5/6	ALABAMA *	4-3	W	(8)
5/7	ALABAMA *	4-5	L	(15)
SEC Tournament (Gainesville, Fla.)				
5/11	vs. Auburn	3-5	L	9
5/12	vs. Alabama	11-10	W	9
5/13	vs. Georgia	6-15	L	9
5/17	JACKSON STATE	5-3	W	9
Played in Jackson, Miss.				
5/19	vs. Eastern Kentucky	15-4	W	9
5/20	EASTERN KENTUCKY	8-4	W	9
5/21	EASTERN KENTUCKY	6-2	W	9
NCAA South Regional (Starkville, Miss.)				
5/25	WESTERN CAROLINA	8-0	W	9
5/26	NICHOLLS STATE	11-2	W	9
5/27	NORTH CAROLINA	1-2	L	9
5/27	INDIANA STATE	11-2	W	9
5/28	NORTH CAROLINA	6-0	W	9
5/28	NORTH CAROLINA	1-7	L	9

1990 50-21 (17-9 SEC)				
SEC Tournament Co-Champions				
Head Coach: Ron Polk				
Busch Challenge IV (New Orleans, La.)				
2/16	vs. LSU	6-7	L	9
2/17	at New Orleans	2-3	L	9
2/18	at Tulane	7-4	W	9
2/24	BIRMINGHAM-SOUTHERN	7-0	W	9
2/25	JACKSON STATE	4-1	W	9
2/27	SOUTH ALABAMA	3-7	L	9
2/28	SOUTH ALABAMA	3-2	W	9
3/3	MEMPHIS	9-1	W	9
3/4	MEMPHIS	2-4	L	9
3/9	LOUISIANA TECH	10-0	W	9
3/9	LOUISIANA TECH	6-1	W	7
3/10	at William Carey	4-0	W	9
3/11	at William Carey	13-3	W	9
3/13	ILLINOIS STATE	9-8	W	9
3/14	ILLINOIS STATE	12-4	W	9
3/17	LSU *	5-6	L	9
3/17	LSU *	2-1	W	9
3/18	LSU *	10-9	W	(13)
3/20	at New Orleans	5-4	W	(10)
3/21	at New Orleans	1-5	L	9
3/24	at Alabama *	4-7	L	9
3/24	at Alabama *	4-2	W	9
3/25	at Alabama *	10-6	W	9
3/31	KENTUCKY *	3-0	W	9
3/31	KENTUCKY *	9-2	W	9
4/1	KENTUCKY *	8-0	W	9
Mayor's Cup (Jackson, Miss.)				
4/3	vs. Ole Miss	4-1	W	9
4/4	SOUTHERN MISS	2-4	L	9
4/5	SOUTHERN MISS	10-5	W	9
4/7	at Auburn *	5-15	L	9
4/7	at Auburn *	13-0	W	9
4/8	at Auburn *	4-8	L	9
Played in Jackson, Miss.				
4/10	vs. Jackson State	9-4	W	9
4/11	DELTA STATE	15-14	W	(12)
4/11	DELTA STATE	24-2	W	9
4/13	at Florida *	9-10	L	(10)
4/14	at Florida *	18-4	W	9
4/14	at Florida *	7-2	W	9
4/18	ULM	5-3	W	9
4/18	ULM	5-3	W	9
4/19	NORTH ALABAMA	3-10	L	9
4/21	VANDERBILT *	2-4	L	9
4/21	VANDERBILT *	8-6	W	9
4/22	VANDERBILT *	12-4	W	9
4/24	at Mississippi College	8-5	W	9
4/25	at Southern Miss	5-8	L	9
4/26	MISSISSIPPI COLLEGE	24-3	W	9
4/26	MISSISSIPPI COLLEGE	12-1	W	9
4/28	GEORGIA *	0-9	L	9
4/28	GEORGIA *	1-12	L	9
4/29	GEORGIA *	22-6	W	9
4/30	LIVINGSTON	7-4	W	9
5/1	BELHAVEN	5-0	W	9
5/5	at Tennessee *	13-3	W	9
5/5	at Tennessee *	9-0	W	9
5/6	at Tennessee *	2-6	L	9
5/13	at Ole Miss *	17-0	W	9
5/13	at Ole Miss *	9-0	W	9
SEC Tournament (Hoover, Ala.)				
5/17	vs. Auburn	16-2	W	9
5/18	vs. LSU	8-17	L	9
5/19	vs. Florida	8-2	W	9
5/19	vs. Vanderbilt	17-9	W	9
5/20	vs. LSU	3-1	W	9
NCAA South II Regional (Starkville, Miss.)				
5/24	BYU	16-5	W	9
5/25	ILLINOIS	5-3	W	9
5/26	FLORIDA STATE	11-8	W	9
5/27	FLORIDA STATE	9-11	L	9
5/28	FLORIDA STATE	4-3	W	9
NCAA College World Series (Omaha, Neb.)				
6/1	vs. Georgia	0-3	L	9
6/3	vs. Georgia Southern	15-1	W	9
6/5	vs. Stanford	1-6	L	9

1991 42-21 (12-9 SEC)				
Head Coach: Ron Polk				
ABCA Hall of Fame Tournament (Baton Rouge, La.)				
2/9	at LSU	4-6	L	9
2/10	vs. Georgia	14-3	W	9
2/24	BIRMINGHAM-SOUTHERN	5-0	W	9
2/27	JACKSON STATE	13-1	W	9
3/2	at South Alabama	9-3	W	9
3/3	at South Alabama	10-5	W	9
3/6	at Louisiana Tech	3-7	L	9
3/7	at Louisiana Tech	4-5	L	(10)
3/9	AUBURN-MONTGOMERY	9-4	W	9
3/10	AUBURN-MONTGOMERY	8-3	W	9
3/13	LOUISIANA-LAFAYETTE	6-4	W	9
3/13	LOUISIANA-LAFAYETTE	1-8	L	9
3/17	at LSU *	2-4	L	9
3/17	at LSU *	5-6	L	(8)
Mayor's Cup (Jackson, Miss.)				
3/19	vs. Ole Miss	4-5	L	(10)
3/20	LIVINGSTON	6-7	L	9
3/21	MISSISSIPPI COLLEGE	10-4	W	9
3/23	ALABAMA *	8-1	W	9
3/23	ALABAMA *	2-0	W	9
3/24	ALABAMA *	11-14	L	9
3/26	SOUTHWEST MISSOURI STATE	10-2	W	9
3/27	at Memphis	5-4	W	(13)
3/28	at Memphis	10-2	W	9
3/30	at Kentucky *	9-21	L	9
3/30	at Kentucky *	1-4	L	9
3/31	at Kentucky *	4-3	W	9
4/2	NEW ORLEANS	8-6	W	9
4/3	NEW ORLEANS	10-4	W	9
4/4	at Mississippi College	23-0	W	9
4/5	SAMFORD	5-4	W	9
4/6	AUBURN *	2-1	W	9
4/6	AUBURN *	5-4	W	9
4/7	AUBURN *	9-7	W	9
4/9	BELHAVEN	13-2	W	9
4/10	at Delta State	6-3	W	9
4/13	FLORIDA *	1-5	L	9
4/13	FLORIDA *	1-3	L	9
4/16	WILLIAM CAREY	3-2	W	9
4/17	WILLIAM CAREY	4-6	L	(11)
4/18	MISSISSIPPI COLLEGE	20-4	W	9
4/20	at Vanderbilt *	8-3	W	9
4/20	at Vanderbilt *	8-3	W	9
4/21	at Vanderbilt *	7-2	W	9
4/23	at Jackson State	15-1	W	9
4/24	SOUTHERN MISS	1-7	L	9
4/25	NORTH ALABAMA	6-2	W	9
4/28	at Georgia *	4-6	L	9
4/28	at Georgia *	6-0	W	9
4/30	at Southern Miss	3-2	W	9
5/1	at Southern Miss	2-1	W	9
5/4	TENNESSEE *	4-5	L	9
5/4	TENNESSEE *	6-2	W	9
5/11	OLE MISS *	5-3	W	9
5/13	NORTHWESTERN STATE	8-6	W	9
5/13	NORTHWESTERN STATE	10-4	W	7
SEC Tournament (Baton Rouge, La.)				
5/16	vs. Alabama	15-10	W	9
5/18	at LSU	2-8	L	7
5/18	vs. Auburn	1-0	W	7
5/19	at LSU	4-9	L	7
NCAA Northeast Regional (Orono, Maine)				
5/23	vs. Towson	10-4	W	9
5/24	at Maine	6-5	W	9
5/25	vs. Clemson	9-10	L	9
5/25	at Maine	5-8	L	9

ALL-TIME RESULTS



1992 40-22 (15-9 SEC)

Head Coach: Ron Polk

Oscar Meyer Classic (Minneapolis, Minn.)

2/28	vs. Texas A&M	0-5	L	(11)
2/29	at Minnesota	8-4	W	9
3/1	vs. Florida State	1-5	L	9
3/3	BELHAVEN	4-5	L	9
3/4	WILLIAM CAREY	8-1	W	9
3/5	WILLIAM CAREY	2-7	L	9
3/7	SAMFORD	18-6	W	9
3/10	NORTHERN ILLINOIS	4-0	W	9
3/11	MISSISSIPPI COLLEGE	15-0	W	9
3/13	at UAB	8-1	W	9
3/14	at UAB	5-0	W	9
3/16	SOUTH ALABAMA	7-3	W	9
3/17	SOUTH ALABAMA	2-11	L	9
3/19	LIVINGSTON	7-6	W	9
3/21	at Tennessee *	9-0	W	9
3/21	at Tennessee *	2-3	L	9
3/22	at Tennessee *	2-7	L	9
3/24	MISSISSIPPI COLLEGE	5-7	L	9
3/25	LOUISIANA TECH	1-9	L	9
3/26	LOUISIANA TECH	7-5	W	9
3/28	GEORGIA *	5-4	W	(10)
3/28	GEORGIA *	6-8	L	9
3/29	GEORGIA *	1-10	L	9

Mayor's Cup (Jackson, Miss.)

3/31	vs. Ole Miss	4-3	W	(10)
------	--------------	-----	---	------

Played in Jackson, Miss.

4/1	vs. Jackson State	4-8	L	9
4/2	BIRMINGHAM-SOUTHERN	4-1	W	9
4/4	VANDERBILT *	11-5	W	9
4/4	VANDERBILT *	10-6	W	9
4/5	VANDERBILT *	2-1	W	(14)
4/7	at Mississippi College	3-0	W	9
4/8	JACKSON STATE	8-5	W	9
4/8	DELTA STATE	7-4	W	9
4/9	DELTA STATE	8-2	W	9
4/11	at Alabama *	10-11	L	(14)
4/12	at Alabama *	8-6	W	9
4/12	at Alabama *	15-2	W	9
4/14	NORTH ALABAMA	2-3	L	9
4/15	MEMPHIS STATE	15-5	W	9
4/16	MEMPHIS STATE	7-6	W	(10)
4/18	at Auburn *	5-6	L	(10)
4/18	at Auburn *	4-1	W	9
4/19	at Auburn *	8-3	W	9
4/21	at Southern Miss	3-0	W	9
4/22	at New Orleans	10-6	W	9
4/25	ARKANSAS *	2-0	W	9
4/25	ARKANSAS *	3-2	W	9
4/26	ARKANSAS *	7-6	W	9
4/28	SOUTHERN MISS	4-3	W	9
4/29	SOUTHERN MISS	8-3	W	9
5/2	OLE MISS *	4-3	W	9
5/2	OLE MISS *	3-0	W	9
5/3	OLE MISS *	5-3	W	9
5/9	at LSU *	3-8	L	9
5/9	at LSU *	3-5	L	9
5/10	at LSU *	3-5	L	9

SEC Tournament (New Orleans, La.)

5/13	vs. Georgia	4-6	L	9
5/14	vs. Auburn	4-1	W	9
5/15	vs. Georgia	3-6	L	9

NCAA Mid-east Regional (Starkville, Miss.)

5/21	NICHOLLS STATE	1-0	W	(11)
5/22	OKLAHOMA	9-6	W	9
5/23	OKLAHOMA	6-10	L	9
5/24	UCLA	2-3	L	9

1993 41-21 (17-12 SEC)

Head Coach: Ron Polk

Winn-Dixie Showdown (New Orleans, La.)

2/26	vs. LSU	7-4	W	9
2/27	vs. Tulane	5-1	W	9
2/28	vs. New Orleans	9-3	W	9
3/3	ALCORN STATE	21-5	W	9
3/6	UAB	4-6	L	9
3/7	UAB	19-7	W	9
3/9	at Louisiana Tech	6-5	W	9
3/10	at Louisiana Tech	18-8	W	9
3/17	MISSISSIPPI COLLEGE	9-4	W	9
3/18	SAMFORD	12-0	W	9
3/19	at William Carey	6-4	W	9
3/23	DELTA STATE	5-1	W	9
3/24	DELTA STATE	8-3	W	9
3/25	BELHAVEN	14-1	W	9
3/27	TENNESSEE *	3-2	W	9
3/27	TENNESSEE *	6-2	W	9
3/28	TENNESSEE *	6-4	W	9

Mayor's Cup (Jackson, Miss.)

3/31	vs. Ole Miss	5-6	L	9
4/1	at Jackson State	8-1	W	9
4/3	at Georgia *	4-5	L	9
4/3	at Georgia *	3-4	L	9
4/4	at Georgia *	5-10	L	9
4/6	NEW ORLEANS	0-3	L	9
4/7	NEW ORLEANS	7-6	W	9
4/8	BIRMINGHAM-SOUTHERN	8-3	W	9
4/10	at Vanderbilt *	9-4	W	9
4/10	at Vanderbilt *	8-10	L	(9)
4/11	at Vanderbilt *	8-7	W	9
4/13	MISSISSIPPI COLLEGE	3-2	W	(11)
4/15	at Memphis	4-8	L	9
4/17	ALABAMA *	7-4	W	9
4/17	ALABAMA *	2-0	W	9
4/18	ALABAMA *	9-3	W	9

Played in Jackson, Miss.

4/20	vs. Mississippi College	6-0	W	9
4/21	SOUTHERN MISS	14-11	W	9
4/22	LIVINGSTON	9-5	W	9
4/24	AUBURN *	4-2	W	9
4/24	AUBURN *	1-6	L	9
4/25	AUBURN *	1-12	L	9
4/27	at Southern Miss	2-3	L	9
4/28	at Southern Miss	4-5	L	9
4/29	WILLIAM CAREY	5-3	W	9
5/1	at Arkansas *	5-3	W	9
5/1	at Arkansas *	6-4	W	9
5/2	at Arkansas *	3-8	L	9
5/4	JACKSON STATE	9-3	W	9
5/5	NORTH ALABAMA	1-0	W	9
5/8	at Ole Miss *	10-2	W	9
5/8	at Ole Miss *	4-5	L	9
5/9	at Ole Miss *	7-0	W	9
5/13	at South Alabama	6-7	L	9
5/13	at South Alabama	8-6	W	9
5/15	LSU *	4-3	W	9
5/15	LSU *	2-3	L	(8)
5/16	LSU *	7-13	L	9

SEC West Tournament (Baton Rouge, La.)

5/20	vs. Arkansas	2-5	L	9
5/21	at LSU	5-3	W	9
5/22	vs. Ole Miss	3-2	W	9
5/23	vs. Auburn	13-10	W	(10)
5/23	at LSU	3-7	L	9

NCAA East Regional (Tallahassee, Fla.)

5/27	vs. Notre Dame	1-15	L	9
5/28	vs. Long Beach State	1-2	L	9

1994 36-23 (15-12 SEC)

Head Coach: Ron Polk

2/26	BELHAVEN	13-0	W	9
2/27	MISSISSIPPI VALLEY STATE	14-0	W	9
3/3	MISSISSIPPI COLLEGE	14-9	W	9
3/5	MEMPHIS	4-10	L	9
3/6	MEMPHIS	3-5	L	9
3/10	SOUTH ALABAMA	3-2	W	9
3/11	at William Carey	9-3	W	9
3/12	at William Carey	19-1	W	9
3/13	ULM	8-1	W	9
3/13	ULM	3-2	W	7
3/14	at Delta State	5-12	L	9
3/15	at Delta State	1-2	L	9
3/16	LOUISVILLE	4-0	W	9
3/17	at Jackson State	17-9	W	9
3/19	UAB	3-6	L	9
3/20	UAB	3-7	L	9
3/22	at New Orleans	1-3	L	9
3/23	at New Orleans	11-10	W	9
3/25	FLORIDA *	3-5	L	9
3/27	FLORIDA *	5-6	L	9
3/29	BIRMINGHAM-SOUTHERN	1-6	L	9

Mayor's Cup (Jackson, Miss.)

3/30	vs. Ole Miss	5-3	W	9
4/1	at Kentucky *	4-3	W	9
4/2	at Kentucky *	13-12	W	9
4/3	at Kentucky *	16-13	W	9
4/6	LOUISIANA TECH	1-10	L	9
4/6	LOUISIANA TECH	5-1	W	7
4/8	SOUTH CAROLINA *	0-5	L	9
4/9	SOUTH CAROLINA *	6-4	W	9
4/10	SOUTH CAROLINA *	2-7	L	9
4/12	JACKSON STATE	10-8	W	9
4/13	NORTH ALABAMA	8-6	W	9
4/14	at Mississippi College	13-8	W	9
4/16	at Alabama *	4-3	W	9
4/16	at Alabama *	9-7	W	9
4/17	at Alabama *	12-8	W	9
4/19	SOUTH ALABAMA	4-18	L	9
4/20	MISSISSIPPI COLLEGE	13-4	W	9
4/21	LIVINGSTON	8-5	W	9
4/22	at Auburn *	4-1	W	(10)
4/23	at Auburn *	5-19	L	9
4/24	at Auburn *	2-4	L	9
4/26	SOUTHERN MISS	4-2	W	9
4/27	SOUTHERN MISS	2-4	L	(11)
4/29	ARKANSAS *	10-9	W	9
4/30	ARKANSAS *	1-12	L	9
5/1	ARKANSAS *	4-14	L	9
5/4	SAMFORD	10-9	W	9
5/6	OLE MISS *	2-1	W	9
5/7	OLE MISS *	17-8	W	9
5/8	OLE MISS *	4-5	L	9
5/12	at Southern Miss	3-0	W	9
5/13	at LSU *	0-3	L	9
5/14	at LSU *	7-4	W	9
5/15	at LSU *	9-1	W	9

SEC West Tournament (Oxford, Miss.)

5/19	at Ole Miss	4-1	W	9
5/20	vs. Auburn	1-2	L	9
5/21	at Ole Miss	10-2	W	9
5/21	vs. Auburn	5-9	L	9



ALL-TIME RESULTS

1995 34-25 (11-16 SEC)

Head Coach: Ron Polk

2/25	MINNESOTA	19-1	W	9
2/26	MINNESOTA	6-2	W	9
3/1	MISSISSIPPI VALLEY STATE	8-3	W	9
3/2	BELHAVEN	10-3	W	9
3/4	at South Alabama	5-4	W	9
3/5	at South Alabama	7-5	W	(12)
3/8	UAB	13-4	W	9
3/9	at Memphis	11-7	W	7
3/9	at Memphis	7-5	W	7
3/11	WINTHROP	10-6	W	9
3/12	WINTHROP	0-3	L	9
3/14	NICHOLLS STATE	10-2	W	9
3/16	at ULM	1-9	L	9
3/17	at ULM	5-0	W	9
3/18	WILLIAM CAREY	3-8	L	9
3/18	WILLIAM CAREY	12-1	W	7
3/20	MILLSAPS	27-6	W	9
3/21	ALCORN STATE	17-3	W	9
3/22	at Jackson State	11-1	W	9
3/24	at Florida *	0-2	L	9
3/25	at Florida *	1-2	L	9
3/26	at Florida *	2-10	L	9
3/28	JACKSON STATE	9-4	W	9

Mayor's Cup (Jackson, Miss.)

3/29	vs. Ole Miss	4-5	L	9
3/31	KENTUCKY *	3-5	L	(10)
4/1	KENTUCKY *	7-5	W	9
4/2	KENTUCKY *	13-7	W	9
4/3	SAMFORD	18-3	W	9
4/5	at Louisiana Tech	7-4	W	7
4/5	at Louisiana Tech	2-4	L	7
4/7	at South Carolina *	1-6	L	9
4/8	at South Carolina *	3-2	W	9
4/9	at South Carolina *	3-7	L	9
4/12	NEW ORLEANS	2-3	L	(10)
4/12	NEW ORLEANS	1-5	L	7
4/14	ALABAMA *	4-8	L	9
4/15	ALABAMA *	1-0	W	9
4/16	ALABAMA *	3-2	W	9
4/18	SAMFORD	15-0	W	9
4/19	MISSISSIPPI COLLEGE	12-0	W	9
4/21	AUBURN *	1-5	L	9
4/22	AUBURN *	6-3	W	9
4/23	AUBURN *	2-4	L	9
4/25	at Southern Miss	8-9	L	9
4/26	at Southern Miss	3-4	L	(10)
4/28	at Arkansas *	1-16	L	9
4/29	at Arkansas *	9-10	L	9
4/30	at Arkansas *	7-12	L	9
5/2	SOUTHERN MISS	14-6	W	9
5/3	SOUTHERN MISS	9-0	W	9
5/5	at Ole Miss *	11-3	W	9
5/6	at Ole Miss *	2-1	W	9
5/7	at Ole Miss *	0-9	L	9
5/12	LSU *	6-3	W	9
5/13	LSU *	12-10	W	9
5/14	LSU *	4-6	L	9

SEC West Tournament (Starkville, Miss.)

5/18	AUBURN	1-0	W	9
5/19	LSU	6-14	L	9
5/20	ALABAMA	3-6	L	9

1996 38-24 (17-13 SEC)

Head Coach: Ron Polk

Winn-Dixie Showdown (New Orleans, La.)

2/23	vs. New Orleans	12-13	L	(10)
2/24	vs. Tulane	3-10	L	9
2/25	vs. LSU	4-8	L	9
2/27	MEMPHIS	2-3	L	9
2/28	MEMPHIS	6-3	W	9
3/1	ALCORN STATE	15-3	W	9
3/2	JACKSONVILLE STATE	21-2	W	9
3/3	JACKSONVILLE STATE	3-2	W	(10)
3/4	JACKSON STATE	5-1	W	9
3/5	DUQUESNE	15-5	W	(8)
3/6	DUQUESNE	8-4	W	9
3/9	at Florida *	0-10	L	9
3/9	at Florida *	7-4	W	9
3/10	at Florida *	6-10	L	9
3/12	at New Orleans	12-4	W	9
3/13	at New Orleans	3-4	L	9
3/15	KENTUCKY *	9-5	W	9
3/16	KENTUCKY *	18-11	W	9
3/17	KENTUCKY *	7-5	W	9
3/22	at South Carolina *	2-5	L	9
3/23	at South Carolina *	17-5	W	9
3/24	at South Carolina *	5-6	L	(14)
3/29	GEORGIA *	4-3	W	9
3/30	GEORGIA *	5-4	W	9
3/31	GEORGIA *	5-2	W	9
4/2	at UAB	10-5	W	9
4/3	at UAB	7-1	W	9
4/5	VANDERBILT *	8-4	W	9
4/6	VANDERBILT *	4-6	L	9
4/7	VANDERBILT *	9-3	W	9
4/8	SAMFORD	10-1	W	9
4/9	LOUISIANA TECH	5-2	W	9
4/10	LOUISIANA TECH	6-5	W	9
4/12	at Alabama *	1-3	L	9
4/13	at Alabama *	4-5	L	9
4/14	at Alabama *	5-1	W	9
4/15	at Jackson State	11-5	W	9
4/16	SOUTH ALABAMA	9-13	L	9
4/17	SOUTH ALABAMA	8-3	W	9
4/19	at Auburn *	8-0	W	9
4/20	at Auburn *	10-3	W	9
4/21	at Auburn *	1-3	L	9
4/23	SOUTHERN MISS	5-1	W	9
4/24	SOUTHERN MISS	5-4	W	9
4/26	ARKANSAS *	8-6	W	9
4/27	ARKANSAS *	2-6	L	9
4/28	ARKANSAS *	10-6	W	9

Mayor's Cup (Jackson, Miss.)

4/29	vs. Ole Miss	8-4	W	9
4/30	at Southern Miss	2-6	L	9
5/1	at Southern Miss	4-1	W	9
5/3	OLE MISS *	7-8	L	9
5/4	OLE MISS *	2-3	L	(10)
5/5	OLE MISS *	9-6	W	9
5/10	at LSU *	7-8	L	(10)
5/11	at LSU *	9-17	L	9
5/12	at LSU *	11-10	W	9

SEC Tournament (Hoover, Ala.)

5/15	vs. Vanderbilt	8-5	W	9
5/16	vs. Florida	5-6	L	(10)
5/17	vs. Kentucky	1-4	L	9

NCAA West Regional (Palo Alto, Calif.)

5/23	vs. UC Santa Barbara	6-2	W	9
5/24	at Stanford	6-8	L	9
5/25	vs. Cal State Northridge	19-20	L	9

1997 47-21 (19-11 SEC)

Head Coach: Ron Polk

2/21	SAMFORD	15-5	W	9
2/22	at South Alabama	4-5	L	9
2/23	at South Alabama	1-6	L	9
2/25	SOUTHEAST MISSOURI STATE	13-3	W	9
2/26	SOUTHEAST MISSOURI STATE	10-4	W	9
2/27	DELTA STATE	11-4	W	9
3/4	JACKSON STATE	20-0	W	9
3/4	JACKSON STATE	19-1	W	9
3/5	ALCORN STATE	16-1	W	9
3/7	FLORIDA *	2-4	L	9
3/8	FLORIDA *	2-14	L	9
3/9	FLORIDA *	10-15	L	9
3/11	at Memphis	14-6	W	9
3/12	at Memphis	5-4	W	9
3/14	at Kentucky *	6-5	W	9
3/15	at Kentucky *	14-4	W	9
3/16	at Kentucky *	10-14	L	9
3/19	ULM	8-5	W	9
3/19	ULM	7-1	W	7
3/20	WILLIAM CAREY	12-4	W	9
3/21	SOUTH CAROLINA *	6-3	W	9
3/22	SOUTH CAROLINA *	5-8	L	(10)
3/23	SOUTH CAROLINA *	11-8	W	9

Mayor's Cup (Jackson, Miss.)

3/26	vs. Ole Miss	7-3	W	9
3/28	at Georgia *	19-8	W	9
3/29	at Georgia *	14-9	W	9
3/30	at Georgia *	3-2	W	9
3/31	at Jackson State	4-2	W	(12)
4/1	at UAB	3-5	L	9
4/2	at UAB	3-15	L	9
4/4	at Vanderbilt *	15-5	W	9
4/6	at Vanderbilt *	25-13	W	7
4/7	at Vanderbilt *	6-7	L	7
4/8	NEW ORLEANS	4-2	W	9
4/9	NEW ORLEANS	5-2	W	9
4/12	LSU *	9-6	W	9
4/12	LSU *	12-20	L	9
4/13	LSU *	4-1	W	9
4/16	BELHAVEN	15-10	W	9
4/17	MISSISSIPPI VALLEY STATE	25-3	W	9
4/18	ALABAMA *	11-10	W	(11)
4/19	ALABAMA *	9-7	W	9
4/20	ALABAMA *	3-6	L	9
4/22	SOUTHERN MISS	16-12	W	9
4/23	SOUTHERN MISS	4-2	W	9
4/25	at Ole Miss *	21-6	W	9
4/26	at Ole Miss *	5-2	W	9
4/27	at Ole Miss *	6-4	W	9
4/29	at Southern Miss	4-9	L	9
4/30	at Southern Miss	20-2	W	9
5/3	AUBURN *	4-12	L	9
5/3	AUBURN *	4-6	L	9
5/4	AUBURN *	8-6	W	9
5/9	at Arkansas *	5-8	L	9
5/10	at Arkansas *	13-5	W	9
5/11	at Arkansas *	17-10	W	9

SEC Tournament (Columbus, Ga.)

5/14	vs. South Carolina	12-9	W	9
5/15	vs. Alabama	3-16	L	9
5/16	vs. Auburn	4-5	L	9

NCAA Midstate Regional (Starkville, Miss.)

5/22	OHIO STATE	8-5	W	9
5/23	WASHINGTON	4-5	L	9
5/24	TENNESSEE TECH	25-5	W	9
5/25	GEORGIA TECH	10-2	W	9
5/25	WASHINGTON	7-5	W	9
5/26	WASHINGTON	4-3	W	9

College World Series (Omaha, Neb.)

5/31	vs. Alabama	2-3	L	9
6/2	vs. UCLA	7-5	W	9
6/3	vs. Alabama	5-9	L	9

ALL-TIME RESULTS



1998 42-23 (14-15 SEC)

Head Coach: Pat McMahon

2/17	SOUTH ALABAMA	13-14	L	(12)
2/18	SOUTH ALABAMA	11-6	W	9
2/19	JACKSON STATE	19-3	W	(6 1/2)
2/21	LOUISIANA TECH	10-4	W	9
2/23	MISSISSIPPI VALLEY STATE	27-1	W	(7)
2/24	ALCORN STATE	18-4	W	(8)
2/25	JACKSON STATE	18-0	W	(8)

Winn-Dixie Showdown (New Orleans, La.)

2/27	vs. LSU	11-3	W	9
2/28	vs. New Orleans	8-10	L	9
3/1	vs. Tulane	4-1	W	9
3/3	MEMPHIS	8-7	W	(10)
3/4	MEMPHIS	9-1	W	9
3/6	TENNESSEE *	15-7	W	9
3/8	TENNESSEE *	4-22	L	(7)
3/8	TENNESSEE *	2-4	L	(7)
3/10	at ULM	4-3	W	9
3/11	at ULM	4-3	W	(11)
3/13	at Florida *	8-14	L	9
3/14	at Florida *	5-6	L	9
3/15	at Florida *	5-6	L	9
3/18	WILLIAM CAREY	4-2	W	9
3/20	OLE MISS *	2-1	W	9
3/21	OLE MISS *	5-7	L	9
3/22	OLE MISS *	9-3	W	9
3/25	SAMFORD	16-3	W	9
3/27	at Alabama *	10-12	L	(10)
3/28	at Alabama *	2-4	L	9
3/29	at Alabama *	13-7	W	9

Mayor's Cup (Jackson, Miss.)

4/1	vs. Ole Miss	6-2	W	9
4/3	at LSU *	5-8	L	9
4/4	at LSU *	8-3	W	9
4/5	at LSU *	5-11	L	9
4/7	NEW ORLEANS	8-6	W	9
4/8	NEW ORLEANS	7-6	W	(10)
4/10	KENTUCKY *	3-2	W	9
4/11	KENTUCKY *	2-3	L	9
4/12	KENTUCKY *	9-12	L	9
4/14	UAB	10-1	W	9
4/15	UAB	9-5	W	9
4/17	at Auburn *	13-4	W	9
4/18	at Auburn *	8-0	W	9
4/21	at Southern Miss	1-6	L	9
4/22	at Southern Miss	4-3	W	9
4/24	GEORGIA *	5-4	W	9
4/25	GEORGIA *	9-5	W	9
4/26	GEORGIA *	7-1	W	9
4/28	SOUTHERN MISS	11-0	W	9
5/1	at South Carolina *	16-0	W	9
5/2	at South Carolina *	10-4	W	9
5/3	at South Carolina *	2-6	L	(7)
5/8	ARKANSAS *	10-14	L	(10)
5/9	ARKANSAS *	17-3	W	9
5/10	ARKANSAS *	3-8	L	9

SEC Tournament (Hoover, Ala.)

5/13	vs. South Carolina	9-8	W	9
5/14	vs. Arkansas	3-10	L	9
5/15	vs. LSU	7-5	W	9
5/16	vs. Arkansas	3-7	L	9

NCAA Central Regional (College Station, Texas)

5/21	vs. Washington	7-6	W	9
5/22	at Texas A&M	3-4	L	9
5/23	vs. Rice	15-14	W	9
5/23	at Texas A&M	10-9	W	9
5/24	at Texas A&M	11-5	W	9

College World Series (Omaha, Neb.)

5/30	vs. Florida	14-13	W	9
6/1	vs. LSU	8-10	L	9
6/2	vs. USC	1-7	L	9

1999 42-21 (15-14 SEC)

Head Coach: Pat McMahon

2/13	UNC CHARLOTTE	24-1	W	9
2/14	UNC CHARLOTTE	8-1	W	9
2/16	JACKSON STATE	8-0	W	9
2/19	USF	5-6	L	9
2/20	USF	8-2	W	9
2/21	USF	18-2	W	9
2/24	MISSISSIPPI VALLEY STATE	29-0	W	9
2/26	ARKANSAS-LITTLE ROCK	8-4	W	9
2/27	ARKANSAS-LITTLE ROCK	22-0	W	9
2/28	ARKANSAS-LITTLE ROCK	27-4	W	9
3/2	at South Alabama	10-7	W	9
3/3	at South Alabama	9-7	W	9
3/6	SIENA	10-7	W	9
3/7	SIENA	7-3	W	9
3/9	at New Orleans	11-7	W	9
3/10	at New Orleans	8-5	W	9
3/12	at Georgia *	5-1	W	9
3/13	at Georgia *	1-4	L	9
3/16	ALCORN STATE	21-1	W	9
3/19	SOUTH CAROLINA *	13-0	W	9
3/20	SOUTH CAROLINA *	3-4	L	9
3/21	SOUTH CAROLINA *	7-6	W	9
3/23	SAMFORD	11-1	W	9
3/26	at Kentucky *	6-12	L	9
3/27	at Kentucky *	10-5	W	9
3/28	at Kentucky *	11-6	W	9

Mayor's Cup (Jackson, Miss.)

3/31	vs. Ole Miss	6-10	L	9
4/2	AUBURN *	13-3	W	9
4/3	AUBURN *	16-2	W	9
4/4	AUBURN *	2-8	L	9
4/6	ULM	13-6	W	9
4/7	ULM	18-1	W	9
4/9	ALABAMA *	4-6	L	9
4/10	ALABAMA *	5-4	W	9
4/11	ALABAMA *	10-9	W	9
4/13	at Jackson State	11-2	W	9
4/16	at Tennessee *	4-6	L	9
4/17	at Tennessee *	9-2	W	9
4/18	at Tennessee *	13-10	W	9
4/20	at UAB	15-1	W	9
4/21	at UAB	6-8	L	9
4/23	LSU *	8-10	L	9
4/24	LSU *	7-1	W	9
4/25	LSU *	2-3	L	9
4/27	SOUTHERN MISS	11-3	W	9
4/28	SOUTHERN MISS	9-2	W	9
4/30	at Arkansas *	4-6	L	9
5/1	at Arkansas *	4-7	L	9
5/2	at Arkansas *	5-7	L	9
5/7	FLORIDA *	9-0	W	9
5/8	FLORIDA *	4-6	L	9
5/9	FLORIDA *	15-8	W	9
5/14	at Ole Miss *	1-2	L	9
5/15	at Ole Miss *	4-5	L	9
5/16	at Ole Miss *	9-6	W	9

SEC Tournament (Hoover, Ala.)

5/19	vs. South Carolina	7-5	W	(10)
5/20	vs. Alabama	3-4	L	9
5/21	vs. Ole Miss	2-0	W	9
5/22	vs. Alabama	11-12	L	9

NCAA Columbus Regional (Columbus, Ohio)

5/28	vs. Nebraska	18-14	W	9
5/29	at Ohio State	3-6	L	9
5/29	vs. Nebraska	13-7	W	9
5/30	at Ohio State	7-10	L	9

2000 41-20 (17-10 SEC)

Head Coach: Pat McMahon

Coca-Cola Classic (Mobile, Ala.)

2/19	vs. UAB	17-1	W	9
2/20	vs. Mercer	6-4	W	9
2/22	SOUTHEASTERN LOUISIANA	5-2	W	9
2/23	SOUTHEASTERN LOUISIANA	9-2	W	9
2/25	ARKANSAS-LITTLE ROCK	6-2	W	9
2/26	ARKANSAS-LITTLE ROCK	9-4	W	9
2/27	ARKANSAS-LITTLE ROCK	8-7	W	(11)
2/29	at Jackson State	11-0	W	9
3/1	JACKSON STATE	23-0	W	9

Kia Baseball Bash (Fullerton, Calif.)

3/1	at Cal State Fullerton	9-14	L	9
3/4	vs. USC	1-7	L	(5)

Played in Millington, Tenn.

3/7	at Memphis	14-2	W	9
3/8	at Memphis	4-1	W	9
3/11	VANDERBILT *	7-5	W	9
3/11	VANDERBILT *	10-7	W	9
3/12	VANDERBILT *	8-0	W	9
3/14	UT MARTIN	16-1	W	9
3/15	UT MARTIN	14-3	W	9
3/17	at Kentucky *	9-6	W	9
3/18	at Kentucky *	7-6	W	(10)
3/21	ALCORN STATE	13-0	W	9
3/24	at Alabama *	6-9	L	9
3/25	at Alabama *	12-11	W	9
3/26	at Alabama *	11-13	L	9

Mayor's Cup (Jackson, Miss.)

3/29	vs. Ole Miss	2-3	L	9
3/31	ARKANSAS *	3-2	W	9
4/4	UAB	9-6	W	9
4/4	SOUTH ALABAMA	7-6	W	9
4/5	SOUTH ALABAMA	10-4	W	9
4/7	at South Carolina *	0-1	L	9
4/8	at South Carolina *	3-4	L	9
4/9	at South Carolina *	6-7	L	9
4/14	OLE MISS *	1-4	L	9
4/15	OLE MISS *	10-4	W	9
4/16	OLE MISS *	12-3	W	9
4/18	NEW ORLEANS	8-9	L	9
4/19	NEW ORLEANS	6-5	W	9
4/21	at LSU *	15-13	W	9
4/22	at LSU *	15-18	L	9
4/23	at LSU *	10-3	W	9
4/25	at Southern Miss	6-10	L	9
4/26	at Southern Miss	8-5	W	9
4/28	TENNESSEE *	7-3	W	9
4/29	TENNESSEE *	4-2	W	9
4/30	TENNESSEE *	4-3	W	(11)
5/3	at Samford	20-7	W	9
5/5	FLORIDA *	20-2	W	9
5/6	FLORIDA *	6-9	L	(11)
5/7	FLORIDA *	12-7	W	9
5/10	at UAB	18-7	W	9
5/12	at Auburn *	3-6	L	9
5/13	at Auburn *	10-9	W	9
5/14	at Auburn *	5-9	L	9

SEC Tournament (Hoover, Ala.)

5/17	vs. Alabama	3-9	L	9
5/18	vs. Georgia	0-5	L	9

NCAA Starkville Regional (Starkville, Miss.)

5/26	SOUTH ALABAMA	9-2	W	9
5/27	NOTRE DAME	8-1	W	9
5/28	NOTRE DAME	0-7	L	9
5/28	NOTRE DAME	10-9	W	9

NCAA Super Regional (Clemson, S.C.)

6/3	at Clemson	4-11	L	9
6/4	at Clemson	4-9	L	9



ALL-TIME RESULTS

2001 39-24 (17-13 SEC)

SEC Tournament Champion

Head Coach: Pat McMahon

NBC Classic (Starkville, Miss.)

2/17	NOTRE DAME	5-7	L	9
2/18	NOTRE DAME	2-4	L	(11)
2/21	JACKSON STATE	10-0	W	9
2/23	at USC	3-7	L	9
2/28	UT MARTIN	5-1	W	9
2/28	UT MARTIN	4-0	W	9
3/1	SAMFORD	3-9	L	9
3/4	JACKSONVILLE STATE	4-0	W	9
3/4	JACKSONVILLE STATE	7-1	W	(7)
3/6	ULM	4-0	W	9
3/7	ULM	7-8	L	(10)
3/9	AUBURN *	2-1	W	(10)
3/10	AUBURN *	4-0	W	9
3/11	AUBURN *	8-2	W	9
3/13	at New Orleans	6-5	W	9
3/16	at Vanderbilt *	3-4	L	9
3/17	at Vanderbilt *	7-2	W	9
3/18	at Vanderbilt *	2-3	L	9
3/21	TENNESSEE TECH	18-9	W	9
3/23	LSU *	1-9	L	9
3/24	LSU *	1-7	L	9
3/25	LSU *	13-0	W	9

Mayor's Cup (Jackson, Miss.)

3/28	vs. Ole Miss	15-6	W	9
3/30	at Arkansas *	5-6	L	9
3/31	at Arkansas *	9-3	W	9
4/1	at Arkansas *	10-2	W	9
4/3	UAB	2-4	L	9
4/6	at Tennessee *	8-9	L	9
4/7	at Tennessee *	13-5	W	9
4/8	at Tennessee *	7-2	W	9
4/10	SOUTH ALABAMA	4-5	L	9
4/11	SOUTH ALABAMA	9-2	W	9
4/13	SOUTH CAROLINA *	2-6	L	9
4/14	SOUTH CAROLINA *	4-3	W	(11)
4/15	SOUTH CAROLINA *	8-7	W	9
4/16	MISSISSIPPI VALLEY STATE	17-7	W	9
4/17	SOUTHERN MISS	2-6	L	9
4/18	SOUTHERN MISS	6-4	W	9
4/20	KENTUCKY *	10-4	W	9
4/21	KENTUCKY *	9-4	W	9
4/22	KENTUCKY *	8-7	W	9
4/24	ALCORN STATE	12-4	W	9
4/24	MISSISSIPPI VALLEY STATE	11-0	W	(7)
4/27	at Florida *	4-11	L	9
4/28	at Florida *	2-4	L	(10)
4/29	at Florida *	5-6	L	(14)
5/4	ALABAMA *	1-8	L	9
5/5	ALABAMA *	3-2	W	9
5/6	ALABAMA *	1-7	L	9
5/9	at UAB	6-5	W	9
5/11	at Ole Miss *	6-3	W	9
5/12	at Ole Miss *	7-6	W	9
5/13	at Ole Miss *	3-6	L	9

SEC Tournament (Hoover, Ala.)

5/16	vs. South Carolina	2-1	W	9
5/17	vs. Georgia	8-4	W	9
5/19	vs. South Carolina	6-7	L	9
5/19	vs. South Carolina	1-0	W	9
5/20	vs. LSU	4-1	W	9

NCAA Columbus Regional (Columbus, Ohio)

5/25	vs. Kent State	9-8	W	(10)
5/26	vs. Delaware	4-3	W	9
5/28	vs. Kent State	14-4	W	9

NCAA Super Regional (Fullerton, Calif.)

6/1	at Cal State Fullerton	2-13	L	9
6/2	at Cal State Fullerton	3-9	L	9

2002 34-24-1 (14-15 SEC)

Head Coach: Ron Polk

NBC Classic (Starkville, Miss.)

2/22	UAB	4-2	W	9
2/23	OHIO STATE	2-9	L	9
2/24	OHIO STATE	6-6	T	(8)
2/26	at Louisiana Tech	14-7	W	9
2/27	at ULM	6-5	W	9
3/2	JACKSONVILLE STATE	11-6	W	9
3/2	JACKSONVILLE STATE	14-2	W	9
3/3	JACKSONVILLE STATE	5-1	W	9
3/6	JACKSON STATE	9-0	W	9
3/8	LOYOLA MARYMOUNT	7-1	W	9
3/9	LOYOLA MARYMOUNT	8-5	W	9
3/10	LOYOLA MARYMOUNT	2-3	L	9
3/12	at South Alabama	7-8	L	9
3/13	at South Alabama	4-8	L	9
3/15	SOUTH CAROLINA *	12-4	W	9
3/16	SOUTH CAROLINA *	3-5	L	9
3/17	SOUTH CAROLINA *	6-9	L	9
3/23	at Kentucky *	4-2	W	9
3/23	at Kentucky *	7-8	L	9
3/24	at Kentucky *	13-3	W	9
3/26	NEW ORLEANS	3-7	L	9
3/27	NEW ORLEANS	7-1	W	9
3/29	at LSU *	15-4	W	9
3/30	at LSU *	3-7	L	9
4/2	UT MARTIN	6-5	W	9

Mayor's Cup (Jackson, Miss.)

4/3	vs. Ole Miss	4-8	L	9
4/5	GEORGIA *	7-5	W	9
4/6	GEORGIA *	14-4	W	9
4/7	GEORGIA *	2-9	L	9
4/9	SAMFORD	7-2	W	9
4/10	MISSISSIPPI VALLEY STATE	11-1	W	9
4/12	ARKANSAS *	17-4	W	9
4/13	ARKANSAS *	3-7	L	9
4/14	ARKANSAS *	6-4	W	9
4/16	at Southern Miss	19-2	W	9
4/17	at Southern Miss	3-6	L	9
4/19	at Auburn *	5-7	L	9
4/20	at Auburn *	12-1	W	9
4/21	at Auburn *	7-19	L	9
4/23	UAB	8-3	W	9
4/24	West Alabama	17-5	W	9
4/26	at Vanderbilt *	6-4	W	9
4/27	at Vanderbilt *	12-4	W	9
4/28	at Vanderbilt *	0-4	L	9
5/3	FLORIDA *	4-5	L	9
5/4	FLORIDA *	3-5	L	9
5/5	FLORIDA *	0-4	L	9
5/8	MISSISSIPPI VALLEY STATE	18-5	W	9
5/10	at Alabama *	5-9	L	9
5/11	at Alabama *	7-9	L	9
5/12	at Alabama *	4-11	L	9
5/14	at UAB	6-1	W	9
5/15	at Samford	13-7	W	9
5/18	OLE MISS *	12-2	W	9
5/18	OLE MISS *	14-5	W	9
5/19	OLE MISS *	10-5	W	9

SEC Tournament (Hoover, Ala.)

5/22	vs. Alabama	2-12	L	(8)
5/23	vs. Georgia	10-3	W	9
5/24	vs. Florida	0-5	L	9

2003 42-20-1 (17-12 SEC)

Head Coach: Ron Polk

NBC Classic (Starkville, Miss.)

2/22	BIRMINGHAM-SOUTHERN	1-4	L	9
2/23	CONNECTICUT	4-3	W	9
2/23	CONNECTICUT	11-2	W	9
2/28	EAST TENNESSEE STATE	7-0	W	9
3/1	EAST TENNESSEE STATE	10-1	W	9
3/2	EAST TENNESSEE STATE	11-4	W	9
3/4	at UAB	14-5	W	9
3/5	LOUISIANA TECH	5-5	T	(6)
3/7	LIPSCOMB	8-1	W	9
3/8	LIPSCOMB	3-1	W	9
3/9	LIPSCOMB	12-1	W	9
3/11	at New Orleans	7-2	W	9
3/12	at New Orleans	9-4	W	9
3/14	VANDERBILT *	5-4	W	(13)
3/15	VANDERBILT *	3-4	L	9
3/16	VANDERBILT *	9-1	W	9

Played at Autozone Park

3/17	vs. Memphis	12-3	W	9
3/18	vs. Memphis	7-8	L	(10)
3/21	at Arkansas *	4-3	W	(10)
3/22	at Arkansas *	8-3	W	9
3/23	at Arkansas *	5-1	W	9
3/25	MOREHEAD STATE	10-4	W	9
3/26	MOREHEAD STATE	10-3	W	9
3/28	at Ole Miss *	2-0	W	9
3/29	at Ole Miss *	7-0	W	9
3/30	at Ole Miss *	8-4	W	9
4/1	UAB	13-4	W	9

Mayor's Cup (Jackson, Miss.)

4/2	vs. Ole Miss	1-5	L	9
4/4	KENTUCKY *	8-1	W	9
4/5	KENTUCKY *	2-8	L	9
4/11	AUBURN *	4-2	W	9
4/12	AUBURN *	5-8	L	9
4/13	AUBURN *	3-7	L	9
4/15	MISSISSIPPI VALLEY STATE	21-6	W	9
4/16	SAMFORD	5-4	W	(12)
4/19	at South Carolina *	3-4	L	9
4/19	at South Carolina *	1-2	L	9
4/20	at South Carolina *	2-1	W	9
4/22	SOUTHERN MISS	6-4	W	9
4/23	SOUTHERN MISS	2-5	L	9
4/26	at Florida *	5-13	L	9
4/26	at Florida *	6-5	W	9
4/27	at Florida *	6-14	L	9
4/30	ULM	5-4	W	9
5/2	LSU *	4-2	W	9
5/3	LSU *	5-0	W	9
5/4	LSU *	1-5	L	9
5/9	at Georgia *	5-6	L	9
5/10	at Georgia *	7-5	W	9
5/11	at Georgia *	8-9	L	(15)
5/13	SOUTHEASTERN LOUISIANA	13-2	W	9
5/13	WINTHROP	9-3	W	9
5/16	ALABAMA *	11-8	W	9
5/17	ALABAMA *	7-15	L	9
5/18	ALABAMA *	9-1	W	9

SEC Tournament (Hoover, Ala.)

5/22	vs. Ole Miss	5-4	W	(12)
5/23	vs. LSU	2-7	L	9
5/24	vs. Ole Miss	4-1	W	9
5/24	vs. LSU	5-17	L	(7)

NCAA Starkville Regional (Starkville, Miss.)

5/30	MIDDLE TENNESSEE	10-4	W	9
5/31	NORTH CAROLINA	5-10	L	9
5/31	MISSOURI	10-5	W	9
6/1	NORTH CAROLINA	6-8	L	(11)

ALL-TIME RESULTS



2004 35-24 (13-17 SEC)

Head Coach: Ron Polk

MSU Challenge (Starkville, Miss.)

2/27	WESTERN KENTUCKY	12-0	W	9
2/28	ILLINOIS	9-6	W	9
2/29	ILLINOIS	9-3	W	9
3/2	JACKSON STATE	18-4	W	9
3/3	MISSISSIPPI VALLEY STATE	9-1	W	9
3/6	TENNESSEE TECH	12-1	W	9
3/7	TENNESSEE TECH	8-0	W	9
3/9	SOUTH ALABAMA	4-2	W	9
3/10	SOUTH ALABAMA	3-2	W	9

NBC Classic (Starkville, Miss.)

3/12	USC	4-5	L	9
3/13	USC	0-3	L	9
3/14	USC	4-1	W	9

Entergy Louisiana Challenge (Jackson, Miss.)

3/16	vs. Louisiana Tech	7-0	W	9
3/17	vs. ULM	7-3	W	(12)
3/19	#19 TENNESSEE *	4-9	L	9
3/20	#19 TENNESSEE *	3-8	L	9
3/21	#19 TENNESSEE *	2-1	W	(10)
3/23	#30 BIRMINGHAM-SOUTHERN	1-10	L	9
3/24	SAMFORD	0-6	L	9
3/26	at #1 LSU *	7-3	W	9
3/27	at #1 LSU *	6-11	L	9
3/28	at #1 LSU *	3-14	L	9
3/30	UAB	6-5	W	9
3/31	ULM	8-4	W	9
4/2	#4 OLE MISS *	1-7	L	9
4/3	#4 OLE MISS *	7-5	W	9
4/4	#4 OLE MISS *	2-4	L	9
4/6	at #11 Southern Miss	18-9	W	9
4/7	at #11 Southern Miss	9-7	W	9
4/9	at Kentucky *	9-10	L	9
4/10	at Kentucky *	10-8	W	9
4/11	at Kentucky *	12-3	W	9

Mayor's Cup (Jackson, Miss.)

4/13	vs. #7 Ole Miss	4-10	L	9
4/16	#19 FLORIDA *	11-2	W	9
4/17	#19 FLORIDA *	6-16	L	9
4/18	#19 FLORIDA *	3-8	L	9
4/20	MEMPHIS	10-2	W	9
4/21	MEMPHIS	7-2	W	(6)
4/23	at #11 Auburn *	6-4	W	9
4/24	at #11 Auburn *	9-8	W	(13)
4/25	at #11 Auburn *	5-6	L	9
4/27	at UAB	12-2	W	9
4/28	at Birmingham-Southern	7-1	W	9
4/30	at Vanderbilt *	2-7	L	9
5/1	at Vanderbilt *	1-5	L	9
5/2	at Vanderbilt *	4-5	L	(10)
5/7	#19 GEORGIA *	6-7	L	9
5/8	#19 GEORGIA *	4-8	L	9
5/9	#19 GEORGIA *	6-8	L	(11)
5/12	LOUISIANA TECH	10-7	W	9
5/15	#11 ARKANSAS *	3-2	W	(10)
5/16	#11 ARKANSAS *	5-4	W	7
5/17	#11 ARKANSAS *	2-4	L	(8)
5/21	at Alabama *	11-9	W	9
5/22	at Alabama *	7-1	W	9
5/23	at Alabama *	4-1	W	9

NCAA Atlanta Regional (Atlanta, Ga.)

6/4	vs. Texas Tech	6-10	L	9
6/5	vs. Jacksonville State	7-6	W	9
6/6	vs. Texas Tech	7-14	L	9

2005 42-22 (13-16 SEC)

Head Coach: Ron Polk

SEC Tournament Champion

2/25	EASTERN ILLINOIS	3-1	W	9
2/26	EASTERN ILLINOIS	16-6	W	9
3/1	MISSISSIPPI VALLEY STATE	14-7	W	9

NBC Classic (Starkville, Miss.)

3/4	AUSTIN PEAY	4-3	W	9
3/5	KANSAS	5-0	W	9
3/6	KANSAS	9-2	W	9
3/8	LOUISIANA TECH	5-3	W	9
3/9	JACKSON STATE	14-2	W	9
3/11	at Arizona	3-9	L	9
3/12	at Arizona	3-7	L	9
3/13	at Arizona	13-12	W	9
3/15	MEMPHIS	11-8	W	9
3/16	MEMPHIS	4-2	W	9
3/18	VANDERBILT *	3-10	L	9
3/19	VANDERBILT *	5-3	W	9
3/20	VANDERBILT *	5-1	W	9
3/22	NEW ORLEANS	5-1	W	9
3/23	NEW ORLEANS	8-4	W	9
3/25	at Arkansas *	5-3	W	9
3/26	at Arkansas *	13-4	W	9
3/27	at Arkansas *	5-10	L	9

Mayor's Cup (Jackson, Miss.)

3/29	vs. Ole Miss	1-5	L	9
4/3	at Tennessee *	1-2	L	7
4/3	at Tennessee *	1-2	L	7

Played in Jackson, Miss.

4/5	vs. Samford	14-5	W	9
4/8	AUBURN *	4-1	W	9
4/9	AUBURN *	7-8	L	9
4/10	AUBURN *	4-0	W	9
4/12	ULM	9-3	W	9
4/13	SAMFORD	13-1	W	9
4/15	at Georgia *	1-5	L	9
4/16	at Georgia *	6-0	W	9
4/17	at Georgia *	3-6	L	9
4/19	at South Alabama	10-6	W	9

Energy Alabama Challenge (Jackson, Miss.)

4/20	vs. South Alabama	2-1	W	9
4/22	KENTUCKY *	12-4	W	9
4/23	KENTUCKY *	5-12	L	9
4/24	KENTUCKY *	3-2	W	9
4/26	SOUTHERN MISS	5-4	W	9
4/27	SOUTHERN MISS	1-6	L	9
4/29	at Ole Miss *	4-11	L	9
4/30	at Ole Miss *	0-5	L	9
5/1	at Ole Miss *	1-9	L	9
5/6	ALABAMA *	7-3	W	9
5/7	ALABAMA *	3-5	L	9
5/8	ALABAMA *	5-3	W	9

Energy Alabama Challenge (Jackson, Miss.)

5/9	vs. Birmingham-Southern	10-4	W	9
5/10	MISSISSIPPI VALLEY STATE	3-2	W	9
5/13	at Florida *	2-8	L	9
5/14	at Florida *	1-2	L	9
5/15	at Florida *	6-5	W	9
5/17	UT MARTIN	17-3	W	9
5/17	UT MARTIN	8-3	W	9
5/20	LSU *	5-7	L	9
5/21	LSU *	5-3	W	9
5/22	LSU *	2-3	L	9

SEC Tournament (Hoover, Ala.)

5/25	vs. LSU	9-2	W	9
5/26	vs. South Carolina	6-2	W	9
5/28	vs. Tennessee	3-2	W	9
5/29	vs. Ole Miss	4-1	W	9

NCAA Coral Gables Regional (Miami, Fla.)

6/3	vs. FAU	13-2	W	9
6/4	at Miami (Fla.)	1-4	L	9
6/5	vs. FAU	8-4	W	9
6/6	at Miami (Fla.)	4-10	L	9

2006 37-23 (12-17 SEC)

Head Coach: Ron Polk

2/24	MARIST	9-3	W	9
2/26	MARIST	3-1	W	9
2/26	MARIST	4-2	W	9
3/3	ARKANSAS STATE	9-5	W	9
3/4	ARKANSAS STATE	10-4	W	9
3/5	ARKANSAS STATE	5-4	W	9
3/7	LOUISIANA TECH	11-1	W	9
3/8	ULM	7-2	W	9

Cadence Bank Classic (Starkville, Miss.)

3/10	ARIZONA	3-2	W	9
3/11	ARIZONA	9-2	W	9
3/12	ARIZONA	5-4	W	9
3/14	at UAB	20-4	W	9
3/15	at Jacksonville State	7-4	W	9
3/17	TENNESSEE *	8-2	W	9
3/18	TENNESSEE *	4-3	W	9
3/21	UAB	10-3	W	9
3/22	JACKSONVILLE STATE	6-1	W	9
3/24	at LSU *	11-1	W	9
3/25	at LSU *	6-8	L	9
3/26	at LSU *	7-6	W	(10)
3/28	BIRMINGHAM-SOUTHERN	5-4	W	9
3/29	BIRMINGHAM-SOUTHERN	9-2	W	9
3/31	at Alabama *	3-5	L	9
4/1	at Alabama *	4-5	L	9
4/2	at Alabama *	4-2	W	(11)
4/4	at Louisiana Tech	12-13	L	9

Played in Pearl, Miss.

4/5	vs. ULM	15-4	W	9
4/5	vs. ULM	11-0	W	9
4/7	GEORGIA *	15-5	W	9
4/8	GEORGIA *	1-6	L	9
4/9	GEORGIA *	2-4	L	9

Mayor's Cup (Jackson, Miss.)

4/11	vs. Ole Miss	0-1	L	9
4/14	at Auburn *	4-9	L	9
4/15	at Auburn *	17-10	W	9
4/16	at Auburn *	3-7	L	9
4/18	at Memphis	12-8	W	9

Played at AutoZone Park

4/19	vs. Memphis	5-3	W	9
4/22	ARKANSAS *	2-6	L	9
4/22	ARKANSAS *	9-8	W	9
4/23	ARKANSAS *	4-6	L	9
4/25	at Southern Miss	6-13	L	9
4/26	at Southern Miss	3-6	L	9
4/28	at South Carolina *	5-11	L	9
4/29	at South Carolina *	7-2	W	9
4/30	at South Carolina *	7-9	L	(11)
5/2	MISSISSIPPI VALLEY STATE	21-2	W	9
5/5	FLORIDA *	6-2	W	9
5/6	FLORIDA *	8-1	W	9
5/6	FLORIDA *	6-9	L	9
5/12	at Kentucky *	5-18	L	9
5/13	at Kentucky *	2-3	L	9
5/14	at Kentucky *	9-10	L	9
5/16	UT MARTIN	8-6	W	9
5/18	OLE MISS *	5-6	L	(10)
5/19	OLE MISS *	11-1	W	9
5/20	OLE MISS *	11-13	L	9

NCAA Clemson Regional (Clemson, S.C.)

6/2	vs. Elon	4-5	L	9
6/3	vs. UNC Asheville	5-4	W	9
6/4	vs. Elon	12-3	W	9
6/4	at Clemson	6-8	L	9



ALL-TIME RESULTS

2007 38-22 (15-13 SEC)

Head Coach: Ron Polk

2/23	MURRAY STATE	10-5	W	9
2/24	MURRAY STATE	13-1	W	9
2/25	MURRAY STATE	17-9	W	9
2/27	MISSISSIPPI VALLEY STATE	13-2	W	9

Cadence Bank Classic (Starkville, Miss.)

3/2	TROY	2-1	W	9
3/3	MICHIGAN	3-4	L	9
3/4	TROY	12-4	W	9
3/6	UAB	12-10	W	9
3/7	JACKSONVILLE STATE	11-9	W	9

Quala-T Imprints Baylor Classic (Waco, Texas)

3/9	vs. Winthrop	6-7	L	(10)
3/10	at Baylor	8-6	W	9
3/11	vs. San Francisco	2-1	W	9
3/14	at Dallas Baptist	8-11	L	9
3/16	at Florida *	12-9	W	9
3/17	at Florida *	8-10	L	9
3/18	at Florida *	14-13	W	9
3/21	SAMFORD	7-6	W	9
3/23	SOUTH CAROLINA *	3-20	L	9
3/24	SOUTH CAROLINA *	6-5	W	(12)
3/25	SOUTH CAROLINA *	3-8	L	9
3/27	MEMPHIS	9-8	W	9
3/28	MEMPHIS	11-9	W	9
3/30	KENTUCKY *	10-7	W	9
3/31	KENTUCKY *	6-10	L	9
4/1	KENTUCKY *	5-4	W	9
4/3	ULM	17-7	W	9
4/6	at Arkansas *	11-9	W	9
4/7	at Arkansas *	2-1	W	9
4/8	at Arkansas *	3-9	L	9

Played in Pearl, Miss.

4/11	vs. South Alabama	5-1	W	9
4/13	at TENNESSEE *	4-3	W	9

Governor's Cup (Pearl, Miss.)

4/17	vs. Ole Miss	14-9	W	9
4/20	LSU *	12-3	W	9
4/21	LSU *	5-6	L	9
4/22	LSU *	1-3	L	9
4/24	SOUTHERN MISS	11-2	W	9
4/25	SOUTHERN MISS	7-4	W	9
4/27	at Ole Miss *	7-17	L	9
4/28	at Ole Miss *	1-5	L	9
4/29	at Ole Miss *	4-1	W	(17)
5/4	AUBURN *	4-1	W	9
5/5	AUBURN *	11-6	W	9
5/6	AUBURN *	9-5	W	9
5/8	at Austin Peay	2-3	L	(11)
5/9	at Austin Peay	5-7	L	9
5/12	at Georgia *	4-2	W	9
5/13	at Georgia *	1-2	L	7
5/13	at Georgia *	3-5	L	7
5/17	ALABAMA *	3-4	L	9
5/18	ALABAMA *	9-3	W	9
5/19	ALABAMA *	7-9	L	9

SEC Tournament (Hoover, Ala.)

5/23	vs. Ole Miss	1-3	L	9
5/24	vs. Vanderbilt	2-3	L	9

NCAA Tallahassee Regional (Tallahassee, Fla.)

6/1	vs. Stetson	6-3	W	9
6/2	at Florida State	3-0	W	9
6/3	at Florida State	9-4	W	9

NCAA Starkville Super Regional (Starkville, Miss.)

6/8	CLEMSON	8-6	W	9
6/9	CLEMSON	8-5	W	9

NCAA College World Series (Omaha, Neb.)

6/15	vs. North Carolina	5-8	L	9
6/17	vs. Louisville	4-12	L	9

2008 23-33 (9-21 SEC)

Head Coach: Ron Polk

2/22	at North Florida	8-2	W	9
2/23	at North Florida	9-17	L	9
2/24	at North Florida	6-11	L	9
2/26	UAB	9-2	W	9
3/1	AIR FORCE	3-1	W	9
3/1	AIR FORCE	4-6	L	9
3/2	AIR FORCE	16-8	W	9
3/4	ARKANSAS-LITTLE ROCK	5-9	L	9
3/5	ARKANSAS-LITTLE ROCK	6-3	W	9

Cadence Bank Classic (Starkville, Miss.)

3/9	BAYLOR	4-5	L	9
3/9	BAYLOR	11-16	L	9
3/10	BAYLOR	3-6	L	9
3/11	MISSISSIPPI VALLEY STATE	15-0	W	9
3/12	MISSISSIPPI VALLEY STATE	11-5	W	9
3/14	OLE MISS *	6-15	L	9
3/15	OLE MISS *	6-11	L	9
3/16	OLE MISS *	4-0	W	9
3/18	at UAB	24-10	W	9
3/21	at South Carolina *	1-9	L	9
3/22	at South Carolina *	1-4	L	9
3/23	at South Carolina *	3-10	L	9
3/25	SOUTH ALABAMA	5-6	L	9
3/26	SOUTH ALABAMA	7-6	W	(11)
3/28	GEORGIA *	3-2	W	(10)
3/29	GEORGIA *	1-5	L	9
3/30	GEORGIA *	3-5	L	(10)
4/1	AUSTIN PEAY	13-4	W	9
4/2	AUSTIN PEAY	10-2	W	9
4/5	at Kentucky *	6-5	W	9
4/5	at Kentucky *	4-13	L	9
4/6	at Kentucky *	8-9	L	9

Played at AutoZone Park

4/8	vs. Memphis	8-9	L	(10)
4/11	VANDERBILT *	8-15	L	9
4/12	VANDERBILT *	0-16	L	9
4/13	VANDERBILT *	3-4	L	9

Governor's Cup (Pearl, Miss.)

4/15	vs. Ole Miss	6-5	W	9
4/18	at Alabama *	7-21	L	9
4/19	at Alabama *	6-4	W	9
4/20	at Alabama *	3-4	L	9
4/22	at Southern Miss	7-11	L	9
4/23	at Southern Miss	7-12	L	9
4/25	TENNESSEE *	4-3	W	(12)
4/26	TENNESSEE *	9-12	L	9
4/27	TENNESSEE *	7-3	W	(8)
5/2	at Auburn *	4-11	L	9
5/3	at Auburn *	4-3	W	9
5/4	at Auburn *	2-12	L	9

Played in Winchester, Tenn.

5/6	vs. Middle Tennessee State	5-20	L	9
5/7	vs. Middle Tennessee State	4-3	W	9
5/9	at LSU *	6-15	L	9
5/10	at LSU *	4-16	L	9
5/11	at LSU *	6-9	L	9
5/13	MEMPHIS	4-1	W	9
5/15	ARKANSAS *	6-5	W	9
5/16	ARKANSAS *	6-5	W	9
5/17	ARKANSAS *	10-15	L	9

2009 25-29 (9-20 SEC)

Head Coach: John Cohen

BankFirst Baseball Challenge (Starkville, Miss.)

2/20	NORTHERN ILLINOIS	8-1	W	9
2/21	NORTH FLORIDA	7-1	W	9
2/21	NORTHERN ILLINOIS	10-11	L	9
2/22	NORTH FLORIDA	9-7	W	9
2/24	SOUTH ALABAMA	5-1	W	9
2/25	MISSISSIPPI VALLEY STATE	4-3	W	9
2/28	NICHOLLS STATE	10-8	W	9
2/28	NICHOLLS STATE	6-3	W	9
3/5	at Hawaii	3-1	W	9
3/6	at Hawaii	4-7	L	9
3/7	at Hawaii	5-10	L	9
3/8	at Hawaii	5-11	L	9
3/11	VALPARAISO	9-2	W	9
3/11	VALPARAISO	5-4	W	9
3/14	SOUTH CAROLINA *	13-6	W	9
3/15	SOUTH CAROLINA *	10-3	W	9
3/15	SOUTH CAROLINA *	4-5	L	7

Played in Pearl, Miss.

3/17	vs. Southern Miss	7-10	L	9
3/18	UAB	8-4	W	9
3/20	at Georgia *	3-5	L	9
3/21	at Georgia *	0-4	L	9
3/22	at Georgia *	6-10	L	9
3/24	at South Alabama	12-17	L	9
3/25	MEMPHIS	6-3	W	9
3/28	at Arkansas *	9-20	L	9
3/29	at Arkansas *	1-5	L	7
3/29	at Arkansas *	12-4	W	7
4/1	at ULM	1-7	L	9
4/3	AUBURN *	8-9	L	9
4/4	AUBURN *	8-3	W	9
4/5	AUBURN *	10-12	L	9
4/7	at UAB	10-0	W	9
4/8	SOUTHERN MISS	7-6	W	9
4/10	at Tennessee *	1-6	L	9
4/11	at Tennessee *	2-4	L	9
4/12	at Tennessee *	10-9	W	9

Governor's Cup (Pearl, Miss.)

4/14	vs. Ole Miss	1-8	L	9
4/17	KENTUCKY *	4-5	L	(11)
4/18	KENTUCKY *	4-3	W	(10)
4/19	KENTUCKY *	17-22	L	9
4/21	MIDDLE TENNESSEE STATE	6-10	L	9
4/22	MIDDLE TENNESSEE STATE	9-8	W	9
4/24	at Vanderbilt *	6-8	L	9
4/25	at Vanderbilt *	4-10	L	9
4/26	at Vanderbilt *	3-11	L	9
5/1	ALABAMA *	8-10	L	9
5/3	ALABAMA *	16-17	L	9
5/8	at Ole Miss *	6-5	W	9
5/9	at Ole Miss *	11-8	W	9
5/10	at Ole Miss *	1-8	L	9

Played at AutoZone Park

5/12	vs. Memphis	6-5	W	9
5/14	LSU *	4-5	L	9
5/15	LSU *	8-7	W	9
5/16	LSU *	4-15	L	9

ALL-TIME RESULTS



2010 23-33 (6-24 SEC)

Head Coach: John Cohen

2/19	RHODE ISLAND	9-8	W	9
2/20	RHODE ISLAND	9-0	W	9
2/21	RHODE ISLAND	12-6	W	9
2/23	UAB	6-5	W	9
2/26	SOUTHEASTERN LOUISIANA	1-4	L	9
2/27	SOUTHEASTERN LOUISIANA	5-8	L	9
2/28	SOUTHEASTERN LOUISIANA	5-6	L	9

Bank First Baseball Challenge (Starkville, Miss.)

3/5	SOUTHEAST MISSOURI STATE	10-7	W	(10)
3/6	MICHIGAN STATE	7-4	W	9
3/6	SOUTHEAST MISSOURI STATE	3-2	W	9
3/7	MICHIGAN STATE	14-6	W	9
3/10	WESTERN KENTUCKY	9-3	W	9

Whataburger Classic (Corpus Christi, Texas)

3/12	vs. #15 Oklahoma	5-16	L	9
3/13	vs. #10 UCLA	2-5	L	9
3/14	at Texas A&M-Corpus Christi	6-8	L	9
3/14	at Texas A&M-Corpus Christi	4-2	W	(10)
3/17	MISSISSIPPI VALLEY STATE	16-2	W	9
3/19	at #6 Florida *	2-7	L	9
3/20	at #6 Florida *	4-5	L	9
3/21	at #6 Florida *	1-4	L	9
3/24	MEMPHIS	7-6	W	9
3/26	GEORGIA *	9-8	W	9
3/27	GEORGIA *	4-7	L	9
3/28	GEORGIA *	11-10	W	9

Governor's Cup (Pearl, Miss.)

3/30	vs. #14 Ole Miss	3-5	L	9
4/2	at #12 South Carolina *	2-10	L	9
4/3	at #12 South Carolina *	8-7	W	9
4/4	at #12 South Carolina *	2-14	L	9
4/6	JACKSON STATE	18-2	W	9
4/9	#9 ARKANSAS *	3-8	L	9
4/10	#9 ARKANSAS *	5-8	L	9
4/11	#9 ARKANSAS *	3-13	L	9
4/14	SOUTH ALABAMA	9-5	W	9
4/16	TENNESSEE *	13-15	L	9
4/17	TENNESSEE *	11-7	W	9
4/18	TENNESSEE *	14-6	W	9
4/20	ALCORN STATE	27-4	W	9
4/23	at Alabama *	5-8	L	9
4/25	at Alabama *	8-9	L	(8)
4/25	at Alabama *	4-6	L	7
4/30	#14 OLE MISS *	2-4	L	9
5/1	#14 OLE MISS *	10-12	L	9
5/2	#14 OLE MISS *	11-19	L	(7)

Played in Pearl, Miss.

5/4	vs. Jackson State	1-3	L	9
5/5	vs. Southern Miss	3-14	L	9
5/7	at #19 Auburn *	6-9	L	9
5/8	at #19 Auburn *	14-16	L	9
5/9	at #19 Auburn *	8-11	L	9
5/12	NORTHWESTERN STATE	8-5	W	9
5/14	#17 VANDERBILT *	8-13	L	9
5/15	#17 VANDERBILT *	7-13	L	(10)
5/16	#17 VANDERBILT *	4-14	L	9
5/18	at #29 Southern Miss	16-9	W	9
5/20	at #27 LSU *	13-14	L	9
5/21	at #27 LSU *	3-17	L	9
5/22	at #27 LSU *	2-1	W	9

2011 38-25 (14-16 SEC)

Head Coach: John Cohen

2/18	AKRON	11-0	W	9
2/19	LAMAR	2-0	W	9
2/19	AKRON	10-1	W	9
2/20	LAMAR	17-2	W	9
2/22	NORTHWESTERN STATE	6-4	W	9
2/25	BELMONT	1-2	L	9
2/26	BELMONT	5-3	W	9
2/27	BELMONT	14-5	W	9
3/1	ALCORN STATE	8-1	W	9
3/4	IOWA	3-5	L	9
3/5	GEORGIA STATE	8-1	W	9
3/5	IOWA	6-7	L	9
3/6	GEORGIA STATE	7-3	W	9
3/9	at UAB	4-6	L	9
3/11	SACRED HEART	5-0	W	9
3/12	SACRED HEART	6-5	W	9
3/13	SACRED HEART	3-8	L	9
3/15	EASTERN ILLINOIS	9-4	W	9
3/16	at Lipscomb	14-4	W	9
3/18	at #2 Vanderbilt *	0-10	L	9
3/19	at #2 Vanderbilt *	0-4	L	9
3/20	at #2 Vanderbilt *	9-8	W	9
3/25	#21 AUBURN *	7-6	W	9
3/26	#21 AUBURN *	15-8	W	9
3/27	#21 AUBURN *	5-0	W	9
3/30	ALABAMA A&M	18-0	W	(7)
4/1	at Georgia *	1-4	L	9
4/2	at Georgia *	3-4	L	9
4/3	at Georgia *	1-4	L	9

Played in Pearl, Miss.

4/5	vs. #14 Southern Miss	5-4	W	9
4/8	#4 FLORIDA *	7-5	W	9
4/9	#4 FLORIDA *	0-18	L	9
4/10	#4 FLORIDA *	1-3	L	9
4/15	at #13 Arkansas *	5-6	L	9
4/16	at #13 Arkansas *	1-6	L	9
4/17	at #13 Arkansas *	5-3	W	9

Governor's Cup (Pearl, Miss.)

4/19	vs. Ole Miss	6-1	W	9
4/22	#2 SOUTH CAROLINA *	2-8	L	9
4/23	#2 SOUTH CAROLINA *	5-3	W	9
4/24	#2 SOUTH CAROLINA *	4-13	L	9
4/30	ALABAMA *	4-5	L	(10)
4/30	ALABAMA *	4-5	L	9
5/1*	ALABAMA *	8-5	W	9
5/3	at South Alabama	15-9	W	9
5/6	at Tennessee *	16-5	W	9
5/7	at Tennessee *	5-3	W	9
5/8	at Tennessee *	5-2	W	9
5/10	MISSISSIPPI VALLEY STATE	13-3	W	9
5/12	at Ole Miss *	7-6	W	9
5/13	at Ole Miss *	7-4	W	9
5/14	at Ole Miss *	3-12	L	9

AutoZone Park (Memphis, Tenn.)

5/17	vs. Memphis	8-3	W	9
5/19	LSU *	1-17	L	9
5/20	LSU *	6-5	W	9
5/21	LSU *	3-6	L	9

SEC Tournament (Hoover, Ala.)

5/25	vs. Florida	5-7	L	9
5/26	vs. Arkansas	2-7	L	9

NCAA Atlanta Regional (Atlanta, Ga.)

6/3	vs. Southern Miss	3-0	W	9
6/4	vs. Austin Peay	8-3	W	9
6/5	at #9 Georgia Tech	7-3	W	9

NCAA Gainesville Super Regional (Gainesville, Fla.)

6/10	at #1 Florida	1-11	L	9
6/11	at #1 Florida	4-3	W	9
6/12	at #1 Florida	6-8	L	9

2012 40-24 (16-14 SEC)

Head Coach: John Cohen

SEC Tournament Champions

2/17	WASHINGTON STATE	6-2	W	9
2/19	WASHINGTON STATE	5-6	L	(13)
2/19	WASHINGTON STATE	5-4	W	9
2/24	KANSAS	1-0	W	9
2/25	MISSISSIPPI VALLEY STATE	13-5	W	9
2/25	KANSAS	3-1	W	9
2/26	MISSISSIPPI VALLEY STATE	5-1	W	9
2/29	MEMPHIS	6-7	L	9
3/2	CONNECTICUT	5-4	W	9
3/3	LIPSCOMB	6-4	W	9
3/3	CONNECTICUT	3-1	W	9
3/4	LIPSCOMB	16-6	W	9
3/6	PENN STATE	7-3	W	9
3/7	PENN STATE	10-6	W	9
3/9	MERCER	5-3	W	9
3/10	MERCER	1-6	L	9
3/11	MERCER	3-1	W	9
3/13	at Southeastern Louisiana	3-4	L	9
3/14	at Southeastern Louisiana	1-5	L	9
3/16	at LSU *	2-3	L	(10)
3/17	at LSU *	3-4	L	9
3/18	at LSU *	7-1	W	9
3/23	#3 ARKANSAS *	11-2	W	9
3/24	#3 ARKANSAS *	0-8	L	9
3/25	#3 ARKANSAS *	5-8	L	(11)
3/27	ALCORN STATE	6-2	W	9
3/30	at #24 Auburn *	5-3	W	9
3/31	at #24 Auburn *	6-10	L	9
4/1	at #24 Auburn *	2-8	L	9
4/6	VANDERBILT *	7-4	W	9
4/7	VANDERBILT *	3-4	L	(12)
4/8	VANDERBILT *	8-7	W	9
4/10	SOUTH ALABAMA	2-0	W	(12)
4/13	at #7 South Carolina *	6-7	L	9
4/14	at #7 South Carolina *	3-5	L	9
4/15	at #7 South Carolina *	4-6	L	9

Governor's Cup (Pearl, Miss.)

4/17	vs. #22 Ole Miss	3-6	L	9
4/19	TENNESSEE *	2-1	W	(11)
4/20	TENNESSEE *	7-1	W	9
4/21	TENNESSEE *	3-2	W	(14)

Played in Pearl, Miss.

4/24	vs. Southern Miss	5-0	W	9
4/27	#21 OLE MISS *	4-0	W	9
4/28	#21 OLE MISS *	2-6	L	9
4/29	#21 OLE MISS *	4-2	W	9
5/4	at Alabama *	3-1	W	9
5/5	at Alabama *	3-2	W	9
5/6	at Alabama *	7-8	L	9
5/8	MISSISSIPPI VALLEY STATE	6-3	W	9
5/11	at #5 Florida *	1-4	L	9
5/12	at #5 Florida *	2-0	W	9
5/13	at #5 Florida *	1-2	L	9
5/15	CENTRAL ARKANSAS	0-2	L	9
5/17	#2 KENTUCKY *	3-1	W	9
5/18	#2 KENTUCKY *	4-3	W	9
5/19	#2 KENTUCKY *	11-3	W	9

SEC Tournament (Hoover, Ala.)

5/22	vs. #25 Arkansas	9-1	W	9
5/23	vs. #2 LSU	3-2	W	9
5/24	vs. #12 Kentucky	1-5	L	9
5/25	vs. #2 LSU	4-3	W	(10)
5/26	vs. #12 Kentucky	2-1	W	9
5/27	vs. Vanderbilt	3-0	W	9

NCAA Tallahassee Regional (Tallahassee, Fla.)

6/1	vs. Samford	0-5	L	9
6/2	vs. UAB	8-1	W	9
6/3	vs. Samford	2-3	L	9



ALL-TIME RESULTS

2013 51-20 (16-14 SEC)

Head Coach: John Cohen

2/15	PORTLAND	16-1	W	9
2/16	PORTLAND	2-1	W	9
2/17	PORTLAND	7-1	W	9
2/17	PORTLAND	6-0	W	9
2/19	GRAMBLING	2-0	W	9

Diamond Classic (Starkville, Miss.)

2/22	PURDUE	3-2	W	9
2/23	SAMFORD	8-2	W	9
2/23	PURDUE	7-6	W	9
2/24	SAMFORD	8-1	W	9
2/26	RHODE ISLAND	13-2	W	9
2/27	RHODE ISLAND	17-5	W	9
3/1	SAINT JOSEPH'S	10-0	W	9
3/2	SAINT JOSEPH'S	4-1	W	9
3/3	SAINT JOSEPH'S	3-2	W	9
3/3	SAINT JOSEPH'S	2-0	W	9
3/5	MISSISSIPPI VALLEY STATE	14-2	W	9
3/8	CENTRAL ARKANSAS	4-2	W	9
3/9	CENTRAL ARKANSAS	5-7	L	(10)
3/10	CENTRAL ARKANSAS	3-7	L	9

Played in Pearl, Miss.

3/12	vs. Southern Miss	13-5	W	9
3/15	#2 LSU *	4-6	L	(10)
3/16	#2 LSU *	3-7	L	9
3/17	#2 LSU *	10-2	W	9
3/19	ALCORN STATE	7-6	W	9
3/22	at #8 Kentucky *	8-4	W	9
3/23	at #8 Kentucky *	2-3	L	9
3/23	at #8 Kentucky *	3-4	L	9
3/26	AUSTIN PEAY	13-5	W	9
3/29	at #11 Arkansas *	4-5	L	9
3/30	at #11 Arkansas *	4-1	W	9
3/31	at #11 Arkansas *	1-3	L	9
4/2	at South Alabama	6-4	W	9
4/5	FLORIDA *	7-3	W	9
4/6	FLORIDA *	2-0	W	9
4/7	FLORIDA *	3-8	L	9

Governor's Cup (Pearl, Miss.)

4/9	vs. #18 Ole Miss	5-1	W	9
4/12	at #24 Texas A&M *	3-2	W	9
4/13	at #24 Texas A&M *	9-3	W	9
4/14	at #24 Texas A&M *	15-4	W	9
4/18	AUBURN *	6-3	W	9
4/19	AUBURN *	1-3	L	9
4/20	AUBURN *	6-0	W	9
4/23	at Memphis	12-1	W	9
4/26	at #3 Vanderbilt *	1-3	L	9
4/27	at #3 Vanderbilt *	2-5	L	9
4/28	at #3 Vanderbilt *	3-8	L	9
5/4	ALABAMA *	10-6	W	9
5/4	ALABAMA *	5-4	W	(10)
5/5	ALABAMA *	7-6	W	(11)
5/10	at #20 Ole Miss *	0-3	L	9
5/11	at #20 Ole Miss *	8-10	L	9
5/12	at #20 Ole Miss *	7-6	W	9
5/14	ORAL ROBERTS	3-2	W	9
5/16	#12 SOUTH CAROLINA *	5-4	W	9
5/17	#12 SOUTH CAROLINA *	3-5	L	(10)
5/18	#12 SOUTH CAROLINA *	7-2	W	9

SEC Tournament (Hoover, Ala.)

5/21	vs. Missouri	2-1	W	(17)
5/22	vs. #12 South Carolina	5-3	W	9
5/23	vs. Texas A&M	6-4	W	9
5/25	vs. #1 Vanderbilt	8-16	L	9

NCAA Starkville Regional (Starkville, Miss.)

5/31	CENTRAL ARKANSAS	5-3	W	9
6/1	SOUTH ALABAMA	6-2	W	9
6/2	CENTRAL ARKANSAS	2-5	L	9
6/3	CENTRAL ARKANSAS	6-1	W	9

NCAA Charlottesville Super Regional (Charlottesville, Va.)

6/8	at #6 Virginia	11-6	W	9
6/9	at #6 Virginia	6-5	W	9

NCAA College World Series (Omaha, Neb.)

6/15	vs. #3 Oregon State	5-4	W	9
6/17	vs. #8 Indiana	5-4	W	9
6/21	vs. #3 Oregon State	4-1	W	9
6/24	vs. #6 UCLA	1-3	L	9
6/25	vs. #6 UCLA	0-8	L	9

2014 39-24 (18-12 SEC)

Head Coach: John Cohen

2/14	WESTERN CAROLINA	2-3	L	9
2/15	WESTERN CAROLINA	6-1	W	9
2/16	WESTERN CAROLINA	7-2	W	9
2/19	MEMPHIS	4-6	L	9
2/21	HOLY CROSS	6-2	W	9
2/22	HOLY CROSS	8-4	W	9
2/23	HOLY CROSS	6-7	L	9
2/23	HOLY CROSS	1-6	L	9
2/25	MOUNT ST. MARY'S	13-1	W	9
2/26	MOUNT ST. MARY'S	10-1	W	9

Diamond Classic (Starkville, Miss.)

2/28	MICHIGAN STATE	4-2	W	9
3/1	EASTERN ILLINOIS	4-3	W	9
3/1	MICHIGAN STATE	7-1	W	9
3/2	EASTERN ILLINOIS	9-0	W	9
3/5	SOUTH ALABAMA	3-0	W	9

Hi Corbett Classic (Tucson, Ariz.)

3/7	vs. UC Santa Barbara at Arizona	3-8	L	9
3/7	vs. UC Santa Barbara at Arizona	3-12	L	9
3/8	vs. UC Santa Barbara at Arizona	6-7	L	9
3/9	vs. UC Santa Barbara at Arizona	6-4	W	9
3/11	SOUTHERN ILLINOIS	3-0	W	9
3/14	at Georgia *	1-7	L	9
3/15	at Georgia *	6-1	W	9
3/15	at Georgia *	4-1	W	9
3/21	#3 VANDERBILT *	17-2	W	9
3/22	#3 VANDERBILT *	6-3	W	9
3/23	#3 VANDERBILT *	1-5	L	9
3/25	SOUTHEAST MISSOURI STATES-2	W	9	
3/29	ARKANSAS *	0-4	L	9
3/29	ARKANSAS *	5-1	W	9
3/30	ARKANSAS *	5-1	W	9
4/4	at #9 LSU *	0-3	L	9
4/5	at #9 LSU *	1-2	L	9
4/6	at #9 LSU *	4-17	L	9

Played in Pearl, Miss.

4/8	vs. Southern Miss	4-3	W	(11)
4/11	#13 OLE MISS *	1-6	L	9
4/12	#13 OLE MISS *	6-5	W	(10)
4/13	#13 OLE MISS *	2-12	L	9
4/15	ALCORN STATE	16-2	W	9
4/18	at Missouri *	3-2	W	(11)
4/19	at Missouri *	6-2	W	9
4/20	at Missouri *	9-7	W	(11)

Governor's Cup (Pearl, Miss.)

4/22	vs. #12 Ole Miss	8-3	W	9
4/24	TEXAS A&M *	5-1	W	9
4/25	TEXAS A&M *	3-6	L	9
4/26	TEXAS A&M *	4-6	L	9
4/30	JACKSONVILLE STATE	1-2	L	9
5/2	at Auburn *	3-0	W	9
5/3	at Auburn *	3-0	W	9
5/4	at Auburn *	12-1	W	9
5/9	TENNESSEE *	2-4	L	9
5/10	TENNESSEE *	1-0	W	(10)
5/11	TENNESSEE *	4-3	W	(12)
5/15	at #19 Alabama *	9-4	W	9
5/16	at #19 Alabama *	1-0	W	9
5/17	at #19 Alabama *	1-2	L	9

SEC Tournament (Hoover, Ala.)

5/20	vs. Georgia *	5-4	W	(10)
5/21	vs. #6 South Carolina *	12-0	W	(7)
5/22	vs. Kentucky *	6-7	L	(12)
5/23	vs. #7 Florida *	1-5	L	9

NCAA Lafayette Regional (Lafayette, La.)

5/30	vs. San Diego State	5-2	W	9
5/31	vs. Jackson State	3-1	W	9
6/1	at #1 Louisiana-Lafayette	8-14	L	9
6/2	at #1 Louisiana-Lafayette	3-5	L	9

2015 24-30 (8-22 SEC)

Head Coach: John Cohen

2/13	CINCINNATI	6-2	W	9
2/14	MIAMI (OHIO)	7-1	W	9
2/14	CINCINNATI	19-5	W	9
2/15	CINCINNATI	16-7	W	9
2/20	MARSHALL	6-2	W	9
2/21	ALABAMA A&M	18-2	W	9
2/21	MARSHALL	7-4	W	9
2/22	ALABAMA A&M	2-1	W	9
2/24	ALCORN STATE	10-2	W	9
2/27	ARIZONA	4-2	W	9
2/28	ARIZONA	6-2	W	9
2/28	SAMFORD	8-2	W	9
3/1	SAMFORD	6-2	W	9
3/3	ARKANSAS-PINE BLUFF	2-3	L	9
3/6	SAN DIEGO	1-2	L	9
3/7	SAN DIEGO	4-2	W	9
3/8	SAN DIEGO	6-9	L	9
3/10	WESTERN KENTUCKY	6-5	W	(10)
3/11	WESTERN KENTUCKY	1-3	L	9
3/14	ALABAMA *	5-10	L	9
3/14	ALABAMA *	4-1	W	9
3/15	ALABAMA *	4-8	L	9
3/17	EASTERN ILLINOIS	5-2	W	9
3/20	at Kentucky *	2-10	L	9
3/21	at Kentucky *	7-9	L	9
3/22	at Kentucky *	12-5	W	9

Played in Pearl, Miss.

3/24	vs. Southern Miss	0-3	L	9
3/27	AUBURN *	0-5	L	9
3/28	AUBURN *	0-4	L	9
3/29	AUBURN *	3-1	W	9
3/31	at South Alabama	7-8	L	(11)
4/2	#13 SOUTH CAROLINA *	13-2	W	9
4/3	#13 SOUTH CAROLINA *	7-5	W	9
4/4	#13 SOUTH CAROLINA *	7-13	L	9

Played in AutoZone Park

4/7	vs. Memphis	1-7	L	9
4/10	at #1 Texas A&M *	1-3	L	9
4/11	at #1 Texas A&M *	3-2	W	9
4/12	at #1 Texas A&M *	5-13	L	9
4/17	#6 FLORIDA *	3-6	L	9
4/18	#6 FLORIDA *	1-2	L	9
4/19	#6 FLORIDA *	5-10	L	9
4/24	at #25 Arkansas *	6-7	L	9
4/25	at #25 Arkansas *	1-6	L	9
4/26	at #25 Arkansas *	2-1	W	9

Governor's Cup (Pearl, Miss.)

4/28	vs. Ole Miss	1-11	L	9
4/30	#1 LSU *	3-5	L	(14)
5/1	#1 LSU *	4-11	L	9
5/2	#1 LSU *	8-7	W	(12)
5/7	at Ole Miss *	3-4	L	9
5/8	at Ole Miss *	10-13	L	9
5/9	at Ole Miss *	7-8	L	(10)
5/14	at Tennessee *	2-5	L	9
5/15	at Tennessee *	6-11	L	9
5/16	at Tennessee *	2-3	L	9

ALL-TIME RESULTS



2016 44-18-1 (21-9 SEC)

SEC Champions

Head Coach: John Cohen

2/19	FAU	6-10	L	9
2/20	SOUTH DAKOTA STATE	17-4	W	9
2/20	FAU	0-4	L	9
2/21	SOUTH DAKOTA STATE	15-5	W	7
2/26	UMASS LOWELL	4-2	W	9
2/27	NICHOLLS STATE	5-0	W	9
2/27	UMASS LOWELL	4-2	W	9
2/28	NICHOLLS STATE	8-0	W	9
3/1	ALCORN STATE	14-0	W	9

Dodger Stadium Classic (Los Angeles, Calif.)

3/4	at #9 UCLA	1-2	L	9
3/5	at #20 USC	8-7	W	9
3/6	vs. Oklahoma	5-5	T	9
3/8	SOUTH ALABAMA	7-3	W	9
3/11	#10 OREGON	10-4	W	9
3/12	#10 OREGON	9-3	W	9
3/13	#10 OREGON	5-2	W	9
3/15	EASTERN KENTUCKY	12-16	L	(10)
3/16	ORAL ROBERTS	1-3	L	9
3/18	at #2 Vanderbilt *	2-1	W	(13)
3/19	at #2 Vanderbilt *	5-4	W	9
3/20	at #2 Vanderbilt *	6-12	L	9
3/22	MISSISSIPPI VALLEY STATE	16-1	W	9
3/24	GEORGIA *	9-2	W	9
3/25	GEORGIA *	3-1	W	9
3/26	GEORGIA *	8-11	L	9

Played in Pearl, Miss.

3/29	vs. Southern Miss	13-5	W	9
4/1	#11 OLE MISS *	3-1	W	9
4/2	#11 OLE MISS *	6-2	W	9
4/3	#11 OLE MISS *	5-8	L	9
4/5	UT MARTIN	14-0	W	9
4/8	at #1 Florida *	2-8	L	9
4/9	at #1 Florida *	10-4	W	9
4/10	at #1 Florida *	2-1	W	9
4/13	MEMPHIS	11-1	W	9
4/15	#3 TEXAS A&M *	3-10	L	9
4/16	#3 TEXAS A&M *	6-10	L	9
4/17	#3 TEXAS A&M *	5-10	L	9

Played in Biloxi, Miss.

4/20	vs. ULM	1-0	W	(14)
4/22	at #7 LSU *	12-8	W	9
4/23	at #7 LSU *	2-1	W	9
4/24	at #7 LSU *	8-11	L	9

Governor's Cup (Pearl, Miss.)

4/26	vs. #12 Ole Miss	2-0	W	9
4/28	at Alabama *	12-5	W	9
4/30	at Alabama *	3-4	L	(9)
4/30	at Alabama *	2-1	W	7
5/5	MISSOURI *	8-2	W	9
5/6	MISSOURI *	4-3	W	9
5/7	MISSOURI *	3-1	W	9
5/11	at Troy	7-3	W	9
5/13	at Auburn *	4-0	W	9
5/14	at Auburn *	16-6	W	9
5/15	at Auburn *	10-3	W	9
5/19	ARKANSAS *	7-0	W	9
5/20	ARKANSAS *	5-1	W	9
5/21	ARKANSAS *	9-4	W	9

SEC Tournament (Hoover, Ala.)

5/25	vs. Alabama	4-1	W	9
5/26	vs. LSU	2-6	L	9
5/27	vs. Florida	2-12	L	(7)

NCAA Starkville Regional (Starkville, Miss.)

6/3	SOUTHEAST MISSOURI STATE	9-5	W	9
6/4	#24 CAL STATE FULLERTON	4-1	W	9
6/5	LOUISIANA TECH	4-0	W	9

NCAA Starkville Super Regional (Starkville, Miss.)

6/10	ARIZONA	0-1	L	9
6/11	ARIZONA	5-6	L	(11)

2017 40-27 (17-13 SEC)

Head Coach: Andy Cannizaro

2/17	#14 TEXAS TECH	2-5	L	9
2/18	WESTERN ILLINOIS	8-2	W	9
2/19	WESTERN ILLINOIS	10-9	W	(11)
2/19	#14 TEXAS TECH	8-5	W	9
2/21	MOREHEAD STATE	8-13	L	9
2/24	INDIANA STATE	11-6	W	9
2/25	MARIST	12-4	W	9
2/25	INDIANA STATE	9-1	W	9
2/26	MARIST	8-9	L	9
3/3	at Oregon	0-1	L	9
3/4	at Oregon	5-4	W	9
3/5	at Oregon	5-6	L	(11)
3/7	#24 LOUISIANA TECH	2-3	L	9
3/10	SOUTH ALABAMA	2-0	W	9
3/12	COLUMBIA	5-4	W	9
3/12	SOUTH ALABAMA	8-6	W	9
3/13	COLUMBIA	11-8	W	9
3/14	ARKANSAS-PINE BLUFF	11-8	W	9
3/17	at Arkansas *	1-3	L	9
3/18	at Arkansas *	4-5	L	9
3/19	at Arkansas *	1-6	L	9

Played in Pearl, Miss.

3/21	vs. Southern Miss	5-7	L	9
3/24	TENNESSEE *	5-4	W	9
3/25	TENNESSEE *	14-4	W	9
3/26	TENNESSEE *	7-4	W	9
3/28	at Memphis	8-3	W	9
3/30	at #19 Ole Miss *	4-3	W	9
3/31	at #19 Ole Miss *	5-3	W	9
4/1	at #19 Ole Miss *	2-1	W	9
4/4	FIU	3-8	L	9
4/5	FIU	9-7	W	(10)
4/7	#8 KENTUCKY *	2-5	L	9
4/8	#8 KENTUCKY *	10-6	W	9
4/9	#8 KENTUCKY *	10-6	W	9
4/11	MISSISSIPPI VALLEY STATE	5-0	W	9
4/14	at #8 South Carolina *	7-4	W	9
4/15	at #8 South Carolina *	5-4	W	9
4/16	at #8 South Carolina *	1-6	L	9
4/18	at South Alabama	2-5	L	9
4/20	ALABAMA *	6-5	W	9
4/21	ALABAMA *	4-3	W	9
4/21	ALABAMA *	13-12	W	(13)

Governor's Cup (Pearl, Miss.)

4/25	vs. Ole Miss	4-2	W	9
4/28	#5 AUBURN *	5-2	W	9
4/29	#5 AUBURN *	8-17	L	9
4/29	#5 AUBURN *	3-5	L	9
5/4	at #15 Texas A&M *	2-9	L	9
5/5	at #15 Texas A&M *	5-1	W	9
5/6	at #15 Texas A&M *	4-3	W	9
5/12	at Georgia *	9-3	W	9
5/13	at Georgia *	1-4	L	9
5/14	at Georgia *	1-4	L	9
5/16	TROY	10-8	W	9
5/18	#5 LSU *	1-3	L	9
5/19	#5 LSU *	5-11	L	9
5/20	#5 LSU *	7-11	L	9

SEC Tournament (Hoover, Ala.)

5/24	vs. Georgia	3-0	W	9
5/25	vs. Arkansas	4-3	W	9
5/26	vs. Florida	3-12	L	9
5/26	vs. Arkansas	2-9	L	9

NCAA Hattiesburg Regional (Hattiesburg, Miss.)

6/2	vs. South Alabama	3-6	L	9
6/4	vs. UIC	5-4	W	9
6/4	vs. South Alabama	7-3	W	9
6/5	at #10 Southern Miss	8-1	W	9
6/5	at #10 Southern Miss	8-6	W	9

NCAA Baton Rouge Super Regional (Baton Rouge, La.)

6/10	at #2 LSU	3-4	L	9
6/11	at #2 LSU	4-14	L	9

2018 39-29 (15-15 SEC)

Interim Head Coach: Gary Henderson

2/16	at #21 Southern Miss	0-11	L	9
2/17	at #21 Southern Miss	4-7	L	9
2/18	at #21 Southern Miss	2-5	L	9
2/21	at Jackson State	12-1	W	9

Kleberg Bank College Classic (Corpus Christi, Texas)

2/23	vs. UC Santa Barbara	7-4	W	9
2/24	vs. Nicholls State	14-4	W	(12)
2/25	at Texas A&M-Corpus Christi	3-6	L	9
2/28	at McNeese State	3-6	L	9

Shriners College Classic (Houston, Texas)

3/2	vs. Louisiana-Lafayette	3-1	W	9
3/3	vs. Houston	3-2	W	(12)
3/4	vs. Sam Houston State	4-1	W	9
3/6	NEW MEXICO STATE	9-1	W	9
3/7	NEW MEXICO STATE	6-0	W	9
3/9	UTAH VALLEY	1-2	L	(11)
3/9	UTAH VALLEY	4-2	W	9
3/11	UTAH VALLEY	5-3	W	9

Played in Biloxi, Miss.

3/14	vs. Southeastern Louisiana	5-11	L	9
3/16	#14 VANDERBILT *	0-5	L	9
3/17	#14 VANDERBILT *	1-10	L	9
3/18	#14 VANDERBILT *	3-4	L	9
3/20	ALCORN STATE	17-1	W	9
3/21	TEXAS SOUTHERN	11-6	W	9
3/23	at Missouri *	1-4	L	9
3/24	at Missouri *	3-1	W	(15)
3/25	at Missouri *	4-5	L	(11)
3/27	at Nicholls State	4-7	L	9
3/29	at #21 LSU *	1-10	L	9
3/30	at #21 LSU *	4-1	W	9
3/31	at #21 LSU *	0-4	L	9
4/4	SOUTHERN	5-0	W	9
4/7	#3 OLE MISS *	13-3	W	9
4/7	#3 OLE MISS *	1-6	L	9
4/8	#3 OLE MISS *	7-5	W	(11)
4/11	at Alabama State	15-4	W	9
4/13	at #23 Auburn *	1-2	L	9
4/14	at #23 Auburn *	7-2	W	9
4/15	at #23 Auburn *	5-7	L	9
4/18	at Memphis	1-6	L	9
4/20	#4 ARKANSAS *	6-5	W	9
4/21	#4 ARKANSAS *	5-3	W	9
4/21	#4 ARKANSAS *	7-5	W	9

Governor's Cup (Pearl, Miss.)

4/24	vs. #5 Ole Miss	7-6	W	9
4/27	TEXAS A&M *	3-6	L	9
4/28	TEXAS A&M *	11-6	W	9
4/29	TEXAS A&M *	4-7	L	9
5/4	at Alabama *	14-12	W	(10)
5/5	at Alabama *	3-4	L	(10)
5/6	at Alabama *	6-4	W	9
5/9	at Troy	9-8	W	(10)
5/11	at #21 Kentucky *	6-9	L	9
5/12	at #21 Kentucky *	1-4	L	9
5/13	at #21 Kentucky *	18-8	W	9
5/17	#1 FLORIDA *	6-3	W	9
5/18	#1 FLORIDA *	12-4	W	9
5/19	#1 FLORIDA *	13-6	W	9

SEC Tournament (Hoover, Ala.)

5/22	vs. LSU	5-8	L	9
------	---------	-----	---	---

NCAA Tallahassee Regional (Tallahassee, Fla.)

6/1	vs. Oklahoma	10-20	L	9
6/2	at #5 Florida State	3-2	W	9
6/3	vs. Samford	9-8	W	9
6/3	vs. Oklahoma	13-5	W	9
6/4	vs. Oklahoma	8-1	W	9

NCAA Nashville Super Regional (Nashville, Tenn.)

6/8	at Vanderbilt	10-8	W	9
6/9	at Vanderbilt	3-4	L	9
6/10	at Vanderbilt	10-6	W	(11)

College World Series (Omaha, Neb.)

6/16	vs. Washington	1-0	W	9
6/19	vs. #6 North Carolina	12-2	W	9
6/22	vs. #2 Oregon State	2-12	L	9
6/23	vs. #2 Oregon State	2-5	L	9



ALL-TIME RESULTS

2019 52-15 (20-10 SEC)

Head Coach: Chris Lemonis

2/15	YOUNGSTOWN STATE	14-3	W	9
2/16	YOUNGSTOWN STATE-1	14-2	W	9
2/16	YOUNGSTOWN STATE-2	8-0	W	9
2/20	UAB	3-2	W	9
2/22	#21 SOUTHERN MISS	0-1	L	(10)
2/23	#21 SOUTHERN MISS	8-1	W	9
2/24	#21 SOUTHERN MISS	4-3	W	9
2/26	JACKSON STATE	17-4	W	9
2/27	SOUTHEASTERN LOUISIANA	12-0	W	9
Frisco Classic (Frisco, Texas)				
3/1	vs. Sam Houston State	5-4	W	9
3/2	vs. #8 Texas Tech	4-2	W	9
3/5	EAST CAROLINA	4-1	W	9
3/6	ARKANSAS-PINE BLUFF	14-1	W	9
3/8	MAINE	9-2	W	9
3/8	MAINE	5-1	W	9
3/10	MAINE	9-8	W	9
3/13	GRAMBLING	18-1	W	9
3/15	at #4 Florida *	6-5	W	9
3/16	at #4 Florida *	10-5	W	9
3/16	at #4 Florida *	2-4	L	9
3/19	ARKANSAS-LITTLE ROCK	15-4	W	9
3/20	at Samford	6-4	W	9
3/22	#16 AUBURN *	5-6	L	9
3/23	#16 AUBURN *	15-2	W	9
3/24	#16 AUBURN *	20-15	W	9
3/26	MISSISSIPPI VALLEY STATE	18-5	W	9
3/28	#17 LSU *	6-5	W	9
3/29	#17 LSU *	5-10	L	9
3/30	#17 LSU *	2-11	L	9
4/3	ULM	21-8	W	9
4/5	at Tennessee *	6-3	W	(11)
4/6	at Tennessee *	1-2	L	9
4/7	at Tennessee *	7-5	W	9
4/10	SOUTH ALABAMA	7-5	W	9
4/12	ALABAMA *	6-0	W	9
4/13	ALABAMA *	9-1	W	9
4/14	ALABAMA *	13-3	W	9
4/16	TEXAS SOUTHERN	5-1	W	9
4/18	at #10 Arkansas *	3-5	L	9
4/19	at #10 Arkansas *	5-12	L	9
4/20	at #10 Arkansas *	2-10	L	9
Governor's Cup (Pearl, Miss.)				
4/23	vs. #23 Ole Miss	8-1	W	9
4/26	#3 GEORGIA *	19-3	W	9
4/27	#3 GEORGIA *	9-3	W	9
4/28	#3 GEORGIA *	6-5	W	9
5/3	at #15 Texas A&M *	4-0	W	9
5/4	at #15 Texas A&M *	0-1	L	7
5/4	at #15 Texas A&M *	4-3	W	7
5/8	MEMPHIS	10-9	W	9
5/10	at #11 Ole Miss *	2-0	W	9
5/11	at #11 Ole Miss *	8-5	W	9
5/12	at #11 Ole Miss *	11-5	W	9
5/14	LOUISIANA TECH	7-3	W	9
5/16	SOUTH CAROLINA *	24-7	W	9
5/17	SOUTH CAROLINA *	11-2	W	9
5/18	SOUTH CAROLINA *	8-10	L	9

SEC Tournament (Hoover, Ala.)

5/22	vs. #16 LSU	6-5	W	(17)
5/23	vs. #2 Vanderbilt	0-1	L	9
5/24	vs. #16 LSU	2-12	L	(7)

NCAA Starkville Regional (Starkville, Miss.)

5/31	SOUTHERN	11-6	W	9
6/1	CENTRAL MICHIGAN	7-2	W	9
6/2	#19 MIAMI (Fla.)	5-2	W	9

NCAA Starkville Super Regional (Starkville, Miss.)

6/8	#3 STANFORD	6-2	W	9
6/9	#3 STANFORD	8-1	W	9

NCAA College World Series (Omaha, Neb.)

6/16	vs. Auburn	5-4	W	9
6/19	vs. #2 Vanderbilt	3-6	L	9
6/20	vs. #11 Louisville	3-4	L	9

2020 12-4 (0-0 SEC)

Head Coach: Chris Lemonis

2/14	WRIGHT STATE	9-6	W	9
2/15	WRIGHT STATE	6-2	W	9
2/16	WRIGHT STATE	5-1	W	9
2/21	OREGON STATE	6-2	W	9
2/22	OREGON STATE	7-4	W	9
2/23	OREGON STATE	2-7	L	9
2/25	TEXAS SOUTHERN	4-8	L	9
2/26	ALCORN STATE	8-4	W	9
2/28	at Long Beach State	0-4	L	9
2/29	at Long Beach State	9-0	W	9
3/1	at Long Beach State	2-6	L	9
3/6	QUINNIPIAC	5-1	W	9
3/7	QUINNIPIAC	5-4	W	9
3/8	QUINNIPIAC	8-4	W	9
Played in Biloxi, Miss.				
3/10	vs. #2 Texas Tech	6-3	W	9
3/11	vs. #2 Texas Tech	3-2	W	9

NOTE: The 2020 season was canceled prior to the start of SEC play due to the COVID-19 pandemic, with no NCAA Division I games played following March 12. All records and statistics count.

DIAMOND DAWG TIME LINE



1885	
May 2	Mississippi A&M, behind team captain W.J. (Bill) Jennings, defeats Durant 7-2 in the first baseball game in MSU history. Jennings, who holds the distinction of being credited as the first man in Southern college baseball who could throw a curve ball, baffles batters from all over the South in claiming A&M's first 12 wins. His composite four-year record, during which time he pitched every game for the Maroons, is a sparkling 12-1.
1893	
October 12	A&M defeats Ole Miss, 6-3, in its first intercollegiate baseball game, which begins the longest baseball rivalry for both schools.
1909	
April 11	Willie Mitchell hurls the first perfect game in Mississippi A&M history by striking out 26 LSU batters and helping the Maroons slip past the Tigers 1-0 in the second game of a doubleheader in Baton Rouge, Louisiana. Mitchell finishes with a 6-1 worksheet and dazzles his opponents by striking out 97 batters in 56 1/3 innings. Of his six victories, Mitchell throws one no-hitter, two one-hitters, two two-hitters and one six-hitter.
1918	
April 5-6	Maroon hurlers R.H. Pepper and J.T. Peatross shut down Mississippi College by tossing back-to-back no-hitters. Pepper opens the two-game series by allowing the Chocwaws only four walks in a 5-0 A&M win. Pepper's shining accomplishment is overshadowed the following day as Peatross pitches only the second perfect game in MSU history, downing Mississippi College, 1-0.
1920	
April 5	Legendary Dudy Noble Field namesake Clarke Randolph "Dudy" Noble coaches his first game at his alma mater, a 5-3 loss to the University of Illinois. Noble will go on to coach at MSU for 26 years, during which time he compiles a 267-201-9 record and wins three Southern Intercollegiate Athletic Association championships.
1924	
May 13	Two baseball rarities occur in the same game during a campus contest against Ole Miss. Not only does A&M retire the Rebels on three straight pitches in one inning, but shortstop C.S. "Buddy" Myer gives the Maroons a much-needed boost by cranking out a grand slam to lead his team to a 6-4 victory. Myer's shot is believed to be the first grand slam in the history of MSU. Myer would go on to play 17 years in Major League Baseball with Washington and Boston, hitting for a career average of .303.
1947	
April 18	LSU outfielder Joe Bill Adcock launches a shot an estimated 500 feet into the MSU swimming pool at the "old" Dudy Noble Field. Adcock would play only one season at LSU before playing 16 years in the major leagues, but his tremendous blow is still talked about by long-time Bulldog baseball fans.
1948	
May 31	R.P. "Doc" Patty guides the Bulldogs to their first Southeastern Conference championship in his initial season as head coach. MSU defeats Auburn in the championship playoff, three games to none, thanks to the efforts of All-SEC outfielder Johnny Grace, who led the Bulldogs with a .375 batting average.
1949	
June	Mississippi State College wins its second consecutive SEC title by downing Kentucky three games to one in the title series. All-conference infielder Alex Grammas and brother Pete Grammas were crowd favorites in helping lead the Bulldogs to a 19-6 overall record. Alex would go on to play 10 seasons in Major League Baseball with the St. Louis Cardinals, Cincinnati Reds and Chicago Cubs, before coaching for the Detroit Tigers.
1965	
May 9	Outfielder Del Unser belts three round-trippers and picks up a double to set a then-single-game team record for total bases with 14. Unser spreads his blasts around, sending a shot to all three fields, as the Bulldogs fall to Ole Miss, 10-7. The power outburst gives Unser seven homers, all coming in the last six regular-season games.
May 22	Behind conference hits leader Mike Burns, the Bulldogs top Auburn in the SEC Championship Series, winning two out of three games. After falling to the Tigers in the series opener, MSU battles back with the strong pitching of Ken Tatum, who leads the Bulldogs to 10-1 and 10-2 victories to claim the conference crown. The title marked the first of four won under the guidance of coaching-great Paul Gregory.
1966	
April 2	Pitcher James Carroll hurls 14 innings of four-hit baseball as he out-duels Alabama's Kenny Stabler, 2-1. All-American outfielder Del Unser scores the winning run with two outs in the bottom of the 14th.
May 14	Right-hander Ken Tatum starts on only two days rest and shuts down the Tennessee Volunteers, 9-3, giving the Bulldogs their second-consecutive SEC championship. The game marked MSU's final appearance at Redbird Park in Columbus, which for two seasons served as the home for of MSU Baseball while the "new" Dudy Noble Field is being built.

1970	
May 5	Sophomore left-hander Gene Henderson stymies Arkansas in the nightcap with a no-hit performance that gives the Bulldogs, ranked fifth nationally, a doubleheader sweep versus the Razorbacks, 6-0 and 1-0. Henderson, along with conference ERA-leader Dennis Hall (0.63) and wins-leader Brantley Jones (9-0), carries MSU to its fifth SEC title. State drops the first game of the best-of-three championship series against Tennessee but rebounds to claim the final two contests, 4-3 and 1-0, at Dudy Noble Field.
1971	
May 14	All-American third baseman Phil Still and All-SEC pitcher Mike Proffitt help lead the Bulldogs to 5-1 and 3-1 victories against Vanderbilt for their second-consecutive SEC title on the way to a 32-12 record and the school's first appearance in the College World Series. After defeating the Commodores in two straight games for the SEC crown, State downs Georgia Tech, 5-2, in the NCAA District III championship game in Gastonia, North Carolina, earn its spot in Omaha.
1972	
April 14	Dudy Noble Field hosts its first night game thanks to a new lighting system. MSU alumnus E.B. "Dutch" McCool, a former teammate of coach Paul Gregory, donates the lights to his alma mater, allowing the Bulldogs to play games at night when it is more convenient for fans to attend. McCool was one of the original founders of Holiday Inn.
1976	
March 8	Legendary Mississippi State head coach Ron Polk wins his first career game as the Bulldog skipper, 4-0, versus Louisiana Tech. MSU finishes the season 28-17, which begins a streak of 32 consecutive winning seasons.
1977	
March 19	Junior outfielder Nat "Buck" Showalter begins the season with a modest six-game hitting streak in which he hits .700 (14-for-20) on his way to posting the MSU single-season record for batting average. Showalter, who later becomes one of only 22 Major League Baseball skippers to manage 3,000 games, hits an SEC-leading .459 as he garners numerous All-America honors.
1979	
May 14	Down 11-9 with one out in the bottom of the eighth, designated hitter Rick Dixon launches a slider nearly 400 feet over the left-center field fence for a three-run homer in the SEC Tournament final. The win gives fourth-year head coach Ron Polk his first conference title in the first SEC Tournament held at Dudy Noble Field.
May 27	After falling to nationally-ranked New Orleans in the opening game, the Bulldogs successfully sweep through the loser's bracket to claim the NCAA South Regional. An 8-6 win versus Murray State in the championship game of the first NCAA Regional at Dudy Noble Field lifted MSU to its second appearance at the College World Series.
1981	
March 15	Junior first baseman Bruce Castoria sets a then-school-record and ties the SEC mark by driving in 10 runs against UNLV in Las Vegas. Castoria, who would set another school record by cranking four grand slams on the year, hits his second of the season against the Rebels, along with a three-run shot, an RBI single and two walks with the bases loaded to account for his 10 RBIs.
May 24	State jumps out to an early six-run lead and holds off a late rally by East Tennessee State to win the NCAA Atlantic Region in Clemson, South Carolina, 6-5. The Dawgs would go on to finish fifth nationally at the College World Series.
1983	
February 25	Freshman Rafael Palmeiro slaps the first pitch he sees as a collegian over the right field fence for a three-run homer on Opening Day against Mississippi College. Palmeiro, who would later pile up 3,020 hits and 569 home runs in a remarkable 20-year pro career, proceeds to hit safely in his first 20 games en route to a team-high and SEC-best .406 average.
April 2	Future major league slugger Will Clark hits his first collegiate home run, an eighth-inning grand slam to straight-away center field, to help lead MSU to a 27-10 pounding versus rival Ole Miss. The following day, Clark comes in late as a pinch runner and scores the winning run in a 7-6 come-from-behind victory against the Rebels.
1985	
May 12	Behind strong pitching and excellent defense, the Bulldogs overpower the field in three games to win the SEC Tournament at LSU's Alex Box Stadium, clinching the title with an 8-3 win versus Georgia.
May 27	MSU tops Michigan, 19-8, in the championship game of the NCAA South I Regional to earn its third trip to the College World Series under Ron Polk. Right fielder/relief pitcher Bobby Thigpen, who a year before hit a grand slam in his first career at-bat at Dudy Noble Field, shines in his home finale by cranking another bases-loaded blast. Regional MVP Jeff Brantley is among seven Bulldogs named to the 11-player all-tournament team.
October 23	The United States Baseball Federation names Mississippi State All-American Will Clark the recipient of the Golden Spikes Award, amateur baseball's most prestigious honor. Clark had been the second player taken overall during baseball's June draft by the San Francisco Giants.



DIAMOND DAWG TIME LINE

1987	
March 1	The "new" Dudy Noble Field re-opens its gates to 4,040 fans who brave the chilly weather and experience what is considered by many to be the nicest baseball stadium in all of college baseball. The \$3.5 million showcase consists of 3,700 chairback seats, two 1,500-seat bleachers down each line and the spacious Joe Phillips Press Box. MSU doesn't disappoint the home crowd, downing Birmingham-Southern 4-1.
May 14	Freshman center fielder Jody Hurst blasts two homers and Mississippi State scores four runs in the bottom of the ninth to lead the sixth-seeded Bulldogs against top-seeded Georgia, 6-5, in the opening-round of the SEC Tournament in Athens, Georgia. MSU swept three games from Alabama in the final regular season series to qualify for the tournament and won four straight SEC Tournament games to claim the championship and earn a spot in the NCAA Midwest Regional.
1988	
April 16	Mississippi State shatters its own NCAA on-campus attendance record (10,619) as 14,378 Bulldog faithful jam Dudy Noble Field for MSU's doubleheader split with LSU. The following evening, State plays its fifth regular season game ever on ESPN, besting the Tigers, 1-0, on the strength of current MSU Athletic Director John Cohen's fifth-inning solo shot to center field.
1989	
April 22	Mississippi State once again sets the NCAA on-campus attendance record when a crowd of 14,991 witness the Bulldogs' doubleheader sweep of Florida. Junior second baseman Burke Masters caps the evening off in fine fashion by drilling a solo shot into the famous Left Field Lounge™ during the Bulldogs' final at-bat to lift MSU over the Gators, 5-4.
April 30	Ron Polk's Bulldogs claim their third SEC championship in five years and the 10th in school history by winning a 28-16 slugfest at Kentucky, setting the single-game team record for most hits (30) and tying the record for most home runs (6). Junior outfielder Tracy Echols ties an SEC record by recording six hits in the contest.
May 25-28	Dudy Noble Field hosts its fifth NCAA Regional in six years. The 1989 South Regional draws a then-NCAA-record 56,906 fans during the 11-game event, an average of 5,173 per game.
1990	
May 28	Jon Shave drives in Tommy Raffo with two outs in the top of the eighth to cap a three-run rally and give State a 4-3 win over Florida State in the championship game of the NCAA South II Regional in Starkville. With the win, MSU earns its fifth trip to the College World Series. Five Bulldogs were named to the all-tournament team, including MVP Burke Masters, whose dramatic ninth-inning grand slam against Florida State had earlier provided MSU with an 11-8 victory and force a decisive game in the regional.
1992	
May 21	Left-hander B.J. Wallace strikes out 19 Nicholls State batters in 10 innings of work at the NCAA Midwest Regional in Starkville, setting a then-single-season record with 145 strikeouts. A month later, Montreal made Wallace the No. 3 overall pick in the 1992 MLB Draft.
1993	
May 8	State plays its 1,000th Southeastern Conference game, defeating in-state rival Ole Miss, 10-2, in the first game of a doubleheader in Oxford.
1994	
October	Mississippi State's 10-man recruiting class is ranked the nation's best by Collegiate Baseball Newspaper, the highest national ranking for a class of MSU baseball newcomers.
1995	
January 7	Mississippi State head coach Ron Polk is inducted into the American Baseball Coaches Association Hall of Fame. Polk joins 160 other all-time amateur baseball coaching greats enshrined in the ABCA Hall of Fame, including MSU coaches C.R. "Dudy" Noble (1967) and Paul Gregory (1977).
1996	
May 23-25	State returns to the NCAA postseason after a two-year absence, traveling to Palo Alto, California, to compete in the NCAA West Regional. Sophomore Eric DuBose, who fanned 174 batters in 1996 to establish the then-single-season strikeout mark, went the distance in MSU's 6-2 win against UC Santa Barbara.
1997	
February 27	With MSU's 11-4 win versus Delta State at Dudy Noble Field, coach Ron Polk becomes the 16th college coach to reach 1,000 career wins.
April 19	In ceremonies prior to the Mississippi State-Alabama game, MSU's baseball facility is renamed Dudy Noble Field, Polk-DeMent Stadium in honor of head coach Ron Polk and a longtime MSU baseball fan from Indianola, Mississippi, the late Gordon DeMent. In the game, MSU downs the eventual NCAA runners-up in an 11-10 thriller.
June 5	After hosting and winning the NCAA Midwest Regional and finishing tied for fifth at the College World Series in Omaha, Nebraska, MSU announces the retirement of head baseball coach Ron Polk and introduces Pat McMahon as the school's 14th head baseball coach. Polk, remaining on staff with the MSU administration in fund raising, announced August 18 the beginning of a drive to expand seating by more than 1,000 at MSU's home stadium, including the addition of 18 Diamond Suites.

1998	
February 17	Mississippi State launches the coaching era of Pat McMahon at Dudy Noble Field with the Diamond Dawgs' season opener against South Alabama. The Jaguars emerge with a closely-contested win, 14-13, in a 12-inning marathon that lasted four hours and 30 minutes.
April 22-May 10	State wins eight of its last 11 SEC games, qualifying for the SEC Tournament on the final weekend and ultimately earning an at-large berth in the NCAA postseason.
May 24	The Bulldogs complete a remarkable late-season surge, downing host Texas A&M, 11-5, in the title game of the NCAA Central Regional in College Station to earn the school's first repeat appearance at the College World Series. State claims one-run wins versus Washington, Rice and Texas A&M to reach the regional finals.
June	Once MSU is sent to Texas for NCAA postseason play, construction gets underway on the Diamond Suites/stadium expansion project at Dudy Noble Field.
2000	
May 28	Ty Martin launches a dramatic solo home run in the bottom of the ninth to give MSU a 10-9 win against Notre Dame in the championship game of the NCAA Starkville Regional. The tournament attendance (47,365) sets an NCAA four-team regional record while the seven-game average (6,766) was the largest for an NCAA Regional at the time. Earlier MSU set a school record by selling 4,555 season tickets at expanded Dudy Noble Field.
2001	
March 13	MSU stages a two-run rally with two outs in the ninth to post a 6-5 win at New Orleans and become the 18th NCAA baseball program to reach the 2,000-win milestone. For the second-consecutive year MSU fans break the school season ticket sales record by purchasing 4,585 season tickets.
May 20	Freshman Maholm, Paul and sophomore Chris Young limit defending NCAA champ LSU to one run as the Bulldogs top the Tigers, 4-1, in the championship game of the 2001 SEC Tournament in Hoover, Alabama. It is the second tournament win in relief for Young, who earns tournament MVP honors.
June 19	Ron Polk, the winningest coach in SEC history, is named head baseball coach at Mississippi State, replacing four-year MSU skipper Pat McMahon, who resigned to become head baseball coach at Florida. Polk's return capped his two-year term at Georgia, where he became the second coach in NCAA history to guide three different programs to the College World Series (Georgia Southern, Georgia, Mississippi State).
2005	
May 29	Mississippi State defeats instate rival Ole Miss, 4-1, to complete a four-game tournament sweep and capture the SEC Tournament title at the Hoover Met. It is MSU's sixth SEC Tournament championship and vaults State on to its ninth NCAA Regional appearance in the past 10 seasons.
2007	
June 3	With a single in MSU's regional-clinching 9-4 win at Florida State, senior second baseman/outfielder Jeffrey Rea breaks the MSU record for career hits, a record that stood until 2019.
June 8-9	After winning the NCAA Tallahassee Regional in three games, Mississippi State hosted its first NCAA Super Regional, knocking off Clemson 8-6 and 8-5 to earn the school's eighth berth in the College World Series. An NCAA Super Regional-record 26,335 jammed Dudy Noble Field for the two 11:30 a.m. nationally televised games.
June 27	In Wichita, Kansas, junior catcher Edward Easley is named the recipient of the Johnny Bench Award as college baseball's best catcher. A supplemental first-round draft pick of the Arizona Diamondbacks, Easley earlier claimed college baseball's top honor in Mississippi, the Ferriss Trophy.
2008	
March 27	Head coach Ron Polk announces that the 2008 season, his 29th at Mississippi State and his 35th in collegiate baseball, would be his final season as head coach of the Diamond Dawgs. The Bulldogs end the year with a 23-33 mark, the only sub-.500 season of his coaching career, and Polk concludes his career with 1,373 wins, then the seventh most in NCAA baseball history.
June 7	Former State standout John Cohen is introduced by then-MSU Director of Athletics Greg Byrne as MSU's 16th head baseball coach. Cohen, with previous coaching stints at Missouri, Northwestern State, Florida and Kentucky, was an All-SEC outfielder at State, helping the Bulldogs set the school-record for wins (54) en route to the 1989 SEC championship.
2009	
July 3	Former MSU head coach Ron Polk and outfielder Rafael Palmeiro are among 10 inductees in the fourth class of the College Baseball Hall of Fame in Lubbock, Texas. Along with Will Clark (2006), Mississippi State has three members enshrined in the hall of fame.
2010	
June 18	Former MSU and MLB great Will Clark leads the national fan balloting for the College World Series Legends Team, honoring the sport's all-time greats that competed in the 60 events held at Rosenblatt Stadium.

DIAMOND DAWG TIME LINE



2011	
June 12	Nick Vickerson swats a dramatic two-run walk-off home run against No. 1 national seed Florida to send the Bulldogs to the title game of the NCAA Gainesville Super Regional. State, which earlier won the NCAA Atlanta Regional with a 3-0 mark, builds a 6-4 seventh-inning lead in the title game before bowing to the eventual national finalists.
2012	
May 27	SEC Pitcher of the Year Chris Stratton picks up his first career save to close out a 3-0 shutout of Vanderbilt as State claims its seventh SEC Tournament crown and the school's 32nd NCAA postseason appearance. Shortstop Adam Frazier goes 12-for-23 (.522) in the six-game stretch to earn MVP honors and joins Jonathan Holder and Demarcus Henderson on the all-tournament team. Stratton, the winner of the Ferriss Trophy, later becomes the 11th MSU player taken in the first round of the MLB Draft.
2013	
Feb. 16	Demarcus Henderson delivers a clutch RBI single in the sixth inning and All-American closer Jonathan Holder tosses 1 2/3 innings of shutout relief as Mississippi State defeats Portland, 2-1, for MSU's 1,000th win at the current site of Dudy Noble Field, MSU's on-campus baseball home since 1967.
May 16	A total of 9,341 fans attend MSU's game vs. No. 2 LSU at Dudy Noble Field, pushing the "Carnegie Hall of College Baseball" past the five million attendance mark.
June 9	The Bulldogs hold on for a dramatic 6-5 win in game two of the NCAA Charlottesville Super Regional, clinching its ninth trip to the College World Series. With the win, MSU becomes the fifth program in NCAA history and the only SEC team ever to make it to the College World Series in five-straight decades. On the same weekend, MSU All-American Hunter Renfroe becomes the 12th player in school history to be taken in the first round of the MLB Draft.
June 25	The Maroon and White advance to the College World Series Championship Series for the first time ever as Omaha turns into "Dudy Noble North." John Cohen's squad battles UCLA in front of the largest single-game crowd in the history of TD Ameritrade Park (27,127) and the seventh-highest attended game in CWS history. The Bulldogs fall short against the Bruins in two games, but finish at 51-20 overall and post the best finish in school history (NCAA finalist).
2014	
April 12	Mississippi State break its own NCAA on-campus attendance record as 15,586 Bulldog fans attend a 6-5 victory against in-state rival Ole Miss. Trailing 5-2 in the bottom of the 10th, SEC All-Freshman team catcher Gavin Collins rips an RBI walkoff single to cap a monster four-run 10th inning. A total of 39,181 fans attend the three-game series April 11-13, marking a new NCAA on-campus attendance record for a three-game series.
2016	
May 21	Mississippi State clinches its 11th SEC championship in program history and the first regular season conference title since 1989 by defeating Arkansas, 9-4, in front of 8,421 fans at Dudy Noble Field.
May 23	Jake Mangum becomes the first freshman to win the Ferriss Trophy, awarded annually to the top college baseball player in Mississippi. He also becomes the first Bulldog to take SEC Freshman of the Year honors. To add to that, Mangum is named to the All-SEC first team, making him the first MSU freshman since Rafael Palmeiro (1983) to do so.
May 30	MSU is awarded a national seed in the NCAA Tournament for the first time ever, being awarded the No. 6 national seed and hosting its 13th NCAA Regional.
June 29	Mangum is officially named the SEC batting champion, becoming the first freshman in school history to do so. He is the first to capture the title since Brett Pirtle in 2014.
2017	
May 22	After posting one of the most impressive regular seasons in the history of Southeastern Conference baseball, Brent Rooker becomes the first Diamond Dawg to be named SEC Player of the Year, also earning a spot on the All-SEC first team.
June 5	Having dropped the opening game of the NCAA Hattiesburg Regional, State rallies to win four straight games in a two-day span to become the 22nd team in the history of the current 64-team NCAA Tournament format (since 1999) to win a regional after dropping its opening game.
June 6	Once it is determined that MSU will not host the NCAA Regional or Super Regional rounds, the demolition of Dudy Noble Field begins and construction on the \$68 million rebuild of Dudy Noble Field begins.
June 28	The first Southeastern Conference player to ever surpass 20 home runs, 30 doubles and 75 RBIs in a single season, Rooker claims the SEC triple crown by leading the league in batting average (.387), home runs (23) and RBIs (82). Rooker becomes just the second player ever to accomplish the feat, joining fellow Diamond Dawg Rafael Palmeiro (1984). He also finished with a school-record 30 doubles and is the first Division I student-athlete to record 20 home runs, 30 doubles and 75 RBIs in a single season since Clemson's Khalil Green in 2002.

2018	
April 7	Under the guide of interim head coach Gary Henderson, the Bulldogs return to the half-built Dudy Noble Field to host rival and third-ranked Ole Miss after losing their first three SEC series. Sitting at 15-15 overall, State captures a walk-off victory in the rubber game of the matchup for its first SEC series win of the season.
May 19	In the last game of the regular season, the Diamond Dawgs defeat No. 1-ranked Florida, 13-6, to complete the series sweep and earn a spot in the SEC Tournament. MSU finishes the regular season 15-15 in SEC play.
June 4	Mississippi State becomes the first program in the history of the current 64-team NCAA Tournament format to win a regional after losing its opening game in back-to-back seasons. Following a 20-10 defeat to Oklahoma in their first game, the Diamond Dawgs rally to win four-straight games, including a dramatic walk-off win against host Florida State and consecutive victories against Oklahoma, and clinch the regional title. Five Bulldogs earn all-regional honors and junior Elijah MacNamee is named the regional's Most Valuable Player after his three-run walk-off home run against the Seminoles kept MSU alive.
June 8	MacNamee delivers a walk-off blast for the second time during State's postseason run to lift MSU to a 10-8 victory at Vanderbilt in the opening game of the Nashville Super Regional. Two days later, the Bulldogs outlast the Commodores in an 11-inning battle in the series finale to punch their ticket to the College World Series for the 10th time in program history.
June 16-23	The Bulldogs win their first two games in Omaha to advance to the semifinals before dropping two games to eventual national champion Oregon State. Luke Alexander caps a tense opener with a walk-off RBI single to beat Washington, 1-0, and Jordan Westburg ties a College World Series record with seven RBIs in a 12-1 win over North Carolina. Second baseman Hunter Stovall is named to the College World Series all-tournament team.
2019	
Feb. 15	Mississippi State welcomes the season with the grand opening of the sparkling \$68-million upgrade to Dudy Noble Field. Securing its place as the best collegiate ballpark in the nation, the "New Dude" features renovated grandstand, upgraded media and suite areas, Left Field Lounge™ rigs, a laundry list of team amenities, along with the unmatched Left Field Lofts overlooking the ballpark. The Diamond Dawgs open the new Dudy Noble Field, and the Chris Lemonis era, with a win, defeating Youngstown State, 14-3.
Feb. 16	Five former Diamond Dawg players and coaches are inducted into the inaugural class of the Ron Polk Ring of Honor located in Adkerson Plaza, down the right field line at Dudy Noble Field. Jeff Brantley, Will Clark, David "Boo" Ferriss, C.R. "Dudy" Noble and Rafael Palmeiro are the first Bulldog greats to receive the honor.
April 27	Senior Jake Mangum ties, and later breaks the SEC career hits record in a series-clinching win over Georgia. In the bottom of the second inning, Mangum drops a single down the right-field line for his 353rd base-hit, passing the LSU's Eddy Furniss, who collected 352 hits from 1995-98.
May 22	Mississippi State grinds out a 6-5 walk-off victory over LSU in its SEC Tournament opener, a game that ends at 3:03 a.m. and lasts a total of six hours and 43 minutes to become the longest game - by time - in tournament history.
June 9	State defeats Stanford, 8-1, in game two of the Starkville Super Regional to clinch its 11th trip to the College World Series, marking MSU's first back-to-back Omaha berths since the 1997-98 seasons. Fan favorites Mangum and Elijah MacNamee each have hits in their final at-bats at Dudy Noble Field, and MacNamee's emotional three-run home run sends the crowd of 11,597 into a frenzy. Graduate student Cole Gordon caps his career at The Dude with a 1-2-3 ninth inning to secure the victory.
June 16-20	The Diamond Dawgs score four runs in the ninth inning to walk-off their opening game of the College World Series, defeating Auburn, 5-4. Senior Marshall Gilbert delivers the final blow with a walk-off single after an errant throw by the Auburn third-baseman scored the game-tying run with two outs. With eight strikeouts in the game, National Pitcher of the Year Ethan Small sets the MSU single-season strikeout record with 175 on the season.
	Four days later, Mangum secures the MSU single-season hits record with a base hit against Louisville, the 108th of his All-America season. The Bulldogs fall to the Cardinals in a heartbreaker, finishing the season 52-15 for the second-most wins in MSU history, while also making Chris Lemonis the winningest first-year head coach in SEC history.
2020	
Feb. 15	Redshirt-freshman Christian MacLeod strikes out 11 Wright State batters on the way to his first collegiate victory in front of 60th crowd of 10,000-plus in Dudy Noble Field history. The 11 strikeouts are the most by a Diamond Dawg freshman in their first-career start.
March 10-11	Mississippi State completes a two-game sweep of No. 2 Texas Tech at MGM Park in Biloxi, Mississippi, its final two games of the 2020 season.
March 12	The NCAA announced at 3:18 p.m. that all winter and spring championships had been canceled due to the COVID-19 pandemic. The Southeastern Conference would follow by postponing all events through April 15, before ultimately canceling the remainder of its winter and spring sport schedules. While statistics from for baseball counted for single-game and career totals, no single seasons records were recorded.



SEC POSTSEASON

PLAYOFF FORMAT

1948		3-0 (1st)
AUBURN	W	6-2
AUBURN	W	8-5
at Auburn	W	4-3
1949		3-1 (1st)
KENTUCKY	W	6-3
KENTUCKY	W	9-2
at Kentucky	L	2-3
at Kentucky	W	7-5
1953		0-2 (2nd)
GEORGIA	L	1-3
GEORGIA	L	0-1
1962		1-2 (2nd)
at Florida	L	3-8
FLORIDA	W	3-2
FLORIDA	L	7-8
1965		2-1 (1st)
AUBURN	W	10-1
at Auburn	L	2-3
at Auburn	W	2-1
1966		2-0 (1st)
at Tennessee	W	7-4
TENNESSEE	W	9-3
1970		2-1 (1st)
at Tennessee	L	4-8
TENNESSEE	W	4-3
TENNESSEE	W	1-0
1971		2-0 (1st)
VANDERBILT	W	5-1
at Vanderbilt	W	3-1

FOUR-TEAM FORMAT

1977		Oxford, Miss.	1-2 (3rd)
vs. Florida	L	1-3	
vs. Vanderbilt	W	15-2	
at Ole Miss	L	3-11	
1978		Gainesville, Fla.	3-2 (2nd)
at Florida	W	8-3	
vs. Auburn	L	7-10	
vs. Georgia	W	9-3	
vs. Auburn	W	3-2	
vs. Auburn	L	5-8	
1979		Starkville, Miss.	3-0 (1st)
KENTUCKY	W	6-5	
LSU	W	12-5	
FLORIDA	W	12-11	
1981		Starkville, Miss.	1-2 (3rd)
KENTUCKY	W	3-2	
FLORIDA	L	3-8	
KENTUCKY	L	2-3	
1983		Starkville, Miss.	2-2 (2nd)
TENNESSEE	L	11-20	
FLORIDA	W	5-3	
TENNESSEE	W	9-4	
ALABAMA	L	9-10	
1984		Gainesville, Fla.	1-2 (3rd)
vs. Tennessee	L	11-13	
vs. Alabama	W	8-4	
vs. Tennessee	L	3-8	
1985		Baton Rouge, La.	3-0 (1st)
vs. Florida	W	8-3	
vs. Georgia	W	2-0	
vs. Georgia	W	8-3	

SIX-TEAM FORMAT

1987		Athens, Ga.	4-0 (1st)
at Georgia	W	6-5	
vs. Florida	W	5-4	
vs. Auburn	W	4-3	
vs. LSU	W	13-3	
1988		Starkville, Miss.	3-2 (2nd)
AUBURN	W	10-7	
KENTUCKY	W	6-5	
GEORGIA	W	4-2	
FLORIDA	L	1-3	
FLORIDA	L	3-5	
1989		Gainesville, Fla.	1-2 (T-4th)
vs. Auburn	L	3-5	
vs. Alabama	W	11-10	
vs. Georgia	L	6-15	
1990		Hoover, Ala.	4-1 (T-1st)
vs. Auburn	W	16-2	
vs. LSU	L	8-17	
vs. Florida	W	8-2	
vs. Vanderbilt	W	17-9	
vs. LSU	W	3-1	
1991		Baton Rouge, La.	2-2 (3rd)
vs. Alabama	W	15-10	
at LSU	L	2-8	
vs. Auburn	W	1-0	
at LSU	L	4-9	

EIGHT-TEAM FORMAT

1992		New Orleans, La.	1-2 (5th)
vs. Georgia	L	4-6	
vs. Auburn	W	4-1	
vs. Georgia	L	3-6	

SIX-TEAM FORMAT

1993		Baton Rouge, La.	3-2 (2nd)
vs. Arkansas	L	2-5	
at LSU	W	5-3	
vs. Ole Miss	W	3-2	
vs. Auburn	W	13-10	
at LSU	L	3-7	
1994		Oxford, Miss.	2-2 (3rd)
at Ole Miss	W	4-1	
vs. Auburn	L	1-2	
at Ole Miss	W	10-2	
vs. Auburn	L	5-9	
1995		Starkville, Miss.	1-2 (5th)
AUBURN	W	1-0	
LSU	L	6-14	
ALABAMA	L	3-6	

EIGHT-TEAM FORMAT

1996		Hoover, Ala.	1-2 (5th)
vs. Vanderbilt	W	8-5	
vs. Florida	L	5-6 (10)	
vs. Kentucky	L	1-4	
1997		Columbus, Ga.	1-2 (5th)
vs. South Carolina	W	12-9	
vs. Alabama	L	3-16	
vs. Auburn	L	4-5	
1998		Hoover, Ala.	2-2 (4th)
vs. South Carolina	W	9-8	
vs. Arkansas	L	3-10	
vs. LSU	W	7-5	
vs. Arkansas	L	3-7	
1999		Hoover, Ala.	2-2 (4th)
vs. South Carolina	W	7-5 (10)	
vs. Alabama	L	3-4	
vs. Ole Miss	W	2-0	
vs. Alabama	L	11-12	

POSTSEASON HISTORY

2000		Hoover, Ala.	0-2 (T-7th)
vs. Alabama	L	3-9	
vs. Georgia	L	0-5	
2001		Hoover, Ala.	4-1 (1st)
vs. South Carolina	W	2-1	
vs. Georgia	W	8-4	
vs. South Carolina	L	6-7	
vs. South Carolina	W	1-0	
vs. LSU	W	4-1	
2002		Hoover, Ala.	1-2 (5th)
vs. Alabama	L	2-12	
vs. Georgia	W	10-3	
vs. Florida	L	0-5	
2003		Hoover, Ala.	2-2 (4th)
vs. Ole Miss	W	5-4 (12)	
vs. LSU	L	2-7	
vs. Ole Miss	W	4-1	
vs. LSU	L	5-17	
2005		Hoover, Ala.	4-0 (1st)
vs. LSU	W	9-2	
vs. South Carolina	W	6-2	
vs. Tennessee	W	3-2	
vs. Ole Miss	W	4-1	
2007		Hoover, Ala.	0-2 (T-7th)
vs. Ole Miss	L	1-3	
vs. Vanderbilt	L	2-3	
2011		Hoover, Ala.	0-2 (T-7th)
vs. Florida	L	5-7	
vs. Arkansas	L	2-7	
10-TEAM FORMAT			
2012		Hoover, Ala.	5-1 (1st)
vs. Arkansas	W	9-1	
vs. LSU	W	3-2	
vs. Kentucky	L	1-5	
vs. LSU	W	4-3 (10)	
vs. Kentucky	W	2-1	
vs. Vanderbilt	W	3-0	
12-TEAM FORMAT			
2013		Hoover, Ala.	3-1 (T-3rd)
vs. Missouri	W	2-1 (17)	
vs. South Carolina	W	5-3	
vs. Texas A&M	W	6-4	
vs. Vanderbilt	L	8-16	
2014		Hoover, Ala.	2-2 (T-5th)
vs. Georgia	W	5-4 (10)	
vs. South Carolina	W	12-0 (7)	
vs. Kentucky	L	6-7	
vs. Florida	L	1-5	
2016		Hoover, Ala.	1-2 (T-5th)
vs. Alabama	W	4-1	
vs. LSU	L	2-6	
vs. Florida	L	2-12	
2017		Hoover, Ala.	2-2 (T-5th)
vs. Georgia	W	3-0	
vs. Arkansas	W	4-3	
vs. Florida	L	3-12	
vs. Arkansas	L	2-9	
2018		Hoover, Ala.	0-1 (T-9th)
vs. LSU	L	5-8	
2019		Hoover, Ala.	1-2 (T-5th)
vs. LSU	W	6-5 (17)	
vs. Vanderbilt	L	0-1	
vs. LSU	L	2-12	
2020		--	--

No championship was held due to the COVID-19 pandemic.

POSTSEASON HISTORY



SEC ALL-TOURNAMENT TEAM

(64 student-athletes, 71 honors)

Year	Pos.	Player	Year	Pos.	Player	Year	Pos.	Player
1978	C	Russ Aldrich	1990	P	Jon Harden	2014	OF	C.T. Bradford
	OF	Del Bender		3B	Burke Masters		C	Gavin Collins
	P	Jack Lazorko		OF	David Mitchell		P	Zac Houston
	3B	John McDonald		2B	Scott Mitchell	2019	1B	Tanner Allen
1979	OF	Mike Kelley		1B	Tommy Raffo			
	OF	Bob Kocol	1991	P	Bobby Reed			
	P	Ken Kurtz		3B	Chuck Daniel			
	C	John McDonald		2B	Paul Petrulis			
	1B	Tim Weisheim		P	B.J. Wallace			
1981	OF	Mark Gillaspie	1993	DH	Steve Hegan			
	UT	Dave Klipstein		P	Gary Rath			
	P	Don Mundie		OF	Ricky Joe Redd			
	3B	Lou Sottile	1994	OF	Ricky Joe Redd			
1983	P	Jeff Brantley	1995	P	Eric DuBose			
	OF	Rafael Palmeiro	1996	SS	Brad Freeman			
	SS	Bob Parker		P	Tanner Brock			
	2B	Pete White	1999	DH	Travis Chapman			
1984	SS	Bob Parker		OF	Jamie Rock			
	DH	Bobby Thigpen		DH	Jon Knott			
1985	P	Jeff Brantley	2001	P	Brandon Medders			
	C	Roark McDonald		OF	Josh West			
	P	Gene Morgan		P	Chris Young			
	3B	John Scott		P				
	2B	Gator Thiesen	2003	2B	Thomas Berkery			
	OF	Bobby Thigpen		P	Jamie Gant			
1987	OF	Dan Van Cleve		3B	Steve Gendron			
	P	Terry Ellis	2005	OF	Jeff Butts			
	DH	Richie Grayum		P	Todd Doolittle			
	OF	Jody Hurst		2B	Jeffrey Rea			
	1B	John Mitchell	2012	SS	Adam Frazier			
	OF	Dan Paradoa		OF	Demarcus Henderson			
1988	SS	Brad Hildreth		P	Jonathan Holder			
	1B	Tommy Raffo	2013	SS	Adam Frazier			
	C	Barry Winford		OF	Hunter Renfro			

ALL-TIME SEC TOURNAMENT OPPONENTS

(34 appearances)

Opponent	W-L	First Meeting	Last Meeting	Opponent	W-L	First Meeting	Last Meeting	Opponent	W-L	First Meeting	Last Meeting
Alabama	4-7	1983	2016	Kentucky	4-4	1979	2014	Tennessee	2-3	1983	2005
Arkansas	2-5	1993	2017	LSU	10-10	1979	2019	Texas A&M	1-0	2013	--
Auburn	8-6	1978	1997	Ole Miss	7-2	1977	2007	Vanderbilt	4-3	1977	2019
Florida	6-10	1977	2017	Missouri	1-0	2013	---	Double-Elimination Record		66-55	
Georgia	9-4	1978	2017	South Carolina	8-1	1997	2014				



NCAA POSTSEASON

1949	1-2
<i>District III Tournament</i>	<i>1-2 Charlotte, N.C.</i>
vs. Richmond	W 2-0
vs. Wake Forest	L 3-4
vs. Kentucky	L 2-5
1953	1-2
<i>District III Tournament</i>	<i>1-2 Durham, N.C.</i>
at Duke	L 3-9
vs. Rollins	W 6-5
at Duke	L 4-5
1965	1-2
<i>District III Tournament</i>	<i>Gastonia, N.C.</i>
vs. Florida State	W 6-3
vs. Furman	L 2-5
vs. Florida State	L 2-6
1966	1-2
<i>District III Tournament</i>	<i>Gastonia, N.C.</i>
vs. Florida State	W 4-3
vs. North Carolina	L 4-5
vs. Florida State	L 0-7
1970	2-2
<i>District III Tournament</i>	<i>Gastonia, N.C.</i>
vs. Maryland	L 2-3
vs. East Carolina	W 12-6
vs. Maryland	W 8-4
vs. Florida State	L 4-5
1971	3-3
<i>District III Tournament</i>	<i>3-1 (1st) Gastonia, N.C.</i>
vs. Maryland	W 2-1
vs. Miami (Fla.)	W 7-3
vs. Georgia Tech	L 8-20
vs. Georgia Tech	W 5-2
<i>College World Series</i>	<i>0-2 (T7th) Omaha, Neb.</i>
vs. Tulsa	L 2-5
vs. BYU	L 1-3
1978	2-2
<i>South Central Regional</i>	<i>2-2 (2nd) Arlington, Texas</i>
vs. Baylor	L 0-3
vs. Louisiana Tech	W 6-5
vs. Pan American	W 7-5
vs. Baylor	L 3-6
1979	5-3
<i>South Regional</i>	<i>4-1 (1st) Starkville, Miss.</i>
NEW ORLEANS	L 11-13
TULANE	W 12-4
NEW ORLEANS	W 13-10
MURRAY STATE	W 8-6
MURRAY STATE	W 18-8
<i>College World Series</i>	<i>1-2 (T5th) Omaha, Neb.</i>
vs. Cal State Fullerton	W 6-1
vs. Texas	L 2-8
vs. Pepperdine	L 4-5
1981	4-2
<i>Atlantic Regional</i>	<i>3-0 (1st) Clemson, S.C.</i>
vs. East Tennessee State	W 7-6
vs. Wichita State	W 5-1
vs. East Tennessee State	W 6-5
<i>College World Series</i>	<i>1-2 (T-5th) Omaha, Neb.</i>
vs. Michigan	W 4-0
vs. Arizona State	L 3-4
vs. South Carolina	L 5-6

1983	3-2
<i>Central Regional</i>	<i>3-2 (2nd) Austin, Texas</i>
vs. Tulane	W 4-2
at Texas	W 6-2
vs. Pan American	W 7-5
at Texas	L 0-7
at Texas	L 3-12
1984	3-2
<i>South II Regional</i>	<i>3-2 (2nd) Starkville, Miss.</i>
SOUTH CAROLINA	L 1-4
NEW ORLEANS	W 11-4
EASTERN KENTUCKY	W 13-8
SOUTH CAROLINA	W 18-9
NEW ORLEANS	L 3-6
1985	4-3
<i>South I Regional</i>	<i>3-1 (1st) Starkville, Miss.</i>
WEST VIRGINIA	W 10-1
NEW ORLEANS	W 8-4
MICHIGAN	L 6-14
MICHIGAN	W 19-8
<i>College World Series</i>	<i>2-2 (T-3rd) Omaha, Neb.</i>
vs. Oklahoma State	W 12-3
vs. Arkansas	W 5-4
vs. Texas	L 7-12
vs. Miami (Fla.)	L 5-6
1987	1-2
<i>Midwest Regional</i>	<i>1-2 (4th) Starkville, Miss.</i>
NC STATE	W 10-6
TEXAS A&M	L 4-7
WESTERN CAROLINA	L 1-8
1988	2-2
<i>South Regional</i>	<i>2-2 (2nd) Starkville, Miss.</i>
WESTERN CAROLINA	W 7-4
CAL STATE FULLERTON	L 1-5
MIDDLE TENNESSEE STATE	W 12-4
CAL STATE FULLERTON	L 3-5
1989	4-2
<i>South Regional</i>	<i>4-2 (2nd) Starkville, Miss.</i>
WESTERN CAROLINA	W 8-0
NICHOLLS STATE	W 11-2
NORTH CAROLINA	L 1-2
INDIANA STATE	W 11-2
NORTH CAROLINA	W 6-0
NORTH CAROLINA	L 1-7
1990	5-3
<i>South II Regional</i>	<i>4-1 (1st) Starkville, Miss.</i>
BYU	W 16-5
ILLINOIS	W 5-3
FLORIDA STATE	W 11-8
FLORIDA STATE	L 9-11
FLORIDA STATE	W 4-3
<i>College World Series</i>	<i>1-2 (T-5th) Omaha, Neb.</i>
vs. Georgia	L 0-3
vs. Georgia Southern	W 15-1
vs. Stanford	L 1-6
1991	2-2
<i>Northeast Regional</i>	<i>2-2 (3rd) Orono, Maine</i>
vs. Towson	W 10-4
at Maine	W 6-5
vs. Clemson	L 9-10
at Maine	L 5-8
1992	2-2
<i>Midwest Regional</i>	<i>2-2 (3rd) Starkville, Miss.</i>
NICHOLLS STATE	W 1-0
OKLAHOMA	W 9-6
OKLAHOMA	L 6-10
UCLA	L 2-3

1993	0-2
<i>East Regional</i>	<i>0-2 (T-5th) Tallahassee, Fla.</i>
vs. Notre Dame	L 1-15
vs. Long Beach State	L 1-2
1996	1-2
<i>West Regional</i>	<i>1-2 (4th) Palo Alto, Calif.</i>
vs. UC Santa Barbara	W 6-2
at Stanford	W 6-8
vs. Cal State Northridge	L 19-20
1997	6-3
<i>Midwest Regional</i>	<i>5-1 (1st) Starkville, Miss.</i>
OHIO STATE	W 8-5
WASHINGTON	L 4-5
TENNESSEE TECH	W 25-5
GEORGIA TECH	W 10-2
WASHINGTON	W 7-5
WASHINGTON	W 4-3
<i>College World Series</i>	<i>1-2 (T5th) Omaha, Neb.</i>
vs. Alabama	L 2-3
vs. UCLA	W 7-5
vs. Alabama	L 5-9
1998	5-3
<i>Central Regional</i>	<i>4-1 (1st) College Station, Texas</i>
vs. Washington	W 7-6
at Texas A&M	L 3-4
vs. Rice	W 15-14
at Texas A&M	W 10-9
at Texas A&M	W 11-5
<i>College World Series</i>	<i>1-2 (T5th) Omaha, Neb.</i>
vs. Florida	W 14-13
vs. LSU	L 8-10
vs. Southern California	L 1-7
1999	2-2
<i>Columbus Regional</i>	<i>2-2 (2nd) Columbus, Ohio</i>
vs. Nebraska	W 18-14
at Ohio State	L 3-6
vs. Nebraska	W 13-7
at Ohio State	L 7-10
2000	3-3
<i>Starkville Regional</i>	<i>3-1 (1st) Starkville, Miss.</i>
SOUTH ALABAMA	W 9-2
NOTRE DAME	W 9-1
NOTRE DAME	L 0-7
NOTRE DAME	W 10-9
<i>Clemson Super Regional</i>	<i>0-2 Clemson, S.C.</i>
at Clemson	L 4-11
at Clemson	L 4-9
2001	3-2
<i>Columbus Regional</i>	<i>3-0 (1st) Columbus, Ohio</i>
vs. Kent State	W 9-8 (10)
vs. Delaware	W 4-3
vs. Kent State	W 14-4
<i>Fullerton Super Regional</i>	<i>0-2 Fullerton, Calif.</i>
at Cal State Fullerton	L 2-13
at Cal State Fullerton	L 3-9
2003	2-2
<i>Starkville Regional</i>	<i>2-2 (2nd) Starkville, Miss.</i>
MIDDLE TENNESSEE STATE	W 10-4
NORTH CAROLINA	L 5-10
MISSOURI	W 10-5
NORTH CAROLINA	L 6-8 (11)
2004	1-2
<i>Atlanta Regional</i>	<i>1-2 (3rd) Atlanta, Ga.</i>
vs. Texas Tech	L 6-10
vs. Jacksonville State	W 7-6
vs. Texas Tech	L 7-17



POSTSEASON HISTORY

2005	2-2	2-2
Coral Gables Regional	2-2 (2nd)	Coral Gables, Fla.
vs. Florida Atlantic	W	13-2
at Miami (Fla.)	L	1-4
vs. Florida Atlantic	W	8-4
at Miami (Fla.)	L	4-10

2006	2-2	2-2
Clemson Regional	2-2 (2nd)	Clemson, S.C.
vs. Elon	L	4-5
vs. UNC Asheville	W	5-4
vs. Elon	W	12-3
at Clemson	L	6-8

2007	5-2	5-2
Tallahassee Regional	3-0 (1st)	Tallahassee, Fla.
vs. Stetson	W	6-3
at Florida State	W	3-0
at Florida State	W	9-4

Starkville Super Regional	2-0	Starkville, Miss.
CLEMSON	W	8-6
CLEMSON	W	8-5

College World Series	0-2 (77th)	Omaha, Neb.
vs. North Carolina	L	5-8
vs. Louisville	L	4-12

2011	4-2	4-2
Atlanta Regional	3-0 (1st)	Atlanta, Ga.
vs. Southern Miss	W	3-0
vs. Austin Peay	W	8-3
at Georgia Tech	W	7-3

Gainesville Super Regional	1-2	Gainesville, Fla.
at Florida	L	1-11
at Florida	W	4-3
at Florida	L	6-8

2012	1-2	1-2
Tallahassee Regional	1-2 (3rd)	Tallahassee, Fla.
vs. Samford	L	0-5
vs. UAB	W	8-1
vs. Samford	L	2-3

2013	8-3	8-3
Starkville Regional	3-1 (1st)	Starkville, Miss.
CENTRAL ARKANSAS	W	5-3
SOUTH ALABAMA	W	6-2
CENTRAL ARKANSAS	L	2-5
CENTRAL ARKANSAS	W	6-1

Charlottesville Super Regional	2-0	Charlottesville, Va.
at Virginia	W	11-6
at Virginia	W	6-5

College World Series	3-2 (2nd)	Omaha, Neb.
vs. Oregon State	W	5-4
vs. Indiana	W	5-4
vs. Oregon State	W	4-1
vs. UCLA (CWS Finals)	L	1-3
vs. UCLA (CWS Finals)	L	0-8

2014	2-2	2-2
Lafayette Regional	2-2 (2nd)	Lafayette, La.
vs. San Diego State	W	5-2
vs. Jackson State	W	3-1
at Louisiana-Lafayette	L	8-14
at Louisiana-Lafayette	L	3-5

2016	3-0	3-2
Starkville Regional	3-0 (1st)	Starkville, Miss.
SOUTHEAST MISSOURI	W	9-5
CAL STATE FULLERTON	W	4-1
LOUISIANA TECH	W	4-0

Starkville Super Regional	0-2	Starkville, Miss.
ARIZONA	L	0-1
ARIZONA	L	5-6

2017	4-3	4-3
Hattiesburg Regional	4-1 (1st)	Hattiesburg, Miss.
vs. South Alabama	L	3-6
vs. Illinois-Chicago	W	5-4
vs. South Alabama	W	7-3
at Southern Miss	W	8-1
at Southern Miss	W	8-6

Baton Rouge Super Regional	0-2	Baton Rouge, La.
at LSU	L	3-4
at LSU	L	4-14

2018	8-4	8-4
Tallahassee Regional	4-1 (1st)	Tallahassee, Fla.
vs. Oklahoma	L	10-20
at Florida State	W	3-2
vs. Samford	W	9-8
vs. Oklahoma	W	13-5
vs. Oklahoma	W	8-1

Nashville Super Regional	2-1	Nashville, Tenn.
at Vanderbilt	W	10-8
at Vanderbilt	L	3-4
at Vanderbilt	W	10-6

College World Series	2-2 (T-3rd)	Omaha, Neb.
vs. Washington	W	1-0
vs. North Carolina	W	12-2
vs. Oregon State	L	2-12
vs. Oregon State	L	2-5

2019	6-2	6-2
Starkville Regional	3-0 (1st)	Starkville, Miss.
SOUTHERN	W	11-6
CENTRAL MICHIGAN	W	7-2
MIAMI	W	5-2

Starkville Super Regional	2-0	Starkville, Miss.
STANFORD	W	6-2
STANFORD	W	8-1

College World Series	1-2 (T-5th)	Omaha, Neb.
vs. Auburn	W	5-4
vs. Vanderbilt	L	3-6
vs. Louisville	L	3-4

BY THE NUMBERS: NCAA TOURNAMENT

OVERALL	
Appearances:	38
Record:	115-87 (.569)
NCAA DISTRICT PLAYOFFS	(1954-74)
District III Appearances:	6
District III Titles:	1
District III Record:	9-11 (.450)

NCAA REGIONAL	(Since 1975)
Regional Appearances:	32
Regional Titles:	15
Regional Record:	84-43 (.661)
NCAA SUPER REGIONAL	(Since 1999)
Super Regional Appearances:	9
Super Regional Titles:	4
Super Regional Record:	9-11 (.450)

COLLEGE WORLD SERIES	(Since 1947)
College World Series Appearances:	11
Best College World Series Finish:	2013 (Finalist)
College World Series Record:	13-22 (.371)
INDIVIDUAL HONORS	
NCAA All-Regional Selections:	123
NCAA Regional MVP:	16
College World Series All-Tournament Team:	10



POSTSEASON HISTORY

NCAA REGIONAL ALL-TOURNAMENT TEAM

(95 student-athletes, 123 honors)

Year	Pos.	Player	
1978	CF	Mike Kelley	
	1B	Tim Weisheim	
1979	SS	Boyd Conner	
	OF	Mike Kelley	
	C	John McDonald	MVP
	UT	Larry Pavlou	
1981	P	Steve D'Ercole	MVP
	OF	Mark Gillaspie	
	C	Terry Loe	
	OF	Brad Winkler	
1983	OF	Brad Winkler	
1984	1B	Will Clark	
	OF	Bobby Locke	
	OF	Rafael Palmeiro	
	OF	Dan Van Cleve	
1985	P	Jeff Brantley	MVP
	1B	Will Clark	
	C	Roark McDonald	
	P	Gene Morgan	
	OF	Rafael Palmeiro	
	2B	Gator Thiesen	
	OF	Dan Van Cleve	
1987	2B	Burke Masters	
	1B	John Mitchell	
	SS	Brad Hildreth	
1988	OF	Jody Hurst	
	C	Barry Winford	
1989	OF	Tracy Echols	
	DH	Burke Masters	
	1B	Tommy Raffo	
	P	Bobby Reed	
	C	Barry Winford	
	3B	Young, Pete	
1990	OF	Tracy Echols	MVP
	3B	Burke Masters	
	SS	Jon Shave	
	1B	Tommy Raffo	
	P	Bobby Reed	
1991	1B	Rob Norman	
1992	OF	Ron Brown	
	C	Matt Carpenter	
	SS	Paul Petruilis	
	P	B.J. Wallace	MVP
1996	1B	Richard Lee	

Year	Pos.	Player	
1997	OF	Brooks Bryan	
	2B	Travis Chapman	
	P	Eric DuBose	MVP
	C	Barry Patton	
	3B	Adam Piatt	
	OF	Rusty Thoms	
1998	OF	Brooks Bryan	MVP
	1B	Richard Lee	
1999	SS	Travis Chapman	
	OF	Brian Wiese	
	1B	Cliff Wren	
2000	3B	Travis Chapman	
	P	Mark Freed	
	OF	Shane Kelly	
	DH	Ty Martin	MVP
	OF	Phillip Willingham	
	2B	Daron Wright	
2001	1B	Matthew Brinson	MVP
	3B	Steve Gendron	
	P	Paul Maholm	
	OF	Casey Long	
2003	OF	Brad Corley	
	P	Jamie Gant	
	3B	Steve Gendron	
	DH	Robby Goodson	
	SS	Matthew Maniscalco	
	C	Craig Tatum	
2004	OF	Joseph Hunter	
2005	OF	Jeff Butts	
	OF	Brad Corley	
2006	DH	Brian LaNinfa	
	C	Joseph McCaskill	
	OF	Mitch Moreland	
	P	Justin Pigott	
2007	3B	Russ Sneed	
	2B	Brandon Turner	
	OF	Jeffrey Rea	
	P	Justin Pigott	MVP
2011	2B	Nick Vickerson	
	1B	Cody Freeman	
	OF	Brent Brownlee	
	OF	C.T. Bradford	MVP
	OF	Jaron Shepherd	
	P	Evan Mitchell	
	P	Nick Routt	

Year	Pos.	Player	
2012	1B	Wes Rea	
	2B	Matthew Britton	
	SS	Adam Frazier	
	C	Brett Slauter	
2013	3B	Alex Detz	MVP
	P	Chad Girodo	
	2B	Brett Pirtle	
	1B	Wes Rea	
	OF	Hunter Renfroe	
2014	OF	C.T. Bradford	
	P	Jonathan Holder	
	2B	Brett Pirtle	
2016	SS	Ryan Gridley	
	P	Zac Houston	
	OF	Reid Humphreys	
	C	Jack Kruger	
	OF	Jake Mangum	
	DH	Brent Rooker	MVP
2017	P	Jacob Billingsley	
	OF	Cody Brown	MVP
	SS	Ryan Gridley	
	OF	Jake Mangum	
	2B	Hunter Stovall	
2018	C	Dustin Skelton	
	OF	Elijah MacNamee	MVP
	OF	Rowdey Jordan	
	OF	Jake Mangum	
	P	J.P. France	
2019	1B	Tanner Allen	
	2B	Justin Foscue	
	DH	Josh Hatcher	
	OF	Rowdey Jordan	MVP
	C	Dustin Skelton	
	P	Ethan Small	

COLLEGE WORLD SERIES ALL-TOURNAMENT TEAM

(10 student-athletes, 10 honors)

Year	Pos.	Player
1981	OF	Mark Gillaspie
	P	Don Mundie
1985	1B	Will Clark
	SS	Frank Davis
	OF	Dave Van Cleve
2013	1B	Wes Rea
	2B	Brett Pirtle
	OF	Hunter Renfroe
	DH	Trey Porter
2018	2B	Hunter Stovall

POSTSEASON HISTORY



ALL-TIME NCAA TOURNAMENT OPPONENTS (38 appearances, 90 different opponents)

Opponent	Record	Opponent	Record	Opponent	Record	Opponent	Record
Alabama	0-2	Georgia	0-1	New Orleans	3-2	Southwest Missouri	1-0
Arizona	0-2	Georgia Southern	1-0	Nicholls State	2-0	Tennessee Tech	1-0
Arizona State	0-1	Georgia Tech	3-1	North Carolina	2-6	Texas	1-4
Arkansas	1-0	Illinois	1-0	NC State	1-0	Texas A&M	2-2
Austin Peay	1-0	Indiana	1-0	Notre Dame	2-2	Texas Tech	0-2
Auburn	1-0	Indiana State	1-0	Ohio State	1-2	Towson	1-0
Baylor	0-2	Jackson State	1-0	Oklahoma	3-2	Tulane	2-0
BYU	1-1	Jacksonville State	1-0	Oklahoma State	1-0	Tulsa	0-1
Cal State Fullerton	2-4	Kent State	2-0	Oregon State	2-2	UAB	1-0
Cal State Northridge	0-1	Kentucky	0-1	Pan American	2-0	UC-Santa Barbara	1-0
Central Arkansas	2-1	Long Beach State	0-1	Pepperdine	0-1	UCLA	1-3
Central Michigan	1-0	Louisiana-Lafayette	0-2	Rice	1-0	UIC	1-0
Clemson	2-4	Louisiana Tech	2-0	Richmond	1-0	UNC-Asheville	1-0
Delaware	1-0	Louisville	0-2	Rollins	1-0	USC	0-1
Duke	0-2	LSU	0-1	Samford	1-2	Vanderbilt	2-2
East Carolina	1-0	Maine	1-1	San Diego State	1-0	Virginia	2-0
East Tennessee State	2-0	Maryland	2-1	South Alabama	1-0	Wake Forest	0-1
Eastern Kentucky	1-0	Miami (Fla.)	2-3	South Carolina	1-2	Washington	4-1
Elon	1-1	Michigan	2-1	Southern	1-0	West Virginia	1-0
FAU	2-0	Middle Tennessee State	2-0	Southern Miss	3-0	Western Carolina	2-1
Florida	2-2	Missouri	1-0	Stanford	2-2	Wichita State	1-0
Florida State	7-4	Murray State	2-0	Stetson	1-0		
Furman	0-1	Nebraska	2-0	South Alabama	2-1		

ALL-TIME DISTRICT III OPPONENTS (6 appearances, 12 different opponents)

Opponent	Record	Opponent	Record	Opponent	Record
Duke	0-2	Georgia Tech	1-1	North Carolina	0-1
East Carolina	1-0	Kentucky	0-1	Richmond	1-0
Florida State	2-3	Maryland	2-1	Rollins	1-0
Furman	0-1	Miami (Fla.)	1-0	Wake Forest	0-1

ALL-TIME NCAA REGIONAL OPPONENTS (32 appearances, 65 different opponents)

Opponent	Record	Opponent	Record	Opponent	Record	Opponent	Record
Austin Peay	1-0	Indiana State	1-0	NC State	1-0	Texas	1-2
Baylor	0-2	Jackson State	1-0	Notre Dame	2-2	Texas A&M	2-2
BYU	1-0	Jacksonville State	1-0	Ohio State	1-2	Texas Tech	0-2
Baylor	0-2	Kent State	2-0	Oklahoma	3-2	Towson	1-0
Cal State Fullerton	1-2	Long Beach State	0-1	Pan American	2-0	Tulane	2-0
Cal State Northridge	0-1	Louisiana-Lafayette	0-2	Rice	1-0	UAB	1-0
Central Arkansas	2-1	Louisiana Tech	2-0	Samford	1-2	UC-Santa Barbara	1-0
Central Michigan	1-0	Maine	1-1	San Diego State	1-0	UCLA	0-1
Clemson	0-2	Miami (Fla.)	1-2	South Alabama	1-0	UIC	1-0
Delaware	1-0	Michigan	1-1	South Carolina	1-1	UNC-Asheville	1-0
East Tennessee State	2-0	Middle Tennessee State	2-0	Southern	1-0	Washington	3-1
Eastern Kentucky	1-0	Missouri	1-0	Southern Miss	3-0	West Virginia	1-0
Elon	1-1	Murray State	2-0	Stanford	0-1	Western Carolina	2-1
FAU	2-0	Nebraska	2-0	Stetson	1-0	Wichita State	1-0
Florida State	5-1	New Orleans	3-2	South Alabama	2-1		
Georgia Tech	2-0	Nicholls State	2-0	Southeast Missouri	1-0		
Illinois	1-0	North Carolina	1-4	Tennessee Tech	1-0		

ALL-TIME NCAA SUPER REGIONAL OPPONENTS (9 appearances, 8 different opponents)

Opponent	Record	Opponent	Record	Opponent	Record
Arizona	0-2	Florida	1-2	Vanderbilt	2-1
Cal State Fullerton	0-2	LSU	0-2	Virginia	2-0
Clemson	2-2	Stanford	2-0		

ALL-TIME NCAA COLLEGE WORLD SERIES OPPONENTS (11 appearances, 26 different opponents)

Opponent	Record	Opponent	Record	Opponent	Record	Opponent	Record
Alabama	0-2	Georgia	0-1	North Carolina	1-1	Tulsa	0-1
Arizona State	0-1	Georgia Southern	1-0	Oklahoma State	1-0	UCLA	1-2
Arkansas	1-0	Indiana	1-0	Oregon State	2-2	USC	0-1
Auburn	1-0	Louisville	0-2	Pepperdine	0-1	Vanderbilt	0-1
BYU	0-1	LSU	0-1	South Carolina	0-1	Washington	1-0
Cal State Fullerton	1-0	Miami (Fla.)	0-1	Stanford	0-1		
Florida	1-0	Michigan	1-0	Texas	0-2		



COLLEGE WORLD SERIES LINE SCORES

POSTSEASON HISTORY

1971	0-2 (T-7th)
Tulsa 5, Mississippi State 2 <i>June 11, 1971 at Omaha, Neb.</i>	
Tulsa	000 200 201 - 5 10 3
Mississippi State	000 001 001 - 2 8 3

Pitchers: UT - Rogers, Butcher, Kluhr; MSU - Thompson, Irvin.
Win-Rogers Save-Butcher Loss-Thompson
T-2:13 A-5,676
HR: UT - Tabb, Bowling; MSU - Still.

BYU 3, Mississippi State 1	
<i>June 12, 1971 at Omaha, Neb.</i>	
Mississippi State	000 010 000 - 1 10 2
BYU	000 000 03X - 3 6 1

Pitchers: MSU - Proffitt, Irvin; BYU - Dusek, Olsen, Cloward.
Win-Dusek Save-Olsen Loss-Proffitt
T-1:53 A-1,597
HR: BYU - Cardon.

1979	1-2 (T-5th)
Mississippi State 6, Cal State Fullerton 1 <i>June 3, 1979 at Omaha, Neb.</i>	
Cal State Fullerton	000 000 001 - 1 5 3
Mississippi State	400 100 100 - 6 10 0

Pitchers: CSF - Navilhon, Hudson, Kingsolver. MSU - Kurtz, McDonald.
Win-Kurtz Loss-Navilhon
T-2:26 A-11,047

Texas 8, Mississippi State 2	
June 3, 1979 at Omaha, Neb.	
Mississippi State	020 000 000 - 2 5 1
Texas	000 250 100 - 8 13 2

Pitchers: MSU - Mundie, Cliburn, McDonald; UT - Wright, Creel, Shannon.
Win-Wright Loss-Mundie
T-2:20 A-11,659
HR: UT - Tjader.

Pepperdine 5, Mississippi State 4	
<i>June 4, 1979 at Omaha, Neb.</i>	
Pepperdine	002 000 020 1 - 5 8 1
Mississippi State	020 002 000 0 - 4 6 0

Pitchers: PU - Kurtz, Elser, Fick; MSU - Reagan, Cliburn, Kurtz, McDonald.
Win-Elser (5-1) Loss-Kurtz (12-2)
T-2:53 A-7,881

1981	1-2 (T-5th)
Mississippi State 4, Michigan 0 <i>May 30, 1981 at Omaha, Neb.</i>	
Michigan	000 000 000 - 0 6 1
Mississippi State	000 030 100 - 4 6 2

Pitchers: UM - Elam, Ontiveros, Hool; MSU - Mundie, Loe.
Win-Mundie (14-4) Loss-Elam (11-3)
T-1:57 A-12,000
HR: MSU - Gillespie.

Arizona State 4, Mississippi State 3	
June 2, 1981 at Omaha, Neb.	
Mississippi State	003 000 000 - 3 5 2
Arizona State	010 300 000 - 4 8 2

Pitchers: MSU - Susce, Loe; ASU - Newman, Dukes, Wilson.
Win-Dukes (7-2) Loss-Susce (11-5)
T-2:15 A-9,589
HR: ASU - Sodders.

South Carolina 6, Mississippi State 5	
June 4, 1981 at Omaha, Neb.	
South Carolina	114 000 000 - 6 10 2
Mississippi State	000 200 300 - 5 11 4

Pitchers: USC - Baynham, Babel, Kish, Lowery; MSU - Mundie, Loe.
Win-Baynham (10-1) Save-Kish (7) Loss-Mundie (14-5)
T-2:41 A-9,000
HR: USC - Lowery, Boyle; MSU - Castoria.

1985	2-2 (T-3rd)
Mississippi State 12, Oklahoma State 3 <i>May 31, 1985 at Omaha, Neb.</i>	
Oklahoma State	000 001 002 - 3 8 4
Mississippi State	033 104 100 - 12 14 0

Pitchers: OSU - Dillard, Bronkey, Trapasso, Rockman, Long, Johnson; MSU - Morgan.
Win-Morgan (14-1) Loss-Dillard (8-4)
T-3:02 A-12,301
HR: MSU - Palmeiro, Mitchell.

Mississippi State 5, Arkansas 4	
<i>June 3, 1985 at Omaha, Neb.</i>	
Arkansas	100 111 000 - 4 11 0
Mississippi State	001 020 200 - 5 10 1

Pitchers: UA - Farwell, Deitz; MSU - Brantley.
Win-Brantley (18-2) Loss-Farwell (11-2)
T-2:36 A-10,587
HR: MSU - Clark.

Texas 12, Mississippi State 7	
June 7, 1985 at Omaha, Neb.	
Mississippi State	200 011 102 - 7 12 5
Texas	000 002 64X - 12 14 1

Pitchers: MSU - Morgan, King, Thigpen; UT - Ruffin, Poehl.
Win-Ruffin (13-2) Save-Poehl (4) Loss-Morgan (14-2)
T-3:14 A-13,223
HR: MSU - Van Cleve, Clark, Mitchell.

Miami (Fla.) 6, Mississippi State 5	
June 8, 1985 at Omaha, Neb.	
Mississippi State	000 004 010 - 5 5 4
Miami (Fla.)	200 010 012 - 6 9 1

Pitchers: MSU - Brantley, Thigpen; UM - Patenaude, Raether.
Win-Raether (6-2) Loss-Thigpen (1-4)
T-2:56 A-10,000
HR: MSU - Thigpen; UM - Leake, Ellena.

1990	1-2 (T-5th)
Georgia 3, Mississippi State 0 <i>June 1, 1990 at Omaha, Neb.</i>	
Mississippi State	000 000 000 - 0 4 3
Georgia	001 010 010 - 3 5 1

Pitchers: MSU - Reed, Robinson; UGA - Fleming, Childers.
Win-Fleming (12-5) Loss-Reed (15-3)
T-2:07 A-12,732
HR: UGA - Cooper.

Mississippi State 15, Georgia Southern 1	
June 3, 1990 at Omaha, Neb.	
Mississippi State	(11)00 002 020 - 15 16 1
Georgia Southern	0 10 000 000 - 1 6 3

Pitchers: MSU - Jobs, Henderson, Daniel, Harden, Robinson, Polk; GSU - Bouma, Ryder, Berkner, Masi, Fitzpatrick, Holder.
Win-Jobs (8-5) Loss-Bouma (10-3)
T-2:35 A-8,000
HR: MSU - Robinson.

Stanford 6, Mississippi State 1	
June 5, 1990 at Omaha, Neb.	
Stanford	001 100 301 - 6 11 1
Mississippi State	001 000 000 - 1 9 3

Pitchers: SU - Reid, Weiss, Tallman; MSU - Reed, Harden, Robinson.
Win-Reid (7-1) Loss-Reed (15-4)
T-2:47 A-6,000
HR: SU - Turner; MSU - S. Mitchell.

1997	1-2 (T-5th)
Alabama 3, Mississippi State 2 <i>May 31, 1997 at Omaha, Neb.</i>	
Mississippi State	000 010 001 - 2 7 0
Alabama	000 020 001 - 3 11 1

Pitchers: MSU - DuBose, Patton; UA - Henderson, Kingrey, Frick.
Win-Kingrey (9-1) Loss-DuBose (9-4)
T-2:37 A-22,640

Mississippi State 7, UCLA 5	
<i>June 2, 1997 at Omaha, Neb.</i>	
UCLA	002 100 101 - 5 10 3
Mississippi State	020 001 400 - 7 10 2

Pitchers: UCLA - Zamora, Klein, Henkel, Cloud, Green. MSU - Reimike, H. Thoms, Patton.
Win-H. Thoms (5-0) Loss-Henkel (3-3)
T-3:36 A-20,016
HR: UCLA - Glaus.

Alabama 9, Mississippi State 5	
June 3, 1997 at Omaha, Neb.	
Mississippi State	000 100 301 - 5 12 3
Alabama	000 040 050 - 9 13 0

Pitchers: MSU - Dilgard, Johnson, Ginter, Patton; UA - Daniel, Kingrey, Frick.
Win-Kingrey (10-1) Loss-Johnson (5-4)
T-2:35 A-20,991
HR: MSU - Piatt; UA - Phillips, Peer.

POSTSEASON HISTORY



1998	1-2 (T-5th)
Mississippi State 14, Florida 13 <i>May 30, 1998 at Omaha, Neb.</i>	
Mississippi State	050 500 004 - 14 14 3
Florida	030 103 015 - 13 13 0
Pitches: MSU - Ginter, H. Thoms, Donovan, Polk, Reinike, Johnson, Patton, McGrath. UF - Wilkerson, Fogg, McClendon, Ross. Win-Ginter (6-4) Save-Johnson (10) Loss-Wilkerson (10-5) T-3:41 A-22,879 HR: MSU - R. Thoms, Bryan, Patton; UF - Ross, Dill.	
LSU 10, Mississippi State 8 <i>June 1, 1998 at Omaha, Neb.</i>	
Mississippi State	002 031 101 - 8 14 0
LSU	040 220 020 - 10 11 1
Pitches: MSU - Jackson, Compton, Johnson, Patton; LSU - Keisler, Bowe, Thompson, Cresse. Win-Keisler (9-5) Save-Thompson (1) Loss-Jackson (10-3) T-3:05 A-20,738 HR: MSU - Lee; LSU - Higgins, Cresse, Earnhart, Davis, Barbier, Harris.	
Southern California 7, Mississippi State 1 <i>June 2, 1998 at Omaha, Neb.</i>	
Southern California	031 000 201 - 7 12 0
Mississippi State	000 000 010 - 1 5 2
Pitches: USC - Currier, Weibling, Munson; Mississippi State - Freed, Reinike, H. Thoms, Polk, Donovan, Patton. Win-Currier (6-1) Loss-Freed (6-6) T-3:11 A-21,581 HR USC - Ticehurst (2).	

2007	0-2 (T-7th)
North Carolina 5, Mississippi State 5 <i>June 15, 2007 at Omaha, Neb.</i>	
Mississippi State	040 000 100 - 5 12 2
North Carolina	000 206 01X - 8 12 0
Pitches: UNC - Woodard, Warren, Wooten, Carignan; MSU - Pigott, Lalor, Bowen. Win-Warren (11-0) Save-Carignan (16) Loss-Pigott (7-7) T-2:52 A-23,568 HR: MSU - Moreland.	

Louisville 12, Mississippi State 4 <i>June 17, 2007 at Omaha, Neb.</i>	
Louisville	212 300 301 - 12 18 1
Mississippi State	000 003 100 - 4 10 1
Pitches: UL - Marks, Hollander, Meade; MSU - Crosswhite, Houston, Whitney, Weatherford, Johnson. Win-Marks (9-2) Loss-Crosswhite (8-5) T-3:18 A-18,187 HR: UL - Johnson, Burton, Dominguez (2); MSU - Turner.	

2013	3-2 (2nd - FINALIST)
Mississippi State 5, Oregon State 4 <i>June 15, 2013 at Omaha, Neb.</i>	
Mississippi State	030 000 020 - 5 8 2
Oregon State	200 110 000 - 4 10 1
Pitches: MSU - Graveman, R Mitchell, Holder; OSU - Moore, Boyd, Schultz. Win-R Mitchell (13-0) Loss-Boyd (10-4) T-3:10 A-24,473	
Mississippi State 5, Indiana 4 <i>June 17, 2013 at Omaha, Neb.</i>	
Mississippi State	100 001 030 - 5 11 1
Indiana	012 000 001 - 4 9 2
Pitches: MSU - Fitts, Girodo, Holder; IU - Coursen-Carr, Halstead, Korte, Effross. Win-Girodo (9-1) Loss-Halstead (4-5) T-3:24 A-25,260	
Mississippi State 4, Oregon State 1 <i>June 21, 2013 at Omaha, Neb.</i>	
Oregon State	000 001 000 - 1 8 1
Mississippi State	000 130 00X - 4 11 0
Pitches: MSU - Graveman, R Mitchell, Holder; OSU - Moore, Fry. Win-Graveman (8-5) Loss-Moore (14-2) T-2:32 A-18,868 HR: MSU - Renfroe.	
***** CHAMPIONSHIP SERIES *****	
UCLA 3, Mississippi State 1 <i>June 24, 2013 at Omaha, Neb.</i>	
UCLA	100 200 000 - 3 6 1
Mississippi State	000 100 000 - 1 6 1
Pitches: UCLA - Plutko, Kaprielian, Weiss, Berg; MSU - Fitts, Girodo. Win-Plutko (10-3) Loss-Fitts (0-1) T-3:34 A-25,690	
UCLA 8, Mississippi State 0 <i>June 25, 2013 at Omaha, Neb.</i>	
Mississippi State	000 000 000 - 0 5 3
UCLA	102 201 02X - 8 12 1
Pitches: UCLA - Vander Tuig, Berg; MSU - Polloreana, Mitchell, Bracewell, Holder, Cox. Win-Vander Tuig (14-4) Loss-Polloreana (6-4) T-3:20 A-27,127	

2018	2-2 (T-3rd)
Mississippi State 1, Washington 0 <i>June 16, 2018 at Omaha, Neb.</i>	
Washington	000 000 000 - 0 6 0
Mississippi State	000 000 001 - 1 10 0
Pitches: UW - DeMers, Hardy; MSU - Small, France, Gordon, Neff. Win-Neff (4-3) Loss-Hardy (5-3) T-2:44 A-24,758	
Mississippi State 12, North Carolina 2 <i>June 19, 2018 at Omaha, Neb.</i>	
Mississippi State	040 000 080 - 12 9 1
North Carolina	100 000 100 - 2 7 3
Pitches: UNC - Bergner, Hiatt, Hutchison, Baum; MSU - Pilkington, Gordon. Win-Pilkington (3-6) Save-Gordon (4) Loss-Bergner (7-3) T-3:17 A-13,387 HR: MSU - Westburg.	
Oregon State 12, Mississippi State 2 <i>June 22, 2018 at Omaha, Neb.</i>	
Mississippi State	101 000 080 - 2 5 0
Oregon State	150 100 410 - 12 15 1
Pitches: OSU - Fehmel, Eisert; MSU - Billingsley, James, McQuary, Smith. Win-Eisert (5-3) Loss-Billingsley (5-4) T-3:54 A-21,002	
Oregon State 5, Mississippi State 2 <i>June 23, 2018 at Omaha, Neb.</i>	
Oregon State	005 000 080 - 5 8 1
Mississippi State	001 000 001 - 2 4 0
Pitches: OSU - Abel, Mulholland; MSU - Small, Gordon. Win-Abel (6-1) Loss-Small (5-4) T-3:02 A-21,821	
2019	
Mississippi State 5, Auburn 4 <i>June 16, 2018 at Omaha, Neb.</i>	
Auburn	020 100 010 - 4 6 2
Mississippi State	000 001 004 - 5 12 3
Pitches: AU - Owen, Anderson, Greenhill, Fitts, Burns; MSU - Small, Self, Liebelt, Gordon. Win-Gordon (5-0) Loss-Burns (4-4) T-3:48 A-22,671 HR: AU - Julien.	
Vanderbilt 6, Mississippi State 3 <i>June 19, 2018 at Omaha, Neb.</i>	
Vanderbilt	010 050 000 - 6 9 1
Mississippi State	000 001 200 - 3 9 0
Pitches: VU - Rucker, Raby, Brown; MSU - Plumlee, Barlow, Self, White, James, Cerantola. Win-Rucker (11-5) Loss-Plumlee (7-5) T-3:24 A-15,465 HR: VU - Scott (2); MSU - Gilbert.	
Louisville 4, Mississippi State 3 <i>June 20, 2018 at Omaha, Neb.</i>	
Mississippi State	000 200 100 - 3 8 1
Louisville	000 000 202 - 4 9 0
Pitches: MSU - Ginn, Liebelt, Gordon; UL - Bennett, Hoeing, Schmeltz, Poland, Detmers. Win-Detmers (13-4) Loss-Gordon (5-1) T-3:31 A-24,201	



COLLEGE WORLD SERIES RECORDS - SINGLE GAME

BATTING AVERAGE (min. 4 at-bats)		
	Player	Opponent, Date
1.	.750 Lotterhos, Chris	Florida, 5/30/98
	.750 Westburg, Jordan	North Carolina, 6/19/18
	.750 Stovall, Hunter	Washington, 6/16/18
	.750 Alexander, Luke	Washington, 6/16/18
	.750 Rea, Jeffrey	Louisville, 6/17/07
	.750 Lee, Richard	Alabama, 6/3/97
	.750 Shave, Jon	Georgia Southern, 6/3/90
	.750 Van Cleve, Dan	Texas, 6/7/85
	.750 Clark, Will	Arkansas, 6/3/85
	.750 Van Cleve, Dan	Oklahoma State, 5/31/85
	.750 Clark, Will	Oklahoma State, 5/31/85
	.750 Davis, Donny	Tulsa, 6/13/71
SLUGGING PERCENTAGE (min. 4 at-bats)		
	Player	Opponent, Date
1.	2.000 Van Cleve, Dan	Texas, 6/7/1985
	2.000 Clark, Will	Arkansas, 6/3/1985
3.	1.750 Westburg, Jordan	North Carolina, 6/19/18
4.	1.250 Still, Phil	Tulsa, 6/13/71
	1.250 Shave, Jon	Georgia Southern, 6/3/90
	1.250 Patton, Barry	Florida, 5/30/98
	1.250 Castoria, Bruce	South Carolina, 6/4/81
	1.250 Gilbert, Marshall	Vanderbilt, 6/19/19
	1.250 Turner, Brandon	Louisville, 6/17/07
	1.250 Moreland, Mitch	North Carolina, 6/15/07
AT-BATS		
	Player	Opponent, Date
1.	6 Thoms, Rusty	Florida, 5/30/1998
2.	5 41 Times	
	Last: Westburg, Jordan	Louisville, 6/20/2019
RUNS SCORED		
	Player	Opponent, Date
1.	3 McDonald, Roark	Oklahoma State, 5/31/85
	3 Robinson, Jim	Georgia Southern, 6/3/90
	3 Thoms, Rusty	Florida, 5/30/98
3.	2 30 Times	
	Last: Skelton, Dustin	Auburn, 6/16/2019
HITS		
	Player	Opponent, Date
1.	3 Westburg, Jordan	North Carolina, 6/19/18
	3 Stovall, Hunter	Washington, 6/16/18
	3 Alexander, Luke	Washington, 6/16/18
	3 Pirtle, Brett	Indiana, 6/17/13
	3 Rea, Jeffrey	Louisville, 6/17/07
	3 Bryan, Brooks	Florida, 5/30/98
	3 Lotterhos, Chris	Florida, 5/30/98
	3 Lee, Richard	Alabama, 6/3/97
	3 Robinson, Jim	Georgia Southern, 6/3/90
	3 Cohen, John	Georgia Southern, 6/3/90
	3 Shave, Jon	Georgia Southern, 6/3/90
	3 Van Cleve, Dan	Texas, 6/7/85
	3 Clark, Will	Arkansas, 6/3/85
	3 Clark, Will	Oklahoma State, 5/31/85
	3 Van Cleve, Dan	Oklahoma State, 5/31/85
	3 White, Pete	South Carolina, 6/4/81
	3 Davis, Donny	Tulsa, 6/13/71
	3 Crosswell, Bobby	BYU, 6/12/71

DOUBLES		
	Player	Opponent, Date
1.	2 Rea, Wes	Oregon State, 6/15/13
	2 Shave, Jon	Georgia Southern, 6/3/90
	2 Winkler, Brad	Michigan, 5/30/81
4.	1 40 times	
	Last: Jordan, Rowdey	Louisville, 6/20/2019
TRIPLES		
	Player	Opponent, Date
1.	1 Mitchell, Scott	Georgia Southern, 6/3/90
	1 Van Cleve, Dan	Texas, 6/7/85
	1 Clark, Will	Arkansas, 6/3/85
	1 Thiesen, Gator	Arkansas, 6/3/85
	1 Gage, Tony	South Carolina, 6/4/81
	1 Dixon, Rick	Pepperdine, 6/4/79
	1 Thompson, Jerry	Tulsa, 6/13/71
HOMERUNS		
	Player	Opponent, Date
1.	1 Gilbert, Marshall	Vanderbilt, 6/19/19
	1 Westburg, Jordan	North Carolina, 6/19/18
	1 Renfroe, Hunter	Oregon State, 6/21/13
	1 Turner, Brandon	Louisville, 6/17/07
	1 Moreland, Mitch	North Carolina, 6/15/07
	1 Lee, Richard	LSU, 6/1/98
	1 Thoms, Rusty	Florida, 5/30/98
	1 Bryan, Brooks	Florida, 5/30/98
	1 Patton, Barry	Florida, 5/30/98
	1 Piatt, Adam	Alabama, 6/3/97
	1 Mitchell, Scott	Stanford, 6/5/90
	1 Robinson, Jim	Georgia Southern, 6/3/90
	1 Thigpen, Bobby	Miami (Fla.), 6/8/85
	1 Van Cleve, Dan	Texas, 6/7/85
	1 Mitchell, John	Texas, 6/7/85
	1 Clark, Will	Texas, 6/7/85
	1 Clark, Will	Arkansas, 6/3/85
	1 Mitchell, John	Oklahoma State, 5/31/85
	1 Palmeiro, Rafael	Oklahoma State, 5/31/85
	1 Castoria, Bruce	South Carolina, 6/4/81
	1 Gillaspie, Mark	Michigan, 5/30/81
	1 Still, Phil	Tulsa, 6/13/71

TOTAL BASES		
	Player	Opponent, Date
1.	8 Van Cleve, Dan	Texas, 6/7/85
	8 Clark, Will	Arkansas, 6/3/85
3.	7 Westburg, Jordan	North Carolina, 6/19/18
4.	6 Lee, Richard	LSU, 6/1/98
	6 Bryan, Brooks	Florida, 5/30/98
	6 Robinson, Jim	Georgia Southern, 6/3/90
7.	5 Gilbert, Marshall	Vanderbilt, 6/19/19
	5 Turner, Brandon	Louisville, 6/17/07
	5 Moreland, Mitch	North Carolina, 6/15/07
	5 Thoms, Rusty	Florida, 5/30/98
	5 Patton, Barry	Florida, 5/30/98
	5 Shave, Jon	Georgia Southern, 6/3/90
	5 Mitchell, John	Texas, 6/7/85
	5 Castoria, Bruce	South Carolina, 6/4/81
	5 Still, Phil	Tulsa, 6/13/71
RUNS BATTED IN		
	Player	Opponent, Date
7	Westburg, Jordan	North Carolina, 6/19/18
4	Bryan, Brooks	Florida, 5/30/98
4	Thigpen, Bobby	Miami (Fla.), 6/8/85
4	Clark, Will	Arkansas, 6/3/85
3	Renfroe, Hunter	Oregon State, 6/21/13
3	LaNinfa, Brian	Louisville, 6/17/07
3	Lee, Richard	LSU, 6/1/98
3	Thoms, Rusty	Florida, 5/30/98
3	Patton, Barry	Florida, 5/30/98
3	Palmeiro, Rafael	Oklahoma State, 5/31/85
3	Van Cleve, Dan	Oklahoma State, 5/31/85
3	Gillaspie, Mark	Michigan, 5/30/81

HIT-BY-PITCH		
	Player	Opponent, Date
1.	1 22 times	
	Last: Mangum, Jake	Louisville, 6/20/19
STOLEN BASES		
	Player	Opponent, Date
1.	1 Westburg, Jordan	Auburn, 6/16/19
	1 Frazier, Adam	UCLA, 6/25/13
	1 Frazier, Adam	Indiana, 6/17/13
	1 Wiese, Brian	Florida, 5/30/98
	1 Echols, Tracy	Stanford, 6/5/90
	1 Thiesen, Gator	Miami (Fla.), 6/8/85
	1 Van Cleve, Dan	Miami (Fla.), 6/8/85
	1 Thigpen, Bobby	Texas, 6/7/85
	1 Van Cleve, Dan	Arkansas, 6/3/85
	1 Van Cleve, Dan	Oklahoma State, 5/31/85
	1 Thigpen, Bobby	Oklahoma State, 5/31/85
	1 Winkler, Brad	Michigan, 5/30/81
	1 Conner, Boyd	Cal State Fullerton, 6/2/79



COLLEGE WORLD SERIES RECORDS - SINGLE GAME

INNINGS PITCHED		
	Player	Opponent, Date
1.	10.0 Thompson, Jerry	Tulsa, 6/13/71
2.	9.0 Kurtz, Ken	Cal State Fullerton, 6/2/79
	9.0 Mundie, Don	Michigan, 5/30/81
	9.0 Mundie, Don	South Carolina, 6/4/81
	9.0 Morgan, Gene	Oklahoma State, 5/31/85
	9.0 Brantley, Jeff	Arkansas, 6/3/85
7.	8.0 Proffitt, Mike	BYU, 6/12/71
	8.0 Susce, Steve	Arizona State, 6/2/81
	8.0 Brantley, Jeff	Miami (Fla.), 6/8/85
	8.0 Reed, Bobby	Georgia, 6/1/90
	8.0 DuBose, Eric	Alabama, 5/31/97

FEWEST HITS ALLOWED (starters only; min. 5 IP)		
	Player (IP)	Opponent, Date
1.	3 Ginn, JT (6.0)	Louisville, 6/20/19
	3 Small, Ethan (5.0)	Auburn, 6/16/19
3.	4 Graveman, Kendall (5.2)	Oregon State, 6/21/13
	4 Reinike, Chris (5.1)	UCLA, 6/2/97
	4 Jobs, Tracy (6.0)	Georgia Southern, 6/3/90
6.	5 Reed, Bobby (8.0)	Georgia, 6/1/90
	5 Kurtz, Ken (9.0)	Cal State Fullerton, 6/2/79
8.	6 Pilkington, Konnor (6.0)	North Carolina, 6/19/18
	6 Ginter, Matt (5.0)	Florida, 5/30/98
	6 Mundie, Don (9.0)	Michigan, 5/30/81
	6 Proffitt, Mike (8.0)	BYU, 6/12/71

FEWEST EARNED RUNS ALLOWED (starters only; min. 5 IP)		
	Player (IP)	Opponent, Date
1.	0 Ginn, JT (6.0)	Louisville, 6/20/19
	0 Mundie, Don (9.0)	Michigan, 5/30/81
3.	1 Jobs, Tracy (6.0)	Georgia Southern, 6/3/90
	1 Graveman, Kendall (5.2)	Oregon State, 6/21/13
	1 Kurtz, Ken (9.0)	Cal State Fullerton, 6/2/79
6.	2 Pilkington, Konnor (6.0)	North Carolina, 6/19/18
7.	3 Small, Ethan (5.0)	Auburn, 6/16/19
	3 Reinike, Chris (5.1)	UCLA, 6/2/97
	3 DuBose, Eric (8.0)	Alabama, 5/31/97
	3 Reed, Bobby (8.0)	Georgia, 6/1/90
	3 Morgan, Gene (9.0)	Oklahoma State, 5/31/85
	3 Proffitt, Mike (8.0)	BYU, 6/12/71

FEWEST RUNS ALLOWED (starters only; min. 5 IP)		
	Player (IP)	Opponent, Date
1.	0 Ginn, JT (6.0)	Louisville, 6/20/19
	0 Mundie, Don (9.0)	Michigan, 5/30/81
3.	1 Graveman, Kendall (5.2)	Oregon State, 6/21/13
	1 Jobs, Tracy (6.0)	Georgia Southern, 6/3/90
	1 Kurtz, Ken (9.0)	Cal State Fullerton, 6/2/79
6.	2 Pilkington, Konnor (6.0)	North Carolina, 6/19/18
	2 Reed, Bobby (8.0)	Georgia, 6/1/90
	2 Mundie, Don (9.0)	South Carolina, 6/4/81
7.	3 Small, Ethan (5.0)	Auburn, 6/16/19
	3 Reinike, Chris (5.1)	UCLA, 6/2/97
	3 DuBose, Eric (8.0)	Alabama, 5/31/97
	3 Brantley, Jeff (8.0)	Miami (Fla.), 6/8/85
	3 Brantley, Jeff (9.0)	Arkansas, 6/3/85
	3 Morgan, Gene (9.0)	Oklahoma State, 5/31/85
	3 Susce, Steve (8.0)	Arizona State, 6/2/81
	3 Proffitt, Mike (8.0)	BYU, 6/12/71

STRIKEOUTS		
	Player	Opponent, Date
1.	10 Susce, Steve	Arizona State, 6/2/81
	10 Girodo, Chad	Indiana, 6/17/13
	10 Jobs, Tracy	Georgia Southern, 6/3/90
4.	9 Girodo, Chad	UCLA, 6/24/13
5.	8 Cibur, Perry	Pepperdine, 6/4/79
	8 Small, Ethan	Auburn, 6/16/19
7.	7 Brantley, Jeff	Arkansas, 6/3/85
	7 Reinike, Chris	UCLA, 6/2/97
9.	6 Proffitt, Mike	BYU, 6/12/71
	6 Thompson, Jerry	Tulsa, 6/13/71
	6 Kurtz, Ken	Cal State Fullerton, 6/2/79
	6 Reed, Bobby	Georgia, 6/1/90

FEWEST WALKS (starters only; min. 5 IP)		
	Player (IP)	Opponent, Date
1.	0 Mundie, Don (9.0)	South Carolina, 6/4/81
2.	1 Brantley, Jeff (9.0)	Arkansas, 6/3/85
	1 Reed, Bobby (6.1)	Stanford, 6/5/90
	1 Susce, Steve (8.0)	Arizona State, 6/2/81
	1 Proffitt, Mike (8.0)	BYU, 6/12/71
	1 Graveman, Kendall (5.2)	Oregon State, 6/21/13
	1 Ginn, JT (6.0)	Louisville, 6/20/19
8.	2 Thompson, Jerry (10.0)	Tulsa, 6/13/71
	2 Morgan, Gene (6.0)	Texas, 6/7/85
	2 Pigott, Justin (5.1)	North Carolina, 6/15/07
	2 Pilkington, Konnor (6.0)	North Carolina, 6/19/18
	2 Kurtz, Ken (9.0)	Cal State Fullerton, 6/2/79
	2 Reed, Bobby (8.0)	Georgia, 6/1/90
	2 Jobs, Tracy (6.0)	Georgia Southern, 6/3/90

WILD PITCHES		
	Player	Opponent, Date
1.	2 Reinike, Chris	UCLA, 6/2/97
	2 Cibur, Perry	Texas, 6/3/79
	2 Bowen, Ricky	North Carolina, 6/15/07
	2 James, Keegan	Vanderbilt, 6/19/19
	2 Ginter, Matt	Florida, 5/30/98
6.	1 17 times	
	Last: Gordon, Cole	Louisville, 6/20/19

BALKS		
	Player	Opponent, Date
1.	1 Small, Ethan	Oregon State, 6/23/18
	1 Cibur, Perry	Pepperdine, 6/4/79
	1 Small, Ethan	Washington, 6/16/18
	1 Thoms, Hank	USC, 6/2/98

HIT-BY-PITCH		
	Player	Opponent, Date
1.	2 Girodo, Chad	Indiana, 6/17/13
	2 Girodo, Chad	UCLA, 6/24/13
	2 Houston, Greg	Louisville, 6/17/07
	2 Liebelt, Jared	Auburn, 6/16/19
5.	1 17 times	
	Last: James, Keegan	Vanderbilt, 6/19/19



COLLEGE WORLD SERIES RECORDS - CAREER

POSTSEASON HISTORY

GAMES PLAYED		
<i>Player (Seasons)</i>		<i>GP</i>
1. Allen, Tanner (2018-19)	7	
Foscue, Justin (2018-19)	7	
Jordan, Rowdey (2018-19)	7	
MacNamee, Elijah (2018-19)	7	
Mangum, Jake (2018-19)	7	
Skelton, Dustin (2018-19)	7	
Westburg, Jordan (2018-19)	7	
8. Bryan, Brooks (1997-98)	6	
Chapman, Travis (1997-98)	6	
Freeman, Brad (1997-98)	6	
Lee, Richard (1997-98)	6	
Patton, Barry (1997-98)	6	
Thoms, Rusty (1997-98)	6	
Wiese, Brian (1997-98)	6	

GAMES STARTED		
<i>Player (Seasons)</i>		<i>GS</i>
1. Allen, Tanner (2018-19)	7	
Foscue, Justin (2018-19)	7	
Jordan, Rowdey (2018-19)	7	
MacNamee, Elijah (2018-19)	7	
Mangum, Jake (2018-19)	7	
Skelton, Dustin (2018-19)	7	
Westburg, Jordan (2018-19)	7	
8. Bryan, Brooks (1997-98)	6	
Chapman, Travis (1997-98)	6	
Freeman, Brad (1997-98)	6	
Lee, Richard (1997-98)	6	
Patton, Barry (1997-98)	6	
Thoms, Rusty (1997-98)	6	
Wiese, Brian (1997-98)	6	

CAREER BATTING AVERAGE (min. 12 at-bats)		
<i>Player (Seasons)</i>	<i>AB</i>	<i>AVG</i>
1. Clark, Will (1985)	15	.467
2. Van Cleve, Dan (1985)	16	.438
3. Thigpen, Bobby (1985)	14	.429
4. Davis, Frank (1985)	12	.417
5. Conner, Boyd (1979)	13	.385
6. Patton, Barry (1997-98)	21	.381
7. Mangum, Jake (2018-19)	25	.360
8. Alexander, Luke (2018)	14	.357
9. Stovall, Hunter (2018)	17	.353
10. Pirtle, Brett (2013)	20	.350

CAREER ON-BASE PERCENTAGE (min. 12 at-bats)		
<i>Player (Seasons)</i>	<i>AB</i>	<i>OB%</i>
1. Clark, Will (1985)	15	.556
2. Van Cleve, Dan (1985)	16	.526
3. Thigpen, Bobby (1985)	14	.500
4. Davis, Frank (1985)	12	.500
5. Mangum, Jake (2018-19)	25	.484
6. Freeman, Brad (1997-98)	22	.464
7. Alexander, Luke (2018)	14	.438
8. Patton, Barry (1997-98)	21	.435
9. Conner, Boyd (1979)	13	.429
10. Chapman, Travis (1997-98)	18	.400

CAREER SLUGGING PERCENTAGE (min. 12 at-bats)		
<i>Player (Seasons)</i>	<i>AB</i>	<i>SLG</i>
1. Clark, Will (1985)	15	1.067
2. Thigpen, Bobby (1985)	14	.786
3. Van Cleve, Dan (1985)	16	.750
4. Mitchell, John (1985)	17	.647
5. Davis, Frank (1985)	12	.583
6. Patton, Barry (1997-98)	21	.571
7. Palmeiro, Rafael (1985)	16	.563
8. Gilbert, Marshall (2018-19)	12	.500
9. Mangum, Jake (2018-19)	25	.480
10. Lee, Richard (1997-98)	23	.478

AT-BATS	
<i>Player (Seasons)</i>	<i>AB</i>
1. Allen, Tanner (2018-19)	28
Bryan, Brooks (1997-98)	28
Jordan, Rowdey (2018-19)	28
MacNamee, Elijah (2018-19)	27
Westburg, Jordan (2018-19)	27
Foscue, Justin (2018-19)	27
7. Thoms, Rusty (1997-98)	26
8. Mangum, Jake (2018-19)	25
9. Lee, Richard (1997-98)	23
Wiese, Brian (1997-98)	23

RUNS SCORED	
<i>Player (Seasons)</i>	<i>R</i>
1. Wiese, Brian (1997-98)	6
Clark, Will (1985)	6
3. MacNamee, Elijah (2018-19)	5
Thoms, Rusty (1997-98)	5
Mangum, Jake (2018-19)	5
Freeman, Brad (1997-98)	5
Thigpen, Bobby (1985)	5
8. Five tied	4
<i>Last: Pirtle, Brett (2013)</i>	

HITS	
<i>Player (Seasons)</i>	<i>H</i>
1. Thoms, Rusty (1997-98)	9
Mangum, Jake (2018-19)	9
3. Patton, Barry (1997-98)	8
4. Clark, Will (1985)	7
Freeman, Brad (1997-98)	7
Pirtle, Brett (2013)	7
Van Cleve, Dan (1985)	7
Bryan, Brooks (1997-98)	7
9. Eight tied	6
<i>Last: Allen, Tanner (2018-19), MacNamee, Elijah (2018-19) and Westburg, Jordan (2018-19)</i>	

DOUBLES	
<i>Player (Seasons)</i>	<i>2B</i>
1. Mangum, Jake (2018-19)	3
Rea, Wes (2013)	3
3. Freeman, Brad (1997-98)	2
Thigpen, Bobby (1985)	2
Lee, Richard (1997-98)	2
Westburg, Jordan (2018-19)	2
Shave, Jon (1990)	2
Davis, Frank (1985)	2
Palmeiro, Rafael (1985)	2
Winkler, Brad (1981)	2

TRIPLES	
<i>Player (Seasons)</i>	<i>3B</i>
1. Clark, Will (1985)	1
Van Cleve, Dan (1985)	1
Thiesen, Gator (1985)	1
Mitchell, Scott (1985)	1
Dixon, Rick (1979)	1
Thompson, Jerry (1971)	1
Gage, Tony (1981)	1

HOME RUNS	
<i>Player (Seasons)</i>	<i>HR</i>
1. Clark, Will (1985)	2
Mitchell, John (1990)	2
3. 18 tied	1
<i>Last: Gilbert, Marshall (2018-19)</i>	

TOTAL BASES	
<i>Player (Seasons)</i>	<i>TB</i>
1. Clark, Will (1985)	16
2. Van Cleve, Dan (1985)	12
Patton, Barry (1997-98)	12
Thoms, Rusty (1997-98)	12
Mangum, Jake (2018-19)	12
6. Thigpen, Bobby (1985)	11
Westburg, Jordan (2018-19)	11
Lee, Richard (1997-98)	11
Mitchell, John (1990)	11
10. Bryan, Brooks (1997-98)	10

RUNS BATTED IN	
<i>Player (Seasons)</i>	<i>RBI</i>
1. Bryan, Brooks (1997-98)	9
2. Westburg, Jordan (2018-19)	7
3. Clark, Will (1985)	5
Thigpen, Bobby (1985)	5
Lee, Richard (1997-98)	5
Palmeiro, Rafael (1985)	5
Patton, Barry (1997-98)	5
Thoms, Rusty (1997-98)	5
Freeman, Brad (1997-98)	5
10. Five tied	4
<i>Last: Jordan, Rowdey (2018-19)</i>	

WALKS	
<i>Player (Seasons)</i>	<i>BB</i>
1. Gillaspie, Mark (1981)	7
2. McDonald, Roark (1979)	6
3. Chapman, Travis (1997-98)	5
4. Lee, Richard (1997-98)	4
Freeman, Brad (1997-98)	4
Wiese, Brian (1997-98)	4
7. Eight tied	
<i>Last: Mangum, Jake (2018-19) and Skelton, Dustin (2018-19)</i>	

HIT-BY-PITCH	
<i>Player (Seasons)</i>	<i>HBP</i>
1. Mangum, Jake (2018-19)	3
2. Freeman, Brad (1997-98)	2
3. 17 tied	1
<i>Last: Allen, Tanner (2018-19) and Westburg, Jordan (2018-19)</i>	

STOLEN BASES	
<i>Player (Seasons)</i>	<i>SB</i>
1. Van Cleve, Dan (1985)	3
2. Frazier, Adam (2013)	2
Thigpen, Bobby (1985)	2
4. Wiese, Brian (1997-98)	1
Westburg, Jordan (2018-19)	1
Echols, Tracy (1990)	1
Thiesen, Gator (1985)	1
Conner, Boyd (1979)	1
Winkler, Brad (1981)	1

STRIKEOUTS	
<i>Player (Seasons)</i>	<i>K</i>
1. Jordan, Rowdey (2018-19)	9
2. Wiese, Brian (1997-98)	8
3. Westburg, Jordan (2018-19)	7
Patton, Barry (1997-98)	7
MacNamee, Elijah (2018-19)	7
6. Lee, Richard (1997-98)	6
Skelton, Dustin (2018-19)	6
Bryan, Brooks (1997-98)	6
Sottile, Lou (1981)	6
10. Allen, Tanner (2018-19)	5
Easley, Edward (2007)	5

SACRIFICE HITS	
<i>Player (Seasons)</i>	<i>SH</i>
1. Patton, Barry (1997-98)	2
Skelton, Dustin (2018-19)	2
Chapman, Travis (1997-98)	2
Piatt, Adam (1997)	2
5. Klipstein, Dave (1981)	1
Ammirati, Nick (2013)	1
Rea, Jeffrey (2007)	1
Henderson, Demarcus (2013)	1
Scioneaux, Damian (1997)	1

SACRIFICE FLIES	
<i>Player (Seasons)</i>	<i>SF</i>
1. Chapman, Travis (1997-98)	1
Masters, Burke (1990)	1
Palmeiro, Rafael (1985)	1
Croswell, Bobby (1971)	1



COLLEGE WORLD SERIES RECORDS - CAREER

APPEARANCES		
Player (Seasons)	App.	
1. Gordon, Cole (2018-19)	5	
2. Holder, Jonathan (2013)	4	
3. Mitchell, Ross (2013)	3	
Mundie, Don (1979, 81)	3	
Johnson, Van (1997-98)	3	
Reinike, Chris (1997-98)	3	
Thoms, Hank (1997-98)	3	
Small, Ethan (2018-19)	3	
16 times	2	
Last: James, Keegan (2018-19), Liebelt, Jared (2019) and Self, Riley (2019)		
GAMES STARTED		
Player (Seasons)	GS	
1. Mundie, Don (1979, 81)	3	
2. Small, Ethan (2018-19)	2	
Brantley, Jeff (1985)	2	
Morgan, Gene (1985)	2	
Reed, Bobby (1990)	2	
Fitts, Trevor (2013)	2	
Graveman, Kendall (2013)	2	
19 times	1	
Last: Gint, JJ (2019) and Plumlee, Peyton (2019)		
VICTORIES		
Player (Seasons)	Wins	
1. Mundie, Don (1979, 81)	1	
Brantley, Jeff (1985)	1	
Morgan, Gene (1985)	1	
Girodo, Chad (2013)	1	
Kurtz, Ken (1979)	1	
Graveman, Kendall (2013)	1	
Thoms, Hank (1997-98)	1	
Mitchell, Ross (2013)	1	
Jobs, Tracy (1990)	1	
Pilkington, Konnor (2018)	1	
Ginter, Matt (1997-98)	1	
Pollorena, Luis (2013)	1	
SAVES		
Player (Seasons)	Saves	
1. Holder, Jonathan (2013)	3	
2. Gordon, Cole (2018-19)	1	
Johnson, Van (1997-98)	1	
COMPLETE GAMES		
Player (Seasons)	CG	
1. Mundie, Don (1979, 81)	2	
2. Brantley, Jeff (1985)	1	
Morgan, Gene (1985)	1	
Kurtz, Ken (1979)	1	
Reed, Bobby (1990)	1	
Thompson, Jerry (1971)	1	
Proffitt, Mike (1971)	1	
Susce, Steve (1981)	1	
DuBose, Eric (1997)	1	
SHUTOUTS		
Player (Seasons)	Shutouts	
1. Mundie, Don (1979, 81)	1	
CAREER EARNED RUN AVERAGE (min. 7 IP)		
Player (Seasons)	IP	ERA
1. Gordon, Cole (2018-19)	9 2/3	0.93
2. James, Keegan (2018-19)	7 1/3	1.23
3. Girodo, Chad (2013)	14	1.29
4. Kurtz, Ken (1979)	11 1/3	1.59
5. Graveman, Kendall (2013)	10 1/3	2.61
6. Cliburn, Perry (1979)	9	3.00
7. Brantley, Jeff (1985)	17	3.18
8. Mundie, Don (1979, 81)	24 2/3	3.28
9. Proffitt, Mike (1971)	8	3.38
DuBose, Eric (1997)	8	3.38
Susce, Steve (1981)	8	3.38

INNINGS PITCHED			
Player (Seasons)	App.	IP	
1. Mundie, Don (1979, 81)	3	24 2/3	
2. Brantley, Jeff (1985)	2	17	
3. Small, Ethan (2018-19)	3	16 2/3	
4. Morgan, Gene (1985)	2	15	
5. Reed, Bobby (1990)	2	14 1/3	
6. Girodo, Chad (2013)	2	14	
7. Kurtz, Ken (1979)	2	11 1/3	
8. Graveman, Kendall (2013)	2	10 1/3	
9. Thompson, Jerry (1971)	1	10	
10. Gordon, Cole (2018-19)	5	9 2/3	
FEWEST HITS ALLOWED (min. 7 IP)			
Player (Seasons)	IP	H	
1. James, Keegan (2018-19)	7 1/3	5	
2. Proffitt, Mike (1971)	8	6	
3. Kurtz, Ken (1979)	11 1/3	7	
4. Susce, Steve (1981)	8	8	
Cliburn, Perry (1979)	9	8	
Gordon, Cole (2018-19)	9 2/3	8	
7. Reinike, Chris (1997-98)	9	9	
Mitchell, Ross (2013)	7 1/3	9	
9. Graveman, Kendall (2013)	10 1/3	10	
Girodo, Chad (2013)	14	10	
Thompson, Jerry (1971)	10	10	
FEWEST EARNED RUNS ALLOWED (min. 7 IP)			
Player (Seasons)	H-AB	ER	
1. James, Keegan (2018-19)	7 1/3	1	
2. Kurtz, Ken (1979)	11 1/3	2	
Gordon, Cole (2018-19)	9 2/3	2	
4. Proffitt, Mike (1971)	8	3	
Cliburn, Perry (1979)	9	3	
Mitchell, Ross (2013)	7 1/3	3	
DuBose, Eric (1997)	8	3	
8. Susce, Steve (1981)	8	4	
Girodo, Chad (2013)	14	4	
10. Graveman, Kendall (2013)	10 1/3	5	
Thompson, Jerry (1971)	10	5	
FEWEST RUNS ALLOWED (min. 7 IP)			
Player (Seasons)	H-AB	R	
1. James, Keegan (2018-19)	7 1/3	1	
2. Kurtz, Ken (1979)	11 1/3	2	
Gordon, Cole (2018-19)	9 2/3	2	
4. Proffitt, Mike (1971)	8	3	
Cliburn, Perry (1979)	9	3	
Mitchell, Ross (2013)	7 1/3	3	
DuBose, Eric (1997)	8	3	
8. Susce, Steve (1981)	8	4	
Girodo, Chad (2013)	14	4	
10. Graveman, Kendall (2013)	10 1/3	5	
Thompson, Jerry (1971)	10	5	
STRIKEOUTS			
Player (Seasons)	IP	K	
1. Girodo, Chad (2013)	14	19	
2. Small, Ethan (2018-19)	16 2/3	18	
3. Brantley, Jeff (1985)	17	12	
4. Cliburn, Perry (1979)	9	11	
5. Jobs, Tracy (1990)	6	10	
Susce, Steve (1981)	8	10	
Thoms, Hank (1997-98)	7 2/3	10	
8. Gordon, Cole (2018-19)	9/23	9	
Reed, Bobby (1990)	14 1/3	9	
10. 6 tied	--	7	
Last: Holder, Jonathan (2013) & Fitts, Trevor (2013)			

FEWEST WALKS (min. 7 IP)			
Player (Seasons)	IP	BB	
1. Susce, Steve (1981)	8	1	
Gordon, Cole (2018-19)	9 2/3	1	
Proffitt, Mike (1971)	8	1	
4. Cliburn, Perry (1979)	9	2	
Thompson, Jerry (1971)	10	2	
Graveman, Kendall (2013)	10 1/3	2	
7. Girodo, Chad (2013)	14	3	
Thoms, Hank (1997-98)	7 2/3	3	
Reed, Bobby (1990)	14	3	
Kurtz, Ken (1979)	11 1/3	3	
Mitchell, Ross (2013)	7 1/3	3	
WILD PITCHES			
Player (Seasons)	WP		
1. James, Keegan (2018-19)	3		
2. Gordon, Cole (2018-19)	2		
Cliburn, Perry (1979)	2		
Thoms, Hank (1997-98)	2		
Fitts, Trevor (2013)	2		
Morgan, Gene (1985)	2		
Ginter, Matt (1997-98)	2		
Bowen, Ricky (2007)	2		
Reinike, Chris (1997-98)	2		
10. Eight tied	1		
Last: White, Colby (2019)			
BALKS			
Player (Seasons)	BK		
1. Small, Ethan (2018-19)	2		
2. Cliburn, Perry (1979)	1		
Thoms, Hank (1997-98)	1		
HIT-BY-PITCH			
Player (Seasons)	HBP		
1. Girodo, Chad (2013)	4		
2. Thoms, Hank (1997-98)	2		
James, Keegan (2018-19)	2		
Liebelt, Jared (2019)	2		
Houston, Greg (2007)	2		
6. 13 tied	1		
Last: Gordon, Cole (2018-19)			




**ONE OF FIVE PROGRAMS IN NCAA
HISTORY AND THE ONLY SEC
PROGRAM TO PLAY IN THE
NCAA COLLEGE WORLD SERIES
IN FIVE-STRAIGHT DECADES**




2019




2013




1998



1990



1981



2018



2007




1997



1985



1979



1971

