



2025 MISSISSIPPI STATE BASEBALL RECORD BOOK

PROGRAM INFORMATION TABLE OF CONTENTS



MEDIA & TEAM INFORMATION	1-3
Quick Facts	
Roster	
COACHING & SUPPORT STAFF	4-11
Head Coach Chris Lemonis	
Assistant Coach Justin Parker	
Assistant Coach Jake Gautreau	
Assistant Coach Kyle Cheesebrough	
STUDENT-ATHLETE INFORMATION	12-17
Student-Athlete Headshot Roster	
Career Statistics	
RECORDS	18-29
Offensive Records	
Pitching Records	
Defensive Records/Scoring Margin Records	
Team Records	
Yearly Team Leaders	
Yearly Individual Leaders (Offensive)	
Yearly Individual Leaders (Pitching)	
Yearly MVPs	
HISTORY & HONORS	30-43
National Awards and Honors	
<i>National Awards Winners, All-Americans, National Hall of Fame Honorees, USA Baseball</i>	
Southeastern Conference Awards and Honors	
Mississippi Awards and Honors	
All-Time Letterwinners	
MAJOR LEAGUE BASEBALL	44-53
State to The Show	
Major League Baseball Draft History	
DUDY NOBLE FIELD	54-57
ALL-TIME RESULTS	58-91
Year-by-Year Records	
All-Time Coaching Record/Final Rankings	
Series Records	
Season Results	
Diamond Dawg Timeline	
POSTSEASON HISTORY	92-105
SEC Postseason	
NCAA Postseason	
College World Series Line Scores	
College World Series Record Book	

ATHLETIC COMMUNICATIONS



Travis Rae (Baseball - Primary)
Associate Director
(715) 205-0324 • trae@athletics.msstate.edu



Avy Akin (Baseball)
Communications Student Intern
aea363@msstate.edu



Kinsley Hunter (Baseball)
Communications Student Intern
hkh153@msstate.edu

BASEBALL MEDIA PORTAL

Mississippi State has created an online portal for media members covering the Bulldogs' baseball program. To access the portal, visit hailst.at/BBMedia.

The Baseball Press Box Page of HailState.com will include links to media guides, quick facts, game notes, box scores, recaps, pool photography and team and staff headshots.

PRESS BOX SERVICES

A complete NCAA box score and pertinent game facts are available to members of the working media following each game. Seats will be assigned. A pregame meal will be passed out in the press box approximately one hour prior to each game.

The press box is equipped with high-speed internet and telephone access. It is also set up to accommodate television and team radio/video personnel.

RADIO BROADCASTS

Dudy Noble Field houses radio lines to support home and visitor radio broadcasts. For more information on the phone lines, please contact Travis Rae in the Communications office.

POSTGAME INTERVIEWS

Requested MSU players, along with head coach Chris Lemonis, will be available for a postgame media session in the Omaha Room approximately 20 minutes after home games. The Mississippi State locker room and team spaces are closed to the media.

MSU PLAYER/COACH AVAILABILITY

Players and coaches will be made available to the media upon request. Those wishing to set up an interview must contact Travis Rae via phone or email at least 48 hours prior to the desired interview time. On gameday, players and coaches are only available postgame.

In most cases, players will be available for a brief time before or after practices which are typically scheduled on weekday afternoons.

Media members are NOT permitted to contact student-athletes on their own at any time. This includes phone, email, text or through social media platforms. Student-athletes' contact information will not be given out.

PHOTOGRAPHERS / VIDEOGRAPHERS

A limited number of photographers and videographers will be permitted to shoot in the photo wells at each end of home and visiting dugouts. Those wishing to shoot a game must request access at least 48 hours before the game.

To access the SEC's media FTP, contact licensing@xosdigital.com.



QUICK FACTS

SCHOOL INFORMATION

Location (Enrollment)	Starkville, Mississippi (23,150)
Founded	1878
President	Dr. Mark E. Keenum
NCAA Faculty Athletics Representative	Dr. Brent Fountain
Director of Athletics	Zac Selmon
Twitter	@ZacSelmon
Affiliation	NCAA Division I
Conference	Southeastern
Nickname	Bulldogs
Colors	Maroon and White
Athletic Department Phone	(662) 325-2532
Ticket Office Phone	(662) 325-2600

STADIUM INFORMATION

Name	Dudy Noble Field, Polk-DeMent Stadium
Capacity	15,000+
Field Dimensions	Left-330, Left Center-385, Center-400, Right Center-380, Right-305

STAFF INFORMATION

Head Coach	Chris Lemonis (The Citadel, 1992)
Twitter	@lemon22
Record at MSU (Years)	207-116 (Six Seasons)
Career Record (Years)	348-207-2 (10 Seasons)
NCAA Appearances	6
Assistant Coach	Justin Parker (Wright State, 2012)
Years at MSU	Second Season
Twitter	@JustinDParker24
Assistant Coach	Jake Gautreau (Tulane, 2011)
Years at MSU	Eighth Season
Twitter	@JakeGautreau
Camps Coordinator	Kyle Cheesebrough (Louisville, 2010)
Years at MSU	Seventh Season
Twitter	@k_cheesebrough
Strength Coach	Scott Shipman (Augusta University, 2013)
Coordinator of Player Development	Bobby Austin (NC State, 2019)
Director of Operations	Roger Rodeheaver (Indiana, 2010)
Coordinator of Operations	Blake Loper (Mississippi State, 2020)
Athletic Trainer	Jason Wire (St. Cloud State, 2006)
Equipment Operations	Noah Wise (South Carolina, 2023)
Student Managers	Ellis Hendricks, Ty Hedges, Wyatt Hedges Pete Varmette, Cam Lister, PJ Fincher Dawson Thompson, Brayden Rose, Garrett Jackson, Johnny Long

MEDIA INFORMATION

Communications Contact	Travis Rae
Email	trae@athletics.msstate.edu
Cell	(715) 205-0324
Fax	(662) 325-2563
Mailing Address	P.O. Box 5308 Mississippi State, MS 39762
Website	HailState.com/baseball
Baseball X/Instagram/Facebook	@HailStateBB

2024 TEAM INFORMATION

Overall Record	40-23
Home	25-9
Road	8-11
Neutral Site	7-3
SEC Record	17-13 (3rd in SEC West)
Postseason	4-4
SEC Tournament	2-2
NCAA Charlottesville Regional	2-2
Lettermen Returning/Lost	16/17
Position Starters Returning/Lost	3/6
Pitchers Returning/Lost	7/13
Newcomers	22 (10 Freshmen, 12 Transfers)

PROGRAM INFORMATION

First Year of Baseball	1885 (135th season)
First Year in SEC	1933 (Charter member)
All-Time Record (Win %)	2,847-1,677-29 (.628)
All-Time SEC Record (Win %)	1,014-887-3 (.533)
SEC Championships (Last)	11 (2016)
SEC Tournaments (Last)	35 (2024)
SEC Tournament Record (Win %)	68-58 (.539)
SEC Tournament Championships (Last)	7 (2012)
NCAA Tournaments (Last)	40 (2023)
NCAA Super Regionals (Last)	10 (2021)
College World Series (Last)	12 (2021)
National Championships (Last)	1 (2021)

**MISSISSIPPI
STATE**™

The 2025 Mississippi State University Baseball Record Book is a publication of the MSU Athletic Communications Office and was compiled and edited by Travis Rae, Avy Akin and Kinsley Hunter.

Email corrections to trae@athletics.msstate.edu.

PROGRAM INFORMATION

2025 ROSTER



#	Name	Pos.	B/T	Ht.	Wt.	Cl./Exp.	Hometown/High School (Previous School)
2	Sawyer Reeves	INF	R/R	6-3	205	Sr./Sr.	Lugoff, S.C. / Lugoff Elgin HS (The Citadel)
3	Ace Reese	INF	L/R	6-3	205	So./So.	Canton, Texas / Canton HS (Houston)
4	Mikhail Grant	RHP	R/R	6-3	215	So./Fr.	Stockbridge, Ga. / Georgia Premire Academy
5	Aaron Downs	INF/OF	R/R	6-0	210	Sr./Sr.	Pella, Iowa / Heritage Academy
6	Landis Davila	OF	L/R	6-3	200	Fr./Fr.	Farragut, Tenn. / Farragut HS
7	Reed Stallman	INF	L/R	6-3	220	Sr./Sr.	Robins, Iowa / Alburnett HS (Campbell)
8	Charlie Foster	LHP	R/L	6-3	190	Fr./Fr.	Snellville, Ga. / Brookwood HS
9	Pico Kohn	LHP	L/L	6-4	200	Sr./Jr.	Verbena, Ala. / Chilton County HS
10	Dylan Cupp	INF	R/R	6-0	180	So./So.	Cedartown, Ga. / Cedartown HS
11	Duke Stone	RHP	R/R	6-5	225	Fr./Fr.	Uvalda, Ga. / Jeff Davis HS
12	Evan Siary	RHP	R/R	6-1	205	Jr./Jr.	Columbus, Miss. / Starkville Academy
13	Nate Chester	INF	R/R	6-2	190	Sr./Sr.	Kansas City, Mo. / Liberty North HS (John A. Logan CC)
14	Cade O'Leary	RHP	R/R	6-4	190	Fr./Fr.	Knoxville, Tenn. / Farragut HS
15	Luke Dotson	LHP	L/L	6-4	195	So./So.	Marietta, Ga. / Mount Paran Christian
16	Braden Booth	INF/RHP	R/R	6-2	200	Fr./Fr.	Madison Ala. / Bob Jones HS
17	Stone Simmons	RHP	R/R	6-4	235	Gr./Sr.	Houston, Texas / The Kinkaid School (Furman)
18	Noah Sullivan	DH/RHP	R/R	6-1	225	Sr./Jr.	Orlando, Fla. / Dr. Phillips HS (USC Upstate)
19	Robert Fortenberry	LHP	L/L	6-0	220	Jr./Jr.	Frisco, Texas / Wakeland HS (Weatherford CC)
22	Ross Highfill	C	R/R	6-0	200	Jr./So.	Madison, Miss. / Madison Central HS
23	Jackson Owen	C	R/R	5-10	200	Sr./Jr.	Starkville, Miss. / Starkville HS (Northeast Mississippi CC)
25	Bradley Loftin	LHP	L/L	6-3	195	Jr./Jr.	Southaven, Miss./DeSoto Central
26	Chase Hungate	RHP	L/R	6-1	175	Sr./Sr.	Abingdon, Va. / Abingdon HS (Virginia)
27	Gavin Black	RHP	L/R	6-0	195	Jr./Jr.	Bogart, Ga. / North Oconee HS (Northwest Florida State College)
28	Ryan McPherson	RHP	R/R	6-3	205	Fr./Fr.	Hollywood, Fla. / North Broward Prep
29	Nate Williams	RHP	R/R	6-4	250	Sr./Jr.	Acworth, Ga./North Cobb (Florence Darlington CC)
30	Jacob Pruitt	RHP	R/R	6-1	185	Jr./Jr.	Yorktown, Ind. / Yorktown HS (Indiana State)
31	Karson Ligon	RHP	R/R	6-1	210	Sr./Sr.	Sarasota, Fla. / River View HS (Miami (Fla.))
32	Michael O'Brein	OF	L/L	6-0	175	So./So.	River Ridge, La. / John Curtis Christian
33	Rives Reynolds	OF	R/R	5-11	195	So./Fr.	Flowood, Miss. / Jackson Prep
34	Gehrig Frei	INF	S/R	6-1	200	Sr./Jr.	Alpharetta, Ga. / South Forsyth HS (North Alabama)
35	Ben Davis	RHP/C	R/R	6-3	215	So./So.	Booneville, Miss. / Booneville HS (Itawamba CC)
36	Nolan Stevens	INF/OF/LHP	L/L	6-3	210	So./So.	Elk Grove, Calif. / Franklin HS
38	Bryce Chance	OF	R/R	5-10	180	Sr./Jr.	Ridgeland, Miss. / Madison-Ridgeland Academy
41	Ethan Pulliam	INF/OF	R/R	6-1	180	So./So.	Starkville, Miss. / Starkville HS
42	Jack Gleason	RHP	R/R	6-1	180	Fr./Fr.	Germantown, Tenn. / Briarcrest Christian HS
43	Steven Spallitta	INF/C	L/R	5-10	185	So./So.	Mandeville, La. / Fontain Bleu HS
44	Hunter Hines	INF/OF	L/R	6-3	210	Sr./Sr.	Madison, Miss. / Madison Central HS
45	Dane Burns	LHP	R/L	6-5	220	Fr./Fr.	Celina, Texas / Prosper HS
47	JT Schnoor	RHP	R/R	6-4	215	Jr./Jr.	Pascagoula, Miss. / Resurrection Cathloic School (Pearl River CC)
48	Kevin Mannell	RHP	R/R	6-4	210	Jr./Jr.	Topeka, Kan. / Seaman HS (Kansas State / Cloud County CC)
49	Gatlin Sanders	INF/OF	L/R	5-11	175	Jr./Jr.	Madison, Miss. / Madison Central HS (Jones CC)
50	Wes Pritchard	LHP	L/L	6-3	165	Fr./Fr.	Meridian, Miss. / Lamar School
52	Lukas Buckner	INF	L/R	5-9	170	Fr./Fr.	Knoxville, Tenn. / Farragut HS
55	Joe Powell	C	R/R	5-10	185	Gr./Sr.	Mason, Ohio / Mason HS (Cincinnati)

COACHING / SUPPORT STAFF

Chris Lemonis - Head Coach (Seventh Season at Mississippi State, 11th Overall; The Citadel, 1992)

Jake Gautreau - Assistant Coach (Eighth Season; Tulane, 2011)

Justin Parker - Assistant Coach (Second Season; Wright State, 2012)

Kyle Cheesebrough - Assistant Coach (Seventh Season; Louisville, 2010)

Roger Rodeheaver - Director of Operations (Seventh Season; Indiana, 2010)

Blake Loper - Coordinator of Operations (Fourth Season; Mississippi State, 2020)

Bobby Austin - Coordinator of Player Development (Fifth Season; NC State, 2019)

Scott Shipman - Strength and Conditioning Coach (Third Season; Augusta University, 2013)

Jason Wire - Associate Athletic Trainer (15th Season; St. Cloud State, 2006)

PRONUNCIATION GUIDE

Landis Davila	Duh-vi-lah	Kevin Mannell	MUH-nell
Gehrig Frei	FRY	Rives Reynolds	REEVES
Jake Gautreau	Go-TRO (long o)	JT Schnoor	S-newer
Pico Kohn	Konn	Evan Siary	Sea-air-EE
Chris Lemonis	Luh-MOE-niss	Steven Spalitta	Spuh-lee-tuh
Karson Ligon	LIG-in		



CHRIS LEMONIS

Head Coach

The Citadel (1992)

Since arriving in Starkville, Chris Lemonis has guided the Bulldogs to unparalleled success, including capturing Mississippi State's first national championship in 2021. He is the first Division I head coach to reach the College World Series in his first two full seasons as head coach of a program in the Super Regional era (since 1999).

In six seasons at MSU, Lemonis has compiled a 207-116 record (.641 winning percentage) and taken his program to two College World Series appearances. In his first two complete seasons at the helm of the Bulldogs, Lemonis has won 50-plus games, posting a 52-15 record in 2019 and a 50-18 mark in 2021. Lemonis notched his 100th win at MSU in his first 130 games. He is the fastest head coach in program history to reach the 100-win mark.

Lemonis led Mississippi State to its first-ever national championship in 2021 and was named the National Coach of the Year by Baseball America following a 50-18 campaign and an impressive 10-3 showing in the NCAA Tournament. He became the fourth person picked as Baseball America's National Coach of the Year as both an assistant and head coach.

The 18th head coach in the program's storied history, a journey of nearly 40 years came full circle when he was introduced on June 25, 2018, on Adkerson Plaza inside Dudy Noble Field. The son of a 1973 State graduate, Lemonis resided in Starkville as a child and now leads one of the perennial powerhouses in college baseball.

Lemonis not only understands what it takes to get to Omaha as a coach but also as a player. A 1992 graduate of The Citadel, Lemonis added a 1990 appearance in the College World Series as a student-athlete. The appearance makes the Bulldogs one of just three schools in Southern Conference history and the only current conference member to advance to Omaha.

After helping Louisville to seven postseason berths in eight years, the 2013 American Baseball Coaches Association/Baseball America Assistant Coach of the Year headed to Indiana for his first head coaching job with the Hoosier program in 2015.

In each of his head coaching stops, Lemonis has led his team to the NCAA postseason in his first season. He helped the Hoosiers into the NCAA Tournament field during his initial season in Bloomington before he guided Mississippi State to the College World Series in 2019 — his first season in Starkville.

One of the country's top recruiters and player development coaches, Lemonis has seen success at every coaching stop. After helping his alma mater, The Citadel, to five NCAA Regional appearances in 12 seasons as an assistant coach, Lemonis joined college teammate Dan McDonald's staff at Louisville and quickly turned the Cardinals into an Omaha contender.

Overall, Lemonis enters his 31st season as a collegiate coach in 2025, making two College World Series appearances as a head coach, taking three trips to Omaha as an assistant, earning 18 NCAA tournament berths, and aiding in five 50-win seasons. Owning a head coaching record of 348-207-2, Lemonis was also a part of nearly 800 wins as an assistant coach. He is one of three active Division I coaches to win 345 or more games at the Division I level in ten years as a head coach.

RECRUITING AND DEVELOPMENT

Widely regarded as one of the elite recruiters and developers of talent in all of college baseball, a total of 111 student-athletes have been selected in the Major League Baseball Draft under Lemonis' watch, with 22 of those reaching the highest level of professional baseball.

His pupils have earned 38 All-America honors, 19 Freshman All-America laurels, and 109 have signed professional baseball contracts.

Since arriving at Louisville for the 2006-07 academic year, Lemonis has been a part of 15 nationally-ranked recruiting classes, including his first three classes at Mississippi State. His initial Diamond Dawgs recruiting class was tabbed as the No. 12 class nationally by Baseball America and Perfect Game, while it earned the No. 9 ranking from Collegiate Baseball Newspaper. In 2019, he and his staff brought in another top-10 ranked class, finishing as high as No. 6 by Baseball America. In 2024, Lemonis and his staff brought in a top-5 ranked class, as MSU finished at No. 5 by Perfect Game.

Over his first six seasons in Starkville, Lemonis has tutored 40 picks in the MLB First-Year Player Draft, including six first rounders and four second rounders. Sixteen of Lemonis' Indiana players were taken in the MLB Draft in his final four years in Bloomington, and 14 signed professional contracts. He also recruited and coached nine of the Hoosier's school-record 10 MLB Draft choices in 2019.

During the 2024 MLB Draft, the Diamond Dawgs saw a school record 11 players drafted, including a program record eight pitchers. The 11 players drafted were the most draft picks of any school in the draft. MSU players signed for \$9.9 million in signing bonuses, which was \$1.5 million over projected.

From 2007-14, Lemonis saw seven-straight classes ranked among the top 30 nationally, including the No. 12 national class for the 2011 recruiting cycle. In 2017, Baseball America revisited the Cardinals' 2013 class, re-ranking it No. 2 in the nation after the on-field success under Lemonis' watch. In 2018, the publication tabbed an un-ranked 2014 recruiting class, including 2015 National Freshman of the Year and 2017 Golden Spikes Award winner Brendan McKay, as the No. 1 class in the publication's re-rankings.

Lemonis mentored and/or recruited 47 student-athletes that signed professional contracts after being selected in the MLB Draft during his eight years as the top assistant and recruiting coordinator at Louisville, including a school-record ten selections in the 2010 MLB Draft. He helped produce ten first or second-round draft choices over seven years.

To date, 15 Cardinals who were recruited by and played for Lemonis have gone on to reach the big leagues. Those players include Nick Burdi, Adam Duvall, Chris Dominguez, Cody Ege, Adam Engel, Chad Green, Dean Kiekhefer, Matt Koch, Trystan Magnuson, Justin Marks, Kyle McGrath, Brendan McKay, B.J. Rosenberg, Nick Solak, and Tony Zych. Over \$28 million in signing bonuses were accrued by Lemonis' Louisville draftees.

TAKING OVER

Inheriting a team that is coming off a trip to the College World Series doesn't always translate into immediate success, but Lemonis was able to build off of that momentum as he began writing his chapter in Mississippi State history.

Along with the second-most single-season victories (52) during the 2019 season, his team also posted the second-best 20-, 30- and 40-game starts (18-2, 25-5, 32-8) in program history. He joined Pat McMahon as the only two Diamond Dawg dugout bosses to lead the program to the College World Series in their initial campaign, and his 52 wins were the most by a first-year SEC head coach in the conference's history.

State saw four student-athletes earn first-team All-SEC, tying for the fourth-most selections in a single season in program history behind the five selections in 1949, 1971, and 1977. Left-handed pitcher Ethan Small posted one of the most dominant seasons on the mound in program history, leading the nation in strikeouts and earning National and Southeastern Conference Pitcher of the Year honors. Right-handed pitcher JT Ginn was tabbed National Freshman of the Year and Southeastern Conference Freshman of the Year.

Small, Tanner Allen, Justin Foscoe, and Jake Mangum earned top honors from the SEC, and Foscoe, Mangum, and Small grabbed at least one first-team All-America honor. Small became Mississippi State's seventh unanimous first-team All-American, joining Jeff Brantley (1985) and Chris Stratton (2012) as the only pitchers to accomplish the feat.

On the team side of things, State's offense led the nation in doubles to mark the first time in program history the Diamond Dawgs led the NCAA in an offensive or pitching category. The 166 doubles set a school record and ranked No. 4 all-time in SEC history.

MISSISSIPPI STATE

For the 40th time in program history the Mississippi State Bulldogs went to an NCAA Regional in 2024. Lemonis saw junior Khal Stephen take home three Third Team All-American honors (NCBWA, ABCA, D1 Baseball), while sophomores Dakota Jordan and Jurrangelo Cijntje took home two All-American honors. Cijntje was second team by Perfect Game and NCBWA, while Jordan was second team by NCBWA and third team by Baseball America. MSU had four players earn ABCA All-Regional honors, Jordan (first team), Cijntje (first team), Stephen (first team) and David Mershon (second team). Mershon became the first shortstop at MSU to earn First Team All-SEC honors at shortstop since 2017. The Bulldogs also had success in the 2024 MLB Draft as they had the 20th first round selection in school history and saw 11 players get selected, the most by any school. Eight of the 11 players selected were pitchers, which set a school record. Mississippi State finished ranked in four of the five baseball polls and were as high as 17 by Baseball America. The MSU pitching staff saw dramatic improvements on the mound in 2024 as they decreased the team ERA by 2.84 from 2023. MSU also saw the starting pitching duo of Stephen and Cijntje posted over 80 innings pitched, eight or more wins, and 100 or more strikeouts. This was the first time since 2019 that MSU has accomplished that feat.

In 2023, Lemonis saw freshman outfielder Dakota Jordan earn Freshman All-American honors by Perfect Game. Awards continued to roll in as Hunter Hines and Colton Ledbetter earned ABCA All-Region honors. Hines also picked up First Team All-SEC honors, and Jordan was named to the All-SEC Freshman team. During the season, the Dawgs hit the fourth most homers in program history with 91, and freshman Ross Highfill became the first player since 2017 to hit three homers in a single game.

Following the 2022 season, Lemonis and the Bulldogs had six players drafted in the MLB Draft, increasing his total to 25 during his time in Starkville. He has extended his streak of having a first-round pick drafted as Landon Sims went early in the 2022 MLB Draft. Not only did the Bulldogs have success in the MLB Draft, but RJ Yeager was named Third Team All-American by the ABCA, NCBWA, and Collegiate Baseball Newspapers. Hunter Hines earned Freshman All-American honors by Collegiate Baseball, NCBWA, and D1 Baseball. The Diamond Dawgs also succeeded in the classroom during the 2022 season as 24 players earned SEC Academic Honor Roll honors, and Yeager was named Third Team CoSIDA Academic All-American.

In 2021, the Bulldogs had five players drafted from their national championship squad, while a total of 19 players have been drafted by Major League Baseball during Lemonis' time in Starkville, including at least one first-rounder in each year of his tenure. For the second straight full season, the Mississippi State baseball program saw a pair of student-athletes honored as All-Americans by the American Baseball Coaches Association in Tanner Allen and Landon Sims.

In his first season at the helm of the Diamond Dawgs, Lemonis became the winningest first-year head coach in SEC history and, in the process, led the 2019 edition to the second-most victories in program history at 52 (54; 1989). The 40 victories over MSU's first 50 games marked the third-most in the first 50 games of a season in program history and set the tone for State's second-straight trip to the College World Series.

Lemonis became one of just three SEC head coaches to advance to the College World Series in their inaugural season in the conference, joining Jake Gibbs (Ole Miss, 1972) and fellow Diamond Dawg skipper Pat McMahon (Mississippi State, 1998).

Four Diamond Dawgs earned All-American honors during Lemonis' first season, while left-handed pitcher Ethan Small was tabbed National Pitcher of the Year (College Baseball Foundation; American Baseball Coaches Association) and right-handed pitcher JT Ginn earned the National Freshman of the Year honor (Collegiate Baseball, Perfect Game). Ginn and Small each earned specialty awards from the SEC, grabbing the conference's Freshman and Pitcher of the Year, respectively.

A school-record-tying 11 Diamond Dawgs heard their names called in the 2019 Major League Baseball First Year Player Draft, including three taken in the first ten rounds. Small became the 15th Diamond Dawg taken in the first round of the MLB Draft, while SEC career hits leader Jake Mangum (4th; New York Mets) and Colby White (6th; Tampa Bay) each went in the first ten rounds. The 11



COACHING STAFF

selections were No. 3 nationally in 2019.

INDIANA

During his time at Indiana, Lemonis' teams averaged 35.3 wins per season, including a 40-win campaign during his final season in Bloomington.

Lemonis left a strong legacy at Indiana as he tied for the most NCAA postseason appearances by a head coach in school history and owned three of the eight all-time NCAA Tournament appearances. The Hoosiers were the only Big Ten program to appear in three NCAA Regionals during his four-year span in the conference and one of two to make back-to-back appearances from 2015-18. He became the first coach in program history to earn three NCAA regional berths in his first four years, finishing with a 141-91-2 overall record.

During his time leading the Cream and Crimson, 41 student-athletes earned Academic All-Big Ten honors, 25 were selected All-Big Ten, and 14 signed professional contracts. His 2018 squad advanced to the NCAA Tournament and produced a program record of 16 Academic All-Big Ten performers and three first-team All-Big Ten honorees.

The 2018 campaign saw Lemonis' squad compile a 40-19 record and earn an at-large berth as the No. 2 seed in the NCAA Austin Regional. The Hoosiers reached the regional title game after defeating Texas Southern and eliminating No. 25 Texas A&M. Indiana fell to eventual College World Series participant Texas, with a trio of Hoosiers earning all-regional honors. Eight IU student-athletes earned All-Big Ten honors – including three first-teamers – representing the program's most since 2004.

The Hoosiers were among the Big Ten leaders in several categories in 2018, ranking first in earned run average (3.09), slugging percentage (.448), home runs (68) and total bases (905), second in batting average (.284) and third in runs scored (360). That season, IU was ranked by at least one of the major publications for 15 of the 16 weeks of the regular season, including nine-straight weeks in the top 15. Four Hoosiers were selected in the MLB Draft following the eighth 40-win season in program history.

The Hoosiers produced a 34-24-2 record a season prior and earned the No. 2 seed at the 2017 NCAA Lexington Regional. With the postseason appearance, Lemonis became the first coach in program history to make two regionals in his first three seasons as IU's skipper. Indiana finished as the highest-rated RPI team in the Big Ten (34th), while seven Hoosiers garnered All-Big Ten honors.

In year two at the helm in 2016, Lemonis' club posted a 32-24 overall record and a 15-9 mark in Big Ten play. On a national level, the Hoosier pitching staff finished second in walks allowed per nine innings (2.31), fifth in WHIP (1.15) and strikeout-to-walk ratio (3.17), 11th in team ERA (3.09) and 25th in hits allowed per nine innings (8.02). Three IU student-athletes were tabbed All-Big Ten, including first-team selection Kyle Hart. The trio of Ryan Fineman, Luke Miller, and Scotty Bradley each brought home all-freshman honors from the conference.

During Lemonis' debut season of 2015, Indiana won 12 of its last 17 games – nine coming against RPI top 50 teams – and earned an at-large berth into the NCAA Nashville Regional. Three Hoosiers earned a spot on the NCAA Regional all-tournament team, while two were tabbed All-Big Ten, and a pair was selected to the Big Ten All-Freshman Team. Lemonis' squad owned a 12-5 mark vs. ranked opponents in 2015, including five top-15 wins.

An advocate of playing the game the right way, Lemonis' teams hold three out of the four highest single-season fielding percentages in Indiana history, including a school-record mark of .979 in 2017.

LOUISVILLE

As an assistant coach, Lemonis' imprint in elevating the Louisville program to new heights was evident. The former Cardinals' recruiting coordinator aided Louisville to three College World Series appearances (2007, 2013, 2014) and a 359-159 (.693) record during his eight seasons there.

Louisville was college baseball's winningest program during the eight years that Lemonis was on staff, including back-to-back 50-win seasons in 2013 and 2014. Following the program's second trip to the College World Series in 2013, Lemonis was named the ABCA/Baseball America Assistant Coach of the Year.

He averaged 39.2 victories per year during his career in an assistant role (784 wins), bolstered by a 44.9 wins-per-season average at Louisville. The Cardinals were college baseball's winningest program during those eight years and made the program's first three trips to Omaha.

Lemonis helped the Cardinals produce 18 All-Americans, 61 all-conference selections, a trio of conference player of the year award winners, two conference newcomer of the year honorees, and the first national "of the year" award winner in the program's history. Louisville won four BIG EAST championships in the school's final five years in the conference, and he saw U of L set the school record for wins in a season three different times, including a program-best 51 victories during the 2013 season.

Louisville became a hotbed for professional talent during Lemonis' time in the Derby City, as 41 Cardinals were selected in the MLB Draft from 2007-14, and another seven inked free agent contracts with professional teams. Of those, 14 have made it to the big leagues, including three from the 2013 College World Series team.

From 2007-2014, Louisville accomplished many program firsts on its way to becoming a perennial Omaha contender. Fourteen different Cardinals produced 43 different All-America honors, including first-team All-Americans Nick Burdi (2013 & 2014), Chris Dominguez (2009), Kyle Funkhouser (2014), and Neil Holland (2010). Dominguez and Funkhouser led a crop of nine student-athlete to earn Freshman All-America accolades under Lemonis.

Dominguez claimed the 2008 (Co) and 2009 BIG EAST Player of the Year awards, marking just the second time in conference history a student-athlete won back-to-back Player of the Year awards (Steve Stanley, Notre Dame; 2001 & 2002). Burdi won the first-ever national "of the year" award when he was tabbed the nation's top closer and winner of the 2014 National Collegiate Baseball Writers Association Stopper of the Year.

Along with Dominguez, Jeff Gardner claimed the 2014 American Athletic Conference Player of the Year award, while Justin Marks (2007) and Jared Ruxer (2012) each earned BIG EAST Freshman of the Year awards. Thirty-eight different Louisville student-athletes totaled 61 all-conference honors, including a school-record ten selections to the All-BIG EAST squads in 2012 and 2013. The 2010 (BIG EAST) and 2014 (AAC) squads each totaled a then-school-standard four first-team all-conference selections.

The accolades for Lemonis' pupils weren't limited to the regular season, as 27 Cardinals earned a total of 29 NCAA All-Region honors. The quartet of Dominguez (2007), Justin Marks (2009), Coco Johnson (2013), and Cole Sturgeon (2014) all claimed NCAA Regional MVP honors, with the 2009 squad grabbing a program-best five all-regional honors. On the conference level, Louisville saw 16 total all-tournament honors earned by 13 different Cardinals.

THE CITADEL

Lemonis arrived at The Citadel as a student-athlete, transitioned into an assistant coaching role, and ultimately moved his way up to associate head coach before finishing his 17-year journey on the Charleston, South Carolina campus.

During his time at The Military College of South Carolina – one of the six United States senior military colleges – the Bulldogs made six of their 13 all-time appearances in the NCAA Tournament and made the program's only appearance at the College World Series. The 1990 team is one of just three Southern Conference programs (Duke, Wake Forest) and the only active member to make it to Omaha.

Lemonis' coaching tenure spanned 12 seasons (1995-2006), included seven All-Americans and two Freshman All-Americans, saw 17 student-athletes selected in the Major League Baseball Draft, and ushered in 35 offensive school records. Two of his Bulldog pupils reached the big leagues – Britt Reames and Dallas McPherson – while Philip Hartig finished his career ranked No. 7 on the NCAA's career hits chart (360; 1998-2001), with his total now No. 10 all-time in NCAA history.

He was twice tabbed All-Southern Conference as a student-athlete (1989-93) and led the team in home runs on three occasions after redshirting as a freshman and appearing in nine games his second year on campus. Following that, Lemonis started 162 games over his final three seasons and led the Bulldogs with a .367 average, 19 doubles, 52 runs, ten home runs, and 66 RBI as a senior.

A member of the 1993 All-Southern Conference Tournament team, Lemonis still ranks in the top 15 all-time at The Citadel in RBIs (152), home runs (23), and slugging percentage (.538).

Lemonis was inducted into The Citadel Hall of Fame in 2016. He was a two-time All-Southern Conference honoree and a 1990 College World Series team member. Following a successful playing career, Lemonis had a 12-year career as an assistant coach for the Bulldogs.

PERSONAL

Lemonis and his wife, the former Jill MacEldowney, have two daughters, Marissa and Mackenzie. The Myrtle Beach, South Carolina native earned his Bachelor of Science in physical education from The Citadel in 1992 and received his Master of Arts in sport management in 1994.

He is also no stranger to Starkville, as he resided on campus as a newborn during his father's time as a student at State. His father, Thomas, was a 1973 Mississippi State graduate with a degree in electrical engineering.

THE LEMONIS FILE

Personal

Hometown:	Myrtle Beach, South Carolina
Wife:	Jill
Children:	Marissa & Mackenzie
College:	The Citadel, 1992

Coaching Career

2019-Present	Mississippi State Head Coach
2015-18	Indiana Head Coach
2007-14	Louisville Assistant Coach
2003-06	The Citadel Associate Head Coach
1995-2002	The Citadel Assistant Coach

Lemonis Year-by-Year

As a Head Coach

Yr.	School	Record	Postseason
2024	Mississippi State	40-23	NCAA Regional
2023	Mississippi State	27-26	--
2022	Mississippi State	26-30	--
2021	Mississippi State	50-18	National Champions
2020	Mississippi State	12-4	**
2019	Mississippi State	52-15	College World Series
2018	Indiana	40-19	NCAA Regional
2017	Indiana	34-24-2	NCAA Regional
2016	Indiana	32-24	--
2015	Indiana	35-24	NCAA Regional

Totals	Tenth	348-207-2
Seasons	2021 National Champions	
	Six NCAA Regionals	
	Two NCAA Super Regionals	
	Two NCAA College World Series	
	** No postseason due to COVID-19	

As an Assistant Coach

2014	Louisville	50-17	College World Series
2013	Louisville	51-14	College World Series
2012	Louisville	41-22	NCAA Regional
2011	Louisville	32-29	
2010	Louisville	50-14	NCAA Regional
2009	Louisville	47-18	NCAA Super Regional
2008	Louisville	41-21	NCAA Regional
2007	Louisville	47-24	College World Series
2006	The Citadel	34-27	
2005	The Citadel	25-34	
2004	The Citadel	39-28	NCAA Regional
2003	The Citadel	32-25	
2002	The Citadel	31-26	
2001	The Citadel	38-24	NCAA Regional
2000	The Citadel	39-20	
1999	The Citadel	41-20	NCAA Regional
1998	The Citadel	37-24	NCAA Regional
1997	The Citadel	37-21	
1996	The Citadel	33-26	
1995	The Citadel	39-21	NCAA Regional

Totals	20 Seasons	784-455
		12 NCAA Regionals
		Four NCAA Super Regionals
		Three College World Series



JUSTIN PARKER

Assistant Coach

Wright State (2012)

Justin Parker enters his second season on the Mississippi State baseball coaching staff as the pitching coach.

Parker joins the Diamond Dawgs staff after spending the 2022 and 2023 seasons as the pitching coach at the University of South Carolina. Before joining the Gamecocks, Parker spent three years as the associate head coach/pitching coach at Indiana University.

Parker is widely regarded for his prowess in producing top-quality arms that are selected in the MLB Draft. Fourteen of the 28 pitchers drafted under his watch have gone in the first 10 rounds.

MISSISSIPPI STATE

In his first season as a Bulldog (2024), Parker helped the MSU pitching staff, decreased the team ERA by 2.84, decreased walks by 104, and increased the strikeouts by 101. Under Parker's guidance, the Mississippi State Pitching staff tallied a 4.17 ERA, the 13th-best mark in the nation and the fourth-best in the SEC. The Bulldogs also averaged 10.4 strikeouts per nine innings, the 13th-best mark in the country. With 639 punchouts in 2024, State had the ninth most strikeouts in the nation.

Parker guided Jurrangelo Cijntje and Khal Stephen to new heights in 2024. Under the eye of Parker, Cijntje and Stephen became the first starting pitching duo to post 80+ innings pitched, eight or more wins, and 100 or more strikeouts in a single season for MSU since 2019 when JT Ginn and Ethan Small accomplished this feat. The Diamond Dawgs had eight pitchers drafted in the 2024 draft, including the entire opening weekend rotation, which was drafted in the first three rounds. The eight pitchers drafted are the most drafted in a single draft in school history.

SOUTH CAROLINA

Parker guided the Gamecocks to 608 strikeouts, which stood as the 17th most in the NCAA (5th SEC) in 2023. Under Parker's guidance, the South Carolina pitching staff tallied 10.1 strikeouts per nine innings, the 20th-best mark in the nation and sixth in the SEC. The Gamecocks also had the 12th-best earned run average in the nation (2nd SEC) at 4.19. Parker helped Jack Mahoney, who had not pitched since 2021, to seven wins and a 4.16 ERA in 17 starts in his junior season. James Hicks had a team-best eight wins and a 3.48 ERA while allowing zero runs in starts in the SEC Tournament and NCAA Regional in Columbia.

During his first season (2022) in Columbia, Parker helped a staff riddled by injuries to 501 strikeouts in 479 innings pitched. He helped Noah Hall, who started in the bullpen, to 76.2 innings pitched and a 3.18 ERA in 10 SEC contests. Will Sanders ranked in the top 10 in the SEC in innings pitched, ERA and strikeouts on his way to a 7-3 overall record and a 3.43 ERA. Cade Austin was named a Freshman All-American by Collegiate Baseball, making 27 appearances with a 5-2 record and a 3.17 ERA.

INDIANA

Parker spent three seasons as the associate head coach/pitching coach at Indiana. His staff with the Hoosiers had a 3.17 ERA and struck out 462 batters in 383 1/3 innings pitched as Indiana went 26-18 with a Big Ten-only schedule in 2021. Four pitchers from Parker's staff were selected in the 2021 MLB Draft including McCade Brown, who was selected in the third round by the Colorado Rockies and Gabe Bierman, a seventh-round pick by the Miami Marlins.

In the shortened 2020 season, Parker helped lead the Hoosiers to a 9-6 record overall, beating No. 11 LSU, No. 30 South Alabama and No. 17 East Carolina. On the mound, the Hoosiers posted a team ERA of 3.56, striking out 134 batters in 129 innings pitched.

In 2019, Parker helped guide the Hoosiers to the 2019 Big Ten Regular-Season title – the seventh in program history and the first for IU since 2014. Indiana earned a No. 2 seed in the NCAA Tournament, finishing the season with an overall record of 37-23 and a Big Ten mark of 17-7. A school-record 10 Hoosiers were selected in the 2019 MLB Draft, including a second-round selection.

THE PARKER FILE

Personal

Hometown:	Fort Wayne, Indiana
Wife:	Angela
Children:	Cameron
College:	Wright State, 2012

Coaching Career

2024-Present	Mississippi State Assistant Coach
2022-23	South Carolina Assistant Coach
2020-21	Indiana Associate Head Coach
2019	Indiana Assistant Coach
2017-18	UCF Assistant Coach
2014-16	Wright State Assistant Coach
2011-13	Wright State Volunteer Assistant Coach

UCF

Parker served as the pitching coach at UCF for two seasons. During the 2018 campaign at UCF, Parker's staff posted a 3.32 ERA – only the eighth sub-3.50 ERA season in school history. Pitchers struck out 556 batters – good for second in program history – while the Knights set a new program record with 7.1 hits allowed per nine innings and only gave up 405 hits.

Under Parker in his first season with the Knights in 2017, the pitching staff was one of the best in the nation, finishing 10th in WHIP (1.22), 24th in strikeout-to-walks ratio (2.74), 28th in strikeouts per nine innings (8.9) and 52nd in walks per nine innings (3.26). The crowning achievement for Parker's players was the fifth-best ERA in the nation at 3.00.

Following the 2018 season, Parker and UCF had five pitchers selected in the draft – the most since 2002 – and tied for the second-most ever in school history. Thad Ward (5th Round/Boston Red Sox), JJ Montgomery (7th Round/Baltimore Orioles), Bryce Tucker (14th Round/San Francisco Giants), Eric Hepple (27th Round/Colorado Rockies) and Cre Finck (29th Round/Toronto Blue Jays) each heard their names called. UCF's Jason Bahr was a fifth-round selection by the San Francisco Giants in 2017. Robby Howell followed him in the 10th round and went to the Cincinnati Reds. Jordan Scheftz (23rd round/Cleveland Indians) and Andy Rohloff (37th round/San Francisco Giants) also heard their names called after one year under Parker.

WRIGHT STATE

Parker spent six seasons at his alma mater, Wright State. Parker's pitching staff helped the Raiders to four Horizon League Championship Games, winning in 2015 and 2016.

Parker's pitchers guided Wright State to the Horizon League Championship in 2016. The Raiders posted a 46-17 record and ranked fifth in the country in walks per nine innings at 2.45, 33rd in ERA at 3.49 and 10th in WHIP at 1.2 – all of which led the Horizon League. Jesse Scholtens finished the season 18th in wins (10), 70th in strikeouts (95) and 51st in walks allowed per nine innings. The 2015 season ended with the Raiders leading the league in almost every pitching category including ERA (3.54), strikeouts per nine innings (7.2), hits allowed per nine innings (8.84), shutouts (4) and WHIP (1.33). Luke Mamer was 19th nationally for fewest walks allowed per nine innings (1.19), while Elliot came out of the bullpen to record 11 saves.

The Raiders ranked in the top 100 in hits allowed per nine innings (8.64) and shutouts (4) in 2014, while Elliot posted 13 saves – good for 19th nationally. In 2013, the Raiders averaged 7.5 strikeouts and 8.98 hits per game to rank 46th and 99th, respectively.

During his days on staff at Wright State, Parker guided Scholtens to a ninth-round selection by the San Diego Padres in 2016. Fellow Raider Robby Sexton was also tabbed in the 14th round by the Boston Red Sox in the same draft. His first player ever drafted was Andrew Elliott in the 30th round of the 2015 Draft to the Baltimore Orioles.

Following a professional career, Parker returned to coach his alma mater in 2011.

COACHING STAFF

ON-FIELD SUCCESS

Parker was drafted by the Minnesota Twins in the 43rd round of the 2005 MLB June Amateur Draft from Fort Wayne High School (Fort Wayne, Indiana) but opted to play for Wright State University. He was drafted again, this time by the Arizona Diamondbacks, in the sixth round of the 2008 MLB June Amateur Draft, where he spent three years playing for the Diamondbacks minor league affiliates. As a player at Wright State, Parker earned first-team Horizon League selections in 2007 and 2008, Second Team ABCA All-Region in 2007, and was an ESPN The Magazine Academic All-District recipient in 2008.

PERSONAL

Parker graduated from Wright State with a bachelor's degree in organizational leadership in 2012. He is married to his wife, Angela, and is the brother of former MLB pitcher Jarrod Parker. Justin and Angela have one son, Cameron.





JAKE GAUTREAU

Assistant Coach

Tulane (2011)

21

Eighth Season

Jake Gautreau enters his eighth season on the Mississippi State baseball coaching staff, serving as the recruiting coordinator, hitting, and infield coach.

Gautreau's passion for the game has enabled him to succeed at every level: high school, college, professional, and coaching. The 2019 National Assistant Coach of the Year has an unmatched passion for teaching the game and building relationships that reach far beyond the locker room.

On top of his National Assistant Coach of the Year honor from D1Baseball in 2019, the McAllen, Texas, native led all Texas high schoolers in home runs as a prep junior, earned All-America honors each of his three seasons at Tulane before the San Diego Padres took him with the 14th overall pick in the first round of the 2001 Major League Baseball Draft. As a professional, he rated as a top-10 prospect in the San Diego Padre's organization before transitioning into coaching in 2009 and earning Perfect Game's 'Assistant Ready to Lead' distinction in 2013.

The Conference USA Hall of Famer began his coaching career at his alma mater, Tulane, and he spent five years as an assistant coach before serving as interim head coach during the second half of the 2014 season – his final year at Tulane. Following his stint with the Green Wave, Gautreau spent three years as Certified Player Agent for the Boras Corporation. During his time with the Boras Corporation, he identified and evaluated talent and recruited premier amateur baseball players from across the country, along with helping them prepare for the MLB Draft.

RECRUITING AND DEVELOPMENT

Gautreau has left his mark on both the recruiting and coaching side of the program as he has signed eight straight nationally ranked classes, advanced to the College World Series in 2018 and 2019, including leading State to the 2021 National Championship, and helped the Bulldogs offense rank among the national leaders annually.

Gautreau's impact was immediately felt in Starkville, as the Bulldogs landed a top-5 class for the 2018 recruiting cycle and owned a top-10 class in 2019-20. He helped secure a top-25 class according to each of the four major recruiting services for the 2018 cycle, while his 2019 recruiting class was ranked as high as No. 5 by D1Baseball and was a consensus top-15 class. The 2025 signing class was ranked as high as No. 5 by Perfect game and ranked No. 6 by Baseball America. The only staff member retained by head coach Chris Lemonis upon his arrival in Starkville in 2018, Gautreau helped the Bulldogs keep first-round draft pick JT Ginn away from the Los Angeles Dodgers.

He has recruited or tutored seven All-Americans and ten Freshman All-Americans. In his eight seasons at State, Gautreau has seen Tanner Allen, Justin Foscue, Jake Mangum, RJ Yeager, Hunter Hines and Dakota Jordan all earn All-America honors, while Allen, Hines, Jordan and Rowdey Jordan have touted Freshman All-America honors. He also recruited a trio of Freshman All-American pitchers, including back-to-back National Freshman of the Year winners JT Ginn (2019) and Christian MacLeod (2020).

Gautreau has also seen eight of his pupils earn first-team All-Southeastern Conference, including Mangum, during each of his eight seasons on campus. David Mershon earned SEC First Team honors in 2024 at shortstop, Hines in 2023 and Yeager earned all-conference honors in 2022, while Allen, Foscue, and Mangum all grabbed top all-conference honors in 2019, with Mangum leading the SEC and the NCAA in hits (108). Allen (7) and Foscue (14) each elevated their homerun totals, posted 90-plus hits, and drove in 60-plus runs each during their sophomore seasons.

After seeing seven Bulldogs drafted in his first year on staff, a school-record-tying 11 Mississippi State student-athletes heard their names called in the MLB Draft, a total that ranked No. 3 nationally. The 2020 MLB Draft saw two of Gautreau's understudies selected in the first round. The duo of Justin Foscue and Jordan Westburg – both undrafted out of high school – were taken with the No. 14 (Texas) and No. 30 (Baltimore) overall picks to mark the second time in program history MSU had two student-athletes drafted in the first round (1985; Clark & Palmeiro). During his seventh season on staff, the Diamond Dawgs tied the school record with 11 players drafted in the 2024 MLB Draft, the most by any school in the draft.

His final recruiting class at Tulane was tabbed the No. 4 class in the country by Perfect Game for the 2013 cycle, while he has garnered five top-25 classes in his time at State.

In 14 years as a collegiate coach, Gautreau has seen 40 of his pupils taken in the Major League Baseball Draft, and a total of 32 have inked professional contracts. In 2010, he mentored Rob

THE GAUTREAU FILE

Personal

Hometown:	McAllen, Texas
Wife:	Erin
Children:	William and Weston
College:	Tulane, 2011

Coaching Career

2018-Present	Mississippi State Assistant Coach
2015-17	Certified Player Agent, Boras Corporation
2009-14	Tulane Assistant Coach

Segedin and helped turn him into a third-round pick of the New York Yankees, and he eventually reached the big leagues with the Los Angeles Dodgers.

MISSISSIPPI STATE

Gautreau has been a part of three (2018, 2019 & 2021) College World Series appearances during his time at Mississippi State and helped the team to the 2021 College World Series Championship.

Behind the guidance of Gautreau, sophomore Dakota Jordan etched his name into the record book, while David Mershon and Connor Hujak had career years during the 2024 season. Jordan became the 56th All-American at MSU after leading the team in batting average (.354), home runs (20) and RBIs (72). He was only the tenth player in program history to hit 20 homers in a single season. Sophomore David Mershon became the first Dawg shortstop since 2017 to earn First Team All-SEC honors. Mershon led the team with 27 stolen bases and was second with a .347 batting average. Hujak led the Dawgs to two victories in the SEC Tournament as recorded the winning hits, including a two-run homer against Ole Miss. Hujak's batting average of .325 was a career-best for the senior.

Under the coaching of Gautreau, sophomore Hunter Hines etched his name into the State record book. Hines became the first Dawg since Brent Rooker in 2017 to hit 20 or more homers in a season. Hines hit 22 on the season, the sixth most in program history for a single season. As a team, the Dawgs hit 91 homers, the fourth most in a single season, as they had two players with 12 or more, and 11 players hit a bomb on the season. Freshman Ross Highfill became the first player since Rooker in 2017 to hit three home runs in a single game when he accomplished the feat against Lipscomb on March 11.

The 2022 season saw the Dawgs rank 26th in the nation in home runs by hitting 95 as they had four players hit 14 or more home runs on the season, while 12 players on the team hit a bomb on the season. The 95 home runs on the season are the third most in a single season in school history. Infielder RJ Yeager led the team in hitting (.317), home runs (18), doubles (15), and RBIs (56) en route to First Team All-SEC honors, as well as earning three All-American Teams (ABCA, NCBWA, and Collegiate Baseball Newspaper).

Leading the offensive attack that led the Dawgs to the first-ever National Championship. He guided Tanner Allen to a breakout season. Allen hit .383 on the season with 19 doubles, 11 home runs, and 66 RBI as he was named Southeastern Conference Player of the Year. Allen was a unanimous First-Team All-American selection following the season. Allen's 100-hit campaign in 2021 was only the 7th time a Diamond Dawg collected 100 or more hits in a season, and it was the third time since Gautreau has been at MSU. The 50 wins during the 2021 season was only the sixth time in program history with 50 or more wins.

The 2020 season saw only 16 games played before the COVID-19 pandemic shut down the college baseball season; however, Gautreau had five hitters boasting .300 batting averages or better. Of those five, freshman Kamren James ranked among the top rookies in the SEC in six offensive categories and was one of only seven SEC freshmen to end the season with a .300 average.

The duo of Justin Foscue and Jordan Westburg were each drafted in the first round of the MLB Draft, while JT Ginn was picked in the second round by the New York Mets. Mississippi State's three picks in the first two rounds of the draft tied for the most over the first 60 picks in the 2020 draft.

Gautreau has tutored the SEC's hits leader during the 2018 and 2019 seasons, as Jake Mangum posted the first back-to-back 100-hit seasons in MSU history and just the fourth occurrence in SEC history. In the process, Mangum ended his career as the SEC's all-time hits leader and finished No. 4 on the NCAA's career list with 383 hits over his four seasons. He piled up 209 hits over his last two seasons, including a school single-season record of 108 in 2019.

COACHING STAFF

He helped the freshmen tandem of infielder Tanner Allen and outfielder Rowdey Jordan earn Freshman All-America honors at the conclusion of 2018. Allen, who also earned a spot on the SEC All-Freshman Team, started all 68 contests during his rookie season and hit .287 with 28 extra-base hits and ranked No. 2 on the team with 45 RBIs. Jordan hit .321 during his freshman campaign, starting 51 contests and ranking No. 2 on the team with seven home runs.

In 2019, Gautreau saw his offensive unit rank among the top five nationally in four different offensive categories. The 2019 squad piled up a nation's-leading 166 doubles – the first MSU team to lead the country in an offensive category in program history – and also ranked among the top five in hits (2nd; 755), runs scored (4th; 530) and batting average (5th; .315). The doubles total also ranks No. 4 all-time in SEC history.

In 2018, Gautreau's impact was immediately apparent as a recruiter and in his approach to coaching. After a slow start at the plate, State raised its batting average by nearly 20 points over the season's final two months, leading the way in a dramatic run to the program's 10th trip to Omaha.

MSU hit just .271 from February to April and scored 5.1 runs per game. Beginning in May, the offense saw a jump in production, hitting .289 during that stretch and scoring 7.7 runs per contest. The uptick in offensive production also saw the offense produce RBIs on a much higher level, jumping from 4.6 to 6.9 runs batted in per game while cutting down the strikeout number by 1.5 per game.

TULANE

In five seasons at his alma mater, Gautreau helped Tulane rebuild the foundation that he helped establish as a student-athlete on the Uptown campus. He led the recruiting efforts that landed the No. 4 national class during this final recruiting cycle with the program and also served as the interim head coach in 2014.

His recruiting prowess was on display as Perfect Game tabbed the 2013 signing class the No. 4 class, and for good reason, as it included three Baseball America Top-500 prospects in shortstop Stephen Alemais, catcher Jake Rogers and right-handed pitcher J.P. France. France spent his graduate transfer season at Mississippi State in 2018 and was a 14th-round pick by the Houston Astros in the 2018 MLB Draft. Alemais and Rogers were selected in the third round of the 2016 Draft, and Rogers made his MLB debut in July 2019.

From 2010-14, he tutored some of the finest hitters to come through Tulane. In 2010, Rob Segedin boasted a .434 batting average to rank second all-time on the program's single-season charts, becoming just the fifth player in school history to top the .400 mark for a season. Along with Segedin (2010), three others joined him as being picked in the MLB Draft: Garrett Cannizaro (2013), Brennan Middleton (2013), and Jeremy Schaffer (2012).

ON-FIELD SUCCESS

His nine-year career in professional baseball saw him spend time with the San Diego Padres, Cleveland Indians, and New York Mets organizations. Gautreau reached as high as Triple-A during his professional career after being drafted with the No. 14 overall pick of the 2001 Major League Baseball Draft. During his time in professional baseball, Gautreau moved from third base to second base and was named the No. 3 second base prospect in baseball by Baseball America.

During his collegiate career, Gautreau helped Tulane to 142 victories in three seasons and the program's first College World Series berth in 2001. In his junior season, he featured a .355 batting average, 44 extra-base hits, and an NCAA-leading 96 RBIs. He was a Golden Spikes Award finalist and a first-team All-America selection as a junior. A two-time Conference USA Player of the Year, Gautreau was named the Conference USA Player of the Decade (1990-2000) in 2005 and was elected to the Conference USA Hall of Fame as a part of the initial induction class in 2019. One of the most decorated players in the history of Tulane baseball, Gautreau was inducted into the Tulane Athletic Hall of Fame in 2007.

Gautreau earned seven All-America honors during his time at Tulane, garnering second-team All-America as a sophomore and third-team laurels as a freshman. He was also a first-team Freshman All-American during the 1999 season. Gautreau finished his collegiate career with a .344 average with 58 home runs, 103 walks, 200 runs scored, 233 RBIs, and 275 hits in three collegiate seasons.

He was also a member of the 2000 USA Baseball Collegiate National Team. Gautreau hit .348 (32-for-92) with seven doubles and four home runs to go with 20 RBI and a .576 slugging percentage. His time with Team USA also included the 2000 XXI Haarlem Baseball Week title, where he earned MVP honors in helping the Red, White, and Blue to a 6-0 record. That summer, the Collegiate National Team posted a 27-3-1 record.

PERSONAL

Gautreau and his wife, the former Erin Dobyanski, have two sons, William and Weston. Erin was a four-year letter winner for Tulane's women's volleyball program. The McAllen, Texas, native earned his Bachelor of Arts in media arts from Tulane in 2011.



**KYLE CHEESEBROUGH**

Assistant Coach

Louisville (2010)

In his seventh season as an assistant coach, Kyle Cheesebrough works alongside Mississippi State head coach Chris Lemonis for the fourteenth straight season in 2024.

In his 15-year career as a college assistant coach, Cheesebrough has used his experience to fill a unique role on each staff. The former college backstop has been tasked with coaching his program's catchers while working with the hitters.

Cheesebrough helped Mississippi State to the College World Series in 2019 and the 2021 national title after spending four years at Indiana University (2015-18), three at the University of Louisville (2012-14), and one year with the University of Pittsburgh (2011). He also spent one season as an undergraduate assistant at Louisville in 2010 while finishing his degree.

As a coach, Cheesebrough has been a part of ten NCAA Tournament teams and made four trips to the College World Series. Along with helping MSU reach Omaha in his first season on staff, Cheesebrough was a part of back-to-back College World Series squads at Louisville. He also made a pair of NCAA Tournament appearances as a student-athlete at U of L, reaching the 2009 Fullerton Super Regional.

RECRUITING AND DEVELOPMENT

Overall, 14 student-athletes Cheesebrough has recruited or coached have earned All-American honors, while eight others have garnered Freshman All-America status. He has worked with 65 all-conference selections during his time as a coach, which includes the trio of Tanner Allen, Justin Foscue, and Jake Mangum, who each earned first-team All-SEC during the 2019 season.

Cheesebrough had a hand in 21 draft picks during the 2019 Major League Baseball First Year Player Draft, as a school-record-tying 11 Mississippi State student-athletes and program-record 10 Indiana student-athletes were selected in the draft. The MSU total ranked No. 3 nationally, while the IU total was tied for No. 5 among NCAA Division I programs.

In 15 years as a collegiate coach, Cheesebrough has heard 66 of his pupils' names called in the Major League Baseball Draft, with 21 reaching the big leagues. In his first coaching stop at Pittsburgh, both Kevan Smith and Ray Black were selected in the seventh round and have each reached the Major Leagues, Joe Harvey was selected in the 19th round and reached the majors, while Matt Wotherspoon was drafted in the 34th round and reached the Major Leagues. Fourteen more big leaguers came during his time at Louisville, including Nick Burdi, Cody Ege, Adam Engel, Chad Green, Matt Koch, Kyle McGrath, Will Smith, Nick Solak, and Tim Herrin, Andrew Saalfank, Jonathan Stiever, Caleb Baragar, Scott Effross and Kyle Hart from Indiana.

MISSISSIPPI STATE

During the 2024 season, Cheesebrough worked with the hitters and catchers and guided the 79 home runs on the season. For the second straight season a catcher hit three homers in a game. Joe Powell had a career-day when he hit three home runs and drove in six runs leading the Dawgs to a win over North Alabama. With the catching duo of Johnny Long and Powell, the pitchers ERA was lowered by 2.84 and the pitching staff walked 104 less batters.

With leading the catchers and working with the hitters, Cheesebrough helped guide the Diamond Dawgs to the fourth most homers in program history during the 2023 season when they hit 91. Catcher Ross Highfill became the first player since Brent Rooker in 2017 to hit three home runs in a single game on March 11 against Lipscomb.

In 2022 Cheesebrough mentored Logan Tanner to become a second round MLB Draft Pick in 2022. With Tanner being selected in the second-round with pick 55, he became the highest-drafted catcher out of Mississippi State. Behind the coaching of Cheesebrough, Tanner became a second-team All-SEC selection and an SEC All-Defensive Team honoree.

Helping guide the Diamond Dawgs to its sixth season with 50 or more wins and the program's first National Championship, Cheesebrough guided Logan Tanner to First Team All-Southeastern Conference honors, along with being named to the SEC Newcomer Team. Tanner finished third on the team with a .287 batting average and led the team with 15 home runs. Following the College World Series, Tanner was named to the All-Tournament Team after seeing him hit .308 and drive in six runs in the College World Series.

While the 2020 season was cut short due to the COVID-19 pandemic, the Diamond Dawgs saw a pair of hitters drafted in the first round. Justin Foscue was taken by the Texas Rangers with the 14th overall pick, while Jordan Westburg was the 30th overall selection by the Baltimore Orioles. Add in second-rounder JT Ginn to the New York Mets, and MSU tied for the

THE CHEESEBROUGH FILE**Personal**

Hometown:	Rowlett, Texas
Wife:	Brittany
Children:	Blakely, Everly and Miles
College:	Louisville, 2010

Coaching Career

2019-Present	Mississippi State Assistant Coach
2015-18	Indiana Assistant Coach
2012-14	Louisville Assistant Coach
2011	Pittsburgh Assistant Coach

most picks nationally in the first two rounds of the draft.

In his initial season at Mississippi State, Cheesebrough tutored Dustin Skelton to a career year that saw the backstop drafted in the 18th round of the MLB Draft after setting career marks in every major offensive category. Skelton was tabbed second-team All-South Region by the American Baseball Coaches Association after hitting .314 with ten home runs and 55 RBIs.

His catching corps threw out an SEC-best 29 potential base stealers in 2019, including 20 by Skelton. The 20 base runners caught stealing ranked No. 2 in the conference, were sixth among Power 5 catchers and were more than any Pac-12 team threw out in 2019.

The 2019 campaign saw Cheesebrough help the Dawgs offense reach new heights, as the squad piled up a nation's-leading 166 doubles – the first MSU team to lead the country in an offensive category in program history – and also ranked among the top five in hits (2nd; 755), runs scored (4th; 530) and batting average (5th; .315). The doubles total also ranks No. 4 all-time in SEC history.

INDIANA

During his time at Indiana, Cheesebrough served as the program's hitting and catching coach. He was also the program's recruiting coordinator and helped the Hoosiers land three top-35 classes in four seasons. Overall, 12 Hoosier hitters earned All-Big Ten honors during his time in Bloomington and eight garnered Big Ten All-Freshman Team laurels.

In 2018, Cheesebrough helped infielder Matt Gorski and utility player Matt Lloyd earn first-team All-Big Ten, while rookie infielder Drew Ashley brought home all-freshman team honors after hitting .365 in Big Ten play. Catcher Ryan Fineman tied for the Big Ten lead with 21 runners caught stealing during the 2018 campaign, while the 30 stolen bases against were the fourth fewest among every day starting catchers in the conference. As a team, IU compile a 40-19 record and earn an at-large berth as the No. 2 seed in the NCAA Austin Regional. The Hoosiers led the Big Ten in slugging percentage (.448), home runs (68) and total bases (905), finished second in batting average (.284) and third in runs scored (360). That season, Indiana was ranked by at least one of the major publications for 15 of the 16 weeks of the regular season, including nine-straight weeks in the top 15 on its way to just the eighth 40-win season in program history.

Indiana found itself in the NCAA Tournament field again in 2017, finishing with 34 victories and finished just two games out of first place in the conference. Four newcomers earned all-conference honors as Matt Lloyd was named second team All-Big Ten, while Matt Gorski (first base), Jeremy Houston (shortstop) and Cal Krueger (starting pitcher) each earned Freshman All-Big Ten laurels.

Cheesebrough helped lure a nationally ranked class for the 2016 season, with many of those recruits playing a key role on the field. Scotty Bradley, Ryan Fineman and Luke Miller each earned spots on the Freshman All-Big Ten team, with Miller also honored as a freshman All-American by Collegiate Baseball. He tutored Fineman, who started 50 of Indiana's 56 games at catcher and had just 23 stolen bases against, which was third fewest in the conference.

In his first season with the Hoosiers, the program reached its third-straight NCAA Regional and owned a 12-5 vs. ranked opponents, including five top-15 wins. Cheesebrough helped guide a Hoosier offense that ranked in the top five in the Big Ten in eight statistical categories. Working with the team's catchers, he tutored Brad Hartong, who led the Big Ten in runners caught stealing (21), while hitting .303 with 70 hits and 13 doubles. Hartong was drafted by the Minnesota Twins in the 2015 MLB Draft.

COACHING STAFF

LOUISVILLE

Cheesebrough returned to Louisville prior to 2012 and helped Louisville notch back-to-back College World Series appearances in 2013 and 2014. The Cardinals reached the NCAA Tournament during each of his three seasons on staff, winning 142 games during that stretch.

In each of his three seasons on the Louisville coaching staff, Cheesebrough worked with the Cardinals' catchers, including Kyle Gibson, who was named to the 2012 NCAA Tucson Regional All-Tournament Team after hitting .417 with two doubles in four games. While at Louisville, Cheesebrough worked with Will Smith, and helped the future Major League player become a catcher.

Overall, 18 student-athletes were drafted during Cheesebrough's time on the Louisville staff, with seven of his pupils reaching the major league level. Six Cardinals claimed All-America honors, three grabbed Freshman All-America honors and 27 were tabbed all-conference, including American Athletic Conference Player of the Year Jeff Gardner.

PITTSBURGH

In his one season at Pittsburgh in 2011, Cheesebrough worked with catcher Kevan Smith, who earned first-team All-BIG EAST honors while hitting .397 with 11 home runs and 56 RBI. Smith, who was also a quarterback for the football team, became the second Panther in program history with 80 hits, 50 RBIs and ten home runs in the same season, and he was taken by the Chicago White Sox in the seventh round of the MLB Draft.

After winning the seventh-most games in program history in 2011, a program-record six student-athletes were taken in the MLB Draft. Ray Black joined Smith as a seventh-round selection to give the 2011 team a school-record-tying two picks in the first ten rounds of the draft.

PERSONAL

As a two-year letter winner at Louisville, Cheesebrough helped the Cardinals advance to NCAA Regionals in two straight seasons, including an appearance in the 2009 NCAA Super Regional. Louisville won back-to-back BIG EAST Tournament titles and claimed the 2009 BIG EAST regular season title during his time on campus.

Cheesebrough is married to the former Brittany Collins and the two have two daughters and one son. The Rowlett, Texas, native owns a Bachelor of Science in education from the University of Louisville.





Click on a student-athlete headshot to view full bio at HailState.com

STUDENT-ATHLETES



Gavin Black
RHP | 6-0 | 195
L/R | Jr./Jr.
Bogart, Ga.



Braden Booth
INF/RHP | 6-2 | 200
R/R | Fr./Fr.
Madison, Ala.



Lukas Buckner
INF | 5-9 | 170
L/R | Fr./Fr.
Knoxville, Tenn.



Dane Burns
LHP | 6-5 | 220
R/L | Fr./Fr.
Celina, Texas




Bryce Chance
OF | 5-10 | 180
R/R | Sr./Jr.
Ridgeland, Miss.



Nate Chester
INF | 6-2 | 190
R/R | Sr./Sr.
Kansas City, Mo.



Dylan Cupp
INF | 6-0 | 200
R/R | So./So.
Cedartown, Ga.



Landis Davila
OF | 6-3 | 200
L/R | Fr./Fr.
Farragut, Tenn.



Ben Davis
RHP/C | 6-3 | 215
R/R | Jr./Jr.
Booneville, Miss.



Luke Dotson
LHP | 6-4 | 210
L/L | So./So.
Marietta, Ga.



Aaron Downs
INF/OF | 6-0 | 210
R/R | Sr./Sr.
Pella, Iowa



Robert Fortenberry
LHP | 6-0 | 220
L/L | Jr./Jr.
Frisco, Texas



Charlie Foster
LHP | 6-3 | 190
R/L | Fr./Fr.
Snellville, Ga.



Gehrig Frei
INF | 6-1 | 200
S/R | Sr./Jr.
Alpharetta, Ga.



Jack Gleason
RHP | 6-1 | 180
R/R | Fr./Fr.
Germantown, Tenn.



Mikhail Grant
RHP | 6-3 | 215
R/R | So./Fr.
Stockbridge, Ga.



Ross Highfill
C | 6-0 | 200
R/R | Jr./So.
Madison, Miss.



Hunter Hines
INF/OF | 6-3 | 210
L/R | Sr./Sr.
Madison, Miss.



Chase Hungate
RHP | 6-1 | 175
L/R | Sr./Sr.
Abingdon, Va.



Pico Kohn
LHP | 6-4 | 200
L/L | Sr./Jr.
Verbena, Ala.



Karson Ligon
RHP | 6-1 | 210
R/R | Sr./Sr.
Sarasota, Fla.



Bradley Loftin
LHP | 6-3 | 200
L/L | Jr./Jr.
Southaven, Miss.



Kevin Mannell
RHP | 6-4 | 210
R/R | Jr./Jr.
Topeka, Kan.



Ryan McPherson
RHP | 6-3 | 205
R/R | Fr./Fr.
Hollywood, Fla.



Michael O'Brien
OF | 6-0 | 185
L/L | So./So.
River Ridge, La.



Cade O'Leary
RHP | 6-4 | 190
R/R | Sr./Fr.
Knoxville, Tenn.



Jackson Owen
C | 5-10 | 200
R/R | Sr./Jr.
Starkville, Miss.



Joe Powell
C | 5-10 | 185
R/R | Gr./Sr.
Mason, Ohio



Wes Pritchard
LHP | 6-3 | 165
L/L | Fr./Fr.
Meridian, Miss.




Jacob Pruitt
RHP | 6-1 | 185
R/R | Jr./Jr.
Yorktown, Ind.



Ethan Pulliam
INF/OF | 6-2 | 190
R/R | So./So.
Starkville, Miss.



Ace Reese
INF | 6-3 | 205
L/R | So./So.
Canton, Texas



Sawyer Reeves
INF | 6-3 | 205
R/R | Sr./Sr.
Lugoff, S.C.



Rives Reynolds
OF | 6-0 | 195
R/R | So./Fr.
Flowood, Miss.



Gatlin Sanders
INF/OF | 5-11 | 175
L/R | Jr./Jr.
Madison, Miss.




JT Schnoor
RHP | 6-4 | 215
R/R | Jr./Jr.
Pascagoula, Miss.



Evan Siary
RHP | 6-1 | 205
R/R | Jr./Jr.
Columbus, Miss.



Stone Simmons
RHP | 6-4 | 235
L/R | Gr./Sr.
Houston, Texas



Steven Spalitta
INF/C | 6-0 | 185
L/R | Sr./So.
Mandeville, La.



Reed Stallman
INF | 6-3 | 220
L/R | Sr./Sr.
Robins, Iowa



Nolan Stevens
INF/OF/LHP | 6-4 | 210
L/L | So./So.
Elk Grove, Calif.



Duke Stone
RHP | 6-5 | 225
R/R | Fr./Fr.
Uvalda, Ga.

STUDENT-ATHLETES

Click on a student-athlete headshot to view full bio at HailState.com



18



Noah Sullivan

DH/RHP | 6-1 | 225

R/R | Sr./Jr.

Orlando, Fla.

29



Nate Williams

RHP | 6-3 | 230

R/R | Sr./Jr.

Acworth, Ga.



CAREER STATISTICS

27 | Gavin Black | RHP | Jr. | L/R | Bogart, Ga. | North Oconee HS (NW Florida State College)

Major: Interdisciplinary Studies

BLACK'S CAREER STATISTICS

	ERA	W-L	App	GS	CG	SHO/CBO	SV	IP	H	R	ER	BB	SO	2B	3B	HR	BF	BAA	WP	HBP	BK	SFA	SHA
2024	5.93	0-0	12	0	0	0/0	0	13.2	13	10	9	8	22	0	0	3	64	.250	1	2	0	0	0
CAREER	5.93	0-0	12	0	0	0/0	0	13.2	13	10	9	8	22	0	0	3	64	.250	1	2	0	0	0

38 | Bryce Chance | OF | Jr. | R/R | Ridgeland, Miss. | Madison-Ridgeland Academy

Major: Business Administration (master's)



B.S. Interdisciplinary Studies (2024)

CHANCE'S CAREER STATISTICS

	Avg	GP- GS	AB	R	H	2B	3B	HR	RBI	TB	SLG%	BB	HBP	SO	GDP	OB%	SF	SH	SB-ATT	PO	A	E	FLD%
2023	.330	36-27	100	24	33	4	0	2	22	43	.430	20	2	15	3	.444	2	1	5-5	26	0	0	1.000
2024	.286	61-57	217	36	62	11	1	6	36	93	.429	26	6	18	5	.370	5	0	8-12	85	2	0	1.000
CAREER	.300	97-84	317	70	95	15	1	8	58	136	.429	46	8	33	8	.394	7	1	13-17	26	2	0	1.000

13 | Nate Chester | INF | Sr. | R/R | Kansas City, Mo. | Liberty North HS (John A. Logan CC)

Major: Business Administration (master's)



BBA Business Administration (2024)

CHESTER'S CAREER STATISTICS

	Avg	GP- GS	AB	R	H	2B	3B	HR	RBI	TB	SLG%	BB	HBP	SO	GDP	OB%	SF	SH	SB-ATT	PO	A	E	FLD%
2023	.211	15-4	19	2	4	1	0	0	2	5	.263	2	2	4	0	.348	0	0	0-0	2	11	1	.929
2024	.206	28-8	34	7	7	2	0	0	3	9	.265	10	0	7	1	.386	0	1	0-0	9	15	3	.889
CAREER	.208	43-12	53	9	11	3	0	0	5	14	.264	12	2	11	1	.373	0	1	0-0	11	26	4	.902

10 | Dylan Cupp | INF | So. | R/R | Cedartown, Ga. | Cedartown HS

Major: Psychology

CUPP'S CAREER STATISTICS

	Avg	GP- GS	AB	R	H	2B	3B	HR	RBI	TB	SLG%	BB	HBP	SO	GDP	OB%	SF	SH	SB-ATT	PO	A	E	FLD%
2024	.258	22-21	66	13	17	4	0	0	13	21	.318	11	1	14	1	.367	1	4	4-4	24	39	5	.926
CAREER	.258	22-21	66	13	17	4	0	0	13	21	.318	11	1	14	1	.367	1	4	4-4	24	39	5	.926

15 | Luke Dotson | LHP | So. | L/L | Marietta, Ga. | Mount Paran Christian School

Major: Business Administration

DOTSON'S CAREER STATISTICS

	ERA	W-L	App	GS	CG	SHO/CBO	SV	IP	H	R	ER	BB	SO	2B	3B	HR	BF	BAA	WP	HBP	BK	SFA	SHA
2024	8.25	0-0	11	0	0	0/0	0	12.0	15	11	11	5	19	4	0	0	59	.294	1	2	0	1	0
CAREER	8.25	0-0	11	0	0	0/0	0	12.0	15	11	11	5	19	4	0	0	59	.294	1	2	0	1	0

5 | Aaron Downs | INF/OF | Sr. | R/R | Pella, Iowa | Heritage Academy (Miss.)

Major: Interdisciplinary Studies

DOWNS' CAREER STATISTICS

	Avg	GP- GS	AB	R	H	2B	3B	HR	RBI	TB	SLG%	BB	HBP	SO	GDP	OB%	SF	SH	SB-ATT	PO	A	E	FLD%
2022	.206	18-7	34	5	7	3	0	0	2	10	.294	4	1	15	0	.308	0	1	0-0	14	0	0	1.000
2023	.261	19-2	23	4	6	0	0	0	1	6	.261	5	0	9	1	.393	0	0	0-0	9	0	0	1.000
2024	.305	30-24	95	16	29	4	0	0	9	33	.347	13	1	31	3	.394	0	2	0-0	33	0	1	.971
CAREER	.276	67-33	152	25	42	7	0	0	12	49	.322	22	2	55	4	.375	0	3	0-0	56	0	1	.982

34 | Gehrig Frei | INF | R-Jr. | S/R | Alpharetta, Ga. | South Forsyth HS (North Alabama)

Major: Interdisciplinary Studies

FREI'S CAREER STATISTICS

	Avg	GP- GS	AB	R	H	2B	3B	HR	RBI	TB	SLG%	BB	HBP	SO	GDP	OB%	SF	SH	SB-ATT	PO	A	E	FLD%
2023*	.293	51-51	193	32	58	13	0	7	31	92	.465	22	4	40	3	.373	1	2	2-2	51	58	10	.916
2024*	.320	54-54	206	51	66	12	0	15	49	123	.597	25	11	26	7	.420	1	0	1-2	49	83	9	.936
CAREER	.311	105-105	399	83	124	25	0	22	80	215	.532	47	15	66	10	.397	2	2	3-4	100	141	19	.927

*Statistics from North Alabama

4 | Mikhail Grant | RHP | R-Fr. | R/R | Stockbridge, Ga. | Georgia Premier Academy

Major: Business Economics

GRANT'S CAREER STATISTICS

	ERA	W-L	App	GS	CG	SHO/CBO	SV	IP	H	R	ER	BB	SO	2B	3B	HR	BF	BAA	WP	HBP	BK	SFA	SHA
2024	0.00	0-0	0	0	0	0/0	0	0	0	0	0	0	0	0	0	0	0	.000	0	0	0	0	0
CAREER	0.00	0-0	0	0	0	0/0	0	0	0	0	0	0	0	0	0	0	0	.000	0	0	0	0	0

22 | Ross Highfill | C | So. | R/R | Madison, Miss. | Madison Central HS

Major: Interdisciplinary Studies

HIGHFILL'S CAREER STATISTICS

	Avg	GP- GS	AB	R	H	2B	3B	HR	RBI	TB	SLG%	BB	HBP	SO	GDP	OB%	SF	SH	SB-ATT	PO	A	E	FLD%
2023	.231	39-36	121	25	28	8	0	9	28	63	.521	12	3	38	5	.312	2	4	2-3	338	32	2	.995
2024	.100	4-3	10	1	1	0	0	0	2	1	.100	1	1	4	0	.214	2	0	0-0	0	0	0	.000
CAREER	.221	43-39	131	26	29	8	0	9	30	64	.489	13	4	42	5	.303	4	4	2-3	338	32	2	.995

CAREER STATISTICS



44 | Hunter Hines | INF/OF | Sr. | L/R | Madison, Miss. | Madison Central HS

Major: Interdisciplinary Studies

HINES' CAREER STATISTICS

	Avg	GP- GS	AB	R	H	2B	3B	HR	RBI	TB	SLG%	BB	HBP	SO	GDP	OB%	SF	SH	SB-ATT	PO	A	E	FLD%
2022	.300	56-56	210	51	63	13	1	16	52	126	.600	29	4	58	4	.393	1	0	0-1	72	6	0	1.000
2023	.297	52-52	202	44	60	12	0	22	61	138	.683	23	4	64	3	.375	3	0	0-0	108	16	2	.983
2024	.259	63-63	249	41	64	9	0	16	56	121	.486	33	2	74	4	.346	2	0	0-0	382	34	4	.990
CAREER	.283	171-171	661	136	187	34	1	54	169	385	.582	85	10	196	11	.370	6	0	0-1	562	50	6	.990

26 | Chase Hungate | RHP | Sr. | L/R | Abingdon, Va. | Abingdon HS (VCU/Virginia)

Major: Interdisciplinary Studies

HUNGATE'S CAREER STATISTICS

	ERA	W-L	App	GS	CG	SHO/CBO	SV	IP	H	R	ER	BB	SO	2B	3B	HR	BF	BAA	WP	HBP	BK	SFA	SHA
2022*	3.57	6-4	22	0	0	0/0	0	63.0	62	38	25	14	46	10	3	3	278	.245	4	7	0	3	1
2023*	3.76	3-0	16	0	0	0/0	0	25.0	28	17	16	4	21	4	0	4	109	.283	0	4	0	0	2
2024*	3.74	7-2	30	0	0	0/0	2	53.0	49	22	22	13	37	8	2	3	221	.251	1	7	0	3	3
CAREER	4.02	16-6	68	0	0	0/0	2	141.0	139	77	63	31	104	22	5	10	608	.254	5	18	0	6	6

*Statistics from VCU and Virginia

9 | Pico Kohn | LHP | Jr. | L/L | Verbena, Ala. | Chilton County HS

Major: Business Administration

KOHN'S CAREER STATISTICS

	ERA	W-L	App	GS	CG	SHO/CBO	SV	IP	H	R	ER	BB	SO	2B	3B	HR	BF	BAA	WP	HBP	BK	SFA	SHA
2022	4.91	2-2	21	2	0	0/0	0	36.2	35	24	20	18	35	8	0	6	165	.255	4	4	0	3	3
2023	Did Not Play																						
2024	3.38	1-1	9	8	0	0/0	0	29.1	26	13	11	11	35	6	1	1	126	.234	2	3	0	1	0
CAREER	4.23	3-3	30	10	0	0/0	0	66.0	61	37	31	29	70	14	1	7	291	.246	6	7	0	4	3

31 | Karson Ligon | RHP | Sr. | R/R | Sarasota, Fla. | Riverview HS (Miami (Fla.))

Major: Accounting

LIGON'S CAREER STATISTICS

	ERA	W-L	App	GS	CG	SHO/CBO	SV	IP	H	R	ER	BB	SO	2B	3B	HR	BF	BAA	WP	HBP	BK	SFA	SHA
2022*	4.90	6-6	16	15	0	0/0	0	75.1	82	47	41	32	67	12	1	11	346	.264	5	10	1	3	3
2023*	4.80	3-2	10	10	0	0/0	0	50.2	44	30	27	20	37	14	1	7	222	.237	2	9	1	5	2
2024	4.56	1-0	15	2	0	0/0	0	23.2	17	16	12	21	21	2	0	5	113	.202	5	7	1	1	0
MSU	4.56	1-0	15	2	0	0/0	0	23.2	17	16	12	21	21	2	0	5	113	.202	5	7	1	1	0
CAREER	4.81	10-8	41	27	0	0/0	0	149.2	143	93	80	73	125	28	2	23	681	.252	12	26	3	9	5

*Statistics from Miami

25 | Bradley Loftin | LHP | Jr. | L/L | Southaven, Miss. | DeSoto Central HS

Major: Interdisciplinary Studies

LOFTIN'S CAREER STATISTICS

	ERA	W-L	App	GS	CG	SHO/CBO	SV	IP	H	R	ER	BB	SO	2B	3B	HR	BF	BAA	WP	HBP	BK	SFA	SHA
2023	3.08	2-1	7	5	0	0/0	0	26.1	13	12	9	28	43	1	0	2	122	.146	4	3	0	1	1
2024	3.38	0-0	3	2	0	0/0	0	8.0	7	4	3	1	12	2	0	1	32	.233	1	1	0	0	0
CAREER	3.15	2-1	10	7	0	0/0	0	34.1	20	16	12	29	55	3	0	3	154	.168	5	4	0	1	1

32 | Michael O'Brien | OF | So. | L/L | River Ridge, La. | John Curtis Christian

Major: Business Administration

O'BRIEN'S CAREER STATISTICS

	Avg	GP- GS	AB	R	H	2B	3B	HR	RBI	TB	SLG%	BB	HBP	SO	GDP	OB%	SF	SH	SB-ATT	PO	A	E	FLD%
2024	.125	24-2	8	5	1	0	0	0	1	1	.125	5	0	1	0	.462	0	0	1-1	8	0	0	1.000
CAREER	.125	24-2	8	5	1	0	0	0	1	1	.125	5	0	1	0	.462	0	0	1-1	8	0	0	1.000

23 | Jackson Owen | C | R-Jr. | R/R | Starkville, Miss. | Starkville HS (NE Mississippi CC)

Major: Kinesiology

OWEN'S CAREER STATISTICS

	Avg	GP- GS	AB	R	H	2B	3B	HR	RBI	TB	SLG%	BB	HBP	SO	GDP	OB%	SF	SH	SB-ATT	PO	A	E	FLD%
2024	Did Not Play																						
CAREER	.000	0-0	0	0	0	0	0	0	0	0	.000	0	0	0	0	.000	0	0	0-0	0	0	0	--

55 | Joe Powell | C | R-Sr. | R/R | Mason, Ohio | Mason HS (Cincinnati)

Major: Workforce Education Leadership (master's)



B.A. Communication (2023; University of Cincinnati)

POWELL'S CAREER STATISTICS

	Avg	GP- GS	AB	R	H	2B	3B	HR	RBI	TB	SLG%	BB	HBP	SO	GDP	OB%	SF	SH	SB-ATT	PO	A	E	FLD%
2020*	.235	10-9	34	6	8	2	1	0	9	12	.353	2	1	8	1	.289	1	0	0-1	84	7	2	.978
2021*	.215	37-32	10	25	23	4	0	5	15	42	.393	22	1	40	0	.351	1	1	3-3	262	39	4	.987
2022*	.326	40-38	141	26	46	12	4	5	26	81	.574	22	2	39	3	.422	1	0	3-5	247	27	0	1.000
2023	Did Not Play																						
2024	.269	34-28	93	17	25	3	0	5	18	43	.462	11	1	20	3	.343	3	1	0-0	251	13	2	.992
MSU	.269	34-28	93	17	25	3	0	5	18	43	.462	11	1	20	3	.343	3	1	0-0	251	13	2	.992
CAREER	.272	121-107	375	74	102	21	5	15	68	178	.475	57	5	107	7	.370	6	2	6-9	844	86	8	.991

*Statistics from Cincinnati



CAREER STATISTICS

30 | Jacob Pruitt | RHP | Jr. | R/R | Yorktown, Ind. | Yorktown HS (Indiana State)

Major: Interdisciplinary Studies

PRUITT'S CAREER STATISTICS

	ERA	W-L	App	GS	CG	SHO/CBO	SV	IP	H	R	ER	BB	SO	2B	3B	HR	BF	BAA	WP	HBP	BK	SFA	SHA
2023*	6.75	2-1	12	0	0	0/0	0	17.1	19	13	13	8	20	0	0	6	80	.279	2	2	0	1	1
2024*	3.02	3-2	13	5	0	0/0	1	41.2	36	17	14	23	57	3	0	5	185	.232	0	6	0	0	1
CAREER	4.12	5-3	25	5	0	0/0	1	59.0	55	30	27	31	77	3	0	11	265	.247	2	8	0	1	2

*Statistics from Indiana State

41 | Ethan Pulliam | INF/OF | So. | R/R | Starkville, Miss. | Starkville HS

Major: Business Administration

PULLIAM'S CAREER STATISTICS

	Avg	GP- GS	AB	R	H	2B	3B	HR	RBI	TB	SLG%	BB	HBP	SO	GDP	OB%	SF	SH	SB-ATT	PO	A	E	FLD%
2024	.227	27-20	66	7	15	5	0	1	11	23	.348	8	0	13	0	.307	1	0	1-1	21	28	2	.961
CAREER	.227	27-20	66	7	15	5	0	1	11	23	.348	8	0	13	0	.307	1	0	1-1	21	28	2	.961

3 | Ace Reese | INF | So. | L/R | Canton, Texas | Canton HS (Houston)

Major: Kinesiology

REESE'S CAREER STATISTICS

	Avg	GP- GS	AB	R	H	2B	3B	HR	RBI	TB	SLG%	BB	HBP	SO	GDP	OB%	SF	SH	SB-ATT	PO	A	E	FLD%
2024*	.278	48-42	162	33	45	8	4	7	34	82	.506	29	3	37	4	.395	1	0	5-9	49	1	2	.962
CAREER	.278	48-42	162	33	45	8	4	7	34	82	.506	29	3	37	4	.395	1	0	5-9	49	1	2	.962

*Statistics from Houston

2 | Sawyer Reeves | INF | Sr. | R/R | Lugoff, S.C. | Lugoff Elgin HS (The Citadel)

Major: Workforce Education Leadership (master's)



B.S. Biology (2024; The Citadel Military College)

REEVES' CAREER STATISTICS

	Avg	GP- GS	AB	R	H	2B	3B	HR	RBI	TB	SLG%	BB	HBP	SO	GDP	OB%	SF	SH	SB-ATT	PO	A	E	FLD%
2022*	.273	47-41	150	26	41	6	0	0	18	47	.313	16	0	19	4	.343	0	2	7-11	47	65	19	.855
2023*	.314	54-54	210	49	66	16	1	4	37	96	.457	20	3	27	3	.377	3	4	13-15	62	133	8	.961
2024*	.304	48-48	191	34	58	10	1	5	31	85	.445	19	4	22	3	.377	1	0	10-11	52	94	7	.954
CAREER	.299	149-143	551	109	165	32	2	9	86	228	.414	55	7	68	10	.368	4	6	30-37	161	292	34	.930

*Statistics from The Citadel

33 | Rives Reynolds | OF | R-Fr. | R/R | Flowood, Miss. | Jackson Prep

Major: Business Administration

REYNOLDS' CAREER STATISTICS

	Avg	GP- GS	AB	R	H	2B	3B	HR	RBI	TB	SLG%	BB	HBP	SO	GDP	OB%	SF	SH	SB-ATT	PO	A	E	FLD%
2024																							
CAREER	.000	0-0	0	0	0	0	0	0	0	0	.000	0	0	0	0	.000	0	0	0-0	0	0	0	--

Did Not Play

12 | Evan Siary | RHP | Jr. | R/R | Columbus, Miss. | Starkville Academy

Major: Kinesiology

SIARY'S CAREER STATISTICS

	ERA	W-L	App	GS	CG	SHO/CBO	SV	IP	H	R	ER	BB	SO	2B	3B	HR	BF	BAA	WP	HBP	BK	SFA	SHA
2023	7.07	1-2	14	3	0	0/0	1	28.0	35	27	22	12	28	7	2	8	137	.299	1	4	0	2	2
2024	7.48	0-3	10	4	0	0/0	0	21.2	28	18	18	6	22	4	0	7	101	.304	0	2	0	1	0
CAREER	7.25	1-5	24	7	0	0/0	1	49.2	63	45	40	18	50	11	2	15	238	.301	1	6	0	3	2

17 | Stone Simmons | RHP | Gr. | R/R | Houston, Texas | The Kinkaid School (Furman)

Major: Business Administration (master's)



BBA Business Administration (2023)

SIMMONS' CAREER STATISTICS

	ERA	W-L	App	GS	CG	SHO/CBO	SV	IP	H	R	ER	BB	SO	2B	3B	HR	BF	BAA	WP	HBP	BK	SFA	SHA
2020*	2.91	0-3	4	4	0	0/0	0	21.2	23	11	7	6	17	4	0	2	96	.274	3	2	0	2	1
2021	4.81	1-1	19	0	0	0/0	2	24.1	22	15	13	8	29	4	0	1	104	.234	2	1	0	0	1
2022	0.00	0-0	3	0	0	0/0	0	4.1	0	0	0	0	6	0	0	0	13	.000	0	0	0	0	0
2023																							
2024																							
MSU	4.08	1-1	22	0	0	0/0	2	28.2	22	15	13	8	35	4	0	1	117	.206	2	1	0	0	1
CAREER	3.59	1-4	26	4	0	0/0	2	50.1	45	26	20	14	52	8	0	3	213	.211	5	3	0	2	2

*Statistics from Furman

43 | Steven Spalitta | INF/C | So. | L/R | Mandeville, La. | Fontainebleau HS

Major: Management

SPALITTA'S CAREER STATISTICS

	Avg	GP- GS	AB	R	H	2B	3B	HR	RBI	TB	SLG%	BB	HBP	SO	GDP	OB%	SF	SH	SB-ATT	PO	A	E	FLD%
2024	.100	8-3	10	0	1	0	0	0	0	1	.100	1	1	3	0	.250	0	0	0-0	12	0	0	1.000
CAREER	.100	8-3	10	0	1	0	0	0	0	1	.100	1	1	3	0	.250	0	0	0-0	12	0	0	1.000

CAREER STATISTICS



7 | Reed Stallman | INF | Sr. | L/R | Robins, Iowa | Alburnett HS (Campbell)

Major: Interdisciplinary Studies

STALLMAN'S CAREER STATISTICS

	Avg	GP- GS	AB	R	H	2B	3B	HR	RBI	TB	SLG%	BB	HBP	SO	GDP	OB%	SF	SH	SB-ATT	PO	A	E	FLD%
2024*	.239	47-47	159	48	38	6	0	15	53	89	.560	47	13	43	0	.441	3	1	8-8	364	18	3	.992
CAREER	.239	47-47	159	48	38	6	0	15	53	89	.560	47	13	43	0	.441	3	1	8-8	364	18	3	.992

*Statistics from Campbell

36 | Nolan Stevens | INF/OF/LHP | So. | L/L | Elk Grove, Calif. | Franklin HS

Major: Business Administration

STEVENS' CAREER STATISTICS

	Avg	GP- GS	AB	R	H	2B	3B	HR	RBI	TB	SLG%	BB	HBP	SO	GDP	OB%	SF	SH	SB-ATT	PO	A	E	FLD%
2024	.279	29-6	26	2	7	1	0	1	2	11	.423	1	1	8	1	.321	0	0	0-0	6	8	0	1.000
CAREER	.279	29-6	26	2	7	1	0	1	2	11	.423	1	1	8	1	.321	0	0	0-0	6	8	0	1.000

	ERA	W-L	App	GS	CG	SHO/CBO	SV	IP	H	R	ER	BB	SO	2B	3B	HR	BF	BAA	WP	HBP	BK	SFA	SHA
2024	4.72	2-3	14	1	0	0/0	0	26.2	27	14	14	8	28	2	0	4	116	.260	3	4	0	0	0
CAREER	4.72	2-3	14	1	0	0/0	0	26.2	27	14	14	8	28	2	0	4	116	.260	3	4	0	0	0

18 | Noah Sullivan | DH/RHP | R-Jr. | R/R | Orlando, Fla. | Dr. Phillips HS (USC Upstate)

Major: Workforce Education Leadership (master's)



B.S. Business Administration (2024; University of South Carolina Upstate)

SULLIVAN'S CAREER STATISTICS

	Avg	GP- GS	AB	R	H	2B	3B	HR	RBI	TB	SLG%	BB	HBP	SO	GDP	OB%	SF	SH	SB-ATT	PO	A	E	FLD%
2022*	.303	58-57	221	43	67	9	1	3	42	87	.394	23	20	35	3	.410	4	0	5-5	12	2	0	1.000
2023*	.311	18-17	61	12	19	3	0	2	15	28	.459	8	4	12	2	.421	2	0	0-1	41	5	2	.958
2024*	.324	57-55	204	52	66	8	0	17	56	125	.613	37	13	31	7	.453	2	0	5-6	4	11	0	1.000
CAREER	.314	133-129	486	107	152	20	1	22	113	240	.494	68	38	78	12	.430	8	0	10-12	57	18	2	.974

	ERA	W-L	App	GS	CG	SHO/CBO	SV	IP	H	R	ER	BB	SO	2B	3B	HR	BF	BAA	WP	HBP	BK	SFA	SHA
2022*	3.31	6-0	9	5	0	0/0	0	32.2	22	13	12	11	26	5	0	5	132	.188	4	2	0	1	1
2023*	0.00	1-0	6	0	0	0/0	1	12.1	4	0	0	7	16	0	0	0	48	.100	1	0	0	0	1
2024*	4.88	8-1	14	12	0	0/0	1	75.2	76	42	41	22	51	14	0	9	321	.262	3	3	0	2	4
CAREER	3.95	15-1	29	17	0	0/0	2	120.2	102	55	53	40	93	19	0	14	501	.228	8	4	0	3	6

*Statistics from USC Upstate

29 | Nate Williams | RHP | Jr. | R/R | Acworth, Ga. | North Cobb HS (Florence Darlington CC)

Major: Business Administration



BBA Business Administration (2024)

WILLIAMS' CAREER STATISTICS

	ERA	W-L	App	GS	CG	SHO/CBO	SV	IP	H	R	ER	BB	SO	2B	3B	HR	BF	BAA	WP	HBP	BK	SFA	SHA
2023												Did Not Play											
2024												Did Not Play											
CAREER	0.00	0-0	0	0	0	0/0	0	0	0	0	0	0	0	0	0	0	0	.000	0	0	0	0	0



OFFENSIVE RECORDS

SINGLE GAME RECORDS

AT-BATS			HITTING STREAK			HOME RUNS		
8	Etheridge, Bill Masters, Burke Gendron, Steve Easley, Edward Frazier, Adam Pirtle, Brett Allen, Tanner Jordan, Rowdey Westburg, Jordan	vs. Ole Miss, 1963 vs. Alabama, 5/7/1989 at Georgia, 5/11/2003 at Ole Miss, 4/29/2007 vs. Missouri, 5/21/2013 vs. Missouri, 5/21/2013 vs. LSU, 5/22/2019 vs. LSU, 5/22/2019	Season: 30 games Career: 31 games	Berkery, Thomas; 2006 Buckner, Rex; 1992 (13)-1993 (18)		3	Unser, Del Bender, Del Palmeiro, Rafael Paradoa, Dan Raffo, Tommy Jones, Brad Nappi, Jason Duffy, Ryan Rooker, Brent Highfill, Ross Powell, Joe	vs. Ole Miss, 5/9/1965 vs. Birmingham-Southern, 4/19/1978 vs. Jackson State, 4/16/1984 (DH-1) vs. Mississippi College, 4/28/1986 vs. Delta State, 4/11/1990 at Southern Miss, 4/6/2004 at UAB, 3/18/2008 vs. Jackson State, 4/6/2010 vs. Kentucky, 4/8/2017 vs. Lipscomb, 3/11/2023 vs. North Alabama, 5/14/2024
RUNS SCORED			DOUBLES			TOTAL BASES		
6	Murphy, Terry	vs. Vanderbilt, 1956	3	Multiple Times Last: Foscue, Justin	vs. Georgia, 4/26/2019	15	Duffy, Ryan	vs. Jackson State, 4/6/2010
RUNS BATTED IN			TRIPLES			BASE ON BALLS		
11	Nappi, Jason	at UAB, 3/18/2008	2	* Gardiner, Don Wieniewitz, Spud Pavlou, Larry Winkler, Brad Brownlee, Brent Bradford, C.T.	vs. Vanderbilt, 4/7/1956 vs. Alabama, 1974 vs. Southern Miss, 3/25/1979 vs. Alabama, 3/15/1980 (DH-1) at South Alabama, 5/3/2011 at Arizona, 3/9/2014	5	Winkler, Brad	vs. Arizona, 3/11/1981
HITS			STOLEN BASES					
6	Murphy, Terry Bell, Don Echols, Tracy Masters, Burke Frazier, Adam	vs. Vanderbilt, 4/7/1956 vs. Arkansas, 4/15/1966 vs. Kentucky, 4/30/1989 vs. Florida State, 5/26/1990 at Virginia, 6/8/2013	4	Winkler, Brad Armstrong, Derrick Mershon, David	vs. Arizona, 3/11/1981 vs. Michigan State, 3/1/2014 vs. LSU, 3/15/2024			

* - Occurred in the same inning

SEASON RECORDS

BATTING AVERAGE			DOUBLES			TOTAL BASES			STOLEN BASES		
Player (Season)	H-AB	Avg.	Player (Season)	G	2B	Player (Season)	G	TB	Player (Season)	G	SB
1. Showalter, Nat (1977)	67-146	.459	1. Rooker, Brent (2017)	67	30	1. Palmeiro, Rafael (1984)	61	209	1. Van Cleve, Dan (1985)	65	38
2. Clark, Will (1985)	94-224	.420	2. Young, Pete (1989)	67	27	2. Rooker, Brent (2017)	67	201	2. Hogue, Grant (2009)	48	29
3. Parker, Jackie (1954)	23-55	.418	3. Piatt, Adam (1996)	61	26	3. Clark, Will (1985)	65	191	3. Klipstein, Dave (1981)	63	28
4. Palmeiro, Rafael (1984)	98-236	.415	Moreland, Mitch (2007)	60	26	4. Raffo, Tommy (1989)	68	185	4. Kelley, Mike (1979)	60	27
5. Wiese, Brian (1998)	103-250	.412	5. Hauswald, Rob (1996)	61	24	5. Castoria, Bruce (1981)	63	180	Mershon, David (2024)	63	27
6. Gillaspie, Mark (1981)	85-207	.411	Wiese, Brian (1998)	64	24	6. Clark, Will (1984)	61	179	6. Vickerson, Nick (2011)	63	26
7. Mangum, Jake (2016)	84-206	.408	Mangum, Jake (2019)	67	24	7. Lee, Richard (1997)	68	177	7. Kelley, Mike (1977)	47	25
8. Palmeiro, Rafael (1983)	95-234	.406	8. Tribolet, Scott (1995)	58	23	8. Palmeiro, Rafael (1983)	57	173	Winkler, Brad (1981)	63	25
9. Chapman, Travis (1999)	99-245	.404	Allen, Tanner (2019)	67	23	Lee, Richard (1998)	65	173	Hogue, Grant (2008)	56	25
10. Kelley, Mike (1979)	94-235	.400	10. Robinson, Jim (1990)	71	22	Wiese, Brian (1998)	64	173	10. Shave, Jon (1990)	71	24
AT-BATS			Chapman, Travis (2000)	59	22	RUNS BATTED IN			STRIKEOUTS		
Player (Season)	G	AB	Mangum, Jake (2018)	68	22	Player (Season)	G	RBI	Player (Season)	G	SO
1. Frazier, Adam (2013)	71	304	Foscue, Justin (2019)	67	22	1. Castoria, Bruce (1981)	63	98	1. Jordan, Dakota (2024)	63	84
2. Mangum, Jake (2019)	67	302	Jordan, Rowdey (2021)	68	22	2. Palmeiro, Rafael (1984)	61	94	2. Kohler, Logan (2024)	63	75
3. Mangum, Jake (2018)	68	288	TRIPLES			3. Clark, Will (1984)	61	93	3. Hines, Hunter (2024)	63	74
4. Mitchell, David (1990)	71	287	Player (Season)	G	3B	5. Lee, Richard (1997)	68	90	4. Hayman, David (1996)	59	71
5. Cohen, John (1990)	71	285	1. Kelley, Mike (1979)	60	12	5. Lee, Richard (1998)	65	85	5. Westburg, Jordan (2019)	67	69
6. Masters, Burke (1990)	71	283	2. Frazier, Adam (2013)	71	7	6. Rooker, Brent (2017)	67	82	6. Rea, Wes (2012)	64	68
7. Stovall, Hunter (2018)	68	280	3. Thiesen, Gator (1985)	64	6	7. Raffo, Tommy (1989)	68	80	7. Hegan, Steve (1991)	63	67
8. Shave, Jon (1990)	71	279	Young, Pete (1987)	61	6	8. Winkler, Brad (1983)	57	79	7. Kelley, Mike (1977)	63	67
9. Maniscalco, Matthew (2003)	63	278	5. Howarth, Jim (1967)	31	5	9. Palmeiro, Rafael (1983)	57	78	8. Hayman, David (1994)	58	66
Mangum, Jake (2017)	65	278	Milton, Ted (1970)	40	5	Gillaspie, Mark (1981)	63	78	9. Powers, Connor (2009)	64	64
RUNS SCORED			Winkler, Brad (1981)	63	5	WALKS			Hines, Hunter (2023)	53	64
Player (Season)	G	Runs	Van Cleve, Dan (1983)	56	5	Player (Season)	G	BB	GAMES PLAYED		
1. Palmeiro, Rafael (1984)	61	87	Echols, Tracy (1986)	54	5	1. Hurst, Jody (1989)	66	69	Player (Season)	G	
2. Gillaspie, Mark (1981)	63	81	Shave, Jon (1990)	71	5	2. Gillaspie, Mark (1981)	63	66	1. Cohen, John (1990)		71
Bryan, Brooks (1997)	68	81	Scioneaux, Damian (1997)	68	5	3. Burkley, Jason (2001)	60	63	Echols, Tracy (1990)		71
4. Van Cleve, Dan (1983)	56	80	Bradford, C.T. (2014)	51	5	4. Winkler, Brad (1981)	63	58	Masters, Burke (1990)		71
5. Hurst, Jody (1989)	66	79	Allen, Tanner (2018)	68	5	Clark, Will (1985)	65	58	Mitchell, David (1990)		71
6. Clark, Will (1985)	65	75	Allen, Tanner (2021)	67	5	6. Clark, Will (1984)	61	57	Mitchell, Scott (1990)		71
Mangum, Jake (2019)	67	75	HOME RUNS			Echols, Tracy (1990)	71	57	Robinson, Jim (1990)		71
8. Kelley, Mike (1979)	60	74	Player (Season)	G	HR	8. Parker, Bob (1984)	61	56	Shave, Jon (1990)		71
Van Cleve, Dan (1985)	65	74	1. Castoria, Bruce (1981)	63	29	9. Daniel, Chuck (1991)	63	53	Frazier, Adam (2013)		71
Young, Pete (1989)	67	74	Palmeiro, Rafael (1984)	61	29	Detz, Alex (2013)	69	53	9. Raffo, Tommy (1990)		70
Jordan, Rowdey (2021)	68	74	3. Clark, Will (1984)	61	28	HITS			10. Raffo, Tommy (1989)		68
Player (Season)	AB	Hits	4. Clark, Will (1985)	65	25	1. Mangum, Jake (2019)	302	108	Bryan, Brooks (1997)		68
1. Mangum, Jake (2019)	302	108	5. Rooker, Brent (2017)	67	23	2. Frazier, Adam (2013)	304	107	Lee, Richard (1997)		68
2. Frazier, Adam (2013)	304	107	6. Raffo, Tommy (1989)	68	22	3. Wiese, Brian (1998)	250	103	Scioneaux, Damian (1997)		68
3. Wiese, Brian (1998)	250	103	Hines, Hunter (2023)	53	22	4. Raffo, Tommy (1989)	266	102	Alexander, Luke (2018)		68
4. Raffo, Tommy (1989)	266	102	8. Gillaspie, Mark (1981)	63	20	5. Mangum, Jake (2018)	288	101	Allen, Tanner (2018)		68
5. Mangum, Jake (2018)	288	101	Palmeiro, Rafael (1985)	65	20	6. Lee, Richard (1997)	276	100	Mangum, Jake (2018)		68
6. Lee, Richard (1997)	276	100	Jordan, Dakota (2024)	63	20	Allen, Tanner (2021)	261	100	Stovall, Hunter (2018)		68
8. Chapman, Travis (1999)	245	99				8. Chapman, Travis (1999)	245	99	Hancock, Luke (2021)		68
9. Palmeiro, Rafael (1984)	236	98				9. Palmeiro, Rafael (1984)	236	98	Jordan, Rowdey (2021)		68
10. Raffo, Tommy (1990)	271	97				10. Raffo, Tommy (1990)	271	97			



RECORDS

CAREER RECORDS

BATTING AVERAGE

300+ ABs		
Player (Seasons)	H-AB	Avg.
1. Clark, Will (1983-85)	(209-534)	.391
2. Gillaspie, Mark (1980-81)	(139-362)	.384
3. Palmeiro, Rafael (1983-85)	(268-720)	.372
4. Raffo, Tommy (1987-90)	(278-760)	.366
5. Paradoa, Dan (1986-87)	(159-441)	.361
6. Wiese, Brian (1996-99)	(242-674)	.359
7. Kelley, Mike (1976-79)	(267-748)	.357
Chapman, Travis (1997-00)	(327-916)	.357
Mangum, Jake (2016-19)	(383-1074)	.357
10. Frazier, Adam (2011-13)	(224-643)	.348

50-299+ ABs		
Player (Seasons)	H-AB	Avg.
1. Showalter, Nat (1977)	(67-146)	.459
2. Turner, Brandon (2007-08)	(88-231)	.381
3. Grace Jr., J.N. (1948)	(33-88)	.375
4. Bragan, Jimmy (1948-50)	(86-233)	.369
5. Wren, Cliff (1999)	(90-245)	.367
6. Parker, Jackie (1953-54)	(52-142)	.366
7. Nail, Braxton (1952-55)	(55-152)	.362
8. DeLoach, Scott (2008-09)	(47-131)	.359
9. Miller, Tom (1969)	(22-63)	.349
10. Lowe, Nathaniel (2016)	(86-247)	.348

SLUGGING PERCENTAGE

300+ ABs		
Player (Seasons)	AB	SLG%
1. Clark, Will (1983-85)	534	.811
2. Palmeiro, Rafael (1983-85)	720	.736
3. Gillaspie, Mark (1980-81)	362	.660
Rooker, Brent (2014-17)	526	.660
5. Jordan, Dakota (2023-24)	393	.634
6. Raffo, Tommy (1987-90)	760	.628
7. Powers, Connor (2007-10)	752	.626
8. Duffy, Ryan (2007-10)	381	.612
9. Wiese, Brian (1996-99)	674	.610
10. Castoria, Bruce (1979-82)	685	.603

50-299 ABs		
Player (Seasons)	AB	SLG%
1. Yeager, RJ (2022)	202	.668
2. Showalter, Nat (1977)	146	.616
3. Wren, Cliff (1999)	245	.604
4. Williams, Jesse (1955-56)	75	.600
Hines, Hunter (2022)	210	.600
6. Etheridge, H.K. (1961-63)	180	.594
7. Ledbetter, Colton (2023)	197	.574
8. Unser, Del (1964-66)	283	.562
9. Moore, Tyler (2008)	204	.559
10. Kruger, Jack (2016)	209	.550

ON-BASE PERCENTAGE

300+ ABs		
Player (Seasons)	AB	OB%
1. Gillaspie, Mark (1980-81)	362	.523
2. Clark, Will (1983-85)	534	.504
3. Pavlou, Larry (1976-79)	341	.461
4. Raffo, Tommy (1987-90)	760	.458
5. Hurst, Jody (1987-89)	568	.452
6. Burkley, Jason (1999-02)	424	.451
7. Paradoa, Dan (1986-87)	441	.450
8. Palmeiro, Rafael (1983-85)	720	.448
9. Mershon, David (2023-24)	304	.447
10. Parker, Bob (1983-84)	386	.445

50-299 ABs		
Player (Seasons)	H-AB	OB%
1. Showalter, Nat (1977)	146	.597
2. DeLoach, Scott (2008-09)	131	.488
3. Parks, Jarrod (2009-11)	245	.484
4. Gammill, Jimmy (1988-91)	261	.452
5. McGrath, Ryan (1997-00)	290	.443
6. Reynolds, Luke (2015-16)	92	.439
7. Maloney, Chris (1980-83)	229	.437
8. Filippi, Craig (1982-83)	159	.435
9. Kruger, Jack (2016)	209	.435
10. Goodson, Robby (2002-03)	180	.433

AT-BATS

Player (Seasons)	G	AB
1. Mangum, Jake (2016-19)	262	1,074
2. Rea, Jeffrey (2004-07)	236	998
3. Gendron, Steve (2001-04)	242	994
4. Maniscalco, Matthew (2000-03)	246	993
5. Lee, Richard (1995-98)	248	967
6. Masters, Burke (1987-90)	251	937
7. Chapman, Travis (1997-2000)	248	919
8. Hildreth, Brad (1986-89)	237	877
9. Freeman, Brad (1995-98)	246	870
10. Allen, Tanner (2018-21)	210	841

RUNS SCORED

Player (Seasons)	G	Runs
1. Van Cleve, Dan (1981-85)	219	232
2. Mangum, Jake (2016-19)	262	229
3. Masters, Burke (1987-90)	251	227
4. Palmeiro, Rafael (1983-85)	183	224
5. Chapman, Travis (1997-2000)	248	221
6. Lee, Richard (1995-98)	248	219
7. Rea, Jeffrey (2004-07)	236	207
8. Winkler, Brad (1980-83)	212	203
9. Maniscalco, Matthew (2000-03)	246	197
10. Freeman, Brad (1995-98)	246	192

HITS

Player (Seasons)	G	Hits
1. Mangum, Jake (2016-18)	262	383
2. Rea, Jeffrey (2004-07)	236	335
3. Lee, Richard (1995-98)	248	328
4. Chapman, Travis (1997-00)	248	327
5. Gendron, Steve (2001-04)	242	316
6. Masters, Burke (1987-90)	251	295
7. Allen, Tanner (2018-21)	210	281
8. Maniscalco, Matt (2000-03)	246	279
9. Raffo, Tommy (1987-90)	218	278
10. Hildreth, Brad (1986-89)	237	275

DOUBLES

Player (Seasons)	G	2B
1. Mangum, Jake (2016-19)	262	73
2. Chapman, Travis (1997-2000)	248	71
3. Lee, Richard (1995-98)	247	66
4. Allen, Tanner (2018-21)	210	62
5. Young, Pete (1987-89)	191	56
6. Van Cleve, Dan (1981-85)	219	55
7. Maniscalco, Matthew (2000-03)	246	54
Jordan, Rowdey (2018-21)	208	54
9. Cohen, John (1988-90)	198	53
10. Raffo, Tommy (1987-90)	218	52
Buckner, Rex (1990-93)	240	52
Piatt, Adam (1995-97)	172	52
Powers, Connor (2006-10)	202	52

TRIPLES

Player (Seasons)	G	3B
1. Kelley, Mike (1976-79)	190	20
2. Milton, Ted (1969-72)	151	14
3. Winkler, Brad (1980-83)	212	12
Allen, Tanner (2018-21)	210	12
5. Maniscalco, Matthew (2000-03)	246	11
6. Buckner, Rex (1990-93)	240	10
Butts, Jeff (2003-06)	232	10
Collins, Ryan (2008-11)	207	10
Mangum, Jake (2016-19)	262	10
10. Brown, Cody (2014-17)	205	9
Thiesen, Gator(1984-85)	125	9
Echols, Tracy (1986-87, 89-90)	237	9
Rea, Jeffrey (2004-07)	236	9

HOME RUNS

Player (Seasons)	G	HR
1. Palmeiro, Rafael (1983-85)	183	67
2. Clark, Will (1983-85)	175	61
3. Castoria, Bruce (1979-82)	202	58
4. Powers, Connor (2007-10)	202	54
Hines, Hunter (2022-24)	171	54
6. Knott, Jon (1998-2001)	228	51
7. Echols, Tracy (1986-90)	237	47

8. Lee, Richard (1995-98)	248	46
9. Raffo, Tommy (1987-90)	218	45
10. Hayman, David (1993-96)	221	44

TOTAL BASES

Player (Seasons)	G	TB
1. Lee, Richard (1995-98)	248	544
2. Palmeiro, Rafael (1983-85)	183	530
3. Mangum, Jake (2016-19)	260	491
4. Chapman, Travis (1997-2000)	248	482
5. Raffo, Tommy (1987-90)	218	477
6. Powers, Connor (2007-10)	202	471
7. Maniscalco, Matthew (2000-03)	246	468
8. Knott, Jon (1998-2001)	228	460
9. Allen, Tanner (2018-21)	210	436
10. Clark, Will (1983-85)	175	433

RUNS BATTED IN

Player (Seasons)	G	RBI
1. Lee, Richard (1995-98)	248	265
2. Palmeiro, Rafael (1983-85)	183	239
3. Castoria, Bruce (1979-82)	202	213
4. Raffo, Tommy (1987-90)	218	207
5. Knott, Jon (1998-2001)	228	206
Powers, Connor (2007-10)	202	206
7. Chapman, Travis (1997-00)	248	202
8. Clark, Will (1983-85)	175	199
9. Echols, Tracy (1986-87, 89-90)	237	182
Allen, Tanner (2018-21)	210	182

WALKS

Player (Seasons)	G	BB
1. Winkler, Brad (1980-83)	212	164
2. Echols, Tracy (1986-87, 89-90)	237	163
3. Winford, Barry (1986-89)	214	147
4. Van Cleve, Dan (1981-85)	219	143
5. Mitchell, John (1984-87)	228	142
6. Hancock, Luke (2019-23)	210	138
7. Buckner, Rex (1990-93)	240	129
8. Clark, Will (1983-85)	175	126
Redd, Ricky Joe (1992-95)	228	126
Knott, Jon (1998-2001)	228	126

STOLEN BASES

Player (Seasons)	G	SB
1. Kelley, Mike (1976-79)	190	79
2. Van Cleve, Dan (1981-85)	219	70
3. Winkler, Brad (1980-83)	212	60
4. Mangum, Jake (2016-19)	260	56
5. Klipstein, Dave (1979-82)	172	54
Hogue, Grant (2008-09)	103	54
7. White, Pete (1980-83)	196	51
8. Maniscalco, Matthew (2000-03)	246	46
Robson, Jacob (2013-16)	169	46
10. Rea, Jeffrey (2004-07)	236	43

STRIKEOUTS

Player (Season)	G	SO
1. Hayman, David (1993-96)	221	224
2. Rea, Wes (2012-15)	230	205
3. Powers, Connor (2007-10)	202	187
4. Knott, Jon (1998-2001)	228	179
5. Redd, Ricky Joe (1992-95)	228	172
6. Echols, Tracy (1986-87, 89-90)	237	170
7. Gendron, Steve (2001-04)	242	166
8. Hegan, Steve (1990-93)	202	163
9. Winford, Barry (1986-89)	214	160
10. Berkery, Thomas (2003-06)	230	158

GAMES PLAYED

Player (Seasons)	G
1. Mangum, Jake (2016-19)	262
2. Masters, Burke (1987-90)	251
3. Lee, Richard (1995-98)	248
Chapman, Travis (1997-2000)	248
5. Freeman, Brad (1995-98)	246
Maniscalco, Matthew (2000-03)	246
7. Gendron, Steve (2001-04)	242
8. Buckner, Rex (1990-93)	240
9. Hildreth, Brad (1986-89)	237
Echols, Tracy (1986-87, 89-90)	237



PITCHING RECORDS

SINGLE-GAME RECORDS

CONSECUTIVE SCORELESS INNINGS			NO-HITTER		
27.1	Holder, Jonathan	2012	Pepper, R.H.	vs. Mississippi College, 4/5/1918	
INNINGS PITCHED			Henderson, Gene	vs. Arkansas, 5/5/1970 (DH-2)	
14.0	Carroll, James	vs. Alabama, 4/2/1966	Thompson, Jerry	vs. Illinois Wesleyan, 1971	
STRIKEOUTS			Robinson, Don (6 innings)	vs. Western Illinois, 3/3/1975 (DH-2)	
26	Mitchell, Willie	vs. LSU, 1909	Willoughby, Gary (1 inning)		
WALKS			Morgan, Gene	vs. Hawaii-Hilo, 4/6/1985	
9	D'Ercole, Steve	vs. Livingston, 3/19/1981	PERFECT GAME		
HIT BATTERS			Mitchell, Willie	vs. LSU, 1909	
6	Laster, Lucas	vs. Ole Miss, 4/22/2014	Peatross, J.T.	vs. Mississippi College, 4/6/1918	
WILD PITCHES					
4	Arriete, Nelson	vs. Eastern Kentucky, 5/19/1989			
	Rath, Gary	vs. Georgia, 3/29/1992			
	Kennedy, Kyle	vs. LSU, 5/19/1995			
	Smith, Cade	at Tennessee, 4/27/2023			

SEASON RECORDS

EARNED RUN AVERAGE			WINNING PERCENTAGE (Min. 8 Decisions)			GAMES STARTED			RELIEF APPEARANCES	
Player (Season)	ER-IP	ERA	Player (Season)	W-L	PCT.	Player (Season)	G	GS	Player (Season)	RA
1. Hall, Dennis (1970)	4-57.0	0.63	1. Mitchell, Ross (2013)	13-0	1.000	1. Reed, Bobby (1990)	25	22	1. Harden, Jon (1992)	39
2. Montgomery, Frank (1962)	7-92.0	0.68	Montgomery, Frank (1962)	10-0	1.000	2. Morgan, Gene (1985)	22	21	Johnson, Van (1997)	39
3. Lindgren, Jacob (2014)	5-55.1	0.81	Jones, Brantley (1970)	9-0	1.000	Wallace, B.J. (1991)	22	21	3. Girodo, Chad (2013)	36
4. Pruett, Jim (1957)	6-52.1	1.03	Reagan, Josh (1979)	8-0	1.000	4. Reed, Bobby (1989)	21	20	4. Johnson, Van (1998)	34
5. Holmes, Butch (1973)	6-50.1	1.07	Myles, Harold (1983)	8-0	1.000	Brantley, Jeff (1984)	20	20	Holder, Jonathan (2013)	34
6. Reed, Bobby (1988)	7-57.2	1.09	Reed, Bobby (1988)	8-0	1.000	Kennedy, Kyle (1995)	20	20	Mitchell, Ross (2013)	34
7. Gant, Jamie (2003)	7-54.2	1.15	7. Mundie, Don (1979)	10-1	.909	7. Herzog, Hans (1983)	20	19	Liebelt, Jared (2019)	34
8. Proffitt, Mike (1970)	9-68.0	1.19	8. Brantley, Jeff (1985)	18-2	.900	Brantley, Jeff (1985)	23	19	8. Martin, Mike (1988)	33
9. Girodo, Chad (2013)	9-59.2	1.36	Bednar, Will (2021)	9-1	.900	Intorcia, Trent (1986)	19	19	9. Harden, Jon (1991)	32
10. Proffitt, Mike (1972)	11-70.0	1.41	10. Tatum, Ken (1965)	7-1	.875	Jobs, Tracy (1989)	23	19	Tanksley, Scott (1994)	32
STRIKEOUTS			Hall, Dennis (1967)	7-1	.875	Graveman, Kendall (2013)	19	19	Schuelke, Cam (2024)	32
Player (Season)	IP	K	Morgan, Gene (1985)	14-2	.875	MacLeod, Christian (2021)	19	19	SAVES	
1. Small, Ethan (2019)	107.0	176	George, Chris (1989)	7-1	.875	INNINGS PITCHED			Player (Season)	Saves
2. DuBose, Eric (1996)	133.1	174	Pigott, Justin (2006)	7-1	.875	Player (Season)	IP	1. Holder, Jonathan (2013)	21	
3. Wallace, B.J. (1992)	127.1	145	Holder, Jonathan (2014)	7-1	.875	1. Brantley, Jeff (1985)	145.2	2. Price, Spencer (2017)	14	
DuBose, Eric (1997)	118.2	145	WINS			2. Mundie, Don (1981)	145.0	3. Tanksley, Scott (1994)	13	
5. Rath, Gary (1994)	115.2	141	Player (Season)	G	W	3. Reed, Bobby (1990)	140.1	Johnson, Van (1997)	13	
6. Bednar, Will (2021)	92.1	139	1. Brantley, Jeff (1985)	23	18	4. Morgan, Gene (1985)	134.0	Sims, Landon (2021)	13	
7. Brantley, Jeff (1985)	145.2	136	2. Reed, Bobby (1990)	25	15	5. DuBose, Eric (1996)	133.1	6. Larson, Adam (2000)	12	
8. Stratton, Chris (2012)	109.2	127	3. Mundie, Don (1981)	21	14	6. Brantley, Jeff (1984)	132.2	Reed, Caleb (2011)	12	
9. Small, Ethan (2018)	101.1	122	Morgan, Gene (1985)	22	14	7. Wallace, B.J. (1992)	127.1	8. Gordon, Cole (2019)	11	
10. Thoms, Hank (1999)	118.1	121	5. Brantley, Jeff (1984)	20	13	8. DuBose, Eric (1997)	118.2	9. Powell, Jay (1991)	10	
WALKS			Mitchell, Ross (2013)	34	13	9. Thoms, Hank (1999)	118.1	Johnson, Van (1998)	10	
Player (Season)	IP	BB	7. Kurtz, Ken (1979)	19	12	10. Herzog, Hans (1983)	118.0			
1. DuBose, Eric (1997)	118.2	67	Herzog, Hans (1983)	20	12	APPEARANCES				
2. George, Chris (1991)	98.0	61	Reed, Bobby (1989)	21	12	Player (Season)	APP			
3. Kurtz, Ken (1979)	116.0	56	10. Proffitt, Mike (1971)	14	11	1. Harden, Jon (1992)	39			
Wallace, B.J. (1991)	109.2	56	Susce, Steve (1981)	17	11	Johnson, Van (1997)	39			
5. Brantley, Jeff (1983)	100.1	55	Brantley, Jeff (1983)	19	11	3. Girodo, Chad (2013)	36			
DuBose, Eric (1996)	133.1	55	Martin, Mike (1987)	25	11	4. Johnson, Van (1998)	34			
Ginter, Matt (1999)	93.2	55	Stratton, Chris (2012)	17	11	Holder, Jonathan (2013)	34			
8. Loewer, Carlton (1994)	103.0	53	LOSSES			Mitchell, Ross (2013)	34			
9. Mundie, Don (1981)	145.0	52	Player (Season)	G	L	Liebelt, Jared (2019)	34			
10. Robinson, Don (1977)	87.0	51	1. Doolittle, Todd (2005)	14	8	8. Martin, Mike (1988)	33			
			Brown, Preston (2015)	14	8	9. Harden, Jon (1991)	32			
			3. Holmes, Butch (1974)	10	7	Tanksley, Scott (1994)	32			
			Hooten, David (1996)	18	7	Schuelke, Cam (2024)	32			
			Ginter, Matt (1999)	19	7					
			Pigott, Justin (2007)	17	7					
			Reed, Caleb (2010)	25	7					
			8. 12 players tied	--	6					
			Last: MacLeod, Christian (2021)							



RECORDS

CAREER RECORDS

EARNED RUN AVERAGE		
Player (Seasons)	ER-IP	ERA
1. Holder, Jonathan (2012-14)	24-135.2	1.59
2. Sims, Landon (2022-22)	16-85.0	1.69
3. Montgomery, Frank (1961-63)	32-171.1	1.79
4. Hall, Dennis (1967-70)	32-156.1	1.84
5. Proffitt, Mike (1969-72)	62-300.1	1.86
6. Jones, Brantley (1967-70)	57-257.0	2.00
7. Harden, Jon (1989-92)	65-255.2	2.29
8. Passeau, Claude (1964-66)	33-129.1	2.30
9. Parker, Guy (1960-62)	37-144.1	2.31
10. Young, Pete (1987-89)	35-131.2	2.39

STRIKEOUTS		
Player (Seasons)	IP	K
1. DuBose, Eric (1995-97)	364.2	428
2. Brantley, Jeff (1982-85)	427.0	364
3. Small, Ethan (2016, 18-19)	218.2	318
4. Stratton, Chris (2010-12)	264.0	279
5. Maholm, Paul (2001-03)	312.0	273
6. Wallace, B.J. (1990-92)	265.0	271
7. Ginter, Matt (1996-99)	225.2	269
8. Proffitt, Mike (1969-72)	300.1	265
9. Robinson, Don (1975-78)	323.1	262
10. Loewer, Carlton (1992-94)	277.1	261

WALKS		
Player (Seasons)	IP	BB
1. Brantley, Jeff (1982-85)	427.0	175
2. Robinson, Don (1975-78)	323.1	170
3. DuBose, Eric (1995-97)	364.2	165
4. George, Chris (1989-91)	288.1	143
5. Loewer, Carlton (1992-94)	277.1	139
6. Mundie, Don (1979-81)	309.0	129
7. Jobes, Tracy (1987-90)	299.1	128
8. Ginter, Matt (1997-99)	225.2	123
9. Arriete, Nelson (1986-89)	213.0	120
10. Rath, Gary (1992-94)	239.1	117

WINNING PERCENTAGE (Min. 15 decisions)		
Player (Seasons)	W-L	PCT.
1. Thompson, Jerry (1968-71)	18-3	.857
2. Reed, Bobby (1987-90)	35-7	.833
3. Brandon, Phillip (1947-49)	14-3	.824
4. Brantley, Jeff (1982-85)	45-12	.789
5. Jones, Brantley (1967-70)	27-8	.771
6. Morgan, Gene (1984-85)	20-6	.769
7. Robbins, Wayne (1956-58)	13-4	.765
8. Sheppard, Joe (1948-50)	16-5	.762
Montgomery, Frank (1961-63)	16-5	.762
10. Harden, Jon (1989-92)	19-6	.760

WINS		
Player (Seasons)	G	W
1. Brantley, Jeff (1982-85)	73	45
2. Reed, Bobby (1987-90)	58	35
3. Proffitt, Mike (1969-72)	45	30
4. Mundie, Don (1979-81)	52	29
5. Jones, Brantley (1967-70)	36	27
DuBose, Eric (1995-97)	56	27
Maholm, Paul (2000-03)	46	27
Mitchell, Ross (2012-15)	100	27
9. Robinson, Don (1975-78)	56	24
10. McRaney, Will (1983-86)	64	23
Jobes, Tracy (1987-90)	74	23
George, Chris (1989-91)	58	23
Jackson, Jeremy (1995-98)	44	23

LOSSES		
Player (Seasons)	G	L
1. Robinson, Don (1975-78)	56	18
2. Crosswhite, Chad (2006-09)	80	17
3. Kennedy, Kyle (1992-95)	58	16
4. Johnson, Alan (2003-05)	44	15
5. Hooten, David (1994-96)	57	14
6. Loewer, Carlton (1992-94)	53	13
Jones, Devin (2009-11)	51	13
Graveman, Kendall (2010-13)	68	13
9. Eight players tied	--	12
Last: Pilkington, Konnor (2016-18)		

GAMES STARTED		
Player (Seasons)	G	GS
1. Brantley, Jeff (1982-85)	73	63
2. Reed, Bobby (1987-90)	58	52
3. DuBose, Eric (1995-97)	56	51
4. Robinson, Don (1975-78)	56	50
5. George, Chris (1989-91)	58	49
6. Kennedy, Kyle (1992-95)	58	48
Brock, Tanner (1999-2002)	59	48
Graveman, Kendall (2013)	68	48
9. Jobes, Tracy (1987-90)	74	47
10. Mundie, Don (1979-81)	52	46
Pilkington, Konnor (2016-18)	49	46

INNINGS PITCHED		
Player (Seasons)	IP	
1. Brantley, Jeff (1982-85)	427.0	
2. DuBose, Eric (1995-97)	364.2	
3. Robinson, Don (1975-78)	323.1	
4. Maholm, Paul (2000-03)	312.0	
5. Graveman, Kendall (2010-13)	310.0	
6. Mundie, Don (1979-81)	309.0	
7. Reed, Bobby (1987-90)	304.0	
8. Proffitt, Mike (1969-72)	300.1	
9. Jobes, Tracy (1987-90)	299.1	
10. Mitchell, Ross (2012-15)	298.2	

APPEARANCES	
Player (Seasons)	APP
1. Johnson, Van (1995-98)	115
2. Harden, Jon (1989-92)	110
3. Mitchell, Ross (2012-15)	100
4. Reed, Caleb (2009-12)	96
5. Polk, Scott (1995-99)	90
6. Self, Riley (2017-21)	86
7. Girodo, Chad (2010-13)	83
8. Tanksley, Scott (1993-95)	82
Intorcia, Trent (1983-86)	82
10. Martin, Mike (1986-88)	81
Holder, Jonathan (2012-14)	81

RELIEF APPEARANCES	
Player (Seasons)	RA
1. Johnson, Van (1995-98)	115
2. Harden, Jon (1989-92)	110
3. Reed, Caleb (2009-12)	92
4. Mitchell, Ross (2012-15)	86
Self, Riley (2017-21)	86
6. Holder, Jonathan (2012-14)	81
7. Girodo, Chad (2010-13)	78
8. Tanksley, Scott (1993-95)	75
9. Young, Pete (1987-89)	72
10. Polk, Scott (1995-99)	71
Ramsey, Saunders (2002-05)	71

SAVES	
Player (Seasons)	Saves
1. Holder, Jonathan (2012-13)	37
2. Johnson, Van (1995-98)	29
3. Tanksley, Scott (1993-95)	24
4. Reed, Caleb (2009-12)	21
5. Young, Pete (1987-89)	19
6. Powell, Jay (1991-93)	17
7. Hardwick, Bryan (1979-80, 82)	16
Gordon, Cole (2016-19)	16
Price, Spencer (2017-21)	16
10. Larson, Adam (1999-2001)	15



DEFENSIVE RECORDS

RECORDS

SINGLE-GAME RECORDS

PUTOUTS			ERRORS			TRIPLE PLAYS TURNED		
23	Castoria, Bruce	vs. South Alabama, 3/25/1980	4	Castoria, Bruce Davidson, Scott	vs. Alabama, 4/20/1980 vs. Louisiana Tech, 4/6/1994 (DH-1)	1	Florida, 1962 Florida, 1962 William Carey, 4/4/1978 (DH-2) vs. Auburn-Montgomery, 3/9/1991	
ASSISTS			DOUBLE PLAYS					
10	Thiesen, Gator	vs. Tennessee, 5/11/1984	5	Filippi, Craig Rea, Wes	vs. Auburn, 3/19/1983 (DH-1) vs. San Diego, 3/8/2015			
CHANCES								
24	Castoria, Bruce	vs. South Alabama, 3/25/1980						

SEASON RECORDS

FIRST BASE			THIRD BASE			OUTFIELD		
Putouts	636	Rea, Wes (2012)	Putouts	67	Sottile, Lou (1981)	Putouts	169	Mangum, Jake (2018)
Assists	53	Clark, Will (1984)	Assists	145	Scott, John (1985)	Assists	11	Renfroe, Hunter (2012)
Chances	669	Rea, Wes (2012)	Chances	221	Scott, John (1985)	Chances	177	Mangum, Jake (2018)
Fielding Pct.	1.000	Maloney, Chris (1983)	Fielding Pct.	.972	Still, Phil (1971)	Fielding Pct.	1.000	Multiple times <i>Last: Jordan, Dakota (2024)</i>
	1.000	Hatcher, Josh (2018)				CATCHER		
SECOND BASE			Putouts	120	Frazier, Adam (2013)	Putouts	685	Tanner, Logan (2021)
Putouts	146	Stovall, Hunter (2018)	Assists	241	Frazier, Adam (2013)	Assists	82	Skelton, Dustin (2019)
Assists	211	Pirtle, Brett (2014)	Chances	375	Frazier, Adam (2013)	Chances	719	Tanner, Logan (2021)
Chances	342	Stovall, Hunter (2018)	Fielding Pct.	.984	Heck, Seth (2014)	Fielding Pct.	.997	Skelton, Dustin (2019)
Fielding Pct.	.994	Yeager, RJ (2022)						

CAREER RECORDS

FIRST BASE			THIRD BASE			OUTFIELD		
Putouts	2,209	Rea, Wes (2012-15)	Putouts	111	Young, Pete (1987-89)	Putouts	556	Mangum, Jake (2016-19)
Assists	140	Raffo, Tommy (1987-90)	Assists	385	Young, Pete (1987-89)	Assists	21	Kelley, Mike (1976-79)
Chances	2,327	Rea, Wes (2012-15)	Chances	548	Young, Pete (1987-89)	Chances	586	Mangum, Jake (2016-19)
Fielding Pct.	.991	Rea, Wes (2012-15)	Fielding Pct.	.935	Daniel, Chuck (1989-92)	Fielding Pct.	.996	Robson, Jacob (2013-16)
	.991	Allen, Tanner (2018-21)				CATCHER		
SECOND BASE			Putouts	387	Maniscalco, Matthew (2000-03)	Putouts	1,280	Tanner, Logan (2020-22)
Putouts	398	Rea, Jeffrey (2004-07)	Assists	782	Maniscalco, Matthew (2000-03)	Assists	169	Skelton, Dustin (2017-19)
Assists	619	Rea, Jeffrey (2004-07)	Chances	1,221	Maniscalco, Matthew (2000-03)	Chances	1,361	Tanner, Logan (2020-22)
Chances	1,060	Rea, Jeffrey (2004-07)	Fielding Pct.	.973	Heck, Seth (2014-15)	Fielding Pct.	.993	Robinson, Jim (1988-90) Collins, Gavin (2014-16) Tanner, Logan (2020-22)
Fielding Pct.	.994	Yeager, RJ (2022)						

SCORING MARGIN

SCORED VS. ALL OPPONENTS (* - SEC opponent)				ALLOWED TO ALL OPPONENTS (* - SEC opponent)			
30	at Jackson State	32-2	1988	25*	Tennessee	2-27	2022
29	vs. Mississippi Valley State	29-0	1999	23*	Vanderbilt	3-26	2023
27*	vs. Kentucky	29-2	1941	22	at Florida State	2-24	1966
26	vs. Mississippi Valley State	27-1	1998	21*	at LSU	0-21	1946
24	vs. Northwestern	27-3	1937	20	at Vanderbilt	0-20	1923
23	vs. Mississippi College	23-0	1991	19*	vs. Alabama	10-29	1943
23*	vs. LSU	26-3	1942	19*	at Alabama	1-20	1946
23	vs. UNC Charlotte	24-1	1999	18*	vs. Tennessee	4-22	1998
23	vs. Arkansas-Little Rock	27-4	1999	18*	at LSU	1-19	1946
23	vs. Jackson State	23-0	2000	18*	vs. Florida	0-18	2011
23	vs. Alcorn State	27-4	2010	17*	vs. Alabama	0-17	1935
22	vs. Delta State	24-2	1990	17*	South Carolina	3-20	2007
22	vs. Quincy College	22-0	1986	16*	at LSU	5-21	1940
22	vs. Livingston	26-4	1985	15	vs. Memphis	8-23	1962
22	vs. Mississippi College	25-3	1978	15*	at Arkansas	1-16	1995
22	vs. Arkansas-Little Rock	22-0	1999	15*	Auburn	20-15	2019
SCORED VS. SEC OPPONENTS				ALLOWED TO SEC OPPONENTS			
27	vs. Kentucky	29-2	1941	25	Tennessee	2-27	2022
23	vs. LSU	26-3	1942	23	Vanderbilt	3-26	2023
19	at Vanderbilt	27-8	1956	21	at LSU	0-21	1946
19	vs. LSU	25-6	1934	19	vs. Alabama	10-29	1943
18	vs. Georgia	25-7	1988	19	at Alabama	1-20	1946
18	vs. Tulane	22-4	1958	18	vs. Tennessee	4-22	1998
18	vs. Florida	20-2	2000	18	at LSU	1-19	1946
17	at Ole Miss	17-0	1990	18	vs. Florida	0-18	2011
17	vs. Ole Miss	27-10	1983	17	vs. Alabama	0-17	1935
17	at Georgia	20-3	2022	17	vs. South Carolina	3-20	2007
16	at South Carolina	16-0	1998	16	at LSU	5-21	1940
16	vs. Georgia	22-6	1990	16	vs. LSU	1-17	2011
15	at Vanderbilt	19-4	1989	15	at Arkansas	1-16	1995
15	at Alabama	15-0	1982	15	Auburn	20-15	2019
15	at Ole Miss	21-6	1997	14	at Auburn	5-19	1994
				14	at Alabama	2-16	1982
				14	vs. LSU	2-16	1951
				14	at LSU	3-17	2010
				14	at Kentucky	3-17	2023



RECORDS

TEAM RECORDS

SINGLE-GAME RECORDS

AT-BATS	
65	vs. LSU, 5/22/2019 (17 inn.)
RUNS	
32	vs. Jackson State, 4/29/1988
HITS	
30	vs. Kentucky, 4/30/1989
DOUBLES	
11	vs. Georgia, 3/12/1988
TRIPLES	
5	vs. Southern Miss, 3/25/1979
HOME RUNS	
6	South Carolina, 5/26/1984 North Alabama, 4/6/1988 Jackson State, 4/29/1988 vs. Kentucky, 4/30/1989 at UAB, 3/18/2008 vs. UT Martin, 4/5/2022

RUNS BATTED IN	
31	vs. Jackson State, 4/29/1988
TOTAL BASES	
53	vs. Kentucky, 4/30/1989
WALKS (Offensive)	
21	vs. UNLV, 3/15/1981 (DH-1)
STOLEN BASES	
10	Arkansas-Pine Bluff, 3/14/2017
INNINGS PITCHED	
17.0	at Ole Miss, 4/29/2007 vs. Missouri, 5/21/2013 vs. LSU, 5/22/2019
MOST RUNS ALLOWED	
27	vs. Tennessee, 5/19/2022

STRIKEOUTS (Pitching)	
26	vs. LSU, 1909
WALKS (Pitching)	
17	Baylor, 3/9/2008
PUTOUTS	
51	vs. Missouri, 5/21/2013 vs. LSU, 5/22/2019
ASSISTS	
25	vs. Arkansas State, 3/22/1976 (DH-1)
CHANCES	
70	vs. LSU, 5/22/2019
ERRORS	
10	vs. Memphis, 1962

SEASON RECORDS

GAMES PLAYED	
71	1990, 2013
68	1989, 1997, 2018, 2021
67	2017, 2019
65	1985, 1998
64	1988, 2005, 2012
WINS (Overall)	
54	1989
52	2019
51	2013
50	1985, 1990, 2021
47	1997
LOSSES (Overall)	
33	2008, 2010
30	2015, 2022
29	2009, 2018
27	2017
26	2023
WINNING % (Overall)	
.800	1970, 1979
.796	1962
.794	1989
.776	2019
.769	1985
WINNING STREAK (Overall)	
18	2006
17	2013
15	1987
14	1985, 2019
13	1970, 1976, 1979, 1981, 1999, 2015
LOSING STREAK (Overall)	
11	2010
9	1975, 2022
7	2023
6	1987, 1995, 2004, 2015
BATTING AVERAGE	
.335	1999
.332	1997
.328	1977
.325	1998
.324	1988
AT-BATS	
2,510	1990
2,482	1997
2,451	1989
2,432	2013
2,417	2018
HITS	
823	1997
787	1999
784	1990
778	1989
767	1998
HITS PER GAME	
12.5	1999
12.1	1997
11.8	1998
11.4	1989
11.3	1996

RUNS SCORED	
633	1997
618	1989
596	1999
560	1990
542	1998
RUNS PER GAME	
9.5	1999
9.3	1997
9.1	1989
9.0	1983
8.4	1988, 2000
DOUBLES	
166	2019
157	1989
156	1999
146	1998
145	1988
TRIPLES	
33	1979
26	2000
24	1971
23	1977
21	1978, 1990
HOME RUNS	
97	1998
96	1989
95	2022
91	2023
83	1984, 1997
RUNS BATTED IN	
575	1997
549	1989
541	1999
498	1998
491	1988
WALKS	
405	1989
362	1990
355	1981
354	1983
352	1985

STRIKEOUTS (Offensive)	
561	2017
503	2018
486	2024
461	2009, 2022
455	2021
STOLEN BASES	
138	1978
103	1981
100	1979
98	1990
89	2011
INNINGS PITCHED	
642.1	2013
616.0	1990
614.2	2018
603.2	2021
601.1	1989
HITS ALLOWED	
668	1997
637	2007
628	2010, 2018
595	2008
590	1996
EARNED RUN AVERAGE	
1.61	1957
1.67	1970
2.29	1974
2.36	1969
2.38	1962
RUNS ALLOWED	
441	2008
440	2010
416	1997
410	2023
387	2009
WALKS ALLOWED	
357	2017
321	2023
274	2008
268	1997
266	2018, 2021
STRIKEOUTS (Pitching)	
817	2021
718	2019
655	1997
639	2024
619	2018
COMPLETE GAMES	
42	1981
32	1972
31	1970
30	1971
25	1979
SHUTOUTS	
10	1990
9	1970, 1992, 2016
8	1972, 1973, 1976, 1985, 1989, 2001, 2002, 2014, 2021

SAVES	
26	2017
24	2013
21	1998, 2012
19	2016
18	1994, 2021
FIELDING PERCENTAGE	
.983	2022
.981	2014
.980	2017, 2024
.977	2015
.975	2016, 2021
PUTOUTS	
1,927	2013
1,848	1990
1,844	2018
1,811	2021
1,804	1989
ASSISTS	
834	2013
786	2012
779	1989
766	2014
754	1990
ERRORS	
124	1994
111	1995
110	1985
107	1996, 1997
DOUBLE PLAYS	
80	2013
71	2012
69	1997
68	1985, 2006
63	1990, 2003, 2015, 2018

WINS (SEC games)	
21	2016
20	1989, 2019, 2021
19	1997
18	1984, 2014
17	1979, 1981, 1983, 1988, 1990, 1993, 1996, 2000, 2001, 2003, 2017, 2024
LOSSES (SEC games)	
24	2010
22	2015
21	2008, 2022, 2023
20	2009
17	2006, 2004
WINNING % (SEC games)	
.906	1962
.895	1979
.813	1949
.800	1953, 1989
.783	1984
WINNING STREAK (SEC games)	
14	1989
11	1979
10	1981, 2016
8	1970, 1983, 1992, 2003
7	1937, 1948, 1987, 1998
LOSING STREAK (SEC games)	
14	2010
13	1975
11	2022
8	2023
7	1939, 1946, 1952, 1959, 2002, 2004, 2023



YEARLY TEAM LEADERS (OFFENSIVE)

YEAR	G	AB	R	H	2B	3B	HR	RBI	AVG	BB	SO	SB-SBA	PO	A	E	FLD%
1949	25	877	169	245	38	8	5	122	.279	9	—	9	649	263	38	.960
1950	19	615	139	167	24	7	10	112	.272	—	—	18	—	—	—	—
1951	20	714	144	213	29	10	8	115	.298	—	—	30	546	229	39	.952
1952	23	629	134	184	21	9	3	110	.293	—	—	23	477	235	133	.956
1953	22	770	144	217	25	8	10	112	.282	—	—	15	586	244	27	.969
1954	—	—	—	—	—	—	—	—	—	—	—	—	—	—	—	—
1955	19	656	111	180	15	12	6	93	.274	—	—	16	489	206	64	.916
1956	20	660	138	180	35	13	6	92	.273	—	—	8	480	187	52	.928
1957	18	544	98	140	15	10	6	74	.257	—	—	13	453	187	33	.951
1958	24	739	153	211	30	14	13	127	.286	—	—	15	—	—	—	—
1959	25	827	101	198	20	4	9	82	.239	—	—	—	—	—	—	—
1960	27	848	175	219	21	12	20	134	.259	—	—	28	—	—	50	—
1961	19	643	125	176	29	6	13	95	.274	—	—	15	505	172	25	.946
1962	26	905	170	247	38	10	33	147	.273	—	—	36	714	227	44	.955
1963	28	964	158	272	35	12	17	135	.281	—	—	36	759	260	41	.961
1964	29	945	138	232	36	11	19	119	.245	—	—	32	—	—	—	—
1965	26	772	120	219	33	9	17	102	.284	—	—	—	—	—	—	—
1966	31	1,030	158	257	42	10	20	132	.250	123	184	13	—	—	—	—
1967	31	967	124	249	36	18	9	108	.259	—	—	—	738	317	49	.956
1968	33	997	139	246	34	15	14	118	.247	98	218	43	808	334	58	.952
1969	30	960	141	259	31	15	19	112	.270	84	155	27	747	275	52	.958
1970	40	1,206	189	336	49	19	23	154	.279	115	220	33	961	306	44	.966
1971	44	1,435	249	417	56	24	30	214	.290	136	358	48	1,102	421	56	.965
1972	40	1,080	164	285	36	15	26	149	.264	130	178	25	867	351	53	.958
1973	31	826	111	209	27	4	12	100	.253	79	115	33	657	216	25	.972
1974	27	767	99	183	30	12	10	81	.239	86	75	13	601	243	37	.958
1975	40	1,052	114	226	42	6	8	97	.215	113	159	39	877	372	74	.944
1976	45	1,293	182	319	42	11	13	145	.247	164	152	50	1,068	424	86	.946
1977	48	1,591	372	522	90	23	26	331	.328	255	157	75	1,155	444	69	.959
1978	56	1,849	419	537	74	21	39	348	.290	297	222	138-162	1,371	572	86	.958
1979	60	1,998	473	622	109	33	36	426	.311	310	242	100-129	1,501	649	102	.955
1980	50	1,576	278	416	62	13	19	247	.264	259	219	83-99	1,240	523	85	.954
1981	63	2,088	515	637	120	18	77	458	.305	355	330	103-139	1,552	667	90	.961
1982	51	1,660	363	494	76	8	41	315	.298	266	224	68-89	1,211	564	82	.956
1983	57	1,949	515	614	117	17	72	461	.315	354	290	86-115	1,415	710	95	.957
1984	61	2,025	505	611	106	19	83	461	.302	345	304	74-102	1,502	702	94	.959
1985	65	2,130	504	628	135	13	74	444	.295	352	322	84-110	1,593	682	110	.954
1986	55	1,768	369	513	75	17	57	337	.290	291	315	87-110	1,356	602	89	.957
1987	61	2,085	429	625	117	14	69	396	.300	308	410	44-60	1,554	671	78	.966
1988	64	2,215	537	717	145	16	73	491	.324	324	420	51-71	1,617	682	95	.960
1989	68	2,451	618	778	157	11	96	549	.317	405	440	49-74	1,804	779	104	.961
1990	71	2,510	560	784	135	21	53	490	.312	362	437	98-139	1,848	754	103	.962
1991	63	2,091	428	595	121	11	47	371	.285	314	448	37-68	1,631	682	89	.963
1992	62	2,097	349	563	97	14	39	315	.268	298	410	49-75	1,653	656	91	.962
1993	62	2,125	394	633	128	18	68	370	.298	280	377	24-46	1,602	686	84	.965
1994	59	2,034	381	560	152	14	54	342	.275	287	434	40-68	1,570	675	124	.948
1995	59	2,037	398	575	130	20	51	349	.282	269	435	68-88	1,532	663	111	.952
1996	62	2,251	444	701	141	12	69	402	.311	267	403	56-85	1,654	690	107	.956
1997	68	2,482	633	823	128	20	83	575	.332	310	422	69-96	1,801	708	107	.959
1998	65	2,362	542	767	146	17	97	498	.325	263	395	75-89	1,712	671	90	.964
1999	63	2,349	596	787	156	19	82	541	.335	300	427	37-50	1,676	645	62	.974
2000	61	2,203	513	682	142	26	69	459	.310	301	396	49-62	1,625	632	84	.964
2001	63	2,172	381	594	80	16	38	338	.273	297	423	52-74	1,702	680	85	.966
2002	59	2,103	446	637	125	11	46	411	.303	274	411	44-64	1,551	657	79	.965
2003	63	2,280	416	694	131	15	49	383	.304	222	436	56-74	1,718	713	64	.974
2004	59	2,126	379	660	106	15	59	354	.310	209	387	39-62	1,589	620	87	.962
2005	64	2,226	382	662	115	16	34	346	.297	226	422	35-49	1,675	689	76	.969
2006	60	2,172	438	668	127	11	55	397	.308	281	410	49-58	1,600	651	92	.961
2007	60	2,191	419	692	126	10	51	384	.316	205	401	42-63	1,618	569	81	.964
2008	56	1,979	351	571	103	6	53	313	.289	252	448	47-61	1,481	602	76	.965
2009	54	1,812	356	540	103	11	61	338	.298	250	461	72-93	1,397	524	64	.969
2010	56	1,923	412	569	112	13	68	378	.296	264	431	57-73	1,459	632	90	.959
2011	63	2,106	380	591	102	17	30	338	.281	265	414	89-120	1,662	632	64	.973
2012	64	2,085	287	524	97	5	21	255	.251	261	443	45-72	1,755	786	81	.969
2013	71	2,432	414	713	104	15	30	370	.293	287	433	59-79	1,927	834	82	.971
2014	63	2,094	311	575	70	9	16	282	.275	273	372	68-95	1,714	766	48	.981
2015	54	1,821	285	493	87	8	22	244	.271	253	315	47-62	1,448	724	50	.977
2016	63	2,216	405	682	132	17	47	376	.308	235	378	51-63	1,701	682	61	.975
2017	67	2,282	373	648	116	15	59	339	.284	223	561	75-113	1,798	647	49	.980
2018	68	2,417	408	670	141	14	45	367	.277	247	503	34-46	1,844	657	70	.973
2019	67	2,400	530	755	166	10	64	482	.315	284	432	61-80	1,800	640	69	.973
2020***	16	524	85	136	26	2	11	77	.260	70	117	11-18	426	130	19	.967
2021	68	2,314	476	644	122	13	75	437	.278	306	455	74-92	1,811	515	60	.975
2022	56	1,946	389	539	96	5	95	359	.277	253	461	44-54	1,469	452	34	.983
2023	53	1,759	396	503	104	4	91	368	.286	303	396	74-82	1,359	381	65	.964
2024	63	2,094	423	586	101	7	79	391	.280	310	486	67-82	1,659	452	42	.980

*** - The 2020 season was canceled prior to the start of SEC play due to the COVID-19 pandemic, with no NCAA Division I games played following March 12. All records and statistics count.

RECORDS

YEARLY TEAM LEADERS (PITCHING)



YEAR	G	W-L	PCT	ERA	SV	CG	SHO	IP	H	R	ER	BB	SO	HR	BK	HB	WP
1949	25	19-6	.760	2.62	1	20	0	216.1	179	102	63	79	125	8	—	—	—
1950	19	13-6	.684	3.74	—	—	1	169.0	149	87	70	52	88	—	—	—	—
1951	20	11-9	.550	4.87	—	—	1	182.0	143	132	98	146	144	—	—	—	—
1952	23	12-11	.522	4.36	—	—	1	159.0	153	100	77	104	62	—	—	—	—
1953	22	15-7	.682	—	—	—	4	206.0	170	82	—	85	115	—	—	—	—
1954	—	—	—	—	—	—	—	—	—	—	—	—	—	—	—	—	—
1955	19	9-10	.474	4.26	—	—	1	163.0	188	117	89	96	100	—	—	—	—
1956	20	11-9	.550	—	—	14	2	160.0	149	93	69	116	—	—	—	—	—
1957	15	10-5	.667	1.61	—	—	3	151.0	93	39	27	64	106	—	—	4	—
1958	24	14-10	.583	3.38	—	—	1	189.0	179	97	71	96	150	—	—	—	—
1959	—	—	—	—	—	—	—	—	—	—	—	—	—	—	—	—	—
1960	27	16-11	.593	3.88	—	6	2	215.2	191	119	93	111	168	—	—	—	—
1961	19	12-7	.632	2.46	—	7	1	168.1	126	62	46	102	164	10	—	—	—
1962	26	21-5	.808	2.38	—	18	4	238.0	172	84	63	108	234	—	—	—	—
1963	28	17-11	.607	2.95	—	—	3	253.0	185	108	83	118	238	10	—	—	—
1964	29	17-12	.586	2.70	—	—	4	266.2	179	110	80	144	210	—	—	—	—
1965	26	16-10	.615	2.53	—	—	5	231.2	165	86	65	124	212	6	—	—	—
1966	31	20-11	.645	3.00	—	19	3	270.0	220	114	90	127	249	13	—	—	—
1967	31	17-14	.548	3.82	—	16	3	250.1	249	130	106	97	199	9	—	—	—
1968	33	16-17	.485	3.27	—	17	2	269.1	276	131	98	74	209	14	—	—	—
1969	30	20-10	.667	2.36	—	22	5	259.0	210	91	68	85	187	7	—	—	—
1970	40	32-8	.800	1.67	—	31	9	323.1	247	88	60	95	273	6	—	—	—
1971	44	32-12	.727	3.28	—	30	6	366.2	334	174	134	148	279	11	—	—	—
1972	40	24-16	.600	2.43	—	32	8	289.0	208	112	80	113	251	16	—	—	—
1973	31	16-14	.533	3.21	1	23	8	219.0	188	102	78	90	166	17	—	—	—
1974	27	13-14	.481	2.29	—	15	5	200.1	142	76	51	103	144	9	—	—	—
1975	40	16-24	.400	3.69	6	14	6	292.1	236	161	120	181	170	8	—	—	23
1976	45	28-17	.622	2.88	4	21	8	356.0	313	155	114	174	249	15	—	—	13
1977	48	33-15	.688	3.65	7	20	4	385.0	335	214	156	189	275	34	—	—	19
1978	56	38-18	.679	4.18	8	24	0	457.0	460	280	212	215	268	51	—	—	14
1979	60	48-12	.800	3.40	13	25	6	500.1	437	258	189	254	327	30	—	—	26
1980	50	31-19	.620	3.33	7	19	6	413.1	389	207	153	167	237	24	—	—	18
1981	63	46-17	.730	4.21	7	42	2	517.1	563	310	242	224	341	37	—	—	34
1982	51	28-23	.549	4.48	6	17	5	403.2	418	268	201	187	218	32	—	—	28
1983	57	42-15	.737	4.60	10	13	4	471.2	520	320	241	220	271	33	—	—	32
1984	61	45-16	.738	4.17	6	24	2	500.2	503	297	232	240	369	42	—	—	40
1985	65	50-15	.769	3.34	11	20	8	531.0	491	267	197	234	410	38	—	—	34
1986	55	34-21	.618	4.28	6	10	4	452.0	485	282	215	173	370	48	—	—	30
1987	61	39-22	.639	4.86	8	13	6	517.0	538	322	279	244	399	58	6	13	48
1988	64	44-20	.688	3.91	17	2	5	539.0	545	298	234	237	440	37	6	26	32
1989	68	54-14	.794	3.73	13	3	8	601.1	580	315	249	256	414	41	8	15	40
1990	71	50-21	.704	3.78	12	12	10	616.0	567	314	259	244	454	45	5	35	27
1991	63	42-21	.667	3.77	13	5	5	543.2	515	278	228	261	450	42	3	38	37
1992	62	40-22	.645	3.22	12	10	9	551.0	509	261	197	209	504	28	2	34	47
1993	62	41-21	.661	3.74	14	9	5	534.0	533	284	222	235	455	35	3	25	59
1994	59	36-23	.610	4.16	18	8	4	523.1	529	334	242	239	479	29	3	32	36
1995	59	34-25	.576	3.58	9	9	6	510.2	521	278	203	194	454	19	2	28	65
1996	62	38-24	.613	4.00	10	14	1	551.1	590	326	245	226	527	45	6	47	47
1997	68	47-21	.691	5.07	16	5	1	600.1	668	416	338	268	655	78	6	26	70
1998	65	42-23	.646	4.97	21	1	4	570.2	627	373	315	233	564	78	7	25	60
1999	63	42-21	.666	4.08	11	5	6	558.2	534	292	252	265	582	39	4	36	58
2000	61	41-20	.683	4.79	15	3	4	541.2	554	331	288	253	502	40	6	43	5
2001	63	39-24	.619	3.73	13	1	8	567.1	534	283	235	210	539	38	9	55	42
2002	59	34-24	.586	4.30	7	1	8	517.0	534	305	247	182	406	38	8	50	42
2003	63	42-20	.677	3.58	10	4	4	572.2	528	281	228	233	493	33	16	46	36
2004	59	35-24	.593	4.47	9	2	3	529.2	548	314	263	183	428	42	6	35	34
2005	64	42-24	.656	3.51	12	5	3	558.1	569	274	218	199	431	42	8	41	39
2006	60	37-23	.617	4.22	10	5	1	533.1	572	302	250	162	409	49	8	48	32
2007	60	38-22	.633	4.86	18	3	1	539.1	637	350	291	166	496	53	12	50	32
2008	56	23-33	.411	6.82	8	1	2	493.2	595	441	374	274	451	61	5	59	54
2009	54	25-29	.463	6.57	12	5	1	465.2	566	387	340	246	365	66	7	63	52
2010	56	23-33	.411	6.90	7	4	1	486.1	628	440	373	253	387	62	5	60	52
2011	63	38-25	.603	4.39	16	1	6	554.0	572	311	270	227	481	37	5	44	63
2012	64	40-24	.625	2.58	21	3	6	585.0	516	219	168	181	536	17	6	55	40
2013	71	51-20	.718	2.79	24	3	6	642.1	533	255	199	234	588	21	5	68	34
2014	63	39-24	.619	3.06	16	4	8	571.1	514	228	194	211	513	13	6	60	70
2015	54	24-30	.444	4.51	9	5	0	482.2	495	279	242	199	395	39	1	62	52
2016	63	44-18	.698	3.35	19	5	9	567.0	525	249	211	208	576	29	6	59	49
2017	67	40-27	.597	4.94	26	2	3	599.1	540	353	329	357	562	40	8	71	74
2018	68	39-29	.573	4.42	14	—	3	614.2	628	341	302	266	619	45	6	66	76
2019	67	52-15	.776	3.49	16	1	5	600.0	506	269	233	232	718	38	4	57	57
2020 ***	16	12-4	.750	2.85	4	—	1	142.0	96	58	45	61	180	4	3	11	26
2021	68	50-18	.735	4.04	18	—	8	603.2	494	304	271	266	817	72	6	49	69
2022	56	26-30	.464	6.07	4	—	—	489.2	494	354	330	263	592	81	2	49	38
2023	53	27-26	.509	7.01	7	—	—	453.0	481	410	353	321	538	90	2	66	52
2024	63	40-23	.635	4.17	11	—	3	553.0	481	277	256	217	639	63	4	53	28

*** - The 2020 season was canceled prior to the start of SEC play due to the COVID-19 pandemic, with no NCAA Division I games played following March 12. All records and statistics count.



YEARLY INDIVIDUAL LEADERS (OFFENSIVE)

AT-BATS			RUNS SCORED			HITS			BATTING AVERAGE		
Year	Player	ABs	Year	Player	R	Year	Player	H	Year	Player	AVG.
1949	Jimmy Bragan	111	1949	Jimmy Bragan	26	1949	Jimmy Bragan	41	1949	Jimmy Bragan	.369
1950	Dan Murphy	72	1950	Jimmy Bragan, Dan Murphy	22	1950	Jimmy Bragan	26	1950	Jimmy Bragan	.371
1951	Frank Bragan	87	1951	Dan Murphy	21	1951	Frank Bragan	28	1951	Gerald Walker	.329
1952	Bill Hinton	77	1952	Bill Hinton	23	1952	Dan Murphy	28	1952	Dan Murphy	.389
1953	Bill Hinton	91	1953	Frank Bragan	26	1953	Frank Bragan	32	1953	Frank Bragan	.360
1954	Doug Litton	61	1954	Charles Dickinson	16	1954	Jackie Parker	23	1954	Jackie Parker	.418
1955	Terry Murphy	78	1955	Braxton Nail	20	1955	Braxton Nail	27	1955	Braxton Nail	.380
1956	Charles Dickinson	75	1956	Charles Dickinson	18	1956	Charles Dickinson	26	1956	Don Gardiner	.348
1957	James McNally, Molly Halbert	60	1957	Don Gardiner	19	1957	James McNally	20	1957	James McNally	.333
1958	Larry Gore	87	1958	Charles Turner	24	1958	Charles Turner, Larry Gore	32	1958	Charles Turner	.395
1959	Gary Dempsey	91	1959	Larry Gore	14	1959	Larry Gore	28	1959	Don McNair	.325
1960	Larry Adams	108	1960	Larry Adams	30	1960	Gary Dempsey	36	1960	Gary Dempsey	.371
1961	Gary Dempsey	78	1961	Larry Brannon	16	1961	Gary Dempsey	24	1961	Hal Green	.339
1962	Bill Etheridge	100	1962	Bill Etheridge	23	1962	Bill Etheridge	37	1962	Bill Etheridge	.370
1963	Bill Etheridge	119	1963	Wayne Meadows	22	1963	Wayne Meadows	42	1963	Wayne Meadows	.368
1964	Aubrey Nichols	107	1964	Aubrey Nichols	20	1964	Wayne Meadows	30	1964	Russ Gatlin	.348
1965	Mike Burns, Del Unser	99	1965	Del Unser	24	1965	Mike Burns	33	1965	Mike Burns	.333
1966	Mike Burns	122	1966	Del Unser	31	1966	Del Unser	39	1966	Del Unser	.333
1967	Jim Howarth	124	1967	Jim Howarth	21	1967	Jim Howarth	36	1967	Gary Washington	.330
1968	Jim Howarth	114	1968	Jocko Potts	23	1968	Jim Howarth	40	1968	Sammy Fletcher	.364
1969	Bobby Crosswell	116	1969	Ted Milton	26	1969	Ted Milton	32	1969	Tom Miller	.349
1970	Dave Phares	151	1970	Dave Phares	33	1970	Dave Phares	49	1970	Ted Milton	.328
1971	Bobby Crosswell	175	1971	Phil Still	42	1971	Phil Still	53	1971	Donnie Davis	.368
1972	Ted Milton, Rick Counts	123	1972	Rick Spica, Wayne Pinkerton	22	1972	Rick Spica	39	1972	Rick Spica	.328
1973	Joe Bob Cole	104	1973	Wayne Pinkerton	19	1973	Joe Bob Cole	30	1973	Rick Counts	.311
1974	Wayne Pinkerton	98	1974	Wayne Pinkerton	19	1974	Wayne Pinkerton	30	1974	Rick Davidson	.321
1975	Larry Buckley, Bill Montgomery	124	1975	Steve Hill	16	1975	Steve Hill	39	1975	Steve Hill	.317
1976	Mike Kelley	163	1976	Ken Lee	24	1976	Mike Kelley	50	1976	Mike Kelley	.307
1977	Mike Kelley	193	1977	Mike Kelley, Howie McCann	53	1977	Mike Kelley	74	1977	Nat Showalter	.459
1978	Del Bender	214	1978	Del Bender	54	1978	Russ Aldrich	73	1978	Russ Aldrich	.343
1979	Mike Kelley	235	1979	Mike Kelley	74	1979	Mike Kelley	94	1979	Mike Kelley	.400
1980	Randy Schlosser	188	1980	Mark Gillaspie	34	1980	Mark Gillaspie	54	1980	Mark Gillaspie	.348
1981	Dave Klipstein	251	1981	Mark Gillaspie	81	1981	Mark Gillaspie	85	1981	Mark Gillaspie	.410
1982	Dave Klipstein	200	1982	Mike Bradford	49	1982	Dave Klipstein	77	1982	Dave Klipstein	.385
1983	Rafael Palmeiro	234	1983	Dan Van Cleve	80	1983	Rafael Palmeiro	95	1983	Rafael Palmeiro	.406
1984	Dan Van Cleve	240	1984	Rafael Palmeiro	87	1984	Rafael Palmeiro	98	1984	Rafael Palmeiro	.415
1985	Rafael Palmeiro	250	1985	Will Clark	75	1985	Will Clark	94	1985	Will Clark	.420
1986	Brad Hildreth	210	1986	Brad Hildreth	48	1986	Dan Paradoa	77	1986	Dan Paradoa	.376
1987	Dan Paradoa	236	1987	Burke Masters	53	1987	Dan Paradoa	82	1987	Dan Paradoa	.347
1988	John Cohen	253	1988	Pete Young	66	1988	John Cohen	84	1988	Jody Hurst	.371
1989	Tommy Raffo	266	1989	Jody Hurst	79	1989	Tommy Raffo	102	1989	Tommy Raffo	.383
1990	David Mitchell	287	1990	Burke Masters	73	1990	Tommy Raffo	97	1990	Tommy Raffo	.358
1991	Steve Hegan	245	1991	Steve Hegan	61	1991	Steve Hegan	76	1991	Jimmy Gammill	.374
1992	Steve Hegan	238	1992	Paul Petrusis	53	1992	Paul Petrusis	79	1992	Paul Petrusis	.338
1993	Paul Petrusis	247	1993	Rex Buckner	52	1993	Rex Buckner	84	1993	Rex Buckner	.349
1994	Scott Tribolet	242	1994	Scott Tribolet	61	1994	Scott Tribolet	74	1994	Ricky Joe Redd	.324
1995	Scott Tribolet	217	1995	Scott Tribolet	56	1995	Scott Tribolet	63	1995	Brian Clark	.314
1996	Rob Hauswald	254	1996	Rob Hauswald	63	1996	Rob Hauswald	63	1996	Adam Piatt	.370
1997	Richard Lee	276	1997	Brooks Bryan	81	1997	Richard Lee	100	1997	Richard Lee	.362
1998	Rusty Thoms	268	1998	Brad Freeman	73	1998	Brian Wiese	103	1998	Brian Wiese	.412
1999	Brian Wiese	252	1999	Brian Wiese	74	1999	Travis Chapman	99	1999	Travis Chapman	.403
2000	Shane Kelly	269	2000	Shane Kelly	75	2000	Shane Kelly	87	2000	Ty Martin	.352
2001	Matthew Maniscalco	244	2001	Michael Brown	47	2001	Jon Knott	70	2001	Jon Knott	.359
2002	Matthew Maniscalco	254	2002	Matthew Brinson	61	2002	Steve Gendron	84	2002	Steve Gendron	.351
2003	Matthew Maniscalco	278	2003	Matthew Maniscalco	57	2003	Matthew Maniscalco	94	2003	Robby Goodson	.358
2004	Steve Gendron	263	2004	Brad Corley	60	2004	Brad Corley	93	2004	Brad Corley	.380
2005	Brad Corley	263	2005	Brad Jones	48	2005	Brad Corley	83	2005	Joseph McCaskill	.377
2006	Jeffrey Rea	250	2006	Edward Easley	60	2006	Jeffrey Rea	94	2006	Thomas Berkery	.383
2007	Jeffrey Rea	245	2007	Edward Easley	59	2007	Edward Easley	87	2007	Brandon Turner	.399
2008	Russ Sneed	215	2008	Grant Hogue	47	2008	Grant Hogue	63	2008	Connor Powers	.348
2009	Connor Powers	196	2009	Connor Powers	49	2009	Russ Sneed	62	2009	Scott DeLoach	.353
2010	Connor Powers	214	2010	Nick Vickerson	58	2010	Connor Powers	81	2010	Connor Powers	.379
2011	C.T. Bradford	244	2011	Nick Vickerson	57	2011	Jarrod Parks	77	2011	Jarrod Parks	.363
2012	Adam Frazier	245	2012	Adam Frazier	45	2012	Adam Frazier	91	2012	Adam Frazier	.371
2013	Adam Frazier	304	2013	Adam Frazier	62	2013	Adam Frazier	* 107	2013	Adam Frazier	.352
2014	Brett Pirtle	240	2014	Brett Pirtle	35	2014	Brett Pirtle	87	2014	Brett Pirtle	.363
2015	Jacob Robson	185	2015	Jacob Robson	41	2015	Jacob Robson	60	2015	Jacob Robson	.324
2016	Nathaniel Lowe	247	2016	Nathaniel Lowe	44	2016	Nathaniel Lowe	86	2016	Jake Mangum	.408
2017	Jake Mangum	278	2017	Brent Rooker	60	2017	Brent Rooker	96	2017	Brent Rooker	.387
2018	Jake Mangum	288	2018	Jake Mangum	63	2018	Jake Mangum	101	2018	Jake Mangum	.351
2019	Jake Mangum	302	2019	Jake Mangum	75	2019	Jake Mangum	* 108	2019	Jake Mangum	.358
2020	***Rowdey Jordan	65	2020	***Rowdey Jordan/Jordan Westburg	17	2020	***Rowdey Jordan	20	2020	Justin Foscue	.321
2021	Rowdey Jordan	269	2021	Rowdey Jordan	74	2021	Tanner Allen	100	2021	Tanner Allen	.383
2022	Kamren James	211	2022	Hunter Hines	51	2022	RJ Yeager/Kamren James	64	2022	RJ Yeager	.317
2023	Hunter Hines	202	2023	Amani Larry	59	2023	Colton Ledbetter	63	2023	Colton Ledbetter	.320
2024	Hunter Hines	249	2024	David Mershon	60	2024	Dakota Jordan	85	2024	Dakota Jordan	.354

BOLD = LED SEC / * = LED NCAA



RECORDS

HOME RUNS			RUNS BATTED IN			STOLEN BASES		
Year	Player	HR	Year	Player	RBI	Year	Player	SB
1949	Alex Grammas	2	1949	Alex Grammas	22	1949	Jimmy Bragan	3
1950	Jimmy Bragan, Don Robinson	3	1950	Jimmy Bragan	20	1950	Jimmy Bragan	7
1951	Bill Hinton	4	1951	Joe Roy Adams	15	1951	Frank Bragan, Dan Murphy	7
1952	Dan Murphy	2	1952	Lewis Gilardoni	17	1952	Bill Hinton	8
1953	Bill Hinton	3	1953	Lewis Gilardoni	21	1953	Frank Bragan	6
1954	Jackie Parker, Braxton Nail	1	1954	Braxton Nail	22	1954	Jackie Parker, Charles Dickinson	11
1955	Braxton Nail	3	1955	Braxton Nail	19	1955	Charles Dickinson	8
1956	Charles Dickinson	2	1956	Terry Murphy	15	1956	Charles Dickinson, Terry Murphy	2
1957	Molly Halbert	4	1957	Molly Halbert	16	1957	Don McNair, Frank Power	3
1958	Jim Boring	5	1958	Charles Turner, Larry Gore	23	1958	Jim Boring	5
1959	B. Craig, J. Goodwin, C. Turner	2	1959	Jim Goodwin	14	1959	Don McNair	8
1960	Gary Dempsey	5	1960	Gary Dempsey	21	1960	Gary Dempsey	6
1961	Larry Brannon	5	1961	Larry Brannon	16	1961	Hal Green, Gary Dempsey	3
1962	H.K. Etheridge	6	1962	H.K. & Bill Etheridge	23	1962	Bill Etheridge	9
1963	H.K. Etheridge	7	1963	H.K. Etheridge	30	1963	Bill Etheridge	7
1964	Mike Burns	4	1964	Russ Gatlin	20	1964	Aubrey Nichols	13
1965	Del Unser	7	1965	Del Unser	23	1965	Del Unser	5
1966	Del Unser	7	1966	Del Unser	22	1966	Del Unser	6
1967	Gary Washington	4	1967	Gary Washington	25	1967	Jim Howarth	7
1968	Jim Howarth	3	1968	Sammy Fletcher	19	1968	Phil Still	9
1969	Ted Milton	8	1969	Ted Milton	21	1969	M. Washington, B. Croswell, J. Potts	6
1970	Fred Yilling	8	1970	Ted Milton	28	1970	Bobby Croswell	12
1971	Phil Still	11	1971	Phil Still	37	1971	Bobby Croswell	10
1972	Rick Counts	7	1972	Rick Counts	28	1972	Wayne Pinkerton	6
1973	Rick Counts	5	1973	Rick Counts	24	1973	Dale Holland	10
1974	Wayne Pinkerton	3	1974	Joe Bob Cole	15	1974	Wayne Pinkerton	4
1975	Steve Hill, Larry Buckley	2	1975	Steve Hill	17	1975	Fred Dunlap	8
1976	Fred Dunlap	6	1976	Fred Dunlap, Mike Kelley	21	1976	Bill Montgomery	14
1977	Del Bender	9	1977	Nat Showalter	44	1977	Mike Kelley	25
1978	Del Bender	17	1978	Del Bender	62	1978	Del Bender	21
1979	Rick Dixon, Bob Kocol	8	1979	Bob Kocol	65	1979	Mike Kelley	27
1980	Bruce Castoria	8	1980	John McDonald	39	1980	Randy Schlosser	19
1981	Bruce Castoria	* 29	1981	Bruce Castoria	98	1981	Dave Klipstein	28
1982	Bruce Castoria	15	1982	Bruce Castoria	59	1982	Dave Klipstein	18
1983	Rafael Palmeiro	18	1983	Brad Winkler	79	1983	Dan Van Cleve	16
1984	Rafael Palmeiro	29	1984	Rafael Palmeiro	94	1984	Dan Van Cleve	15
1985	Will Clark	25	1985	Will Clark	77	1985	Dan Van Cleve	38
1986	John Mitchell	13	1986	Mike McCraney, John Mitchell	57	1986	Barry Winford	18
1987	Tracy Echols	12	1987	John Mitchell	55	1987	Burke Masters	9
1988	Richie Grayum	13	1988	Richie Grayum	68	1988	Barry Winford	11
1989	Tommy Raffo	22	1989	Tommy Raffo	80	1989	Burke Masters	9
1990	Tracy Echols	14	1990	John Cohen	71	1990	Jon Shave	24
1991	Rob Norman	8	1991	Charlie Anderson	49	1991	Steve Hegan	7
1992	Rex Buckner	13	1992	Rex Buckner	50	1992	Chuck Daniel	11
1993	Ricky Joe Redd	13	1993	Drew Williams	52	1993	Paul Petrusis	4
1994	Drew Williams	16	1994	Drew Williams	69	1994	Scott Tribolet	16
1995	David Hayman	17	1995	David Hayman	55	1995	Scott Tribolet	15
1996	Rob Hauswald	16	1996	Rob Hauswald	63	1996	Damian Scioneaux	15
1997	Richard Lee	19	1997	Richard Lee	90	1997	Damian Scioneaux	20
1998	Richard Lee	19	1998	Richard Lee	85	1998	Brad Freeman, Rusty Thoms	16
1999	Brian Wiese	19	1999	Brian Wiese	66	1999	Brian Wiese	8
2000	Jon Knott	16	2000	Jon Knott	66	2000	Shane Kelly	17
2001	Jon Knott	8	2001	Josh West	49	2001	Phillip Willingham	11
2002	Matthew Brinson	14	2002	Matthew Brinson	71	2002	Matthew Maniscalco	12
2003	Matthew Brinson	8	2003	Matthew Brinson	49	2003	Matthew Maniscalco	20
2004	Brad Corley	19	2004	Craig Tatum	60	2004	Jeffrey Rea	11
2005	Thomas Berkery	7	2005	Thomas Berkery	55	2005	Joseph Hunter	8
2006	Brian LaNinfa	11	2006	Brian LaNinfa	50	2006	Jeffrey Rea	14
2007	Edward Easley	12	2007	Edward Easley	63	2007	Jeffrey Rea	13
2008	Tyler Moore	14	2008	Tyler Moore	46	2008	Grant Hogue	25
2009	Connor Powers	19	2009	Connor Powers	63	2009	Grant Hogue	29
2010	Connor Powers	16	2010	Connor Powers	68	2010	Nick Vickerson	10
2011	Nick Vickerson	9	2011	Nick Vickerson	37	2011	Nick Vickerson	28
2012	Trey Porter, Wes Rea	5	2012	Wes Rea	41	2012	Adam Frazier	9
2013	Hunter Renfroe	16	2013	Hunter Renfroe	65	2013	Adam Frazier, Hunter Renfroe	9
2014	Wes Rea	5	2014	Wes Rea	41	2014	Derrick Armstrong	14
2015	Wes Rea	6	2015	Wes Rea	38	2015	Jacob Robson	21
2016	Brent Rooker	11	2016	Brent Rooker	54	2016	Jacob Robson	18
2017	Brent Rooker	23	2017	Brent Rooker	82	2017	Brent Rooker	18
2018	Elijah MacNamee	8	2018	Tanner Allen	45	2018	Jake Mangum	14
2019	Justin Foscue	14	2019	Tanner Allen	66	2019	Jake Mangum	22
2020	***Four Tied	2	2020	***Justin Foscue	16	2020	***Rowdey Jordan	3
2021	Logan Tanner	15	2021	Tanner Allen	66	2021	Kamren James	20
2022	RJ Yeager	18	2022	RJ Yeager	56	2022	Kamren James	14
2023	Hunter Hines	22	2023	Hunter Hines	61	2023	Amani Larry	19
2024	Dakota Jordan	20	2024	Dakota Jordan	72	2024	David Mershon	27

*** - The 2020 season was canceled prior to the start of SEC play due to the COVID-19 pandemic, with no NCAA Division I games played following March 12. All records and statistics count.

BOLD = LED SEC / * = LED NCAA



YEARLY INDIVIDUAL LEADERS (PITCHING)

RECORDS

WINS			ERA			STRIKEOUTS			INNINGS PITCHED		
Year	Player	W	Year	Player	ERA	Year	Player	K	Year	Player	IP
1949	Phil Brandon	8	1949	Phil Brandon	2.29	1949	Phil Brandon	52	1949	Phil Brandon	2.2
1950	Joe Sheppard	7	1950	Joe Sheppard	1.87	1950	Joe Sheppard	45	1950	Joe Sheppard	65.0
1951	Floyd Johnson, Beverly Goss	4	1951	Floyd Johnson	2.33	1951	Beverly Gross	45	1951	Beverly Gross	47.0
1952	Curt Monroe	4	1952	Curt Monroe	2.84	1952	Curt Monroe	23	1952	Curt Monroe	57.0
1953	Curt Monroe	6	1953	Curt Monroe	3.20	1953	Charlie Williams	42	1953	Curt Monroe	78.2
1954	Bobo Matthews, Charlie Williams	3	1954	Charlie Williams	2.41	1954	Charlie Williams	32	1954	Charlie Williams	56.0
1955	Joe Wilson, Leon Beasley	3	1955	Joe Wilson	4.22	1955	Charlie Williams	37	1955	Charlie Williams	40.1
1956	Joe Wilson	4	1956	Wayne Robbins	4.18	1956	Monroe Mitchell	56	1956	Wayne Robbins	47.1
1957	Jim Pruett	6	1957	Jim Pruett	1.03	1957	Jim Pruett	42	1957	Jim Pruett	52.1
1958	Wayne Robbins	6	1958	Bill Shoenrock	2.23	1958	Wayne Robbins	43	1958	Wayne Robbins	66.2
1959	Jim Pruett, Ronnie Davis	4	1959	Jim Pruett	1.50	1959	Jim Pruett	27	1959	Not Available	--
1960	Neal Sheffield	5	1960	Guy Parker	2.84	1960	Jerry Merriman	56	1960	Jerry Merriman	56.2
1961	Frank Montgomery, Neal Sheffield	3	1961	Neal Sheffield	1.99	1961	Sammy Ellis	73	1961	Sammy Ellis	57.2
1962	Frank Montgomery	10	1962	Frank Montgomery	0.68	1962	Frank Montgomery	102	1962	Frank Montgomery	92.0
1963	Doug Hutton, Lloyd Langston	5	1963	Claude Reader	2.08	1963	Frank Montgomery	88	1963	Frank Montgomery	66.2
1964	Ken Tatum	4	1964	Frank Chambers	1.50	1964	Frank Chambers	51	1964	Ken Tatum	50.1
1965	Ken Tatum	7	1965	Claude Passeau	1.51	1965	Ken Tatum	62	1965	Ken Tatum	73.2
1966	Ken Tatum	10	1966	Bo Gregory	2.43	1966	Ken Tatum	84	1966	Ken Tatum	95.1
1967	Dennis Hall	7	1967	Brantley Jones	2.29	1967	Brantley Jones	55	1967	Brantley Jones	55.0
1968	Brantley Jones	7	1968	Glenn Wallace	2.22	1968	Brantley Jones	78	1968	Brantley Jones	76.1
1969	Mike Proffitt	6	1969	Glenn Wallace	1.46	1969	Mike Proffitt	57	1969	Mike Proffitt	68.2
1970	Brantley Jones	9	1970	Dennis Hall	0.63	1970	Mike Proffitt, Brantley Jones	55	1970	Brantley Jones	77.0
1971	Mike Proffitt	11	1971	Mike Proffitt	2.02	1971	Jerry Thompson	89	1971	Jerry Thompson	109.0
1972	Mike Proffitt	7	1972	Mike Proffitt	1.41	1972	Mike Proffitt	73	1972	Mike Proffitt	70.0
1973	Butch Holmes, Steve Griffith	5	1973	Butch Holmes	1.07	1973	Steve Griffith	51	1973	Steve Griffith	61.2
1974	Lamar Pritchard, Bobby Myrick	5	1974	Lamar Pritchard	1.44	1974	Bobby Myrick	61	1974	Bobby Myrick	57.2
1975	Don Robinson	4	1975	Harvey Luby	1.88	1975	Don Robinson	59	1975	Don Robinson	67.2
1976	Don Robinson	8	1976	Don Robinson	2.50	1976	Don Robinson	78	1976	Gary Willoughby	98.0
1977	Jack Lazorko	10	1977	Gary Willoughby	2.30	1977	Don Robinson	77	1977	Jack Lazorko	102.0
1978	Jack Lazorko, Bobby Maher	8	1978	Jack Lazorko	2.92	1978	Buddy Maher	55	1978	Buddy Maher	88.0
1979	Ken Kurtz	12	1979	Ken Kurtz	2.09	1979	Ken Kurtz	100	1979	Ken Kurtz	116.0
1980	Four Tied	5	1980	Perry Cliburn	1.79	1980	Don Mundie	49	1980	Perry Cliburn	80.2
1981	Don Mundie	14	1981	John Shrewsberry	1.69	1981	Don Mundie	91	1981	Don Mundie	145.0
1982	Hans Herzog	8	1982	Bill Bond	3.33	1982	Allen Morlock	39	1982	Hans Herzog	83.2
1983	Hans Herzog	12	1983	Will McCraney	2.35	1983	Jeff Brantley	81	1983	Hans Herzog	118.0
1984	Jeff Brantley	13	1984	Jeff Brantley	2.65	1984	Jeff Brantley	115	1984	Jeff Brantley	132.2
1985	Jeff Brantley	18	1985	Gene Morgan	2.28	1985	Jeff Brantley	136	1985	Jeff Brantley	145.2
1986	Trent Intorcio	8	1986	Will McCraney	2.95	1986	Steve King	71	1986	Trent Intorcio	96.1
1987	Mike Martin	11	1987	Mike Martin	4.11	1987	Mike Martin	80	1987	Mike Martin	116.0
1988	Terry Ellis	10	1988	Bobby Reed	* 1.09	1988	Rob Norman	71	1988	Terry Ellis	105.1
1989	Bobby Reed	12	1989	Pete Young	1.22	1989	Tracy Jobs	76	1989	Tracy Jobs	110.1
1990	Bobby Reed	15	1990	Jon Harden	2.21	1990	Bobby Reed	98	1990	Bobby Reed	140.1
1991	B.J. Wallace	10	1991	Jay Powell	1.28	1991	B.J. Wallace	104	1991	B.J. Wallace	109.2
1992	B.J. Wallace	9	1992	Jon Harden	1.96	1992	B.J. Wallace	145	1992	B.J. Wallace	127.1
1993	Carlton Loewer	9	1993	Gary Rath	2.97	1993	Carlton Loewer	101	1993	Carlton Loewer	99.2
1994	Gary Rath	10	1994	Gary Rath	1.71	1994	Gary Rath	141	1994	Gary Rath	115.2
1995	Kyle Kennedy	9	1995	Scott Tanksley	2.91	1995	Eric DuBose	109	1995	Eric DuBose	112.2
1996	Eric DuBose	10	1996	Van Johnson	3.09	1996	Eric DuBose	174	1996	Eric DuBose	133.1
1997	Eric DuBose, Jeremy Jackson	9	1997	Hank Thoms	2.81	1997	Eric DuBose	145	1997	Eric DuBose	118.2
1998	Jeremy Jackson	10	1998	Brian Compton	2.24	1998	Matt Ginter	100	1998	Jeremy Jackson	99.2
1999	Matt Ginter	8	1999	Hank Thoms	2.66	1999	Hank Thoms	121	1999	Hank Thoms	118.1
2000	Mark Freed	9	2000	Jeff Hunter	3.16	2000	Kevin Donovan	98	2000	Kevin Donovan	98.2
2001	Paul Maholm	8	2001	Jeff Lacher	1.12	2001	Paul Maholm	95	2001	Paul Maholm	102.0
2002	Paul Maholm	10	2002	Robby Goodson	2.08	2002	Paul Maholm	77	2002	Paul Maholm	102.1
2003	Paul Maholm	9	2003	Jamie Gant	1.15	2003	Paul Maholm	101	2003	Paul Maholm	107.2
2004	Saunders Ramsey	7	2004	Saunders Ramsey	3.50	2004	Todd Doolittle	62	2004	Jeff Lacher	88.1
2005	Brooks Dunn, Mike Valentine	6	2005	Brett Cleveland	1.96	2005	Alan Johnson	70	2005	Alan Johnson	91.0
2006	Brooks Dunn	8	2006	Justin Pigott	1.66	2006	Brooks Dunn	71	2006	Brooks Dunn	94.0
2007	Chad Crosswhite	8	2007	Ricky Bowen	3.00	2007	Justin Pigott	76	2007	Justin Pigott	113.2
2008	Five Tied	3	2008	Aaron Weatherford	0.85	2008	Ricky Bowen	64	2008	Ricky Bowen	73.1
2009	Nick Routt	5	2009	Nick Routt	4.15	2009	Nick Routt	87	2009	Nick Routt	86.2
2010	Greg Houston	5	2010	Greg Houston	4.60	2010	Chris Stratton	76	2010	Chris Stratton	78.1
2011	Luis Pollorena	7	2011	Caleb Reed	1.55	2011	Chris Stratton	76	2011	Chris Stratton	76.0
2012	Chris Stratton	11	2012	Chris Stratton	2.38	2012	Chris Stratton	127	2012	Chris Stratton	109.2
2013	Ross Mitchell	13	2013	Ross Mitchell	1.53	2013	Jonathan Holder	90	2013	Kendall Graveman	113.2
2014	Ross Mitchell	8	2014	Jacob Lindgren	0.81	2014	Jacob Lindgren	100	2014	Ross Mitchell	110.1
2015	Preston Brown	5	2015	Trevor Fitts	2.03	2015	Austin Sexton	61	2015	Austin Sexton	76.1
2016	Dakota Hudson	9	2016	Zac Houston	1.63	2016	Dakota Hudson	115	2016	Dakota Hudson	113.0
2017	Konnor Pilkington	8	2017	Spencer Price	2.91	2017	Konnor Pilkington	111	2017	Konnor Pilkington	108.0
2018	Four Tied	5	2018	Ethan Small	3.20	2018	Ethan Small	122	2018	Konnor Pilkington	102.2
2019	Ethan Small	10	2019	Ethan Small	1.93	2019	Ethan Small	* 176	2019	Ethan Small	107.0
2020 ***	Christian MacLeod	4	2020 ***	Christian MacLeod	0.86	2020 ***	Christian MacLeod	35	2020 ***	Christian MacLeod	21.0
2021	Will Bednar	9	2021	Will Bednar	3.12	2021	Will Bednar	139	2021	Will Bednar	92.1
2022	Cade Smith	4	2022	Cade Smith	3.86	2022	Preston Johnson	117	2022	Preston Johnson	79.0
2023	Nate Dohm	6	2023	Aaron Nixon	2.66	2023	Jurrangelo Cijntje	63	2023	Jurrangelo Cijntje	50.0
2024	Jurrangelo Cijntje, Khal Stephen	8	2024	Khal Stephen	3.28	2024	Jurrangelo Cijntje	113	2024	Khal Stephen	96.0

BOLD = LED SEC / * = LED NCAA



RECORDS

SAVES

Year	Player	SV
1975	Six Tied	1
1976	Steve Carlson	2
1977	Mike Darby	3
1978	Josh Reagan	5
1979	Bryan Hardwick	7
1980	Bryan Hardwick	5
1981	Steve D'Ercole	2
1982	Bryan Hardwick	4
1983	Trent Intorcio	4
1984	Will McRaney	3
1985	Bobby Thigpen	7
1986	Mike Martin	5
1987	Pete Young	3
1988	Pete Young	8
1989	Pete Young	8
1990	Chuck Daniel	6
1991	Jay Powell	10
1992	Jon Harden	8
1993	Jay Powell	7
1994	Scott Tanksley	13
1995	Scott Tanksley	7
1996	Van Johnson	5
1997	Van Johnson	13
1998	Van Johnson	10
1999	Adam Larson	3
2000	Adam Larson	12
2001	Brandon Medders	6
2002	Jonathan Papelbon	5
2003	Jonathan Papelbon	7
2004	Saunders Ramsey	4
2005	Brett Cleveland	5
2006	Brett Cleveland	5
2007	Ricky Bowen, Aaron Weatherford	5
2008	Aaron Weatherford	7
2009	Chad Crosswhite	6
2010	Ben Bracewell	5
2011	Caleb Reed	12
2012	Jonathan Holder, Caleb Reed	9
2013	Jonathan Holder	21
2014	Jonathan Holder	7
2015	Trevor Fitts	6
2016	Reid Humphreys	7
2017	Spencer Price	14
2018	Cole Gordon	4
2019	Cole Gordon	11
2020	***Spencer Price	2
2021	Landon Sims	13
2022	KC Hunt, Mikey Tepper, Jackson Fristoe, Pico Kohn	1
2023	Aaron Nixon, Nate Dohm, KC Hunt	2
2024	Tyler Davis	5

BOLD = LED SEC / * = LED NCAA

*** - The 2020 season was canceled prior to the start of SEC play due to the COVID-19 pandemic, with no NCAA Division I games played following March 12. All records and statistics count.

YEARLY MVP (OFFENSIVE)

YEAR	PLAYER, POS.	AVG.	HR	RBI	YEAR	PLAYER, POS.	AVG.	HR	RBI
1948	J.N. Grace Jr., 1B	.375	—	—	1996	Rob Hauswald, 2B	.354	16	63
1949	Jimmy Bragan, 2B	.369	0	19	1997	Richard Lee, 1B	.362	19	90
1950	Jimmy Bragan, 2B	.371	3	20	1998	Brian Wieser, OF	.412	14	57
1951	Gerald Walker, OF	.329	0	14	1999	Cliff Wren, 1B	.367	13	60
1952	Dan Murphy, SS	.389	1	5	2000	Travis Chapman, 3B	.350	7	63
1953	Frank Bragan, 2B	.360	1	13	2001	Jon Knott, OF	.359	8	41
1954	—	—	—	—	2002	Steve Gendron, OF	.351	2	48
1955	Braxton Nail, C	.380	3	19	2003	Matthew Maniscalco, SS	.338	7	42
1956	Don Gardiner, 2B	.348	1	5	2004	Brad Corley, OF	.380	13	55
1957	James McNally, 1B	.333	0	5	2005	Brad Corley, OF	.316	5	40
1958	Charles Turner, OF	.395	2	23	2006	Thomas Berkery, SS	.383	7	44
1959	Don McNair, OF	.325	0	6	2007	Edward Easley, C	.358	12	63
1960	Gary Dempsey, 3B	.371	5	21	2008	Tyler Moore, 1B	.299	14	46
1961	Hal Green, 2B/OF	.339	2	13	2009	Connor Powers, 1B	.301	19	63
1962	Bill Etheridge, 1B	.370	5	23	2010	Connor Powers, 1B	.379	16	68
1963	Wayne Meadows, SS	.368	1	11	2011	Jarrod Parks, 3B	.363	3	36
1964	Russ Gatlin, OF	.348	3	20	2012	Adam Frazier, SS	.371	0	26
1965	Mike Burns, OF	.333	3	17	2013	Hunter Renfroe, OF	.345	16	65
1966	Del Unser, CF	.333	6	22	2014	Brett Pirtle, 2B	.363	2	31
1967	Gary Washington, 1B	.330	4	25	2015	Jacob Robson, OF	.324	1	9
1968	Sammy Fletcher, C	.364	2	19	2016	Jake Mangum, OF	.408	1	28
1969	Ted Milton, LF	.323	8	21	2017	Brent Rooker, OF/1B	.387	23	82
1970	Ted Milton, LF	.328	4	28	2018	Jake Mangum, OF	.351	3	33
1971	Phil Still, 3B	.351	11	37	2019	Jake Mangum, OF	.358	1	39
1972	Rick Spica, LF	.328	5	19	2020	—	—	—	—
1973	Rick Counts, 1B	.311	5	24	2021	Tanner Allen, OF	.383	11	66
1974	Rick Davidson, C	.321	1	11	2022	RJ Yeager, 2B	.317	18	56
1975	Steve Hill, 3B/OF	.317	2	17	2023	Colton Ledbetter, OF	.320	12	52
1976	Mike Kelley, CF	.307	3	21	2024	Dakota Jordan, OF	.354	20	72
1977	Nat Showalter, LF	.459	4	44					
1978	Del Bender, LF	.308	17	62					
1979	Bob Kocol, RF	.366	8	65					
1980	John McDonald, C	.294	3	39					
1981	Mark Gillaspie, RF	.410	20	78					
1982	Bruce Castoria, 1B	.335	15	59					
1983	Rafael Palmeiro, LF	.406	18	78					
1984	Rafael Palmiero, LF	.415	29	94					
1985	Will Clark, 1B	.420	25	77					
1986	Dan Paradoa, LF	.376	9	50					
1987	Dan Paradoa, LF	.347	7	40					
1988	Pete Young, 3B	.338	12	53					
1989	Tommy Raffo, 1B	.383	22	80					
1990	Tommy Raffo, 1B	.358	13	69					
1991	Charlie Anderson, 2B	.275	7	49					
1992	Rex Buckner, RF	.297	13	50					
1993	Drew Williams, 1B	.319	8	52					
1994	Drew Williams, 3B	.300	16	69					
1995	David Hayman, OF	.298	17	55					

YEARLY MVP (PITCHING)

YEAR	PLAYER	W-L	IP	K	YEAR	PLAYER	W-L	IP	K
1948	Phillip Brandon	6-1	—	—	1997	Van Johnson	5-4, 13 Saves	4.21	90
1949	Phillip Brandon	8-2	2.29	52	1998	Jeremy Jackson	10-3	4.61	91
1950	Joe Sheppard	7-1	1.87	45	1999	Hank Thoms	7-6	2.66	121
1951	Floyd Johnson	4-0	2.33	19	2000	Kevin Donovan	7-5	4.20	98
1952	Curtis Monroe	4-2	2.84	23	2001	Tanner Brock	7-2	4.44	72
1953	Curtis Monroe	6-3	3.20	39	2002	Paul Maholm	10-3	3.43	77
1954	—	—	—	—	2003	Paul Maholm	9-2	2.76	101
1955	Charlie Williams	3-3	4.46	37	2004	Jeff Lacher	5-6	4.08	56
1956	Wayne Robbins	3-2	—	27	2005	Alan Johnson	5-6	4.15	70
1957	Jim Pruett	6-1	1.03	42	2006	Justin Pigott	7-1, 2 Saves	1.66	41
1958	Wayne Robbins	6-1	2.97	43	2007	Justin Pigott	7-7	4.51	76
1959	Jim Pruett	4-0	—	—	2008	Aaron Weatherford	3-1, 7 Saves	0.85	62
1960	Jerry Merriman	4-3	3.65	56	2009	Nick Routt	5-3	4.15	87
1961	Sammy Ellis	2-4	2.81	73	2010	Chris Stratton	5-3	5.29	76
1962	Frank Montgomery	10-0	0.68	102	2011	Caleb Reed	1-2, 12 Saves	1.55	66
1963	Doug Hutton	5-0	2.15	38	2012	Chris Stratton	11-2	2.38	127
1964	Frank Chambers	3-1	1.50	51	2013	Ross Mitchell	13-0	1.53	44
1965	Ken Tatum	7-1	2.32	62	2014	Jacob Lindgren	6-1	0.81	100
1966	Ken Tatum	10-2	2.54	84	2015	Austin Sexton	4-4	3.77	61
1967	Brantley Jones	6-3	2.29	55	2016	Dakota Hudson	9-5	2.55	115
1968	Brantley Jones	7-3	2.36	78	2017	Spencer Price	4-1	2.91	40
1969	Glenn Wallace	3-0	1.46	30	2018	Ethan Small	5-4	3.20	122
1970	Brantley Jones	9-0	1.51	55	2019	Ethan Small	10-2	1.93	176
1971	Mike Proffitt	11-2	2.02	80	2020	—	—	—	—
1972	Mike Proffitt	7-3	1.41	73	2021	Will Bednar	9-1	3.12	139
1973	Butch Holmes	5-2	1.07	41	2022	Cade Smith	4-4	3.86	66
1974	Lamar Pritchard	5-2	1.44	31	2023	Nate Dohm	6-4	4.07	42
1975	Harvey Luby	2-3	1.88	16	2024	Khal Stephen	8-3	3.28	107
1976	Don Robinson	8-4	2.50	78		Jurrangel Cijntje	8-2	3.67	113
1977	Jack Lazorko	10-3	2.74	55					
1978	Jack Lazorko	8-2	2.92	32					
1979	Ken Kurtz	12-2	2.09	100					
1980	Perry Cliburn	5-3	1.79	40					
1981	Don Mundie	14-5	3.60	91					
1982	Hans Herzog	8-4	3.87	34					
1983	Hans Herzog	12-3	4.96	61					
1984	Jeff Brantley	13-3	2.65	115					
1985	Jeff Brantley	18-2	2.29	136					
1986	Will McRaney	7-5	2.95	62					
1987	Mike Martin	11-5	4.11	80					
1988	Terry Ellis	10-4	4.70	61					
1989	Bobby Reed	12-3	3.72	54					
1990	Bobby Reed	15-4	3.01	98					
1991	B.J. Wallace	10-5	3.78	104					
1992	B.J. Wallace	9-3	2.69	145					
1993	Carlton Loewer	9-3	3.07	101					
1994	Gary Rath	10-3	1.71	141					
1995	Eric DuBose	8-4	3.28	109					
1996	Eric DuBose	10-4	3.11	174					



NATIONAL AWARDS & HONORS

HISTORY & HONORS

NATIONAL COACH OF THE YEAR				
Year	Coach	Publication	Honor	
1985	Ron Polk	ABCA	Winner	
2018	Gary Henderson	NCBWA Perfect Game ABCA	Winner Winner Finalist	
2021	Chris Lemonis	ABCA Baseball America	Winner Winner	

GOLDEN SPIKES AWARD				
Year	Pos.	Player	Honor	
1984	OF	Rafael Palmeiro	Finalist	
1985	1B	Will Clark	Winner	
2016	P	Dakota Hudson	Semifinalist	
2017	1B/OF	Brent Rooker	Finalist	
2019	OF	Jake Mangum	Semifinalist	
2019	P	Ethan Small	Semifinalist	
2021	OF	Tanner Allen	Semifinalist	
2021	P	Landon Sims	Semifinalist	
2024	OF	Dakota Jordan	Semifinalist	

DICK HOWSER TROPHY				
Year	Pos.	Player	Honor	
2012	P	Chris Stratton	Semifinalist	
2013	OF	Hunter Renfroe	Semifinalist	
2016	P	Dakota Hudson	Semifinalist	
2017	1B/OF	Brent Rooker	Finalist	
2019	OF	Jake Mangum	Semifinalist	
2019	P	Ethan Small	Semifinalist	
2021	P	Landon Sims	Semifinalist	
2023	IF/OF	Hunter Hines	Semifinalist	
2024	OF	Dakota Jordan	Semifinalist	

NATIONAL PITCHER OF THE YEAR				
Year	Pos.	Player	Publication	Honor
2012	RHP	Chris Stratton	Perfect Game College Baseball Hall of Fame	Winner Semifinalist
2019	LHP	Ethan Small	ABCA College Baseball Hall of Fame	Winner Winner

NATIONAL PLAYER OF THE YEAR				
Year	Pos.	Player	Publication	Honor
2017	1B	Brent Rooker	Collegiate Baseball	Winner (Co)
2021	OF	Tanner Allen	ABCA	Winner

NATIONAL FRESHMAN OF THE YEAR				
Year	Pos.	Player	Publication	Honor
1983	OF	Rafael Palmeiro	Baseball America	Winner
2019	RHP	JT Ginn	Collegiate Baseball Perfect Game	Winner (Co) Winner
2020	LHP	Christian MacLeod	Collegiate Baseball	Winner (Co)

NCBWA STOPPER OF THE YEAR				
Year	Pos.	Player	Honor	
2013	RHP	Jonathan Holder	Finalist	
2014	LHP	Jacob Lindgren	Finalist	

ABCA GOLD GLOVE AWARD				
Year	Pos.	Player	Honor	
2018	OF	Jake Mangum	Winner	

JOHNNY BENCH AWARD				
Year	Pos.	Player	Honor	
2007	C	Ed Easley	Winner	

BROOKS WALLACE AWARD				
Year	Pos.	Player	Honor	
2013	SS	Adam Frazier	Semifinalist	
2024	SS	David Mershon	Finalist	

GREGG OLSON AWARD				
Year	Pos.	Player	Honor	
2014	LHP	Jacob Lindgren	Semifinalist	

SENIOR CLASS AWARD				
Year	Pos.	Player	Honor	
2019		Jake Mangum	Winner	
2021		Scotty Dubrule	Finalist	

CoSIDA ACADEMIC ALL-AMERICANS

Year	Pos.	Player	Honor
1971	OF	Ted Milton	Second Team
1979	OF	Bob Kocol	First Team
1984	OF	Dan Van Cleve	First Team
1989	OF	Jody Hurst	Third Team
	2B	Burke Masters	First Team
	1B	Tommy Raffo	First Team
1990	3B	Burke Masters*	First Team
	1B	Tommy Raffo	First Team
1991	3B	Chuck Daniel	Second Team
	OF	Joey Hamilton	Second Team
1992	3B/P	Chuck Daniel	Third Team
1994	P	Gary Rath	Second Team

(19 student-athletes; 24 honors)

Year	Pos.	Player	Honor
1997	P	Jeremy Jackson	First Team
	1B	Richard Lee	Third Team
	3B	Adam Piatt	Third Team
1998	P	Jeremy Jackson*	First Team
	P	Van Johnson	Second Team
	1B	Richard Lee	Third Team
2000	DH	Ty Martin	Third Team
2010	P	Greg Houston	Third Team
	IF	Russ Sneed	Third Team
2012	P	Chris Stratton	Second Team
2015	IF	Seth Heck	Second Team
2022	IF	RJ Yeager	First Team

* H. Boyd McWhorter SEC Scholar-Athlete of the Year

NATIONAL HALL OF FAME HONOREES

NATIONAL COLLEGE BASEBALL HALL OF FAME				
Year	Pos.	Player	Years at MSU	
2006	1B	Will Clark	1983-85	
2009	DH/OH	Rafael Palmeiro	1983-85	
	Head Coach	Ron Polk	1976-97, 2002-08	

OMAHA COLLEGE BASEBALL HALL OF FAME				
Year	Pos.	Player	Years at MSU	
2014	1B	Will Clark	1983-85	

ABCA HALL OF FAME				
Year	Coach	MSU Record (Yrs.)		
1967	C.R. "Dudy" Noble	267-201-9 (1920-47)		
		<i>Claimed three Southern Conference titles (1921, 1922, 1924)</i>		
1977	Paul Gregory	328-200-2 (1957-74)		
		<i>Won four SEC titles (1965, 1966, 1970, 1971)</i>		
		<i>Appeared in four NCAA Tournaments, reaching the College World Series (1971)</i>		
1995	Ron Polk	1,139-590-2 (1976-97, 2002-08)		
		<i>Claimed three SEC titles at MSU (1979, 1985, 1987) and one at Georgia (2001)</i>		
		<i>Appeared in the NCAA Tournament 20 times, with seven trips to the College World Series at MSU</i>		
		<i>Owned an overall head coaching record of 1,373-702-2</i>		
		<i>Owned 23 total trips to the NCAA Tournament and eight total trips to the College World Series</i>		
2018	Pat McMahon	164-88 (1998-2001)		
		<i>Guided MSU to four-straight NCAA Tournament berths and the 1998 College World Series</i>		
		<i>Owned an overall head coaching record of 584-317-1 in 15 seasons</i>		
		<i>Made 10 total trips to the NCAA Tournament, also leading Florida to the College World Series (2005)</i>		

HISTORY & HONORS



ALL-AMERICANS

(56 student-athletes; 158 honors)

Year	Pos.	Player	Honor	Year	Pos.	Player	Honor
1949	OF	Lee Watts	ABCA (Second Team)	2016	P	Dakota Hudson	Collegiate Baseball (Second Team)
1962	P	Frank Montgomery	ABCA (Second Team)				Baseball America (Second Team)
1966	OF	Del Unser	Sporting News (First Team)				NCBWA (Second Team)
			ABCA (Second Team)				ABCA (Third Team)
1971	SS	Bobby Crosswell	Sporting News (HM)				D1Baseball (Third Team)
	OF	Dave Phares	Sporting News (HM)		1B	Nathaniel Lowe	Collegiate Baseball (Second Team)
	3B	Phil Still	ABCA (First Team)		OF	Jake Mangum	NCBWA (Second Team)
			Sporting News (First Team)				Baseball America (Third Team)
1977	OF	Nat Showalter	CONSENSUS FIRST TEAM				ABCA (Third Team)
			ABCA (First Team)	2017	P	Spencer Price	NCBWA (Third Team)
			Sporting News (First Team)		1B	Brent Rooker	CONSENSUS FIRST TEAM
1979	OF	Mike Kelley	ABCA (First Team)				Collegiate Baseball (First Team)
	P	Ken Kurtz	ABCA (Third Team)				Baseball America (First Team)
1981	OF	Mark Gillaspie	ABCA (First Team)				D1Baseball (First Team)
			Baseball America (Second Team)				ABCA (First Team)
	1B	Bruce Castoria	ABCA (Third Team)				NCBWA (First Team)
			Baseball America (Second Team)				Perfect Game (First Team)
1983	OF	Rafael Palmeiro	Baseball America (First Team)	2019	1B	Tanner Allen	Collegiate Baseball (Third Team)
			ABCA (Second Team)		2B	Justin Foscue	Baseball America (Third Team)
	DH	Brad Winkler	ABCA (Third Team)				ABCA (Second Team)
1984	1B	Will Clark	ABCA (Second Team)				D1Baseball (Second Team)
	OF	Rafael Palmeiro	CONSENSUS FIRST TEAM				College Baseball Foundation (First Team)
			ABCA (First Team)				Collegiate Baseball (Second Team)
1985	P	Jeff Brantley	Baseball America (First Team)				Perfect Game (Third Team)
			CONSENSUS FIRST TEAM				NCBWA (Third Team)
			Sporting News (First Team)		OF	Jake Mangum	Baseball America (Second Team)
			Baseball America (First Team)				Collegiate Baseball (Third Team)
	1B	Will Clark	ABCA (First Team)				NCBWA (First Team)
			CONSENSUS FIRST TEAM				ABCA (First Team)
			ABCA (First Team)				Perfect Game (Second Team)
			Sporting News (First Team)				D1Baseball (Second Team)
			Baseball America (First Team)				College Baseball Foundation (First Team)
	OF	Rafael Palmeiro	Sporting News (First Team)		P	Ethan Small	CONSENSUS FIRST TEAM
1988	UTL	Pete Young	ABCA (Second Team)				Collegiate Baseball (First Team)
1989	1B	Tommy Raffo	Baseball America (Second Team)				Baseball America (First Team)
	UTL	Pete Young	ABCA (First Team)				D1Baseball (First Team)
1990	1B	Tommy Raffo	ABCA (Second Team)				ABCA (First Team)
1992	P	B.J. Wallace	Baseball America (Second Team)				NCBWA (First Team)
			Collegiate Baseball (Third Team)				Perfect Game (First Team)
			ABCA (Third Team)				College Baseball Foundation (First Team)
	P	Jon Harden	ABCA (Second Team)	2020***	P	Christian MacLeod	Collegiate Baseball (Third Team)
1993	P	Carlton Loewer	ABCA (Third Team)	2021	OF	Tanner Allen	UNANIMOUS FIRST TEAM
	SS	Paul Petruilis	NCBWA (Third Team)				ABCA (First Team)
	OF	Ricky Joe Redd	NCBWA (Third Team)				Baseball America (First Team)
1994	P	Gary Rath	Baseball America (First Team)				College Baseball Foundation (First Team)
			ABCA (First Team)				Collegiate Baseball Newspaper (First Team)
			NCBWA (First Team)				D1Baseball (First Team)
			Collegiate Baseball (Second Team)				NCBWA (First Team)
1996	P	Eric DuBose	ABCA (Second Team)				Perfect Game (First Team)
			Baseball America (Second Team)		P	Will Bednar	NCBWA (Third Team)
			NCBWA (Second Team)		P	Landon Sims	Baseball America (First Team)
			Collegiate Baseball (Third Team)				College Baseball Foundation (First Team)
	DH	Rob Hauswald	ABCA (Second Team)				D1Baseball (First Team)
1997	P	Eric DuBose	NCBWA (Third Team)				NCBWA (First Team)
	P	Van Johnson	NCBWA (Second Team)				ABCA (Second Team)
			ABCA (Second Team)				Collegiate Baseball Newspaper (Second Team)
1998	2B	Brad Freeman	NCBWA (Second Team)				Perfect Game (Second Team)
	OF	Brian Wiese	NCBWA (First Team)	2022	2B	RJ Yeager	ABCA (Third Team)
2002	P	Paul Maholm	NCBWA (Third Team)				NCBWA (Third Team)
2003	P	Paul Maholm	Collegiate Baseball (Third Team)				Collegiate Baseball Newspaper (Third Team)
			ABCA (Third Team)	2023	DH	Hunter Hines	College Baseball Foundation (First Team)
			NCBWA (Third Team)	2024	P	Jurrangelo Cijntje	Perfect Game (Second Team)
			Baseball America (First Team)				NCBWA (Second Team)
2004	OF	Brad Corley	USA Today (Second Team)		OF	Dakota Jordan	NCBWA (Second Team)
			Collegiate Baseball (Third Team)				Baseball America (Third Team)
			ABCA (Third Team)		P	Khal Stephen	NCBWA (Third Team)
2006	SS	Thomas Berkery	Collegiate Baseball (Second Team)				ABCA (Third Team)
			Rivals.com (HM)				D1Baseball (Third Team)
2007	C	Edward Easley	ABCA (First Team)				
			NCBWA (Second Team)				
			Collegiate Baseball (Second Team)				
			Rivals.com (Second Team)				
	SS	Brandon Turner	NCBWA (Second Team)				
2012	P	Chris Stratton	CONSENSUS FIRST TEAM				
			ABCA (First Team)				
			Baseball America (First Team)				
			Collegiate Baseball (First Team)				
			NCBWA (First Team)				
			College Baseball Insider (First Team)				
			Perfect Game (First Team)				
2013	OF	Hunter Renfroe	CONSENSUS FIRST TEAM				
			ABCA (First Team)				
			Baseball America (First Team)				
			Collegiate Baseball (First Team)				
			NCBWA (First Team)				
			Perfect Game (First Team)				
			College Baseball Insider (First Team)				
			Perfect Game (First Team)				
	P	Jonathan Holder	Collegiate Baseball (First Team)				
			Baseball America (Second Team)				
			NCBWA (First Team)				
			College Baseball Insider (Second Team)				
	SS	Adam Frazier	Perfect Game (Third Team)				
	P	Ross Mitchell	NCBWA (Second Team)				
			Collegiate Baseball (Third Team)				
			College Baseball Insider (HM)				
2014	P	Chad Giron	Baseball America (First Team)				
	P	Jacob Lindgren	Perfect Game (First Team)				
			NCBWA (Second Team)				

*** Only Collegiate Baseball Newspaper named All-Americans for the 2020 season, which was shortened due to the COVID-19 pandemic.



USA BASEBALL

USA COLLEGIATE NATIONAL TEAM

Year	Pos.	Player
1984	IF	Will Clark
1986	IF	Brad Hildreth
1988	Assistant Coach	Ron Polk
1989	OF	Jody Hurst
1991	Manager	Ron Polk
1992	P	B.J. Wallace
1993	P	Carlton Loewer
1995	P	Eric DuBose
	Assistant Coach	Ron Polk
1996	P	Eric DuBose
1997	Assistant Coach	Pat McMahon
1998	P	Matt Ginter
2012	IF	Adam Frazier
2017	P	Konnor Pilkington
2019	IF	Tanner Allen
	IF	Justin Foscue
	Staff	Chris Lemonis
2021	P	Jackson Fristoe
	P	Landon Sims
	C	Logan Tanner
	Assistant Coach	Bobby Austin

OLYMPIANS

Year	Pos.	Player	Olympics
1984	IF	Will Clark	Los Angeles
1988	Assistant Coach	Ron Polk	Seoul
1992	P	B.J. Wallace	Barcelona
1996	Assistant Coach	Ron Polk	Atlanta
	P	Eric DuBose	Atlanta

FRESHMAN ALL-AMERICANS

(42 student-athletes; 59 honors)

Year	Pos.	Player	Honor
1983	OF	Rafael Palmeiro	Baseball America Collegiate Baseball
1986	SS	Brad Hildreth	Baseball America
1987	3B	Pete Young	Baseball America
1988	P	Bobby Reed	Baseball America
1989	P	Chris George	Baseball America
1991	2B	Paul Petrulis	Baseball America
	P	Jay Powell	Baseball America
1993	OF	David Hayman	Mizuno
	P	Scott Tanksley	Mizuno
1995	P	Eric DuBose	Baseball America Mizuno
	DH	Rob Hauswald	Mizuno (HM)
	P	Scott Polk	Mizuno (HM)
	3B	Richard Lee	Mizuno (HM)
1997	2B	Travis Chapman	Mizuno (Third Team)
1998	P	Mark Freed	Collegiate Baseball (HM)
	DH	Jon Knott	Collegiate Baseball
2000	SS	Matthew Maniscalco	Collegiate Baseball
	P	Chris Young	Collegiate Baseball (HM)
2001	1B	Matthew Brinson	Collegiate Baseball (HM)
	DH	Brent Lewis	Collegiate Baseball (HM)
	P	Paul Maholm	Collegiate Baseball
	3B	Steve Gendron	Collegiate Baseball (HM)
2002	OF	Jon Mungle	Collegiate Baseball (HM)
2003	P	Jamie Gant	Collegiate Baseball (HM)
2005	P	Josh Johnson	Collegiate Baseball
	2B	Jeffrey Rea	Collegiate Baseball
2006	P	Matt Lea	Collegiate Baseball
2007	SS	Brandon Turner	Baseball America Collegiate Baseball Rivals.com
	P	Ricky Bowen	Collegiate Baseball
2009	P	Nick Routt	PingBaseball.com
2011	OF	C.T. Bradford	Collegiate Baseball
2012	P	Jonathan Holder	Collegiate Baseball NCBWA
2016	OF	Jake Mangum	Baseball America Collegiate Baseball NCBWA (First Team) Perfect Game

Year	Pos.	Player	Honor
2017	P	Riley Self	Collegiate Baseball Baseball America
2018	1B	Tanner Allen	Collegiate Baseball
	OF	Rowdey Jordan	D1Baseball
2019	P	JT Ginn	Baseball America Collegiate Baseball D1Baseball NCBWA (First Team) Perfect Game
2020 ***	P	Christian MacLeod	Collegiate Baseball
	P	Will Bednar	Collegiate Baseball
2021	P	Will Bednar	Baseball America
	P	Landon Sims	Baseball America
2022	IF/OF	Hunter Hines	Collegiate Baseball NCBWA (Second Team) Baseball America (Second Team) D1Baseball
2023	OF	Dakota Jordan	Perfect Game (Second Team)

*** Only Collegiate Baseball Newspaper named All-Americans for the 2020 season, which was shortened due to the COVID-19 pandemic.

HISTORY & HONORS

ABCA ALL-REGION



(73 student-athletes; 91 honors)

Year	Pos.	Player	Honor
1949	2B	Pete Grammas	First Team
1950	P	Joe Sheppard	First Team
1971	3B	Phil Still	First Team
1972	P	Mike Proffitt	First Team
1977	OF	Nat Showalter	First Team
	1B	Jim Kallahaer	Second Team
	OF	Mike Kelley	Second Team
	P	Jack Lazorko	Second Team
	C	Russ Aldrich	Third Team
1978	OF	Del Bender	First Team
	C	Russ Aldrich	Second Team
	P	Jack Lazorko	Second Team
1979	OF	Mike Kelley	First Team
	P	Ken Kurtz	First Team
	C	John McDonald	First Team
	OF	Bob Kocol	Second Team
	DH	Rick Dixon	Third Team
1980	OF	Mark Gillaspie	First Team
1981	1B	Bruce Castoria	First Team
	OF	Mark Gillaspie	First Team
1982	1B	Bruce Castoria	First Team
	OF	Dave Klipstein	First Team
1983	DH	Rafael Palmeiro	First Team
	SS	Bob Parker	First Team
	OF	Brad Winkler	First Team
1984	P	Jeff Brantley	First Team
	1B	Will Clark	First Team
	OF	Rafael Palmeiro	First Team
	2B	Gator Thiesen	Second Team
1985	P	Jeff Brantley	First Team
	1B	Will Clark	First Team
	OF	Rafael Palmeiro	Second Team
1986	OF	Dan Paradoa	Second Team
1987	SS	Brad Hildreth	Second Team
1988	DH	Richie Grayum	First Team
	3B	Pete Young	First Team
	OF	Jody Hurst	Second Team
1989	OF	Jody Hurst	First Team
	2B	Burke Masters	First Team
	3B	Pete Young	First Team
	1B	Tommy Raffo	Second Team
1990	1B	Tommy Raffo	First Team
	SS	Jon Shave	Second Team
	P	Bobby Reed	Second Team
1991	P	Jay Powell	Second Team
1992	P	Jon Harden	First Team
	P	B.J. Wallace	First Team

Year	Pos.	Player	Honor
1993	P	Carlton Loewer	First Team
	OF	Rex Buckner	Second Team
	SS	Paul Petrulis	Second Team
	P	Jay Powell	Second Team
	OF	Ricky Joe Redd	Second Team
1994	P	Gary Rath	First Team
	P	Scott Tanksley	Second Team
	3B	Drew Williams	Second Team
1995	OF	David Hayman	Second Team
1996	P	Eric DuBose	First Team
	DH	Rob Hauswald	First Team
1997	P	Van Johnson	First Team
1999	OF	Brian Wiese	First Team
2003	P	Paul Maholm	First Team
2004	OF	Brad Corley	First Team
2006	2B	Jeffrey Rea	Second Team
2007	C	Edward Easley	First Team
2012	P	Chris Stratton	First Team
2013	OF	Hunter Renfroe	First Team
	SS	Adam Frazier	Second Team
	P	Jonathan Holder	Second Team
2014	2B	Brett Pirtle	Second Team
2016	P	Dakota Hudson	First Team
	OF	Jake Mangum	First Team
	DH	Brent Rooker	Second Team
2017	1B	Brent Rooker	First Team
	SS	Ryan Gridley	Second Team
2018	OF	Jake Mangum	Second Team
2019	1B	Tanner Allen	First Team
	2B	Justin Foscue	First Team
	OF	Jake Mangum	First Team
	P	Ethan Small	First Team
	C	Dustin Skelton	Second Team
2020	Not awarded due to COVID-19 pandemic		
2021	OF	Tanner Allen	First Team
	P	Landon Sims	First Team
	C	Logan Tanner	First Team
2022	2B	RJ Yeager	First Team
	1B	Hunter Hines	First Team
2023	DH	Hunter Hines	First Team
	OF	Colton Ledbetter	Second Team
2024	OF	Dakota Jordan	First Team
	P	Jurrangelo Cijntje	First Team
	P	Khal Stephen	First Team
	SS	David Mershon	Second Team

NEWSOM AWARD

The Newsom Award was first awarded in 1990 by retired MSU professor and State's former NCAA Faculty Advisory Representative Walt Newsom. Named in memory of his parents, Carroll and Francis Newsom, the award annually honors the scholastic achievement of a Mississippi State athlete in each MSU sport, as well as overall male and female winners.

1991	Chuck Daniel
1992 *	Chuck Daniel
1993	Drew Williams
1994	Drew Williams
1995	Scott Tribolet
1996	Jeremy Jackson
1997	Adam Piatt
1998 *	Jeremy Jackson
1999	Brian Wiese
2000	Travis Chapman
2001	Joey Collums
2002	Joey Collums
2003	Joey Collums
2004	Saunders Ramsey
2005	Michael Rutledge
2006	Brad Jones
2007	Justin Pigott
2008	Justin Pigott
2009	Grant Hogue
2010	Russ Sneed
2011	Ryan Collins
2012 *	Brent Brownlee
2013	Kendall Graveman
2014	Ben Bracewell
2015	Seth Heck
2016	Brent Rooker
2017	Josh Lovelady

2018
2019 *
2020
2021
2022
2023
2024
* All-Sports Winner

Hunter Vansau
Cole Gordon
Jordan Westburg
Brandon Smith
Stone Simmons
Brooks Auger
Evan Siary



SOUTHEASTERN CONFERENCE AWARDS & HONORS

HISTORY & HONORS

SEC PLAYER OF THE YEAR			Established in 1994
Year	Pos.	Player	Key Statistics
2017	1B/OF	Brent Rooker	.415 BA / 20 HR / 73 RBIs Claimed SEC Triple Crown
2021	OF	Tanner Allen	.383 BA / 11 HR / 66 RBIs Unanimous All-American
SEC PITCHER OF THE YEAR			Established in 2003
Year	Pos.	Player	Key Statistics
2012	RHP	Chris Stratton	2.38 ERA / 11-2 / 1 SV / 109.2 IP / 127 K SEC Leader in ERA
2019	LHP	Ethan Small	1.93 ERA / 10-2 / 107.0 IP / 176 K SEC Leader in strikeouts, No. 2 in ERA
SEC FRESHMAN OF THE YEAR			Established in 2000
Year	Pos.	Player	Key Statistics
2016	OF	Jake Mangum	.408 BA / 84 H / .458 OBP Won SEC Batting Title
2019	RHP	JT Ginn	3.13 ERA / 8-4 / 86.1 IP / 105 K

SEC COACH OF THE YEAR		Established in 1933
Year	Coach	
1948	R.P. "Doc" Patty	
1949	R.P. "Doc" Patty	
1965	Paul Gregory	
1966	Paul Gregory	
1970	Paul Gregory	
1971	Paul Gregory	
1979	Ron Polk	
1985	Ron Polk	
1989	Ron Polk	
2016	John Cohen	
BASEBALL SCHOLAR-ATHLETE OF THE YEAR		Established in 2004
Year	Pos.	Player
1990	IF	Burke Masters *
1998	P	Jeremy Jackson *
2013	IF	Sam Frost
2014	IF	Seth Heck
2015	IF	Seth Heck

* - Student-Athlete honored as the overall SEC Scholar-Athlete of the Year, regardless of sport.

SOUTHEASTERN CONFERENCE WEEKLY HONORS

SEC PLAYER OF THE WEEK			SEC PITCHER OF THE WEEK			SEC FRESHMAN OF THE WEEK			SEC NEWCOMER OF THE WEEK		
Year	Player	Week	Year	Player	Week	Year	Player	Week	Year	Player	Week
1985	Jeff Brantley	March 12	1987	Mike Martin	April 7	2007	Brandon Turner	April 2	2021	Kamren James	April 12
	Will Clark	March 19		Nelson Arriete	May 11		Brandon Turner	April 23		Landon Sims	April 19
	Will Clark	March 26	1988	Mike Martin	March 29	2010	Chris Stratton	May 22		Will Bednar	May 24
	Jeff Brantley	April 30	1990	Chris George	April 2	2011	Daryl Norris	Feb. 21			
1986	Dan Paradoa	May 5	1992	B.J. Wallace	March 24	2011	Daryl Norris	March 28			
1988	Tommy Raffo	May 2	1993	Carlton Loewer	March 29	2012	Demarcus Henderson	March 12			
1989	Tommy Raffo	May 26	1994	Gary Rath	April 25	2012	Jacob Lindgren	May 20			
	Tommy Raffo	April 10	1995	Kyle Kennedy	May 8	2015	Ryan Gridley	Feb. 23			
	Tracy Echols	May 1	1996	David Hooten	April 15	2016	Jake Mangum	April 11			
1990	Tommy Raffo	April 24	1997	Van Johnson	March 24	2018	Tanner Allen	May 21			
1991	Steve Hegan	April 8	1998	Matt Ginter	May 4	2019	JT Ginn	Feb. 3			
1992	Rex Buckner	April 7		Jeremy Jackson	April 20		JT Ginn	March 4			
	Rex Buckner	April 14	1999	Matt Ginter	March 22	2020	Christian MacLeod	Feb. 17			
1994	Drew Williams	April 4		Brian Compton	May 10	2021	Jackson Fristoe	March 8			
	Drew Williams	May 9	2001	Tanner Brock	March 26	2023	Bryce Chance	Feb. 20			
1997	Adam Piatt	April 7	2002	Chris Young	May 20		Dakota Jordan	April 17			
1998	Brian Wiese	April 27	2003	Alan Johnson	March 3		David Mershon	May 15			
1999	Travis Chapman	April 12		Alan Johnson	March 31	2024	Nolan Stevens	March 18			
2002	Matthew Brinson	April 1		Alan Johnson	May 5						
2004	Brad Corley	April 12	2005	Todd Doolittle	March 28						
	Brad Corley	May 17	2006	Justin Pigott	May 8						
2007	Edward Easley	March 19	2007	Justin Pigott	April 9						
2010	Connor Powers	March 9	2008	Ricky Bowen	March 17						
2010	Connor Powers	April 19	2012	Chris Stratton	March 16						
2013	Hunter Renfroe	April 15	2012	Kendall Graveman	April 22						
	Nick Ammirati	April 22	2012	Chris Stratton	May 1						
2016	Nathaniel Lowe	May 9	2013	Kendall Graveman	April 8						
	Brent Rooker	March 14	2014	Ross Mitchell	March 3						
2017	Brent Rooker	Feb. 27		Ross Mitchell	March 17						
	Brent Rooker	April 5		Ross Mitchell	May 5						
	Brent Rooker	April 10	2015	Vance Tatum	March 2						
2019	Elijah MacNamee	March 18	2016	Dakota Hudson	March 21						
	Jake Mangum	April 29		Dakota Hudson	April 4						
	Jordan Westburg	March 25		Dakota Hudson	May 23						
2022	Brad Cumbest	April 25	2019	Ethan Small	May 6						
2024	Dakota Jordan	March 11	2020	Spencer Price	March 16						
			2021	Landon Sims	Feb. 23						
				Christian MacLeod	April 5						
				Christian MacLeod	May 10						
			2022	Parker Stinnett	March 14						

NOTES:

SEC Player of the Week established in 1985
SEC Pitcher of the Week established in 1987
SEC Freshman of the Week established in 2006
SEC Newcomer of the Week established in 2021

HISTORY & HONORS

ALL-SEC



(130 student-athletes; 166 honors)

Year	Pos.	Player	Honor
1941	P	David Ferriss	First Team
1942	P	David Ferriss	First Team
1948	P OF SS	Phil Brandon John Grace Alex Grammas	First Team First Team First Team
1949	2B P C SS OF	Jimmy Bragan Phil Brandon Moss Cowart Alex Grammas Lee Watts	First Team First Team First Team First Team First Team
1950	P	Joe Sheppard	First Team
1951	SS	Dan Murphy	First Team
1952	SS	Dan Murphy	First Team
1953	2B RF P SS	Frank Bragan Lewis Gildardi Curt Monroe Jackie Parker	First Team First Team First Team Second Team
1954	C LF	Braxton Nail Jackie Parker	First Team First Team
1955	1B C	Frank McNally Braxton Nail	First Team First Team
1957	2B	Don Gardiner	First Team
1958	1B 3B OF	Jim Boring Doug Litton Charlie Turner	First Team First Team First Team
1960	UTL	Gary Dempsey	First Team
1962	OF 3B P C	Bill Etheridge Hal Green Frank Montgomery Art Nester	First Team First Team First Team First Team
1963	OF	Bill Etheridge	First Team
1964	OF P OF	Mike Burns Ken Tatum Del Unser	First Team First Team First Team
1966	3B P OF	Don Bell Ken Tatum Del Unser	First Team First Team First Team
1967	1B	Gary Washington	First Team
1968	C OF	Sam Fletcher Jim Howarth	First Team First Team
1969	OF	Manuel Washington	First Team
1970	P UTL 1B C	Brantley Jones Dave Phares Jocko Potts Fred Yilling	First Team First Team First Team First Team
1971	SS OF P 3B P	Bobby Crosswell Ted Milton Mike Proffitt Phil Still Jerry Thompson	First Team First Team First Team First Team First Team
1973	2B	Dale Holland	First Team
1974	C UTL	Rick Davidson Wayne Pinkerton	First Team First Team
1977	C 1B OF P OF	Russ Aldrich Jim Kallahaer Mike Kelley Jack Lazorko Nat Showalter	First Team First Team First Team First Team First Team
1978	C OF P	Russ Aldrich Del Bender Jack Lazorko	First Team First Team First Team
1979	OF OF P C	Mike Kelley Bob Kocol Ken Kurtz John McDonald	First Team First Team First Team First Team
1980	OF	Mark Gillaspie	First Team
1981	1B OF P	Bruce Castoria Mark Gillaspie Steve Susce	First Team First Team First Team
1982	DH OF	Bruce Castoria Dave Klipstein	First Team First Team
1983	P DH OF	Hans Herzog Rafael Palmeiro Brad Winkler	First Team First Team First Team
1984	P 1B OF 2B	Jeff Brantley Will Clark Rafael Palmeiro Gator Thiesen	First Team First Team First Team First Team

Year	Pos.	Player	Honor
1985	P 1B P	Jeff Brantley Will Clark Gene Morgan	First Team First Team First Team
1986	OF	Dan Paradoa	First Team
1988	OF 3B DH 1B P	Jody Hurst Pete Young Richie Grayum Tommy Raffo Bobby Reed	First Team First Team Second Team Second Team Second Team
1989	OF 2B 1B C 3B	Jody Hurst Burke Masters Tommy Raffo Barry Winford Pete Young	First Team First Team First Team Second Team Second Team
1990	OF 1B P	John Cohen Tommy Raffo Bobby Reed	First Team First Team Second Team
1991	2B P	Charlie Anderson Jay Powell	Second Team Second Team
1992	P P OF SS	Jon Harden B.J. Wallace Rex Buckner Paul Petrusis	First Team First Team Second Team Second Team
1993	OF P SS OF	Rex Buckner Carlton Loewer Paul Petrusis Ricky Joe Redd	Second Team Second Team Second Team Second Team
1994	P	Gary Rath	First Team
1995	OF	David Hayman	Second Team
1996	P C DH	Eric DuBose Blake Anderson Rob Hauswald	First Team Second Team Second Team
1997	OF P P 3B	Brooks Bryan Eric DuBose Van Johnson Adam Piatt	Second Team Second Team Second Team Second Team
1998	1B P OF	Richard Lee Jeremy Jackson Brian Wiese	Second Team Second Team Second Team
1999	OF 1B DH	Brian Wiese Cliff Wren Ty Martin	First Team First Team Second Team
2000	3B OF	Travis Chapman Shane Kelly	First Team Second Team
2001	P	Tanner Brock	First Team
2002	P	Paul Maholm	Second Team
2003	P 3B SS	Paul Maholm Steve Gendron Matthew Maniscalco	First Team Second Team Second Team
2004	OF C	Brad Corley Craig Tatum	First Team Second Team
2006	SS 2B	Thomas Berkery Jeffrey Rea	First Team First Team
2007	C 2B	Edward Easley Jeffrey Rea	First Team Second Team
2011	P	Caleb Reed	Second Team
2012	P	Chris Stratton	First Team
2013	P OF 2B	Jonathan Holder Hunter Renfro Brett Pirtle	First Team First Team Second Team
2014	P P 2B	Jacob Lindgren Ross Mitchell Brett Pirtle	First Team Second Team Second Team
2016	P 1B OF DH DH	Dakota Hudson Nathaniel Lowe Jake Mangum Jack Kruger Brent Rooker	First Team First Team First Team First Team Second Team
2017	1B SS OF	Brent Rooker Ryan Gridley Jake Mangum	First Team First Team Second Team
2018	OF	Jake Mangum	First Team
2019	1B 2B OF P	Tanner Allen Justin Foscoe Jake Mangum Ethan Small	First Team First Team First Team First Team
2020		Not awarded due to COVID-19 pandemic.	

Year	Pos.	Player	Honor
2021	OF OF P P P C	Tanner Allen Rowdy Jordan Landon Sims Landon Sims Will Bednar Logan Tanner	First Team Second Team Second Team Newcomer Team Newcomer Team Newcomer Team
2022	2B C	RJ Yeager Logan Tanner	First Team Second Team
2023	DH/UTL	Hunter Hines	First Team
2024	SS P OF	David Mershon Khal Stephen Dakota Jordan	First Team First Team Second Team



SOUTHEASTERN CONFERENCE SPECIALTY TEAMS

SEC ALL-DEFENSIVE TEAM *Established in 2008*

Year	Pos.	Player
2012	P	Kendall Graveman
2013	SS	Adam Frazier
	OF	Hunter Renfroe
2014	SS	Seth Heck
	2B	Brett Pirtle
2017	OF	Jake Mangum
2018	OF	Jake Mangum
2019	OF	Jake Mangum
2022	C	Logan Tanner

SEC ALL-FRESHMAN TEAM *Established in 2005*

Year	Pos.	Player
2007	IF	Connor Powers
2009	P	Nick Routt
2010	P	Chris Stratton
2011	OF	CT Bradford
	SS	Adam Frazier
2012	P	Jonathan Holder
2014	C	Gavin Collins
2015	SS	Ryan Gridley
2016	OF	Jake Mangum
2018	OF	Tanner Allen
2019	P	JT Ginn
2022	IF/OF	Hunter Hines
2023	OF	Dakota Jordan

ALL-SEC WESTERN DIVISION

(75 student-athletes; 102 honors)

Year	Pos.	Player
1961	UTL	Larry Brannon
	UTL	Frank Dempsey
	2B	Don Pope
1962	OF	Johnny Cantrell
	OF	Bill Etheridge
	3B	Hal Green
	P	Frank Montgomery
	C	Art Nester
	1B	Ronnie Norton
1963	1B	Bill Etheridge
	P	Doug Hutton
	UTL	Wayne Meadows
	UTL	Charles Smith
1964	UTL	Wayne Meadows
1965	UTL	Don Bell
	OF	Mike Burns
	P	Frank Chambers
	P	Ken Tatum
	OF	Del Unser
1966	3B	Don Bell
	C	Frank Portera
	P	Ken Tatum
	OF	Del Unser
	UTL	Gary Washington
1967	UTL	Ken Beesley
	P	Dennis Hall
	OF	Jim Howarth
	1B	Gary Washington
1968	C	Sam Fletcher
	OF	Jim Howarth
	P	Brantley Jones
1969	UTL	Bobby Croswell
	C	Sammy Fletcher
	P	Brantley Jones
	OF	Ted Milton
	OF	Manuel Washington
1970	UTL	Bobby Croswell
	P	Dennis Hall
	P	Brantley Jones
	OF	Dave Phares
	1B	Jocko Potts
	C	Fred Yilling

Year	Pos.	Player
1971	SS	Bobby Croswell
	C	Bruce Irvin
	OF	Ted Milton
	P	Mike Proffitt
	3B	Phil Still
	P	Jerry Thompson
1972	P	Mike Proffitt
	OF	Rick Spica
1973	1B	Rick Counts
	2B	Dale Holland
1974	C	Rick Davidson
	SS	Wayne Pinkerton
	P	Lamar Pritchard
1975	OF	Larry Buckley
	DH	Steve Hill
1976	OF	Fred Dunlap
	UTL	Bill Montgomery
1977	C	Russ Aldrich
	1B	Jim Kallaher
	OF	Mike Kelley
	OF	Nat Showalter
1978	C	Russ Aldrich
	OF	Del Bender
	P	Jack Lazorko
	UTL	John McDonald
	P	Don Robinson
	DH	Tim Weisheim
1979	DH	Rick Dixon
	OF	Mike Kelley
	OF	Bob Kocol
	P	Ken Kurtz
	C	John McDonald
	P	Don Mundie
1980	OF	Mark Gillaspie
	UTL	Dave Klipstein
	C	John McDonald
1981	1B	Bruce Castoria
	OF	Mark Gillaspie
	OF	Dave Klipstein
	C	Terry Loe
	P	Don Mundie
	P	Steve Susce

Year	Pos.	Player
1982	C	Bruce Castoria
	UTL	Dave Clements
	P	Hans Herzog
	OF	Dave Klipstein
	C	Jay Porter
1983	P	Hans Herzog
	DH	Rafael Palmeiro
	SS	Bob Parker
	2B	Pete White
	OF	Brad Winkler
1984	P	Jeff Brantley
	1B	Will Clark
	OF	Rafael Palmeiro
	2B	Gator Thiesen
1985	P	Jeff Brantley
	1B	Will Clark
	P	Gene Morgan
	OF	Dan Van Cleave

NOTES:

All-division teams selected from 1961 until 1985

HISTORY & HONORS

SEC ACADEMIC HONOR ROLL



(283 student-athletes; 498 honors)

Year	Pos.	Player	Year	Pos.	Player	Year	Pos.	Player	Year	Pos.	Player
1971 (1)	OF	Ted Milton	1993 (6)	P	Tripp Hill	2002 (8)	1B	Matthew Brinson	2007 (20)	P	Ricky Bowen
1973 (2)	1B	Rick Counts		P	Jay Powell		P	Joey Collums		P	Jesse Carver
	SS	Wayne Pinkerton		P	Gary Rath		P	Steven Dowe		C	Wyn Diggs
1976 (1)	UTL	Fred Dunlap		1B	Larry Tomkins		OF	Cager Garner		C	Edward Easley
1977 (2)	C	Scott Galloway		P	Bryan Triche		IF	J.T. Hardcastle		OF	Nick Hardy
	OF	Ken Lee		1B	Drew Williams		OF	Brad Hutto		OF	Cade Hoggard
1979 (2)	OF	Bob Kocol	1994 (8)	P	Jerry Dupuy		OF	Phillip Willingham		P	Drew Hollinghead
	OF	Larry Pavlou		C	Steve Jaszczak		P	Josh Wooten		P	Jared Koon
1980 (1)	P	John Shrewsberry		IF	Eddie Lyons	2003 (13)	2B	Josh Abraham		P	John Lalor
1981 (3)	C	Terry Loe		P	David Perkins		P	Joey Collums		P	Matt Lea
	SS	Billy Martz		C	Gary Rath		P	Steven Dowe		C	Brooks Lewis
	P	Don Mundie		1B	Jason Robinson		OF	Cager Garner		1B	Mitch Moreland
1982 (1)	UTL	Dan Van Cleve		3B	Larry Tomkins		3B	Brent Lewis		P	Justin Pigott
1983 (2)	1B	Dan Van Cleve	1995 (4)	2B	Doug Newman		OF	Casey Long		2B	Jeffrey Rea
	OF	Brad Winkler		P	Scott Tanksley		SS	Matt Maniscalco		OF	Andy Rice
1984 (4)	P	Steve King		OF	Rusty Thoms		P	Todd Nicholas		OF	Matt Richardson
	OF	Bobby Locke		OF	Scott Tribolet		C	Lee Parks		3B	Michael Rutledge
	P	Mike McCann	1996 (10)	1B	Brian Clark		P	Saunders Ramsey		3B	Russ Sneed
	OF	Dan Van Cleve		C	Dustin Dabbs		2B	Josh Thoms		P	Aaron Weatherford
1985 (7)	SS	Frank Davis		IF	Brad Freeman		C	J.B. Tucker		P	Andy Wilson
	OF	Sammy Duda		P	Jeremy Jackson	2004 (14)	P	Chris Young	2008 (23)	P	Ricky Bowen
	P	Steve King		OF	Ben Jenkins		P	Jon Crosby		2B	Jet Butler
	P	Will McRaney		P	Van Johnson		OF	Brooks Dunn		P	Jesse Carver
	3B	John Scott		IF	Richard Lee		P	Ryan Fesmire		2B	Will Coggin
	2B	Gator Thiesen		IF	Adam Piatt		P	Eric Ebers		C	Scott DeLoach
	OF	Dan Van Cleve		P	Scott Polk		3B	Ben Grisham		OF	Nick Hardy
1986 (7)	P	Mitch Edwards		OF	Rusty Thoms		2B	Casey Hamilton		OF	Cade Hoggard
	P	Steve King	1997 (11)	OF	Brooks Bryan		1B	Ryan Harbuck		OF	Grant Hogue
	OF	Mike McCraney		OF	Scott Clark		1B	Brad Jones		P	Drew Hollinghead
	C	Roark McDonald		P	Jeremy Jackson		OF	Tyler Jones		P	Greg Houston
	P	Will McRaney		P	Van Johnson		P	Saunders Ramsey		P	Jared Koon
	P	Mike Martin		1B	Richard Lee		3B	Tyler Scarbrough		P	John Lalor
	2B	Trent Weaver		3B	Adam Piatt		SS	Daniel Tackett		C	Brooks Lewis
1987 (8)	C	Randy Abrams		P	Scott Polk		C	Craig Tatum		1B	Tyler Moore
	P	Nelson Arriete		2B	Brad Shumaker	2005 (17)	P	Josh Thoms		OF	Jason Nappi
	OF	Jody Hurst		OF	Sparky Sparkman		OF	Jeremiah Boling		P	Justin Pigott
	OF	Mike McCraney		OF	Rusty Thoms		C	Jeff Butts		3B	Connor Powers
	P	David McMahon		OF	Brian Wiese		P	Wyn Diggs		SS	Ryan Powers
	P	Mike Martin	1998 (10)	OF	Brooks Bryan		P	Brooks Dunn		3B	Russ Sneed
	2B	Burke Masters		OF	Scott Clark		P	Eric Ebers		P	Lee Swindle
	2B	Trent Weaver		P	Mark Freed		P	Ben Grisham		P	Aaron Weatherford
1988 (7)	OF	Jody Hurst		P	Jeremy Jackson		P	Josh Johnson		P	Tyler Whitney
	P	Tracy Jobes		P	Van Johnson		1B	Brad Jones		P	Andy Wilson
	P	Mike Martin		IF	Richard Lee		SS	Bunky Kateon	2009 (19)	P	Ricky Bowen
	2B	Burke Masters		C	Brett Muhlhan		1B	Alex McIntosh		OF	Brent Brownlee
	P	David McMahon		OF	Sparky Sparkman		P	Justin Pigott		P	Michael Busby
	1B	Tommy Raffo		OF	Rusty Thoms		P	Saunders Ramsey		IF	Justin Bussey
	P	Bobby Reed		OF	Brian Wiese		2B	Jeffrey Rea		2B	Jet Butler
1989 (11)	2B/SS	Darin Asbill	1999 (8)	IF	Jim Abraham		OF	Matt Richardson		OF	Ryan Collins
	P	Chuck Daniel		P	Tanner Brock		SS	Michael Rutledge		C	Scott DeLoach
	P	Chuck Holly		OF	Scott Clark		2B	Daniel Tackett		OF	Nick Hardy
	OF	Jody Hurst		P	Justin Estel		P	Andy Wilson		OF	Grant Hogue
	P	Russ Mahan		P	Mark Freed	2006 (21)	SS	Thomas Berkery		P	Drew Hollinghead
	2B	Burke Masters		1B	Jon Knott		P	Brett Cleveland		P	Greg Houston
	P	Rob Norman		OF	Brian Terry		C	Wyn Diggs		C	Brooks Lewis
	1B	Tommy Raffo		OF	Brian Wiese		P	Brooks Dunn		P	Forrest Moore
	C	Barry Winford	2000 (8)	3B	Travis Chapman		C	Edward Easley		OF	Jason Nappi
	OF	Ron Winford		P	Joey Collums		OF	Nick Hardy		P	Paxton Pace
	1B	Ernie Wright		P	Steven Dowe		OF	Joseph Hunter		1B	Connor Powers
1990 (6)	P	Chuck Daniel		P	Justin Estel		SS	Brad Jones		3B	Russ Sneed
	OF	Joey Hamilton		P	Mark Freed		P	Bunky Kateon		P	Jared Wesson
	P	Jon Harden		1B	Jon Knott		P	Jared Koon		P	Tyler Whitney
	3B	Burke Masters		DH	Ty Martin		C	John Lalor	2010 (14)	OF	Luke Adkins
	P/1B	Rob Norman		C	Ryan McGrath		C	Brooks Lewis		OF	Brent Brownlee
	1B	Tommy Raffo	2001 (8)	1B	Matthew Brinson		C	Joseph McCaskill		IF	Justin Bussey
1991 (7)	3B/P	Chuck Daniel		P	Joey Collums		1B	Alex McIntosh		IF	Jet Butler
	P	Corbin Davis		OF	Cager Garner		P/OF	Mitch Moreland		P	Corey Collins
	OF	Joey Hamilton		IF	J.T. Hardcastle		2B/3B	Mark Muzzi		C	Cody Freeman
	P	Jon Harden		OF	Brad Hutto		P	Justin Pigott		C	Greg Houston
	P	Tom Howe		OF	Jon Knott		2B	Jeffrey Rea		OF/P	Trey Johnson
	1B	Rob Norman		SS	Matt Maniscalco		OF	Matt Richardson		1B	Connor Powers
	P	Tom Quinn		P	Josh Wooten		3B	Michael Rutledge		P	Nick Routt
1992 (5)	3B/P	Chuck Daniel					P	Andy Wilson		OF	Jaron Shepherd
	P	Jon Harden								3B	Russ Sneed
	P	Tom Howe								C	Wes Thigpen
	P	Tom Quinn								P	Tyler Whitney
	OF	Steve Hegan									



Year	Pos.	Player	Year	Pos.	Player	Year	Pos.	Player
2011 (14)	P	Ben Bracewell	2015 (17)	IF	Matthew Britton	2022 (24)	P	Brooks Auger
	OF	Brent Brownlee		P	Daniel Brown		P	Cole Cheatham
	C	Cody Freeman		P	Preston Brown		IF	Kellum Clark
	2B	Sam Frost		P	Logan Elliot		IF/OF	Aaron Downs
	P	Chad Girono		P	Trevor Fitts		IF	Lane Forsythe
	P	Kendall Graveman		IF	Seth Heck		P	Jackson Frisloe
	OF	Trey Johnson		IF	John Holland		OF	Revy Higgins III
	P	Luis Pollorena		P	Dakota Hudson		P	KC Hunt
	P	Caleb Reed		OF	Reid Humphreys		IF	Kamren James
	P	Nick Routt		P	Ross Mitchell		P	Preston Johnson
	P	Tim Statz		IF	Matt Spruill		P	Pico Kohn
	P	Chris Stratton		P	Vance Tatum		OF	Drew McGowan
	C	Wes Thigpen		OF	Jake Vickerson		IF	Davis Meche
	P	C.C. Watson		OF	Cody Walker		P	Taylor Montiel
2012 (19)	C	Nick Ammirati		C	Josh Lovelady		P	Stone Simmons
	OF	C.T. Bradford		OF	Brent Rooker		P	Landon Sims
	OF	Brent Brownlee		P	Trent Waddell		OF	Brayland Skinner
	SS	Adam Frazier	2016 (10)	P	Jacob Billingsley		P	Brandon Smith
	2B	Sam Frost		P	Daniel Brown		P	Cade Smith
	P	Chad Girono		1B	Cole Gordon		P	Parker Stinnett
	P	Kendall Graveman		OF/P	Reid Humphreys		P	Drew Talley
	IF	Brayden Jones		C	Jack Kruger		P	Jack Walker
	P	Evan Mitchell		C	Josh Lovelady		P	Andrew Walling
	P	Ross Mitchell		1B	Nathaniel Lowe		P	Bradley Wilson
	3B	Daryl Norris		OF	Jacob Robson	2023 (10)	P	Brooks Auger
	P	Luis Pollorena		OF	Brent Rooker		OF	Bryce Chance
	DH	Trey Porter		P	Blake Smith		P	Cole Cheatham
	OF	Hunter Renfroe	2017 (10)	IF	Luke Alexander		OF	Kellum Clark
	P	Nick Routt		P	Trysten Barlow		IF/OF	Aaron Downs
	C	Mitch Slaughter		P	Jacob Billingsley		IF/C	Luke Hancock
	OF	Taylor Stark		P	Parker Ford		P	Pico Kohn
	P	Chris Stratton		P	Cole Gordon		P	Stone Simmons
	P	C.C. Watson		SS	Ryan Gridley		P	Cade Smith
2013 (23)	C	Nick Ammirati		C	Josh Lovelady		P	Parker Stinnett
	P	Ben Bracewell		P	Andrew Mahoney	2024 (20)	P	Brooks Auger
	OF	C.T. Bradford		OF	Jake Mangum		OF	Bryce Chance
	IF	Matthew Britton		P	Blake Smith		P	Cole Cheatham
	P	Preston Brown	2018 (7)	IF	Luke Alexander		IF	Nate Chester
	P	Trevor Fitts		P	Trysten Barlow		P	Jurrangelo Cijntje
	IF	Nick Flair		P	Jacob Billingsley		P	Tyler Davis
	SS	Adam Frazier		P	Cole Gordon		P	Nate Dohm
	2B	Sam Frost		P	Keegan James		IF/OF	Aaron Downs
	OF	Tyler Fullerton		P	Blake Smith		P	Logan Forsythe
	P	Chad Girono		OF	Hunter Vansau		P	Will Gibbs
	P	Kendall Graveman	2019 (7)	P	Trysten Barlow		P	Tyson Hardin
	P	Jonathan Holder		IF	Justin Foscue		C	Ross Highfill
	P	Jacob Lindgren		OF	Rowdey Jordan		P	Colby Holcombe
	P	Evan Mitchell		P	Jared Liebelt		IF/OF	Connor Hujsak
	P	Ross Mitchell		P	Spencer Price		P	Pico Kohn
	3B	Daryl Norris		P	Ethan Small		IF	Amani Larry
	P	Luis Pollorena		SS	Jordan Westburg		IF	David Mershon
	DH	Trey Porter	2020 (18)	OF	Hunter Blalock		P	Max Miller
	1B	Wes Rea		OF	Bryce Brock		P	Evan Siary
	OF	Hunter Renfroe		P	Eric Cerantola		P	Stone Simmons
	C	Mitch Slaughter		P	Jack Eagan			
	P	Brandon Woodruff		P	Jaxen Forrester			
2014 (16)	OF	Derrick Armstrong		IF	Justin Foscue			
	P	Ben Bracewell		C	Luke Hancock			
	IF	Matthew Britton		IF	Josh Hatcher			
	OF	Cody Brown		IF	Landon Jordan			
	P	Preston Brown		IF	Tanner Leggett			
	IF	Alex Detz		P	Christian MacLeod			
	P	Trevor Fitts		P	Chase Patrick			
	C	Daniel Garner		OF	Brandon Pimentel			
	P	Jonathan Holder		P	Spencer Price			
	P	Jacob Lindgren		P	Riley Self			
	P	Ross Mitchell		P	Jared Shemper			
	2B	Brett Pirtle		P	Brandon Smith			
	C	Zack Randolph		IF	Jordan Westburg			
	OF	Jacob Robson	2021 (18)	P	Will Bednar			
	P	John Marc Shelly		P	Eric Cerantola			
	P	Brandon Woodruff		P	Jaxen Forrester			
				P	KC Hunt			
				3B	Kamren James			
				IF	Landon Jordan			
				P	Carlisle Koestler			
				P	Xavier Lovett			
				P	Christian MacLeod			
				OF	Kyte McDonald			
				OF	Drew McGowan			
				P	Chase Patrick			
				IF/OF	Brandon Pimentel			
				P	Spencer Price			
				P	Davis Rokose			
				P	Riley Self			
				P	Landon Sims			
				P	Brandon Smith			

HISTORY & HONORS

SEC FIRST-YEAR ACADEMIC HONOR ROLL



(166 student-athletes)

Year	Pos.	Player	Year	Pos.	Player
2003 (3)	OF	Jeff Butts	2021 (12)	P	Dylan Carmouche
	OF/P	Brad Corley		OF	Kellum Clark
	P	Brooks Dunn		IF	Scotty Dubrule
2004 (4)	1B	Alex McIntosh		IF	Lane Forsythe
	P	Justin Pigott		P	Jackson Frisroe
	SS	Michael Rutledge		P	Corbin Grantham
	P	Andy Wilson		P/IF	Steven Lewis
2005 (3)	P	John Lalor		IF	Davis Meche
	P	Mitch Moreland		IF	Austin Reed
	3B	Ryan Wiser		P	Stone Simmons
2006 (7)	P	Ricky Bowen		P	Cade Smith
	OF/1B	Cade Hoggard		P	Cam Jullar
	P	Drew Hollinghead	2022 (8)	P	Brooks Auger
	P	Matt Lea		P	Cole Cheatham
	SS/3B	Russ Sneed		INF/OF	Aaron Downs
	2B	Brandon Turner		OF	Revy Higgins III
	P	Aaron Weatherford		P	Pico Kohn
2007 (5)	SS	Jet Butler		P	Taylor Montiel
	P	Greg Houston		P	Jack Walker
	3B	Jason Nappi		P	Bradley Wilson
	3B	Connor Powers	2023 (22)	IF	Nate Chester
	P	Tyler Whitney		P	Jurrangelo Cjintie
2008 (3)	OF	Brent Brownlee		P	Tyler Davis
	P	Shawn Marquardt		P	Nate Dohm
	P	Forrest Moore		P	Logan Forsythe
2009 (5)	P	David Hayes		P	Landon Gartman
	P	Tyler Johnson		P	Will Gibbs
	SS	Devin Jones		P	Tyson Hardin
	P	Frank Rawdow		C	Ross Highfill
	P	Caleb Reed		IF	Colby Holcombe
2010 (5)	P	Ben Bracewell		C	Wil Hoyle
	2B	Sam Frost		IF/OF	Bryce Hubbard
	P	Kendall Graveman		IF	Connor Hulsak
	P	Chris Stratton		IF	Amani Larry
	P	C.C. Watson		P	David Mershon
2011 (6)	OF	C.T. Bradford		P	Max Miller
	P	Victor Diaz		IF/OF	Aaron Nixon
	P	Ross Mitchell		P	Hollis Porter
	1B	Wes Rea		P	Evan Siary
	C	Hunter Renfro		P	Brock Taper
	OF	Taylor Stark		P	Nate Williams
2012 (7)	IF	Matthew Britton	2024 (18)	P	Ryan Williams
	IF	Phillip Casey		P	Gavin Black
	P	Trevor Fitts		P	KK Clark
	OF	Tyler Fullerton		IF	Dylan Cupp
	P	Jonathan Holder		IF/P	Luke Dotson
	P	Jacob Lindgren		P	Gage Haley
	P	Brandon Woodruff		OF	Brett House
2013 (6)	OF	Derrick Armstrong		IF	Logan Kohler
	3B	Alex Detz		P	Karson Ligon
	C	Daniel Garner		IF/P	Johnny Long
	2B	Brett Pirtle		IF	Jackson McKenzie
	C	Zack Randolph		OF	Jace Norton
	P	John Marc Shelly		OF	Michael O'Brien
2014 (10)	P	Avery Geyer		C	Jackson Owen
	SS	Seth Heck		IF/OF	Ethan Pulliam
	P	Zac Houston		OF	Rives Reynolds
	IF	Reid Humphreys		P	Cam Schuelke
	P	Lucas Laster		IF/C	Steven Spalitta
	1B	Brent Rooker		P	Khal Stephen
	P	Vance Tatum			
	OF	Jake Vickerson			
	C	Cody Walker			
	P	Paul Young			
2015 (5)	P	Aaron Dominguez			
	1B	Cole Gordon			
	IF	Ryan Gridley			
	P	Jesse McCord			
2016 (10)	P	Paxton Stoyer			
	IF	Luke Alexander			
	P	Trysten Barlow			
	P	Ryan Cyr			
	P	Parker Ford			
	P	Noah Hughes			
	P	Jake Mangum			
	P	Konnor Pilkington			
	P	Ethan Small			
2017 (4)	P	Jacob Barton			
	P	Trey Jolly			
	OF	Spencer Price			
	OF	Hunter Vansau			
2018 (2)	OF	Jordan Anderson			
	OF	Jordan Westburg			
2019 (11)	OF	Benjamin Bell			
	OF	Hunter Blalock			
	P/OF	Bryce Brock			
	P	Eric Cerantola			
	P	Tucker Childers			
	P	JP Elkins			
	C	Luke Hancock			
	C	Hayden Jones			
	IF	Landon Jordan			
	P	Christian MacLeod			
	P	Brandon Smith			
2020 (10)	P	Will Bednar			
	OF	Hunter French			
	P	KC Hunt			
	IF	Kamren James			
	C	Austin Kelly			
	OF	Mason Land			
	P	Xavier Lovett			
	P	Drew McGowan			
	P	Davis Rokose			
	P	Landon Sims			

FERRISS TROPHY

Awarded annually to the top collegiate baseball student-athlete in the state of Mississippi, the C Spire Ferriss Trophy is named for former Mississippi State and Boston Red Sox pitching great David M. “Boo” Ferriss, first presented in 2004, there have been seven Diamond Dawgs to claim the award on eight occasions.



2006	2007	2012	2013	2016	2017	2019	2021	2024
Thomas Berkery Shortstop	Ed Easley Catcher	Chris Stratton Pitcher	Hunter Renfroe Outfielder	Jake Mangum Outfielder	Brent Rooker First Baseman	Jake Mangum Outfielder	Tanner Allen Outfielder	Dakota Jordan Outfielder

MISSISSIPPI SPORTS HALL OF FAME

(16 Inductees)

Year	Inductee	Years at MSU	Year	Inductee	Years at MSU
1963	H.M. “Hughie” Critz	1919-20	1995	Doug Hutton	1963-64
1964	David M. “Boo” Ferriss	1941-42	1997	Delbert B. “Del” Unser	1964-66
1966	William “Willie” Mitchell	1905-09	1998	Ron Polk	Head Coach: 1976-97, 2002-08
1968	C.E. “Heifer” Stewart	1925-27	2008	Will Clark	1983-85
1971	C.S. “Buddy” Myer	1922-24	2011	Jeff Brantley	1982-85
	Fred. J. Walters	1935-37	2012	Rafael Palmeiro	1983-85
1976	C.H. “Peewee” Armstrong	1935-37	2017	Jay Powell	1991-93
1982	Paul E. Gregory	1928-30; Head Coach: 1957-74	2023	Paul Maholm	2001-03

MISSISSIPPI STATE UNIVERSITY SPORTS HALL OF FAME

(53 Inductees)

Year	Inductee	Years at MSU	Year	Inductee	Years at MSU
1970	H.M. “Hughie” Critz	1919-20	2000	John Grace	1943, 1947-48
	David M. “Boo” Ferriss	1941-42	2001	Bobby Crosswell	1968-71
	Robert Clay Hopper	1924-26		Brantley Jones	1967-70
	William “Willie” Mitchell	1905-09	2002	Nat “Buck” Showalter	1977
	C.R. “Dudy” Noble	1913-15; Head Coach: 1920-47	2003	Jeff Brantley	1982-85
	C.E. “Heifer” Stewart	1925-27		Will Clark	1983-85
1972	C.H. “Pee Wee” Armstrong	1935-37	2004	Floyd Johnson	1948-51
	W.H. Bobo	1915-18	2006	Daniel O. Murphy	1950-52
	C.S. “Buddy” Myer	1922-24	2007	Curt Monroe	1952-53
	Jack Nix	1938	2008	Rafael Palmeiro	1983-85
	Jackie Parker	1953	2009	Glenn Young	1981-82
	Fred. J. Walters	1935-37	2012	Sammy Ellis	1961
1973	James C. “Jerry” Harris	1928-30	2017	Philip Still	1968-71
	H. Stennis “Judge” Little	1921-22	2018	Molly Halbert	1956-58
1974	W. D. “Billy” Chadwick	Head Coach: 1910-18		Paul Maholm	2001-03
1975	R.E. Slim Cassibry	1933-35	2019	Mike Kelley	1976-79
1976	Alex Grammas	1947-49	2020	Bobby Thigpen	1985-86
	Morley Jennings	1910-12	2022	Bruce Castoria	1979-82
	William A. Pappenheimer	1929-30	2024	Bobby Reed	1988-90
	Dallas Vandever	1929, 1931			
1977	Paul E. Gregory	1928-30; Head Coach: 1957-74			
	Leslie B. “Cy” Taylor	1932-33			
1978	Frank Chambers	1964-66			
1981	Delbert B. “Del” Unser	1964-66			
1982	Phillip “Lefty” Brandon	1947-49			
	Thomas O. “Tommy” Neville	1963-64			
1983	James A. “Jimmy” Bragan Sr.	1947-50			
1991	Lloyd C. McDougal Jr.	1943			
1992	R. B. “Bernie” Ward	1936-38			
1993	Mike Proffitt	1969-72			
1994	Ken Tatum	1964-66			
1995	Doug Hutton	1963-64			
1996	Lee Watts	1946, 1948-49			
1997	Jack Lazorko	1977-78			
1998	Ron Polk	Head Coach: 1976-97, 2002-08			
1999	Frank Montgomery	1961-63			

HISTORY & HONORS

ALL-TIME LETTERWINNERS



CURRENT STUDENT-ATHLETES IN BOLD

A		B		C		D		E		F		G		H	
ABBOTT, Eli	1885-89	BACON, Bill	1963-65	CALDWELL, R.S.	1935-37	D'ERCOLE, Steve	1980-81	EAGAN, Jack	2019	FAIRCLOTH, J.L.	1911-12	GAGE, Tony	1981-82	FAIRCLARK, J.L.	1911-12
ABRAHAM, Jim	1999	BAILEY, Jim	1957-59	CANTRELL, Johnny	1960-62	DAVIS, Jess	2022	EASLEY, Edward	2005-07	FARRAR, Ben	1951-53	GAINES, Tanner	2012	FARRAR, Ben	1951-53
ABRAHAM, Josh	2002	BAKER, D.M.	1931-32	CARLSON, Steve	1975-78	DAVIS, J.H.	1896	EAST, Butch	1964	FAULK, G.H.	1919	GALCERN, G.E.	1895-96	FAULK, G.H.	1919
ABRAMS, Randy	1984-87	BAKER, H.G.	1912-13	CARMOCHE, Dylan	2021	DAVIS, Odis	1976-77	EASTLAND, S. Jr.	1904-06	FAVARA, S.D.	1941-42	GALCERN, R.H.	1896	FAVARA, S.D.	1941-42
ADAMS, A.C.	1913	BANE, Craig	1992-94	CAROTHERS, V.M.	1897	DAVIS, R.T.	1918	EBERS, Eric	2004-05	FEATHERSTONE, F.M.	1927	GAMMILL, Jimmy	1989-91	FEATHERSTONE, F.M.	1927
ADAMS, Joe Roy	1949-51	BARBARIAN, J.T.	1914-15	CARPENTER, Matt	1991-93	DAVIS, Ronnie	1959	ECHOLS, Eddie	1957-59	FEILD, Junior	1965-67	GANT, Jamie	2003-04	FEILD, Junior	1965-67
ADAMS, Larry	1960-62	BARLOW, Trysten	2017-19	CARPENTER, Wirt	1891-93	DAVIS, Tyler	2023-24	ECHOLS, Tracy	1986-87, 89-90	FERRERI, J.S.	1938-40	GARDINER, Don	1956-58	FERRERI, J.S.	1938-40
ADKINS, Luke	2009-10	BARTLETT, Chuck	1982-83	CARROLL, James	1964-66	DAVIS, V.W.	1914-15	EDMONSON, Richard	1966-68	FERRISS, David "Boo"	1941-42	GARDNER, Damon	1990	FERRISS, David "Boo"	1941-42
ALBRO, Daryl	1993	BARTLEY, Terry	1979	CARROLL, M.B.	1938	DEAS, F.H.	1898-99	EDWARDS, Mitch	1986	FESMIRE, Ryan	2003-04	GARNER, Cager	2000-01	FESMIRE, Ryan	2003-04
ALDRICH, Russ	1977-78	BARTON, Jacob	2017	CARROLL, Ryan	1999-02	DeLOACH, Scott	2009	EDWARDS, Ryan	2008-11	FIFE, P.J.	1903, 05-07	GARNER, Daniel	2014	FIFE, P.J.	1903, 05-07
ALEXANDER, J.H.	1917-18	BATES, C.C.	1925-27	CARTER, Benjie	1973-75	DEMPSEY, Gary	1958-61	ELAND, S.W.	1928-30	FILIPPI, Craig	1982-83	GARNER, Kace	2021	FILIPPI, Craig	1982-83
ALEXANDER, Luke	2016-18	BATES, Leon	1954-55	CARTER, C.C.	1903-04	DENT, H.M.	1906-08	ELLIS, Sammy	1961	FITTS, Trevor	2012-15	GARTMAN, Landon	2023	FITTS, Trevor	2012-15
ALEXANDER, V.B.	1904	BEASLEY, W.D.	1932	CARTER, C.C.	1903-04	DETZ, Alex	1994-96	ENLOW, F.L.	1930-32	FLAGG, Jeff	2006-08	GATLIN, Russ	1964-66	FLAGG, Jeff	2006-08
ALFORD, Slate	2022-23	BEDNAR, Will	1966-68	CARVER, Jesse	2007-08	DEWEESE, Brent	1954-56	ESTEL, Justin	1998-2000	FLEMING, Dick	1962-63	GENDRON, Steve	2001-04	FLEMING, Dick	1962-63
ALLEN, Johnny	2008-09	BEESELEY, Ken	1966-68	CASE, J.G.	1916	DICKERSON, Charlie	1957	ETHERIDGE, Bill	1961-63	FLEMING, Hap	1993-95	GEORGE, Chris	1989-91	FLEMING, Hap	1993-95
ALLEN, Tanner	2018-21	BELL, Benjamin	2019	CASSIBRY, R.E.	1933-35	DICKINSON, Chas	2006-07	ETHERIDGE, H.K.	1961-63	FLETCHER, Sammy	1968-69	GERARD, P.N.	1917	FLETCHER, Sammy	1968-69
ALSTON, D.P.	1904-05	BELL, Don	1964-66	CASTORIA, Bruce	1979-82	DIGGS, Wyn	1996-97	EVANS, Park	1992	FLOURNEY, J.D.	1895	GERARD, P.N.	1917	FLOURNEY, J.D.	1895
ALSTON, W.	1902-03	BENDER, Del	1977-78	CERANTOLA, Eric	2019-21	DILGARD, Keith	1996-97			FONDREN, W.M.	1936	GIRODO, Chad	2010-13	FONDREN, W.M.	1936
AMERSON, Mike	1976-77	BENDER, Del	1977-78	CHAMBERS, F.W.	1939-41	DILLE, A.B.	1911			FORBES, J.C.	1940	GLENN, W.R.	1941	FORBES, J.C.	1940
AMMIRATI, Nick	2012-13	BENSON, Rex	1946, 48-49	CHAMBERS, Frank	1964-66	DIXON, Rick	1979-80			FORD, E.Q.	1899	GLOVER, Ben	1957-59	FORD, E.Q.	1899
AMSLER, F.L.	1924-26	BERKERY, Thomas	2003-06	CHANCE, Bryce	2023-present	DIXON, W.V.	1936-38			FORD, Parker	2017	GOFORTH, Mark	2007-09	FORD, Parker	2017
AMSLER, H.S.	1932	BERRY, Jack	1947-48, 50	CHAPMAN, C.P.	1912-14	DOHM, Nate	2023-24			FORESMAN, F.C.	1942-43	GOODSON, Robby	2001-03	FORESMAN, F.C.	1942-43
ANDERSON, Beasley	1941	BERRYHILL, Joe	1959-60	CHAPMAN, E.B.	1926-27	DOHM, Nate	2023-24			FORRESTER, J.E.	1946	GOODWIN, James	1959	FORRESTER, J.E.	1946
ANDERSON, Blake	1993-96	BILLINGSLEY, Jacob	2016-18	CHAPMAN, Rick	1973-74	DONALDSON, Ron	1964-65			FORRESTER, Jaxen	2020-21	GORDON, Cole	2016-19	FORRESTER, Jaxen	2020-21
ANDERSON, Charlie	1990-92	BISHOP, C.H. Jr.	1943	CHAPMAN, Travis	1997-00	DONOVAN, Kevin	2004-05			FORSYTHE, Lane	2021-23	GORDON, W.D.	1938-39	FORSYTHE, Lane	2021-23
ANDERSON, J.B.	1891-93	BLACK, C.P.	1946	CHEATHAM, Cole	2022-24	DOOLITTLE, Todd	2004-05			FORSYTHE, Logan	2024	GRACE, J.N. Jr.	1943-48	FORSYTHE, Logan	2024
ANDERSON, Jordan	2018	BLACK, Gavin	2024-present	CHESTER, Nate	2023-present	DOTSON, Luke	2024-present			FORT, R.W.	1890	GRAMMAS, Alex	1947-49	FORT, R.W.	1890
ANDREADES, Tommy	1975	BLAKENEY, Jacob	2002-03	CHILTON, H.S.	1899	DOWE, Steven	2000-03			FORTNER, Bill	1963-64	GRAMMAS, Pete	1947-49	FORTNER, Bill	1963-64
ANGELO, V.J. Jr.	1940-41	BLAYLOCK, Brant	2017	CHISOLM, F.N.	1908-09	DOWNES, Aaron	2022-present			FOSQUE, Justin	2018-20	GRAVEMAS, Kendall	2010-13	FOSQUE, Justin	2018-20
ANSLEY, M.E.	1890	BLEDSE, E.F. Jr.	1942-43, 47	CIJNTJE, Jurrangelo	2023-24	DRANE, G.W.	1898			FOSTER, Don	1953-54	GRAYUM, Richie	1987-89	FOSTER, Don	1953-54
ARMSTEAD, T.W.	1895-96	BLEDSE, W.S.	1943	CLARK, Brian	1993-96	DRANE, G.W.	1898			FOWLER, L.B.	1921-22	GREEN, Hal	1961-62	FOWLER, L.B.	1921-22
ARMSTRONG, B.E.	1911-12	BLOMELEY, Earl	1952	CLARK, Kellum	2021-23	DUBOSE, Eric	1995-97			FRANCE, J.P.	2018	GREGORY, P.E.	1928-30	FRANCE, J.P.	2018
ARMSTRONG, C.H.	1935-37	BLOMELEY, Warren	1947-48, 50-51	CLARK, Scott	1997-99	DUBRULE, Scotty	2021			FRANCIS, H.T.	1904	GREGORY, Paul Jr.	1965-67	FRANCIS, H.T.	1904
ARMSTRONG, Derrick	2013-14	BOBO, W.H.	1915-18	CLARK, Tucker	1937-39	DUDA, Sammy	1985			FRAZIER, Adam	2011-13	GRIFITH, Steve	1972-73	FRAZIER, Adam	2011-13
ARMSTRONG, R.S.	1930	BOLTON, C.G.	1924-26	CLARK, W.T.	1930-32	DUDLEY, John	1962-63			FREED, Mark	1998-00	GRISHAM, Ben	2004-05	FREED, Mark	1998-00
ARNOLD, T.H.	1921-24	BOLTON, H.H.	1933-35	CLARK, Will	1983-85	DUDLEY, Knox	1958			FREEMAN, Brad	1995-98	GRISOM, W.C.	1937-39	FREEMAN, Brad	1995-98
ARRIETE, Nelson	1986-89	BOND, Bill	1981-82	CLAY, J.O.	1908-09	DUFFY, Ryan	2007-10			FREEMAN, Cody	2008-11	GROSS, Beverly	1949-51	FREEMAN, Cody	2008-11
ASHBY, Gus	1954	BOONE, Ray	1967	CLAYTON, D.G.	1919-20	DUGGAR, L.L.	1895			FRENCH, Hunter	2020	GULLEY, P.	1903-04	FRENCH, Hunter	2020
ASHCRAFT, Graham	2017	BORING, Jim	1958-59	CLEM, C.B.	1897	DUNLAP, Fred	1973-76			FRENTZ, G.	1913-15	GUYTON, M.B.	1943	FRENTZ, G.	1913-15
AUGER, Brooks	2022-24	BOTTOM, R.	1906	CLEVELAND, Brett	2003-06	DUNLAVEY, David	2020			FRISTOE, Jackson	2021-22	WINNER, H.	1892-93	FRISTOE, Jackson	2021-22
AUSTIN, K.W.	1921-24	BOWEN, Ricky	2007-09	CLIBURN, Perry	1978-80	DUNN, Brooks	2003-06			FROST, Sam	2010-13			FROST, Sam	2010-13
		BOWMAN, W.H.	1910	CLLIETT, J.R.	1939-41	DUPUY, Jerry	1993-94			FULLERTON, Tyler	2012			FULLERTON, Tyler	2012
		BOYD, C.D.	1918-19, 21	CLISBY, M.B.	1903-04	DURIN, G.S.	1946								
		BRACEWELL, Ben	2010, 12-14	COBB, H.A.	1920-22	DYESS, J.H.	1929-31								
		BRADFORD, C.T.	2011-14	COHEN, John	1988-90										
		BRADFORD, Mike	1982-83	COLE, G.H.	1910-13										
		BRAGAN, Bobby	1963-65	COLE, Joe Bob	1973-74										
		BRAGAN, Frank	1951-53	COLEMAN, E.	1903-04										
		BRAGAN, Jimmy	1947-50	COLEMAN, E.P.	1933-34										
		BRAGG, Harrison	2017	COLLINS, Gavin	2014-16										
		BRANDON, C.N.	1914-17	COLLINS, Mike	1968-71										
		BRANDON, Phillip	1947-49	COLLINS, Ryan	2008-11										
		BRANNON, Larry	1959-61	COLLUMS, Joey	2000-03										
		BRANTLEY, Jeff	1982-85	COMBS, C.G.	1907										
		BREAUX, Kale	2016, 18-19	COMPTON, Brian	1998-99										
		BRELAND, C.L.	1910	CONNELL, J.H.	1887										
				CONNER, Boyd	1978-79										
				COOK, J.D.	1939										
				COOPER, J.G.	1933-35										
				COOPER, S.F.	1912-13										
				CORDER, Matt	2022										
				CORLEY, Brad	2003-05										
				CORLEY, F.G.	1924-26										
				COUNTS, Rick	1972-73										



HISTORY & HONORS

H	
HAIR, Frank	1959
HALBERT, Molly	1956-58
HALE, Steve	1975-76
HALEY, J.L.	1933-35
HALL, Dennis	1967, 69-70
HALLIBURTON, J.C.	1921
HALTER, Gunner	2019
HAMILTON, Bill	1965-66
HAMILTON, Casey	2004
HAMILTON, Jim	1973-74
HAMILTON, Joey	1990-91
HAMILTON, W.C.	1940, 46-47
HANCOCK, Luke	2019-23
HANDLEY, Jim	1962
HANN, Kyle	2013
HANNAH, Dale	1979
HARDCASTLE, J.T.	2001
HARDEN, Jon	1990-92
HARDEN, Nat	1993
HARDIN, Tyson	2023-24
HARDING, Houston	2020-21
HARDWICK, Bryan	1979-82
HARDY, Nick	2007-09
HARDY, S.L.	1909
HARPER, J.A.	1942
HARRINGTON, F.	1898
HARRINGTON, T.H.	1898
HARRIS, J.C.	1928-30
HARRIS, James	1976
HARRIS, R.C.	1926-28
HARRIS, S.D.	1886
HARRIS, S.R.	1933
HARTNESS, C.H.	1928-29
HARTNESS, S.D.	1887
HARTZOG, H.	1925-26
HATCHER, Josh	2018-21
HAUSWALD, Rob	1995-98
HAWKINS, C.W.	1935-37
HAYES, David	2009
HAYES, Robbie	1993
HAYMAN, David	1993-96
HEARNE, B.	1908-09
HECK, Seth	2014-15
HEGAN, Steve	1991-94
HELD, Mike	1970-72
HENDERSON, Carl	1993
HENDERSON, Demarcus	2012-14
HENDERSON, Gene	1969-72
HENDERSON, Tim	1989-90
HENRY, Chad	2001-02
HENRY, J.B.	1938
HERZOG, Hans	1982-83
HIGHFILL, Ross	2023-present
HIGHT, F.T.	1936-38
HILDRETH, Brad	1986-89
HILL, Steve	1975-77
HINE, C.R.	1933-35
HINES, Hunter	2022-present
HINTON, Bill	1951-53
HOBBS, F.M.	1913-14
HOGGARD, Cade	2007-08
HOGUE, Grant	2008-09
HOLCOMBE, Colby	2023-24
HOLDER, Jonathan	2012-14
HOLLAND, Dale	1971-73
HOLLAND, John	2015-16
HOLLAND, W.H.	1925
HOLLINGHEAD, Drew	2009
HOLLY, Chuck	1988-91
HOLMES, B.D.	1919-20
HOLMES, Butch	1972-74
HOLMES, W.T.	1943
HOPE, Darrin	2001
HOPPER, R.C.	1924-26
HOOTEN, David	1994-96
HORNE, L.T.	1931-33
HORNE, Roy	1971
HOUSEL, Matt	2004
HOUSTON, Greg	2007-10
HOUSTON, Zac	2015-16
HOWARD, J.R.	1897
HOWARD, L.J.	1917
HOWARTH, Jim	1967-68
HOWE, Tom	1991-92
HOWELL, H.F.	1923-24
HOWELL, J.E.	1920-22
HOYLE, Wil	2023
HUBBARD, Bryce	2023
HUDSON, Dakota	2014-16
HUDSON, E.E.	1902
HUDSON, Ken	1970
HUFFMAN, W.H.	1928-29
HUGHES, Collins	2001
HUGHES, J.E.	1941-42
HUGHES, Noah	2017
HUGHES, T.B.	1923-24
HUJSAK, Conner	2023-24
HUMPHREYS, Reid	2014-16
HUMPHRIES, C.D.	1906
HUNT, KC	2021-23
HUNTER, Jeff	2000-01

HUNTER, Joseph	2003-06
HURST, Jody	1987-89
HUTCHINSON, Dudley	1959-61
HUTTO, Brad	2001
HUTTON, Doug	1963-64
I	
INGRAM, David	1975-76
INTORCIA, Trent	1983-86
IRVIN, Bruce	1971-72
IVY, S.R.	1940
J	
JACKSON, Jeremy	1995-98
JAMES, Kamren	2020-22
JAMES, Keegan	2016, 18-19
JAMES, Nelson	1968
JANOUS, Frank	1960
JASZCZAK, Steve	1994
JENKINS, Ben	1994-96
JENKINS, J.C.	1890-91
JENNINGS, J.M.	1909-11
JENNINGS, Morley	1910-12
JENNINGS, W.J.	1885-88
JETER, Robbin	1982-83
JOBES, Tracy	1987-90
JOHNSON, Alan	2003-05
JOHNSON, Billy	1948
JOHNSON, Floyd	1948-51
JOHNSON, J.H.	1940
JOHNSON, Joel	1985-86
JOHNSON, Josh	2004-07
JOHNSON, Preston	2021-22
JOHNSON, Roy	1959-61
JOHNSON, T.H.	1892
JOHNSON, Trey	2010-11
JOHNSON, Van	1995-98
JOHNSON, W.B.	1923-24
JOHNSON, W.E.	1947-48
JOHNSON, Wes	1987-88
JOINER, Mark	1975
JOLLY, Trey	2017
JONES, Brad	2003-06
JONES, Brantley	1967-70
JONES, Brayden	2012
JONES, Devin	2009-11
JONES, Enrico	1999-02
JONES, Hayden	2019
JONES, R.	1917-18
JONES, Robert	1950-51
JONES, Ron	1963-64
JONES, Tyler	2004
JORDAN, Dakota	2023-24
JORDAN, Landon	2019-21
JORDAN, Rowdey	2018-21
K	
KALLAHER, Jim	1974-77
KATEON, Bunky	2005-06
KEE, T.L.	1943
KELLEY, Mike	1976-79
KELLY, O.G.	1895
KELLY, Shane	1999-00
KENNEDY, Kyle	1992-95
KERR, A.P.	1906
KILPATRICK, D.C.	1940
KING, Steve	1984-86
KINNEY, F.G.	1914-15
KINNEY, H.C.	1913-15
KLINDWORTH, M.E.	1920-22
KLIPSTEIN, Dave	1979-82
KLYCE, F.W.	1940
KNOST, W.A.	1911
KNOTT, Jon	1998-01
KOCOL, Bobby	1978-79
KOESTLER, Carlisle	2020-21
KOHLER, Logan	2024
KOHN, Pico	2022, 24-present
KOMP, George	1975
KOON, Jared	2007
KOTOWSKI, Tony	1950
KRAUSSE, Dave	1967
KRUGER, Jack	2016
KURTZ, Ken	1979
L	
LACHER, Jeff	2001-04
LAKE, W.A.	1885-89
LALOR, John	2005-08
LAMB, J.T.	1931
LAMON, Fred	1950-52
LAND, Mason	2020
LANGSTON, Lloyd	1961-63
LANINFA, Brian	2004-07
LANN, H.T.	1896
LARRY, Amani	2023-24
LARSON, Adam	1999-01
LASTER, Lucas	2014-15
LATHON, Ed	1967
LAVENE, L.C.	1929
LAWHORN, A.F.	1941-42
LAZORKO, Jack	1977-78
LEA, Matt	2006

LEDBETTER, Colton	2023
LEE, Ken	1976-77
LEE, M.E.	1916-19
LEE, Richard	1995-98
LEGGETT, Tanner	2020-22
LENOIR, R.L.	1930
LENOIR, S.P.	1907-09
LEWIS, Brent	2001-03
LEWIS, Brooks	2007-09
LEWIS, C.P.	1915
LIEBELT, Jared	2018-19
LIGON, Karson	2024-present
LILLY, C.E.	1903
LINDGREN, Jacob	2012-14
LITTELL, Eric	1973-75
LITTLE, H.S.	1921-22
LITTON, Doug	1953-54, 57-58
LOCKE, Bobby	1983-84
LOE, Terry	1977, 79-81
LOEWER, Carlton	1992-94
LOEWER, C.D.	1925-26
LOFTIN, Bradley	2023-present
LONG, Casey	2001-02
LONG, Johnny	2024
LOPER, Harold	1915
LOTTERHOS, Chris	1998-99
LOVELADY, Josh	2015, 17
LOWE, Nathaniel	2016
LOWTHER, David	1979-80
LUBY, Harvey	1972, 74-75
LUCADO, J.S.	1930
LUCAS, W.Y.	1907-09
LUMSDEN, G.R.	1937-38
LUSK, Kelly	1955
LYLE, T.D.	1918
LYONS, Eddie	1991-94
LYONS, Rathel	1920
LYONS, Roy	1918-20
M	
MacLEOD, Christian	2020-21
MACKIN, Jeff	1991-94
MacNAMEE, Elijah	2017-19
MAGEE, W.J. Jr.	1912-14
MAGRUDER, F.H.	1910-12
MAHAN, Russ	1989
MAHER, Buddy	1977-78
MAHOLM, Paul	2001-03
MAHONEY, Andrew	2017
MALONE, Jack	1986
MALONEY, Chris	1982-83
MANGUM, Jake	2016-19
MANISCALCO, Matthew	2000-03
MARKS, G.S. Jr.	1946
MARRERO, Elih	2016
MARSH, Cole	2018
MARSLAND, David	1993
MARTIN, E.C.	1898
MARTIN, G.W.	1924
MARTIN, Mike	1986-88
MARTIN, Ty	1999-00
MARTZ, Billy	1980-81
MASTERS, Burke	1987-90
MATTHEWS, Bobo	1954
MATTHEWS, H.H.	1897
MATTHEWS, Joel	1993
MATTHEWS, W.M.	1895
McBEATH, W.K.	1942
McCAIN, B.H.	1918
McCANN, Howie	1977-78
McCANN, Mike	1983-84
McCARGO, R.W.	1906-09
McCASKILL, Joseph	2004-07
McCLELLAN, J.W.	1907-10
McCLELLAN, W.S.	1927-29
McCOOL, Bob	1963-64
McCOOL, J.	1902
McCRANEY, Mike	1985-87
McCULLOUGH, Tom	1977-78
McDERMOTT, R.J.	1911-12
McDONALD, John	1977-80
McDONALD, Kyte	2021
McDONALD, Roark	1984-86
McDOUGAL, L.C.	1943
McDUFFEE, W.C.	1930-31
McGEE, Ken	1967-69
McGOWAN, Drew	2020-22
McGRATH, Ryan	1997-00
McKAY, D.P.	1886-87
McKENZIE, Jackson	2024
McKISSICK, Clovis	1956
McMAHON, David	1988
McMAHON, R.J.	1938-39
McNAIR, Don	1957-59
McNALLY, James	1954-57
McNEIL, T.Y.	1897-98
McQUARY, Denver	2017-18
McRANEY, Will	1983-86
McVEY, E.A. Jr.	1938-39
McWILLIAMS, J.W.	1887-89
McWILLIAMS, W.R.	1917
MEADOWS, Wayne	1962-64

MECHE, Davis	2021-22
MEDDERS, Brandon	2000-01
MERRIMAN, Jerry	1960-61
MERSHON, David	2023-24
METTS, A.C.	1903-04
MILEY, Bill	1968-69
MILLER, J.W.	1925
MILLER, Tom	1969
MILLER, W.S. Jr.	1942-43
MILLS, R.	1910
MILNER, Sammy	1970
MILTON, Ted	1969-72
MIMS, Tommy	1970
MINOR, H.A.	1899
MINOR, H.D.	1886-87
MINOR, Longstreet	1905-06
MINTZ, Levi	2015
MITCHELL, Bennie	1905-09
MITCHELL, David	1988-90
MITCHELL, Evan	2011-13
MITCHELL, John	1984-87
MITCHELL, M.B.	1920-22
MITCHELL, Monroe	1955-57
MITCHELL, Ross	2012-15
MITCHELL, Scott	1987-90
MITCHELL, Willie	1905-09
MITCHELL, W.M.	1942
MOHON, Bobby	1952-54
MONROE, Curtis	1952-53
MONTGOMERY, Bill	1974-76
MONTGOMERY, E.	1885, 88-91
MONTGOMERY, Frank	1961-63
MONTGOMERY, S.	1885-90
MOON, H.H.	1885
MOORE, C.H.	1931-32
MOORE, Earl	1892-93
MOORE, Forrest	2008
MOORE, Tyler	2008
MORELAND, Mitch	2005-07
MORGAN, Gene	1984-85
MORGAN, H.C.	1939-40
MORLOCK, Allen	1981-82
MORRIS, Pat	1955-56
MORRIS, W.	1903-04
MORTON, W.E.	1902
MULDROW, H.L.	1890-91
MULLINO, Ray	1985-86
MUNDIE, Don	1979-81
MUNGLE, Jon	2002-03
MURCH, Red	1897
MURPHY, B.J.	1942-43
MURPHY, Dan	1950-52
MURPHY, Terry	1954-57
MYER, C.S.	1922-24
MYERS, J.S.	1912
MYLES, Harold	1982-84
MYRICK, Bobby	1971-74
N	
NACE, Todd	1988
NAIL, Braxton	1953-55
NAPPI, Jason	2008-09
NASH, H.R.	1927
NEAL, W.S. Jr.	1902
Neff, Zach	2018
NEIL, George	1915
NESTER, Arthur	1960-62
NEVILLE, Tommy	1963-64
NEWMAN, Doug	1994-95
NICHOLAS, Todd	2001-03
NICHOLS, Aubrey	1962-64
NIOLET, H.L.	1946
NIX, J.C.	1938
NIXON, Aaron	2023
NIXON, V.D.	1937-38
NOBLE, C.R. Dudy	1913-15
NOBLE, P.A.	1926-28
NORMAN, Rob	1988-91
NORRIS, Daryl	2011-13
NORTON, Ronnie	1961-63
O	
OAKLEY, G.E.	1931
OBRAĐOVIĆ, Mark	2000
O'BRIEN, Michael	2024-present
OGDEN, Jonathan	2010-11
OLIVER, Dale	1961-62
OWEN, Joe	1970-72
OWENS, Brian	2002-03
P	
PACE, Paxton	2009
PADGETT, Jared	2016
PALMEIRO, Rafael	1983-85
PALMER, Coker	1968-69
PAPELBON, Jonathan	2001-03
PAPPENHEIMER, W.A.	1929-30
PARADDOA, Dan	1986-87
PARENTON, Tim	1982-84
PARKER, Bob	1983-84
PARKER, F.W.	1897-99
PARKER, Guy	1960-62
PARKER, Jackie	1953



HISTORY & HONORS

PARKER, John Ed	1955
PARKER, T.I.	1919-22
PARKS, Jarrod	2009-11
PARKS, Lee	1999-02
PARVIN, Dave	1960
PASSEAU, Claude	1964-66
PATRICK, Chase	2020-21
PATTERSON, J.E.	1915
PATTERSON, R.L.	1942
PATTON, Barry	1995-98
PATTON, George	1966-68
PATTY, H.L.	1898-99
PAUL, Billy	1952
PAVLOU, Larry	1976-79
PAXTON, A.H.	1942
PEARCE, J.B.	1931
PEARSON, M.T.	1913-14
PEARSON, Winston	2002-03
PEATROSS, J.T.	1918
PEEL, R.L.	1923-25
PEEPLES, Matt	1997-98
PENER, Alex	2018
PEPPER, R.H.	1917-19
PERKINS, David	1991-94
PERKINS, E.G.	1933-35
PERRY, G.D.	1919
PETRULIS, Paul	1991-93
PHARES, David	1970-71
PHILLIPS, Mickey	1960
PIATT, Adam	1995-97
PIGOTT, Justin	2005-08
PILKINGTON, Konnor	2016-18
PILLOW, G.D.	1936
PIMENTEL, Brandon	2020-21
PINKERTON, Wayne	1972-75
PINSON, T.C.	1946
PIRTLE, Brett	2013-14
PITTMAN, J.N.	1946
PLUMLEE, Peyton	2017, 19
POGUE, C.M.	1946
POLK, Scott	1995-99
POLK, Steve	1989-90
POLLORENA, Luis	2011-13
POOLE, Tanner	2017-18
POPE, Don	1960-61
PORTER, Jay	1981-83
PORTER, Trey	2012-13
PORTERA, Andy	1962-63
PORTERA, Frank	1965-67
POTTER, F.E.	1913-15
POTTS, Jocko	1967-70
POWELL, Jay	1991-93
POWELL, Joe	2024-present
POWER, Frank	1954-57
POWER, Mark	1995-97
POWERS, Connor	2007-10
POWERS, Ryan	2008-09
PRATHER, R. Jr.	1902-04
PRICE, Spencer	2017-21
PRIESTER, R.D.	1926-28
PRIESTER, V.D.	1940-41
PRITCHARD, Lamar	1971-72, 74
PROFFITT, Mike	1969-72
PRUETT, Jim	1957-59
PRUSER, Mike	1980
PRYOR, R.M. Jr.	1943
PULLIAM, Ethan	2024-present
PURVIS, Russell	1960

Q	
QUINN, Tom	1990-92

R	
RAFFO, Tommy	1987-90
RAMSEY, Saunders	2003-05
RANDOLPH, Zack	2014
RATH, Gary	1992-94
RAWDOW, Frank	2009
RAWLS, R.D.	1921-23
RAY, Carl	1960
RAY, T.J.	1886-87
REA, Jeffrey	2004-07
REA, Wes	2012-15
REAGAN, Josh	1978-79
REDD, Ricky Joe	1992-95
REDDEN, O.S.	1928
REED, Bobby	1988-90
REED, Caleb	2009-12
REED, R.E.	1939
REEDER, Claude	1963-65
REID, W.D.	1905-06
REINIKI, Chris	1997-98
REINSTETLE, Dwight	1972
RENFROE, Hunter	2011-13
REYES, Louis	1974
REYNOLDS, Luke	2015
RHODES, Joe	1950
RICE, Andy	2006-08
RICHARDSON, Matt	2006-07
RIDDLE, Larry	1974-75
RIGBY, Ryan	2016
ROBBINS, Wayne	1956-58

ROBERDS, W.G.	1905-07
ROBERTS, J.M.	1915
ROBINS, E.L.	1890-93, 95
ROBINSON, Don	1975-78
ROBINSON, Don	1950
ROBINSON, Jason	1994
ROBINSON, Jim	1988-90
ROBSON, Jacob	2013, 15-16
ROCK, Jamie	1999-00
ROGERS, Jeff	1914-15
ROOKER, Brent	2015-17
ROPER, M.A.	1933
RORIE, Bill	1967-70
ROSEBOROUGH, E.H.	1907
ROSSEAU, T.H.	1892-93, 95
ROUTT, Nick	2009, 11-12
ROWAN, C.	1885
RUBY, A.R.	1928-29
RUDD, E.I.	1896-97
RUSSELL, C.E.	1919-20
RUSSELL, C.H.	1908-10
RUSSELL, T.G.	1896-97
RUTLEDGE, Michael	2005-07

S	
SAHLER, Mike	1975
SAUNDERS, H.T.	1898-99
SAUNDERS, W.B.	1917-20
SCARBROUGH, Tyler	2003-04
SCHLOSSER, Randy	1979-80
SCHNEIDER, Sonny	1947-50
SCHOENROCK, Bill	1958-60
SCHUELKE, Cam	2024
SCIONEUX, Damian	1996-97
SCOTT, John	1984-86
SEIBERT, Von	2022-23
SELF, T.E.	1947-49
SELF, Riley	2017-21
SEXTON, Austin	2014-16
SHANKS, F.D.	1941-42
SHANNON, C.R.	1890-91, 93
SHARPE, L.K.	1885-89
SHAVE, Jon	1987-90
SHAW, J.V.	1935
SHAW, M.J.	1914-17
SHEFFIELD, Neil	1960-61
SHELLY, John Marc	2013
SHEMPER, Jared	2020-21
SHEPHERD, Jaron	2010-11
SHEPHERD, Scott	1975-77
SHEPPARD, Joe	1948-50
SHIELDS, D.A.	1902
SHOWALTER, Nat	1977
SHREWSBERRY, John	1979-81
SHUMAKER, Brad	1996-97
SHUMAKER, Coie	1967-69

2023-present	
SIARY, Evan	1932-34
SIKES, C.H.	1923
SIKES, D.O.	2004

2021-present	
SILVA, Gray	2020-22
SIMMONS, Stone	2017-19
SIMS, Landon	2021-22
SKELTON, Dustin	2012-13
SKINNER, Brayland	2016-19
SLAUTER, Mitch	1980
SMALL, Ethan	2016-18
SMITH, Bob	2019-22
SMITH, Brandon	2021-23
SMITH, Cade	1963-65
SMITH, Charlie	1940-41
SMITH, E.G.	1908-11
SMITH, F.M.	1899
SMITH, H.	1934-35
SMITH, H.E. Jr.	1946
SMITH, Herman	1977-78
SMITH, Mike	2015-16
SMITH, Mike	2007-10
SNEED, Russ	1943-47
SNYDER, H.L.	1980-81

2024-present	
SOTTILE, Lou	1997-98
SPALITTA, Steven	1965-66
SPARKMAN, Sparky	1919
SPEED, David	1971-72
SPENCER, A.L.	1940-42
SPICA, Rick	2019
SPRAGGINS, H.F. Jr.	2015
SPRING, Tyler	1956
SPRUILL, Matt	2011
STANTON, Bill	1902
STARK, Taylor	1975
STARK, W.	2011
STATUM, Bobby	2024
STATZ, Tim	1911
STEPHEN, Khal	1939
STEVENS, Nolan	1968-71
STEVENSON, R.V.	2021-23
STEWART, M.M.	1888-89
STILL, Phil	2016-18
STINNETT, Parker	
STINSON, E.B.	
STOVALL, Hunter	

STOVALL, W. D. R.	1920-21
STRAITS, John	1994-95
STRATTON, Chris	2010-12
STRINGER, J.I.	1925-26
STRINGER, W.L. Jr.	1934-35
STUART, C.E.	1925-27
STUBBS, A.B.	1936-38
STUBBS, A.F.	1937
STUBBS, H.T.	1939-40
SUSCE, Steve	1979-81
SUTTON, R.T.	1939
SWINDLE, Lee	2008-09

T	
TACKETT, Daniel	2004-05
TALLEY, Drew	2022
TANKSLEY, Scott	1993-95
TANNER, Logan	2020-22
TAPPER, Brock	2023
TAQUINO, Michael	2000
TATUM, Craig	2003-04
TATUM, Ken	1964-66
TATUM, Vance	2014-16
TAYLOR, L.B.	1932-33
TAYLOR, Mark	1981-82
TEPPER, Mikey	2021-22
TERRY, Brian	1997-00
THIESEN, Gator	1984-85
THIGPEN, Bobby	1984-85
THIGPEN, Wes	2010-11
THOMPSON, E.T.	1930-32
THOMPSON, Jerry	1969-71
THOMPSON, L.R.	1926-28
THOMPSON, W.L.	1897
THOMS, Hank	1997-99
THOMS, Josh	2002-04
THOMS, Lake	1998-99
THOMS, Rusty	1995-98
TILLER, T.E. Jr.	1946
TINSLEY, Brooks	2006
TOMKINS, Larry	1994-95
TORRES, Pete	1978-79
TOWNES, R.B.	1919
TRIBOLET, Scott	1994-95
TROTTER, G.P.	1903-07
TRUITT, J.F.	1942
TUCKER, J.B.	2002-03
TULLAR, Cam	2021-22
TURCOTTE, Louis	1976
TURNER, Brandon	2007-08
TURNER, Charles	1957-59
TURNER, I.S.	1922-25

U	
UNDERWOOD, Bee	1933-34
UNSER, Del	1964-66
UTTERBACK, W.E.	1891

V	
VALENTINE, Mike	2005-07
VAN CLEVE, Dan	1982-85
VANDEVERE, D.C.	1929-31
VANSAU, Hunter	2017-18
VAUGHN, Jack	1956
VAUGHN, J.S.	1924
VEAZEY, J.C.	1897
VENABLE, J.C.	1943
VICKERSON, Jake	2014-15
VICKERSON, Nick	2010-11
VOSS, David	1970-72

W	
WADDELL, Trent	2015
WAITS, F.A.	1932-34
WALKER, Cody	2014-15
WALKER, Gerald	1951-53
WALKER, Jack	2022
WALLACE, B.J.	1990-92
WALLACE, Glenn	1967-69
WALLING, Andrew	2022
WALTERS, Barry	1996-98
WALTERS, J.F.	1935-37
WALTON, F.L.	1910
WARBURTON, John	1991
WARD, R.B.	1936-38
WASHINGTON, Gary	1965-67
WASHINGTON, Manuel	1967-69
WATSON, C.C.	2010
WATTS, Lee	1946, 48-49
WAX, H.O.	1918
WAX, J.A.	1931
WEATHERFORD, Aaron	2006-08
WEAVER, Trent	1986
WEAVER, Tri	1985-86
WEBB, Ben	1986
WEBB, J.W.	1928-29
WEDDELL, F.J.	1890-93
WEEMS, J.L.	1934
WEISHEIM, Tim	1978-79
WELLS, Harold	1952-53
WENDTLAND, Walt	1975-76
WENTZ, Bob	1953

WESSON, Jared	2009
WEST, Josh	1998-01
WESTBURG, Jordan	2018-20
WHEELER, Brett	1996-98
WHEELER, J.O.	1885
WHEELER, M.J.	1906
WHITE, Colby	2019
WHITE, J.N.	1919-20
WHITE, Pete	1980-83
WHITNEY, Tyler	2007-10
WHITTEN, L.H.	1907-09
WIENIEWITZ, Spud	1973-74
WIESE, Brian	1996-99
WILDER, E.	1917-18
WILFORD, F.C.	1941
WILLCUTT, Jason	1998-99
WILLCUTT, Jimmy	1962-64
WILLIAMS, Charlie	1953-55
WILLIAMS, Drew	1991-94
WILLIAMS, Jesse	1955-56
WILLIAMS, Julian	1954
WILLIAMS, Lee	1950-52
WILLIAMS, W.J.	1910
WILLINGHAM, Phillip	1998-01
WILLOUGHBY, Gary	1975-77
WILSON, Andy	2004-08
WILSON, Joe	1954-57
WINFORD, Barry	1986-89
WINFORD, Ron	1987-89
WINKLER, Brad	1980-83
WOMACK, S.K.	1919
WOOD, H.E.	1937-39
WOOD, W.T. Jr.	1936-38
WOODRUFF, Brandon	2012-14
WOOTEN, Josh	2000-01
WREN, Cliff	1999
WRIGHT, Daron	1999-00
WRIGHT, Ernie	1989

Y	
YARBROUGH, Greg	1968
YEAGER, RJ	2022
YEATES, C.W.	1892-93, 95
YEATES, E.D.	1896-97, 99
YEATES, N.	1905
YILLING, Fred	1968-70
YNTEMA, Graham	2023
YOUNG, Chris	2000-02
YOUNG, Glen	1981-82
YOUNG, Paul	2016
YOUNG, Pete	1987-89

Z	
ZELMER, Dan	1982-84



STATE TO THE SHOW

GLEN "LEFTY" BOLTON 1B						
MSU Career: 1924-26						
Teams: (Cleveland (1928)						
MLB Debut: Sept. 21, 1928 (vs. WSH)						
Final MLB Game: Sept. 30, 1928 (vs. BOS)						
Notes: Both career hits were triples.						
YEAR	G	AB	H	HR	RBI	AVG
1928-CLE	4	13	2	0	0	.154
One Year	4	13	2	0	0	.154

JIMMY BRAGAN COACH						
MSU Career: 1947-50 (player), 1957 (head coach)						
Teams: Cincinnati (1967-69), Montreal (1970-72), Milwaukee (1976-77)						
Notes: Managed Class D Bluefield Dodgers (1957)...Served as scout with Cincinnati Reds (1958-66) and then joined major league club as first base coach...Also managed Expos' Triple-A Winnipeg Whips (1971)...President of the Double-A Southern League from 1981-94.						

JEFF BRANTLEY P						
MSU Career: 1982-85						
Teams: San Francisco (1988-93), Cincinnati (1994-97), St. Louis (1998), Philadelphia (1999-00), Texas (2001)						
MLB Debut: Aug. 5, 1988 (vs. ATL)						
Final MLB Game: May 23, 2001 (vs. TB)						
Notes: All-Star (1990)...Rolands Relief Man Award (1996)...Led MLB with 44 saves in 1996...Appeared in 1989 World Series...ESPN color commentator and <i>Baseball Tonight</i> in-studio contributor (2002-06)...Member of Cincinnati Reds radio broadcast team on Cincinnati Reds Radio Network (2007-present).						

YEAR	G-GS	W-L	IP	ERA	SO	SV
1988-SFG	9-1	0-1	20.2	5.66	11	1
1989-SFG	59-1	7-1	97.1	4.07	69	0
1990-SFG	55-0	5-3	86.2	1.56	61	19
1991-SFG	67-0	5-2	95.1	2.45	81	15
1992-SFG	56-4	7-7	91.2	2.95	86	7
1993-SFG	53-12	5-6	113.2	4.28	76	0
1994-CIN	50-0	6-6	65.1	2.48	63	15
1995-CIN	56-0	3-2	70.1	2.82	62	28
1996-CIN	66-0	1-2	71.0	2.41	76	44
1997-CIN	13-0	1-1	11.2	3.86	16	1
1998-STL	48-0	0-5	50.2	4.44	48	14
1999-PHI	10-0	1-2	8.2	5.19	11	5
2000-PHI	55-0	2-7	55.1	5.86	57	23
2001-TEX	18-0	0-1	21.0	5.14	11	0
14 Years	615-18	43-46	859.1	3.39	728	172

ED CHAPMAN P						
MSU Career: 1926-27						
Teams: Washington (1933)						
MLB Debut: Aug. 6, 1933 (vs. PHA)						
Final MLB Game: Oct. 1, 1933 (vs. PHA)						
YEAR	G-GS	W-L	IP	ERA	SO	SV
1933-WSH	6-1	0-0	9.0	8.00	4	0
One Year	6-1	0-0	9.0	8.00	4	0

TRAVIS CHAPMAN 3B/COACH						
MSU Career: 1997-2000						
Teams (player): Philadelphia (2003)						
Teams (coach): New York [AL] (2022-Present)						
MLB Debut: Sept. 9, 2003 (vs. ATL)						
Final MLB Game: Sept. 9, 2003 (vs. ATL)						
YEAR	G	AB	H	HR	RBI	AVG
2003-PHI	1	1	0	0	0	.000
One Year	1	1	0	0	0	.000

BUBBA CHURCH P						
MSU Career: Attendee						
Teams: Philadelphia (1950-52), Cincinnati (1952-53), Chicago Cubs (1953-55)						
MLB Debut: April 30, 1950 (vs. BSN)						
Final MLB Game: May 1, 1955 (vs. PHI)						
Notes: Enrolled at Mississippi State in the fall of 1946, before signing a professional contract with Philadelphia.						
YEAR	G-GS	W-L	IP	ERA	SO	SV
1950-PHI	31-18	8-6	142.0	2.73	50	1
1951-PHI	38-33	15-11	247.0	3.53	104	1
1952-PHI/CIN	31-23	5-9	158.1	4.55	50	0
1953-CIN/CHC	38-19	7-8	148.0	5.29	59	1
1954-CHC	7-3	1-3	14.2	9.82	8	0
1955-CHC	2-0	0-0	3.1	5.40	3	1
Six Years	147-96	36-37	713.1	4.10	274	4

MAJOR LEAGUE BASEBALL

(70 Diamond Dawgs have appeared in Major League Baseball)

WILL CLARK 1B						
MSU Career: 1983-85						
Teams: San Francisco (1986-93), Texas (1994-98), Baltimore (1999-00), St. Louis (2000)						
MLB Debut: April 8, 1986 (vs. HOU)						
Final MLB Game: Oct. 1, 2000 (vs. CIN)						
Notes: Six-time All-Star (1988-92, 94)...Two-time Silver Slugger (1989, 1991)...Gold Glove (1991), 1989 NLCS MVP...No. 2 in 1989 NL MVP voting...Appeared in 1989 World Series...Hit home run in professional debut and final game...Hit home run in first-career at-bat, facing Hall of Fame pitcher Nolan Ryan.						

YEAR	G	AB	H	HR	RBI	AVG
1986-SFG	111	408	117	11	41	.287
1987-SFG	150	529	163	35	91	.308
1988-SFG	162	575	162	29	109	.282
1989-SFG	159	588	196	23	111	.333
1990-SFG	154	600	177	19	95	.295
1991-SFG	148	565	170	29	116	.301
1992-SFG	144	513	154	16	73	.300
1993-SFG	132	491	139	14	73	.283
1994-TEX	110	389	128	13	80	.329
1995-TEX	123	454	137	16	92	.302
1996-TEX	117	436	124	13	72	.284
1997-TEX	110	393	128	12	51	.326
1998-TEX	149	554	169	23	102	.305
1999-BAL	77	251	76	10	29	.303
2000-BAL/STL	130	427	136	21	70	.319
15 Years	1976	7173	2176	284	1205	.303

HUGH CRITZ 2B						
MSU Career: 1919-20						
Teams: Cincinnati (1924-30), New York Giants (1930-35)						
MLB Debut: May 31, 1924 (vs. SLB)						
Final MLB Game: Sept. 27, 1935 (vs. BSN)						
Notes: World Series champion (1933)...Scored eventual winning runs in first two games of 1933 World Series...Finished No. 2 in 1926 NL MVP voting and No. 4 in 1928.						

YEAR	G	AB	H	HR	RBI	AVG
1924-CIN	102	413	133	3	35	.322
1925-CIN	144	541	150	2	51	.277
1926-CIN	155	607	164	3	79	.270
1927-CIN	113	396	110	4	49	.278
1928-CIN	153	641	190	5	52	.296
1929-CIN	107	425	105	1	50	.247
1930-CIN/NYG	152	662	172	4	61	.260
1931-NYG	66	238	69	4	17	.290
1932-NYG	151	659	182	2	50	.276
1933-NYG	133	558	137	2	33	.246
1934-NYG	137	571	138	6	40	.242
1935-NYG	65	219	41	2	14	.187
12 Years	1478	5930	1591	38	531	.268

ERIC DUBOSE P						
MSU Career: 1995-1997						
Teams: Baltimore (2002-06)						
MLB Debut: Sept. 19, 2002 (vs. TOR)						
Final MLB Game: April 7, 2006 (vs. BOS)						
YEAR	G-GS	W-L	IP	ERA	SO	SV
2002-BAL	4-0	0-0	6.0	3.00	4	0
2003-BAL	17-10	3-6	73.2	3.79	44	0
2004-BAL	14-14	4-6	74.2	6.39	48	0
2005-BAL	15-3	2-3	29.1	5.52	17	0
2006-BAL	2-0	0-0	4.2	9.64	2	0
Five Years	52-27	9-15	188.1	5.21	115	0

ED EASLEY C						
MSU Career: 2005-07						
Teams: St. Louis (2015)						
MLB Debut: May 29, 2015 (vs. LAD)						
Final MLB Game: Oct. 4, 2015 (vs. ATL)						

YEAR	G	AB	H	HR	RBI	AVG
2015	4	6	0	0	1	.000
One Year	4	6	0	0	1	.000

SAMMY ELLIS P/COACH						
MSU Career: 1961						
Teams (player): Cincinnati (1962, 64-67), California (1968), Chicago [AL] (1969)						
Teams (coach): New York [AL] (1983-84; 1986), Chicago [AL] (1989-91), Chicago [NL] (1992), Seattle (1993-94), Boston (1996), Baltimore (2000)						
MLB Debut (player): April 14, 1962 (vs. SFG)						
Final MLB Game (player): June 8, 1969 (vs. NYY)						
Notes: All-Star (1965).						

YEAR	G-GS	W-L	IP	ERA	SO	SV
1962-CIN	8-4	2-2	28.0	6.75	27	0
1964-CIN	52-5	10-3	122.1	2.57	125	14
1965-CIN	44-39	22-10	263.2	3.79	183	2
1966-CIN	41-36	12-19	221.0	5.29	154	0
1967-CIN	32-27	8-1	175.2	3.84	80	0
1968-CAL	42-24	9-10	164.0	3.95	93	2
1969-CHW	10-5	0-3	29.1	5.83	15	0
Seven Years	229-140	63-58	1004.0	4.15	677	18

MAJOR LEAGUE BASEBALL



BOBBY ETHERIDGE 3B						
MSU Career: 1961						
Teams: San Francisco (1967, 1969)						
MLB Debut: July 16, 1967 (vs. CHC)						
Final MLB Game: Oct. 2, 1969 (vs. SDP)						

YEAR	G	AB	H	HR	RBI	AVG
1967-SFG	40	115	26	1	15	.226
1969-SFG	56	131	34	1	10	.260
Two Years	96	246	60	2	25	.244

RAGS FAIRCLOTH P						
MSU Career: 1911-12						
Teams: Philadelphia (1919)						
MLB Debut: May 6, 1919 (vs. BRO)						
Final MLB Game: May 15, 1919 (vs. PIT)						

YEAR	G-GS	W-L	IP	ERA	SO	SV
1919-PHI	2-0	0-0	2.0	9.00	0	0
One Year	2-0	0-0	2.0	9.00	0	0

DAVID "BOO" FERRISS P						
MSU Career: 1941-42						
Teams: Boston (1945-50)						
MLB Debut: Aug. 29, 1945 (vs. PHA)						
Final MLB Game: April 18, 1950 (vs. NYY)						
Notes: Two-time All-Star (1945-46)...1945 All-Star selection came during rookie year...Appeared in 1946 World Series...Led MLB in win percentage (.806) in 1946...Finished No. 4 in 1945 AL MVP voting...Threw complete game shutout in major league debut.						

YEAR	G-GS	W-L	IP	ERA	SO	SV
1945-BOS	35-31	21-10	264.2	2.96	94	2
1946-BOS	40-35	25-6	274.0	3.25	106	3
1947-BOS	33-28	12-11	218.1	4.04	64	0
1948-BOS	31-9	7-3	115.1	5.23	30	3
1949-BOS	4-0	0-0	6.2	4.05	1	0
1950-BOS	1-0	0-0	1.0	18.00	1	0
Six Years	144-103	65-30	880.0	3.64	296	8

JUSTIN FOSCUE IF						
MSU Career: 2018-20						
Teams: Texas (2024-PRESENT)						
MLB Debut: April 5, 2024 (vs.HOU)						

YEAR	G	AB	H	HR	RBI	AVG
2024-TEX	15	42	2	0	1	.048
One Year	15	42	2	0	1	.048

JP FRANCE P						
MSU Career: 2018						
Teams: Houston (2023-Present)						
MLB Debut: May 6, 2023 (at SEA)						

YEAR	G-GS	W-L	IP	ERA	SO	SV
2023-HOU	24-23	11-6	136.1	3.83	101	0
2024-HOU	5-5	0-3	25.1	7.46	22	0
Two Years	29-28	11-9	161.2	4.40	123	0

ADAM FRAZIER IF/OF						
MSU Career: 2011-13						
Teams: Pittsburgh (2016-21), San Diego (2021), Seattle (2022), Baltimore (2023), Kansas City (2024), Pittsburgh (2025-PRESENT)						
MLB Debut: June 24, 2016 (vs. LAD)						
Notes: Pittsburgh Pirates Heart and Hustle Award (2017 & 2021), All-Star (2021)						

YEAR	G	AB	H	HR	RBI	AVG
2016-PIT	66	146	44	2	11	.301
2017-PIT	121	406	112	6	53	.276
2018-PIT	113	318	88	10	35	.277
2019-PIT	152	554	154	10	50	.278
2020-PIT	58	209	48	7	23	.230
2021-PIT/SDP	155	577	176	5	43	.305
2022-SEA	156	541	129	3	42	.238
2023-BAL	141	412	99	13	60	.240
2024-KC	104	262	53	4	22	.202
Nine Years	1066	3435	903	60	339	.264

JT GINN P						
MSU Career: 2019-20						
Teams: Oakland (2024), Athletics (2025-PRESENT)						
MLB Debut: Aug. 21, 2024 (vs. TB)						

YEAR	G-GS	W-L	IP	ERA	SO	SV
2024-OAK	8-6	1-1	34.0	4.24	29	0
One Year	8-6	1-1	34.0	4.24	29	0

MATT GINTER P						
MSU Career: 1996-97						
Teams: Chicago [AL] (2000-03), New York [NL] (2004), Detroit (2005), Cleveland (2008)						
MLB Debut: Sept. 1, 2000 (vs. ANA)						
Final MLB Game: Aug 3, 2008 (vs. MIN)						

YEAR	G-GS	W-L	IP	ERA	SO	SV
2000-CHW	7-0	1-0	9.1	13.50	6	0
2001-CHW	20-0	1-0	39.2	5.22	24	0
2002-CHW	33-0	1-0	54.1	4.47	37	1
2003-CHW	3-0	0-0	3.1	13.50	0	0
2004-NYM	15-14	1-3	69.1	4.54	38	0
2005-DET	14-1	0-1	35.0	6.17	15	0
2008-CLE	4-4	1-3	21.0	5.14	12	0
Seven Years	96-19	5-7	232.0	5.43	132	1

CHAD GIRODO P						
MSU Career: 2010-13						
Teams: Toronto (2016)						
MLB Debut: April 26, 2016 (vs. OAK)						
Final MLB Game: June 19, 2016 (vs. BAL)						

YEAR	G-GS	W-L	IP	ERA	SO	SV
2016-TOR	14-0	0-0	10.1	4.35	5	0
One Year	14-0	0-0	10.1	4.35	5	0

ALEX GRAMMAS IF/COACH-MANAGER						
MSU Career: 1947-49						
Teams (player): St. Louis (1954-56, 59-62), Cincinnati (1956-58), Chicago [NL] (1962-63)						
Teams (coach): Pittsburgh (1965-69), Cincinnati (1970-75; 1978), Milwaukee (1976-77), Atlanta (1979), Detroit (1980-1991)						
MLB Debut (player): April 13, 1954 (vs. CHC)						
Final MLB Game (player): Sept. 29, 1963 (vs. MLN)						
Notes: Managed Chicago Cubs' Double-A affiliate Fort Worth Cats (1964)...Managed final five games of Pittsburgh's 1969 season...Part of Cincinnati's 1975 world championship...Won a World Series with Detroit in 1984...Made four World Series appearances as an assistant coach, winning two.						

YEAR	G	AB	H	HR	RBI	AVG
1954-STL	142	401	106	2	29	.264
1955-STL	128	366	88	3	25	.240
1956-STL/CIN	83	152	37	0	17	.243
1957-CIN	73	99	30	0	8	.303
1958-CIN	105	216	47	0	12	.218
1959-STL	131	368	99	3	30	.269
1960-STL	102	196	48	4	17	.245
1961-STL	89	170	36	0	21	.212
1962-STL/CHC	44	78	16	0	4	.205
1963-CHC	16	27	5	0	0	.185
10 Years	913	2073	512	12	163	.247

YEAR	W-L		PCT.
1969-PIT	4-1		.800
1976-MIL	66-95		.410
1977-MIL	67-95		.414
Three Years	137-191		.418

KENDALL GRAVEMAN P						
MSU Career: 2010-13						
Teams: Toronto (2014), Oakland (2015-18), Seattle (2020-21), Houston (2021), Chicago [AL] (2021-23), Houston (2023-24)						
MLB Debut: Sept. 5, 2014 (vs. BOS)						

YEAR	G-GS	W-L	IP	ERA	SO	SV
2014-TOR	5-0	0-0	4.2	3.86	4	0
2015-OAK	21-21	6-9	115.2	4.05	77	0
2016-OAK	31-31	10-11	186.0	4.11	108	0
2017-OAK	19-19	6-4	105.1	4.19	70	0
2018-OAK	7-7	1-5	34.1	7.60	27	0
2020-SEA	11-2	1-3	18.2	5.79	15	0
2021-SEA/HOU	53-0	5-1	56.0	1.77	61	10
2022-CWS	65-0	3-4	65.0	3.18	66	6
2023-CWS/HOU	68-0	5-6	66.1	3.12	66	36
2024-HOU	DNP (Injured)					
Ten Years	280-80	37-43	652.0	3.95	494	220

PAUL GREGORY P						
MSU Career: 1928-30						
Teams: Chicago [AL] (1932-33)						
MLB Debut: April 20, 1932 (vs. SLB)						
Final MLB Game: Sept. 24, 1933 (vs. CLE)						

YEAR	G-GS	W-L	IP	ERA	SO	SV
1932-CHW	33-9	5-3	117.2	4.51	39	0
1933-CHW	23-17	4-11	103.2	4.95	18	0
Two Years	56-26	9-14	221.1	4.72	57	0

BUNN HEARN P						
MSU Career: 1908-09						
Teams: St. Louis (1910-11), New York Giants (1913), Pittsburgh Rebels (1915), Boston Braves (1918, 20)						
MLB Debut: Sept. 17, 1910 (vs. NYG)						
Final MLB Game: July 2, 1920 (vs. NYG)						

YEAR	G-GS	W-L	IP	ERA	SO	SV
1910-STL	5-5	1-3	39.0	5.08	14	0
1911-STL	2-0	0-0	2.2	13.50	1	0
1913-NYG	2-2	1-1	13.0	2.77	8	0
1915-PBS	29-17	6-11	175.2	3.38	49	0
1918-BSN	17-12	5-6	126.1	2.49	30	0
1920-BSN	11-4	0-3	43.0	5.65	9	0
Six Years	66-40	13-24	399.2	3.56	111	0

JONATHAN HOLDER P						
MSU Career: 2012-14						
Teams: New York [AL] (2016-20)						
MLB Debut: Sept. 2, 2016 (vs. BAL)						

YEAR	G-GS	W-L	IP	ERA	SO	SV
2016-NYY	8-0	0-0	8.1	5.40	5	0
2017-NYY	37-0	1-1	39.1	3.89	40	0
2018-NYY	60-1	1-3	66.0	3.14	60	0
2019-NYY	34-1	5-2	41.1	6.31	46	0
2020-NYY	18-0	3-0	21.2	4.98	165	0
Five Years	157-2	10-6	176.2	4.38	165	0



JIM HOWARTH OF						
MSU Career: 1967-68						
Teams: San Francisco (1971-74)						
MLB Debut: Sept. 5, 1971 (vs. HOU)						
Final MLB Game: May 19, 1974 (vs. SDP)						
YEAR	G	AB	H	HR	RBI	AVG
1971-SFG	7	13	3	0	2	.231
1972-SFG	74	119	28	1	7	.235
1973-SFG	65	90	18	0	7	.200
1974-SFG	6	4	0	0	0	.000
Four Years	152	226	49	1	16	.217

DAKOTA HUDSON P						
MSU Career: 2014-16						
Teams: St. Louis (2018-23), Colorado (2024)						
MLB Debut: Aug. 4, 2018						
Notes: St. Louis Cardinals Minor League Pitcher of the Year (2018)...Finished No. 4 in NL Rookie of the Year voting (2019).						
YEAR	G-GS	W-L	IP	ERA	SO	SV
2018-STL	26-0	4-1	27.1	2.63	19	0
2019-STL	33-32	16-7	174.2	3.35	136	1
2020-STL	8-8	3-2	39.0	2.77	31	0
2021-STL	2-1	1-0	8.2	2.08	6	0
2022-STL	27-26	8-7	139.2	4.45	78	0
2023-STL	18-12	6-3	81.1	4.98	45	0
2024-COL	18-18	2-12	89.0	6.17	49	0
Six Years	132-97	40-32	559.2	4.21	364	1

ALAN JOHNSON P						
MSU Career: 2003-05						
Teams: Colorado (2011)						
MLB Debut: April 17, 2011 (vs. CHC)						
Final MLB Game: April 17, 2011 (vs. CHC)						
YEAR	G-GS	W-L	IP	ERA	SO	SV
2011-COL	1-1	0-0	4.0	9.00	3	0
One Year	1-1	0-0	4.0	9.00	3	0

JON KNOTT OF						
MSU Career: 1998-2001						
Teams: San Diego (2004, 06), Baltimore (2007)						
MLB Debut: May 30, 2004 (vs. MIL)						
Final MLB Game: Aug. 1, 2007 (vs. OAK)						
YEAR	G	AB	H	HR	RBI	AVG
2004-SDP	9	14	3	0	1	.214
2006-SDP	3	3	0	0	0	.000
2007-BAL	7	14	3	1	4	.214
Three Years	19	31	6	1	5	.194

JACK KRUGER C						
MSU Career: 2016						
Teams: Los Angeles [AL] (2021)						
MLB Debut: May 6, 2021 (vs. TBR)						
Final MLB Game: May 6, 2021 (vs. TBR)						
YEAR	G	AB	H	HR	RBI	AVG
2021-LAA	1	0	0	0	0	.000
One Year	1	0	0	0	0	.000

JACK LAZORKO P						
MSU Career: 1977-78						
Teams: Milwaukee (1984), Seattle (1985), Detroit (1986), California (1987-88)						
MLB Debut: June 4, 1984 (vs. BAL)						
Final MLB Game: Sept. 27, 1988 (vs. MIL)						
YEAR	G-GS	W-L	IP	ERA	SO	SV
1984-MIL	15-1	0-1	39.2	4.31	24	1
1985-SEA	15-0	0-0	20.1	3.54	7	1
1986-DET	3-0	0-0	6.2	4.05	3	0
1987-CAL	26-11	5-6	117.2	4.59	55	0
1988-CAL	10-3	0-1	37.2	3.35	19	0
Five Years	69-15	5-8	222.0	4.22	108	2

JACOB LINDGREN P						
MSU Career: 2012-14						
Teams: New York [AL] (2015)						
MLB Debut: May 25, 2015 (vs. LAD)						
Final MLB Game: June 12, 2015 (vs. BAL)						
YEAR	G-GS	W-L	IP	ERA	SO	SV
2015-NYY	7-0	0-0	7.0	5.14	8	0
One Year	7-0	0-0	7.0	5.14	8	0

CARLTON LOEWER P						
MSU Career: 1992-94						
Teams: Philadelphia (1998-99), San Diego (2001, 2003)						
MLB Debut: June 14, 1998 (vs. CHC)						
Final MLB Game: June 7, 2003 (vs. MIN)						
YEAR	G-GS	W-L	IP	ERA	SO	SV
1998-PHI	21-21	7-8	122.2	6.09	58	0
1999-PHI	20-13	2-6	89.2	5.12	48	0
2001-SDP	2-2	0-2	4.1	24.92	1	0
2003-SDP	5-5	1-2	21.2	6.65	11	0
Four Years	48-41	10-18	238.1	6.12	118	0

NATHANIEL LOWE IF						
MSU Career: 2016						
Teams: Tampa Bay (2019-20), Texas (2021-24), Washington (2025-PRESENT)						
MLB Debut: April 29, 2019 (vs. KCR)						
Notes: Louisville Silver Slugger Award (2022); Gold Glove Winner (2023); Louisville Silver Slugger Semifinalist (2023). World Series Champion (2023)						
YEAR	G	AB	H	HR	RBI	AVG
2019-TBR	50	255	67	7	35	.263
2020-TBR	21	67	15	4	11	.224
2021-TEX	157	557	147	18	72	.264
2022-TEX	157	593	179	27	76	.302
2023-TEX	161	623	163	17	82	.262
2024-TEX	140	486	129	16	69	.265
Six Years	686	2478	673	89	329	.272

JIM LYLE P						
MSU Career: 1915						
Teams: Washington Senators (1925)						
MLB Debut: Oct. 2, 1925 (vs. BOS)						
Final MLB Game: Oct. 2, 1925 (vs. BOS)						
YEAR	G-GS	W-L	IP	ERA	SO	SV
1925-WSH	1-0	0-0	3.0	6.00	3	0
One Year	1-0	0-0	3.0	6.00	3	0

PAUL MAHOLM P						
MSU Career: 2000-03						
Teams: Pittsburgh (2005-11), Chicago [NL] (2012), Atlanta (2012-13), Los Angeles [NL] (2014)						
MLB Debut: June 20, 2005 (vs. SFG)						
Final MLB Game: May 19, 2010 (vs. ARI)						
YEAR	G-GS	W-L	IP	ERA	SO	SV
2005-PIT	6-6	3-1	41.1	2.18	26	0
2006-PIT	30-30	8-10	176.0	4.76	117	0
2007-PIT	29-29	10-15	177.2	5.02	105	0
2008-PIT	31-31	9-9	206.1	3.71	139	0
2009-PIT	31-31	8-9	194.2	4.44	119	0
2010-PIT	32-32	9-15	185.1	5.10	102	0
2011-PIT	26-26	6-14	162.1	3.66	97	0
2012-CHC/ATL	32-31	13-11	189.0	3.67	140	0
2013-ATL	26-26	10-11	153.0	4.41	105	0
2014-LAD	30-8	1-5	70.2	4.84	34	0
10 Years	273-250	77-100	1556.1	4.30	984	0

CHRIS MALONEY COACH						
MSU Career: 1982-83						
Teams: St. Louis (2012-17)						
Notes: St. Louis first base coach...Currently Atlanta Braves' Class-AA Mississippi Braves manager (2017-21)...Appeared in the 2013 World Series with the Cardinals.						

BRANDON MEEDERS P						
MSU Career: 2000-01						
Teams: Arizona (2005-08), San Francisco (2009-10)						
MLB Debut: June 20, 2005 (vs. SFG)						
Final MLB Game: May 19, 2010 (vs. ARI)						
YEAR	G-GS	W-L	IP	ERA	SO	SV
2005-ARI	27-0	4-1	30.1	1.78	31	0
2006-ARI	60-0	5-3	71.2	3.64	47	0
2007-ARI	30-0	1-2	29.1	4.30	23	0
2008-ARI	18-0	1-0	19.2	4.58	8	0
2009-SFG	61-0	5-1	68.2	3.01	58	1
2010-SFG	14-0	0-0	15.0	7.20	8	0
Six Years	210-0	16-7	234.2	3.61	175	1

MONROE MITCHELL P						
MSU Career: 1920-22						
Teams: Washington Senators (1923)						
MLB Debut: July 11, 1923 (vs. SLB)						
Final MLB Game: Aug. 29, 1923 (vs. DET)						
YEAR	G-GS	W-L	IP	ERA	SO	SV
1923-WSH	10-6	2-4	41.2	6.48	8	2
One Year	10-6	2-4	41.2	6.48	8	2

WILLIE MITCHELL P						
MSU Career: 1905-09						
Teams: Cleveland (1909-16), Detroit (1916-19)						
MLB Debut: Sept. 22, 1909 (vs. BOS)						
Final MLB Game: May 31, 1919 (vs. SLB)						
YEAR	G-GS	W-L	IP	ERA	SO	SV
1909-CLE	3-3	1-2	23.0	1.57	8	0
1910-CLE	35-18	12-8	183.2	2.60	102	0
1911-CLE	30-22	7-14	177.1	3.76	78	0
1912-CLE	29-15	5-8	163.2	2.80	94	1
1913-CLE	35-22	14-8	217.0	1.91	141	0
1914-CLE	39-32	11-17	257.0	3.19	179	1
1915-CLE	36-30	11-14	236.0	2.82	149	1
1916-CLE/DET	35-23	9-10	171.1	3.78	84	1
1917-DET	30-22	12-8	185.1	2.19	80	0
1918-DET	1-1	0-1	4.0	9.00	2	0
1919-DET	3-2	1-2	13.2	5.27	4	0
11 Years	276-190	83-92	1632.0	2.88	921	4

MAJOR LEAGUE BASEBALL



TYLER MOORE 1B							
MSU Career: 2008							
Teams: Washington (2012-15), Miami (2017)							
MLB Debut: April 29, 2012 (vs. LAD)							
Last MLB Game: Oct. 1, 2017 (vs. ATL)							
YEAR	G	AB	H	HR	RBI	AVG	
2012-WSN	75	156	41	10	29	.263	
2013-WSN	63	167	37	4	21	.222	
2014-WSN	42	91	21	4	14	.231	
2015-WSN	97	187	38	6	27	.203	
2017-MIA	104	187	43	6	30	.230	
<i>Five Years</i>	<i>381</i>	<i>788</i>	<i>180</i>	<i>30</i>	<i>121</i>	<i>.228</i>	

MITCH MORELAND 1B/OF							
MSU Career: 2005-07							
Teams: Texas (2010-16), Boston (2017-20), San Diego (2020), Oakland (2021)							
MLB Debut: July 29, 2010 (vs. OAK)							
Final MLB Game: Aug. 26, 2021 (vs. NYY)							
Notes: Gold Glove (2016)...All-Star (2018)...Appeared in three World Series (2010-11, Texas; 2018, Boston)...World Series champion (2018).							
YEAR	G	AB	H	HR	RBI	AVG	
2010-TEX	47	145	37	9	25	.255	
2011-TEX	134	464	120	16	51	.259	
2012-TEX	114	327	90	15	50	.275	
2013-TEX	147	462	107	23	60	.232	
2014-TEX	52	167	41	2	23	.246	
2015-TEX	132	471	131	23	85	.278	
2016-TEX	147	460	107	22	60	.233	
2017-BOS	149	508	125	22	79	.246	
2018-BOS	124	404	99	15	68	.245	
2019-BOS	91	298	75	19	58	.252	
2020-BOS/SDP	42	136	36	10	29	.265	
2021-OAK	81	229	52	10	30	.227	
<i>12 Years</i>	<i>1260</i>	<i>4071</i>	<i>1020</i>	<i>186</i>	<i>618</i>	<i>.251</i>	

C.S. "BUDDY" MYER IF							
MSU Career: 1922-24							
Teams: Washington Senators (1925-27; 1929-41), Boston (1927-28)							
MLB Debut: Sept. 26, 1925 (vs. SLB)							
Final MLB Game: Sept. 24, 1941 (vs. BOS)							
Notes: Led American League in stolen bases (1928; 30)...American League batting title (1935; .349)...Two-time All-Star (1935, 37)...Finished No. 4 in AL MVP voting (1935)...Appeared in 1933 World Series with Washington.							

YEAR	G	AB	H	HR	RBI	AVG	
1925-WSH	4	8	2	0	0	.250	
1926-WSH	132	434	132	1	60	.304	
1927-WSH/BOS	148	520	146	2	54	.281	
1928-BOS	147	536	168	1	44	.313	
1929-WSH	141	563	169	3	82	.300	
1930-WSH	138	541	164	2	61	.303	
1931-WSH	139	591	173	4	56	.293	
1932-WSH	143	577	161	5	52	.279	
1933-WSH	131	530	160	4	61	.302	
1934-WSH	139	524	160	3	57	.305	
1935-WSH	151	616	215	5	100	.349	
1936-WSH	51	156	42	0	15	.269	
1937-WSH	125	430	126	1	65	.293	
1938-WSH	127	437	147	6	71	.336	
1939-WSH	83	258	78	1	32	.302	
1940-WSH	71	210	61	0	29	.290	
1941-WSH	53	107	3	0	9	.252	
<i>17 Years</i>	<i>1923</i>	<i>7038</i>	<i>2131</i>	<i>38</i>	<i>848</i>	<i>.303</i>	

BOBBY MYRICK P							
MSU Career: 1971-74							
Teams: New York [NL] (1976-78)							
MLB Debut: May 28, 1976 (vs. STL)							
Final MLB Game: May 18, 1978 (vs. ATL)							
YEAR	G-GS	W-L	IP	ERA	SO	SV	
1976-NYM	21-1	1-1	27.2	3.25	11	0	
1977-NYM	44-4	2-2	87.1	3.61	49	2	
1978-NYM	17-0	0-3	24.2	3.28	13	0	
<i>Three Years</i>	<i>82-5</i>	<i>3-6</i>	<i>139.2</i>	<i>3.48</i>	<i>73</i>	<i>2</i>	

RAFAEL PALMEIRO 1B							
MSU Career: 1983-85							
Teams: Chicago [NL] (1986-88), Texas (1989-93; 1999-03), Baltimore (1994-98; 2004-05)							
MLB Debut: Sept. 8, 1986 (vs. PHI)							
Final MLB game: Aug. 30, 2005 (vs. TOR)							
Notes: One of five players with 500 HR and 3,000 hits (Hank Aaron, Willie Mays, Eddie Murray, Alex Rodriguez)...No. 13 in career home runs (569)...No. 17 in career RBIs (1,835)...No. 20 in career doubles (585)...No. 29 in career hits (3,020)...Four-time All-Star (1988, 91, 98-99)...Three-time Gold Glove (1997-99)...Two-time Silver Slugger (1998-99)...Sporting News Major League Player of the Year (1999)...Led American League in hits (1990; 191)...Led MLB in doubles (1991; 49)...Led the American League in runs scored (1993; 124).							

YEAR	G	AB	H	HR	RBI	AVG	
1986-CHC	22	73	18	3	12	.247	
1987-CHC	84	221	61	14	30	.276	
1988-CHC	152	580	178	8	53	.307	
1989-TEX	156	559	154	8	64	.275	
1990-TEX	154	598	191	14	89	.319	
1991-TEX	159	631	203	26	88	.322	
1992-TEX	159	608	163	22	85	.268	
1993-TEX	160	597	176	37	105	.295	
1994-BAL	111	436	139	23	76	.319	
1995-BAL	143	554	172	39	104	.310	
1996-BAL	162	626	181	39	142	.289	
1997-BAL	158	614	156	38	110	.254	
1998-BAL	162	619	183	43	121	.296	
1999-TEX	158	565	183	47	148	.324	
2000-TEX	158	565	163	39	120	.288	
2001-TEX	160	600	164	47	123	.273	
2002-TEX	155	546	149	43	105	.273	
2003-TEX	154	561	146	38	112	.260	
2004-BAL	154	550	142	23	88	.258	
2005-BAL	110	369	98	18	60	.266	
<i>20 Years</i>	<i>2831</i>	<i>10,472</i>	<i>3,020</i>	<i>569</i>	<i>1835</i>	<i>.288</i>	

JONATHAN PAPELBON P							
MSU Career: 2001-03							
Teams: Boston (2005-11), Philadelphia (2012-15), Washington (2015-16)							
MLB Debut: July 31, 2005 (vs. MIN)							
Final MLB Game: Aug. 6, 2016 (vs. SFG)							
Notes: No. 9 on MLB career saves chart (368)...World Series champion (2007)...Six-time All-Star (2006-09, 12, 15)...No. 2 for American League Rookie of the Year voting (2006)...Owned a 1.00 ERA and 0.82 WHIP with 7 saves in postseason career (27.1 IP).							

YEAR	G-GS	W-L	IP	ERA	SO	SV	
2005-BOS	17-3	3-1	34.0	2.65	34	0	
2006-BOS	59-0	4-2	68.1	0.92	75	35	
2007-BOS	59-0	1-3	58.1	1.85	84	37	
2008-BOS	67-0	5-4	69.1	2.34	77	41	
2009-BOS	66-0	1-1	68.0	1.85	76	38	
2010-BOS	65-0	5-7	67.0	3.90	76	37	
2011-BOS	63-0	4-1	64.1	2.94	87	31	
2012-PHI	70-0	5-6	70.0	2.44	92	38	
2013-PHI	61-0	5-1	61.2	2.92	57	29	
2014-PHI	66-0	2-3	66.1	2.04	63	39	
2015-PHI/WSN	59-0	4-3	63.1	2.13	56	24	
2016-WSN	37-0	2-4	35.0	4.37	31	19	
<i>12 Years</i>	<i>689-3</i>	<i>41-36</i>	<i>725.2</i>	<i>2.44</i>	<i>808</i>	<i>368</i>	

ADAM PIATT OF							
MSU Career: 1995-97							
Teams: Oakland (2000-03), Tampa Bay (2003)							
MLB Debut: April 24, 2000 (vs. TOR)							
Final MLB Game: Sept. 23, 2003 (vs. TOR)							
YEAR	G	AB	H	HR	RBI	AVG	
2000-OAK	60	157	47	5	23	.299	
2001-OAK	36	95	20	0	6	.211	
2002-OAK	55	137	32	5	18	.234	
2003-OAK/TBR	61	132	30	6	18	.227	
<i>Four Years</i>	<i>212</i>	<i>521</i>	<i>129</i>	<i>16</i>	<i>65</i>	<i>.248</i>	

KONNOR PILKINGTON P							
MSU Career: 2016-18							
Teams: Cleveland (2022-23)							
MLB Debut: April 15, 2022 (vs. SFG)							
YEAR	G-GS	W-L	IP	ERA	SO	SV	
2022-CLE	15-11	1-2	58.0	3.88	50	0	
2023-CLE	1-0	0-0	2.0	0.00	2	0	
<i>Two Years</i>	<i>16-11</i>	<i>1-2</i>	<i>60.0</i>	<i>3.75</i>	<i>52</i>	<i>0</i>	

JAY POWELL | P

MSU Career: 1991-93

Teams: Florida (1995-98), Houston (1998-01), Colorado (2001), Texas (2002-04), Atlanta (2005)

MLB Debut: Sept. 10, 1995 (vs. ATL)

Final MLB Game: July 29, 2005 (vs. PIT)

Notes: World Series Champion (1997)

YEAR	G-GS	W-L	IP	ERA	SO	SV
1995-FLA	9-0	0-0	8.1	1.08	4	0
1996-FLA	67-0	4-3	71.1	4.54	52	2
1997-FLA	74-0	7-2	79.2	3.28	65	2
1998-FLA/HOU	62-0	7-7	70.1	3.33	62	7
1999-HOU	67-0	5-4	75.0	4.32	77	4
2000-HOU	29-0	1-1	27.0	5.67	16	0
2001-HOU/COL	74-0	5-3	75.0	3.24	54	7
2002-TEX	51-0	3-2	49.2	3.44	35	0
2003-TEX	51-0	3-0	58.2	7.82	3	0
2004-TEX	23-0	1-1	24.0	3.38	17	0
2005-ATL	5-0	0-0	3.1	0.00	1	0
11 Years	512-0	36-23	542.1	4.17	423	22



GARY RATH P							
MSU Career: 1992-94							
Teams: Los Angeles (1998), Minnesota (1999)							
MLB Debut: June 2, 1998 (vs. STL)							
Final MLB Game: June 22, 1999 (vs. CHW)							
YEAR	G-GS	W-L	IP	ERA	SO	SV	
1998-LAD	3-0	0-0	3.1	10.80	4	0	
1999-MIN	5-1	0-1	4.1	11.57	1	0	
Two Years	8-1	0-1	8.0	11.25	5	0	
HUNTER RENFROE OF							
MSU Career: 2011-13							
Teams: San Diego (2016-19), Tampa Bay (2020), Boston (2021), Milwaukee (2022), Los Angeles [AL] (2023), Cincinnati (2023), Kansas City (2024-PRESENT)							
MLB Debut: Sept. 21, 2016 (vs. ARI)							
Notes: Set San Diego Padres rookie home run (26) record in 2017...Appeared in 2020 World Series with Tampa Bay... Top Newcomer Award (Milwaukee) in 2022.							
YEAR	G	AB	H	HR	RBI	AVG	
2016-SDP	11	35	13	4	14	.371	
2017-SDP	122	445	103	26	58	.231	
2018-SDP	117	403	100	26	68	.248	
2019-SDP	140	440	95	33	64	.216	
2020-TBR	42	122	19	8	22	.156	
2021-BOS	144	521	135	31	96	.259	
2022-MIL	125	474	121	29	72	.255	
2023-LAA/CIN	140	498	116	20	60	.233	
2024-KC	120	385	88	15	52	.229	
Nine Years	961	3323	790	192	506	.238	
JACOB ROBSON OF							
MSU Career: 2013, 2015-16							
Teams: Detroit (2021)							
MLB Debut: Aug. 12, 2021 (vs. BAL)							
YEAR	G	AB	H	HR	RBI	AVG	
2021-DET	4	7	0	0	0	.000	
One Year	4	7	0	0	0	.000	
JIM ROBERTS P							
MSU Career: 1915							
Teams: Brooklyn Robins (1924-25)							
MLB Debut: July 15, 1924 (vs. STL)							
Final MLB Game: April 16, 1925 (vs. PHI)							
YEAR	G-GS	W-L	IP	ERA	SO	SV	
1924-BRO	11-5	0-3	25.1	7.46	10	0	
1925-BRO	1-0	0-0	1.0	0.00	0	0	
Two Years	12-5	0-3	26.1	7.18	10	0	
RAY ROBERTS P							
MSU Career: 1917-19							
Teams: Philadelphia Athletics (1919)							
MLB Debut: Sept. 12, 1919 (vs. CHW)							
Final MLB Game: Sept. 26, 1919 (vs. NYY)							
YEAR	G-GS	W-L	IP	ERA	SO	SV	
1919-PHA	3-2	0-2	14.0	7.71	2	0	
One Year	3-2	0-2	14.0	7.71	2	0	
BRENT ROOKER 1B/OF							
MSU Career: 2015-17							
Teams: Minnesota (2020-22), San Diego (2022), Kansas City (2022), Oakland (2023-24), Athletics (2025-PRESENT)							
MLB Debut: Sept. 4, 2020 (vs. DET)							
Notes: All-Star (2023)							
YEAR	G	AB	H	HR	RBI	AVG	
2020-MIN	7	19	6	1	5	.316	
2021-MIN	58	189	38	9	16	.201	
2022-SDP/KCR	16	32	4	0	2	.125	
2023-OAK	137	463	114	30	69	.246	
2024-OAK	145	546	160	39	112	.293	
Five Years	363	1249	322	79	204	.258	
JON SHAVE 2B							
MSU Career: 1987-90							
Teams: Texas (1993, 1999), Minnesota (1998)							
MLB Debut: May 15, 1993 (vs. CHW)							
Final MLB Game: Oct. 3, 1999 (vs. ANA)							
YEAR	G	AB	H	HR	RBI	AVG	
1993-TEX	17	47	15	0	7	.319	
1998-MIN	19	40	10	1	5	.250	
1999-TEX	43	73	21	4	9	.288	
Three Years	79	160	46	1	21	.288	

MAJOR LEAGUE BASEBALL

NAT "BUCK" SHOWALTER MANAGER						
MSU Career: 1977						
Teams: New York [AL] (1992-95), Arizona (1998-00), Texas (2003-06), Baltimore (2010-18), New York [NL] (2022-23)						
Notes: Three-time American League Manager of the Year (1994, 2004, 2014)...One of 23 individuals to manage 3,000 games all-time... 2022 NL Manger of the Year.						
YEAR	W-L		PCT.			
1992-NYY	76-86		.469			
1993-NYY	88-74		.543			
1994-NYY	70-43		.619			
1995-NYY	79-65		.549			
1998-ARI	65-97		.401			
1999-ARI	100-62		.617			
2000-ARI	85-77		.525			
2003-TEX	71-91		.438			
2004-TEX	89-73		.549			
2005-TEX	79-83		.488			
2006-TEX	80-82		.494			
2010-BAL	34-23		.596			
2011-BAL	69-93		.429			
2012-BAL	93-69		.574			
2013-BAL	85-77		.525			
2014-BAL	96-66		.593			
2015-BAL	81-81		.500			
2016-BAL	89-73		.549			
2017-BAL	75-87		.463			
2018-BAL	47-115		.290			
2022-NYM	101-61		.623			
2023-NYM	74-87		.460			
22 Years	1726-1665		.509			
ETHAN SMALL P						
MSU Career: 2016-19						
Teams: Milwaukee (2022-23)						
MLB Debut: May 30, 2022 (vs. CHC)						
YEAR	G-GS	W-L	IP	ERA	SO	SV
2022-MIL	2-2	0-0	6.1	7.11	7	0
2023-MIL	2-0	0-0	4.0	11.25	6	1
Two Years	4-2	0-0	10.1	8.71	13	1
HOMER SPRAGINS P						
MSU Career: 1940-42						
Teams: Philadelphia (1947)						
MLB Debut: Sept. 13, 1947 (vs. CHC)						
Final MLB Game: Sept. 21, 1947 (vs. NYG)						
YEAR	G-GS	W-L	IP	ERA	SO	SV
1947-PHI	4-0	0-0	5.1	6.75	3	0
One Year	4-0	0-0	5.1	6.75	3	0
CHRIS STRATTON P						
MSU Career: 2010-12						
Teams: San Francisco (2016-18), Los Angeles [AL] (2019), Pittsburgh (2019-22), St. Louis (2022-23), Texas (2023), Kansas City (2024-PRESENT)						
MLB Debut: May 30, 2016 (vs. ATL)						
Notes: World Series Champion (2023)						
YEAR	G-GS	W-L	IP	ERA	SO	SV
2016-SFG	7-0	1-0	10.0	3.60	6	0
2017-SFG	13-10	4-4	58.2	3.68	51	1
2018-SFG	28-26	10-10	145.0	5.09	112	0
2019-LAA/PIT	35-5	1-3	76.0	5.57	69	0
2020-PIT	27-0	2-1	30.0	3.90	39	0
2021-PIT	68-0	7-1	79.1	3.63	86	8
2022-PIT/STL	60-1	10-4	63.1	4.26	60	2
2023-STL/TEX	64-0	2-1	82.2	3.92	81	1
2024-KC	57-0	4-3	58.1	5.55	44	4
Nine Years	359-42	41-27	603.1	4.53	548	16
CRAIG TATUM C						
MSU Career: 2003-04						
Teams: Cincinnati (2009), Baltimore (2010-11)						
MLB Debut: July 21, 2009 (vs. LAD)						
Final MLB Game: Sept. 25, 2011 (vs. DET)						
YEAR	G	AB	H	HR	RBI	AVG
2009-CIN	26	68	11	1	6	.162
2010-BAL	43	114	32	0	9	.281
2011-BAL	31	87	17	0	7	.195
Three Years	100	269	60	1	22	.223
KEN TATUM P						
MSU Career: 1964-66						
Teams: California (1969-70), Boston (1971-73), Chicago [AL] (1974)						
MLB Debut: May 28, 1969 (vs. CLE)						
Final MLB Game: July 1, 1974 (vs. KCR)						
Notes: No. 4 in American League Rookie of the Year voting (1969)						
YEAR	G-GS	W-L	IP	ERA	SO	SV
1969-CAL	45-0	7-2	86.1	1.36	65	22
1970-CAL	62-0	7-4	88.2	2.94	50	17
1971-BOS	36-1	2-4	53.2	4.19	21	9
1972-BOS	22-0	0-2	29.1	3.07	15	4
1973-BOS	1-0	0-0	4.0	9.00	0	0
1974-CHW	10-1	0-0	20.2	4.79	5	0
Six Years	176-2	16-12	282.2	2.93	156	52

MAJOR LEAGUE BASEBALL



BOBBY THIGPEN P/COACH						
MSU Career: 1984-85						
Teams (player): Chicago [AL] (1986-93), Philadelphia (1993), Seattle (1994)						
Teams (coach): Chicago [AL] (2013-2016)						
MLB Debut (player): Aug. 6, 1986 (vs. BOS)						
Final MLB Game (player): April 27, 1994 (vs. NYY)						
Notes: All-Star (1990)...Rolands Relief Man Award (1990)...Led MLB saves (57) and appearances (77) in 1990...No. 5 in AL MVP voting (1990)...No. 4 in American League Cy Young voting (1990)... Appeared in 1993 World Series with Philadelphia...In 2007, he became manager of the Bristol White Sox in the Appalachian League...Managed Chicago White Sox Rookie level Winston-Salem Dash (2009-2011) and Double A Birmingham Barons (2012)...Served as bullpen coach for Chicago White Sox.						
YEAR	G-GS	W-L	IP	ERA	SO	SV
1986-CHW	20-0	2-0	35.2	1.77	20	7
1987-CHW	51-0	7-5	89.0	2.73	52	16
1988-CHW	68-0	5-8	90.0	3.30	62	34
1989-CHW	61-0	2-6	79.0	3.76	47	34
1990-CHW	77-0	4-6	88.2	1.83	70	57
1991-CHW	67-0	7-5	69.2	3.49	47	30
1992-CHW	55-0	1-3	55.0	4.75	45	22
1993-CHW/PHI	42-0	3-1	54.0	5.83	29	1
1994-SEA	7-0	0-2	7.2	9.39	4	0
Nine Years	448-0	31-36	568.2	3.43	367	201

DEL UNSER OF						
MSU Career: 1964-66						
Teams: Washington Senators (1968-71), Cleveland (1972), Philadelphia (1973-74; 79-82), New York [NL] (1975-76), Montreal (1976-78)						
MLB Debut: April 10, 1968 (vs. MIN)						
Final MLB Game: June 6, 1982 (vs. HOU)						
Notes: No. 2 in American League Rookie of the Year voting (1968), World Series champion (1980).						
YEAR	G	AB	H	HR	RBI	AVG
1968-WSA	156	635	146	1	30	.230
1969-WSA	153	581	166	7	57	.286
1970-WSA	119	322	83	5	30	.258
1971-WSA	153	581	148	9	41	.255
1972-CLE	132	383	91	1	17	.238
1973-PHI	136	440	127	11	52	.289
1974-PHI	142	454	120	11	61	.264
1975-NYM	147	531	156	10	53	.294
1976-NYM/MON	146	496	113	12	40	.228
1977-MON	113	289	79	12	40	.273
1978-MON	130	179	35	2	15	.196
1979-PHI	95	141	42	6	29	.298
1980-PHI	96	110	29	0	10	.264
1981-PHI	62	59	9	0	6	.153
1982-PHI	19	14	0	0	0	.000
15 Years	1799	5215	1344	87	481	.258

FRED WALTERS C						
MSU Career: 1935-37						
Teams: Boston (1945)						
MLB Debut: April 17, 1945 (vs. NYY)						
Final MLB Game: Aug. 9, 1945 (vs. DET)						
YEAR	G	AB	H	HR	RBI	AVG
1945-BOS	40	93	16	0	5	.172
One Year	40	93	16	0	5	.172

JORDAN WESTBURG IF						
MSU Career: 2018-20						
Teams: Baltimore (2023-PRESENT)						
MLB Debut: June 26, 2023 (vs. CIN)						
Notes: All-Star (2024)						
YEAR	G	AB	H	HR	RBI	AVG
2023-BAL	68	208	54	3	23	.260
2024-BAL	107	416	110	18	63	.264
Two Years	175	624	164	21	86	.263

SID WOMACK C						
MSU Career: 1919						
Teams: Boston Braves (1926)						
MLB Debut: Aug. 15, 1926 (vs. BRO)						
Final MLB Game: Aug. 15, 1926 (vs. BRO)						
YEAR	G	AB	H	HR	RBI	AVG
1926-BSN	1	3	0	0	1	.000
One Year	1	3	0	0	1	.000

BRANDON WOODRUFF P						
MSU Career: 2012-14						
Teams: Milwaukee (2017-PRESENT)						
MLB Debut: Aug. 4, 2017 (vs. TBR)						
Notes: All-Star (2019 & 2021)...One of three relief pitchers to hit a home run in MLB postseason history (Oct. 12, 2018; NLCS Game One vs. LAD/ Clayton Kershaw)...Fifth in National League Cy Young voting (2021).						
YEAR	G-GS	W-L	IP	ERA	SO	SV
2017-MIL	8-8	2-3	43.0	4.81	32	0
2018-MIL	19-4	3-0	42.1	3.61	47	1
2019-MIL	22-22	11-3	121.2	3.62	143	0
2020-MIL	13-13	3-5	73.2	3.05	91	0
2021-MIL	30-30	9-10	179.1	2.56	211	0
2022-MIL	27-27	13-4	153.1	3.05	190	0
2023-MIL	11-11	5-1	67.0	2.28	74	0
2024-MIL			DNP (Injured)			
Seven Years	130-115	46-26	680.1	3.10	788	1

CHRIS YOUNG COACH						
MSU Career: 2000-02						
Teams: Philadelphia (2018-19), Chicago [NL] (2020-23)						
Notes: Served as a scout for the San Diego Padres (2010-14) ... Was the scouting supervisor for the Houston Astros (2015-17) ... Served as the Philadelphia Phillies assistant pitching coach (2018) and pitching coach (2019) ... Served as the bullpen coach for the Chicago Cubs (2020-23).						
PETE YOUNG P						
MSU Career: 1987-89						
Teams: Montreal (1992-93)						
MLB Debut: June 5, 1992 (vs. CHC)						
Final MLB Game: July 18, 1993 (vs. LAD)						
YEAR	G-GS	W-L	IP	ERA	SO	SV
1992-MON	13-0	0-0	20.1	3.98	11	0
1993-MON	4-0	1-0	5.1	3.38	3	0
Two Years	17-0	1-0	25.2	3.86	14	0

MLB MISCELLANEOUS

MLB ALL-STARS			(13 players, 29 selections)
PLAYER	SELECTIONS	YEARS	
Will Clark	6	1988, 1989, 1990, 1991, 1992, 1994	
Jonathan Papelbon	6	2006, 2007, 2008, 2009, 2012, 2015	
Rafael Palmeiro	4	1988, 1991, 1998, 1999	
David "Boo" Ferriss	2	1945, 1946	
Buddy Myer	2	1935, 1937	
Brandon Woodruff	2	2019, 2021	
Jeff Brantley	1	1990	
Sammy Ellis	1	1965	
Adam Frazier	1	2021	
Mitch Moreland	1	2018	
Brent Rooker	1	2023	
Bobby Thigpen	1	1990	
Jordan Westburg	1	2024	
* Nat "Buck" Showalter managed 1995 American League All-Star Team			
WORLD SERIES CHAMPIONS			(Seven players, Six Championships)
YEAR	PLAYER	TEAM	
1933	Hugh Critz	New York Giants	
1980	Del Unser	Philadelphia Phillies	
1997	Jay Powell	Florida Marlins	
2007	Jonathan Papelbon	Boston Red Sox	
2018	Mitch Moreland	Boston Red Sox	
2023	Nathaniel Lowe	Texas Rangers	
2023	Chris Stratton	Texas Rangers	
STATE TO THE SHOW NOTE			
Eight members of the 2012 MSU team have reached the MLB level, which ties the SEC record for MLB players from one team (2001 LSU & 2010 Florida)			



MAJOR LEAGUE BASEBALL DRAFT

MAJOR LEAGUE BASEBALL

(200 student-athletes; 241 selections)

Year	Round	Note	Pick	Student-Athlete	Pos.	Organization	Year	Round	Note	Pick	Student-Athlete	Pos.	Organization
1965	2	#	29	Del Unser	OF	Minnesota	1989	11		278	Richie Grayum	OF	Chicago (NL)
1965	6	#	113	Frank Portera	C	St. Louis	1989	12		301	Barry Winford	C	Texas
1965	7	#	138	Frank Chambers	RHP	Baltimore	1989	18		453	Brad Hildreth	SS	Baltimore
1965	21	#	542	Ken Tatum	RHP	Atlanta	1989	41	#	1057	Bobby Reed	RHP	Chicago (AL)
1965	36	#	602	Michael Burns	OF	Baltimore	1989	56	#	1374	Jon Shave	2B	Toronto
1966	1	+	18	Del Unser	OF	Minnesota	1990	3		89	Bobby Reed	RHP	Texas
1966	2	+	32	Ken Tatum	RHP	Los Angeles (AL)	1990	5		144	Jon Shave	2B	Texas
1966	3	^ #	54	Frank Chambers	RHP	Oakland	1990	8		209	Tommy Raffo	1B	Miami Miracle
1966	3		57	James Carroll	RHP	San Francisco	1990	21		581	Jim Robinson	C	Chicago (NL)
1966	4	^ #	60	Del Unser	OF	Pittsburgh	1990	22		596	John Cohen	OF	Minnesota
1966	4	^ #	69	Frank Portera	C	Oakland	1990	35	#	941	Tom Quinn	RHP	San Diego
1966	5	+	83	Frank Portera	C	Atlanta	1991	30		797	Chris George	LHP	New York (NL)
1966	6	^ #	83	Ken Tatum	OF	Detroit	1992	1		3	B.J. Wallace	LHP	Washington
1966	6	^ #	84	Michael Burns	RHP	Cleveland	1992	20		555	Chuck Daniel	RHP	Chicago (NL)
1966	6	+	92	Frank Chambers	RHP	Chicago (AL)	1992	44		1231	Charlie Anderson	2B	St. Louis
1966	17		333	Claude Passeau	RHP	Cincinnati	1993	1		19	Jay Powell	RHP	Baltimore
1966	24	#	471	Glenn Lusk	1B	Atlanta	1993	8		220	Paul Petrulis	SS	New York (NL)
1966	36	#	680	Gary Washington	1B	New York (AL)	1993	24		687	Ron Brown	OF	Miami
1967	2	^ #	28	Gary Washington	1B	Minnesota	1993	48	#	1324	Ricky Joe Redd	OF	Boston
1967	4	+	69	Gary Washington	1B	New York (AL)	1994	1		23	Carlton Loewer	RHP	Philadelphia
1968	3	+	48	John Fletcher	C	New York (AL)	1994	2		47	Gary Rath	LHP	Los Angeles (NL)
1968	8		173	Jim Howarth	OF	San Francisco	1994	45	#	1242	Kyle Kennedy	RHP	Seattle
1968	48	#	882	Glenn Wallace	RHP	Baltimore	1995	22		604	Scott Tanksley	RHP	Minnesota
1969	3	+	56	John Fletcher	C	Boston	1995	45	#	1245	Brian Clark	LHP	St. Louis
1969	23		536	Manuel Washington	OF	Los Angeles (NL)	1996	14		397	David Hooten	RHP	Minnesota
1969	31	#	729	Fred Yilling	C	Baltimore	1996	18	#	540	Keith Dilgard	RHP	Cincinnati
1970	10	+	109	Phil Still	3B	Baltimore	1996	23		686	Blake Anderson	C	Colorado
1971	2	+	28	Bobby Crosswell	SS	Washington	1997	1		21	Eric DuBose	LHP	Oakland
1971	9		217	Phil Still	3B	New York (AL)	1997	8		245	Adam Piatt	3B	Oakland
1972	15		357	Mike Proffitt	LHP	St. Louis	1997	12	#	381	Brad Freeman	SS	Cleveland
1972	26	#	607	Ted Milton	OF	St. Louis	1997	21		654	Damian Scioneaux	OF	Tampa Bay
1973	10	^ #	101	Ted Milton	OF	Los Angeles (AL)	1997	49	#	1399	Jeremy Jackson	LHP	New York (NL)
1974	20		461	Bob Myrick	LHP	New York (NL)	1998	7		198	Brad Freeman	SS	St. Louis
1975	13		305	Wayne Pinkerton	SS	Texas	1998	8		243	Chris Reinike	RHP	Cleveland
1977	2	+	34	Jack Lazorko	RHP	New York (AL)	1998	10		287	Jeremy Jackson	LHP	Kansas City
1977	4	^ #	60	James Harris	RHP	Cleveland	1998	15		441	Richard Lee	1B	Toronto
1977	5		127	Nat Showalter	OF	New York (AL)	1998	20		603	Barry Patton	C	Cleveland
1977	17	#	430	Don Robinson	RHP	Houston	1999	1		22	Matt Ginter	RHP	Chicago (AL)
1978	5		128	Del Bender	OF	Boston	1999	9	#	289	Hank Thoms	RHP	Boston
1978	11		271	Jack Lazorko	RHP	Houston	1999	9		290	Chris Curry	C	Chicago (NL)
1979	25		629	Mike Kelley	OF	Chicago (NL)	1999	10		319	Brian Wiese	OF	Boston
1979	32		785	Kenny Kurtz	LHP	Kansas City	1999	25		767	Chris Lotterhos	2B	Cleveland
1980	26		651	Perry Cliburn	RHP	Texas	1999	33		1004	Cliff Wren	1B	Los Angeles (NL)
1981	11		265	Mark Gillaspie	OF	San Diego	2000	9		253	Mark Freed	LHP	Chicago (NL)
1981	11		273	Steve Susce	RHP	Pittsburgh	2000	17		505	Travis Chapman	3B	Philadelphia
1981	19	#	477	Bruce Castoria	1B	San Francisco	2000	19		555	Justin Estel	RHP	Washington
1981	20		517	Don Mundie	RHP	Houston	2000	20		604	Ty Martin	2B	Texas
1982	7		173	Bruce Castoria	1B	Houston	2000	21	#	632	Ryan Carroll	RHP	Boston
1982	15	#	368	Chuck Bartlett	C	Toronto	2000	28		835	Kevin Donovan	LHP	Philadelphia
1982	29		739	Dave Klipstein	OF	Milwaukee	2001	8		248	Brandon Medders	RHP	Arizona
1983	9		220	Jay Porter	C	San Diego	2001	13	#	396	Tanner Brock	RHP	Cincinnati
1983	10		254	Chuck Bartlett	C	Los Angeles (NL)	2001	15	#	453	Ryan Carroll	RHP	Boston
1984	13	#	327	Jeff Brantley	RHP	Washington	2001	22	#	653	Adam Larson	RHP	Baltimore
1984	15	#	388	Gator Thiesen	2B	New York (AL)	2002	18		531	Chris Young	RHP	Colorado
1984	21		538	Rob Parker	SS	Houston	2002	40	#	1208	Jonathan Papelbon	RHP	Oakland
1985	1		2	Will Clark	1B	San Francisco	2003	1		8	Paul Maholm	LHP	Pittsburgh
1985	1		22	Rafael Palmeiro	OF	Chicago (NL)	2003	4		114	Jonathan Papelbon	RHP	Boston
1985	4		85	Bobby Thigpen	RHP	Chicago (AL)	2003	8		218	Matt Maniscalco	SS	Tampa Bay
1985	6		134	Jeff Brantley	RHP	San Francisco	2003	13		377	Matt Brinson	1B	Colorado
1985	10		254	Gator Thiesen	2B	St. Louis	2003	14	#	401	Steve Gendron	3B	San Diego
1985	21		525	Dan Van Cleve	OF	Texas	2003	21	#	621	Todd Nicholas	LHP	Cincinnati
1985	22		565	Gene Morgan	RHP	Kansas City	2003	22		667	Jacob Blakeney	RHP	Atlanta
1986	25		629	Ray Mullino	RHP	Chicago (NL)	2003	23	#	669	Jon Mungle	OF	Milwaukee
1986	25		634	Steve King	RHP	Washington	2004	3		78	Craig Tatum	C	Cincinnati
1987	33		843	David Mitchell	1B	Atlanta	2004	13		398	Steve Gendron	SS	Miami
1988	24	#	623	Jody Hurst	OF	Minnesota	2004	24		728	Jeff Lacher	RHP	Miami
1989	6		150	Pete Young	RHP	Washington	2004	37	#	1104	Jamie Gant	RHP	Washington
1989	10		265	Jody Hurst	OF	Detroit	2004	44	#	1303	Jon Mungle	OF	Milwaukee

MAJOR LEAGUE BASEBALL



Year	Round	Note	Pick	Student-Athlete	Pos.	Organization	Year	Round	Note	Pick	Student-Athlete	Pos.	Organization
2004	50	#	1495	Saunders Ramsey	RHP	Miami	2019	20		602	Jared Liebelt	RHP	Arizona
2005	2		59	Brad Corley	OF	Pittsburgh	2019	25		759	Keegan James	RHP	Colorado
2005	29		884	Jamie Gant	RHP	Houston	2019	29		874	Marshall Gilbert	C	Pittsburgh
2005	43	#	1291	Brooks Dunn	LHP	Chicago (AL)	2019	31		946	Peyton Plumlee	RHP	Houston
2005	46	!	1382	Thomas Berkery	SS	Texas	2019	32		958	Cole Gordon	RHP	New York (NL)
2005	48	#	1434	Joseph Hunter	OF	Cleveland	2019	34	#	1029	Tanner Allen	1B	Colorado
2006	23		693	Brooks Dunn	LHP	San Diego	2020	1		14	Justin Foscue	2B	Texas
2006	25		765	Joseph Hunter	OF	Chicago (AL)	2020	Comp A.		30	Jordan Westburg	SS	Baltimore
2006	33	#	1003	Jeffrey Rea	OF	Boston	2020	2		52	JT Ginn	RHP	New York (NL)
2007	Supp.		61	Ed Easley	C	Arizona	2021	1		14	Will Bednar	RHP	San Francisco
2007	16		485	Josh Johnson	RHP	Tampa Bay	2021	4		118	Tanner Allen	OF	Miami
2007	17		530	Mitch Moreland	1B	Texas	2021	5		139	Eric Cerantola	RHP	Kansas City
2007	18		547	Jeffrey Rea	2B	Chicago (NL)	2021	5		159	Christian MacLeod	LHP	Minnesota
2008	3		103	Aaron Weatherford	RHP	Colorado	2021	11		322	Rowdey Jordan	OF	New York (NL)
2008	12		358	Brandon Turner	2B	Miami	2022	CB-A		34	Landon Sims	RHP	Arizona
2008	16		481	Tyler Moore	1B	Washington	2022	2		55	Logan Tanner	C	Cincinnati
2008	27		824	Jeff Flagg	OF	New York (NL)	2022	7		197	Preston Johnson	RHP	Baltimore
2008	38	#	1139	Ricky Bowen	RHP	Cincinnati	2022	9		266	Brad Cumbest	OF	Colorado
2008	46	#	1376	Grant Hogue	OF	Cincinnati	2022	12	#	350	KC Hunt	RHP	Pittsburgh
2009	11	#	337	Connor Powers	1B	Los Angeles (NL)	2022	12		370	Jackson Fristoe	RHP	New York (AL)
2009	35		1061	Grant Hogue	OF	Houston	2022	16		494	Kamren James	3B	Tampa Bay
2009	43		1289	Ricky Bowen	RHP	Cincinnati	2023	2		55	Colton Ledbetter	OF	Tampa Bay
2010	21		634	Connor Powers	1B	San Diego	2023	6		192	Cade Smith	RHP	New York (AL)
2010	26		782	Jet Butler	SS	New York (NL)	2023	20		606	Kellum Clark	OF	New York (NL)
2010	34	#	1032	Tyler Whitney	LHP	Seattle	2024	1		15	Jurrangelo Cijntje	BHP	Seattle
2010	38		1157	Forrest Moore	LHP	Miami	2024	2		59	Khal Stephen	RHP	Toronto
2011	9		275	Devin Jones	RHP	Baltimore	2024	3		82	Nate Dohm	RHP	New York (NL)
2011	20		624	Nick Vickerson	2B	Texas	2024	4		116	Dakota Jordan	OF	San Francisco
2011	24		735	Jarrod Parks	3B	Los Angeles (AL)	2024	6		190	Brooks Auger	RHP	Los Angeles (NL)
2011	33		1008	Jaron Shepherd	OF	Colorado	2024	9		277	Colby Holcombe	RHP	Toronto
2012	1		20	Chris Stratton	RHP	San Francisco	2024	12		365	Tyson Hardin	RHP	Milwaukee
2012	16		502	Nick Routt	LHP	Cincinnati	2024	13		396	Connor Hujsak	OF	Tampa Bay
2012	36	#	1097	Kendall Graveman	RHP	Miami	2024	15		437	Tyler Davis	LHP	Kansas City
2013	1		13	Hunter Renfroe	OF	San Diego	2024	18		532	David Mershon	SS	Los Angeles (AL)
2013	6		179	Adam Frazier	SS	Pittsburgh	2024	19		565	Cam Schuelke	RHP	Cleveland
2013	8		235	Kendall Graveman	RHP	Toronto							
2013	9		265	Chad Girodo	LHP	Toronto							
2013	13		405	Evan Mitchell	RHP	Cincinnati							
2013	22		666	Daryl Norris	3B	Detroit							
2013	23		700	Luis Polloreña	LHP	Texas							
2014	2		55	Jacob Lindgren	LHP	New York (AL)							
2014	6		182	Jonathan Holder	RHP	New York (AL)							
2014	11		326	Brandon Woodruff	RHP	Milwaukee							
2014	23		700	Brett Pirtle	2B	Detroit							
2016	1	%	34	Dakota Hudson	RHP	St. Louis							
2016	7		200	Reid Humphreys	RHP	Colorado							
2016	7		201	Daniel Brown	LHP	Milwaukee							
2016	8		235	Jacob Robson	OF	Detroit							
2016	11		325	Zac Houston	RHP	Detroit							
2016	13		390	Nathaniel Lowe	1B	Tampa Bay							
2016	13		392	Gavin Collins	C	Cleveland							
2016	18		553	Vance Tatum	LHP	Kansas City							
2016	18		556	Austin Sexton	RHP	St. Louis							
2016	20		606	Jack Kruger	C	Los Angeles (AL)							
2016	38	#	1143	Brent Rooker	OF	Minnesota							
2017	Comp A.		35	Brent Rooker	1B	Minnesota							
2017	11		321	Ryan Gridley	SS	Oakland							
2017	30	#	902	Jake Mangum	OF	New York (AL)							
2018	3		81	Konnor Pilkington	LHP	Chicago (AL)							
2018	14		432	J.P. France	RHP	Houston							
2018	21		636	Hunter Stovall	2B	Colorado							
2018	26	#	789	Ethan Small	LHP	Arizona							
2018	31		934	Zach Neff	LHP	Minnesota							
2018	32	#	950	Jake Mangum	OF	New York (NL)							
2018	32		972	Jacob Billingsley	LHP	Houston							
2019	1		28	Ethan Small	LHP	Milwaukee							
2019	4		118	Jake Mangum	OF	New York (NL)							
2019	6		188	Colby White	RHP	Tampa Bay							
2019	16		489	Trysten Barlow	LHP	Colorado							
2019	18		531	Dustin Skelton	C	Miami							

NOTES:

Did not sign | ^ - January Secondary Phase | + - June Secondary Phase

! - Drafted in 2005, Played 2006 college season then signed prior to 2006 draft

% - Compensatory round

MLB organizations are listed as current affiliate; positions listed are primary position at Mississippi State for that draft season.



MAJOR LEAGUE BASEBALL DRAFT PICKS BY TEAM

MAJOR LEAGUE BASEBALL

ARIZONA DIAMONDBACKS

Yr.	Rd.	Pk.	Note	Name	Pos.
2001	8	248		Brandon Medder	RHP
2007	Supp.	61		Ed Easley	C
2018	26	789	#	Ethan Small	LHP
2019	20	602		Jared Liebelt	RHP
2022	CB-A	34		Landon Sims	RHP

ATLANTA BRAVES

Yr.	Rd.	Pk.	Note	Name	Pos.
1965	21	542	#	Ken Tatum	RHP
1966	5	83	+ #	Frank Portera	C
1966	24	471	#	Glenn Lusk	1B
1987	33	843		David Mitchell	1B
2003	22	667		Jacob Blakeney	RHP

BALTIMORE ORIOLES

Yr.	Rd.	Pk.	Note	Name	Pos.
1965	7	138	#	Frank Chambers	RHP
1965	36	602	#	Michael Burns	OF
1968	48	882	#	Glenn Wallace	RHP
1969	31	729	#	Fred Yilling	C
1970	10	109	+ #	Phil Still	3B
1989	18	453		Brad Hildreth	SS
1993	1	19		Jay Powell	RHP
2001	22	653	#	Adam Larson	RHP
2011	9	275		Devin Jones	RHP
2020	Comp A	30		Jordan Westburg	SS
2022	7	197		Preston Johnson	RHP

BOSTON RED SOX

Yr.	Rd.	Pk.	Note	Name	Pos.
1969	3	56	+	John Fletcher	C
1978	5	128		Del Bender	OF
1993	48	1324	#	Ricky Joe Redd	OF
1999	9	289	#	Hank Thoms	RHP
1999	10	319		Brian Wiese	OF
2000	21	632	#	Tyan Carroll	RHP
2001	15	453	#	Ryan Carroll	RHP
2003	4	114		Jonathan Papelbon	RHP
2006	33	1003	#	Jeffrey Rea	OF

CHICAGO WHITE SOX

Yr.	Rd.	Pk.	Note	Name	Pos.
1966	6	92	+	Frank Chambers	RHP
1985	4	85		Bobby Thigpen	RHP
1989	41	1057	#	Bobby Reed	RHP
1999	1	22		Matt Ginter	RHP
2005	43	1291	#	Brooks Dunn	LHP
2006	25	765		Joseph Hunter	OF
2018	3	81		Konnor Pilkington	LHP

CHICAGO CUBS

Yr.	Rd.	Pk.	Note	Name	Pos.
1979	25	629		Mike Kelley	OF
1985	1	22		Rafael Palmeiro	OF
1986	25	629		Ray Mullino	RHP
1989	11	278		Richie Grayum	OF
1990	21	581		Jim Robinson	C
1992	20	555		Chuck Daniel	RHP
1999	9	290		Chris Curry	C
2000	9	253		Mark Freed	LHP
2007	18	547		Jeffrey Rea	2B

CINCINNATI REDS

Yr.	Rd.	Pk.	Note	Name	Pos.
1966	17	333		Claude Passeau	RHP
1996	18	540	#	Keith Dilgard	RHP
2001	13	396	#	Tanner Brock	RHP
2003	21	621	#	Todd Nicholas	LHP
2004	3	78		Craig Tatum	C
2008	38	1139	#	Ricky Bowen	RHP
2008	46	1376	#	Grant Hogue	OF
2009	43	1289		Ricky Bowen	RHP
2012	16	502		Nick Routt	LHP
2013	13	405		Evan Mitchell	RHP
2022	2	55		Logan Tanner	C

CLEVELAND GUARDIANS

Yr.	Rd.	Pk.	Note	Name	Pos.
1966	6	84	^ #	Michael Burns	RHP
1977	4	60	^ #	James Harris	RHP
1997	12	381	#	Brad Freeman	SS
1998	8	243		Chris Reinike	RHP
1998	20	603		Barry Patton	C
1999	25	767		Chris Lotterhos	2B
2005	48	1434	#	Joseph Hunter	OF
2016	13	392		Gavin Collins	C
2024	19	565		Cam Schuelke	RHP

COLORADO ROCKIES

Yr.	Rd.	Pk.	Note	Name	Pos.
1996	23	686		Blake Anderson	C
2002	18	531		Chris Young	RHP
2003	13	377		Matt Brinson	1B
2008	3	103		Aaron Weatherford	RHP
2011	33	1008		Jaron Shepherd	OF
2016	7	200		Reid Humphreys	RHP
2018	21	636		Hunter Stovall	2B
2019	16	489		Trysten Barlow	LHP
2019	25	759		Keegan James	RHP
2019	34	1029	#	Tanner Allen	1B
2022	9	266		Brad Cumbest	OF

DETROIT TIGERS

Yr.	Rd.	Pk.	Note	Name	Pos.
1966	6	83	^ #	Ken Tatum	OF
1989	10	265		Jody Hurst	OF
2013	22	666		Daryl Norris	3B
2014	23	700		Brett Pirtle	2B
2016	8	235		Jacob Robson	OF
2016	11	325		Zac Houston	RHP

HOUSTON ASTROS

Yr.	Rd.	Pk.	Note	Name	Pos.
1977	17	430	#	Don Robinson	RHP
1978	11	271		Jack Lazorko	RHP
1981	20	517		Don Mundie	RHP
1982	7	173		Bruce Castoria	1B
1984	21	538		Rob Parker	SS
2005	29	884		Jamie Gant	RHP
2009	35	1061		Grant Hogue	OF
2018	14	432		J.P. France	RHP
2018	32	972		Jacob Billingsley	LHP
2019	31	946		Peyton Plumlee	RHP

KANSAS CITY ROYALS

Yr.	Rd.	Pk.	Note	Name	Pos.
1979	32	785		Kenny Kurtz	LHP
1985	22	565		Gene Morgan	RHP
1998	10	287		Jeremy Jackson	LHP
2016	18	553		Vance Tatum	LHP
2021	5	139		Eric Cerantola	RHP
2024	15	437		Tyler Davis	LHP

LOS ANGELES ANGELS

Yr.	Rd.	Pk.	Note	Name	Pos.
1966	2	32	+	Ken Tatum	RHP
1973	10	101	^ #	Ted Milton	OF
2011	24	735		Jarrod Parks	3B
2016	20	606		Jack Kruger	C
2024	18	532		David Mershon	SS

LOS ANGELES DODGERS

Yr.	Rd.	Pk.	Note	Name	Pos.
1969	23	536		Manuel Washington	OF
1983	10	254		Chuck Bartlett	C
1994	2	47		Gary Rath	LHP
1999	33	1004		Cliff Wren	1B
2009	11	337	#	Connor Powers	1B
2024	6	190		Brooks Auger	RHP

MIAMI MARLINS

Yr.	Rd.	Pk.	Note	Name	Pos.
1993	24	687		Ron Brown	OF
2004	13	398		Steve Gendron	SS
2004	24	728		Jeff Lacher	RHP
2004	50	1495	#	Saunders Ramsey	RHP
2008	12	358		Brandon Turner	2B
2010	38	1157		Forrest Moore	LHP
2012	36	1097	#	Kendall Graveman	RHP
2019	18	531		Dustin Skelton	C
2021	4	118		Tanner Allen	OF

MILWAUKEE BREWERS

Yr.	Rd.	Pk.	Note	Name	Pos.
1982	29	739		Dave Klipstein	OF
2003	23	669	#	Jon Mungle	OF
2004	44	1303	#	Jon Mungle	OF
2014	11	326		Brandon Woodruff	RHP
2016	7	201		Daniel Brown	LHP
2019	1	28		Ethan Small	LHP
2024	12	365		Tyson Hardin	RHP

MINNESOTA TWINS

Yr.	Rd.	Pk.	Note	Name	Pos.
1965	2	29		Del Unser	OF
1966	1	18	+	Del Unser	OF
1967	2	28	^ #	Gary Washington	1B
1988	24	624	#	Jody Hurst	OF
1990	22	596		John Cohen	OF
1995	22	604		Scott Tanksley	RHP
1996	14	397		David Hooten	RHP
2016	38	1143	#	Brent Rooker	OF
2017	Comp A	35		Brent Rooker	1B
2018	31	934		Zach Neff	LHP
2021	5	159		Christian MacLeod	LHP

NEW YORK YANKEES

Yr.	Rd.	Pk.	Note	Name	Pos.
1966	36	680	#	Gary Washington	1B
1967	4	69	+	Gary Washington	1B
1968	3	48	+ #	John Fletcher	C
1971	9	217		Phil Still	3B
1977	2	34	+ #	Jack Lazorko	RHP
1977	5	127		Nat Showalter	OF
1984	15	388	#	Gator Thiesen	2B
2014	2	55		Jacob Lindgren	LHP
2014	6	182		Jonathan Holder	RHP
2017	30	902	#	Jake Mangum	OF
2022	12	370		Jackson Frisoe	RHP
2023	6	192		Cade Smith	RHP



MAJOR LEAGUE BASEBALL

NEW YORK METS

Yr.	Rd.	Pk.	Note	Name	Pos.
1974	20	461		Bob Myrick	LHP
1991	30	797		Chris George	LHP
1993	8	220		Paul Petruilis	SS
1997	49	1399	#	Jeremy Jackson	LHP
2008	27	824		Jeff Flagg	OF
2010	26	782		Jet Butler	SS
2018	43	950	#	Jake Mangum	OF
2019	4	118		Jake Mangum	OF
2019	32	958		Cole Gordon	RHP
2020	2	52		JT Ginn	RHP
2021	11	322		Rowdey Jordan	OF
2023	20	606		Kellum Clark	OF
2024	3	82		Nate Dohm	RHP

OAKLAND ATHLETICS

Yr.	Rd.	Pk.	Note	Name	Pos.
1966	3	54	^#	Frank Chambers	RHP
1966	4	69	^#	Frank Portera	C
1997	1	21		Eric DuBose	LHP
1997	8	245		Adam Piatt	3B
2002	40	1208	#	Jonathan Papelbon	RHP
2017	11	321		Ryan Gridley	SS

PHILADELPHIA PHILLIES

Yr.	Rd.	Pk.	Note	Name	Pos.
1994	1	23		Carlton Loewer	RHP
2000	17	505		Travis Champman	3B
2000	28	835		Kevin Donovan	LHP

PITTSBURGH PIRATES

Yr.	Rd.	Pk.	Note	Name	Pos.
1966	4	60	^#	Del Unser	OF
1981	11	273		Steve Susce	RHP
2003	1	8		Paul Maholm	LHP
2005	2	59		Brad Corley	OF
2013	6	179		Adam Frazier	SS
2019	29	874		Marshall Gilbert	C
2022	12	350	#	KC Hunt	RHP

SAN DIEGO PADRES

Yr.	Rd.	Pk.	Note	Name	Pos.
1981	11	265		Mark Gillaspie	OF
1983	9	220		Jay Porter	C
1990	35	941	#	Tom Quinn	RHP
2003	14	401	#	Steve Gendron	3B
2006	23	693		Brooks Dunn	LHP
2010	21	634		Connor Powers	1B
2013	1	13		Hunter Renfro	OF

SAN FRANCISCO GIANTS

Yr.	Rd.	Pk.	Note	Name	Pos.
1966	3	57		James Carroll	RHP
1968	8	173		Jim Howarth	OF
1981	19	477	#	Bruce Castoria	1B
1985	1	2		Will Clark	1B
1985	6	134		Jeff Brantley	RHP
2012	1	20		Chris Stratton	RHP
2021	1	14		Will Bednar	RHP
2024	4	116		Dakota Jordan	OF

SEATTLE MARINERS

Yr.	Rd.	Pk.	Note	Name	Pos.
1994	45	1242	#	Kyle Kennedy	RHP
2010	34	1032	#	Tyler Whitney	LHP
2024	1	15		Jurrangelo Cijntje	BHP

ST. LOUIS CARDINALS

Yr.	Rd.	Pk.	Note	Name	Pos.
1965	6	113	#	Frank Portera	C
1972	15	357		Mike Proffitt	LHP
1972	26	607	#	Ted Milton	OF
1985	10	254		Gator Thiesen	2B
1992	44	1231		Charlie Anderson	2B
1995	45	1245	#	Brian Clark	LHP
1998	7	198		Brad Freeman	SS
2016	1	34	%	Dakota Hudson	RHP
2016	18	556		Austin Sexton	RHP

TAMPA BAY RAYS

Yr.	Rd.	Pk.	Note	Name	Pos.
1997	21	654		Damian Scioneaux	OF
2003	8	218		Matt Maniscalco	SS
2006	16	485		Josh Johnson	RHP
2016	13	390		Nathaniel Lowe	1B
2019	6	188		Colby White	RHP
2022	16	494		Kamren James	3B
2023	2	55		Colton Ledbetter	OF
2024	13	396		Connor Hujak	OF

TEXAS RANGERS

Yr.	Rd.	Pk.	Note	Name	Pos.
1975	13	305		Wayne Pinkerton	SS
1980	26	651		Perry Cliburn	RHP
1985	21	525		Dan Van Cleve	OF
1989	12	301		Barry Winford	C
1990	3	89		Bobby Reed	RHP
1990	5	144		Jon Shave	2B
2000	20	604		Ty Martin	2B
2005	46	1382	!	Thomas Berkery	SS
2007	17	530		Mitch Moreland	1B
2011	20	624		Nick Vickerson	2B
2013	23	700		Luis Polloreana	LHP
2020	1	14		Justin Foscue	2B

TORONTO BLUE JAYS

Yr.	Rd.	Pk.	Note	Name	Pos.
1982	15	368	#	Chuck Bartlett	C
1989	56	1374	#	Jon Shave	2B
1998	15	441		Richard Lee	1B
2013	8	235		Kendall Graveman	RHP
2013	9	265		Chad Girono	LHP
2024	2	59		Khal Stephen	RHP
2024	9	277		Colby Holcombe	RHP

WASHINGTON NATIONALS

Yr.	Rd.	Pk.	Note	Name	Pos.
1971	2	28	+	Bobby Croswell	SS
1984	13	327	#	Jeff Brantley	RHP
1986	25	634		Steve King	RHP
1989	6	150		Pete Young	RHP
1992	1	3		B.J. Wallace	LHP
2000	19	555		Justin Estel	RHP
2004	37	1104	#	Jamie Gant	RHP
2008	16	481		Tyler Moore	1B

MIAMI MIRACLE

Yr.	Rd.	Pk.	Note	Name	Pos.
1990	8	209		Tommy Raffo	1B

NOTES:

Did not sign | ^ - January Secondary Phase | + - June Secondary Phase
! - Drafted in 2005, Played 2006 college season then signed prior to 2006 draft
% - Compensatory round
MLB organizations are listed as current affiliate; positions listed are primary position at Mississippi State for that draft season.

MLB DRAFT FACTS

BY DRAFT TYPE	BY POSITION	MISCELLANEOUS FACTS
June/July Regular (1965-present)	Catcher	<ul style="list-style-type: none">Of Mississippi State's 241 all-time draft picks, 63 of them have turned down professional baseball to return to State, including Jake Mangum on two occasions.The school record for student-athletes drafted in a single draft was set in 2016, 2019 and 2024 at 11. MSU has 19 seasons with five-or-more picks and 48 with multiple draft picks in the June/July Regular Draft since 1965 (59 total drafts).In the June/July Regular Draft, Mississippi State's 20 picks in the first round (supplemental and compensation rounds included) rank No. 9 nationally.The Diamond Dawgs are one of 18 programs nationally with multiple years having two-or-more first round draft picks in the same season.With ten first round selections since 2012, Mississippi State is tied for No. 4 among all NCAA Division I institutions.Eight members of the 2012 MSU team have reached the MLB level, which ties the SEC record for MLB players from one team (2001 LSU & 2010 Florida).
June Secondary (1966-86)	Highest: Logan Tanner; 2022 (Round Two, Pick 55)	
January Secondary (1966-86)	First Base	
Total	Highest: Will Clark; 1985 (Round One, Pick 2)	
BY ROUND	Second Base	
First Round	Highest: Justin Foscue; 2020 (Round One, Pick 14)	
Includes two Comp. A picks, one supplemental round pick, one secondary draft first round pick, and one competitive balance pick.	Third Base	
	Highest: Phil Still; 1971 (Round Nine, Pick 217)	
	Shortstop	
	Highest: Jordan Westburg; 2020 (Comp. A, Pick 30)	
Second Round	Outfield	
Third Round	Highest: Hunter Renfro; 2013 (Round One, Pick 13)	
Fourth Round	Right-handed Pitcher	
Fifth Round	Highest: Will Bednar; 2021 (Round One, Pick 14)	
Sixth Round	Left-handed Pitcher	
Seventh Round	Highest: B.J. Wallace; 1992 (Round One, Pick 3)	
Eighth Round	Switch-handed Pitcher	
Ninth Round	Highest: Jurrangelo Cijntje; 2024 (Round One, Pick 15)	
10th Round		
Round 11+		



The largest on-campus facility in college baseball, Dudy Noble Field will see the 59th season of Mississippi State baseball at its current site in 2025. With over 1,700 games played at the venue, the Diamond Dawgs have a .725 winning percentage at the facility, which received a \$68-million upgrade prior to the 2019 season.

The field is named in honor of longtime MSU baseball coach, athletics director and ABCA Hall of Famer Clarke Randolph "Dudy" Noble. On April 27, 1998 the facility was renamed Dudy Noble Field, Polk-DeMent Stadium, honoring another ABCA Hall of Famer, former Bulldog skipper Ron Polk, and the late Gordon DeMent, a successful businessman and longtime fan of the Diamond Dawgs from Indianola, Mississippi.

THE ORIGIN

From 1929 until 1964, Mississippi State hosted its baseball games at the original on-campus venue, Hardy Field, which was located several hundred yards to the south of the Bulldogs' home football venue, Davis Wade Stadium at Scott Field. The baseball field was closed following the 1964 season to make way for the construction of Dorman Hall and for the next two seasons the Diamond Dawgs played their home games at Redbird Park in Columbus, Mississippi, capturing SEC titles both seasons at their temporary home.

The tin-roofed grandstand and 2,000-seat bleachers from the original Dudy Noble Field were transported to the stadium's present site, which became playable for the 1967 season. Since that time, facility enhancements have followed at a steady pace to make the "Carnegie Hall of College Baseball" one of the finest all-around facilities on the road to Omaha. Among with numerous upgrades, the current site has seen two complete demolitions and reconstructions, the latest occurring during a three-year span from 2017-2019 and opening prior to the start of the 2019 campaign.

LEADING THE ATTENDANCE BOOM

With a laundry list of legendary names on its all-time roster, it comes as no surprise that Mississippi State ranks among the nation's attendance leader's year in and year out. The Dudy Noble Field faithful have sold out the reserved seating allotment every season since 1987.

Along with routinely hosting some of the largest crowds in the SEC, the last 11 three-day Super Bulldog Weekend series have drawn more than 25,000 fans, with The Dude seeing 43,986 fans over the three-day Super Bulldog Weekend of 2023, the most in a single Super Bulldog Weekend.

MSU eclipsed the 200,000 mark in paid attendance at Dudy Noble Field for six-straight seasons between 2012-17, marking the first such occurrence in the program's history. Over the past three seasons, MSU has eclipsed the 300,000 mark in paid attendance, which had never been done before in back-to-back-to-back seasons. In 2013, the Diamond Dawgs' five-millionth fan walked through the turnstiles at Dudy Noble Field. Since home attendance figures were charted starting in 1976, the "Carnegie Hall of College Baseball" has seen 7,987,526 fans rush through the gates.

In 24 of the last 25 seasons, Mississippi State has averaged 6,000 fans per game, including a record average of 11,094 during the 2023 campaign. Overall, State has eclipsed the 200,000-fan mark 16 times since 2002, with a school-record 373,784 viewing the 2019 home schedule.

Of the top 25 all-time college baseball on-campus attendances, Dudy Noble Field finds itself on the list 24 times, most notably owning the all-time on-campus attendance record of 16,423 on April 15, 2023. The Bulldogs own all of the top 15 marks and 19 of the top 20 marks, in NCAA on-campus history and are the only NCAA baseball program to boast on-campus attendances of 14,000 or more. The five largest NCAA Super Regional crowds have all assembled in Starkville, Mississippi, as well.

From April 14-16, 2023, the Bulldog faithful flooded the gates at Dudy Noble Field to the tune of 43,986 fans for a three-game series versus Ole Miss. The nearly 44,000 fans on the weekend set an NCAA on-campus attendance record for a three-game series.

During the 2024 season, the Diamond Dawg faithful showed up in groves as 370,711 fans appeared at The Dude with Mississippi State receiving the largest average attendance numbers in the nation, averaging 10,903

fans per game. The Diamond Dawgs had 10,000+ fans at 23 games last season at Dudy Noble Field.

THE LEFT FIELD LOUNGE™

The aura of Mississippi State baseball at Dudy Noble Field is certainly not confined to the loyal legions in the impressive grandstand, pro-style luxury sky suites or luxurious Left Field Lofts.

In fact, some of the more highly-prized seats at Bulldog baseball games are found beyond the outfield fence in the Left Field Lounge™. Waiting lists greet those seeking to purchase one of the 96 outfield lounges in the iconic two-level outfield tailgate.

Once a colorful assortment of pickup trucks, motor homes, and trailers — most equipped with barbecue grills — lined the outfield fence, completing a circle of humanity at Dudy Noble Field. Now, the permanent lounge spaces are connected to the concourse, allowing everyone to stroll through and experience the iconic lounge culture.

What began in the late 1960s as a popular gathering spot for baseball-loving MSU supporters now forms college baseball's largest tailgate party.

FACILITY EXPANSION

Over the past five decades many projects have commenced at the current site, including a pair of demolitions and countless upgrades to "The Dude." Of the multiple renovations and advancements, the park was demolished and reconstructed in 1987 and 2018.

Mississippi State hosted its first SEC Baseball Tournament and NCAA Regional in 1979, winning both and advancing to the program's second College World Series, setting attendance marks while opening eyes along the way.

Crowds mushroomed further in the 1980s, as future Major League stars Jeff Brantley, Will Clark, Rafael Palmeiro and Bobby Thigpen led the 1985 Bulldogs to SEC and regional championships, earning MSU's highest national finish at the time, a tie for third place at the College World Series.

The first upgrade to the current site came in 1971, thanks to the generosity of the late E.B. "Dutch" McCool, a former MSU baseball student-athlete and one of the founding fathers of Holiday Inn, Inc., as MSU took the lead in the Southeastern Conference with the installation of a lighting system. The advent of night baseball in Starkville helped build a solid fan base.

Drainage and irrigation systems and an expanded scoreboard with an animation-equipped message center, new batting ranges and an infield tarp became the stadium's next improvements.

It became apparent that support for baseball at State had out-grown the cozy confines of "The Dude" in the mid 1980s. Two years after that magical '85 season, Mississippi State unveiled an impressive \$3.5 million project that made Dudy Noble Field the biggest baseball venue in the Southeastern Conference.

In 1986, the stadium was demolished and rebuilt in less than nine months to be ready for the 1987 season opener. The new venue featured an impressive concrete grandstand structure with 3,700 maroon theater-style seats, an elevated press box, restrooms and ticket, souvenir and concession facilities. The team clubhouse featured a spacious 40-locker dressing room and team area. A pair of 1,500-seat bleachers that once overlooked the end zones at Scott Field, the home of MSU's football Bulldogs, were refurbished and installed along the foul lines, raising seating capacity at Dudy Noble Field to 6,700. The facility was later chosen by Sports Illustrated as the best place to watch college baseball, and it helped ignite a drive to update baseball facilities throughout the SEC and beyond.

The expanded capacity at the stadium also triggered an increase in annual baseball season ticket sales to more than 5,600, virtually assuring Mississippi State's place among national leaders in college baseball attendance annually.

A second permanent concession stand was added in 1989, and a year later, the cinder warning track at the outfield fence was extended to completely encircle the playing surface. That project, along with the installation

DUDY NOBLE FIELD

of a six-foot high padded outfield fence, was made possible by a donation from former MSU All-American and Major League Baseball standout Will Clark.

Best-selling author, MSU alumnus and avid State baseball fan John Grisham donated funding for the next project. In 1993, Grisham's generosity paved the way for the indoor batting tunnel under the first base grandstand. In August 1998, construction got under way on the ambitious project to add 18 sky suites and more than 600 additional chairback seats in the grandstand. With the project completed prior to the 2000 season, the permanent seating capacity at Dudy Noble Field eclipsed the 7,000 mark.

Prior to the start of the 2003 season, 46-foot major league foul poles were added. In 2004, the upgrades to the facility included a new state-of-the-art scoreboard, courtesy of the Henry Mize Foundation, was installed along with new fencing and gates surrounding the main grandstand.

The landscape surrounding the nation's largest on-campus facility grew prior to the 2005 campaign with the completion of the impressive Palmeiro Center and the baseball coaches office complex.

A massive 68,000-square foot, climate-controlled turf indoor practice facility, the Palmeiro Center is located adjacent to Dudy Noble Field. The spacious, \$3.8 million facility was made possible by a generous lead gift of former Bulldog great Rafael Palmeiro and his wife Lynne. The structure features a regulation infield practice area, additional training space and three retractable batting cages.

Nestled between the Palmeiro Center and "The Dude", the baseball coaches complex was made possible by contributions from former Bulldog players Jeff Brantley, Will Clark, Eric DuBose, Paul Maholm, Jay Powell and Bobby Thigpen and former MSU manager James "Bo" McKinnis.

Mississippi State's baseball complex received a boost with the addition of the Bryce Griffis Boardroom, a \$1.5 million, meeting/banquet hall extension on the south end of the Palmeiro Center. The facility features banquet seating for approximately 350.

From 2009-12, facility upgrades totaling more than \$2 million include an expanded state-of-the-art high definition video board, the addition of a new drainage and irrigation system, a new carpet of natural sod and infield dirt, and expanded dugouts.

Even the grandstand got a bit grander with a resurfacing and repainting project. The endeavor was topped off with all-new cup holder-equipped maroon chairback seats. Prior to the start of the 2012 campaign, work

was completed on the new sound system. The 36,000-watt amplification system evenly distributed sound to a 78-speaker system to amplify the atmosphere at Dudy Noble Field.

The second demolition at the current site occurred following the 2017 season and the \$68 million facility opened its gates for the 2019 campaign. Architect Wier Boerner Allin, along with consultants Populous and famed stadium architect/State alum Janet Marie Smith designed the project, while construction manager ICM and general contractor JESCO Construction, Inc. oversaw the construction.

Covering 12 acres of land on the Mississippi State University campus, the 230,000 square foot facility carries on Dudy Noble Field's legacy as the "Carnegie Hall of College Baseball." Installation of the second largest scoreboard in college baseball, measuring 43 feet wide by 60 feet high, started the project in 2017. The board, which was the largest in college baseball upon installation, is larger than boards owned by three Major League Baseball teams. The addition of 96 permanent Left Field Lounge rigs encircling the outfield followed during the fall of 2018.

The concourse and lower-level grandstands were in place for the 2018 season, with the Diamond Suites, upper-deck reserved seating area and three unique club areas – Farm Bureau Triple Crown Club, Charlie and Dana Stephenson Omaha Club and The Rooftop Club – were completed prior to the 2019 campaign. The newest version of Dudy Noble Field also features increased restroom facilities and concession points of sale.

The player spaces also received an upgrade, expanding to cover 18,000 square feet underneath the facility. The fully-equipped Bruce and Julie Martin Locker Room includes an embedded equipment room, houses 40 wooden lockers and features an oversized, dimensional halo-lit '85 Script Mississippi State sign suspended overhead in the middle of the room.

The more spacious locker room includes an attached training room with whirlpool and fully-functional fueling station. The Mitch Moreland Hitting Tunnel, which is equipped with HitTrax, and Turner & Gloria Wingo Team Lounge are easily accessed from the home dugout, with the eye-popping player entrance and Hassell H. Franklin Omaha Room greeting players as they enter the facility. The Pat McMahon Pitching Lab is also housed under the stadium, featuring arm care and conditioning equipment, one oversized turfed mound with three pitching rubbers and state of the art video equipment.

DUDY NOBLE FIELD FACTS

FIRST GAME: Mississippi State 5, Illinois Wesleyan 3 (4/3/67)

MISSISSIPPI STATE RECORD AT CURRENT SITE: 1,275-482-2 (.725)

MISSISSIPPI STATE GAMES PLAYED AT CURRENT SITE: 1,759

SEC TOURNAMENTS: Five

NCAA TOURNAMENT EVENTS: 22

(Three NCAA District III Playoffs, 15 Regionals and four Super Regionals)

LARGEST CROWD: 16,423 (April 15, 2023 vs. Ole Miss)

NCAA on-campus attendance record

PLAYING SURFACE: Latitude36 Bermuda Grass overseeded with Champion GQ Perennial Ryegrass

SEATING: 15,000+

DIMENSIONS: LF: 330, LC: 385, CF: 400, RC: 380, RF: 305

VIDEO BOARD: 43 feet high by 60 feet wide; second largest video board in college baseball and larger than three Major League Baseball boards (Baltimore, Colorado and Tampa Bay)

BATTER'S EYE: 40 feet high by 90 feet wide

OUTFIELD FENCE: Padded seven-foot chain link fence

WARNING TRACK: 20-foot wide synthetic turf

FOUL POLES: 40 feet tall





YEAR-BY-YEAR

Year	W-L	Pct.	Dates	Attn.	Avg.
1967	9-4	.692	---	---	---
1968	8-10	.444	---	---	---
1969	13-4	.765	---	---	---
1970	18-2	.900	---	---	---
1971	21-4	.840	---	---	---
1972	17-7	.708	---	---	---
1973	13-8	.619	---	---	---
1974	9-5	.643	---	---	---
1975	14-12	.538	---	---	---
1976	23-8	.742	21	48,205	2,295
1977	25-2	.926	18	36,412	2,023
1978	18-6	.750	19	47,038	2,476
1979	33-2	.943	31	78,135	2,520
1980	17-10	.630	22	29,039	1,320
1981	21-5	.808	22	74,332	3,379
1982	17-7	.708	20	44,147	2,207
1983	20-6	.769	22	54,017	2,455
1984	26-4	.867	25	78,841	3,154
1985	25-3	.893	24	95,604	*3,984
1986	23-11	.676	29	55,149	1,902
1987	25-9	.735	29	102,542	*3,536
1988	31-10	.756	37	134,448	*3,634
1989	32-5	.865	32	143,241	*4,476
1990	29-9	.763	31	119,312	3,849
1991	23-8	.742	25	67,947	2,718
1992	27-10	.730	33	109,067	3,305
1993	23-6	.793	25	123,061	*4,922
1994	18-15	.545	33	128,986	4,161
1995	24-11	.686	33	132,105	4,003
1996	24-6	.800	30	118,250	3,942
1997	28-9	.757	33	161,034	4,880
1998	23-8	.742	30	116,963	3,899
1999	26-7	.788	33	151,941	4,604
2000	27-4	.871	29	174,592	6,020
2001	21-13	.618	31	150,435	4,853
2002	22-10-1	.682	31	201,523	6,501
2003	27-10-1	.724	36	233,015	6,472
2004	20-14	.588	33	211,137	6,398
2005	27-7	.794	33	208,765	6,326
2006	24-7	.774	28	193,703	6,917
2007	24-8	.750	32	222,072	6,939
2008	16-15	.516	29	182,986	6,309
2009	18-11	.621	25	157,530	6,301
2010	19-14	.576	32	194,094	6,065
2011	22-12	.647	31	189,218	6,103
2012	28-8	.778	33	202,340	6,131
2013	33-8	.805	37	281,840	7,617
2014	22-12	.647	31	251,965	8,127
2015	21-14	.600	31	230,918	7,448
2016	27-11	.710	35	302,558	7,962
2017	23-11	.676	28	272,974	8,029
2018	16-7	.695	20	139,140	6,049
2019	37-5	.881	41	373,784	8,899
2020	9-2	.818	11	96,054	8,732
2021	30-9	.769	39	235,207	6,030
2022	18-14	.563	32	328,302	10,259
2023	16-14	.533	30	332,838	11,094
2024	25-9	.735	34	370,711	*10,903
TOTAL	1,275-482-2	.725	1,435	7,987,526	5,566

* - Led nation in average home attendance

^ - Includes data beginning with the 1976 season

- Paid attendance totals used since 1993



Attn.		Opponent	Date				
1.	16,423	* Ole Miss	April 15, 2023	111.	10,284	# Middle Tennessee State	May 30, 2003
2.	15,586	Ole Miss	April 12, 2014	112.	10,226	Central Arkansas	June 3, 2013
3.	15,078	Texas A&M	April 16, 2016	113.	10,223	Long Beach State	Feb. 18, 2022
4.	14,991	Florida	April 22, 1989	114.	10,217	Texas Tech	Feb. 17, 2017
5.	14,739	Ole Miss	April 14, 2023	115.	10,206	Tennessee	May 19, 2022
6.	14,562	Auburn	April 20, 2013	116.	10,164	Ole Miss	April 3, 2016
7.	14,385	# Notre Dame	June 12, 2021	117.	10,152	Ole Miss	April 1, 2016
8.	14,378	LSU	April 16, 1988	118.	10,147	Arkansas	April 21, 2018
9.	14,320	Arizona State	Feb. 25, 2023	119.	10,143	Auburn	April 19, 2013
10.	14,273	Alabama	May 4, 2024	120.	10,064	Vanderbilt	March 22, 2014
11.	14,228	LSU	April 9, 2022	121.	10,050	Alabama	April 10, 1999
12.	14,077	Alabama	March 26, 2022	122.	10,032	Texas A&M	April 15, 2016
13.	13,974	LSU	March 16, 2024	123.	10,029	Auburn	March 22, 2019
14.	13,971	# Notre Dame	June 13, 2021	124.	10,011	VCU	June 5, 2021
15.	13,761	Arkansas	April 25, 1992	* - NCAA On-Campus Attendance Record			
16.	13,715	^ Clemson	June 9, 2007	# - NCAA Regional			
17.	13,691	Kentucky	April 8, 2017	^ - NCAA Super Regional			
18.	13,617	Georgia	April 8, 2006	% - Doubleheader Only One Gate			
19.	13,477	Georgia	April 6, 2024				
20.	13,452	^ Arizona	June 11, 2016				
21.	13,357	Auburn	April 19, 2024				
22.	13,351	Long Beach State	Feb. 19, 2022				
23.	13,338	Ole Miss	April 17, 2021				
24.	13,224	Ole Miss	April 11, 2014				
25.	13,132	^ Stanford	June 8, 2019				
26.	13,123	Ole Miss	April 15, 2000				
27.	13,004	Florida	April 18, 2015				
28.	12,978	% Auburn	April 21, 2024				
29.	12,927	Vanderbilt	March 25, 2023				
30.	12,913	^ Arizona	June 10, 2016				
31.	12,824	Ole Miss	April 16, 2023				
32.	12,708	Auburn	April 24, 1993				
33.	12,620	^ Clemson	June 8, 2007				
34.	12,360	Georgia	April 6, 2002				
35.	12,357	South Carolina	April 1, 2023				
36.	12,346	Auburn	April 15, 2022				
37.	12,343	Auburn	March 23, 2019				
38.	12,323	Georgia Southern	Feb. 24, 2024				
39.	12,315	Georgia	April 5, 2024				
40.	12,297	Florida	May 7, 2022				
41.	12,213	VMI	Feb. 18, 2023				
42.	12,034	Oregon State	Feb. 22, 2020				
43.	11,973	Arkansas	May 6, 2023				
44.	11,964	Air Force	Feb. 17, 2024				
45.	11,893	LSU	April 8, 2022				
46.	11,865	Alabama	March 25, 2022				
47.	11,815	Alabama	May 5, 2024				
48.	11,763	Auburn	April 12, 2003				
49.	11,754	# Notre Dame	June 14, 2021				
50.	11,648	LSU	March 30, 2019				
51.	11,597	^ Stanford	June 9, 2019				
52.	11,551	Missouri	May 18, 2024				
53.	11,533	Florida	May 6, 2022				
54.	11,515	Ole Miss	April 2, 2016				
55.	11,511	Central Michigan	June 1, 2019				
56.	11,496	# Florida State	May 27, 1990				
57.	11,337	Georgia	April 7, 2024				
58.	11,262	LSU	March 29, 2019				
59.	11,216	Air Force	Feb. 16, 2024				
60.	11,201	Florida	April 8, 2011				
61.	11,174	Florida	April 13, 1991				
62.	11,144	Alabama	March 27, 2022				
63.	11,136	Arizona State	Feb. 24, 2023				
64.	11,129	LSU	March 17, 2024				
65.	11,127	# South Alabama	May 26, 2000				
66.	11,124	# South Alabama	June 1, 2013				
67.	11,112	Alabama	April 13, 2019				
68.	11,111	LSU	March 15, 2024				
69.	11,102	# Central Arkansas	May 31, 2013				
70.	11,089	Tennessee	April 17, 2010				
71.	11,080	Vanderbilt	March 24, 2023				
72.	11,043	Arizona State	Feb. 26, 2023				
73.	11,006	Wright State	Feb. 15, 2020				
74.	11,005	VMI	Feb. 19, 2023				
75.	10,977	% Lipscomb	March 11, 2023				
76.	10,964	Western Illinois	Feb. 18, 2017				
77.	10,958	Auburn	April 9, 2005				
78.	10,935	Alabama	May 5, 2024				
79.	10,922	% Mount St. Mary's	March 2, 2024				
80.	10,871	Arkansas	May 5, 2023				
81.	10,848	Texas A&M	May 19, 2023				
82.	10,832	# Notre Dame	May 28, 2000				
83.	10,774	Tennessee	May 21, 2022				
84.	10,762	Air Force	Feb. 18, 2024				
85.	10,751	Long Beach State	Feb. 20, 2022				
86.	10,688	# Washington	May 25, 1997				
87.	10,665	Texas A&M	May 20, 2023				
88.	10,663	Auburn	April 14, 2022				
89.	10,656	# Cal State Fullerton	June 4, 2016				
90.	10,652	VMI	Feb. 17, 2023				
91.	10,649	Georgia Southern	Feb. 23, 2024				
92.	10,619	Florida	April 17, 2004				
93.	10,592	Tennessee	May 20, 2022				
94.	10,588	# North Carolina	May 28, 1989				
95.	10,583	Western Illinois/Texas Tech	Feb. 19, 2017				
96.	10,555	Kentucky	April 18, 2009				
97.	10,522	Missouri	May 17, 2024				
98.	10,522	Ole Miss	April 18, 2021				
99.	10,515	LSU	April 10, 2022				
100.	10,461	South Carolina	May 18, 2019				
101.	10,452	Evansville	March 9, 2024				
102.	10,440	Missouri	May 16, 2024				
103.	10,410	Lipscomb	March 10, 2023				
104.	10,386	Alabama	April 12, 2019				
105.	10,385	South Carolina	March 31, 2023				
106.	10,382	Florida	April 25, 1987				
107.	10,371	Ole Miss	April 13, 2014				
108.	10,351	Tennessee	April 21, 2012				
109.	10,324	Kentucky	March 31, 2007				
110.	10,291	Ole Miss	April 16, 2021				



YEAR-BY-YEAR

Year	Coach	All Games				Conference				Championships/Postseason
		W	L	T	Pct.	W	L	T	Pct.	
1885	None	3	0	0	1.000					
1886	None	2	0	0	1.000					
1887	None	2	0	0	1.000					
1888	None	5	1	0	.833					
1889	G.C. Creelman	3	0	0	1.000					
1890	G.C. Creelman	4	0	0	1.000					
1891	G.C. Creelman	3	0	0	1.000					
1892	G.C. Creelman	2	0	0	1.000					
1893	G.C. Creelman	2	0	2	.750					
1894		-----	-----	-----	NO TEAM					
1895	G.C. Creelman	1	0	1	.750					
1896	G.C. Creelman	0	2	0	.000					
1897	None	2	1	0	.667					
1898		-----	-----	-----	NO TEAM					
1899	None	1	1	0	.500					
1900		-----	-----	-----	NO TEAM					
1901		-----	-----	-----	NO TEAM					
1902	S.W. Scales	5	1	0	.833					
1903	None	9	3	0	.750					
1904	None	6	5	0	.545	4	5	0	.444	
1905	S.A. Jehl	11	5	0	.688	4	2	0	.667	
1906	Bert Noblett	9	8	1	.528	3	2	1	.583	
1907	F.P. Plass	8	6	0	.571	1	5	0	.167	
1908	F.P. Plass	19	13	2	.588	4	7	0	.364	
1909	Dolly Stark	22	4	0	.846	^ 10	2	0	.833	Southern Intercollegiate Athletic Association
1910	W.D. Chadwick	16	11	0	.593	2	5	0	.286	
1911	W.D. Chadwick	16	7	0	.696	^ 10	6	0	.625	Southern Intercollegiate Athletic Association
1912	W.D. Chadwick	14	8	1	.630	7	7	0	.500	
1913	W.D. Chadwick	16	10	2	.607	8	6	1	.567	
1914	W.D. Chadwick	11	9	2	.545	5	6	1	.458	
1915	W.D. Chadwick	12	9	2	.565	8	6	2	.563	
1916	W.D. Chadwick	11	7	0	.611	6	6	0	.500	
1917	W.D. Chadwick	14	3	2	.789	9	1	2	.833	
1918	W.D. Chadwick	10	8	0	.556	^ 4	7	0	.364	Southern Intercollegiate Athletic Association
1919	S.L. Robinson	13	6	0	.611	6	4	0	.600	
1920	C.R. (Dudy) Noble	8	8	0	.500	6	6	0	.500	
1921	C.R. (Dudy) Noble	13	8	0	.619	& 6	6	0	.500	Southern Conference
1922	C.R. (Dudy) Noble	16	6	3	.700	& 7	1	1	.833	Southern Conference
1923	C.R. (Dudy) Noble	14	9	0	.609	11	7	0	.611	
1924	C.R. (Dudy) Noble	17	7	0	.708	& 12	3	0	.800	Southern Conference
1925	C.R. (Dudy) Noble	19	7	0	.731	9	5	0	.643	
1926	C.R. (Dudy) Noble	18	12	0	.600	10	8	0	.556	
1927	C.R. (Dudy) Noble	13	8	1	.614	9	7	0	.563	
1928	C.R. (Dudy) Noble	12	8	0	.600	7	6	0	.538	
1929	C.R. (Dudy) Noble	9	6	3	.583	3	5	0	.375	
1930	C.R. (Dudy) Noble	12	12	0	.500	6	7	0	.462	
1931	C.R. (Dudy) Noble	12	9	0	.571	8	5	0	.615	
1932	C.R. (Dudy) Noble	8	10	0	.444	6	8	0	.429	
1933	C.R. (Dudy) Noble	10	5	0	.667	5	3	0	.625	----- FIRST YEAR IN SEC -----
1934	C.R. (Dudy) Noble	9	5	0	.688	8	4	0	.667	
1935	C.R. (Dudy) Noble	8	3	0	.727	8	3	0	.727	
1936	C.R. (Dudy) Noble	8	5	1	.607	6	4	1	.600	
1937	C.R. (Dudy) Noble	11	4	0	.800	8	3	0	.727	
1938	C.R. (Dudy) Noble	5	7	0	.417	3	7	0	.300	
1939	C.R. (Dudy) Noble	7	10	0	.412	4	9	0	.231	
1940	C.R. (Dudy) Noble	5	9	0	.357	4	7	0	.364	
1941	C.R. (Dudy) Noble	8	9	0	.471	7	8	0	.467	
1942	C.R. (Dudy) Noble	8	6	1	.567	7	6	1	.462	
1943	C.R. (Dudy) Noble	3	9	0	.250	3	9	0	.250	
1944		-----	-----	-----	NO TEAM					
1945		-----	-----	-----	NO TEAM					
1946	C.R. (Dudy) Noble	2	10	0	.200	2	9	0	.182	
1947	C.R. (Dudy) Noble	8	8	0	.500	7	8	0	.467	
1948	R.P. Patty	17	6	0	.680	* 12	5	0	.706	SEC Champion
1949	R.P. Patty	19	6	0	.760	* 13	3	0	.813	SEC Champion/NCAA District Playoff
1950	R.P. Patty	13	6	0	.684	9	5	0	.643	
1951	R.P. Patty	11	9	0	.550	6	9	0	.400	
1952	R.P. Patty	12	11	0	.522	6	9	0	.400	
1953	R.P. Patty	15	7	0	.682	12	3	0	.800	NCAA District Playoff
1954	R.P. Patty	9	7	0	.563	7	7	0	.500	
1955	R.P. Patty	9	10	0	.474	7	9	0	.438	
1956	R.P. Patty	11	9	0	.550	6	9	0	.400	
1957	Paul E. Gregory	13	5	0	.722	10	5	0	.667	
1958	Paul E. Gregory	14	10	0	.583	8	6	0	.571	
1959	Paul E. Gregory	12	13	0	.480	5	10	0	.333	



ALL-TIME RESULTS

Year	Coach	All Games				Conference				Championships/Postseason
		W	L	T	Pct.	W	L	T	Pct.	
1960	Paul E. Gregory	16	11	0	.593	8	8	0	.500	
1961	Paul E. Gregory	12	7	0	.632	7	6	0	.538	
1962	Paul E. Gregory	21	5	1	.796	14	1	1	.906	
1963	Paul E. Gregory	17	11	0	.607	9	7	0	.563	
1964	Paul E. Gregory	17	12	0	.586	7	7	0	.500	
1965	Paul E. Gregory	16	10	0	.615	* 11	4	0	.733	SEC Champion/NCAA District Playoff
1966	Paul E. Gregory	20	11	0	.645	* 11	4	0	.733	SEC Champion/NCAA District Playoff
1967	Paul E. Gregory	17	14	0	.548	9	9	0	.500	
1968	Paul E. Gregory	16	17	0	.485	7	10	0	.412	
1969	Paul E. Gregory	20	10	0	.667	11	7	0	.611	
1970	Paul E. Gregory	32	8	0	.800	* 11	4	0	.733	SEC Champion/NCAA District Playoff
1971	Paul E. Gregory	\$ 32	12	0	.727	* 13	5	0	.722	SEC Champion/NCAA District Playoff/College World Series
1972	Paul E. Gregory	24	16	0	.600	7	11	0	.389	
1973	Paul E. Gregory	16	14	1	.532	5	9	0	.357	
1974	Paul E. Gregory	13	14	0	.481	8	9	0	.471	
1975	Jimmy Bragan	16	24	0	.400	6	16	0	.273	
1976	Ron Polk	28	17	0	.622	11	12	0	.478	
1977	Ron Polk	33	15	0	.688	11	9	0	.550	
1978	Ron Polk	38	18	0	.679	13	8	0	.619	NCAA Regional
1979	Ron Polk	\$ 48	12	0	.800	*+ 17	2	0	.895	SEC & SECT Champion/NCAA Regional/College World Series
1980	Ron Polk	31	19	0	.620	10	11	0	.476	
1981	Ron Polk	\$ 46	17	0	.730	17	6	0	.739	NCAA Regional/College World Series
1982	Ron Polk	28	23	0	.549	11	13	0	.458	
1983	Ron Polk	42	15	0	.737	17	5	0	.773	NCAA Regional
1984	Ron Polk	45	16	0	.738	18	5	0	.783	NCAA Regional
1985	Ron Polk	\$ 50	15	0	.769	*+ 16	8	0	.667	SEC & SECT Champion/NCAA Regional/College World Series
1986	Ron Polk	34	21	0	.618	12	15	0	.444	
1987	Ron Polk	39	22	0	.639	*+ 13	13	0	.500	SEC & SECT Champion/NCAA Regional
1988	Ron Polk	44	20	0	.688	17	10	0	.630	NCAA Regional
1989	Ron Polk	54	14	0	.794	* 20	5	0	.800	SEC Champion/NCAA Regional
1990	Ron Polk	\$ 50	21	0	.704	+ 17	9	0	.654	SECT Champion/NCAA Regional/College World Series
1991	Ron Polk	42	21	0	.667	12	9	0	.571	NCAA Regional
1992	Ron Polk	40	22	0	.645	15	9	0	.625	NCAA Regional
1993	Ron Polk	41	21	0	.661	17	12	0	.586	NCAA Regional
1994	Ron Polk	36	23	0	.610	15	12	0	.556	
1995	Ron Polk	34	25	0	.576	11	16	0	.407	
1996	Ron Polk	38	24	0	.613	17	13	0	.567	NCAA Regional
1997	Ron Polk	\$ 47	21	0	.691	19	11	0	.633	NCAA Regional/College World Series
1998	Pat McMahon	\$ 42	23	0	.646	14	15	0	.483	NCAA Regional/College World Series
1999	Pat McMahon	42	21	0	.666	15	14	0	.517	NCAA Regional
2000	Pat McMahon	41	20	0	.672	17	10	0	.630	NCAA Regional/Super Regional
2001	Pat McMahon	39	24	0	.619	+ 17	13	0	.567	SECT Champion/NCAA Regional/Super Regional
2002	Ron Polk	34	24	1	.585	14	15	0	.483	
2003	Ron Polk	42	20	1	.645	17	12	0	.586	NCAA Regional
2004	Ron Polk	35	24	0	.593	13	17	0	.433	NCAA Regional
2005	Ron Polk	42	22	0	.656	+ 13	16	0	.448	SECT Champion/NCAA Regional
2006	Ron Polk	37	23	0	.617	12	17	0	.414	NCAA Regional
2007	Ron Polk	\$ 38	22	0	.633	15	13	0	.536	NCAA Regional/Super Regional/College World Series
2008	Ron Polk	23	33	0	.411	9	21	0	.300	
2009	John Cohen	25	29	0	.463	9	20	0	.310	
2010	John Cohen	23	33	0	.411	6	24	0	.200	
2011	John Cohen	38	25	0	.603	14	16	0	.467	NCAA Regional/Super Regional
2012	John Cohen	40	24	0	.625	+ 16	14	0	.533	SECT Champion/NCAA Regional
2013	John Cohen	\$ 51	20	0	.718	16	14	0	.533	NCAA Regional/Super Regional/College World Series Finalist
2014	John Cohen	39	24	0	.619	18	12	0	.600	NCAA Regional
2015	John Cohen	24	30	0	.444	8	22	0	.267	
2016	John Cohen	44	18	1	.698	* 21	9	0	.700	SEC Champion/NCAA Regional/Super Regional
2017	Andy Cannizaro	40	27	0	.597	17	13	0	.567	NCAA Regional/Super Regional
2018	Gary Henderson %	\$ 39	29	0	.574	15	15	0	.500	NCAA Regional/Super Regional/College World Series
2019	Chris Lemonis	\$ 52	15	0	.776	20	10	0	.667	NCAA Regional/Super Regional/College World Series
2020 ***	Chris Lemonis	12	4	0	.750	---	---	---	---	---
2021	Chris Lemonis	\$ 50	18	0	.735	20	10	0	.667	National Champions
2022	Chris Lemonis	26	30	0	.464	9	21	0	.300	--
2023	Chris Lemonis	27	26	0	.509	9	21	0	.300	--
2024	Chris Lemonis	40	23	0	.635	17	13	0	.567	NCAA Regional
ALL-TIME TOTALS		2,847	1,677	29	.628	1,014	887	3	.533	12 College World Series/ 40 NCAA Tournaments 11 SEC Regular Season Titles/7 SEC Tournament Titles

NOTE: SEC baseball competition began in 1933; the first SEC baseball tournament was held in 1977; Conference all-time total at bottom is SEC only. All-time conference record is 1149-1004-11. Gary Henderson had a 36-29 record as interim head coach after Andy Cannizaro resigned following an 0-3 start to the 2018 season.

Bold = NCAA Tournament; * - SEC championship; + - SEC Tournament championship; \$ - NCAA College World Series appearance_

^ - Southern Intercollegiate Athletic Association championship; & - Southern Conference championship, % - Interim Head Coach

*** - The 2020 season was canceled prior to the start of SEC play due to the COVID-19 pandemic, with no NCAA Division I games played following March 12. All records and statistics count.

All-Time Conference Affiliation: Southern Intercollegiate Athletic Association (1904–1920), Southern Conference (1921-32), Southeastern Conference (1933-present).



ALL-TIME COACHING RECORDS

Coach	Tenure	Seasons	Overall		Conference	
			W-L-T	Pct.	W-L	Pct.
—	1885-88	4	12-1	.923	—	—
G.C. Creelman	1889-96	7	15-2-3	.825	—	—
—	1897,1899	2	3-2	.600	—	—
S.W. Scales	1902	1	5-1	.833	—	—
—	1903-04	2	15-8	.652	4-5	.444
S.A. Jehl	1905	1	11-5	.688	4-2	.667
Bert Noblett	1906	1	9-8-1	.528	3-2-1	.583
F.P. Plass	1907-08	2	27-19-2	.583	5-12	.294
Dolly Stark	1909	1	22-4	.846	10-2	.833
W.D. Chadwick	1910-18	9	120-74-9	.619	59-50-6	.539
S.L. Robinson	1919	1	13-6	.684	6-4	.600
C.R. "Dudy" Noble	1920-47	26	263-200-9	.569	171-155-3	.521
R.P. "Doc" Patty	1948-56	9	116-71	.620	78-59	.569
Paul E. Gregory	1957-74	18	328-200-2	.621	161-122-1	.569
Jimmy Bragan	1975	1	16-24	.400	6-16	.273
Ron Polk	1976-97	22	888-422	.678	326-213	.605
Pat McMahon	1998-2001	4	164-88	.651	63-52	.548
Ron Polk	2002-08	7	251-168-2	.599	93-111	.456
John Cohen	2009-2016	8	284-203-1	.582	108-131	.452
Andy Cannizaro	2017-2018	1+	40-30	.571	17-13	.567
Gary Henderson %	2018	1	36-29	.554	15-15	.500
Chris Lemonis	2019-present	6	207-116	.641	75-75	.500
18 Coaches	1885-present	134	2,847-1,677-29*	.628	1,205-1,048-11^	.534

* Includes eight seasons with no head coach (1885-88, 1897, 1899, 1903-04)
^ MSU was a member of the Southern Intercollegiate Athletic Association (1904-1922) and the Southern Conference (1922-1932) prior to becoming a charter member of the Southeastern Conference in 1933.
% Gary Henderson took over as interim head coach following a 0-3 start to the 2018 season.

FINAL RANKINGS

Year	Record	CB	BA	D1	COACHES	NCBWA	PG
1962	21-5	14	—	—	—	—	—
1965	16-10	29	—	—	—	—	—
1966	20-11	26	—	—	—	—	—
1970	32-8	10	—	—	—	—	—
1971	32-12	7	—	—	—	—	—
1978	38-18	14	—	—	—	—	—
1979	48-12	6	—	—	—	—	—
1981	46-17	6	8	—	—	—	—
1983	42-15	12	13	—	—	—	—
1984	45-16	10	7	—	—	—	—
1985	50-15	4	3	—	—	—	—
1987	39-22	NR	23	—	—	—	—
1988	44-20	23	12	—	—	—	—
1989	54-14	10	6	—	—	—	—
1990	50-21	5	7	—	—	—	—
1991	42-21	22	NR	—	—	—	—
1992	40-22	21	NR	—	21	—	—
1993	41-21	25	NR	—	21	—	—
1996	38-24	27	NR	—	24	—	—
1997	47-21	6	7	—	6	—	—
1998	42-23	6	14	—	6	—	—
1999	42-21	30	NR	—	24	—	—
2000	41-20	15	15	—	14	—	—
2001	39-24	14	19	—	17	—	—
2003	42-20-1	24	24	—	19	21	—
2005	42-22	NR	22	—	19	33	—
2007	38-22	8	8	—	8	9	—
2011	38-25	15	17	—	15	19	16
2012	40-24	24	22	—	NR	30	22
2013	51-20	2	2	—	2	2	2
2014	39-24	28	NR	—	NR	28	NR
2015	24-30	NR	NR	NR	NR	NR	NR
2016	44-18-1	10	10	10	11	11	9
2017	40-27	13	14	14	12	13	15
2018	39-29	4	6	4	6	4	7
2019	52-15	5	5	5	4	5	3
2020	12-4	6	13	17	17	12	10
2021	50-18	1	4	1	1	1	1
2022	26-30	NR	NR	NR	NR	NR	NR
2023	27-26	NR	NR	NR	NR	NR	NR
2024	40-23	—	17	22	20	23	NR

NOTE: CB - Collegiate Baseball Newspaper (publication closed prior to 2024 season), BA - Baseball America, D1 - D1Baseball, Coaches - USA Today/Coaches, NCBWA - National Collegiate Baseball Writers Association, PG - Perfect Game

ALL-TIME RESULTS

SEC SWEEPS

MSU at HOME VS.	
Alabama	April 12-14, 2019
Arkansas	April 20-21, 2018
Auburn	April 19-21, 2024
Florida	May 17-19, 2018
Georgia	April 26-28, 2019
Kentucky	April 1-3, 2021
LSU	April 20-21, 1985
Ole Miss	May 18-19, 2002
Missouri	May 5-7, 2016
Oklahoma	Never
South Carolina	Never
Tennessee	March 24-26, 2017
Texas	Never
Texas A&M	April 30-May 1, 2021
Vanderbilt	March 11-12, 2000

MSU ON THE ROAD VS.	
Alabama	May 20-22, 2021
Arkansas	March 21-23, 2003
Auburn	April 9-11, 2021
Florida	Never
Georgia	March 28-30, 1997
Kentucky	April 1-3, 1994
LSU	April 18-19, 1981
Ole Miss	May 10-12, 2019
Missouri	April 18-20, 2014
Oklahoma	Never
South Carolina	Never
Tennessee	May 6-8, 2011
Texas	Never
Texas A&M	April 12-14, 2013
Vanderbilt	April 20-21, 1991

SEC OPPONENTS OVER MSU AT DUDY NOBLE FIELD	
Alabama	Never
Arkansas	May 5-7, 2023
Auburn	March 21-22, 1987
Florida	May 6-8, 2022
Georgia	May 7-9, 2004
Kentucky	Never
LSU	April 8-10, 2022
Ole Miss	April 30-May 2, 2010
Missouri	Never
Oklahoma	Never
South Carolina	Never
Tennessee	May 19-21, 2022
Texas	Never
Texas A&M	April 15-17, 2016
Vanderbilt	March 24-26, 2023

SEC OPPONENTS OVER MSU ON THE ROAD	
Alabama	April 23-25, 2010
Arkansas	April 18-20, 2019
Auburn	May 7-9, 2010
Florida	March 19-21, 2010
Georgia	April 1-3, 2011
Kentucky	March 17-19, 2023
LSU	April 4-6, 2014
Ole Miss	May 7-9, 2015
Missouri	Never
Oklahoma	Never
South Carolina	April 13-15, 2012
Tennessee	April 27-29, 2023
Texas	Never
Texas A&M	May 13-15, 2022
Vanderbilt	April 26-28, 2013



ALL-TIME RESULTS

SERIES RECORDS

Opponent	W-L-T	First Game	Last Game	Opponent	W-L-T	First Game	Last Game	Opponent	W-L-T	First Game	Last Game
Air Force	4-2	2008	2024	Marist	4-1	2006	2017	Towson	1-0	1991	1991
Akron	2-0	2011	2011	Marshall	2-0	2015	2015	Troy	5-0	2007	2018
Alabama	208-217-4	1896	2024	Maryland	2-1	1970	1970	Tulane	79-34-2	1904	2022
Alabama A&M	3-0	2011	2015	McMurray College	1-1	1973	1973	Tulsa	0-1	1971	1971
Alabama State	1-0	2018	2018	McNeese State	0-1	2018	2018	UAB	37-10	1982	2023
Albion	2-0	1972	1972	Memphis	58-27	1950	2024	UC Riverside	2-0	1967	1968
Alcorn State	18-0	1993	2024	Mercer	8-7-1	1908	2012	UC Santa Barbara	2-2	1996	2018
Arizona	11-6	1978	2016	Meridian (Miss.)	3-7	1906	1929	UCLA	1-7	1967	2016
Arizona State	2-2	1981	2023	Miami (Fla.)	2-3	1971	2019	UIC	1-0	2017	2017
Arkansas	58-61	1960	2024	Miami (Ohio)	1-1	1974	2015	ULM	29-8	1958	2023
Arkansas State	43-8	1958	2023	Michigan	3-3	1924	2007	UMass Lowell	2-0	2016	2016
Arkansas-Little Rock	8-1	1999	2019	Michigan State	4-1	1931	2014	UNC Charlotte	2-0	1999	1999
Arkansas-Pine Bluff	3-1	2015	2022	Middle Tennessee State	4-2	1988	2009	Union (Tenn.)	3-1	1980	1986
Athens (Ala.) College	2-0	1973	1973	Millsaps	16-1	1911	1995	University of the South	10-1-1	1915	1927
Auburn	119-96-1	1908	2024	Minnesota	9-5	1936	1995	UNLV	2-0	1981	1981
Auburn-Montgomery	2-0	1991	1991	Mississippi College	117-22-1	1902	1995	USC	2-5	1999	2016
Austin Peay	5-4	2005	2024	Mississippi Valley State	27-0	1994	2019	USF	2-1	1999	1999
Baylor	4-6	1925	2008	Missouri	13-7	2003	2024	UT Martin	10-0	2000	2022
Belhaven	7-1	1989	1997	Missouri Baptist	5-0	1978	1980	Utah Valley	2-1	2018	2018
Belmont	2-1	2011	2011	Morehead State	2-1	2003	2017	Valparaiso	3-0	2009	2023
Binghamton	1-0	2022	2022	Mount State Mary's	5-0	2014	2024	Vanderbilt	76-58-2	1913	2024
Birmingham-Southern	37-10	1910	2006	Murray State	5-0	1979	2007	VCU	1-0	2021	2021
Bradley	1-1	1946	1946	Nashville	4-0	1904	1909	VMI	2-1	2023	2023
Brooksville (Miss.)	10-0	1885	1896	Nashville Volunteers	1-1	1933	1933	Virginia	3-2	2013	2024
BYU	1-3	1967	1990	Nebraska	2-0	1999	1999	Wake Forest	0-1	1949	1949
California	1-0	2023	2023	New Mexico State	2-0	2018	2018	Washington	5-1	1967	2018
Cal State Fullerton	2-5	1979	2016	New Orleans	42-21	1970	2024	Washington State	2-1	2012	2012
Cal State Northridge	0-1	1996	1996	Nicholls State	11-1	1964	2023	West Florida	2-1	1982	1983
Campbell	1-0	2021	2021	North Alabama	9-2	1986	2024	West Point (Miss.)	10-0	1886	1891
Central Arkansas	3-5	2012	2024	North Carolina	2-4	1966	2018	West Virginia	1-0	1985	1985
Central Michigan	1-0	2019	2019	North Carolina State	1-0	1987	1987	Western Carolina	4-2	1987	2014
Chamberlain Hunt Academy	3-0	1903	1906	North Florida	3-2	2008	2009	Western Illinois	5-0	1975	2017
Christian Brothers	3-1	1970	1973	North Park College	2-0	1972	1972	Western Kentucky	3-1	2004	2015
Cincinnati	3-0	2015	2015	Northern Illinois	4-1	1954	2009	Wheaton	2-0	1951	1951
Clemson	5-8	1965	2007	Northern Kentucky	2-1	2022	2022	Wichita State	1-0	1981	1981
Columbia	2-0	2017	2017	Northwestern	4-1	1937	1939	William Carey	32-7	1976	1998
Columbus (Miss.)	18-1	1885	1913	Northwestern State	8-0	1951	2011	Winthrop	2-2	1995	2007
Columbus (Miss.) Air Base	1-0	1942	1942	Notre Dame	4-5	1993	2021	Wisconsin	10-1-1	1922	1949
Connecticut	4-0	2003	2012	Oglethorpe	2-2	1921	1922	Wisconsin State	2-0	1972	1972
Cumberland	11-3	1909	1988	Ohio State	4-4-1	1967	2023	Wright State	3-0	2020	2020
Dallas Baptist	1-0	2007	2007	Oklahoma	3-4-1	1992	2023	Wyoming	1-0	1967	1967
Delaware	1-0	2001	2001	Oklahoma State	1-1	1981	1985	Yale	1-0	1967	1967
Delta State	32-9	1949	1997	Ole Miss	267-213-5	1893	2024	Youngstown State	3-0	2019	2019
Drury	3-0	1908	1908	Oral Roberts	1-1	2013	2016				
Duke	0-2	1953	1953	Oregon	4-3	1968	2017				
Duquesne	2-0	1996	1996	Oregon State	4-3	2013	2020				
East Carolina	2-0	1970	2019	Ouachita	4-4	1906	1914				
East Tennessee State	6-0	1981	2003	Pan American	2-0	1978	1983				
Eastern Illinois	6-0	2005	2015	Penn State	2-0	2012	2012				
Eastern Kentucky	4-1	1984	2016	Pepperdine	0-1	1979	1979				
Eastern Michigan	3-0	2021	2021	Pittsburgh	1-0	1968	1968				
Elon	1-1	2006	2006	Portland	4-0	2013	2013				
Evanston	3-0	2024	2024	Princeton	3-0	2022	2022				
FAU	2-2	2005	2016	Purdue	4-0	1936	2013				
FIU	2-0	2017	2017	Quincy College	2-0	1986	1986				
Florida	51-71	1923	2024	Quinnipiac	3-0	2020	2020				
Florida State	7-7	1964	2018	Rhode Island	5-0	2010	2013				
George Washington	1-0	1989	1989	Rice	1-0	1998	1998				
Georgia	53-51	1915	2024	Richmond	1-0	1949	1949				
Georgia Southern	3-1	1990	2024	Rollins	1-0	1953	1953				
Georgia State	4-0	1972	2011	Sacred Heart	2-1	2011	2011				
Georgia Tech	8-3	1914	2011	Saint Francis (Ill.)	0-1	1984	1984				
Grambling	5-0	2013	2023	Saint Joseph's	4-0	2013	2013				
Grand Canyon	2-0	1981	1981	Saint Olaf (Minn.)	13-0	1972	1984				
Hawaii	6-9	1979	2009	Saint Thomas Hall	1-0	1897	1897				
Hawaii-Hilo	4-1	1985	1989	Sam Houston State	2-0	2018	2019				
Holy Cross	2-2	2014	2014	Samford	40-11	1909	2024				
Houston	1-0	2018	2018	San Diego	1-2	2015	2015				
Illinois	15-28-5	1913	2004	San Diego State	1-0	2014	2014				
Illinois State	3-0	1940	1990	San Francisco	1-0	2007	2007				
Illinois Wesleyan	14-1	1950	1969	Siena College	2-0	1999	1999				
Indiana	1-0	2013	2013	SMU	2-0	1925	1925				
Indiana State	8-1	1969	2017	South Alabama	49-26	1976	2024				
Iowa	4-3	1926	2011	South Alabama University	7-4	1905	1910				
Iowa State	2-0	1971	1971	South Carolina	39-42	1981	2023				
Jackson (Miss.)	6-0	1902	1983	South Dakota State	2-0	2016	2016				
Jackson State	55-8	1976	2024	Southeast Missouri State	6-0	1997	2016				
Jacksonville (Ala.) State	12-1	1996	2021	Southeastern Louisiana	10-6	1957	2019				
Jefferson Military Academy	12-2	1899	1907	Southern	4-0	2018	2022				
Jersey City (N.J.)	1-0	1928	1928	Southern Illinois	1-0	2014	2014				
Kansas	5-0	1968	2012	Southern Miss	86-43	1947	2024				
Kansas State	1-0	1986	1986	Southwest Missouri State	1-0	1991	1991				
Kent State	4-1	2001	2021	Southwestern (Memphis)	13-4	1903	1912				
Kentucky	65-44	1925	2023	Southwestern Baptist	2-1	1905	1905				
Lamar	2-0	2011	2011	Spring Hill	3-1	1922	1926				
Lincoln Memorial	1-0	1989	1989	Stanford	2-2	1990	2019				
Lipscomb	9-0	2003	2023	St. John's	2-0	2024	2024				
Livingston (West Ala.)	31-3	1974	2002	Starkville (Miss.)	1-1	1903	1903				
Long Beach State	2-5	1993	2022	Stetson	1-0	2007	2007				
Louisiana College	4-0	1973	1974	TCU	0-1	2021	2021				
Louisiana Tech	38-15-1	1905	2019	Tennessee	60-37	1917	2024				
Louisiana-Lafayette	4-3	1991	2023	Tennessee Tech	4-0	1997	2004				
Louisville	1-2	1994	2019	Texas	7-6	1922	2021				
Loyola (New Orleans)	5-4	1955	1971	Texas A&M	24-22	1907	2024				
Loyola Marymount	2-1	2002	2002	Texas A&M-Corpus Christi	1-2	2010	2018				
LSU	220-191	1907	2024	Texas Southern	2-1	2018	2020				
Maine	4-1	1991	2019	Texas Tech	6-4	2004	2022				
Marion (Ala.) Military Inst.	6-2-1	1908	1914	The Citadel	1-0	2021	2021				



1885				3-0
<i>Head Coach: None</i>				
5/2	at Durant	7-2	W	--
5/9	at Columbus	10-5	W	--
6/13	BROOKSVILLE	32-7	W	--
1886				2-0
<i>Head Coach: None</i>				
5/24	WEST POINT	10-7	W	--
5/31	at Columbus	17-5	W	--
1887				2-0
<i>Head Coach: None</i>				
5/28	WEST POINT	35-22	W	--
7/5	BROOKSVILLE	11-9	W	--
1888				5-1
<i>Head Coach: None</i>				
6/1	BROOKSVILLE	11-4	W	--
6/2	BROOKSVILLE	9-2	W	--
6/18	WEST POINT	8-1	W	--
6/19	WEST POINT	14-9	W	--
6/20	WEST POINT	16-4	W	--
6/21	at Kosciusko	0-14	L	--
1889				3-0
<i>Head Coach: G.C. Creelman</i>				
5/22	WEST POINT	9-1	W	--
6/5	at Columbus	11-9	W	--
6/12	BROOKSVILLE	14-8	W	--
1890				4-0
<i>Head Coach: G.C. Creelman</i>				
5/9	at West Point	9-8	W	--
5/16	COLUMBUS	10-4	W	--
<i>Played in Booneville, Miss.</i>				
5/30	vs. Columbus	10-2	W	--
6/14	BROOKSVILLE	13-9	W	--
1891				3-0
<i>Head Coach: G.C. Creelman</i>				
5/16	BROOKSVILLE	12-11	W	--
5/30	at West Point	9-7	W	--
6/6	COLUMBUS	17-2	W	--
1892				2-0
<i>Head Coach: G.C. Creelman</i>				
6/10	at Columbus	7-5	W	--
6/11	COLUMBUS	16-4	W	--
1893				2-0-2
<i>Head Coach: G.C. Creelman</i>				
10/12	OLE MISS	6-3	W	--
5/27	at Columbus	7-2	W	--
6/3	at Ole Miss	1-1	T	--
6/10	CANTON	5-5	T	--
1894				(NO TEAM)

1895				1-0-1
<i>Head Coach: G.C. Creelman</i>				
5/11	at Ole Miss	5-5	T	(11)
5/18	Y&MV RR	13-8	W	--
1896				0-2
<i>Head Coach: G.C. Creelman</i>				
5/1	at Alabama	3-9	L	
5/2	at Alabama	2-11	L	
1897				2-1
<i>Head Coach: None</i>				
5/4	ST. THOMAS HALL	24-7	W	--
<i>Played in Columbus, Miss.</i>				
5/7	vs. Ole Miss	5-2	W	--
5/15	at Ole Miss	0-9	L	(Forfeit)
1898				(NO TEAM)

1899				1-1
<i>Head Coach: None</i>				
5/15	JEFFERSON MILITARY ACAD.	7-2	W	--
5/16	JEFFERSON MILITARY ACAD.	4-11	L	--

1900				(NO TEAM)

1901				(NO TEAM)

1902				5-1
<i>Head Coach: S.W. Scales</i>				
5/2	at Columbus	12-2	W	--
5/9	JEFFERSON COLLEGE	8-2	W	--
5/10	JEFFERSON COLLEGE	5-7	L	--
5/15	at Jackson	10-5	W	--
5/16	at Mississippi College	7-2	W	--
5/17	at Mississippi College	10-4	W	--
1903				9-3
<i>Head Coach: None</i>				
4/1	STARKVILLE	9-11	L	--
4/9	at Jackson	6-2	W	--
4/10	at Jackson	5-4	W	--
4/11	at Mississippi College	5-7	L	--
4/12	at Mississippi College	7-2	W	--
4/13	at Chamberlain-Hunt Acad.	7-2	W	--
4/14	at Chamberlain-Hunt Acad.	3-2	W	(10)
<i>Played in Natchez, Miss.</i>				
4/16	at Jefferson College	7-6	W	--
4/16	at Jefferson College	16-4	W	--
<i>Played in Meridian, Miss.</i>				
5/7	at S.P.U.	7-6	W	--
5/8	at S.P.U.	5-11	L	--
5/14	STARKVILLE	12-3	W	--
1904				6-5 (4-5 SIAA)
<i>Head Coach: None</i>				
3/31	at Alabama	3-6	L	--
4/1	at Alabama	3-8	L	--
4/2	at Alabama	2-5	L	--
4/7	TULANE	12-0	W	--
4/8	TULANE	9-6	W	--
<i>Played in Columbus, Miss.</i>				
4/9	vs. Tulane	3-5	L	--
4/18	NASHVILLE	3-2	W	--
4/19	NASHVILLE	7-3	W	--
<i>Played in Columbus, Miss.</i>				
5/5	vs. Ole Miss	11-10	W	--
5/6	vs. Ole Miss	4-7	L	--

5/7	vs. Ole Miss	4-3	W	--
1905				11-5 (4-2 SIAA)
<i>Head Coach: S.A. Jehl</i>				
3/29	at Southwestern Baptist	9-1	W	
3/30	at Southwestern Baptist	3-5	L	--
3/31	at Southwestern Baptist	7-0	W	--
4/3	TULANE	11-4	W	--
4/4	TULANE	4-0	W	--
4/5	TULANE	1-3	L	--
<i>Played in Greensboro, Ala.</i>				
4/21	SOUTHERN	10-2	W	--
4/22	SOUTHERN	8-0	W	--
5/4	at La. Industrial Institute	5-0	W	--
5/5	at La. Industrial Institute	7-1	W	--
5/6	at La. Industrial Institute	6-2	W	--
5/12	at Mississippi College	4-11	L	--
5/13	at Mississippi College	1-0	W	--
5/19	at Ole Miss	6-5	W	--
<i>Played in Kosciusko, Miss.</i>				
5/20	vs. Ole Miss	6-7	L	--
5/20	vs. Ole Miss	7-8	L	--

1906				9-8-1 (3-2-1 SIAA)
<i>Head Coach: Bert Noblett</i>				
3/22	at Meridian (Cotton States)	1-4	L	--
3/23	at Meridian (Cotton States)	2-4	L	--
3/24	at Meridian (Cotton States)	2-7	L	--
3/31	JEFFERSON MILITARY ACAD.	12-6	W	--
3/31	JEFFERSON MILITARY ACAD.	1-0	W	--
<i>Played in Greensboro, Ala.</i>				
4/21	vs. Southern	1-9	L	--
4/22	vs. Southern	4-3	W	--
4/23	vs. Southern	4-0	W	--
4/26	at Alabama	0-1	L	--
4/27	at Alabama	5-4	W	--
4/28	at Alabama	1-1	T	--
5/3	CHAMBERLAIN-HUNT ACAD.	2-0	W	--
5/9	at Ole Miss	7-11	L	--
5/10	at Ole Miss	9-5	W	--
<i>Played in Kosciusko, Miss.</i>				
5/11	vs. Ole Miss	5-4	W	--
5/14	OUACHITA COLLEGE	3-0	W	--
5/15	OUACHITA COLLEGE	2-8	L	--
5/16	OUACHITA COLLEGE	1-3	L	--
1907				8-6 (1-5 SIAA)
<i>Head Coach: F.P. Plass</i>				
4/4	JEFFERSON MILITARY ACAD.	2-0	W	--
4/5	JEFFERSON MILITARY ACAD.	4-0	W	--
4/6	JEFFERSON MILITARY ACAD.	1-0	W	--
4/11	LSU	1-3	L	--
4/12	LSU	5-9	L	--
4/13	LSU	4-3	W	--
4/16	MISSISSIPPI COLLEGE	5-2	W	--
4/17	MISSISSIPPI COLLEGE	2-0	W	--
4/18	MISSISSIPPI COLLEGE	4-1	W	--
4/26	TEXAS A&M	3-0	W	--
4/27	TEXAS A&M	1-10	L	--
5/9	OLE MISS	0-4	L	--
5/10	OLE MISS	0-3	L	--
5/11	OLE MISS	7-8	L	--
1908				19-13-2 (4-7 SIAA)
<i>Head Coach: F.P. Plass</i>				
3/24	at Columbus	12-3	W	--
3/25	at Columbus	4-0	W	--
3/26	COLUMBUS	9-2	W	--
3/27	COLUMBUS	6-1	W	--
3/28	COLUMBUS	2-4	L	--
<i>Played in Greensboro, Ala.</i>				
4/1	vs. Southern	6-5	W	--
4/1	vs. Southern	0-0	T	--
4/2	vs. Southern	4-5	L	--
4/3	at Auburn	4-5	L	--
4/4	at Auburn	4-6	L	--
4/4	at Auburn	4-6	L	--
4/6	at Mercer	1-2	L	--
4/7	at Mercer	4-6	L	--
4/7	at Mercer	0-7	L	--
4/9	at Marion Military Institute	3-4	L	--
4/10	at Marion Military Institute	1-5	L	--
4/11	at Marion Military Institute	0-0	T	(11)
4/16	MISSISSIPPI COLLEGE	1-0	W	--
4/17	MISSISSIPPI COLLEGE	8-1	W	--
4/17	MISSISSIPPI COLLEGE	5-0	W	--
4/26	DRURY COLLEGE	5-3	W	--
4/27	DRURY COLLEGE	8-0	W	--
4/27	DRURY COLLEGE	7-2	W	--
4/30	OUACHITA COLLEGE	0-7	L	--
5/1	OUACHITA COLLEGE	12-1	W	--
5/2	OUACHITA COLLEGE	2-0	W	--
5/8	SOUTHERN PRESBYTERIAN	5-1	W	--
5/9	SOUTHERN PRESBYTERIAN	0-1	L	--
5/9	SOUTHERN PRESBYTERIAN	2-0	W	--
5/13	at Ole Miss	2-3	L	--
5/14	at Ole Miss	3-0	W	--
5/21	LSU	2-1	W	--
5/22	LSU	7-4	W	--
5/23	LSU	3-0	W	--

ALL-TIME RESULTS



1909		22-4 (10-2 SIAA)		
SIAA Champions				
Head Coach: Dolly Stark				
4/1	JEFFERSON MILITARY ACAD.	6-9	L	--
4/2	JEFFERSON MILITARY ACAD.	14-1	W	--
4/3	JEFFERSON MILITARY ACAD.	4-1	W	--
4/5	at Mississippi College	6-2	W	--
4/6	at Mississippi College	6-3	W	--
4/7	at Mississippi College	2-8	L	--
4/9	at LSU	0-3	L	--
4/11	at LSU	4-1	W	--
4/11	at LSU	1-0	W	--
4/15	SAMFORD	9-1	W	--
4/16	SAMFORD	5-0	W	--
4/17	SAMFORD	7-1	W	--
4/22	at Southern Presbyterian	3-0	W	--
4/23	at Southern Presbyterian	11-2	W	--
4/24	at Southern Presbyterian	4-0	W	--
4/25	at Cumberland	0-1	L	--
4/26	at Cumberland	3-1	W	--
4/27	at Cumberland	2-1	W	--
Played in Columbus, Miss.				
4/30	vs. Nashville	3-2	W	--
5/1	vs. Nashville	6-0	W	--
5/3	CUMBERLAND	2-0	W	--
5/4	CUMBERLAND	5-0	W	--
5/5	CUMBERLAND	4-0	W	--
5/14	OLE MISS	3-0	W	--
5/15	OLE MISS	11-4	W	--
5/16	OLE MISS	1-0	W	--

1910		16-11 (2-5 SIAA)		
Head Coach: W.D. Chadwick				
3/28	BIRMINGHAM-SOUTHERN	1-4	L	--
3/29	BIRMINGHAM-SOUTHERN	7-2	W	--
3/30	BIRMINGHAM-SOUTHERN	5-1	W	--
4/4	MARION MILITARY INSTITUTE	5-0	W	--
4/5	MARION MILITARY INSTITUTE	7-2	W	--
4/6	MARION MILITARY INSTITUTE	8-1	W	--
4/8	at Birmingham-Southern	7-3	W	--
4/9	at Birmingham-Southern	5-3	W	--
4/9	at Birmingham-Southern	1-3	L	--
Played in Greensboro, Ala.				
4/11	vs. Southern	14-0	W	--
4/12	vs. Southern	7-0	W	--
4/13	vs. Southern	7-2	L	--
4/16	TULANE	4-1	W	--
4/18	SOUTHERN PRESBYTERIAN	0-1	L	--
4/19	SOUTHERN PRESBYTERIAN	0-1	L	--
4/20	SOUTHERN PRESBYTERIAN	2-1	W	--
4/22	MERIDIAN (Cotton States)	2-0	W	--
4/23	MERIDIAN (Cotton States)	3-4	L	--
4/28	at Cumberland	4-5	L	--
4/29	at Cumberland	6-5	W	--
4/30	at Cumberland	5-7	L	--
5/2	at Southern Presbyterian	8-0	W	--
5/3	at Southern Presbyterian	17-1	W	--
5/4	at Southern Presbyterian	7-0	W	--
5/11	at Ole Miss	2-3	L	--
Played in Greenville, Miss.				
5/12	vs. Ole Miss	3-12	L	--
5/13	vs. Ole Miss	7-3	L	--

1911		16-7 (10-6 SIAA)		
SIAA Champions				
Head Coach: W.D. Chadwick				
3/27	at Mississippi College	5-2	W	--
3/28	at Mississippi College	2-1	W	--
3/30	at Mississippi College	2-5	L	--
4/3	AUBURN	3-5	L	--
4/3	AUBURN	6-0	W	--
4/5	AUBURN	1-2	L	--
4/10	at Tulane	5-4	W	--
4/12	at Millsaps College	2-1	W	--
4/13	at Alabama	1-6	L	--
4/14	at Alabama	3-4	L	--
4/15	at Alabama	4-1	W	--
4/19	MISSISSIPPI COLLEGE	6-2	W	--
4/20	MISSISSIPPI COLLEGE	5-0	W	--
4/21	MISSISSIPPI COLLEGE	4-3	W	--
4/28	LSU	1-0	W	--
4/29	LSU	1-2	L	--
4/29	LSU	5-1	W	--
5/4	CUMBERLAND	2-0	W	--
5/5	CUMBERLAND	3-1	W	--
5/6	CUMBERLAND	3-2	W	--
5/9	OLE MISS	0-3	L	--
5/10	OLE MISS	7-2	W	--
5/12	OLE MISS	3-2	W	--

1912		14-8-1 (7-7 SIAA)		
Head Coach: W.D. Chadwick				
3/24	at Millsaps College	21-5	W	--
3/25	at Millsaps College	5-0	W	--
3/26	at Jackson (Cotton States)	2-0	W	--
4/4	ALABAMA	2-1	W	--
4/5	ALABAMA	0-4	L	--
4/6	ALABAMA	4-5	L	--
4/8	at Auburn	4-6	L	--
4/9	at Auburn	9-10	L	--
4/9	at Auburn	1-2	L	--
4/11	at Mercer	3-4	L	--
4/12	at Mercer	0-0	T	--
4/13	at Mercer	3-2	W	--
4/18	LSU	6-5	W	--
4/19	LSU	5-3	W	--
4/20	LSU	2-0	W	--
4/25	MISSISSIPPI COLLEGE	6-2	W	--
4/26	MISSISSIPPI COLLEGE	4-8	L	--
5/2	SOUTHERN PRESBYTERIAN	3-1	W	--
5/3	SOUTHERN PRESBYTERIAN	9-2	W	--
5/4	SOUTHERN PRESBYTERIAN	4-0	W	--
5/6	at Ole Miss	5-4	W	--
5/7	at Ole Miss	5-6	L	--
Played in Meridian, Miss.				
5/10	vs. Ole Miss	6-1	W	--

1913	16-10-2 (8-6-1 SIAA)			
Head Coach: W.D. Chadwick				
3/21	ILLINOIS	5-6	L	--
3/22	ILLINOIS	7-7	T	--
3/28	COLUMBUS (Cotton States)	7-3	W	--
3/29	MERIDIAN (Cotton States)	2-4	L	--
4/1	MARION MILITARY INSTITUTE	7-1	W	--
4/2	MARION MILITARY INSTITUTE	2-1	W	--
4/7	TULANE	6-2	W	--
4/8	TULANE	9-1	W	--
4/11	at Alabama	4-5	L	--
4/12	at Alabama	1-2	L	--
4/15	MILLSAPS COLLEGE	9-4	W	--
4/16	MILLSAPS COLLEGE	4-8	L	--
4/17	MILLSAPS COLLEGE	10-1	W	--
4/19	MILLSAPS COLLEGE	9-2	W	--
4/25	at LSU	10-2	W	--
4/26	at LSU	7-4	W	--
4/26	at LSU	11-7	W	--
4/28	at Tulane	6-7	L	(10)
4/29	at Tulane	5-1	W	--
5/2	ALABAMA	3-4	L	(10)
5/3	ALABAMA	6-6	T	--
5/3	ALABAMA	3-8	L	--
5/9	MISSISSIPPI COLLEGE	3-9	L	(10)
5/10	MISSISSIPPI COLLEGE	2-1	W	--
5/10	MISSISSIPPI COLLEGE	3-1	W	--
5/16	VANDERBILT	10-11	L	--
5/17	VANDERBILT	8-2	W	--
5/17	VANDERBILT	3-2	W	--

1914	11-9-2 (5-6-1 SIAA)			
Head Coach: W.D. Chadwick				
3/27	MARION MILITARY INSTITUTE	6-5	W	--
4/3	MILLSAPS COLLEGE	6-5	W	--
4/4	MILLSAPS COLLEGE	5-3	W	--
4/6	MISSISSIPPI COLLEGE	10-3	W	--
4/7	MISSISSIPPI COLLEGE	1-2	L	--
4/14	OUACHITA COLLEGE	5-1	W	--
4/15	OUACHITA COLLEGE	1-3	L	--
4/20	MERCER	5-2	W	--
4/21	MERCER	6-7	L	--
4/23	at Millsaps College	5-0	W	--
4/24	at Mississippi College	5-5	T	--
4/25	at Mississippi College	6-7	L	--
4/27	GEORGIA TECH	9-1	W	--
5/4	OLE MISS	4-3	W	--
5/5	OLE MISS	0-4	L	--
Played in Columbus, Miss.				
5/6	vs. Ole Miss	2-6	L	--
Played in Jackson, Miss.				
5/8	vs. Ole Miss	3-4	L	--
Played in Meridian, Miss.				
5/15	vs. Alabama	10-9	W	--
5/16	vs. Alabama	4-2	W	--
5/26	VANDERBILT	4-8	L	--
5/27	VANDERBILT	3-9	L	--
5/27	VANDERBILT	3-3	T	--



ALL-TIME RESULTS

1915 12-9-2 (8-6-2 SIAA)

Head Coach: W.D. Chadwick

3/25	SAMFORD	7-5	W	--
3/26	SAMFORD	4-7	L	(4)
3/27	SAMFORD	9-5	W	(5)
Played in Columbus, Miss.				
4/1	vs. Vanderbilt	2-2	T	(10)
4/2	ILLINOIS	2-12	L	--
4/3	ILLINOIS	4-9	L	--
4/7	MISSISSIPPI COLLEGE	4-3	W	--
4/8	MISSISSIPPI COLLEGE	3-1	W	--
4/11	at Mercer	4-5	L	--
4/12	at Mercer	7-5	W	--
4/13	at Georgia Tech	6-8	L	--
4/14	at Georgia Tech	7-5	W	--
4/15	at Georgia	0-3	L	--
4/16	at Georgia	0-4	L	--
4/21	LSU	3-2	W	--
4/22	LSU	4-1	W	--
5/1	SEWANEE	3-1	W	--
5/1	SEWANEE	4-0	W	--
5/8	at Alabama	1-7	L	--
5/8	at Alabama	1-2	L	--
Played in Columbus, Miss.				
5/14	vs. Auburn	3-0	W	--
5/15	vs. Auburn	4-3	W	--
5/15	vs. Auburn	1-1	T	--

1916 11-7 (6-6 SIAA)

Head Coach: W.D. Chadwick

3/30	SAMFORD	8-1	W	--
3/31	SAMFORD	9-5	W	--
4/3	ILLINOIS	3-1	W	--
4/4	ILLINOIS	3-6	L	--
4/10	vs. Mississippi College	1-0	W	--
4/11	vs. Mississippi College	12-2	W	--
4/12	GEORGIA	9-0	W	--
4/13	GEORGIA	7-13	L	--
4/17	at Ole Miss	5-8	L	--
4/18	at Ole Miss	3-1	W	--
4/21	at Auburn	2-5	L	--
4/22	at Auburn	1-3	L	--
4/22	at Auburn	4-5	L	--
4/26	OLE MISS	4-3	W	--
4/27	OLE MISS	7-6	W	(10)
Played in Columbus, Miss.				
5/5	vs. Sewanee	6-7	L	(10)
5/6	vs. Sewanee	8-7	W	--
5/6	vs. Sewanee	5-2	W	--

1917 14-3-2 (9-1-2 SIAA)

Head Coach: W.D. Chadwick

3/27	SAMFORD	6-0	W	--
3/28	SAMFORD	4-7	L	--
3/29	SAMFORD	8-0	W	--
4/2	ILLINOIS	1-5	L	--
4/3	ILLINOIS	4-3	W	--
4/6	at Alabama	2-9	L	--
4/7	at Alabama	11-9	W	--
4/11	LSU	0-0	T	(12)
4/12	LSU	5-2	W	--
4/16	SEWANEE	1-0	W	(10)
4/17	SEWANEE	14-2	W	--
4/20	MISSISSIPPI COLLEGE	8-1	W	--
4/21	MISSISSIPPI COLLEGE	3-1	W	--
4/25	OLE MISS	2-0	W	--
Played in Tupelo, Miss.				
4/26	vs. Ole Miss	5-4	W	--
4/30	vs. Ole Miss	0-0	T	(14)
5/1	at Ole Miss	12-3	W	--
5/4	TENNESSEE	8-2	W	--
5/5	TENNESSEE	7-4	W	--

1918 10-8 (4-7 SIAA)

SIAA Champions

Head Coach: W.D. Chadwick

4/1	ILLINOIS	4-6	L	--
4/3	ILLINOIS	1-0	W	--
4/5	MISSISSIPPI COLLEGE	5-0	W	--
4/6	MISSISSIPPI COLLEGE	1-0	W	--
4/12	at LSU	2-1	W	--
4/13	at LSU	5-11	L	--
4/15	at Mississippi College	9-1	W	--
4/16	at Mississippi College	4-0	W	--
4/19	LSU	0-1	L	--
4/20	LSU	0-1	L	--
5/1	SEWANEE	11-1	W	--
5/2	SEWANEE	14-0	W	--
5/6	ALABAMA	2-3	L	--
5/7	ALABAMA	2-1	W	(11)
5/10	OLE MISS	0-2	L	--
Played in Columbus, Miss.				
5/11	vs. Ole Miss	7-3	W	--
Played in West Point, Miss.				
5/13	vs. Ole Miss	1-4	L	--
5/14	at Ole Miss	0-7	L	--

1919 13-6 (6-4 SIAA)

Head Coach: S.L. Robinson

3/31	SAMFORD	4-3	W	--
4/1	SAMFORD	7-4	W	--
4/5	MISSISSIPPI COLLEGE	8-0	W	--
4/5	MISSISSIPPI COLLEGE	11-1	W	--
4/11	VANDERBILT	8-2	W	--
4/12	VANDERBILT	10-8	W	--
4/14	at Mississippi College	2-3	L	--
4/16	at Mississippi College	10-0	W	--
4/17	at Ole Miss	4-2	W	--
4/18	at Ole Miss	3-4	L	--
4/23	at Samford	5-0	W	--
4/24	at Samford	13-18	L	--
4/26	at Alabama	3-6	L	--
4/27	at Alabama	4-14	L	--
5/2	GEORGIA TECH	2-6	L	--
5/3	GEORGIA TECH	2-1	W	--
	LSU	5-0	W	--
5/9	OLE MISS	7-3	W	--
5/10	OLE MISS	5-3	W	--

1920 8-8 (6-6 SIAA)

Head Coach: C.R. "Dudy" Noble

4/5	ILLINOIS	3-5	L	--
4/6	ILLINOIS	2-3	L	--
4/10	MISSISSIPPI COLLEGE	6-3	W	--
4/10	MISSISSIPPI COLLEGE	1-0	W	--
4/14	SAMFORD	3-2	W	--
4/15	SAMFORD	1-2	L	(10)
4/23	ALABAMA	4-1	W	--
4/24	ALABAMA	2-3	L	--
4/28	at Vanderbilt	4-2	W	--
4/29	at Vanderbilt	6-3	W	--
4/30	at Samford	5-8	L	--
5/1	at Samford	2-7	L	--
5/10	OLE MISS	3-0	W	--
5/11	OLE MISS	3-0	W	--
5/14	at Ole Miss	3-4	L	--
5/15	at Ole Miss	4-5	L	--

1921 13-8 (6-6 SIAA)

Southern Conference Champions

Head Coach: C.R. "Dudy" Noble

3/28	ILLINOIS	7-1	W	--
3/30	ILLINOIS	1-7	L	--
4/4	BIRMINGHAM-SOUTHERN	5-2	W	--
4/5	BIRMINGHAM-SOUTHERN	6-0	W	--
4/11	at Mississippi College	1-5	L	--
4/12	at Mississippi College	1-5	L	--
4/14	at Millsaps College	9-0	W	--
4/15	at LSU	1-0	W	(10)
4/16	at LSU	6-0	W	--
4/22	at Ole Miss	1-4	L	(7)
4/23	at Ole Miss	7-2	W	--
4/26	ALABAMA	5-1	W	--
4/27	ALABAMA	1-0	W	--
5/2	OLE MISS	3-6	L	--
5/3	OLE MISS	3-2	W	--
5/9	OGLETHORPE COLLEGE	1-8	L	--
5/10	OGLETHORPE COLLEGE	2-1	W	--
5/13	at Alabama	4-12	L	--
5/14	at Alabama	6-5	W	--
5/16	MISSISSIPPI COLLEGE	1-6	L	--
5/17	MISSISSIPPI COLLEGE	6-5	W	--

1922 16-6-3 (7-1-1 SIAA)

Southern Conference Champions

Head Coach: C.R. "Dudy" Noble

3/31	at LSU	9-5	W	--
4/1	at LSU	5-6	L	--
4/3	at Spring Hill College	14-5	W	--
4/4	at Spring Hill College	0-7	L	--
4/10	ILLINOIS	6-6	T	--
4/11	ILLINOIS	3-9	L	--
4/12	WISCONSIN	6-6	T	--
4/13	WISCONSIN	6-1	W	--
4/18	at Tennessee	6-4	W	--
4/19	at Vanderbilt	6-3	W	--
4/20	at Vanderbilt	9-3	W	--
4/21	at Sewanee	6-0	W	--
4/22	at Sewanee	2-1	W	--
4/26	TEXAS	1-3	L	--
4/27	TEXAS	8-5	W	--
5/8	OGLETHORPE COLLEGE	2-0	W	--
5/9	OGLETHORPE COLLEGE	1-4	L	--
5/12	at Alabama	2-2	T	(7)
5/13	at Alabama	2-6	L	--
5/16	OLE MISS	4-0	W	--
5/17	OLE MISS	2-0	W	--
5/20	at Ole Miss	5-3	W	--
5/21	at Ole Miss	3-2	W	--
5/22	ALABAMA	4-0	W	--
5/23	ALABAMA	3-2	W	--

1923 14-9 (11-7 SoCon)

Head Coach: C.R. "Dudy" Noble

3/30	ILLINOIS	2-6	L	--
3/31	ILLINOIS	0-10	L	--
Played in Brookhaven, Miss.				
4/2	vs. LSU	9-1	W	--
Played in McComb, Miss.				
4/3	vs. LSU	2-1	W	--
4/5	at Millsaps College	6-2	W	--
4/9	WISCONSIN	8-1	W	--
4/10	WISCONSIN	9-2	W	--
4/16	TENNESSEE	0-3	L	--
4/17	TENNESSEE	8-4	W	--
4/18	GEORGIA	4-5	L	--
4/19	GEORGIA	2-1	W	--
4/25	FLORIDA	10-0	W	--
4/26	FLORIDA	9-0	W	--
4/30	at Ole Miss	8-1	W	--
5/1	at Ole Miss	9-5	W	--
5/4	ALABAMA	7-2	W	--
5/5	ALABAMA	3-7	L	--
5/7	at Vanderbilt	2-3	L	--
5/8	at Vanderbilt	0-20	L	--
5/9	at Alabama	6-4	W	--
5/10	at Alabama	2-5	L	--
5/14	OLE MISS	0-3	L	--
5/16	OLE MISS	3-1	W	--

ALL-TIME RESULTS



1924 17-7 (12-3 SoCon)

Southern Conference Champions

Head Coach: C.R. "Dudy" Noble

4/2	at LSU	14-5	W	--
4/4	at Tulane	2-6	L	--
4/5	at Tulane	3-1	W	--
4/7	TENNESSEE	6-4	W	--
4/8	TENNESSEE	8-0	W	--
4/11	WISCONSIN	3-4	L	--
4/14	ILLINOIS	6-3	W	--
4/15	ILLINOIS	3-7	L	--
4/18	MICHIGAN	11-4	W	--
4/19	MICHIGAN	1-3	L	--
4/23	VANDERBILT	10-2	W	--
4/24	VANDERBILT	6-2	W	--
4/28	ALABAMA	3-5	L	--
5/1	at Alabama	8-6	W	--
5/2	at Alabama	6-1	W	--
Played in Montgomery, Ala.				
5/3	vs. Auburn	4-0	W	--
5/8	MISSISSIPPI COLLEGE	1-0	W	--
5/9	MISSISSIPPI COLLEGE	9-1	W	--
5/12	OLE MISS	3-2	W	--
5/13	OLE MISS	6-4	W	--
5/16	at Ole Miss	1-2	L	--
5/17	at Ole Miss	6-2	W	--
5/19	at Mississippi College	1-2	L	--
Played in Jackson, Miss.				
5/20	vs. Mississippi College	9-5	W	--

1925 19-7 (9-5 SoCon)

Head Coach: C.R. "Dudy" Noble

3/23	at Baylor	10-4	W	--
3/24	at Baylor	5-6	L	--
3/25	at Texas	8-4	W	--
3/26	at Texas	12-8	W	--
3/27	at Southern Methodist	5-1	W	--
3/28	at Southern Methodist	6-0	W	--
4/6	ILLINOIS	11-3	W	--
4/7	ILLINOIS	7-8	L	--
4/10	WISCONSIN	7-4	W	--
4/11	WISCONSIN	4-1	W	--
4/17	TULANE	11-4	W	--
4/18	TULANE	2-4	L	--
4/20	at Alabama	1-3	L	--
4/21	at Alabama	4-7	L	--
4/23	ALABAMA	4-11	L	--
4/24	ALABAMA	4-3	W	--
5/1	at Ole Miss	2-3	L	--
5/2	at Ole Miss	4-3	W	--
Played in Greenwood, Miss.				
5/8	vs. Ole Miss	3-7	W	(5)
5/9	OLE MISS	7-1	W	--
5/13	KENTUCKY	9-0	W	--
5/14	KENTUCKY	9-3	W	--
5/18	LSU	10-4	W	--
5/19	LSU	17-6	W	--
5/22	MISSISSIPPI COLLEGE	2-1	W	--
5/23	MISSISSIPPI COLLEGE	7-0	W	--

1926 18-12 (10-8 SoCon)

Head Coach: C.R. "Dudy" Noble

3/23	at Spring Hill College	2-0	W	--
3/24	at Spring Hill College	6-3	W	--
3/26	at Tulane	5-3	W	--
3/27	at Tulane	14-4	W	--
3/29	at LSU	12-4	W	--
4/2	ILLINOIS	4-5	L	--
4/3	ILLINOIS	4-6	L	--
4/5	IOWA	13-4	W	--
4/6	IOWA	2-4	L	--
4/12	MISSISSIPPI COLLEGE	4-1	W	--
4/13	MISSISSIPPI COLLEGE	10-5	W	--
4/16	LSU	11-3	W	--
4/17	LSU	7-9	L	--
4/20	at Mississippi College	4-0	W	--
4/21	at Mississippi College	17-2	W	--
4/26	OLE MISS	2-0	W	--
4/27	OLE MISS	7-6	W	--
5/1	at Alabama	3-6	L	--
5/2	at Alabama	8-6	W	--
5/3	ALABAMA	1-3	L	--
5/4	ALABAMA	5-4	W	--
5/10	ALABAMA	10-4	W	--
5/11	at Ole Miss	6-7	L	--
5/12	at Ole Miss	0-1	L	--
5/14	at Vanderbilt	1-2	L	--
5/15	at Vanderbilt	7-6	W	--
5/17	at Kentucky	2-6	L	--
5/18	at Kentucky	4-12	L	--
5/19	at Illinois	4-5	L	--
5/20	at Illinois	14-7	W	--

1927 13-8-1 (9-7 SoCon)

Head Coach: C.R. "Dudy" Noble

3/25	at Mercer	4-1	W	--
3/26	at Mercer	7-1	W	--
3/28	at Florida	2-0	W	--
3/30	at Florida	5-2	W	--
3/30	at Florida	5-4	W	--
4/1	at Georgia Tech	10-3	W	--
4/2	at Georgia Tech	7-5	W	--
4/8	WISCONSIN	5-4	W	--
4/11	ILLINOIS	6-6	T	--
4/12	ILLINOIS	2-4	L	--
4/15	IOWA	1-0	W	--
4/22	TULANE	15-1	W	--
4/23	TULANE	10-2	W	--
4/29	at Ole Miss	7-0	W	--
4/30	at Ole Miss	2-6	L	--
5/6	ALABAMA	1-10	L	--
5/7	ALABAMA	3-11	L	--
5/9	at Alabama	2-4	L	--
5/16	OLE MISS	2-3	L	--
5/17	OLE MISS	4-9	L	--
5/20	VANDERBILT	4-5	L	--
5/21	VANDERBILT	2-1	W	--

1928 12-8 (7-6 SoCon)

Head Coach: C.R. "Dudy" Noble

3/23	JERSEY CITY (Int'l League)	4-3	W	--
3/26	MERIDIAN (Cotton States)	7-10	L	--
4/2	ILLINOIS	0-1	L	--
4/3	ILLINOIS	10-2	W	--
4/7	IOWA	8-5	W	--
4/11	WISCONSIN	13-2	W	--
4/12	WISCONSIN	4-1	W	--
4/16	FLORIDA	6-2	W	--
4/17	FLORIDA	5-4	W	--
4/20	at Tulane	12-4	W	--
4/21	at Tulane	2-0	W	--
4/23	at LSU	0-1	L	--
4/24	at LSU	12-0	W	--
4/30	OLE MISS	1-3	L	--
5/1	OLE MISS	5-6	L	--
5/4	ALABAMA	7-9	L	--
5/5	ALABAMA	4-6	L	--
5/9	at Alabama	12-13	L	--
5/10	at Alabama	2-0	W	--
5/21	at Ole Miss	6-5	W	--

1929 9-6-3 (3-5 SoCon)

Head Coach: C.R. "Dudy" Noble

4/1	ILLINOIS	4-4	T	--
4/2	ILLINOIS	5-5	T	--
4/5	at Meridian (Cotton States)	1-0	W	--
4/6	at Meridian (Cotton States)	2-4	L	--
4/12	at Millsaps College	19-0	W	--
4/13	at Millsaps College	9-6	W	--
4/15	at Mississippi College	11-3	W	--
4/16	at Mississippi College	10-4	W	--
4/19	TULANE	4-4	T	--
5/1	MISSISSIPPI COLLEGE	1-0	W	--
5/6	at Alabama	0-2	L	--
5/7	at Alabama	8-7	W	--
5/10	ALABAMA	4-1	W	--
5/11	ALABAMA	4-2	W	--
5/16	at Ole Miss	1-2	L	--
5/17	at Ole Miss	4-5	L	--
5/20	OLE MISS	7-11	L	--
5/21	OLE MISS	4-7	L	--

1930 12-12 (6-7 SoCon)

Head Coach: C.R. "Dudy" Noble

3/29	at LSU	2-3	L	--
3/31	at Mississippi College	2-6	L	--
4/1	at Mississippi College	2-3	L	--
4/4	MILLSAPS COLLEGE	11-2	W	--
4/5	MILLSAPS COLLEGE	14-3	W	--
4/8	LSU	8-4	W	--
4/9	LSU	8-4	W	--
4/12	ILLINOIS	0-9	L	--
4/14	ILLINOIS	1-7	L	--
4/15	ILLINOIS	1-9	L	--
4/16	WISCONSIN	5-1	W	--
4/17	WISCONSIN	3-2	W	--
4/18	at Tulane	3-2	W	--
4/19	at Tulane	6-5	W	--
4/24	OLE MISS	8-3	W	--
4/25	OLE MISS	2-5	L	--
4/28	MISSISSIPPI COLLEGE	4-3	W	--
4/29	MISSISSIPPI COLLEGE	8-6	W	--
5/5	at Alabama	3-4	L	--
5/6	at Alabama	0-3	L	--
5/10	ALABAMA	3-4	L	(12)
5/10	ALABAMA	6-4	W	--
5/15	at Ole Miss	1-3	L	--
5/16	at Ole Miss	5-6	L	--



ALL-TIME RESULTS

1931 12-9 (8-5 SoCon)

Head Coach: C.R. "Dudy" Noble

3/28	ILLINOIS	2-7	L	--
3/30	MICHIGAN STATE	3-4	L	--
4/3	ILLINOIS	2-5	L	--
4/4	ILLINOIS	3-10	L	--
4/10	at Mississippi College	14-4	W	--
4/11	at Mississippi College	15-6	W	--
4/13	at LSU	3-7	L	--
4/14	at LSU	8-2	W	--
4/17	MISSISSIPPI COLLEGE	8-4	W	--
4/18	MISSISSIPPI COLLEGE	4-3	W	--
4/20	LSU	1-2	L	--
4/28	at Ole Miss	11-9	W	--
4/29	at Ole Miss	7-5	W	--
5/1	KENTUCKY	6-3	W	--
5/2	KENTUCKY	17-3	W	--
5/4	ALABAMA	7-5	W	--
5/5	ALABAMA	3-2	W	--
5/8	at Alabama	3-7	L	--
5/9	at Alabama	1-5	L	--
5/14	OLE MISS	6-7	L	--
5/15	OLE MISS	5-2	W	--

1932 8-10 (6-8 SoCon)

Head Coach: C.R. "Dudy" Noble

4/1	at Mississippi College	4-3	W	--
4/2	at Mississippi College	1-2	L	--
4/4	at LSU	6-7	L	--
4/5	at LSU	8-6	W	--
4/11	LSU	12-0	W	--
4/12	LSU	13-10	W	--
4/18	MISSISSIPPI COLLEGE	9-0	W	--
4/19	MISSISSIPPI COLLEGE	17-18	L	--
4/26	OLE MISS	11-2	W	--
4/27	OLE MISS	6-9	L	--
5/2	at Alabama	6-7	L	--
5/3	at Alabama	6-8	L	--
5/6	ALABAMA	2-4	L	--
5/7	ALABAMA	6-7	L	--
5/12	at Ole Miss	0-3	L	--
5/13	at Ole Miss	15-3	W	--
5/16	at Vanderbilt	3-0	W	--
5/17	at Vanderbilt	3-6	L	--

1933 10-5 (5-3 SEC)

Head Coach: C.R. "Dudy" Noble

Played in Columbus, Miss.

3/25	vs. Nashville (Sou. League)	3-7	L	--
3/31	vs. Nashville (Sou. League)	2-1	W	--
4/7	at Mississippi College	4-0	W	--
4/8	at Mississippi College	15-0	W	--
4/10	at LSU *	3-0	W	--
4/11	at LSU *	9-2	W	--
4/17	MISSISSIPPI COLLEGE	7-4	W	--
4/18	MISSISSIPPI COLLEGE	5-4	W	--
4/21	LSU *	1-0	W	--
4/22	LSU *	17-5	W	--
4/25	BIRMINGHAM-SOUTHERN	3-7	L	--
5/1	ALABAMA *	0-4	L	--
5/2	ALABAMA *	2-5	L	--
5/6	at Alabama *	12-4	W	--
5/7	at Alabama *	3-9	L	--

1934 9-5 (8-4 SEC)

Head Coach: C.R. "Dudy" Noble

4/6	at Mississippi College	4-6	L	--
4/7	at Mississippi College	8-2	W	--
4/9	at LSU *	11-2	W	--
4/13	KENTUCKY *	9-7	W	--
4/14	KENTUCKY *	11-4	W	--
4/20	LSU *	9-10	L	--
4/21	LSU *	25-6	W	--
4/25	OLE MISS *	4-2	W	--
4/26	OLE MISS *	7-2	W	--
4/30	ALABAMA *	3-5	L	--
5/1	ALABAMA *	4-3	W	--
5/4	at Alabama *	6-7	L	--
5/5	at Alabama *	4-5	L	--
5/10	at Ole Miss *	9-2	W	--

1935 8-3 (8-3 SEC)

Head Coach: C.R. "Dudy" Noble

4/15	LSU *	15-5	W	--
4/16	LSU *	6-5	W	--
4/22	at LSU *	2-5	L	--
4/23	at LSU *	16-2	W	--
5/4	at Ole Miss *	12-2	W	--
5/5	at Ole Miss *	6-0	W	--
5/9	ALABAMA *	6-3	W	--
5/10	ALABAMA *	0-17	L	--
5/11	OLE MISS *	4-0	W	--
5/12	OLE MISS *	2-1	W	--
5/14	at Alabama *	1-2	L	--

1936 8-5-1 (6-4-1 SEC)

Head Coach: C.R. "Dudy" Noble

3/28	MINNESOTA	0-3	L	--
4/3	PURDUE	4-3	W	--
4/4	PURDUE	14-3	W	--
4/7	at LSU *	0-6	L	--
4/20	LSU *	4-3	W	--
4/21	LSU *	2-3	L	--
4/29	at Ole Miss *	13-4	W	--
4/30	at Ole Miss *	10-5	W	--
5/4	at Alabama *	5-13	L	--
5/5	at Alabama *	3-13	L	--
5/8	ALABAMA *	3-2	W	--
5/9	ALABAMA *	5-5	T	(11)
5/13	OLE MISS *	5-2	W	--
5/14	OLE MISS *	13-10	W	--

1937 11-4 (8-3 SEC)

Head Coach: C.R. "Dudy" Noble

3/22	MINNESOTA	12-6	W	--
3/23	MINNESOTA	10-6	W	--
3/31	at LSU *	5-1	W	--
4/1	at LSU *	10-4	W	--
4/9	NORTHWESTERN	27-3	W	--
4/10	NORTHWESTERN	2-3	L	--
4/16	LSU *	5-4	W	--
4/17	LSU *	13-2	W	--
4/26	OLE MISS *	7-6	W	--
4/27	OLE MISS *	7-0	W	--
5/3	ALABAMA *	6-2	W	--
5/7	at Alabama *	7-9	L	--
5/8	at Alabama *	3-11	L	--
5/14	at Ole Miss *	4-6	L	--
5/15	at Ole Miss *	4-3	W	--

1938 5-7 (3-7 SEC)

Head Coach: C.R. "Dudy" Noble

3/26	MINNESOTA	3-2	W	--
3/28	MINNESOTA	2-1	W	--
4/19	at LSU *	4-1	W	--
4/20	at LSU *	1-8	L	--
4/25	at Ole Miss *	3-4	L	--
4/26	at Ole Miss *	4-5	L	--
5/2	at Alabama *	0-10	L	--
5/3	at Alabama *	4-9	L	--
5/6	ALABAMA *	6-5	W	--
5/7	ALABAMA *	3-4	L	--
5/11	OLE MISS *	6-8	L	--
5/12	OLE MISS *	6-2	W	--

1939 7-10 (4-9 SEC)

Head Coach: C.R. "Dudy" Noble

4/3	MINNESOTA	9-5	W	--
4/4	MINNESOTA	4-5	L	--
4/7	NORTHWESTERN	17-2	W	--
4/8	NORTHWESTERN	7-2	W	--
4/14	at LSU *	3-8	L	--
4/15	at LSU *	1-4	L	--
4/18	AUBURN *	1-4	L	--
4/19	AUBURN *	2-8	L	--
4/24	LSU *	4-5	L	--
5/4	OLE MISS *	4-11	L	--
5/5	OLE MISS *	0-3	L	--
5/8	ALABAMA *	2-1	W	--
5/9	ALABAMA *	7-4	W	--
5/11	at Alabama *	6-11	L	--
5/12	at Alabama *	7-4	W	--
5/15	at Ole Miss *	0-1	L	--
5/16	at Ole Miss *	7-1	W	--

1940 5-9 (4-7 SEC)

Head Coach: C.R. "Dudy" Noble

3/28	MINNESOTA	1-7	L	--
3/29	MINNESOTA	3-4	L	(6)
4/5	ILLINOIS STATE	9-4	W	--
4/12	at LSU *	0-7	L	--
4/13	at LSU *	2-8	L	--
4/20	LSU *	5-21	L	--
4/30	at Ole Miss *	1-5	L	--
5/1	at Ole Miss *	10-5	W	--
5/6	at Alabama *	8-12	L	--
5/7	at Alabama *	5-11	L	--
5/9	ALABAMA *	7-3	W	--
5/10	ALABAMA *	3-7	L	--
5/14	OLE MISS *	8-4	W	--
5/15	OLE MISS *	14-9	W	--

1941 8-9 (7-8 SEC)

Head Coach: C.R. "Dudy" Noble

3/27	MINNESOTA	1-7	L	--
3/28	MINNESOTA	6-3	W	--
4/4	at LSU *	14-0	W	--
4/5	at LSU *	2-10	L	--
4/14	TULANE *	4-2	W	--
4/15	TULANE *	10-0	W	--
4/21	LSU *	4-1	W	--
4/22	LSU *	5-4	W	--
4/24	KENTUCKY *	29-2	W	--
4/29	OLE MISS *	0-6	L	--
4/30	OLE MISS *	7-10	L	--
5/5	ALABAMA *	3-6	L	--
5/6	ALABAMA *	4-5	L	--
5/9	at Alabama *	1-13	L	--
5/10	at Alabama *	3-9	L	--
5/14	at Ole Miss *	4-2	W	--
5/15	at Ole Miss *	5-7	L	--

1942 8-6-1 (7-6-1 SEC)

Head Coach: C.R. "Dudy" Noble

4/10	at LSU *	1-0	W	--
4/11	at LSU *	2-3	L	--
4/13	at Tulane *	4-3	W	--
4/14	at Tulane *	3-2	W	--
4/20	LSU *	1-4	L	--
4/21	LSU *	26-3	W	--
4/28	at Ole Miss *	6-7	L	--
4/29	at Ole Miss *	7-0	W	--
5/2	Columbus Air Base	13-3	W	--
5/4	at Alabama *	1-9	L	--
5/5	at Alabama *	1-4	L	--
5/8	ALABAMA *	5-8	L	--
5/9	ALABAMA *	9-8	W	--
5/13	OLE MISS *	3-0	W	--
5/14	OLE MISS *	5-5	T	(12)



ALL-TIME RESULTS

1943 3-9 (3-9 SEC)

Head Coach: C.R. "Dudy" Noble

4/5	at LSU *	3-6	L	--
4/6	at LSU *	0-4	L	--
4/10	TULANE *	7-9	L	--
4/10	TULANE *	1-2	L	--
4/19	LSU *	5-16	L	--
4/20	LSU *	6-5	W	--
4/23	ALABAMA *	10-29	L	--
4/24	ALABAMA *	6-3	W	--
4/29	at Ole Miss *	4-3	W	--
4/30	at Ole Miss *	4-8	L	--
5/7	at Alabama *	2-4	L	--
5/8	at Alabama *	4-12	L	--

1944 (NO TEAM)

1945 (NO TEAM)

1946 2-10 (2-9 SEC)

Head Coach: C.R. "Dudy" Noble

4/5	at LSU *	0-21	L	--
4/6	at LSU *	1-19	L	--
4/8	at Tulane *	11-9	W	--
4/9	at Tulane *	19-13	W	--
4/15	LSU *	6-9	L	--
4/16	LSU *	1-12	L	--
4/20	BRADLEY	0-4	L	--
4/29	at Alabama *	1-20	L	--
4/30	at Alabama *	8-10	L	--
5/3	ALABAMA *	1-12	L	--
5/4	ALABAMA *	12-13	L	--
5/10	at Ole Miss *	1-13	L	--

1947 8-8 (7-8 SEC)

Head Coach: C.R. "Dudy" Noble

3/31	TULANE	8-0	W	--
4/4	at LSU *	9-5	W	--
4/5	at LSU *	4-5	L	--
4/9	SOUTHERN MISS	9-6	W	--
4/16	AUBURN *	1-4	L	--
4/18	LSU *	5-13	L	--
4/19	LSU *	7-4	W	--
4/24	at Ole Miss *	3-4	L	--
4/28	at Alabama *	1-3	L	--
4/29	at Alabama *	3-6	L	--
5/2	ALABAMA *	5-8	L	--
5/3	ALABAMA *	10-4	W	--
5/9	at Auburn *	7-1	W	--
5/10	at Auburn *	9-6	W	--
5/14	OLE MISS *	2-4	L	--
5/15	OLE MISS *	11-1	W	--

1948 17-6 (12-5 SEC)

SEC Champions

Head Coach: R.P. Patty

3/24	ILLINOIS	5-10	L	--
3/25	ILLINOIS	8-1	W	--
3/29	BRADLEY	4-3	W	--
4/2	at LSU *	5-3	W	--
4/3	at LSU *	16-17	L	--
4/5	at Tulane *	5-6	L	--
4/6	at Tulane *	3-8	L	--
4/9	FLORIDA *	8-7	W	--
4/16	LSU *	6-2	W	--
4/17	LSU *	15-8	W	--
4/22	OLE MISS *	6-5	W	--
4/23	OLE MISS *	17-5	W	--
4/26	ALABAMA *	6-3	W	--
4/27	ALABAMA *	8-6	W	--
4/30	at Alabama *	0-9	L	--
5/1	at Alabama *	5-7	L	--
5/4	at Florida *	15-3	W	--
5/5	at Florida *	7-5	W	--
5/10	at Ole Miss *	6-5	W	(10)
5/11	at Ole Miss *	18-4	W	--
SEC Playoffs				
5/27	AUBURN	6-2	W	--
5/28	AUBURN	8-5	W	--
5/31	at Auburn	4-3	W	--

1949 19-6 (13-3 SEC)

SEC Champions

Head Coach: R.P. Patty

4/4	TULANE *	11-2	W	--
4/5	TULANE *	10-2	W	--
4/8	at LSU *	9-7	W	--
4/9	at LSU *	9-7	W	--
4/15	LSU *	7-2	W	--
4/16	LSU *	16-4	W	--
4/18	at Alabama *	1-10	L	--
4/19	at Alabama *	7-4	W	--
4/25	DELTA STATE	3-1	W	--
4/26	DELTA STATE	9-2	W	--
4/29	OLE MISS *	7-2	W	--
4/30	OLE MISS *	10-3	W	--
5/6	ALABAMA *	7-3	W	--
5/7	ALABAMA *	3-8	L	--
5/9	at Ole Miss *	6-2	W	--
5/10	at Ole Miss *	6-5	W	--
5/13	at Tulane *	2-7	L	--
5/14	at Tulane *	10-4	W	--
SEC Playoffs				
5/27	KENTUCKY *	6-3	W	--
5/28	KENTUCKY *	9-2	W	--
5/31	at Kentucky *	2-3	L	--
6/1	at Kentucky *	7-5	W	--

NCAA District III Tournament (Charlotte, N.C.)

--	Richmond	6-2	W	--
--	Wake Forest	3-4	L	(13)
--	Kentucky	2-5	L	--

1950 13-6 (9-5 SEC)

Head Coach: R.P. Patty

3/31	at LSU *	2-11	L	--
4/7	ILLINOIS WESLEYAN	7-6	W	--
4/10	MEMPHIS	14-2	W	--
4/11	MEMPHIS	11-1	W	--
4/17	LSU *	3-4	L	--
4/18	LSU *	5-2	W	--
4/18	LSU *	7-1	W	--
4/21	at Alabama *	3-6	L	--
4/22	at Alabama *	1-0	W	--
4/24	TULANE *	14-5	W	--
4/25	TULANE *	22-10	W	--
4/27	OLE MISS *	5-4	W	--
4/28	OLE MISS *	2-3	L	--
5/3	DELTA STATE	6-8	L	--
5/4	DELTA STATE	11-1	W	--
5/10	at Ole Miss *	6-4	W	--
5/11	at Ole Miss *	11-5	W	--
5/15	ALABAMA *	5-11	L	--
5/16	ALABAMA *	4-3	W	--

1951 11-9 (6-9 SEC)

Head Coach: R.P. Patty

3/23	at Mississippi College	23-9	W	--
3/23	at Mississippi College	19-3	W	--
3/24	at Northwestern State	6-2	W	--
3/30	at Tulane *	6-16	L	--
3/30	at Tulane *	6-4	W	--
4/2	WHEATON	9-8	W	--
4/3	WHEATON	6-2	W	--
4/13	ALABAMA *	17-10	W	--
4/14	ALABAMA *	3-5	L	--
4/18	TULANE *	9-4	W	--
4/19	TULANE *	6-1	W	--
4/20	LSU *	2-16	L	--
4/24	at Alabama *	3-4	L	--
4/25	at Alabama *	2-4	L	--
4/27	at VANDERBILT *	7-2	W	--
4/28	at VANDERBILT *	6-3	W	--
5/4	OLE MISS *	0-6	L	--
5/5	OLE MISS *	5-9	L	--
5/11	at Ole Miss *	5-6	L	--
5/12	at Ole Miss *	2-8	L	--

1952 12-11 (6-9 SEC)

Head Coach: R.P. Patty

3/21	ALABAMA *	5-6	L	--
3/22	ALABAMA *	2-3	L	(11)
--	MEMPHIS	14-3	W	--
--	MEMPHIS	13-6	W	--
4/14	MERIDIAN (Cotton States)	7-2	W	--
4/16	at LSU *	0-4	L	--
4/17	at LSU *	9-10	L	--
4/18	at Tulane *	1-4	L	--
4/19	at Tulane *	5-6	L	--
4/23	LSU *	6-7	L	--
4/24	LSU *	8-7	W	--
4/25	TULANE *	6-7	L	--
4/26	TULANE *	18-7	W	--
4/30	at Ole Miss *	14-1	W	--
5/1	at Ole Miss *	5-9	L	--
5/5	VANDERBILT *	5-4	W	--
5/6	VANDERBILT *	11-4	W	--
5/9	OLE MISS *	7-0	W	--
--	at Mississippi College	12-2	W	--
--	at Mississippi College	3-2	W	--
--	MERIDIAN	2-1	W	--
--	MERIDIAN	2-3	L	--
--	MERIDIAN	0-4	L	--



ALL-TIME RESULTS

1953 15-7 (12-3 SEC)

Head Coach: R.P. Patty

3/27	at Alabama *	6-1	W	--
3/28	at Alabama *	5-1	W	--
4/3	at LSU *	13-0	W	--
4/4	at LSU *	2-1	W	--
4/6	at Mississippi College	18-2	W	--
4/7	at Mississippi College	7-0	W	--
4/10	OLE MISS *	3-11	L	--
4/11	OLE MISS *	2-1	W	--
4/17	TULANE *	5-2	W	--
4/18	TULANE *	16-4	W	--
4/20	LSU *	16-7	W	--
4/21	LSU *	4-11	L	--
4/24	ALABAMA *	3-0	W	--
5/1	VANDERBILT *	8-0	W	--
5/2	VANDERBILT *	12-11	W	--
5/8	at Ole Miss *	5-1	W	--
5/9	at Ole Miss *	5-6	L	--

SEC Playoffs

5/12	GEORGIA	1-3	L	--
5/13	GEORGIA	0-1	L	--

NCAA District III Tournament (Durham, N.C.)

6/2	Duke	3-9	L	--
6/3	Rollins	6-5	W	--
6/3	Duke	4-5	L	--

1954 9-7 (7-7 SEC)

Head Coach: R.P. Patty

3/26	NORTHERN ILLINOIS	12-3	W	--
4/2	at LSU *	7-6	W	(10)
4/3	at LSU *	4-7	L	--
4/5	at Tulane *	4-10	L	--
4/6	at Tulane *	1-4	L	--
4/14	TULANE *	6-1	W	--
4/15	TULANE *	7-6	W	--
4/16	LSU *	7-1	W	--
4/17	LSU *	2-1	W	--
4/19	ARKANSAS STATE	13-3	W	--
4/26	at Alabama *	0-3	L	--
4/27	at Alabama *	7-4	W	--
5/12	OLE MISS *	2-4	L	--
5/13	OLE MISS *	5-6	L	--
5/7	ALABAMA *	9-18	L	--
5/8	ALABAMA *	5-2	W	--

1955 9-10 (7-9 SEC)

Head Coach: R.P. Patty

3/24	ALABAMA	2-3	L	--
3/25	ALABAMA *	6-5	W	--
3/28	at Alabama *	2-5	L	--
3/29	at Alabama *	3-5	L	--
4/1	LSU *	4-9	L	--
4/2	LSU *	3-2	W	--
4/8	at Mississippi College	5-1	W	--
4/11	TULANE *	6-9	L	--
4/11	TULANE *	2-0	W	--
4/15	LOYOLA	6-10	L	--
4/16	LOYOLA	7-5	W	--
4/22	at LSU *	12-4	W	--
4/23	at LSU *	13-10	W	--
4/25	at Tulane *	5-9	L	--
4/26	at Tulane *	20-13	W	--
5/2	at Ole Miss *	5-4	W	--
5/3	at Ole Miss *	2-4	L	--
5/6	OLE MISS *	4-9	L	--
5/7	OLE MISS *	4-10	L	--

1956 11-9 (6-9 SEC)

Head Coach: R.P. Patty

--	at Mississippi College	4-2	W	--
--	at Mississippi College	9-0	W	--
--	MISSISSIPPI COLLEGE	15-5	W	--
--	MISSISSIPPI COLLEGE	5-4	W	--
--	TULANE *	1-8	L	--
--	TULANE *	12-0	W	--
--	TULANE *	4-2	W	--
--	ILLINOIS WESLEYAN	4-3	W	--
--	at Vanderbilt *	27-8	W	--
--	at Vanderbilt *	9-4	W	--
--	at Ole Miss *	3-9	L	--
--	at Ole Miss *	2-14	L	--
--	ALABAMA *	2-4	L	--
--	ALABAMA *	3-6	L	--
--	ALABAMA *	4-1	W	--
--	at LSU *	0-3	L	--
--	at LSU *	10-1	W	--
--	at LSU *	2-5	L	--
--	OLE MISS *	2-6	L	--
--	OLE MISS *	5-8	L	--

1957 13-5 (10-5 SEC)

Head Coach: Paul Gregory

3/20	at Southeastern Louisiana	1-0	W	--
3/20	at Tulane *	3-4	L	(12)
3/23	at Tulane *	4-0	W	--
3/29	MISSISSIPPI COLLEGE	17-3	W	--
3/30	MISSISSIPPI COLLEGE	10-2	W	--
4/5	VANDERBILT *	9-3	W	--
4/6	VANDERBILT *	9-1	W	--
4/6	VANDERBILT *	9-0	W	--
4/12	OLE MISS *	6-5	W	--
4/13	OLE MISS *	6-3	W	--
4/19	at Alabama *	0-3	L	--
4/20	at Alabama *	1-2	L	--
4/20	at Alabama *	7-1	W	--
4/26	LSU *	4-1	W	--
4/27	LSU *	4-1	W	--
4/27	LSU *	0-2	L	--
5/3	at Ole Miss *	4-5	L	--
5/4	at Ole Miss *	4-3	W	--

1958 14-10 (8-6 SEC)

Head Coach: Paul Gregory

3/24	ARKANSAS STATE	8-1	W	--
3/25	ARKANSAS STATE	3-2	W	--
3/29	at LSU *	5-2	W	--
3/39	at LSU *	3-7	L	--
3/31	at Tulane *	22-4	W	--
4/1	at Tulane *	8-9	L	--
4/1	at Loyola	5-6	L	--
4/3	at Southeastern Louisiana	3-2	W	--
4/4	vs. Northern Illinois	14-6	W	--
4/5	vs. ULM	19-2	W	--
4/7	ARKANSAS *	0-1	L	--
4/8	ARKANSAS *	8-9	L	--
4/11	MEMPHIS	12-6	W	--
4/12	MEMPHIS	3-6	L	--
4/14	TULANE *	7-0	W	(Forfeit)
4/15	TULANE *	10-1	W	--
4/18	ALABAMA *	0-7	L	--
4/19	ALABAMA *	5-4	W	--
4/30	at Alabama *	3-1	W	--
5/1	at Alabama *	2-3	L	--
5/5	LSU *	1-3	L	--
5/6	LSU *	5-7	L	--
5/9	OLE MISS *	6-5	W	--
5/10	OLE MISS *	7-5	W	--

1959 12-13 (5-10 SEC)

Head Coach: Paul Gregory

3/25	at Louisiana Tech	2-4	L	--
Northeast Louisiana Tournament (Monroe, La.)				
3/26	vs. Northwestern State	2-1	W	--
--	at ULM	3-2	W	--
--	vs. LSU	0-10	L	--
--	vs. Northwestern State	9-0	W	--
--	at ULM	0-1	L	--
--	vs. LSU	7-0	W	--
3/30	TULANE *	1-4	L	--
3/31	TULANE *	9-1	W	--
4/3	at Tulane *	11-0	W	--
4/4	at Tulane *	3-11	L	--
4/6	at LSU *	8-6	W	--
4/7	at LSU *	4-6	L	--
4/8	at Southeastern Louisiana	10-6	W	--
4/13	LSU *	3-2	W	--
4/14	LSU *	4-3	W	--
4/18	OLE MISS *	1-11	L	--
4/24	at Alabama *	2-6	L	--
4/25	at Alabama *	5-8	L	--
5/1	MEMPHIS	3-1	W	--
5/2	MEMPHIS	7-2	W	--
5/9	ALABAMA *	4-6	L	(12)
5/9	ALABAMA *	4-5	L	--
5/15	at Ole Miss *	2-4	L	--
5/16	at Ole Miss *	2-6	L	--

1960 16-11 (8-8 SEC)

Head Coach: Paul Gregory

3/18	MISSISSIPPI COLLEGE	8-1	W	--
3/19	MISSISSIPPI COLLEGE	9-4	W	(8)
3/25	ILLINOIS WESLEYAN	6-2	W	--
3/26	ILLINOIS WESLEYAN	17-7	W	--
4/1	LSU *	6-5	W	--
4/2	LSU *	7-8	L	--
4/4	TULANE *	10-2	W	--
4/5	TULANE *	16-0	W	--
4/8	at Ole Miss *	0-8	L	--
4/9	at Ole Miss *	1-14	L	--
4/11	at Tulane *	0-1	L	--
4/12	at Tulane *	6-0	W	--
Northeast Louisiana Tournament (Monroe, La.)				
4/14	vs. LSU	4-6	L	--
4/14	vs. Northwestern State	3-1	W	--
4/15	at ULM	5-2	W	--
4/15	vs. Arkansas	3-2	W	--
4/16	vs. Baylor	14-2	W	--
4/18	at LSU *	2-1	W	--
4/19	at LSU *	10-9	W	--
4/22	MEMPHIS	2-4	L	--
4/23	MEMPHIS	3-9	L	--
4/29	ALABAMA *	6-7	L	--
4/30	ALABAMA *	7-9	L	--
5/6	OLE MISS *	18-4	W	--
5/7	OLE MISS *	3-4	L	--
5/11	at Alabama *	9-5	W	--
5/12	at Alabama *	2-7	L	--

1961 12-7 (7-6 SEC)

Head Coach: Paul Gregory

3/24	at LSU *	2-4	L	--
3/25	at LSU *	8-4	W	--
4/7	ALABAMA *	7-5	W	--
4/8	ALABAMA *	2-8	L	--
4/10	at Alabama *	10-1	W	--
4/11	at Alabama *	5-3	W	--
4/14	OLE MISS *	4-5	L	--
4/15	OLE MISS *	9-2	W	--
4/17	MEMPHIS	4-3	W	--
4/18	MEMPHIS	19-0	W	--
4/21	LSU *	2-3	L	--
4/22	LSU *	2-4	L	--
4/24	TULANE *	16-3	W	--
4/25	TULANE *	8-3	W	--
4/28	DELTA STATE	5-4	W	--
4/29	DELTA STATE	10-1	W	--
5/1	at Arkansas State	6-1	W	--
5/2	at Arkansas State	2-3	L	--
5/5	OLE MISS *	4-5	L	--



ALL-TIME RESULTS

1962 21-5-1 (14-1-1 SEC)

Head Coach: Paul Gregory

3/6	ULM	3-1	W	--
3/6	ULM	6-7	L	--
--	ARKANSAS STATE	8-1	W	--
--	ARKANSAS STATE	19-0	W	--
--	ILLINOIS WESLEYAN	9-1	W	--
--	ILLINOIS WESLEYAN	11-3	W	--
3/30	TULANE *	3-0	W	--
3/31	TULANE *	8-1	W	--
4/6	at Alabama *	3-2	W	--
4/7	at Alabama *	8-3	W	--
4/9	ALABAMA *	9-5	W	--
4/10	ALABAMA *	9-0	W	--
4/13	at LSU *	3-4	L	--
4/14	at LSU *	5-3	W	--
4/16	at Tulane *	6-1	W	--
4/17	at Tulane *	2-2	T	--
4/20	MEMPHIS	8-23	L	--
4/21	MEMPHIS	10-1	W	--
4/23	OLE MISS *	5-1	W	--
4/24	OLE MISS *	6-1	W	--
4/27	LSU *	3-2	W	--
4/28	LSU *	4-3	W	--
5/4	at Ole Miss *	4-1	W	--
5/5	at Ole Miss *	5-0	W	--
SEC Playoffs				
--	at Florida	3-8	L	--
--	FLORIDA	3-2	W	--
--	FLORIDA	7-8	L	--

1963 17-11 (9-7 SEC)

Head Coach: Paul Gregory

Loyola Coca-Cola Invitational (New Orleans, La.)

3/14	vs. LSU	1-2	L	--
3/15	vs. Illinois	2-0	W	--
3/16	at Loyola	4-5	L	--
3/22	ARKANSAS STATE	9-1	W	--
3/23	ARKANSAS STATE	12-2	W	--
3/25	at Alabama *	1-0	W	--
3/26	at Alabama *	19-5	W	--
3/29	ILLINOIS WESLEYAN	7-5	W	--
3/30	ILLINOIS WESLEYAN	6-3	W	--
4/1	SOUTHERN MISS	8-4	W	--
4/2	SOUTHERN MISS	6-3	W	--
4/5	LSU *	3-6	L	--
4/6	LSU *	1-4	L	--
4/12	ALABAMA *	6-5	W	--
4/13	ALABAMA *	10-4	W	--
4/15	at Ole Miss *	0-5	L	--
4/16	at Ole Miss *	1-6	L	--
4/19	TULANE *	13-1	W	--
4/20	TULANE *	8-3	W	--
4/22	at Arkansas State	6-0	W	--
4/23	at Arkansas State	1-3	L	--
4/25	at Southern Miss	5-3	W	--
4/26	at Tulane *	8-10	L	--
4/27	at Tulane *	9-2	W	--
4/29	at LSU *	4-8	L	(12)
4/30	at LSU *	3-7	L	--
5/3	OLE MISS *	5-3	W	--
5/4	OLE MISS *	5-6	L	(15)

1964 17-12 (7-7 SEC)

Head Coach: Paul Gregory

3/16	ARKANSAS STATE	7-0	W	9
3/17	ARKANSAS STATE	21-1	W	9
3/20	ALABAMA *	5-3	W	9
3/21	ALABAMA *	4-7	L	9
3/23	NICHOLLS STATE	1-0	W	9
3/24	NICHOLLS STATE	5-3	W	9
Florida State Invitational (Tallahassee, Fla.)				
3/27	vs. North Carolina	3-2	W	9
3/27	at Florida State	1-7	L	9
3/28	vs. ULM	4-1	W	9
3/30	at Florida *	10-2	W	9
3/31	at Florida *	1-6	L	9
4/2	SOUTHERN MISS	6-10	L	9
4/3	ILLINOIS WESLEYAN	7-2	W	9
4/4	ILLINOIS WESLEYAN	5-1	W	9
4/6	at Arkansas State	3-0	W	9
4/7	at Arkansas State	4-7	L	9
4/10	LSU *	11-5	W	9
4/11	LSU *	2-5	L	9
4/17	at Alabama *	4-14	L	9
4/18	at Alabama *	3-4	L	9
4/20	OLE MISS *	5-7	L	9
4/21	OLE MISS *	0-8	L	9
4/24	TULANE *	8-1	W	(8)
4/30	at Southern Miss	1-3	L	9
5/1	at Tulane *	4-1	W	(7)
5/2	at Tulane *	2-0	W	9
5/4	at LSU *	14-2	W	9
5/5	at LSU *	4-14	L	9
5/8	at Ole Miss *	5-2	W	(10)

1965 16-10 (11-4 SEC)

SEC Champion

Head Coach: Paul Gregory

3/26	at Southern Miss	0-2	L	9
4/2	LSU *	5-2	W	9
4/7	ILLINOIS WESLEYAN	3-7	L	(7)
4/8	ILLINOIS WESLEYAN	11-2	W	(7)
4/9	ALABAMA *	11-0	W	9
4/10	ALABAMA *	0-1	L	9
--	DELTA STATE	0-1	L	9
--	DELTA STATE	6-1	W	9
4/16	at Ole Miss *	17-13	W	(11)
4/17	at Ole Miss *	8-6	W	9
4/19	TULANE *	2-7	L	9
4/20	TULANE *	1-0	W	9
4/23	at LSU *	0-6	L	9
4/24	at LSU *	5-0	W	9
4/26	at Tulane *	5-4	W	9
4/27	at Tulane *	2-0	W	9
5/3	at Alabama *	3-2	W	9
5/4	at Alabama *	1-0	W	9
5/7	OLE MISS *	9-3	W	9
5/8	OLE MISS *	7-10	L	9
SEC Playoffs				
--	AUBURN	10-1	W	9
--	at Auburn	2-3	L	9
--	at Auburn	2-1	W	(10)
NCAA District III Tournament (Gastonia, N.C.)				
5/27	vs. Florida State	6-3	W	9
5/28	vs. Furman	2-5	L	9
5/28	vs. Florida State	2-6	L	9

1966 20-11 (11-4 SEC)

SEC Champion

Head Coach: Paul Gregory

Florida State Invitational (Tallahassee, Fla.)

3/21	at Florida State	2-24	L	9
3/21	vs. Auburn	2-4	L	9
3/22	vs. Auburn	6-5	W	9
--	ARKANSAS STATE	9-1	W	9
--	ARKANSAS STATE	7-3	W	9
--	DELTA STATE	3-2	W	9
--	at Delta State	4-5	L	9
4/1	ALABAMA *	5-1	W	9
4/2	ALABAMA *	2-1	W	(14)
4/4	LSU *	9-2	W	9
4/5	LSU *	3-0	W	9
4/8	at Alabama *	7-9	L	9
4/9	at Alabama *	4-1	W	9
4/11	ARKANSAS *	9-3	W	9
4/12	ARKANSAS *	18-0	W	9
4/15	at Tulane *	7-3	W	9
4/16	at Tulane *	6-9	L	9
4/19	at LSU *	9-1	W	(7)
4/19	at LSU *	1-0	W	(7)
4/22	OLE MISS *	0-2	L	9
4/23	OLE MISS *	2-1	W	9
4/29	TULANE *	10-3	W	9
--	at Memphis	2-3	L	9
--	at Memphis	2-3	L	9
5/6	at Ole Miss *	6-1	W	9
5/7	at Ole Miss *	0-5	L	9
SEC Playoffs				
5/11	at TENNESSEE	7-4	W	9
5/14	TENNESSEE	9-3	W	9
NCAA District III Tournament (Gastonia, N.C.)				
6/2	vs. Florida State	4-3	W	9
6/3	vs. North Carolina	4-5	L	9
6/3	vs. Florida State	0-7	L	9

1967 17-14 (9-9 SEC)

Head Coach: Paul Gregory

Riverside National Tournament (Riverside, Calif.)

3/20	vs. BYU	2-4	L	9
3/21	at UC Riverside	5-4	W	(10)
3/21	vs. Yale	7-6	W	9
3/22	vs. UCLA	10-12	L	9
3/23	vs. Wyoming	5-2	W	9
3/24	vs. Washington	5-3	W	9
3/25	vs. Ohio State	11-4	W	9
3/31	at Ole Miss *	0-7	L	7
3/31	at Ole Miss *	0-1	L	7
4/1	at Ole Miss *	9-6	W	9
4/3	ILLINOIS WESLEYAN	5-3	W	9
4/3	ILLINOIS WESLEYAN	6-5	W	(11)
4/7	LSU *	3-1	W	7
4/7	LSU *	3-1	W	7
4/8	LSU *	8-9	L	9
4/10	SOUTHERN MISS	7-8	L	9
4/11	SOUTHERN MISS	4-2	W	9
4/14	ALABAMA *	4-0	W	7
4/14	ALABAMA *	4-1	W	7
4/15	ALABAMA *	0-5	L	9
4/16	at Arkansas State	2-5	L	9
4/17	at Arkansas State	2-3	L	9
4/21	at LSU *	2-0	W	7
4/21	at LSU *	3-6	L	7
4/22	at LSU *	3-5	L	9
4/28	at Alabama *	1-8	L	7
4/28	at Alabama *	3-2	W	7
4/29	at Alabama *	2-4	L	9
5/5	OLE MISS *	2-1	W	7
5/5	OLE MISS *	3-0	W	7
5/6	OLE MISS *	3-13	L	9



ALL-TIME RESULTS

1968				16-17 (7-10 SEC)				1970				32-8 (11-4 SEC)				1971				32-12 (13-5 SEC)			
Head Coach: Paul Gregory								SEC Champion								SEC Champion							
Head Coach: Paul Gregory								Head Coach: Paul Gregory								Head Coach: Paul Gregory							
3/11	CLEMSON	3-6	L	7	3/10	CHRISTIAN BROTHERS	7-1	W	9	3/2	IOWA STATE	7-5	W	7									
3/12	CLEMSON	1-2	L	7	3/10	CHRISTIAN BROTHERS	1-3	L	7	3/4	IOWA STATE	6-5	W	7									
Riverside National Tournament (Riverside, Calif.)																							
3/18	at UC Riverside	10-0	W	9	3/12	LOYOLA	6-1	W	9	3/13	MEMPHIS	10-0	W	7									
3/19	vs. BYU	1-3	L	9	3/14	LOYOLA	5-1	W	7	3/13	MEMPHIS	6-2	W	7									
3/20	vs. Kansas	11-4	W	9	3/17	MEMPHIS	3-0	W	9	3/18	CLEMSON	4-6	L	9									
3/20	vs. Tennessee	4-1	W	9	3/18	MEMPHIS	3-2	W	9	3/19	CLEMSON	2-1	W	7									
3/22	vs. Pittsburgh	2-1	W	9	3/23	at Memphis	6-1	W	9	3/20	CLEMSON	8-10	L	9									
3/22	vs. Oregon	5-6	L	9	3/24	at Memphis	3-1	W	(11)	3/23	ST. OLAF	7-0	W	7									
3/23	vs. UCLA	6-12	L	9	3/26	NEW ORLEANS	11-2	W	9	3/23	ST. OLAF	2-1	W	(10)									
3/25	ARKANSAS STATE	0-1	L	9	3/27	NEW ORLEANS	7-1	W	9	3/26	ILLINOIS WESLEYAN	11-0	W	7									
3/26	ARKANSAS STATE	6-5	W	9	--	NEW ORLEANS	8-4	W	9	3/26	ILLINOIS WESLEYAN	5-0	W	7									
3/29	ILLINOIS WESLEYAN	5-0	W	9	4/3	OLE MISS *	4-0	W	7	3/29	NEW ORLEANS	5-0	W	7									
3/30	ILLINOIS WESLEYAN	4-1	W	9	4/3	OLE MISS *	1-4	L	9	3/29	NEW ORLEANS	8-1	W	7									
4/5	OLE MISS *	2-1	W	7	4/4	OLE MISS *	9-1	W	9	3/31	at Loyola	2-5	L	9									
4/5	OLE MISS *	1-2	L	7	4/6	at Southern Miss	3-1	W	9	4/2	at LSU *	0-2	L	7									
4/6	OLE MISS *	1-4	L	9	4/7	at Southern Miss	4-1	W	9	4/2	at LSU *	1-3	L	9									
4/12	ARKANSAS	19-11	W	9	4/10	at Alabama *	2-3	L	7	4/3	at LSU *	1-9	L	9									
4/15	SOUTHERN MISS	2-4	L	9	4/11	at Alabama *	2-1	W	9	4/10	LSU *	2-1	W	7									
4/16	SOUTHERN MISS	4-3	W	9	--	at New Orleans	7-5	W	(8)	--	LSU *	7-4	W	9									
4/19	at Alabama *	5-3	W	9	--	at LSU *	5-3	W	7	--	LSU *	11-2	W	9									
4/19	at Alabama *	2-3	L	7	4/15	at LSU *	3-1	W	9	4/16	at Alabama *	6-4	W	7									
4/20	at Alabama *	11-5	W	9	4/17	at LSU *	5-3	W	9	4/16	at Alabama *	9-6	W	9									
4/22	LSU *	3-4	L	(8)	4/21	ARKANSAS STATE	11-7	W	9	4/17	at Alabama *	5-6	L	(10)									
4/22	LSU *	2-7	L	7	4/21	ARKANSAS STATE	3-0	W	9	4/19	at Arkansas State	5-4	W	9									
4/23	LSU *	3-2	W	9	4/24	ALABAMA *	4-1	W	9	4/20	at Arkansas State	6-4	W	9									
4/26	ALABAMA *	8-7	W	7	4/24	ALABAMA *	1-0	W	7	4/23	ALABAMA *	8-7	W	7									
4/26	ALABAMA *	0-11	L	7	4/25	ALABAMA *	5-1	W	9	4/23	ALABAMA *	6-2	W	9									
4/27	ALABAMA *	0-6	L	9	5/2	LSU *	5-0	W	7	4/24	ALABAMA *	7-8	L	(13)									
5/3	at LSU *	6-3	W	9	5/4	ARKANSAS	6-0	W	7	4/27	SOUTHERN MISS	9-0	W	9									
5/3	at LSU *	0-4	L	9	5/4	ARKANSAS	1-0	W	7	4/28	SOUTHERN MISS	3-6	L	9									
5/4	at LSU *	3-4	L	(11)	5/8	at Ole Miss *	1-5	L	7	4/30	at Ole Miss *	15-12	W	(10)									
5/10	at Ole Miss *	8-2	W	7	5/8	at Ole Miss *	3-5	L	9	4/30	at Ole Miss *	7-5	W	(11)									
5/11	at Ole Miss *	1-4	L	7	5/9	at Ole Miss *	3-0	W	9	5/1	at Ole Miss *	5-2	W	7									
								SEC Playoffs								SEC Playoffs							
1969								20-10 (11-7 SEC)								20-10 (11-7 SEC)							
Head Coach: Paul Gregory								Head Coach: Paul Gregory								Head Coach: Paul Gregory							
3/24	TENNESSEE *	7-10	L	9	5/13	at Tennessee	4-8	L	9	5/7	OLE MISS *	7-6	W	7									
3/25	TENNESSEE *	2-8	L	9	5/15	TENNESSEE	4-3	W	(10)	5/8	OLE MISS *	4-2	W	9									
3/29	INDIANA STATE	1-0	W	9	5/16	TENNESSEE	1-0	W	9	5/8	OLE MISS *	9-7	W	9									
3/29	INDIANA STATE	13-2	W	9	NCAA District III Tournament (Gastonia, N.C.)								SEC Playoffs										
4/1	at Loyola	5-0	W	9	5/28	vs. Maryland	2-3	L	9	--	VANDERBILT	5-1	W	9									
4/1	at Loyola	5-3	W	9	5/28	vs. Maryland	2-3	L	9	--	at Vanderbilt	3-1	W	9									
4/4	ILLINOIS WESLEYAN	7-5	W	9	5/29	vs. East Carolina	12-6	W	9	NCAA District III Tournament (Gastonia, N.C.)													
4/5	ILLINOIS WESLEYAN	3-6	L	9	5/30	vs. Maryland	8-4	W	9	5/27	vs. Maryland	2-1	W	9									
4/7	at Ole Miss *	0-4	L	9	5/30	vs. Florida State	4-5	L	9	5/28	vs. Miami (Fla.)	7-3	W	9									
4/7	at Ole Miss *	1-2	L	9									5/29	vs. Georgia Tech	8-20	L	9						
4/8	at Ole Miss *	3-4	L	9									5/30	vs. Georgia Tech	5-2	W	9						
4/11	ALABAMA *	4-3	W	(12)									College World Series (Omaha, Neb.)										
4/11	ALABAMA *	4-1	W	9									6/11	vs. Tulsa	2-5	L	9						
4/12	ALABAMA *	2-1	W	(15)									6/12	vs. BYU	1-3	L	9						
4/18	LSU *	4-2	W	9																			
4/18	LSU *	4-6	L	9																			
4/19	LSU *	3-2	W	9																			
4/22	SOUTHERN MISS	7-4	W	9																			
4/23	SOUTHERN MISS	12-1	W	9																			
4/25	at Alabama *	0-4	L	9																			
4/25	at Alabama *	1-3	L	9																			
4/26	at Alabama *	6-2	W	9																			
4/28	at Arkansas State	5-1	W	9																			
4/29	at Arkansas State	3-0	W	9																			
5/2	at LSU *	3-0	W	9																			
5/2	at LSU *	3-5	L	9																			
5/3	at LSU *	10-4	W	9																			
5/9	OLE MISS *	2-0	W	9																			
5/10	OLE MISS *	11-5	W	9																			
5/10	OLE MISS *	10-3	W	9																			



ALL-TIME RESULTS

1972 24-16 (7-11 SEC)

Head Coach: Paul Gregory

3/11	GEORGIA STATE	9-1	W	9
3/11	GEORGIA STATE	11-0	W	9
3/14	at Memphis State	2-11	L	9
3/14	at Memphis State	1-4	L	9
3/16	ALBION COLLEGE	10-3	W	9
3/16	ALBION COLLEGE	5-2	W	9
3/17	CHRISTIAN BROTHERS	8-0	W	9
3/17	CHRISTIAN BROTHERS	1-0	W	9
3/21	at Southern Miss	4-0	W	9
3/21	at Southern Miss	0-1	L	9
3/25	WISCONSIN STATE	2-1	W	9
3/25	WISCONSIN STATE	4-2	W	9
3/27	NORTH PARK COLLEGE	9-5	W	9
3/27	NORTH PARK COLLEGE	4-2	W	9
3/28	ST. OLAF	6-0	W	9
3/28	ST. OLAF	13-0	W	9
3/31	at Alabama *	4-3	W	9
3/31	at Alabama *	1-7	L	9
4/1	at Alabama *	2-15	L	9
4/5	at Loyola	8-4	W	9
4/7	at LSU *	2-4	L	9
4/7	at LSU *	1-0	W	9
4/8	at LSU *	4-3	W	9
4/14	OLE MISS *	2-4	L	9
4/14	OLE MISS *	3-5	L	9
4/15	OLE MISS *	3-5	L	9
4/17	ATHENS STATE	5-3	W	9
4/21	LSU *	4-1	W	9
4/21	LSU *	3-4	L	9
4/22	LSU *	2-1	W	9
4/25	ARKANSAS STATE	0-1	L	9
4/25	ARKANSAS STATE	4-5	L	9
4/28	at Ole Miss *	1-2	L	9
4/28	at Ole Miss *	2-3	L	9
4/29	at Ole Miss *	2-3	L	9
5/1	at New Orleans	8-1	W	9
5/1	at New Orleans	4-3	W	9
5/5	ALABAMA *	8-1	W	9
5/5	ALABAMA *	2-0	W	9
5/6	ALABAMA *	0-3	L	9

1973 16-14-1 (5-9 SEC)

Head Coach: Paul Gregory

3/9	ULM	5-6	L	7
3/9	ULM	1-2	L	7
--	ATHENS STATE	2-1	W	7
--	ATHENS STATE	4-0	W	7
3/14	SOUTHERN MISS	6-4	W	7
3/14	SOUTHERN MISS	8-4	W	9
--	CLEMSON	2-1	W	7
--	CLEMSON	2-0	W	7
3/23	ALABAMA *	5-7	L	7
3/23	ALABAMA *	0-3	L	7
--	McMURRAY COLLEGE	11-0	W	7
--	McMURRAY COLLEGE	2-4	L	7
--	CHRISTIAN BROTHERS	8-0	W	7
--	CHRISTIAN BROTHERS	8-0	W	7
--	LSU *	1-0	W	9
--	LSU *	6-5	W	9
--	MEMPHIS	0-9	L	7
--	MEMPHIS	6-15	L	7
--	at Ole Miss *	0-2	L	7
--	at Ole Miss *	4-4	T	(8)
--	at Louisiana College	4-0	W	9
--	at Louisiana College	10-7	W	9
4/13	at LSU *	0-6	L	7
4/13	at LSU *	2-3	L	7
4/14	at LSU *	0-3	L	9
--	OLE MISS *	0-5	L	7
--	OLE MISS *	3-1	W	7
--	OLE MISS *	5-0	W	9
4/27	at Alabama *	0-4	L	9
4/28	at Alabama *	3-1	W	7
4/28	at Alabama *	3-5	L	7

1974 13-14 (8-9 SEC)

Head Coach: Paul Gregory

3/8	at Southern Miss	7-11	L	--
3/9	at Southern Miss	3-5	L	--
--	MIAMI (OHIO)	3-6	L	--
--	LOUISIANA COLLEGE	12-1	W	--
--	LOUISIANA COLLEGE	16-0	W	--
3/19	LIVINGSTON	2-3	L	--
3/19	LIVINGSTON	2-1	W	--
3/23	at Alabama *	1-0	W	--
3/23	at Alabama *	2-3	L	--
3/24	at Alabama *	2-5	L	--
3/29	at LSU *	3-1	W	--
3/29	at LSU *	2-6	L	--
3/30	at LSU *	1-3	L	--
4/5	OLE MISS *	6-3	W	--
4/5	OLE MISS *	2-3	L	--
4/6	OLE MISS *	2-5	L	--
4/9	at Memphis	3-0	W	--
4/9	at Memphis	0-1	L	--
4/12	LSU *	1-0	W	--
4/12	LSU *	3-2	W	--
4/15	ARKANSAS STATE	5-0	W	--
4/19	at Ole Miss *	2-4	L	--
4/19	at Ole Miss *	2-7	L	--
4/20	at Ole Miss *	8-3	W	--
4/26	ALABAMA *	0-1	L	--
4/27	ALABAMA *	3-1	W	--
--	ALABAMA *	6-1	W	--

1975 16-24 (6-16 SEC)

Head Coach: Jimmy Bragan

3/3	WESTERN ILLINOIS	5-4	W	9
3/3	WESTERN ILLINOIS	2-0	W	9
3/4	WESTERN ILLINOIS	4-1	W	9
--	VANDERBILT *	1-2	L	9
--	VANDERBILT *	1-0	W	9
--	IOWA	11-8	W	9
3/17	SOUTHERN MISS	1-3	L	9
3/21	AUBURN *	8-9	L	9
3/22	AUBURN *	1-3	L	9
3/22	AUBURN *	0-3	L	9
--	LIVINGSTON	6-5	W	9
--	LIVINGSTON	4-3	W	9
--	ST. OLAF	3-2	W	9
--	ST. OLAF	4-0	W	9
3/28	at Alabama *	1-4	L	9
3/28	at Alabama *	4-3	W	9
3/29	at Alabama *	7-0	W	9
3/29	at Alabama *	0-2	L	9
4/4	LSU *	0-11	L	7
4/4	LSU *	0-11	L	7
4/18	at LSU *	4-5	L	(10)
4/18	at LSU *	0-3	L	7
--	MEMPHIS	9-2	W	9
--	MEMPHIS	0-4	L	9
--	at Ole Miss *	3-4	L	9
--	at Ole Miss *	1-8	L	9
--	at Ole Miss *	1-3	L	9
--	at Ole Miss *	4-5	L	9
--	at LSU *	3-4	L	9
--	at LSU *	2-3	L	9
--	at LSU *	1-5	L	9
--	at LSU *	0-8	L	9
4/25	OLE MISS *	2-0	W	7
4/25	OLE MISS *	4-3	W	(8)
4/26	OLE MISS *	5-4	W	(8)
4/26	OLE MISS *	4-12	L	7
4/28	at Auburn *	4-5	L	9
4/28	at Auburn *	0-6	L	9
5/10	ALABAMA *	0-1	L	9
5/10	ALABAMA *	4-0	W	7

1976 28-17 (11-12 SEC)

Head Coach: Ron Polk

3/8	LOUISIANA TECH	1-2	L	9
3/8	LOUISIANA TECH	4-0	W	7
3/13	at Southern Miss	5-2	W	9
--	at Memphis	5-6	L	(8)
--	at Memphis	1-5	L	7
3/21	LIVINGSTON	4-3	W	7
3/21	LIVINGSTON	3-14	L	7
3/22	ARKANSAS STATE	2-1	W	(12)
3/22	ARKANSAS STATE	4-0	W	7
3/24	ST. OLAF	2-0	W	7
3/24	ST. OLAF	6-0	W	7
3/27	at Auburn *	6-1	W	7
3/27	at Auburn *	3-1	W	7
3/31	BIRMINGHAM-SOUTHERN	6-0	W	9
4/1	BIRMINGHAM-SOUTHERN	4-2	W	9
4/2	LSU *	2-1	W	7
4/2	LSU *	6-5	W	(13)
4/3	LSU *	10-9	W	9
4/5	SOUTH ALABAMA	4-0	W	9
4/6	SOUTH ALABAMA	2-1	W	9
4/8	at Alabama *	4-5	L	9
4/8	at Alabama *	4-5	L	9
4/10	at Alabama *	0-4	L	9
4/12	OLE MISS *	9-8	W	(11)
4/13	OLE MISS *	5-4	W	7
4/13	OLE MISS *	1-2	L	7
4/15	MISSISSIPPI COLLEGE	3-2	W	9
4/16	MISSISSIPPI COLLEGE	5-4	W	9
4/20	SOUTHERN MISS	4-0	W	7
4/20	SOUTHERN MISS	11-10	W	7
4/21	JACKSON STATE	5-3	W	9
4/21	JACKSON STATE	8-9	L	9
4/23	at LSU *	1-4	L	7
4/23	at LSU *	2-0	W	7
4/24	at LSU *	1-4	L	9
4/26	AUBURN *	0-7	L	9
4/27	AUBURN *	1-2	L	7
4/27	AUBURN *	1-3	L	7
4/30	WILLIAM CAREY	15-2	W	9
5/1	ALABAMA *	3-2	W	9
5/2	ALABAMA *	5-4	W	7
5/2	ALABAMA *	1-2	L	7
5/7	at Ole Miss *	4-2	W	7
5/7	at Ole Miss *	4-5	L	7
5/8	at Ole Miss *	5-9	L	9



ALL-TIME RESULTS

1977					33-15 (11-9 SEC)					1978					38-18 (13-8 SEC)					1979					48-12 (17-2 SEC)				
Head Coach: Ron Polk										Head Coach: Ron Polk										SEC Tournament Champion									
SEC Champion										SEC Champion										SEC Champion									
Head Coach: Ron Polk										Head Coach: Ron Polk										Head Coach: Ron Polk									
3/7	INDIANA STATE	13-5	W	9	3/4	at LSU *	2-1	W	(11)	2/27	MISSISSIPPI COLLEGE	5-0	W	9															
3/8	INDIANA STATE	10-2	W	9	3/5	at LSU *	2-5	L	7	2/28	LIVINGSTON	7-1	W	9															
3/12	at Ole Miss *	3-5	L	9	3/5	at LSU *	4-1	W	7	3/1	LIVINGSTON	15-8	W	9															
3/13	at Ole Miss *	10-3	W	7	3/11	OLE MISS *	6-8	L	9	3/4	at LSU *	3-1	W	7															
3/13	at Ole Miss *	4-5	L	7	3/12	OLE MISS *	10-3	W	7	3/4	at LSU *	1-2	L	9															
3/19	AUBURN *	3-0	W	7	3/12	OLE MISS *	8-4	W	7	3/6	ARKANSAS STATE	11-3	W	9															
3/19	AUBURN *	5-0	W	7	Played in Jackson, Miss.					3/7	ARKANSAS STATE	5-4	W	9															
3/20	AUBURN *	12-1	W	9	3/16	vs. Mississippi College	10-7	W	9	Played in Jackson, Miss.																			
3/21	OHIO STATE	7-5	W	9	3/16	vs. Mississippi College	25-3	W	9	3/8	vs. Jackson State	3-4	L	9															
3/22	OHIO STATE	13-0	W	9	3/18	at Auburn *	7-1	W	7	3/9	vs. Jackson State	3-0	W	9															
3/25	at Southern Miss	2-4	L	9	3/18	at Auburn *	6-2	W	7	3/11	ALABAMA *	5-1	W	7															
3/26	at Southern Miss	9-1	W	9	3/19	at Auburn *	8-11	L	9	3/11	ALABAMA *	6-1	W	7															
3/27	at South Alabama	4-9	L	9	3/20	INDIANA STATE	4-3	W	9	3/13	DELTA STATE	4-2	W	9															
3/30	ST. OLAF	11-2	W	7	3/21	INDIANA STATE	5-8	L	9	3/14	DELTA STATE	9-8	W	(10)															
3/30	ST. OLAF	14-0	W	9	3/22	MISSOURI BAPTIST	8-5	W	9	3/17	AUBURN *	13-5	W	7															
4/2	ALABAMA *	4-3	W	7	3/23	MISSOURI BAPTIST	11-1	W	9	3/17	AUBURN *	11-2	W	7															
4/2	ALABAMA *	9-4	W	7	3/24	ARIZONA	9-6	W	9	3/18	AUBURN *	15-8	W	9															
4/5	MISSISSIPPI COLLEGE	18-2	W	7	Played in Jackson, Miss.					3/21	MISSOURI BAPTIST	10-6	W	9															
4/5	MISSISSIPPI COLLEGE	13-7	W	9	3/25	vs. Arizona	2-5	L	9	3/22	MISSOURI BAPTIST	5-3	W	9															
4/6	at Louisiana Tech	6-5	W	9	3/26	vs. Arizona	4-3	W	9	3/23	at South Alabama	7-8	L	9															
4/7	at Louisiana Tech	2-7	L	9	4/1	at Alabama *	0-1	L	7	3/24	at South Alabama	12-1	W	9															
4/9	LSU *	8-11	L	7	4/1	at Alabama *	6-4	W	7	3/25	at Southern Miss	17-2	W	9															
4/9	LSU *	7-1	W	7	4/2	at Alabama *	6-4	W	9	3/26	at Southern Miss	9-8	W	9															
4/10	LSU *	7-1	W	9	4/4	at William Carey	9-8	W	9	3/27	ST. OLAF	23-4	W	9															
4/12	at Jackson State	7-8	L	9	4/4	at William Carey	19-1	W	9	3/28	ST. OLAF	14-1	W	7															
4/12	at Jackson State	14-2	W	9	4/5	at Delta State	12-3	W	7	3/31	OLE MISS *	4-1	W	7															
4/13	BIRMINGHAM-SOUTHERN	15-3	W	7	4/5	at Delta State	6-3	W	7	3/31	OLE MISS *	10-0	W	7															
4/13	BIRMINGHAM-SOUTHERN	7-4	W	9	4/8	LSU *	12-4	W	7	4/1	OLE MISS *	12-4	W	9															
4/16	OLE MISS *	3-5	L	7	4/8	LSU *	7-6	W	7	4/4	BIRMINGHAM-SOUTHERN	12-3	W	9															
4/16	OLE MISS *	3-1	W	7	4/9	LSU *	26-13	W	9	4/5	at Birmingham-Southern	11-1	W	9															
4/17	OLE MISS *	14-9	W	9	4/11	SOUTH ALABAMA	0-3	L	7	4/7	LSU *	5-0	W	7															
4/19	DELTA STATE	7-6	W	9	4/11	SOUTH ALABAMA	5-7	L	9	4/7	LSU *	5-2	W	7															
4/19	DELTA STATE	7-6	W	9	4/12	BIRMINGHAM-SOUTHERN	3-5	L	7	4/13	at Hawaii	5-6	L	9															
4/23	at Auburn *	0-3	L	(8)	4/12	BIRMINGHAM-SOUTHERN	10-2	W	7	4/14	at Hawaii	8-9	L	(8)															
4/24	at Auburn *	4-6	L	7	4/13	SOUTHERN MISS	7-3	W	9	4/14	at Hawaii	12-19	L	9															
4/24	at Auburn *	6-15	L	9	4/13	SOUTHERN MISS	9-5	W	9	4/15	at Hawaii	6-4	W	7															
4/26	at Arkansas State	5-1	W	7	4/15	at Ole Miss *	2-12	L	7	4/15	at Hawaii	7-6	W	9															
4/26	at Arkansas State	5-2	W	7	4/15	at Ole Miss *	4-5	L	7	4/17	at Hawaii	0-10	L	9															
4/28	MEMPHIS STATE	12-3	W	9	4/16	at Ole Miss *	4-8	L	9	4/21	at Auburn *	4-1	W	7															
4/28	MEMPHIS STATE	17-3	W	9	4/18	ARKANSAS STATE	18-10	W	7	4/21	at Auburn *	0-3	L	7															
4/30	WILLIAM CAREY	11-1	W	9	4/18	ARKANSAS STATE	7-4	W	7	4/22	at Auburn *	7-1	W	9															
4/30	WILLIAM CAREY	8-5	W	9	4/19	at Birmingham-Southern	17-12	W	(10)	4/25	at Alabama *	6-4	W	(10)															
5/7	at Alabama *	4-5	L	(10)	4/22	AUBURN *	4-2	W	7	4/25	at Alabama *	2-0	W	7															
5/7	at Alabama *	8-4	W	7	4/22	AUBURN *	12-3	W	7	4/26	MISSISSIPPI COLLEGE	6-1	W	9															
5/8	at Alabama *	2-3	L	(10)	4/23	AUBURN *	7-8	L	9	4/27	WILLIAM CAREY	6-10	L	9															
SEC Tournament (Oxford, Miss.)					4/25	JACKSON STATE	8-5	W	7	4/28	WILLIAM CAREY	3-2	W	9															
5/13	vs. Florida	1-3	L	9	4/25	JACKSON STATE	9-8	W	9	4/30	LOUISIANA TECH	2-0	W	9															
5/14	vs. Vanderbilt	15-2	W	9	4/29	at Memphis State	3-5	L	9	4/30	LOUISIANA TECH	14-8	W	9															
5/15	at Ole Miss	3-11	L	9	4/30	at Memphis State	8-4	W	9	5/6	at Ole Miss *	5-3	W	7															
					SEC Tournament (Gainesville, Fla.)					5/6	at Ole Miss *	5-1	W	7															
					5/12	at Florida	8-3	W	9	SEC Tournament (Starkville, Miss.)																			
					5/13	vs. Auburn	7-10	L	9	5/11	KENTUCKY	6-5	W	9															
					5/14	vs. Georgia	9-3	W	9	5/13	LSU	12-5	W	9															
					5/14	vs. Auburn	3-2	W	9	5/14	FLORIDA	12-11	W	9															
					5/15	vs. Auburn	5-8	L	9	NCAA South Regional (Starkville, Miss.)																			
					NCAA South Central Regional (Arlington, Texas)					5/18	NEW ORLEANS	11-13	L	9															
					5/19	vs. Baylor	0-3	L	9	5/19	TULANE	12-4	W	9															
					5/20	vs. Louisiana Tech	6-5	W	9	5/20	NEW ORLEANS	13-10	W	9															
					5/21	vs. Pan American	7-5	W	(11)	5/20	MURRAY STATE	8-6	W	9															
					5/22	vs. Baylor	3-6	L	9	5/21	MURRAY STATE	18-8	W	9															
										College World Series (Omaha, Neb.)																			
										6/2	vs. Cal State Fullerton	6-1	W	9															
										6/3	vs. Texas	2-8	L	9															
										6/4	vs. Pepperdine	4-5	L	(10)															

ALL-TIME RESULTS



1980				31-19 (10-11 SEC)			
<i>Head Coach: Ron Polk</i>							
2/26	MISSISSIPPI COLLEGE	7-2	W	9			
2/27	at Livingston	6-4	W	9			
3/4	KENTUCKY	4-9	L	7			
3/5	KENTUCKY	10-0	W	9			
3/8	at Auburn *	4-5	L	(13)			
3/9	at Auburn *	4-13	L	7			
3/9	at Auburn *	5-7	L	(11)			
3/13	at Tulane	9-2	W	7			
3/13	at Tulane	0-1	L	7			
3/15	ALABAMA *	13-12	W	7			
3/15	ALABAMA *	3-5	L	7			
3/16	ALABAMA *	5-7	L	9			
3/18	MISSOURI BAPTIST	7-0	W	9			
3/21	UNION	7-1	W	9			
3/21	UNION	11-0	W	7			
3/22	at William Carey	4-3	W	9			
3/22	at William Carey	7-4	W	9			
3/24	SOUTH ALABAMA	3-5	L	9			
3/24	SOUTH ALABAMA	3-2	W	(13)			
3/29	at Ole Miss *	1-0	W	7			
3/30	at Ole Miss *	4-6	L	7			
3/30	at Ole Miss *	5-0	W	7			
4/1	LIVINGSTON	3-2	W	9			
4/2	JACKSON STATE	4-5	L	9			
4/3	JACKSON STATE	12-3	W	9			
4/5	LSU *	2-5	L	7			
4/5	LSU *	0-2	L	7			
4/6	LSU *	9-7	W	9			
4/7	at Arkansas State	7-3	W	7			
4/7	at Arkansas State	3-0	W	7			
4/8	at Delta State	9-12	L	9			
4/9	at Delta State	9-1	W	9			
4/10	SOUTHERN MISS	4-2	W	9			
4/10	SOUTHERN MISS	9-1	W	9			
4/12	AUBURN *	2-1	W	7			
4/12	AUBURN *	2-3	L	7			
4/13	AUBURN *	4-1	W	9			
4/16	at Louisiana Tech	4-14	L	9			
4/16	at Louisiana Tech	1-5	L	9			
<i>Played in Jackson, Miss.</i>							
4/17	vs. Mississippi College	17-3	W	7			
4/19	at Alabama *	4-3	W	7			
4/19	at Alabama *	4-9	L	7			
4/20	at Alabama *	15-11	W	9			
<i>Mayor's Cup (Jackson, Miss.)</i>							
4/22	vs. Ole Miss	9-2	W	9			
<i>Played in Greenville, Miss.</i>							
4/23	vs. Arkansas	7-6	W	(11)			
4/26	BIRMINGHAM-SOUTHERN	3-2	W	(11)			
4/27	BIRMINGHAM-SOUTHERN	3-6	L	9			
5/3	OLE MISS *	3-1	W	7			
5/3	OLE MISS *	4-8	L	7			
5/4	OLE MISS *	3-1	W	9			
1981				46-17 (17-6 SEC)			
<i>Head Coach: Ron Polk</i>							
2/25	LIVINGSTON	15-1	W	9			
2/28	LSU *	15-1	W	7			
2/28	LSU *	5-2	W	7			
3/3	LOUISIANA TECH	10-2	W	9			
3/5	LOUISIANA TECH	8-7	W	9			
3/6	AUBURN *	7-8	L	7			
3/6	AUBURN *	3-4	L	7			
3/7	AUBURN *	8-3	W	9			
3/10	at Arizona	11-9	W	9			
3/11	at Arizona	16-12	W	9			
3/12	at Grand Canyon	9-1	W	9			
3/12	at Grand Canyon	10-7	W	9			
<i>Played in Las Vegas, Nev.</i>							
3/14	vs. Oklahoma State	9-20	L	9			
3/15	at UNLV	23-17	W	9			
3/15	at UNLV	4-3	W	7			
3/19	at Livingston	21-20	W	9			
3/21	at Alabama *	5-3	W	7			
3/21	at Alabama *	1-2	L	(5)			
3/22	at Alabama *	4-8	L	9			
<i>Mayor's Cup (Jackson, Miss.)</i>							
3/24	vs. Ole Miss	4-3	W	9			
3/27	at Southern Miss	5-4	W	9			
3/28	at Southern Miss	6-2	W	9			
3/30	at South Alabama	3-5	L	9			
3/31	at South Alabama	4-7	L	9			
4/3	MISSISSIPPI COLLEGE	14-1	W	9			
4/4	OLE MISS *	12-4	W	9			
4/5	OLE MISS *	7-1	W	7			
4/5	OLE MISS *	8-3	W	7			
4/7	TULANE	12-5	W	9			
4/7	TULANE	12-4	W	9			
4/9	at Mississippi College	2-5	L	9			
4/11	at Auburn *	4-6	L	7			
4/11	at Auburn *	3-2	W	7			
4/12	at Auburn *	12-6	W	9			
4/14	DELTA STATE	1-4	L	9			
4/15	DELTA STATE	8-3	W	9			
4/18	at LSU *	11-1	W	7			
4/18	at LSU *	7-2	W	7			
4/19	at LSU *	12-4	W	9			
4/21	WILLIAM CAREY	11-3	W	9			
4/22	WILLIAM CAREY	17-5	W	9			
4/25	ALABAMA *	4-4	W	7			
4/25	ALABAMA *	5-3	W	7			
4/26	ALABAMA *	13-5	W	9			
4/27	ARKANSAS STATE	3-0	W	9			
4/28	ARKANSAS STATE	24-3	W	7			
<i>Played in Greenville, Miss.</i>							
4/29	vs. Arkansas	11-6	W	9			
4/30	at Jackson State	6-4	W	9			
5/1	at Jackson State	10-11	L	9			
5/2	at Birmingham-Southern	4-5	L	9			
5/3	at Birmingham-Southern	11-7	W	9			
5/10	at Ole Miss *	12-6	W	7			
5/10	at Ole Miss *	7-4	W	7			
5/11	at Ole Miss *	4-7	L	9			
<i>SEC Tournament (Starkville, Miss.)</i>							
5/15	KENTUCKY	3-2	W	9			
5/16	FLORIDA	3-8	L	9			
6/17	KENTUCKY	2-3	L	9			
<i>NCAA Atlantic Regional (Clemson, S.C.)</i>							
5/22	vs. East Tennessee State	7-6	W	9			
5/23	vs. Wichita State	5-1	W	9			
5/24	vs. East Tennessee State	6-5	W	9			
<i>College World Series (Omaha, Neb.)</i>							
5/30	vs. Michigan	4-0	W	9			
6/2	vs. Arizona State	3-4	L	9			
6/4	vs. South Carolina	5-6	L	9			
1982				28-23 (11-13 SEC)			
<i>Head Coach: Ron Polk</i>							
2/28	BIRMINGHAM-SOUTHERN	8-4	W	9			
3/1	BIRMINGHAM-SOUTHERN	6-2	W	9			
3/2	LIVINGSTON	12-7	W	9			
3/8	SOUTH ALABAMA	1-5	L	9			
3/9	SOUTH ALABAMA	3-8	L	9			
3/10	at UAB	2-10	L	9			
3/11	at UAB	16-17	L	9			
3/13	LSU *	16-3	W	7			
3/13	LSU *	0-3	L	7			
3/14	LSU *	2-6	L	9			
3/15	at William Carey	7-3	W	9			
3/16	at William Carey	4-6	L	9			
<i>Mayor's Cup (Jackson, Miss.)</i>							
3/18	vs. Ole Miss	5-8	L	9			
3/20	at Auburn *	5-6	L	(8)			
3/20	at Auburn *	4-7	L	7			
3/21	at Auburn *	3-4	L	(6)			
3/23	at Arkansas State	7-8	L	9			
3/24	at Arkansas State	13-7	W	9			
3/26	at Mississippi College	10-8	W	9			
3/27	at Ole Miss *	6-9	L	7			
3/27	at Ole Miss *	3-0	W	7			
3/28	at Ole Miss *	2-7	L	9			
3/30	at Louisiana Tech	12-5	W	9			
3/31	at Louisiana Tech	9-6	W	9			
4/1	MISSISSIPPI COLLEGE	16-2	W	9			
4/3	ALABAMA *	10-2	W	7			
4/3	ALABAMA *	6-4	W	7			
4/4	ALABAMA *	5-6	L	9			
4/5	JACKSON STATE	13-3	W	9			
4/7	JACKSON STATE	6-2	W	7			
4/8	at Livingston	5-2	W	9			
4/9	at New Orleans	0-5	L	7			
4/9	at New Orleans	2-5	L	7			
4/11	WEST FLORIDA	17-2	W	9			
4/12	WEST FLORIDA	24-9	W	9			
<i>Played in Greenville, Miss.</i>							
4/13	vs. Delta State	4-9	L	9			
4/14	SOUTHERN MISS	15-3	W	9			
4/15	SOUTHERN MISS	10-1	W	9			
4/17	at LSU *	2-1	W	7			
4/17	at LSU *	0-2	L	7			
4/18	at LSU *	6-4	W	9			
4/24	AUBURN *	9-2	W	7			
4/24	AUBURN *	6-0	W	(5)			
4/25	AUBURN *	10-0	W	9			
<i>Played in Greenville, Miss.</i>							
4/28	vs. Arkansas	8-7	W	9			
5/1	OLE MISS *	1-0	W	7			
5/1	OLE MISS *	5-9	L	(8)			
5/2	OLE MISS *	4-11	L	9			
5/9	at Alabama *	15-0	W	7			
5/9	at Alabama *	2-16	L	7			
5/10	at Alabama *	6-12	L	9			



ALL-TIME RESULTS

1983					42-15 (17-5 SEC)					1984					45-16 (18-5 SEC)					1985					50-15 (16-8 SEC)				
Head Coach: Ron Polk										Head Coach: Ron Polk										SEC Tournament Champion SEC Champion Head Coach: Ron Polk									
2/25	MISSISSIPPI COLLEGE	8-12	L	9	2/25	MISSISSIPPI COLLEGE	10-3	W	9	2/23	MISSISSIPPI COLLEGE	9-1	W	9															
2/26	EAST TENNESSEE STATE	6-1	W	9	2/26	LIVINGSTON	7-8	L	9	2/24	WILLIAM CAREY	10-0	W	9															
2/28	LIVINGSTON	13-0	W	9	3/3	at Ole Miss *	0-2	L	7	2/26	LIVINGSTON	26-4	W	9															
3/2	at South Alabama	12-14	L	9	3/3	at Ole Miss *	5-4	W	7	2/27	at South Alabama	4-1	W	9															
3/3	at South Alabama	8-5	W	9	3/4	at Ole Miss *	3-2	W	9	2/28	at South Alabama	2-1	W	9															
3/6	ALABAMA *	18-6	W	7	3/9	at Arkansas State	5-1	W	7	3/2	SOUTHEASTERN LOUISIANA	3-2	W	(10)															
3/6	ALABAMA *	6-5	W	7	3/9	at Arkansas State	7-8	L	9	3/3	SOUTHEASTERN LOUISIANA	4-2	W	9															
3/9	at Birmingham-Southern	12-5	W	9	3/11	BIRMINGHAM-SOUTHERN	7-2	W	9	3/6	UNION	19-2	W	9															
3/12	at LSU *	10-4	W	7	3/11	BIRMINGHAM-SOUTHERN	11-5	W	7	3/9	AUBURN *	4-1	W	7															
3/12	at LSU *	2-7	L	7	3/14	at Southeastern Louisiana	10-2	W	9	3/9	AUBURN *	3-2	W	7															
3/13	at LSU *	13-6	W	9	Played in Hammond, La.					3/10	AUBURN *	14-0	W	9															
3/15	at Livingston	10-2	W	9	3/15	vs. St. Francis (Ill.)	4-14	L	9	3/13	at Birmingham-Southern	10-2	W	9															
3/16	at West Florida	3-6	L	7	3/17	AUBURN *	6-0	W	9	3/14	at Birmingham-Southern	18-9	W	9															
3/19	AUBURN *	8-0	W	7	3/18	AUBURN *	6-1	W	7	3/16	at LSU *	7-0	W	7															
3/19	AUBURN *	5-1	W	7	3/18	AUBURN *	14-1	W	7	3/16	at LSU *	6-9	L	7															
3/20	AUBURN *	7-2	W	9	3/20	ST. OLAF	11-2	W	9	3/17	at LSU *	4-7	L	9															
3/22	at Delta State	6-9	L	9	3/21	DELTA STATE	16-3	W	9	3/19	NEW ORLEANS	4-10	L	9															
3/23	at Delta State	11-6	W	9	3/22	DELTA STATE	17-11	W	9	3/20	NEW ORLEANS	7-6	W	9															
Mayor's Cup (Jackson, Miss.)					Played in Meridian, Miss.					3/22					at Livingston	5-0	W	9											
3/24	vs. Ole Miss	9-1	W	9	3/23	vs. Livingston	14-1	W	7	3/23	ALABAMA *	4-7	L	7															
3/27	vs. Jackson State	15-9	W	9	3/24	at LSU *	4-2	W	7	3/24	ALABAMA *	17-10	W	7															
3/27	vs. Jackson State	12-1	W	7	3/24	at LSU *	6-11	L	7	3/24	ALABAMA *	11-5	W	7															
3/28	NEW ORLEANS	12-2	W	9	3/25	at LSU *	10-4	W	9	3/26	at Delta State	6-4	W	9															
3/28	NEW ORLEANS	8-4	W	9	3/27	at New Orleans	13-20	L	7	3/28	at Delta State	14-8	W	7															
3/31	at Mississippi College	6-0	W	9	3/28	at New Orleans	15-13	W	9	3/30	at Ole Miss *	4-0	W	9															
4/2	OLE MISS *	27-10	W	9	Mayor's Cup (Jackson, Miss.)					3/30	at Ole Miss *	10-2	W	9															
4/3	OLE MISS *	4-8	L	7	3/29	vs. Ole Miss	3-4	L	9	3/31	at Ole Miss *	7-12	L	9															
4/3	OLE MISS *	7-6	W	7	3/31	ALABAMA *	8-1	W	7	4/2	ARKANSAS STATE	13-4	W	9															
4/9	at Alabama *	13-10	W	7	3/31	ALABAMA *	5-2	W	(12)	4/2	ARKANSAS STATE	12-5	W	9															
4/9	at Alabama *	12-10	W	7	4/1	ALABAMA *	10-3	W	9	4/5	at Hawaii-Hilo	7-2	W	9															
4/10	at Alabama *	9-12	L	9	4/4	at UAB	8-4	W	(10)	4/6	at Hawaii-Hilo	2-0	W	9															
4/12	at Southern Miss	9-6	W	9	4/7	OLE MISS *	6-5	W	7	4/6	at Hawaii-Hilo	7-1	W	7															
4/13	at Southern Miss	17-12	W	9	4/7	OLE MISS *	3-2	W	7	4/9	at Hawaii	8-1	W	9															
4/16	LSU *	2-5	L	7	4/8	OLE MISS *	3-6	L	9	4/10	at Hawaii	3-4	L	9															
4/16	LSU *	10-1	W	7	4/9	SOUTH ALABAMA	5-2	W	9	4/13	at Auburn *	2-3	L	7															
4/17	LSU *	16-8	W	9	4/9	SOUTH ALABAMA	11-4	W	9	4/13	at Auburn *	1-3	L	(8)															
4/18	UAB	11-8	W	9	4/10	at William Carey	9-5	W	9	4/14	at Auburn *	1-8	L	9															
4/19	WILLIAM CAREY	3-2	W	9	4/11	at William Carey	2-4	L	9	Played in Jackson, Miss.																			
4/20	WILLIAM CAREY	5-6	L	9	4/14	SOUTHERN MISS	10-5	W	9	4/16	vs. Mississippi College	5-7	L	9															
4/21	ARKANSAS STATE	7-5	W	9	4/15	SOUTHERN MISS	8-5	W	9	4/17	JACKSON STATE	9-3	W	9															
4/24	at Auburn *	8-5	W	7	4/16	JACKSON STATE	19-8	W	7	4/18	JACKSON STATE	18-7	W	9															
4/24	at Auburn *	19-8	W	7	4/16	JACKSON STATE	12-1	W	9	4/20	LSU *	6-1	W	7															
Played in Greenville, Miss.					4/17	at Mississippi College	20-2	W	9	4/20	LSU *	6-5	W	7															
4/26	vs. Arkansas	9-2	W	9	4/20	at Louisiana Tech	4-2	W	7	4/21	LSU *	7-4	W	9															
Played in Helena, Ark.					4/20	at Louisiana Tech	13-2	W	7	Mayor's Cup (Jackson, Miss.)																			
4/27	vs. Arkansas	3-5	L	9	4/21	at Auburn *	5-2	W	7	4/23	vs. Ole Miss	5-2	W	9															
4/30	LOUISIANA TECH	8-0	W	9	4/21	at Auburn *	12-4	W	7	4/25	at Southern Miss	11-4	W	7															
5/1	LOUISIANA TECH	15-4	W	9	Played in Greenville, Miss.					4/25	at Southern Miss	3-0	W	7															
5/8	at Ole Miss *	4-3	W	7	4/24	vs. Arkansas	9-8	W	9	4/27	at Alabama *	5-6	L	(10)															
5/8	at Ole Miss *	6-7	L	(8)	4/25	vs. Arkansas	9-10	L	(10)	4/27	at Alabama *	14-4	W	7															
5/9	at Ole Miss *	17-4	W	9	4/28	LSU *	5-1	W	9	4/28	at Alabama *	6-4	W	9															
SEC Tournament (Starkville, Miss.)					4/29	LSU *	8-6	W	7	Played in Greenville, Miss.																			
5/13	TENNESSEE	11-20	L	9	4/29	LSU *	3-0	W	7	4/30	vs. Arkansas	16-2	W	(5)															
5/14	FLORIDA	5-3	W	9	5/6	at Alabama *	8-2	W	9	Played in Little Rock, Ark.																			
5/16	TENNESSEE	9-4	W	9	5/7	at Alabama *	3-4	L	7	5/1	vs. Arkansas	1-13	L	9															
5/16	ALABAMA	9-10	L	9	5/7	at Alabama *	3-10	L	7	5/4	OLE MISS *	6-5	W	7															
NCAA Central Regional (Austin, Texas)					SEC Tournament (Gainesville, Fla.)					5/4	OLE MISS *	4-1	W	7															
5/26	vs. Tulane	4-2	W	9	5/11	vs. Tennessee	11-13	L	9	5/5	OLE MISS *	4-3	W	9															
5/27	at Texas	6-2	W	9	5/12	vs. Alabama	8-4	W	(10)	SEC Tournament (Baton Rouge, La.)																			
5/28	vs. Pan American	7-5	W	9	5/13	vs. Tennessee	3-8	L	9	5/10	vs. Florida	8-3	W	9															
5/29	at Texas	0-7	L	9	NCAA South II Regional (Starkville, Miss.)					5/11	vs. Georgia	2-0	W	9															
5/29	at Texas	3-12	L	9	5/24	SOUTH CAROLINA	1-4	L	9	5/12	vs. Georgia	8-3	W	9															
					5/25	NEW ORLEANS	11-4	W	9	NCAA South I Regional (Starkville, Miss.)																			
					5/26	EASTERN KENTUCKY	13-8	W	9	5/24	WEST VIRGINIA	10-1	W	9															
					5/27	SOUTH CAROLINA	18-9	W	9	5/25	NEW ORLEANS	8-4	W	9															
					5/27	NEW ORLEANS	3-6	L	9	5/26	MICHIGAN	6-14	L	9															
										5/27	MICHIGAN	19-8	W	9															
										College World Series (Omaha, Neb.)																			
										5/31	vs. Oklahoma State	12-3	W	9															
										6/3	vs. Arkansas	5-4	W	9															
										6/7	vs. Texas	7-12	L	9															
										6/8	vs. Miami (Fla.)	5-6	L	9															

ALL-TIME RESULTS



1986					34-21 (12-15 SEC)					1987					39-22 (13-13 SEC)					1988					44-20 (17-10 SEC)				
Head Coach: Ron Polk										SEC Tournament Champion										Head Coach: Ron Polk									
SEC Champion										SEC Champion																			
Head Coach: Ron Polk										Head Coach: Ron Polk																			
2/22	MISSISSIPPI COLLEGE	3-0	W	9						3/1	BIRMINGHAM-SOUTHERN	4-1	W	9						2/28	MISSISSIPPI COLLEGE	21-1	W	9					
2/23	LIVINGSTON	13-4	W	9						3/4	JACKSON STATE	9-0	W	9						3/1	SOUTH ALABAMA	12-3	W	9					
2/24	UNION	3-7	L	9						3/5	LIVINGSTON	9-8	W	9						3/2	SOUTH ALABAMA	0-2	L	9					
2/26	SOUTH ALABAMA	8-7	W	9						3/7	at Georgia *	6-4	W	9						3/3	CUMBERLAND	27-12	W	9					
2/27	SOUTH ALABAMA	7-6	W	9						3/7	at Georgia *	0-5	L	7						3/5	at Ole Miss *	1-2	L	9					
3/1	GEORGIA *	2-3	L	(8)						3/7	at Georgia *	13-7	W	9						3/5	at Ole Miss *	6-2	W	9					
3/1	GEORGIA *	13-2	W	9						--	at South Alabama	8-7	W	9						3/6	at Ole Miss *	6-1	W	9					
3/2	GEORGIA *	7-14	L	9						3/11	at South Alabama	12-1	W	(10)						3/7	LIVINGSTON	6-2	W	9					
3/7	KANSAS STATE	10-1	W	9						3/14	CUMBERLAND	22-12	W	9						3/9	LOUISIANA TECH	17-4	W	9					
3/8	at New Orleans	2-11	L	9						3/15	MISSISSIPPI COLLEGE	7-0	W	9						3/10	LOUISIANA TECH	10-0	W	9					
3/9	at New Orleans	5-15	L	9						3/17	TEXAS A&M	6-0	W	9						3/12	GEORGIA *	25-7	W	9					
3/11	at Texas A&M	17-9	W	9						3/18	TEXAS A&M	2-3	L	9						3/13	GEORGIA *	8-1	W	9					
3/12	at Texas A&M	11-9	W	9						3/19	ILLINOIS	4-8	L	7						3/13	GEORGIA *	13-0	W	9					
3/15	at Auburn *	6-7	L	7						3/21	AUBURN *	3-9	L	7						3/15	at New Orleans	2-6	L	9					
3/15	at Auburn *	7-5	W	7						3/21	AUBURN *	8-10	L	(15)						3/16	at New Orleans	13-8	W	9					
3/16	at Auburn *	1-7	L	9						3/22	AUBURN *	9-7	W	9						3/19	MEMPHIS	1-10	L	9					
3/18	LIVINGSTON	9-3	W	9						3/22	AUBURN *	20-14	W	9						3/20	MEMPHIS	8-5	W	9					
3/22	VANDERBILT *	9-2	W	7						3/24	at William Carey	4-5	L	9						3/23	at Delta State	7-1	W	9					
3/22	VANDERBILT *	1-4	L	(9)						3/25	at William Carey	5-7	L	7						3/24	at Delta State	8-9	L	9					
3/23	VANDERBILT *	4-8	L	9						Played in Jackson, Miss.				3/26	at Auburn *	2-3	L	9											
3/25	QUINCY COLLEGE	22-0	W	9						3/26	vs. Jackson State	9-3	W	9						3/26	at Auburn *	11-3	W	9					
3/26	QUINCY COLLEGE	16-0	W	9						3/28	at Vanderbilt *	9-3	W	7						3/27	at Auburn *	5-1	W	9					
3/29	at Ole Miss *	0-3	L	7						3/28	at Vanderbilt *	13-14	L	9						4/2	VANDERBILT *	4-0	W	9					
3/29	at Ole Miss *	3-12	L	7						3/29	at Vanderbilt *	0-7	L	7						4/3	VANDERBILT *	8-7	W	(8)					
3/30	at Ole Miss *	3-2	W	9						4/1	NEW ORLEANS	1-0	W	7						4/3	VANDERBILT *	9-18	L	9					
4/1	LOUISIANA TECH	5-3	W	(10)						4/1	NEW ORLEANS	2-1	W	(10)						4/5	WILLIAM CAREY	13-5	W	9					
4/2	LOUISIANA TECH	7-8	L	9						4/3	BIRMINGHAM-SOUTHERN	11-5	W	9						4/6	WILLIAM CAREY	16-4	W	9					
4/3	NORTH ALABAMA	7-0	W	9						4/4	OLE MISS *	8-0	W	9						4/6	NORTH ALABAMA	19-8	W	9					
4/5	at Tennessee *	8-5	W	7						4/5	OLE MISS *	6-5	W	(12)						4/7	JACKSON STATE	13-3	W	9					
4/5	at Tennessee *	4-9	L	7						4/6	OLE MISS *	9-3	W	9						4/9	at Tennessee *	8-5	W	9					
4/6	at Tennessee *	6-1	W	9						Played in Jackson, Miss.				4/9	at Tennessee *	6-9	L	(10)											
4/9	DELTA STATE	6-4	W	9						4/7	vs. Mississippi College	2-1	W	9						4/10	at Tennessee *	10-2	W	9					
4/10	DELTA STATE	12-1	W	9						4/8	NORTH ALABAMA	10-1	W	(6)						4/12	MISSISSIPPI COLLEGE	13-14	L	(11)					
4/12	LSU *	0-4	L	7						4/10	LIVINGSTON	5-4	W	7						4/13	SOUTHERN MISS	14-9	W	9					
4/12	LSU *	0-4	L	7						4/11	TENNESSEE *	4-3	W	7						4/14	SOUTHERN MISS	5-4	W	(11)					
4/13	LSU *	6-5	W	9						4/11	TENNESSEE *	9-5	W	9						Played in Jackson, Miss.									
4/15	WILLIAM CAREY	6-4	W	9						4/12	TENNESSEE *	15-0	W	9						4/15	vs. Southern Miss	6-0	W	9					
4/16	WILLIAM CAREY	8-2	W	9						4/14	MISSISSIPPI COLLEGE	5-4	W	(10)						4/16	LSU *	4-3	W	9					
Mayor's Cup (Jackson, Miss.)										4/15	DELTA STATE	16-10	W	9						4/16	LSU *	2-4	L	9					
4/17	vs. Ole Miss	8-5	W	9						4/16	DELTA STATE	5-4	W	7						4/17	LSU *	1-0	W	9					
4/19	at Florida *	9-3	W	7						4/18	at LSU *	4-6	L	7						4/19	at Mississippi College	2-3	L	9					
4/19	at Florida *	5-1	W	7						4/18	at LSU *	5-6	L	9						4/20	UAB	5-2	W	9					
4/20	at Florida *	5-9	L	9						4/19	at LSU *	8-12	L	9						4/21	UAB	9-4	W	9					
4/22	SOUTHERN MISS	5-12	L	9						4/21	at Louisiana Tech	17-13	W	9						4/23	at Florida *	5-6	L	9					
4/23	SOUTHERN MISS	7-3	W	9						4/22	at Louisiana Tech	4-6	L	9						4/23	at Florida *	1-5	L	9					
4/24	BIRMINGHAM-SOUTHERN	4-3	W	9						Mayor's Cup (Jackson, Miss.)				4/24	at Florida *	8-13	L	9											
4/24	BIRMINGHAM-SOUTHERN	4-15	L	9						4/23	vs. Ole Miss	11-7	W	9						4/26	BIRMINGHAM-SOUTHERN	16-1	W	9					
4/26	KENTUCKY *	3-6	L	(9)						Played in Jackson, Miss.				4/27	LIVINGSTON	8-3	W	9											
4/26	KENTUCKY *	10-2	W	9						4/24	vs. Southern Miss	6-11	L	(12)						Mayor's Cup (Jackson, Miss.)									
4/27	KENTUCKY *	13-6	W	9						4/25	FLORIDA *	7-4	W	7						4/28	vs. Ole Miss	7-4	W	9					
4/28	at Mississippi College	12-2	W	9						4/26	FLORIDA *	2-8	L	9						Played in Jackson, Miss.									
4/29	JACKSON STATE	8-6	W	7						4/28	at Southern Miss	2-5	L	9						4/29	vs. Jackson State	32-2	W	7					
4/29	JACKSON STATE	4-1	W	7						4/29	at Southern Miss	7-8	L	9						4/30	KENTUCKY *	4-10	L	9					
5/3	at Alabama *	5-7	L	7						5/2	at Kentucky *	1-2	L	7						4/30	KENTUCKY *	8-6	W	9					
5/3	at Alabama *	2-4	L	7						5/2	at Kentucky *	7-10	L	7						5/1	KENTUCKY *	10-7	W	9					
5/4	at Alabama *	8-5	W	9						5/3	at Kentucky *	3-5	L	9						5/7	at Alabama *	7-6	W	9					
										5/9	ALABAMA *	10-3	W	7						5/7	at Alabama *	3-6	L	9					
										5/9	ALABAMA *	4-1	W	7						5/8	at Alabama *	5-2	W	9					
										5/10	ALABAMA *	7-2	W	9						SEC Tournament (Starkville, Miss.)									
										SEC Tournament (Athens, Ga.)				5/12	AUBURN	10-7	W	9											
										5/14	at Georgia	6-5	W	9						5/13	KENTUCKY	6-5	W	9					
										5/15	vs. Florida	5-4	W	9						5/14	GEORGIA	4-2	W	9					
										5/16	vs. Auburn	4-3	W	9						5/15	FLORIDA	1-3	L	9					
										5/17	vs. LSU	13-3	W	9						5/15	FLORIDA	3-5	L	9					
										NCAA Mid-east Regional (Starkville, Miss.)				5/21	NORTH CAROLINA STATE	10-6	W	9											
										5/21	NORTH CAROLINA STATE	4-7	L	9						5/28	WESTERN CAROLINA	7-4	W	(11)					
										5/22	TEXAS A&M	1-8	L	9						5/28	CAL STATE FULLERTON	1-5	L	9					
										5/23	WESTERN CAROLINA									5/28	MIDDLE TENNESSEE STATE	12-4	W	9					
																			5/29	CAL STATE FULLERTON	3-5	L	(12)						



ALL-TIME RESULTS

1989	54-14 (20-5 SEC)	1990	50-21 (17-9 SEC)	1991	42-21 (12-9 SEC)
SEC Champion		SEC Tournament Co-Champions		Head Coach: Ron Polk	
<i>Head Coach: Ron Polk</i>		<i>Head Coach: Ron Polk</i>		<i>ABCA Hall of Fame Tournament (Baton Rouge, La.)</i>	
2/25 BIRMINGHAM-SOUTHERN	16-3 W 9	2/16 vs. LSU	6-7 L 9	2/9 at LSU	4-6 L 9
2/26 MISSISSIPPI COLLEGE	9-0 W 9	2/17 at New Orleans	2-3 L 9	2/10 vs. Georgia	14-3 W 9
3/1 at South Alabama	10-6 W 9	2/18 at Tulane	7-4 W 9	2/24 BIRMINGHAM-SOUTHERN	5-0 W 9
3/4 OLE MISS *	7-8 L 9	2/24 BIRMINGHAM-SOUTHERN	7-0 W 9	2/27 JACKSON STATE	13-1 W 9
3/7 at Louisiana Tech	7-14 L 9	2/25 JACKSON STATE	4-1 W 9	3/2 at South Alabama	9-3 W 9
3/7 at Louisiana Tech	9-1 W 9	2/27 SOUTH ALABAMA	3-7 L 9	3/3 at South Alabama	10-5 W 9
3/9 LIVINGSTON	11-7 W 9	2/28 SOUTH ALABAMA	3-2 W 9	3/6 at Louisiana Tech	3-7 L 9
3/11 at Georgia *	3-1 W (12)	3/3 MEMPHIS	9-1 W 9	3/7 at Louisiana Tech	4-5 L (10)
3/11 at Georgia *	13-1 W 9	3/4 MEMPHIS	2-4 L 9	3/9 AUBURN-MONTGOMERY	9-4 W 9
3/12 at Georgia *	13-7 W 9	3/9 LOUISIANA TECH	10-0 W 9	3/10 AUBURN-MONTGOMERY	8-3 W 9
3/14 JACKSON STATE	16-11 W 9	3/10 at William Carey	4-0 W 9	3/13 LOUISIANA-LAFAYETTE	6-4 W 9
3/15 GEORGE WASHINGTON	15-0 W 9	3/11 at William Carey	13-3 W 9	3/13 LOUISIANA-LAFAYETTE	1-8 L 9
3/18 at Hawaii-Hilo	2-3 L 9	3/13 ILLINOIS STATE	9-8 W 9	3/17 at LSU *	2-4 L 9
3/19 at Hawaii-Hilo	14-2 W 9	3/14 ILLINOIS STATE	12-4 W 9	3/17 at LSU *	5-6 L (8)
3/20 at Hawaii	8-6 W 9	3/17 LSU *	5-6 L 9	<i>Mayor's Cup (Jackson, Miss.)</i>	
3/21 at Hawaii	10-4 W 9	3/17 LSU *	2-1 W 9	3/19 vs. Ole Miss	4-5 L (10)
3/22 at Hawaii	7-10 L 9	3/18 LSU *	10-9 W (13)	3/20 LIVINGSTON	6-7 L 9
3/25 AUBURN *	7-0 W 9	3/20 at New Orleans	5-4 W (10)	3/21 MISSISSIPPI COLLEGE	10-4 W 9
3/25 AUBURN *	13-3 W 9	3/21 at New Orleans	1-5 L 9	3/23 ALABAMA *	8-1 W 9
3/26 AUBURN *	11-5 W 9	3/24 at Alabama *	4-7 L 9	3/23 ALABAMA *	2-0 W 9
3/27 LINCOLN MEMORIAL	9-0 W 9	3/24 at Alabama *	4-2 W 9	3/24 ALABAMA *	11-14 L 9
<i>Mayor's Cup (Jackson, Miss.)</i>		3/25 at Alabama *	10-6 W 9	3/26 SOUTHWEST MISSOURI STATE	10-2 W 9
3/28 vs. Ole Miss	3-4 L (12)	3/31 KENTUCKY *	3-0 W 9	3/27 at Memphis	5-4 W (13)
3/30 at Memphis	10-3 W 9	3/31 KENTUCKY *	9-2 W 9	3/28 at Memphis	10-2 W 9
4/1 at Vanderbilt *	19-4 W 9	4/1 KENTUCKY *	8-0 W 9	3/30 at Kentucky *	9-21 L 9
4/1 at Vanderbilt *	8-5 W (8)	<i>Mayor's Cup (Jackson, Miss.)</i>		3/30 at Kentucky *	1-4 L 9
4/2 at Vanderbilt *	10-8 W 9	4/3 vs. Ole Miss	4-1 W 9	3/31 at Kentucky *	4-3 W 9
4/4 NEW ORLEANS	11-2 W 9	4/4 SOUTHERN MISS	2-4 L 9	4/2 NEW ORLEANS	8-6 W 9
4/4 NEW ORLEANS	7-1 W 9	4/5 SOUTHERN MISS	10-5 W 9	4/3 NEW ORLEANS	10-4 W 9
4/8 TENNESSEE *	14-8 W 9	4/7 at Auburn *	5-15 L 9	4/4 at Mississippi College	23-0 W 9
4/9 TENNESSEE *	5-0 W 9	4/7 at Auburn *	13-0 W 9	4/5 SAMFORD	5-4 W 9
4/9 TENNESSEE *	5-1 W 9	4/8 at Auburn *	4-8 L 9	4/6 AUBURN *	2-1 W 9
-- at Mississippi College	19-8 W 9	<i>Played in Jackson, Miss.</i>		4/6 AUBURN *	5-4 W 9
4/12 at Southern Miss	12-5 W 9	4/10 vs. Jackson State	9-4 W 9	4/7 AUBURN *	9-7 W 9
4/13 at Southern Miss	5-8 L 9	4/11 DELTA STATE	15-14 W (12)	4/9 BELHAVEN	13-2 W 9
4/15 at LSU *	4-3 W 9	4/11 DELTA STATE	24-2 W 9	4/10 at Delta State	6-3 W 9
4/15 at LSU *	4-3 W (8)	4/13 at Florida *	9-10 L (10)	4/13 FLORIDA *	1-5 L 9
4/16 at LSU *	9-19 L 9	4/14 at Florida *	18-4 W 9	4/13 FLORIDA *	1-3 L 9
4/17 LIVINGSTON	17-1 W 9	4/14 at Florida *	7-2 W 9	4/16 WILLIAM CAREY	3-2 W 9
4/18 DELTA STATE	2-1 W 9	4/18 ULM	5-3 W 9	4/17 WILLIAM CAREY	4-6 L (11)
4/19 DELTA STATE	4-1 W 9	4/18 ULM	5-3 W 9	4/18 MISSISSIPPI COLLEGE	20-4 W 9
4/19 BELHAVEN	7-0 W 9	4/19 NORTH ALABAMA	3-10 L 9	4/20 at Vanderbilt *	8-3 W 9
<i>Played in Jackson, Miss.</i>		4/21 VANDERBILT *	2-4 L 9	4/20 at Vanderbilt *	8-3 W 9
4/20 vs. Southern Miss	5-4 W (10)	4/21 VANDERBILT *	8-6 W 9	4/21 at Vanderbilt *	7-2 W 9
4/22 FLORIDA *	4-3 W 9	4/22 VANDERBILT *	12-4 W 9	4/23 at Jackson State	15-1 W 9
4/22 FLORIDA *	5-4 W 9	4/24 at Mississippi College	8-5 W 9	4/24 SOUTHERN MISS	1-7 L 9
4/23 FLORIDA *	14-3 W 9	4/25 at Southern Miss	5-8 L 9	4/25 NORTH ALABAMA	6-2 W 9
4/25 WILLIAM CAREY	15-9 W 9	4/26 MISSISSIPPI COLLEGE	24-3 W 9	4/28 at Georgia *	4-6 L 9
4/26 WILLIAM CAREY	12-1 W 9	4/26 MISSISSIPPI COLLEGE	12-1 W 9	4/28 at Georgia *	6-0 W 9
<i>Played in Jackson, Miss.</i>		4/28 GEORGIA *	0-9 L 9	4/30 at Southern Miss	3-2 W 9
-- vs. Jackson State	9-4 W 9	4/28 GEORGIA *	1-12 L 9	5/1 at Southern Miss	2-1 W 9
4/29 at Kentucky *	3-6 L 9	4/29 GEORGIA *	22-6 W 9	5/4 TENNESSEE *	4-5 L 9
4/29 at Kentucky *	12-8 W 9	4/30 LIVINGSTON	7-4 W 9	5/4 TENNESSEE *	6-2 W 9
4/30 at Kentucky *	28-16 W 9	5/1 BELHAVEN	5-0 W 9	5/11 OLE MISS *	5-3 W 9
5/2 MISSISSIPPI COLLEGE	18-1 W 9	5/5 at Tennessee *	13-3 W 9	5/13 NORTHWESTERN STATE	8-6 W 9
5/6 ALABAMA *	8-15 L 9	5/5 at Tennessee *	9-0 W 9	5/13 NORTHWESTERN STATE	10-4 W 7
5/6 ALABAMA *	4-3 W (8)	5/6 at Tennessee *	2-6 L 9	<i>SEC Tournament (Baton Rouge, La.)</i>	
5/7 ALABAMA *	4-5 L (15)	5/13 at Ole Miss *	17-0 W 9	5/16 vs. Alabama	15-10 W 9
<i>SEC Tournament (Gainesville, Fla.)</i>		5/13 at Ole Miss *	9-0 W 9	5/18 at LSU	2-8 L 7
5/11 vs. Auburn	3-5 L 9	<i>SEC Tournament (Hoover, Ala.)</i>		5/18 vs. Auburn	1-0 W 7
5/12 vs. Alabama	11-10 W 9	5/17 vs. Auburn	16-2 W 9	5/19 at LSU	4-9 L 7
5/13 vs. Georgia	6-15 L 9	5/18 vs. LSU	8-17 L 9	<i>NCAA Northeast Regional (Orono, Maine)</i>	
5/17 JACKSON STATE	5-3 W 9	5/19 vs. Florida	8-2 W 9	5/23 vs. Towson	10-4 W 9
<i>Played in Jackson, Miss.</i>		5/19 vs. Vanderbilt	17-9 W 9	5/24 at Maine	6-5 W 9
5/19 vs. Eastern Kentucky	15-4 W 9	5/20 vs. LSU	3-1 W 9	5/25 vs. Clemson	9-10 L 9
5/20 EASTERN KENTUCKY	8-4 W 9	<i>NCAA South II Regional (Starkville, Miss.)</i>		5/25 at Maine	5-8 L 9
5/21 EASTERN KENTUCKY	6-2 W 9	5/24 BYU	16-5 W 9		
<i>NCAA South Regional (Starkville, Miss.)</i>		5/25 ILLINOIS	5-3 W 9		
5/25 WESTERN CAROLINA	8-0 W 9	5/26 FLORIDA STATE	11-8 W 9		
5/26 NICHOLLS STATE	11-2 W 9	5/27 FLORIDA STATE	9-11 L 9		
5/27 NORTH CAROLINA	1-2 L 9	5/28 FLORIDA STATE	4-3 W 9		
5/27 INDIANA STATE	11-2 W 9	<i>NCAA College World Series (Omaha, Neb.)</i>			
5/28 NORTH CAROLINA	6-0 W 9	6/1 vs. Georgia	0-3 L 9		
5/28 NORTH CAROLINA	1-7 L 9	6/3 vs. Georgia Southern	15-1 W 9		
		6/5 vs. Stanford	1-6 L 9		

ALL-TIME RESULTS



1992 40-22 (15-9 SEC)

Head Coach: Ron Polk

Oscar Meyer Classic (Minneapolis, Minn.)

2/28	vs. Texas A&M	0-5	L	(11)
2/29	at Minnesota	8-4	W	9
3/1	vs. Florida State	1-5	L	9
3/3	BELHAVEN	4-5	L	9
3/4	WILLIAM CAREY	8-1	W	9
3/5	WILLIAM CAREY	2-7	L	9
3/7	SAMFORD	18-6	W	9
3/10	NORTHERN ILLINOIS	4-0	W	9
3/11	MISSISSIPPI COLLEGE	15-0	W	9
3/13	at UAB	8-1	W	9
3/14	at UAB	5-0	W	9
3/16	SOUTH ALABAMA	7-3	W	9
3/17	SOUTH ALABAMA	2-11	L	9
3/19	LIVINGSTON	7-6	W	9
3/21	at Tennessee *	9-0	W	9
3/21	at Tennessee *	2-3	L	9
3/22	at Tennessee *	2-7	L	9
3/24	MISSISSIPPI COLLEGE	5-7	L	9
3/25	LOUISIANA TECH	1-9	L	9
3/26	LOUISIANA TECH	7-5	W	9
3/28	GEORGIA *	5-4	W	(10)
3/28	GEORGIA *	6-8	L	9
3/29	GEORGIA *	1-10	L	9

Mayor's Cup (Jackson, Miss.)

3/31	vs. Ole Miss	4-3	W	(10)
------	--------------	-----	---	------

Played in Jackson, Miss.

4/1	vs. Jackson State	4-8	L	9
4/2	BIRMINGHAM-SOUTHERN	4-1	W	9
4/4	VANDERBILT *	11-5	W	9
4/4	VANDERBILT *	10-6	W	9
4/5	VANDERBILT *	2-1	W	(14)
4/7	at Mississippi College	3-0	W	9
4/8	JACKSON STATE	8-5	W	9
4/8	DELTA STATE	7-4	W	9
4/9	DELTA STATE	8-2	W	9
4/11	at Alabama *	10-11	L	(14)
4/12	at Alabama *	8-6	W	9
4/12	at Alabama *	15-2	W	9
4/14	NORTH ALABAMA	2-3	L	9
4/15	MEMPHIS STATE	15-5	W	9
4/16	MEMPHIS STATE	7-6	W	(10)
4/18	at Auburn *	5-6	L	(10)
4/18	at Auburn *	4-1	W	9
4/19	at Auburn *	8-3	W	9
4/21	at Southern Miss	3-0	W	9
4/22	at New Orleans	10-6	W	9
4/25	ARKANSAS *	2-0	W	9
4/25	ARKANSAS *	3-2	W	9
4/26	ARKANSAS *	7-6	W	9
4/28	SOUTHERN MISS	4-3	W	9
4/29	SOUTHERN MISS	8-3	W	9
5/2	OLE MISS *	4-3	W	9
5/2	OLE MISS *	3-0	W	9
5/3	OLE MISS *	5-3	W	9
5/9	at LSU *	3-8	L	9
5/9	at LSU *	3-5	L	9
5/10	at LSU *	3-5	L	9

SEC Tournament (New Orleans, La.)

5/13	vs. Georgia	4-6	L	9
5/14	vs. Auburn	4-1	W	9
5/15	vs. Georgia	3-6	L	9

NCAA Mideast Regional (Starkville, Miss.)

5/21	NICHOLLS STATE	1-0	W	(11)
5/22	OKLAHOMA	9-6	W	9
5/23	OKLAHOMA	6-10	L	9
5/24	UCLA	2-3	L	9

1993 41-21 (17-12 SEC)

Head Coach: Ron Polk

Winn-Dixie Showdown (New Orleans, La.)

2/26	vs. LSU	7-4	W	9
2/27	vs. Tulane	5-1	W	9
2/28	vs. New Orleans	9-3	W	9
3/3	ALCORN STATE	21-5	W	9
3/6	UAB	4-6	L	9
3/7	UAB	19-7	W	9
3/9	at Louisiana Tech	6-5	W	9
3/10	at Louisiana Tech	18-8	W	9
3/17	MISSISSIPPI COLLEGE	9-4	W	9
3/18	SAMFORD	12-0	W	9
3/19	at William Carey	6-4	W	9
3/23	DELTA STATE	5-1	W	9
3/24	DELTA STATE	8-3	W	9
3/25	BELHAVEN	14-1	W	9
3/27	TENNESSEE *	3-2	W	9
3/27	TENNESSEE *	6-2	W	9
3/28	TENNESSEE *	6-4	W	9

Mayor's Cup (Jackson, Miss.)

3/31	vs. Ole Miss	5-6	L	9
4/1	at Jackson State	8-1	W	9
4/3	at Georgia *	4-5	L	9
4/3	at Georgia *	3-4	L	9
4/4	at Georgia *	5-10	L	9
4/6	NEW ORLEANS	0-3	L	9
4/7	NEW ORLEANS	7-6	W	9
4/8	BIRMINGHAM-SOUTHERN	8-3	W	9
4/10	at Vanderbilt *	9-4	W	9
4/10	at Vanderbilt *	8-10	L	(9)
4/11	at Vanderbilt *	8-7	W	9
4/13	MISSISSIPPI COLLEGE	3-2	W	(11)
4/15	at Memphis	4-8	L	9
4/17	ALABAMA *	7-4	W	9
4/17	ALABAMA *	2-0	W	9
4/18	ALABAMA *	9-3	W	9

Played in Jackson, Miss.

4/20	vs. Mississippi College	6-0	W	9
4/21	SOUTHERN MISS	14-11	W	9
4/22	LIVINGSTON	9-5	W	9
4/24	AUBURN *	4-2	W	9
4/24	AUBURN *	1-6	L	9
4/25	AUBURN *	1-12	L	9
4/27	at Southern Miss	2-3	L	9
4/28	at Southern Miss	4-5	L	9
4/29	WILLIAM CAREY	5-3	W	9
5/1	at Arkansas *	5-3	W	9
5/1	at Arkansas *	6-4	W	9
5/2	at Arkansas *	3-8	L	9
5/4	JACKSON STATE	9-3	W	9
5/5	NORTH ALABAMA	1-0	W	9
5/8	at Ole Miss *	10-2	W	9
5/8	at Ole Miss *	4-5	L	9
5/9	at Ole Miss *	7-0	W	9
5/13	at South Alabama	6-7	L	9
5/13	at South Alabama	8-6	W	9
5/15	LSU *	4-3	W	9
5/15	LSU *	2-3	L	(8)
5/16	LSU *	7-13	L	9

SEC West Tournament (Baton Rouge, La.)

5/20	vs. Arkansas	2-5	L	9
5/21	at LSU	5-3	W	9
5/22	vs. Ole Miss	3-2	W	9
5/23	vs. Auburn	13-10	W	(10)
5/23	at LSU	3-7	L	9

NCAA East Regional (Tallahassee, Fla.)

5/27	vs. Notre Dame	1-15	L	9
5/28	vs. Long Beach State	1-2	L	9

1994 36-23 (15-12 SEC)

Head Coach: Ron Polk

2/26	BELHAVEN	13-0	W	9
2/27	MISSISSIPPI VALLEY STATE	14-0	W	9
3/3	MISSISSIPPI COLLEGE	14-9	W	9
3/5	MEMPHIS	4-10	L	9
3/6	MEMPHIS	3-5	L	9
3/10	SOUTH ALABAMA	3-2	W	9
3/11	at William Carey	9-3	W	9
3/12	at William Carey	19-1	W	9
3/13	ULM	8-1	W	9
3/13	ULM	3-2	W	7
3/14	at Delta State	5-12	L	9
3/15	at Delta State	1-2	L	9
3/16	LOUISVILLE	4-0	W	9
3/17	at Jackson State	17-9	W	9
3/19	UAB	3-6	L	9
3/20	UAB	3-7	L	9
3/22	at New Orleans	1-3	L	9
3/23	at New Orleans	11-10	W	9
3/25	FLORIDA *	3-5	L	9
3/27	FLORIDA *	5-6	L	9
3/29	BIRMINGHAM-SOUTHERN	1-6	L	9

Mayor's Cup (Jackson, Miss.)

3/30	vs. Ole Miss	5-3	W	9
4/1	at Kentucky *	4-3	W	9
4/2	at Kentucky *	13-12	W	9
4/3	at Kentucky *	16-13	W	9
4/6	LOUISIANA TECH	1-10	L	9
4/6	LOUISIANA TECH	5-1	W	7
4/8	SOUTH CAROLINA *	0-5	L	9
4/9	SOUTH CAROLINA *	6-4	W	9
4/10	SOUTH CAROLINA *	2-7	L	9
4/12	JACKSON STATE	10-8	W	9
4/13	NORTH ALABAMA	8-6	W	9
4/14	at Mississippi College	13-8	W	9
4/16	at Alabama *	4-3	W	9
4/16	at Alabama *	9-7	W	9
4/17	at Alabama *	12-8	W	9
4/19	SOUTH ALABAMA	4-18	L	9
4/20	MISSISSIPPI COLLEGE	13-4	W	9
4/21	LIVINGSTON	8-5	W	9
4/22	at Auburn *	4-1	W	(10)
4/23	at Auburn *	5-19	L	9
4/24	at Auburn *	2-4	L	9
4/26	SOUTHERN MISS	4-2	W	9
4/27	SOUTHERN MISS	2-4	L	(11)
4/29	ARKANSAS *	10-9	W	9
4/30	ARKANSAS *	1-12	L	9
5/1	ARKANSAS *	4-14	L	9
5/4	SAMFORD	10-9	W	9
5/6	OLE MISS *	2-1	W	9
5/7	OLE MISS *	17-8	W	9
5/8	OLE MISS *	4-5	L	9
5/12	at Southern Miss	3-0	W	9
5/13	at LSU *	0-3	L	9
5/14	at LSU *	7-4	W	9
5/15	at LSU *	9-1	W	9

SEC West Tournament (Oxford, Miss.)

5/19	at Ole Miss	4-1	W	9
5/20	vs. Auburn	1-2	L	9
5/21	at Ole Miss	10-2	W	9
5/21	vs. Auburn	5-9	L	9



ALL-TIME RESULTS

1995				34-25 (11-16 SEC)				1996				38-24 (17-13 SEC)				1997				47-21 (19-11 SEC)			
Head Coach: Ron Polk								Head Coach: Ron Polk								Head Coach: Ron Polk							
2/25	MINNESOTA	19-1	W	9				Winn-Dixie Showdown (New Orleans, La.)								2/21	SAMFORD	15-5	W	9			
2/26	MINNESOTA	6-2	W	9				2/23	vs. New Orleans			12-13	L	(10)		2/22	at South Alabama	4-5	L	9			
3/1	MISSISSIPPI VALLEY STATE	8-3	W	9				2/24	vs. Tulane			3-10	L	9		2/23	at South Alabama	1-6	L	9			
3/2	BELHAVEN	10-3	W	9				2/25	vs. LSU			4-8	L	9		2/25	SOUTHEAST MISSOURI STATE	13-3	W	9			
3/4	at South Alabama	5-4	W	9				2/27	MEMPHIS			2-3	L	9		2/26	SOUTHEAST MISSOURI STATE	10-4	W	9			
3/5	at South Alabama	7-5	W	(12)				2/28	MEMPHIS			6-3	W	9		2/27	DELTA STATE	11-4	W	9			
3/8	UAB	13-4	W	9				3/1	ALCORN STATE			15-3	W	9		3/4	JACKSON STATE	20-0	W	9			
3/9	at Memphis	11-7	W	7				3/2	JACKSONVILLE STATE			21-2	W	9		3/4	JACKSON STATE	19-1	W	9			
3/9	at Memphis	7-5	W	7				3/3	JACKSONVILLE STATE			3-2	W	(10)		3/5	ALCORN STATE	16-1	W	9			
3/11	WINTHROP	10-6	W	9				3/4	JACKSON STATE			5-1	W	9		3/7	FLORIDA *	2-4	L	9			
3/12	WINTHROP	0-3	L	9				3/5	DUQUESNE			15-5	W	(8)		3/8	FLORIDA *	2-14	L	9			
3/14	NICHOLLS STATE	10-2	W	9				3/6	DUQUESNE			8-4	W	9		3/9	FLORIDA *	10-15	L	9			
3/16	at ULM	1-9	L	9				3/9	at Florida *			0-10	L	9		3/11	at Memphis	14-6	W	9			
3/17	at ULM	5-0	W	9				3/9	at Florida *			7-4	W	9		3/12	at Memphis	5-4	W	9			
3/18	WILLIAM CAREY	3-8	L	9				3/10	at Florida *			6-10	L	9		3/14	at Kentucky *	6-5	W	9			
3/18	WILLIAM CAREY	12-1	W	7				3/12	at New Orleans			12-4	W	9		3/15	at Kentucky *	14-4	W	9			
3/20	MILLSAPS	27-6	W	9				3/13	at New Orleans			3-4	L	9		3/16	at Kentucky *	10-14	L	9			
3/21	ALCORN STATE	17-3	W	9				3/15	KENTUCKY *			9-5	W	9		3/19	ULM	8-5	W	9			
3/22	at Jackson State	11-1	W	9				3/16	KENTUCKY *			18-11	W	9		3/19	ULM	7-1	W	7			
3/24	at Florida *	0-2	L	9				3/17	KENTUCKY *			7-5	W	9		3/20	WILLIAM CAREY	12-4	W	9			
3/25	at Florida *	1-2	L	9				3/22	at South Carolina *			2-5	L	9		3/21	SOUTH CAROLINA *	6-3	W	9			
3/26	at Florida *	2-10	L	9				3/23	at South Carolina *			17-5	W	9		3/22	SOUTH CAROLINA *	5-8	L	(10)			
3/28	JACKSON STATE	9-4	W	9				3/24	at South Carolina *			5-6	L	(14)		3/23	SOUTH CAROLINA *	11-8	W	9			
Mayor's Cup (Jackson, Miss.)								3/29	GEORGIA *			4-3	W	9		Mayor's Cup (Jackson, Miss.)							
3/29	vs. Ole Miss	4-5	L	9				3/30	GEORGIA *			5-4	W	9		3/26	vs. Ole Miss	7-3	W	9			
3/31	KENTUCKY *	3-5	L	(10)				3/31	GEORGIA *			5-2	W	9		3/28	at Georgia *	19-8	W	9			
4/1	KENTUCKY *	7-5	W	9				4/2	at UAB			10-5	W	9		3/29	at Georgia *	14-9	W	9			
4/2	KENTUCKY *	13-7	W	9				4/3	at UAB			7-1	W	9		3/30	at Georgia *	3-2	W	9			
4/3	SAMFORD	18-3	W	9				4/5	VANDERBILT *			8-4	W	9		3/31	at Jackson State	4-2	W	(12)			
4/5	at Louisiana Tech	7-4	W	7				4/6	VANDERBILT *			4-6	L	9		4/1	at UAB	3-5	L	9			
4/5	at Louisiana Tech	2-4	L	7				4/7	VANDERBILT *			9-3	W	9		4/2	at UAB	3-15	L	9			
4/7	at South Carolina *	1-6	L	9				4/8	SAMFORD			10-1	W	9		4/4	at Vanderbilt *	15-5	W	9			
4/8	at South Carolina *	3-2	W	9				4/9	LOUISIANA TECH			5-2	W	9		4/6	at Vanderbilt *	25-13	W	7			
4/9	at South Carolina *	3-7	L	9				4/10	LOUISIANA TECH			6-5	W	9		4/7	at Vanderbilt *	6-7	L	7			
4/12	NEW ORLEANS	2-3	L	(10)				4/12	at Alabama *			1-3	L	9		4/8	NEW ORLEANS	4-2	W	9			
4/12	NEW ORLEANS	1-5	L	7				4/13	at Alabama *			4-5	L	9		4/9	NEW ORLEANS	5-2	W	9			
4/14	ALABAMA *	4-8	L	9				4/14	at Alabama *			5-1	W	9		4/12	LSU *	9-6	W	9			
4/15	ALABAMA *	1-0	W	9				4/15	at Jackson State			11-5	W	9		4/12	LSU *	12-20	L	9			
4/16	ALABAMA *	3-2	W	9				4/16	SOUTH ALABAMA			9-13	L	9		4/13	LSU *	4-1	W	9			
4/18	SAMFORD	15-0	W	9				4/17	SOUTH ALABAMA			8-3	W	9		4/16	BELHAVEN	15-10	W	9			
4/19	MISSISSIPPI COLLEGE	12-0	W	9				4/19	at Auburn *			8-0	W	9		4/17	MISSISSIPPI VALLEY STATE	25-3	W	9			
4/21	AUBURN *	1-5	L	9				4/20	at Auburn *			10-3	W	9		4/18	ALABAMA *	11-10	W	(11)			
4/22	AUBURN *	6-3	W	9				4/21	at Auburn *			1-3	L	9		4/19	ALABAMA *	9-7	W	9			
4/23	AUBURN *	2-4	L	9				4/23	SOUTHERN MISS			5-1	W	9		4/20	ALABAMA *	3-6	L	9			
4/25	at Southern Miss	8-9	L	9				4/24	SOUTHERN MISS			5-4	W	9		4/22	SOUTHERN MISS	16-12	W	9			
4/26	at Southern Miss	3-4	L	(10)				4/26	ARKANSAS *			8-6	W	9		4/23	SOUTHERN MISS	4-2	W	9			
4/28	at Arkansas *	1-16	L	9				4/27	ARKANSAS *			2-6	L	9		4/25	at Ole Miss *	21-6	W	9			
4/29	at Arkansas *	9-10	L	9				4/28	ARKANSAS *			10-6	W	9		4/26	at Ole Miss *	5-2	W	9			
4/30	at Arkansas *	7-12	L	9				Mayor's Cup (Jackson, Miss.)								4/27	at Ole Miss *	6-4	W	9			
5/2	SOUTHERN MISS	14-6	W	9				4/29	vs. Ole Miss			8-4	W	9		4/29	at Southern Miss	4-9	L	9			
5/3	SOUTHERN MISS	9-0	W	9				4/30	at Southern Miss			2-6	L	9		4/30	at Southern Miss	20-2	W	9			
5/5	at Ole Miss *	11-3	W	9				5/1	at Southern Miss			4-1	W	9		5/3	AUBURN *	4-12	L	9			
5/6	at Ole Miss *	2-1	W	9				5/3	OLE MISS *			7-8	L	9		5/3	AUBURN *	4-6	L	9			
5/7	at Ole Miss *	0-9	L	9				5/4	OLE MISS *			2-3	L	(10)		5/4	AUBURN *	8-6	W	9			
5/12	LSU *	6-3	W	9				5/5	OLE MISS *			9-6	W	9		5/9	at Arkansas *	5-8	L	9			
5/13	LSU *	12-10	W	9				5/10	at LSU *			7-8	L	(10)		5/10	at Arkansas *	13-5	W	9			
5/14	LSU *	4-6	L	9				5/11	at LSU *			9-17	L	9		5/11	at Arkansas *	17-10	W	9			
SEC West Tournament (Starkville, Miss.)								5/12	at LSU *			11-10	W	9		SEC Tournament (Columbus, Ga.)							
5/18	AUBURN	1-0	W	9				SEC Tournament (Hoover, Ala.)								5/14	vs. South Carolina	12-9	W	9			
5/19	LSU	6-14	L	9				5/15	vs. Vanderbilt			8-5	W	9		5/15	vs. Alabama	3-16	L	9			
5/20	ALABAMA	3-6	L	9				5/16	vs. Florida			5-6	L	(10)		5/16	vs. Auburn	4-5	L	9			
								5/17	vs. Kentucky			1-4	L	9		NCAA Mideast Regional (Starkville, Miss.)							
								NCAA West Regional (Palo Alto, Calif.)								5/22	OHIO STATE	8-5	W	9			
								5/23	vs. UC Santa Barbara			6-2	W	9		5/23	WASHINGTON	4-5	L	9			
								5/24	at Stanford			6-8	L	9		5/24	TENNESSEE TECH	25-5	W	9			
								5/25	vs. Cal State Northridge			19-20	L	9		5/25	GEORGIA TECH	10-2	W	9			
																5/25	WASHINGTON	7-5	W	9			
																5/26	WASHINGTON	4-3	W	9			
																College World Series (Omaha, Neb.)							
																5/31	vs. Alabama	2-3	L	9			
																6/2	vs. UCLA	7-5	W	9			
																6/3	vs. Alabama	5-9	L	9			

ALL-TIME RESULTS



1998				42-23 (14-15 SEC)			
Head Coach: Pat McMahon							
2/17	SOUTH ALABAMA	13-14	L (12)				
2/18	SOUTH ALABAMA	11-6	W 9				
2/19	JACKSON STATE	19-3	W (6 1/2)				
2/21	LOUISIANA TECH	10-4	W 9				
2/23	MISSISSIPPI VALLEY STATE	27-1	W (7)				
2/24	ALCORN STATE	18-4	W (8)				
2/25	JACKSON STATE	18-0	W (8)				
<i>Winn-Dixie Showdown (New Orleans, La.)</i>							
2/27	vs. LSU	11-3	W 9				
2/28	vs. New Orleans	8-10	L 9				
3/1	vs. Tulane	4-1	W 9				
3/3	MEMPHIS	8-7	W (10)				
3/4	MEMPHIS	9-1	W 9				
3/6	TENNESSEE *	15-7	W 9				
3/8	TENNESSEE *	4-22	L (7)				
3/8	TENNESSEE *	2-4	L (7)				
3/10	at ULM	4-3	W 9				
3/11	at ULM	4-3	W (11)				
3/13	at Florida *	8-14	L 9				
3/14	at Florida *	5-6	L 9				
3/15	at Florida *	5-6	L 9				
3/18	WILLIAM CAREY	4-2	W 9				
3/20	OLE MISS *	2-1	W 9				
3/21	OLE MISS *	5-7	L 9				
3/22	OLE MISS *	9-3	W 9				
3/25	SAMFORD	16-3	W 9				
3/27	at Alabama *	10-12	L (10)				
3/28	at Alabama *	2-4	L 9				
3/29	at Alabama *	13-7	W 9				
<i>Mayor's Cup (Jackson, Miss.)</i>							
4/1	vs. Ole Miss	6-2	W 9				
4/3	at LSU *	5-8	L 9				
4/4	at LSU *	8-3	W 9				
4/5	at LSU *	5-11	L 9				
4/7	NEW ORLEANS	8-6	W 9				
4/8	NEW ORLEANS	7-6	W (10)				
4/10	KENTUCKY *	3-2	W 9				
4/11	KENTUCKY *	2-3	L 9				
4/12	KENTUCKY *	9-12	L 9				
4/14	UAB	10-1	W 9				
4/15	UAB	9-5	W 9				
4/17	at Auburn *	13-4	W 9				
4/18	at Auburn *	8-0	W 9				
4/21	at Southern Miss	1-6	L 9				
4/22	at Southern Miss	4-3	W 9				
4/24	GEORGIA *	5-4	W 9				
4/25	GEORGIA *	9-5	W 9				
4/26	GEORGIA *	7-1	W 9				
4/28	SOUTHERN MISS	11-0	W 9				
5/1	at South Carolina *	16-0	W 9				
5/2	at South Carolina *	10-4	W 9				
5/3	at South Carolina *	2-6	L (7)				
5/8	ARKANSAS *	10-14	L (10)				
5/9	ARKANSAS *	17-3	W 9				
5/10	ARKANSAS *	3-8	L 9				
<i>SEC Tournament (Hoover, Ala.)</i>							
5/13	vs. South Carolina	9-8	W 9				
5/14	vs. Arkansas	3-10	L 9				
5/15	vs. LSU	7-5	W 9				
5/16	vs. Arkansas	3-7	L 9				
<i>NCAA Central Regional (College Station, Texas)</i>							
5/21	vs. Washington	7-6	W 9				
5/22	at Texas A&M	3-4	L 9				
5/23	vs. Rice	15-14	W 9				
5/23	at Texas A&M	10-9	W 9				
5/24	at Texas A&M	11-5	W 9				
<i>College World Series (Omaha, Neb.)</i>							
5/30	vs. Florida	14-13	W 9				
6/1	vs. LSU	8-10	L 9				
6/2	vs. USC	1-7	L 9				
1999				42-21 (15-14 SEC)			
Head Coach: Pat McMahon							
2/13	UNC CHARLOTTE	24-1	W 9				
2/14	UNC CHARLOTTE	8-1	W 9				
2/16	JACKSON STATE	8-0	W 9				
2/19	USF	5-6	L 9				
2/20	USF	8-2	W 9				
2/21	USF	18-2	W 9				
2/24	MISSISSIPPI VALLEY STATE	29-0	W 9				
2/26	ARKANSAS-LITTLE ROCK	8-4	W 9				
2/27	ARKANSAS-LITTLE ROCK	22-0	W 9				
2/28	ARKANSAS-LITTLE ROCK	27-4	W 9				
3/2	at South Alabama	10-7	W 9				
3/3	at South Alabama	9-7	W 9				
3/6	SIENA	10-7	W 9				
3/7	SIENA	7-3	W 9				
3/9	at New Orleans	11-7	W 9				
3/10	at New Orleans	8-5	W 9				
3/12	at Georgia *	5-1	W 9				
3/13	at Georgia *	1-4	L 9				
3/16	ALCORN STATE	21-1	W 9				
3/19	SOUTH CAROLINA *	13-0	W 9				
3/20	SOUTH CAROLINA *	3-4	L 9				
3/21	SOUTH CAROLINA *	7-6	W 9				
3/23	SAMFORD	11-1	W 9				
3/26	at Kentucky *	6-12	L 9				
3/27	at Kentucky *	10-5	W 9				
3/28	at Kentucky *	11-6	W 9				
<i>Mayor's Cup (Jackson, Miss.)</i>							
3/31	vs. Ole Miss	6-10	L 9				
4/2	AUBURN *	13-3	W 9				
4/3	AUBURN *	16-2	W 9				
4/4	AUBURN *	2-8	L 9				
4/6	ULM	13-6	W 9				
4/7	ULM	18-1	W 9				
4/9	ALABAMA *	4-6	L 9				
4/10	ALABAMA *	5-4	W 9				
4/11	ALABAMA *	10-9	W 9				
4/13	at Jackson State	11-2	W 9				
4/16	at Tennessee *	4-6	L 9				
4/17	at Tennessee *	9-2	W 9				
4/18	at Tennessee *	13-10	W 9				
4/20	at UAB	15-1	W 9				
4/21	at UAB	6-8	L 9				
4/23	LSU *	8-10	L 9				
4/24	LSU *	7-1	W 9				
4/25	LSU *	2-3	L 9				
4/27	SOUTHERN MISS	11-3	W 9				
4/28	SOUTHERN MISS	9-2	W 9				
4/30	at Arkansas *	4-6	L 9				
5/1	at Arkansas *	4-7	L 9				
5/2	at Arkansas *	5-7	L 9				
5/7	FLORIDA *	9-0	W 9				
5/8	FLORIDA *	4-6	L 9				
5/9	FLORIDA *	15-8	W 9				
5/14	at Ole Miss *	1-2	L 9				
5/15	at Ole Miss *	4-5	L 9				
5/16	at Ole Miss *	9-6	W 9				
<i>SEC Tournament (Hoover, Ala.)</i>							
5/19	vs. South Carolina	7-5	W (10)				
5/20	vs. Alabama	3-4	L 9				
5/21	vs. Ole Miss	2-0	W 9				
5/22	vs. Alabama	11-12	L 9				
<i>NCAA Columbus Regional (Columbus, Ohio)</i>							
5/28	vs. Nebraska	18-14	W 9				
5/29	at Ohio State	3-6	L 9				
5/29	vs. Nebraska	13-7	W 9				
5/30	at Ohio State	7-10	L 9				
2000				41-20 (17-10 SEC)			
Head Coach: Pat McMahon							
<i>Coca-Cola Classic (Mobile, Ala.)</i>							
2/19	vs. UAB	17-1	W 9				
2/20	vs. Mercer	6-4	W 9				
2/22	SOUTHEASTERN LOUISIANA	5-2	W 9				
2/23	SOUTHEASTERN LOUISIANA	9-2	W 9				
2/25	ARKANSAS-LITTLE ROCK	6-2	W 9				
2/26	ARKANSAS-LITTLE ROCK	9-4	W 9				
2/27	ARKANSAS-LITTLE ROCK	8-7	W (11)				
2/29	at Jackson State	11-0	W 9				
3/1	JACKSON STATE	23-0	W 9				
<i>Kia Baseball Bash (Fullerton, Calif.)</i>							
3/1	at Cal State Fullerton	9-14	L 9				
3/4	vs. USC	1-7	L (5)				
<i>Played in Millington, Tenn.</i>							
3/7	at Memphis	14-2	W 9				
3/8	at Memphis	4-1	W 9				
3/11	VANDERBILT *	7-5	W 9				
3/11	VANDERBILT *	10-7	W 9				
3/12	VANDERBILT *	8-0	W 9				
3/14	UT MARTIN	16-1	W 9				
3/15	UT MARTIN	14-3	W 9				
3/17	at Kentucky *	9-6	W 9				
3/18	at Kentucky *	7-6	W (10)				
3/21	ALCORN STATE	13-0	W 9				
3/24	at Alabama *	6-9	L 9				
3/25	at Alabama *	12-11	W 9				
3/26	at Alabama *	11-13	L 9				
<i>Mayor's Cup (Jackson, Miss.)</i>							
3/29	vs. Ole Miss	2-3	L 9				
3/31	ARKANSAS *	3-2	W 9				
4/4	UAB	9-6	W 9				
4/4	SOUTH ALABAMA	7-6	W 9				
4/5	SOUTH ALABAMA	10-4	W 9				
4/7	at South Carolina *	0-1	L 9				
4/8	at South Carolina *	3-4	L 9				
4/9	at South Carolina *	6-7	L 9				
4/14	OLE MISS *	1-4	L 9				
4/15	OLE MISS *	10-4	W 9				
4/16	OLE MISS *	12-3	W 9				
4/18	NEW ORLEANS	8-9	L 9				
4/19	NEW ORLEANS	6-5	W 9				
4/21	at LSU *	15-13	W 9				
4/22	at LSU *	15-18	L 9				
4/23	at LSU *	10-3	W 9				
4/25	at Southern Miss	6-10	L 9				
4/26	at Southern Miss	8-5	W 9				
4/28	TENNESSEE *	7-3	W 9				
4/29	TENNESSEE *	4-2	W 9				
4/30	TENNESSEE *	4-3	W (11)				
5/3	at Samford	20-7	W 9				
5/5	FLORIDA *	20-2	W 9				
5/6	FLORIDA *	6-9	L (11)				
5/7	FLORIDA *	12-7	W 9				
5/10	at UAB	18-7	W 9				
5/12	at Auburn *	3-6	L 9				
5/13	at Auburn *	10-9	W 9				
5/14	at Auburn *	5-9	L 9				
<i>SEC Tournament (Hoover, Ala.)</i>							
5/17	vs. Alabama	3-9	L 9				
5/18	vs. Georgia	0-5	L 9				
<i>NCAA Starkville Regional (Starkville, Miss.)</i>							
5/26	SOUTH ALABAMA	9-2	W 9				
5/27	NOTRE DAME	8-1	W 9				
5/28	NOTRE DAME	0-7	L 9				
5/28	NOTRE DAME	10-9	W 9				
<i>NCAA Super Regional (Clemson, S.C.)</i>							
6/3	at Clemson	4-11	L 9				
6/4	at Clemson	4-9	L 9				



ALL-TIME RESULTS

2001	39-24 (17-13 SEC)				2002	34-24-1 (14-15 SEC)				2003	42-20-1 (17-12 SEC)			
SEC Tournament Champion					<i>Head Coach: Ron Polk</i>					<i>Head Coach: Ron Polk</i>				
<i>Head Coach: Pat McMahon</i>					<i>NBC Classic (Starkville, Miss.)</i>					<i>NBC Classic (Starkville, Miss.)</i>				
<i>NBC Classic (Starkville, Miss.)</i>					2/22 UAB 4-2 W 9					2/22 BIRMINGHAM-SOUTHERN 1-4 L 9				
2/17	NOTRE DAME	5-7	L	9	2/23	OHIO STATE	2-9	L	9	2/23	CONNECTICUT	4-3	W	9
2/18	NOTRE DAME	2-4	L	(11)	2/24	OHIO STATE	6-6	T	(8)	2/23	CONNECTICUT	11-2	W	9
2/21	JACKSON STATE	10-0	W	9	2/26	at Louisiana Tech	14-7	W	9	2/28	EAST TENNESSEE STATE	7-0	W	9
2/23	at USC	3-7	L	9	2/27	at ULM	6-5	W	9	3/1	EAST TENNESSEE STATE	10-1	W	9
2/28	UT MARTIN	5-1	W	9	3/2	JACKSONVILLE STATE	11-6	W	9	3/2	EAST TENNESSEE STATE	11-4	W	9
2/28	UT MARTIN	4-0	W	9	3/2	JACKSONVILLE STATE	14-2	W	9	3/4	at UAB	14-5	W	9
3/1	SAMFORD	3-9	L	9	3/3	JACKSONVILLE STATE	5-1	W	9	3/5	LOUISIANA TECH	5-5	T	(6)
3/4	JACKSONVILLE STATE	4-0	W	9	3/6	JACKSON STATE	9-0	W	9	3/7	LIPSCOMB	8-1	W	9
3/4	JACKSONVILLE STATE	7-1	W	(7)	3/8	LOYOLA MARYMOUNT	7-1	W	9	3/8	LIPSCOMB	3-1	W	9
3/6	ULM	4-0	W	9	3/9	LOYOLA MARYMOUNT	8-5	W	9	3/9	LIPSCOMB	12-1	W	9
3/7	ULM	7-8	L	(10)	3/10	LOYOLA MARYMOUNT	2-3	L	9	3/11	at New Orleans	7-2	W	9
3/9	AUBURN *	2-1	W	(10)	3/12	at South Alabama	7-8	L	9	3/12	at New Orleans	9-4	W	9
3/10	AUBURN *	4-0	W	9	3/13	at South Alabama	4-8	L	9	3/14	VANDERBILT *	5-4	W	(13)
3/11	AUBURN *	8-2	W	9	3/15	SOUTH CAROLINA *	12-4	W	9	3/15	VANDERBILT *	3-4	L	9
3/13	at New Orleans	6-5	W	9	3/16	SOUTH CAROLINA *	3-5	L	9	3/16	VANDERBILT *	9-1	W	9
3/16	at Vanderbilt *	3-4	L	9	3/17	SOUTH CAROLINA *	6-9	L	9	<i>Played at Autozone Park</i>				
3/17	at Vanderbilt *	7-2	W	9	3/23	at Kentucky *	4-2	W	9	3/17	vs. Memphis	12-3	W	9
3/18	at Vanderbilt *	2-3	L	9	3/23	at Kentucky *	7-8	L	9	3/18	vs. Memphis	7-8	L	(10)
3/21	TENNESSEE TECH	18-9	W	9	3/24	at Kentucky *	13-3	W	9	3/21	at Arkansas *	4-3	W	(10)
3/23	LSU *	1-9	L	9	3/26	NEW ORLEANS	3-7	L	9	3/22	at Arkansas *	8-3	W	9
3/24	LSU *	1-7	L	9	3/27	NEW ORLEANS	7-1	W	9	3/23	at Arkansas *	5-1	W	9
3/25	LSU *	13-0	W	9	3/29	at LSU *	15-4	W	9	3/25	MOREHEAD STATE	10-4	W	9
<i>Mayor's Cup (Jackson, Miss.)</i>					3/30	at LSU *	3-7	L	9	3/26	MOREHEAD STATE	10-3	W	9
3/28	vs. Ole Miss	15-6	W	9	4/2	UT MARTIN	6-5	W	9	3/28	at Ole Miss *	2-0	W	9
3/30	at Arkansas *	5-6	L	9	<i>Mayor's Cup (Jackson, Miss.)</i>					3/29	at Ole Miss *	7-0	W	9
3/31	at Arkansas *	9-3	W	9	4/3	vs. Ole Miss	4-8	L	9	3/30	at Ole Miss *	8-4	W	9
4/1	at Arkansas *	10-2	W	9	4/5	GEORGIA *	7-5	W	9	4/1	UAB	13-4	W	9
4/3	UAB	2-4	L	9	4/6	GEORGIA *	14-4	W	9	<i>Mayor's Cup (Jackson, Miss.)</i>				
4/6	at Tennessee *	8-9	L	9	4/7	GEORGIA *	2-9	L	9	4/2	vs. Ole Miss	7-5	L	9
4/7	at Tennessee *	13-5	W	9	4/9	SAMFORD	7-2	W	9	4/4	KENTUCKY *	8-1	W	9
4/8	at Tennessee *	7-2	W	9	4/10	MISSISSIPPI VALLEY STATE	11-1	W	9	4/5	KENTUCKY *	2-8	L	9
4/10	SOUTH ALABAMA	4-5	L	9	4/12	ARKANSAS *	17-4	W	9	4/11	AUBURN *	4-2	W	9
4/11	SOUTH ALABAMA	9-2	W	9	4/13	ARKANSAS *	3-7	L	9	4/12	AUBURN *	5-8	L	9
4/13	SOUTH CAROLINA *	2-6	L	9	4/14	ARKANSAS *	6-4	W	9	4/13	AUBURN *	3-7	L	9
4/14	SOUTH CAROLINA *	4-3	W	(11)	4/16	at Southern Miss	19-2	W	9	4/15	MISSISSIPPI VALLEY STATE	21-6	W	9
4/15	SOUTH CAROLINA *	8-7	W	9	4/17	at Southern Miss	3-6	L	9	4/16	SAMFORD	5-4	W	(12)
4/16	MISSISSIPPI VALLEY STATE	17-7	W	9	4/19	at Auburn *	5-7	L	9	4/19	at South Carolina *	3-4	L	9
4/17	SOUTHERN MISS	2-6	L	9	4/20	at Auburn *	12-1	W	9	4/19	at South Carolina *	1-2	L	9
4/18	SOUTHERN MISS	6-4	W	9	4/21	at Auburn *	7-19	L	9	4/20	at South Carolina *	2-1	W	9
4/20	KENTUCKY *	10-4	W	9	4/23	UAB	8-3	W	9	4/22	SOUTHERN MISS	6-4	W	9
4/21	KENTUCKY *	9-4	W	9	4/24	West Alabama	17-5	W	9	4/23	SOUTHERN MISS	2-5	L	9
4/22	KENTUCKY *	8-7	W	9	4/26	at Vanderbilt *	6-4	W	9	4/26	at Florida *	5-13	L	9
4/24	ALCORN STATE	12-4	W	9	4/27	at Vanderbilt *	12-4	W	9	4/26	at Florida *	6-5	W	9
4/24	MISSISSIPPI VALLEY STATE	11-0	W	(7)	4/28	at Vanderbilt *	0-4	L	9	4/27	at Florida *	6-14	L	9
4/27	at Florida *	4-11	L	9	5/3	FLORIDA *	4-5	L	9	4/30	ULM	5-4	W	9
4/28	at Florida *	2-4	L	(10)	5/4	FLORIDA *	3-5	L	9	5/2	LSU *	4-2	W	9
4/29	at Florida *	5-6	L	(14)	5/5	FLORIDA *	0-4	L	9	5/3	LSU *	5-0	W	9
5/4	ALABAMA *	1-8	L	9	5/8	MISSISSIPPI VALLEY STATE	18-5	W	9	5/4	LSU *	1-5	L	9
5/5	ALABAMA *	3-2	W	9	5/10	at Alabama *	5-9	L	9	5/9	at Georgia *	5-6	L	9
5/6	ALABAMA *	1-7	L	9	5/11	at Alabama *	7-9	L	9	5/10	at Georgia *	7-5	W	9
5/9	at UAB	6-5	W	9	5/12	at Alabama *	4-11	L	9	5/11	at Georgia *	8-9	L	(15)
5/11	at Ole Miss *	6-3	W	9	5/14	at UAB	6-1	W	9	5/13	SOUTHEASTERN LOUISIANA	13-2	W	9
5/12	at Ole Miss *	7-6	W	9	5/15	at Samford	13-7	W	9	5/13	WINTHROP	9-3	W	9
5/13	at Ole Miss *	3-6	L	9	5/18	OLE MISS *	12-2	W	9	5/16	ALABAMA *	11-8	W	9
<i>SEC Tournament (Hoover, Ala.)</i>					5/18	OLE MISS *	14-5	W	9	5/17	ALABAMA *	7-15	L	9
5/16	vs. South Carolina	2-1	W	9	5/19	OLE MISS *	10-5	W	9	5/18	ALABAMA *	9-1	W	9
5/17	vs. Georgia	8-4	W	9	<i>SEC Tournament (Hoover, Ala.)</i>					<i>SEC Tournament (Hoover, Ala.)</i>				
5/19	vs. South Carolina	6-7	L	9	5/22	vs. Alabama	2-12	L	(8)	5/22	vs. Ole Miss	5-4	W	(12)
5/19	vs. South Carolina	1-0	W	9	5/23	vs. Georgia	10-3	W	9	5/23	vs. LSU	2-7	L	9
5/20	vs. LSU	4-1	W	9	5/24	vs. Florida	0-5	L	9	5/24	vs. Ole Miss	4-1	W	9
<i>NCAA Columbus Regional (Columbus, Ohio)</i>										5/24	vs. LSU	5-17	L	(7)
5/25	vs. Kent State	9-8	W	(10)						<i>NCAA Starkville Regional (Starkville, Miss.)</i>				
5/26	vs. Delaware	4-3	W	9						5/30	MIDDLE TENNESSEE	10-4	W	9
5/28	vs. Kent State	14-4	W	9						5/31	NORTH CAROLINA	5-10	L	9
<i>NCAA Super Regional (Fullerton, Calif.)</i>										5/31	MISSOURI	10-5	W	9
6/1	at Cal State Fullerton	2-13	L	9						6/1	NORTH CAROLINA	6-8	L	(11)
6/2	at Cal State Fullerton	3-9	L	9										

ALL-TIME RESULTS



2004				35-24 (13-17 SEC)				2005				42-22 (13-16 SEC)				2006				37-23 (12-17 SEC)			
Head Coach: Ron Polk								SEC Tournament Champion								Head Coach: Ron Polk							
MSU Challenge (Starkville, Miss.)								Head Coach: Ron Polk								Cadence Bank Classic (Starkville, Miss.)							
2/27	WESTERN KENTUCKY	12-0	W	9	2/25	EASTERN ILLINOIS	3-1	W	9	2/24	MARIST	9-3	W	9									
2/28	ILLINOIS	9-6	W	9	2/26	EASTERN ILLINOIS	16-6	W	9	2/26	MARIST	3-1	W	9									
2/29	ILLINOIS	9-3	W	9	3/1	MISSISSIPPI VALLEY STATE	14-7	W	9	2/26	MARIST	4-2	W	9									
3/2	JACKSON STATE	18-4	W	9	NBC Classic (Starkville, Miss.)				3/4	AUSTIN PEAY	4-3	W	9	3/3	ARKANSAS STATE	9-5	W	9					
3/3	MISSISSIPPI VALLEY STATE	9-1	W	9	3/4	KANSAS	5-0	W	9	3/4	ARKANSAS STATE	10-4	W	9									
3/6	TENNESSEE TECH	12-1	W	9	3/5	KANSAS	9-2	W	9	3/5	ARKANSAS STATE	5-4	W	9									
3/7	TENNESSEE TECH	8-0	W	9	3/6	LOUISIANA TECH	5-3	W	9	3/7	LOUISIANA TECH	11-1	W	9									
3/9	SOUTH ALABAMA	4-2	W	9	3/8	JACKSON STATE	14-2	W	9	3/8	ULM	7-2	W	9									
3/10	SOUTH ALABAMA	3-2	W	9	3/11	at Arizona	3-9	L	9	Cadence Bank Classic (Starkville, Miss.)													
NBC Classic (Starkville, Miss.)				3/12	at Arizona	3-7	L	9	3/10	ARIZONA	3-2	W	9										
3/12	USC	4-5	L	9	3/13	at Arizona	13-12	W	9	3/11	ARIZONA	9-2	W	9									
3/13	USC	0-3	L	9	3/15	MEMPHIS	11-8	W	9	3/12	ARIZONA	5-4	W	9									
3/14	USC	4-1	W	9	3/16	MEMPHIS	4-2	W	9	3/14	at UAB	20-4	W	9									
Energy Louisiana Challenge (Jackson, Miss.)				3/18	VANDERBILT *	3-10	L	9	3/15	at Jacksonville State	7-4	W	9										
3/16	vs. Louisiana Tech	7-0	W	9	3/19	VANDERBILT *	5-3	W	9	3/17	TENNESSEE *	8-2	W	9									
3/17	vs. ULM	7-3	W	(12)	3/20	VANDERBILT *	5-1	W	9	3/18	TENNESSEE *	4-3	W	9									
3/19	#19 TENNESSEE *	4-9	L	9	3/22	NEW ORLEANS	5-1	W	9	3/21	UAB	10-3	W	9									
3/20	#19 TENNESSEE *	3-8	L	9	3/23	NEW ORLEANS	8-4	W	9	3/22	JACKSONVILLE STATE	6-1	W	9									
3/21	#19 TENNESSEE *	2-1	W	(10)	3/25	at Arkansas *	5-3	W	9	3/24	at LSU *	11-1	W	9									
3/23	#30 BIRMINGHAM-SOUTHERN	1-10	L	9	3/26	at Arkansas *	13-4	W	9	3/25	at LSU *	6-8	L	9									
3/24	SAMFORD	0-6	L	9	3/27	at Arkansas *	5-10	L	9	3/26	at LSU *	7-6	W	(10)									
3/26	at #1 LSU *	7-3	W	9	Mayor's Cup (Jackson, Miss.)				3/28	BIRMINGHAM-SOUTHERN	5-4	W	9										
3/27	at #1 LSU *	6-11	L	9	3/29	vs. Ole Miss	1-5	L	9	3/29	BIRMINGHAM-SOUTHERN	9-2	W	9									
3/28	at #1 LSU *	3-14	L	9	4/3	at Tennessee *	1-2	L	7	3/31	at Alabama *	3-5	L	9									
3/30	UAB	6-5	W	9	4/3	at Tennessee *	1-2	L	7	4/1	at Alabama *	4-5	L	9									
3/31	ULM	8-4	W	9	Played in Jackson, Miss.				4/2	at Alabama *	4-2	W	(11)										
4/2	#4 OLE MISS *	1-7	L	9	4/5	vs. Samford	14-5	W	9	4/4	at Louisiana Tech	12-13	L	9									
4/3	#4 OLE MISS *	7-5	W	9	4/8	AUBURN *	4-1	W	9	Played in Pearl, Miss.													
4/4	#4 OLE MISS *	2-4	L	9	4/9	AUBURN *	7-8	L	9	4/5	vs. ULM	15-4	W	9									
4/6	at #11 Southern Miss	18-9	W	9	4/10	AUBURN *	4-0	W	9	4/5	vs. ULM	11-0	W	9									
4/7	at #11 Southern Miss	9-7	W	9	4/12	ULM	9-3	W	9	4/7	GEORGIA *	15-5	W	9									
4/9	at Kentucky *	9-10	L	9	4/13	SAMFORD	13-1	W	9	4/8	GEORGIA *	1-6	L	9									
4/10	at Kentucky *	10-8	W	9	4/15	at Georgia *	1-5	L	9	4/9	GEORGIA *	2-4	L	9									
4/11	at Kentucky *	12-3	W	9	4/16	at Georgia *	6-0	W	9	Mayor's Cup (Jackson, Miss.)													
Mayor's Cup (Jackson, Miss.)				4/17	at Georgia *	3-6	L	9	4/11	vs. Ole Miss	0-1	L	9										
4/13	vs. #7 Ole Miss	4-10	L	9	4/19	at South Alabama	10-6	W	9	4/14	at Auburn *	4-9	L	9									
4/16	#19 FLORIDA *	11-2	W	9	Energy Alabama Challenge (Jackson, Miss.)				4/15	at Auburn *	17-10	W	9										
4/17	#19 FLORIDA *	6-16	L	9	4/20	vs. South Alabama	2-1	W	9	4/16	at Auburn *	3-7	L	9									
4/18	#19 FLORIDA *	3-8	L	9	4/22	KENTUCKY *	12-4	W	9	4/18	at Memphis	12-8	W	9									
4/20	MEMPHIS	10-2	W	9	4/23	KENTUCKY *	5-12	L	9	Played at AutoZone Park													
4/21	MEMPHIS	7-2	W	(6)	4/24	KENTUCKY *	3-2	W	9	4/19	vs. Memphis	5-3	W	9									
4/23	at #11 Auburn *	6-4	W	9	4/26	SOUTHERN MISS	5-4	W	9	4/22	ARKANSAS *	2-6	L	9									
4/24	at #11 Auburn *	9-8	W	(13)	4/27	SOUTHERN MISS	1-6	L	9	4/22	ARKANSAS *	9-8	W	9									
4/25	at #11 Auburn *	5-6	L	9	4/29	at Ole Miss *	4-11	L	9	4/23	ARKANSAS *	4-6	L	9									
4/27	at UAB	12-2	W	9	4/30	at Ole Miss *	0-5	L	9	4/25	at Southern Miss	6-13	L	9									
4/28	at Birmingham-Southern	7-1	W	9	5/1	at Ole Miss *	1-9	L	9	4/26	at Southern Miss	3-6	L	9									
4/30	at Vanderbilt *	2-7	L	9	5/6	ALABAMA *	7-3	W	9	4/28	at South Carolina *	5-11	L	9									
5/1	at Vanderbilt *	1-5	L	9	5/7	ALABAMA *	3-5	L	9	4/29	at South Carolina *	7-2	W	9									
5/2	at Vanderbilt *	4-5	L	(10)	5/8	ALABAMA *	5-3	W	9	4/30	at South Carolina *	7-9	L	(11)									
5/7	#19 GEORGIA *	6-7	L	9	Energy Alabama Challenge (Jackson, Miss.)				5/2	MISSISSIPPI VALLEY STATE	21-2	W	9										
5/8	#19 GEORGIA *	4-8	L	9	5/9	vs. Birmingham-Southern	10-4	W	9	5/5	FLORIDA *	6-2	W	9									
5/9	#19 GEORGIA *	6-8	L	(11)	5/10	MISSISSIPPI VALLEY STATE	3-2	W	9	5/6	FLORIDA *	8-1	W	9									
5/12	LOUISIANA TECH	10-7	W	9	5/13	at Florida *	2-8	L	9	5/6	FLORIDA *	6-9	L	9									
5/15	#11 ARKANSAS *	3-2	W	(10)	5/14	at Florida *	1-2	L	9	5/12	at Kentucky *	5-18	L	9									
5/16	#11 ARKANSAS *	5-4	W	7	5/15	at Florida *	6-5	W	9	5/13	at Kentucky *	2-3	L	9									
5/17	#11 ARKANSAS *	2-4	L	(8)	5/17	UT MARTIN	17-3	W	9	5/14	at Kentucky *	9-10	L	9									
5/21	at Alabama *	11-9	W	9	5/17	UT MARTIN	8-3	W	9	5/16	UT MARTIN	8-6	W	9									
5/22	at Alabama *	7-1	W	9	5/20	LSU *	5-7	L	9	5/18	OLE MISS *	5-6	L	(10)									
5/23	at Alabama *	4-1	W	9	5/21	LSU *	5-3	W	9	5/19	OLE MISS *	11-1	W	9									
NCAA Atlanta Regional (Atlanta, Ga.)				5/22	LSU *	2-3	L	9	5/20	OLE MISS *	11-13	L	9										
6/4	vs. Texas Tech	6-10	L	9	SEC Tournament (Hoover, Ala.)				NCAA Clemson Regional (Clemson, S.C.)														
6/5	vs. Jacksonville State	7-6	W	9	5/25	vs. LSU	9-2	W	9	6/2	vs. Elon	4-5	L	9									
6/6	vs. Texas Tech	7-14	L	9	5/26	vs. South Carolina	6-2	W	9	6/3	vs. UNC Asheville	5-4	W	9									
				5/28	vs. Tennessee	3-2	W	9	6/4	vs. Elon	12-3	W	9										
				5/29	vs. Ole Miss	4-1	W	9	6/4	at Clemson	6-8	L	9										
				NCAA Coral Gables Regional (Miami, Fla.)																			
				6/3	vs. FAU	13-2	W	9															
				6/4	at Miami (Fla.)	1-4	L	9															
				6/5	vs. FAU	8-4	W	9															
				6/6	at Miami (Fla.)	4-10	L	9															



ALL-TIME RESULTS

2007 38-22 (15-13 SEC)					2008 23-33 (9-21 SEC)					2009 25-29 (9-20 SEC)				
<i>Head Coach: Ron Polk</i>					<i>Head Coach: Ron Polk</i>					<i>Head Coach: John Cohen</i>				
2/23	MURRAY STATE	10-5	W	9	2/22	at North Florida	8-2	W	9	<i>BankFirst Baseball Challenge (Starkville, Miss.)</i>				
2/24	MURRAY STATE	13-1	W	9	2/23	at North Florida	9-17	L	9	2/20	NORTHERN ILLINOIS	8-1	W	9
2/25	MURRAY STATE	17-9	W	9	2/24	at North Florida	6-11	L	9	2/21	NORTH FLORIDA	7-1	W	9
2/27	MISSISSIPPI VALLEY STATE	13-2	W	9	2/26	UAB	9-2	W	9	2/21	NORTHERN ILLINOIS	10-11	L	9
<i>Cadence Bank Classic (Starkville, Miss.)</i>					3/1	AIR FORCE	3-1	W	9	2/22	NORTH FLORIDA	9-7	W	9
3/2	TROY	2-1	W	9	3/1	AIR FORCE	4-6	L	9	2/24	SOUTH ALABAMA	5-1	W	9
3/3	MICHIGAN	3-4	L	9	3/2	AIR FORCE	16-8	W	9	2/25	MISSISSIPPI VALLEY STATE	4-3	W	9
3/4	TROY	12-4	W	9	3/4	ARKANSAS-LITTLE ROCK	5-9	L	9	2/28	NICHOLLS STATE	10-8	W	9
3/6	UAB	12-10	W	9	3/5	ARKANSAS-LITTLE ROCK	6-3	W	9	2/28	NICHOLLS STATE	6-3	W	9
3/7	JACKSONVILLE STATE	11-9	W	9	<i>Cadence Bank Classic (Starkville, Miss.)</i>					3/5	at Hawaii	3-1	W	9
<i>Quala-T Imprints Baylor Classic (Waco, Texas)</i>					3/9	BAYLOR	4-5	L	9	3/6	at Hawaii	4-7	L	9
3/9	vs. Winthrop	6-7	L	(10)	3/9	BAYLOR	11-16	L	9	3/7	at Hawaii	5-10	L	9
3/10	at Baylor	8-6	W	9	3/10	BAYLOR	3-6	L	9	3/8	at Hawaii	5-11	L	9
3/11	vs. San Francisco	2-1	W	9	3/11	MISSISSIPPI VALLEY STATE	15-0	W	9	3/11	VALPARAISO	9-2	W	9
3/14	at Dallas Baptist	8-11	L	9	3/12	MISSISSIPPI VALLEY STATE	11-5	W	9	3/11	VALPARAISO	5-4	W	9
3/16	at Florida *	12-9	W	9	3/14	OLE MISS *	6-15	L	9	3/14	SOUTH CAROLINA *	13-6	W	9
3/17	at Florida *	8-10	L	9	3/15	OLE MISS *	6-11	L	9	3/15	SOUTH CAROLINA *	10-3	W	9
3/18	at Florida *	14-13	W	9	3/16	OLE MISS *	4-0	W	9	3/15	SOUTH CAROLINA *	4-5	L	7
3/21	SAMFORD	7-6	W	9	3/18	at UAB	24-10	W	9	<i>Played in Pearl, Miss.</i>				
3/23	SOUTH CAROLINA *	3-20	L	9	3/21	at South Carolina *	1-9	L	9	3/17	vs. Southern Miss	7-10	L	9
3/24	SOUTH CAROLINA *	6-5	W	(12)	3/22	at South Carolina *	1-4	L	9	3/18	UAB	8-4	W	9
3/25	SOUTH CAROLINA *	3-8	L	9	3/23	at South Carolina *	3-10	L	9	3/20	at Georgia *	3-5	L	9
3/27	MEMPHIS	9-8	W	9	3/25	SOUTH ALABAMA	5-6	L	9	3/21	at Georgia *	0-4	L	9
3/28	MEMPHIS	11-9	W	9	3/26	SOUTH ALABAMA	7-6	W	(11)	3/22	at Georgia *	6-10	L	9
3/30	KENTUCKY *	10-7	W	9	3/28	GEORGIA *	3-2	W	(10)	3/24	at South Alabama	12-17	L	9
3/31	KENTUCKY *	6-10	L	9	3/29	GEORGIA *	1-5	L	9	3/25	MEMPHIS	6-3	W	9
4/1	KENTUCKY *	5-4	W	9	3/30	GEORGIA *	3-5	L	(10)	3/28	at Arkansas *	9-20	L	9
4/3	ULM	17-7	W	9	4/1	AUSTIN PEAY	13-4	W	9	3/29	at Arkansas *	1-5	L	7
4/6	at Arkansas *	11-9	W	9	4/2	AUSTIN PEAY	10-2	W	9	3/29	at Arkansas *	12-4	W	7
4/7	at Arkansas *	2-1	W	9	4/5	at Kentucky *	6-5	W	9	4/1	at ULM	1-7	L	9
4/8	at Arkansas *	3-9	L	9	4/5	at Kentucky *	4-13	L	9	4/3	AUBURN *	8-9	L	9
<i>Played in Pearl, Miss.</i>					4/6	at Kentucky *	8-9	L	9	4/4	AUBURN *	8-3	W	9
4/11	vs. South Alabama	5-1	W	9	<i>Played at AutoZone Park (Memphis, Tenn.)</i>					4/5	AUBURN *	10-12	L	9
4/13	at TENNESSEE *	4-3	W	9	4/8	vs. Memphis	8-9	L	(10)	4/7	at UAB	10-0	W	9
<i>Governor's Cup (Pearl, Miss.)</i>					4/11	VANDERBILT *	8-15	L	9	4/8	SOUTHERN MISS	7-6	W	9
4/17	vs. Ole Miss	14-9	W	9	4/12	VANDERBILT *	0-16	L	9	4/10	at Tennessee *	1-6	L	9
4/20	LSU *	12-3	W	9	4/13	VANDERBILT *	3-4	L	9	4/11	at Tennessee *	2-4	L	9
4/21	LSU *	5-6	L	9	<i>Governor's Cup (Pearl, Miss.)</i>					4/12	at Tennessee *	10-9	W	9
4/22	LSU *	1-3	L	9	4/15	vs. Ole Miss	6-5	W	9	<i>Governor's Cup (Pearl, Miss.)</i>				
4/24	SOUTHERN MISS	11-2	W	9	4/18	at Alabama *	7-21	L	9	4/14	vs. Ole Miss	1-8	L	9
4/25	SOUTHERN MISS	7-4	W	9	4/19	at Alabama *	6-4	W	9	4/17	KENTUCKY *	4-5	L	(11)
4/27	at Ole Miss *	7-17	L	9	4/20	at Alabama *	3-4	L	9	4/18	KENTUCKY *	4-3	W	(10)
4/28	at Ole Miss *	1-5	L	9	4/22	at Southern Miss	7-11	L	9	4/19	KENTUCKY *	17-22	L	9
4/29	at Ole Miss *	4-1	W	(17)	4/23	at Southern Miss	7-12	L	9	4/21	MIDDLE TENNESSEE STATE	6-10	L	9
5/4	AUBURN *	4-1	W	9	4/25	TENNESSEE *	4-3	W	(12)	4/22	MIDDLE TENNESSEE STATE	9-8	W	9
5/5	AUBURN *	11-6	W	9	4/26	TENNESSEE *	9-12	L	9	4/24	at Vanderbilt *	6-8	L	9
5/6	AUBURN *	9-5	W	9	4/27	TENNESSEE *	7-3	W	(8)	4/25	at Vanderbilt *	4-10	L	9
5/8	at Austin Peay	2-3	L	(11)	5/2	at Auburn *	4-11	L	9	4/26	at Vanderbilt *	3-11	L	9
5/9	at Austin Peay	5-7	L	9	5/3	at Auburn *	4-3	W	9	5/1	ALABAMA *	8-10	L	9
5/12	at Georgia *	4-2	W	9	5/4	at Auburn *	2-12	L	9	5/3	ALABAMA *	16-17	L	9
5/13	at Georgia *	1-2	L	7	<i>Played in Winchester, Tenn.</i>					5/8	at Ole Miss *	6-5	W	9
5/13	at Georgia *	3-5	L	7	5/6	vs. Middle Tennessee State	5-20	L	9	5/9	at Ole Miss *	11-8	W	9
5/17	ALABAMA *	3-4	L	9	5/7	vs. Middle Tennessee State	4-3	W	9	5/10	at Ole Miss *	1-8	L	9
5/18	ALABAMA *	9-3	W	9	5/9	at LSU *	6-15	L	9	<i>Played at AutoZone Park (Memphis, Tenn.)</i>				
5/19	ALABAMA *	7-9	L	9	5/10	at LSU *	4-16	L	9	5/12	vs. Memphis	6-5	W	9
<i>SEC Tournament (Hoover, Ala.)</i>					5/11	at LSU *	6-9	L	9	5/14	LSU *	4-5	L	9
5/23	vs. Ole Miss	1-3	L	9	5/13	MEMPHIS	4-1	W	9	5/15	LSU *	8-7	W	9
5/24	vs. Vanderbilt	2-3	L	9	5/15	ARKANSAS *	6-5	W	9	5/16	LSU *	4-15	L	9
<i>NCAA Tallahassee Regional (Tallahassee, Fla.)</i>					5/16	ARKANSAS *	6-5	W	9					
6/1	vs. Stetson	6-3	W	9	5/17	ARKANSAS *	10-15	L	9					
6/2	at Florida State	3-0	W	9										
6/3	at Florida State	9-4	W	9										
<i>NCAA Starkville Super Regional (Starkville, Miss.)</i>														
6/8	CLEMSON	8-6	W	9										
6/9	CLEMSON	8-5	W	9										
<i>NCAA College World Series (Omaha, Neb.)</i>														
6/15	vs. North Carolina	5-8	L	9										
6/17	vs. Louisville	4-12	L	9										

ALL-TIME RESULTS



2010					2011					2012				
23-33 (6-24 SEC)					38-25 (14-16 SEC)					40-24 (16-14 SEC)				
Head Coach: John Cohen					Head Coach: John Cohen					SEC Tournament Champions				
Head Coach: John Cohen					Head Coach: John Cohen					Head Coach: John Cohen				
2/19	RHODE ISLAND	9-8	W	9	2/18	AKRON	11-0	W	9	2/17	WASHINGTON STATE	6-2	W	9
2/20	RHODE ISLAND	9-0	W	9	2/19	LAMAR	2-0	W	9	2/19	WASHINGTON STATE	5-6	L	(13)
2/21	RHODE ISLAND	12-6	W	9	2/19	AKRON	10-1	W	9	2/19	WASHINGTON STATE	5-4	W	9
2/23	UAB	6-5	W	9	2/20	LAMAR	17-2	W	9	2/24	KANSAS	1-0	W	9
2/26	SOUTHEASTERN LOUISIANA	1-4	L	9	2/22	NORTHWESTERN STATE	6-4	W	9	2/25	MISSISSIPPI VALLEY STATE	13-5	W	9
2/27	SOUTHEASTERN LOUISIANA	5-8	L	9	2/25	BELMONT	1-2	L	9	2/25	KANSAS	3-1	W	9
2/28	SOUTHEASTERN LOUISIANA	5-6	L	9	2/26	BELMONT	5-3	W	9	2/26	MISSISSIPPI VALLEY STATE	5-1	W	9
BankFirst Baseball Challenge (Starkville, Miss.)					2/27	BELMONT	14-5	W	9	2/29	MEMPHIS	6-7	L	9
3/5	SOUTHEAST MISSOURI STATE	10-7	W	(10)	3/1	ALCORN STATE	8-1	W	9	3/2	CONNECTICUT	5-4	W	9
3/6	MICHIGAN STATE	7-4	W	9	3/4	IOWA	3-5	L	9	3/3	LIPSCOMB	6-4	W	9
3/6	SOUTHEAST MISSOURI STATE	3-2	W	9	3/5	GEORGIA STATE	8-1	W	9	3/3	CONNECTICUT	3-1	W	9
3/7	MICHIGAN STATE	14-6	W	9	3/5	IOWA	6-7	L	9	3/4	LIPSCOMB	16-6	W	9
3/10	WESTERN KENTUCKY	9-3	W	9	3/6	GEORGIA STATE	7-3	W	9	3/6	PENN STATE	7-3	W	9
Whataburger Classic (Corpus Christi, Texas)					3/9	at UAB	4-6	L	9	3/7	PENN STATE	10-6	W	9
3/12	vs. #15 Oklahoma	5-16	L	9	3/11	SACRED HEART	5-0	W	9	3/9	MERCER	5-3	W	9
3/13	vs. #10 UCLA	2-5	L	9	3/12	SACRED HEART	6-5	W	9	3/10	MERCER	1-6	L	9
3/14	at Texas A&M-Corpus Christi	6-8	L	9	3/13	SACRED HEART	3-8	L	9	3/11	MERCER	3-1	W	9
3/14	at Texas A&M-Corpus Christi	4-2	W	(10)	3/15	EASTERN ILLINOIS	9-4	W	9	3/13	at Southeastern Louisiana	3-4	L	9
3/17	MISSISSIPPI VALLEY STATE	16-2	W	9	3/16	at Lipscomb	14-4	W	9	3/14	at Southeastern Louisiana	1-5	L	9
3/19	at #6 Florida *	2-7	L	9	3/18	at #2 Vanderbilt *	0-10	L	9	3/16	at LSU *	2-3	L	(10)
3/20	at #6 Florida *	4-5	L	9	3/19	at #2 Vanderbilt *	0-4	L	9	3/17	at LSU *	3-4	L	9
3/21	at #6 Florida *	1-4	L	9	3/20	at #2 Vanderbilt *	9-8	W	9	3/18	at LSU *	7-1	W	9
3/24	MEMPHIS	7-6	W	9	3/25	#21 AUBURN *	7-6	W	9	3/23	#3 ARKANSAS *	11-2	W	9
3/26	GEORGIA *	9-8	W	9	3/26	#21 AUBURN *	15-8	W	9	3/24	#3 ARKANSAS *	0-8	L	9
3/27	GEORGIA *	4-7	L	9	3/27	#21 AUBURN *	5-0	W	9	3/25	#3 ARKANSAS *	5-8	L	(11)
3/28	GEORGIA *	11-10	W	9	4/1	ALABAMA A&M	18-0	W	(7)	3/27	ALCORN STATE	6-2	W	9
Governor's Cup (Pearl, Miss.)					4/30	at Georgia *	1-4	L	9	3/30	at #24 Auburn *	5-3	W	9
3/30	vs. #14 Ole Miss	3-5	L	9	4/2	at Georgia *	3-4	L	9	3/31	at #24 Auburn *	6-10	L	9
4/2	at #12 South Carolina *	2-10	L	9	4/3	at Georgia *	1-4	L	9	4/1	at #24 Auburn *	2-8	L	9
4/3	at #12 South Carolina *	8-7	W	9	Played in Pearl, Miss.					4/6	VANDERBILT *	7-4	W	9
4/4	at #12 South Carolina *	2-14	L	9	4/5	vs. #14 Southern Miss	5-4	W	9	4/7	VANDERBILT *	3-4	L	(12)
4/6	JACKSON STATE	18-2	W	9	4/8	#4 FLORIDA *	7-5	W	9	4/8	VANDERBILT *	8-7	W	9
4/9	#9 ARKANSAS *	3-8	L	9	4/9	#4 FLORIDA *	0-18	L	9	4/10	SOUTH ALABAMA	2-0	W	(12)
4/10	#9 ARKANSAS *	5-8	L	9	4/10	#4 FLORIDA *	1-3	L	9	4/13	at #7 South Carolina *	6-7	L	9
4/11	#9 ARKANSAS *	3-13	L	9	4/15	at #13 Arkansas *	5-6	L	9	4/14	at #7 South Carolina *	3-5	L	9
4/14	SOUTH ALABAMA	9-5	W	9	4/16	at #13 Arkansas *	1-6	L	9	4/15	at #7 South Carolina *	4-6	L	9
4/16	TENNESSEE *	13-15	L	9	4/17	at #13 Arkansas *	5-3	W	9	Governor's Cup (Pearl, Miss.)				
4/17	TENNESSEE *	11-7	W	9	Governor's Cup (Pearl, Miss.)					4/17	vs. #22 Ole Miss	3-6	L	9
4/18	TENNESSEE *	14-6	W	9	4/19	vs. Ole Miss	6-1	W	9	4/19	TENNESSEE *	2-1	W	(11)
4/20	ALCORN STATE	27-4	W	9	4/22	#2 SOUTH CAROLINA *	2-8	L	9	4/20	TENNESSEE *	7-1	W	9
4/23	at Alabama *	5-8	L	9	4/23	#2 SOUTH CAROLINA *	5-3	W	9	4/21	TENNESSEE *	3-2	W	(14)
4/25	at Alabama *	8-9	L	(8)	4/24	#2 SOUTH CAROLINA *	4-13	L	9	Played in Pearl, Miss.				
4/25	at Alabama *	4-6	L	7	4/30	ALABAMA *	4-5	L	(10)	4/24	vs. Southern Miss	5-0	W	9
4/30	#14 OLE MISS *	2-4	L	9	4/30	ALABAMA *	4-5	L	9	4/27	#21 OLE MISS *	4-0	W	9
5/1	#14 OLE MISS *	10-12	L	9	5/1*	ALABAMA *	8-5	W	9	4/28	#21 OLE MISS *	2-6	L	9
5/2	#14 OLE MISS *	11-19	L	(7)	5/3	at South Alabama	15-9	W	9	4/29	#21 OLE MISS *	4-2	W	9
Played in Pearl, Miss.					5/6	at Tennessee *	16-5	W	9	5/4	at Alabama *	3-1	W	9
5/4	vs. Jackson State	1-3	L	9	5/7	at Tennessee *	5-3	W	9	5/5	at Alabama *	3-2	W	9
5/5	vs. Southern Miss	3-14	L	9	5/8	at Tennessee *	5-2	W	9	5/6	at Alabama *	7-8	L	9
5/7	at #19 Auburn *	6-9	L	9	5/10	MISSISSIPPI VALLEY STATE	13-3	W	9	5/8	MISSISSIPPI VALLEY STATE	6-3	W	9
5/8	at #19 Auburn *	14-16	L	9	5/12	at Ole Miss *	7-6	W	9	5/11	at #5 Florida *	1-4	L	9
5/9	at #19 Auburn *	8-11	L	9	5/13	at Ole Miss *	7-4	W	9	5/12	at #5 Florida *	2-0	W	9
5/12	NORTHWESTERN STATE	8-5	W	9	5/14	at Ole Miss *	3-12	L	9	5/13	at #5 Florida *	1-2	L	9
5/14	#17 VANDERBILT *	8-13	L	9	AutoZone Park (Memphis, Tenn.)					5/15	CENTRAL ARKANSAS	0-2	L	9
5/15	#17 VANDERBILT *	7-13	L	(10)	5/17	vs. Memphis	8-3	W	9	5/17	#2 KENTUCKY *	3-1	W	9
5/16	#17 VANDERBILT *	4-14	L	9	5/19	LSU *	1-17	L	9	5/18	#2 KENTUCKY *	4-3	W	9
5/18	at #29 Southern Miss	16-9	W	9	5/20	LSU *	6-5	W	9	5/19	#2 KENTUCKY *	11-3	W	9
5/20	at #27 LSU *	13-14	L	9	5/21	LSU *	3-6	L	9	SEC Tournament (Hoover, Ala.)				
5/21	at #27 LSU *	3-17	L	9	SEC Tournament (Hoover, Ala.)					5/22	vs. #25 Arkansas	9-1	W	9
5/22	at #27 LSU *	2-1	W	9	5/25	vs. Florida	5-7	L	9	5/23	vs. #2 LSU	3-2	W	9
					5/26	vs. Arkansas	2-7	L	9	5/24	vs. #12 Kentucky	1-5	L	9
					NCAA Atlanta Regional (Atlanta, Ga.)					5/25	vs. #2 LSU	4-3	W	(10)
					6/3	vs. Southern Miss	3-0	W	9	5/26	vs. #12 Kentucky	2-1	W	9
					6/4	vs. Austin Peay	8-3	W	9	5/27	vs. Vanderbilt	3-0	W	9
					6/5	at #9 Georgia Tech	7-3	W	9	NCAA Tallahassee Regional (Tallahassee, Fla.)				
					NCAA Gainesville Super Regional (Gainesville, Fla.)					6/1	vs. Samford	0-5	L	9
					6/10	at #1 Florida	1-11	L	9	6/2	vs. UAB	8-1	W	9
					6/11	at #1 Florida	4-3	W	9	6/3	vs. Samford	2-3	L	9
					6/12	at #1 Florida	6-8	L	9					



ALL-TIME RESULTS

2013				2014				2015						
51-20 (16-14 SEC)				39-24 (18-12 SEC)				24-30 (8-22 SEC)						
Head Coach: John Cohen				Head Coach: John Cohen				Head Coach: John Cohen						
2/15	PORTLAND	16-1	W	9	2/14	WESTERN CAROLINA	2-3	L	9	2/13	CINCINNATI	6-2	W	9
2/16	PORTLAND	2-1	W	9	2/15	WESTERN CAROLINA	6-1	W	9	2/14	MIAMI (OHIO)	7-1	W	9
2/17	PORTLAND	7-1	W	9	2/16	WESTERN CAROLINA	7-2	W	9	2/14	CINCINNATI	19-5	W	9
2/17	PORTLAND	6-0	W	9	2/19	MEMPHIS	4-6	L	9	2/15	CINCINNATI	16-7	W	9
2/19	GRAMBLING	2-0	W	9	2/21	HOLY CROSS	6-2	W	9	2/20	MARSHALL	6-2	W	9
Diamond Classic (Starkville, Miss.)				2/22	HOLY CROSS	8-4	W	9	2/21	ALABAMA A&M	18-2	W	9	
2/22	PURDUE	3-2	W	9	2/23	HOLY CROSS	6-7	L	9	2/21	MARSHALL	7-4	W	9
2/23	SAMFORD	8-2	W	9	2/23	HOLY CROSS	1-6	L	9	2/22	ALABAMA A&M	2-1	W	9
2/23	PURDUE	7-6	W	9	2/25	MOUNT ST. MARY'S	13-1	W	9	2/24	ALCORN STATE	10-2	W	9
2/24	SAMFORD	8-1	W	9	2/26	MOUNT ST. MARY'S	10-1	W	9	2/27	ARIZONA	4-2	W	9
2/26	RHODE ISLAND	13-2	W	9	Diamond Classic (Starkville, Miss.)				2/28	ARIZONA	6-2	W	9	
2/27	RHODE ISLAND	17-5	W	9	2/28	MICHIGAN STATE	4-2	W	9	2/28	SAMFORD	8-2	W	9
3/1	SAINT JOSEPH'S	10-0	W	9	3/1	EASTERN ILLINOIS	4-3	W	9	3/1	SAMFORD	6-2	W	9
3/2	SAINT JOSEPH'S	4-1	W	9	3/1	MICHIGAN STATE	7-1	W	9	3/3	ARKANSAS-PINE BLUFF	2-3	L	9
3/3	SAINT JOSEPH'S	3-2	W	9	3/2	EASTERN ILLINOIS	9-0	W	9	3/6	SAN DIEGO	1-2	L	9
3/3	SAINT JOSEPH'S	2-0	W	9	3/5	SOUTH ALABAMA	3-0	W	9	3/7	SAN DIEGO	4-2	W	9
3/5	MISSISSIPPI VALLEY STATE	14-2	W	9	Hi Corbett Classic (Tucson, Ariz.)				3/8	SAN DIEGO	6-9	L	9	
3/8	CENTRAL ARKANSAS	4-2	W	9	3/7	vs. UC Santa Barbara	3-8	L	9	3/10	WESTERN KENTUCKY	6-5	W	(10)
3/9	CENTRAL ARKANSAS	5-7	L	(10)	3/7	at Arizona	3-12	L	9	3/11	WESTERN KENTUCKY	1-3	L	9
3/10	CENTRAL ARKANSAS	3-7	L	9	3/8	vs. UC Santa Barbara	6-7	L	9	3/14	ALABAMA *	5-10	L	9
Played in Pearl, Miss.				3/9	at Arizona	6-4	W	9	3/14	ALABAMA *	4-1	W	9	
3/12	vs. Southern Miss	13-5	W	9	3/11	SOUTHERN ILLINOIS	3-0	W	9	3/15	ALABAMA *	4-8	L	9
3/15	#2 LSU *	4-6	L	(10)	3/14	at Georgia *	1-7	L	9	3/17	EASTERN ILLINOIS	5-2	W	9
3/16	#2 LSU *	3-7	L	9	3/15	at Georgia *	6-1	W	9	3/20	at Kentucky *	2-10	L	9
3/17	#2 LSU *	10-2	W	9	3/15	at Georgia *	4-1	W	9	3/21	at Kentucky *	7-9	L	9
3/19	ALCORN STATE	7-6	W	9	3/21	#3 VANDERBILT *	17-2	W	9	3/22	at Kentucky *	12-5	W	9
3/22	at #8 Kentucky *	8-4	W	9	3/22	#3 VANDERBILT *	6-3	W	9	Played in Pearl, Miss.				
3/23	at #8 Kentucky *	2-3	L	9	3/23	#3 VANDERBILT *	1-5	L	9	3/24	vs. Southern Miss	0-3	L	9
3/23	at #8 Kentucky *	3-4	L	9	3/25	SOUTHEAST MISSOURI STATE	3-2	W	9	3/27	AUBURN *	0-5	L	9
3/26	AUSTIN PEAY	13-5	W	9	3/29	ARKANSAS *	0-4	L	9	3/28	AUBURN *	0-4	L	9
3/29	at #11 Arkansas *	4-5	L	9	3/29	ARKANSAS *	5-1	W	9	3/29	AUBURN *	3-1	W	9
3/30	at #11 Arkansas *	4-1	W	9	3/30	ARKANSAS *	5-1	W	9	3/31	at South Alabama	7-8	L	(11)
3/31	at #11 Arkansas *	1-3	L	9	4/4	at #9 LSU *	0-3	L	9	4/2	#13 SOUTH CAROLINA *	13-2	W	9
4/2	at South Alabama	6-4	W	9	4/5	at #9 LSU *	1-2	L	9	4/3	#13 SOUTH CAROLINA *	7-5	W	9
4/5	FLORIDA *	7-3	W	9	4/6	at #9 LSU *	4-17	L	9	4/4	#13 SOUTH CAROLINA *	7-13	L	9
4/6	FLORIDA *	2-0	W	9	Played in Pearl, Miss.				Played in AutoZone Park (Memphis, Tenn.)					
4/7	FLORIDA *	3-8	L	9	4/8	vs. Southern Miss	4-3	W	(11)	4/7	vs. Memphis	1-7	L	9
Governor's Cup (Pearl, Miss.)				4/11	#13 OLE MISS *	1-6	L	9	4/10	at #1 Texas A&M *	1-3	L	9	
4/9	vs. #18 Ole Miss	5-7	W	9	4/12	#13 OLE MISS *	6-5	W	(10)	4/11	at #1 Texas A&M *	3-2	W	9
4/12	at #24 Texas A&M *	3-2	W	9	4/13	#13 OLE MISS *	2-12	L	9	4/12	at #1 Texas A&M *	5-13	L	9
4/13	at #24 Texas A&M *	9-3	W	9	4/15	ALCORN STATE	16-2	W	9	4/17	#6 FLORIDA *	3-6	L	9
4/14	at #24 Texas A&M *	15-4	W	9	4/18	at Missouri *	3-2	W	(11)	4/18	#6 FLORIDA *	1-2	L	9
4/18	AUBURN *	6-3	W	9	4/19	at Missouri *	6-2	W	9	4/19	#6 FLORIDA *	5-10	L	9
4/19	AUBURN *	1-3	L	9	4/20	at Missouri *	9-7	W	(11)	4/24	at #25 Arkansas *	6-7	L	9
4/20	AUBURN *	6-0	W	9	Governor's Cup (Pearl, Miss.)				4/25	at #25 Arkansas *	1-6	L	9	
4/23	at Memphis	12-1	W	9	4/22	vs. #12 Ole Miss	8-3	W	9	4/26	at #25 Arkansas *	2-1	W	9
4/26	at #3 Vanderbilt *	1-3	L	9	4/24	TEXAS A&M *	5-1	W	9	Governor's Cup (Pearl, Miss.)				
4/27	at #3 Vanderbilt *	2-5	L	9	4/25	TEXAS A&M *	3-6	L	9	4/28	vs. Ole Miss	1-11	L	9
4/28	at #3 Vanderbilt *	3-8	L	9	4/26	TEXAS A&M *	4-6	L	9	4/30	#1 LSU *	3-5	L	(14)
5/4	ALABAMA *	10-6	W	9	4/30	JACKSONVILLE STATE	1-2	L	9	5/1	#1 LSU *	4-11	L	9
5/4	ALABAMA *	5-4	W	(10)	5/2	at Auburn *	3-0	W	9	5/2	#1 LSU *	8-7	W	(12)
5/5	ALABAMA *	7-6	W	(11)	5/3	at Auburn *	3-0	W	9	5/7	at Ole Miss *	3-4	L	9
5/10	at #20 Ole Miss *	0-3	L	9	5/4	at Auburn *	12-1	W	9	5/8	at Ole Miss *	10-13	L	9
5/11	at #20 Ole Miss *	8-10	L	9	5/9	TENNESSEE *	2-4	L	9	5/9	at Ole Miss *	7-8	L	(10)
5/12	at #20 Ole Miss *	7-6	W	9	5/10	TENNESSEE *	1-0	W	(10)	5/14	at Tennessee *	2-5	L	9
5/14	ORAL ROBERTS	3-2	W	9	5/11	TENNESSEE *	4-3	W	(12)	5/15	at Tennessee *	6-11	L	9
5/16	#12 SOUTH CAROLINA *	5-4	W	9	5/15	at #19 Alabama *	9-4	W	9	5/16	at Tennessee *	2-3	L	9
5/17	#12 SOUTH CAROLINA *	3-5	L	(10)	5/16	at #19 Alabama *	1-0	W	9					
5/18	#12 SOUTH CAROLINA *	7-2	W	9	5/17	at #19 Alabama *	1-2	L	9					
SEC Tournament (Hoover, Ala.)				SEC Tournament (Hoover, Ala.)										
5/21	vs. Missouri	2-1	W	(17)	5/20	vs. Georgia *	5-4	W	(10)					
5/22	vs. #12 South Carolina	5-3	W	9	5/21	vs. #6 South Carolina *	12-0	W	(7)					
5/23	vs. Texas A&M	6-4	W	9	5/22	vs. Kentucky *	6-7	L	(12)					
5/25	vs. #1 Vanderbilt	8-16	L	9	5/23	vs. #7 Florida *	1-5	L	9					
NCAA Starkville Regional (Starkville, Miss.)				NCAA Lafayette Regional (Lafayette, La.)										
5/31	CENTRAL ARKANSAS	5-3	W	9	5/30	vs. San Diego State	5-2	W	9					
6/1	SOUTH ALABAMA	6-2	W	9	5/31	vs. Jackson State	3-1	W	9					
6/2	CENTRAL ARKANSAS	2-5	L	9	6/1	at #1 Louisiana-Lafayette	8-14	L	9					
6/3	CENTRAL ARKANSAS	6-1	W	9	6/2	at #1 Louisiana-Lafayette	3-5	L	9					
NCAA Charlottesville Super Regional (Charlottesville, Va.)														
6/8	at #6 Virginia	11-6	W	9										
6/9	at #6 Virginia	6-5	W	9										
NCAA College World Series (Omaha, Neb.)														
6/15	vs. #3 Oregon State	5-4	W	9										
6/17	vs. #8 Indiana	5-4	W	9										
6/21	vs. #3 Oregon State	4-1	W	9										
6/24	vs. #6 UCLA	1-3	L	9										
6/25	vs. #6 UCLA	0-8	L	9										

ALL-TIME RESULTS



2016					44-18-1 (21-9 SEC)					2017					40-27 (17-13 SEC)					2018					39-29 (15-15 SEC)				
SEC Champions										Head Coach: Andy Cannizaro										Interim Head Coach: Gary Henderson									
Head Coach: John Cohen																													
2/19	FAU	6-10	L	9						2/17	#14 TEXAS TECH	2-5	L	9						2/16	at #21 Southern Miss	0-11	L	9					
2/20	SOUTH DAKOTA STATE	17-4	W	9						2/18	WESTERN ILLINOIS	8-2	W	9						2/17	at #21 Southern Miss	4-7	L	9					
2/20	FAU	0-4	L	9						2/19	WESTERN ILLINOIS	10-9	W	(11)						2/18	at #21 Southern Miss	2-5	L	9					
2/21	SOUTH DAKOTA STATE	15-5	W	7						2/19	#14 TEXAS TECH	8-5	W	9						2/21	at Jackson State	12-1	W	9					
2/26	UMASS LOWELL	4-2	W	9						2/21	MOREHEAD STATE	8-13	L	9						Kleberg Bank College Classic (Corpus Christi, Texas)									
2/27	NICHOLLS STATE	5-0	W	9						2/24	INDIANA STATE	11-6	W	9						2/23	vs. UC Santa Barbara	7-4	W	9					
2/27	UMASS LOWELL	4-2	W	9						2/25	MARIST	12-4	W	9						2/24	vs. Nicholls State	14-4	W	(12)					
2/28	NICHOLLS STATE	8-0	W	9						2/25	INDIANA STATE	9-1	W	9						2/25	at Texas A&M-Corpus Christi	3-6	L	9					
3/1	ALCORN STATE	14-0	W	9						2/26	MARIST	8-9	L	9						2/28	at McNeese State	3-6	L	9					
Dodger Stadium Classic (Los Angeles, Calif.)										3/3	at Oregon	0-1	L	9						Shriners College Classic (Houston, Texas)									
3/4	at #9 UCLA	1-2	L	9						3/4	at Oregon	5-4	W	9						3/2	vs. Louisiana-Lafayette	3-1	W	9					
3/5	at #20 USC	8-7	W	9						3/5	at Oregon	5-6	L	(11)						3/3	vs. Houston	3-2	W	(12)					
3/6	vs. Oklahoma	5-5	T	9						3/7	#24 LOUISIANA TECH	2-3	L	9						3/4	vs. Sam Houston State	4-1	W	9					
3/8	SOUTH ALABAMA	7-3	W	9						3/10	SOUTH ALABAMA	2-0	W	9						3/6	NEW MEXICO STATE	9-1	W	9					
3/11	#10 OREGON	10-4	W	9						3/12	COLUMBIA	5-4	W	9						3/7	NEW MEXICO STATE	6-0	W	9					
3/12	#10 OREGON	9-3	W	9						3/12	SOUTH ALABAMA	8-6	W	9						3/9	UTAH VALLEY	1-2	L	(11)					
3/13	#10 OREGON	5-2	W	9						3/13	COLUMBIA	11-8	W	9						3/9	UTAH VALLEY	4-2	W	9					
3/15	EASTERN KENTUCKY	12-16	L	(10)						3/17	ARKANSAS-PINE BLUFF	11-8	W	9						3/11	UTAH VALLEY	5-3	W	9					
3/16	ORAL ROBERTS	1-3	L	9						3/14	ARKANSAS	11-8	W	9						Played in Biloxi, Miss.									
3/18	at #2 Vanderbilt *	2-1	W	(13)						3/17	at Arkansas *	1-3	L	9						3/14	vs. Southeastern Louisiana	5-11	L	9					
3/19	at #2 Vanderbilt *	5-4	W	9						3/18	at Arkansas *	4-5	L	9						3/16	#14 VANDERBILT *	0-5	L	9					
3/20	at #2 Vanderbilt *	6-12	L	9						3/19	at Arkansas *	1-6	L	9						3/17	#14 VANDERBILT *	1-10	L	9					
3/22	MISSISSIPPI VALLEY STATE	16-1	W	9						Played in Pearl, Miss.										3/18	#14 VANDERBILT *	3-4	L	9					
3/24	GEORGIA *	9-2	W	9						3/21	vs. Southern Miss	5-7	L	9						3/20	ALCORN STATE	17-1	W	9					
3/25	GEORGIA *	3-1	W	9						3/21	vs. Southern Miss	5-7	L	9						3/21	TEXAS SOUTHERN	11-6	W	9					
3/26	GEORGIA *	8-11	L	9						3/24	TENNESSEE *	5-4	W	9						3/23	at Missouri *	1-4	L	9					
Played in Pearl, Miss.										3/25	TENNESSEE *	14-4	W	9						3/24	at Missouri *	3-1	W	(15)					
3/29	vs. Southern Miss	13-5	W	9						3/26	TENNESSEE *	7-4	W	9						3/25	at Missouri *	4-5	L	(11)					
4/1	#11 OLE MISS *	3-1	W	9						3/28	at Memphis	8-3	W	9						3/27	at Nicholls State	4-7	L	9					
4/2	#11 OLE MISS *	6-2	W	9						3/30	at #19 Ole Miss *	4-3	W	9						3/29	at #21 LSU *	1-10	L	9					
4/3	#11 OLE MISS *	5-8	L	9						3/31	at #19 Ole Miss *	5-3	W	9						3/30	at #21 LSU *	4-1	W	9					
4/5	UT MARTIN	14-0	W	9						4/1	at #19 Ole Miss *	2-1	W	9						3/31	at #21 LSU *	0-4	L	9					
4/8	at #1 Florida *	2-8	L	9						4/4	FIU	3-8	L	9						4/4	SOUTHERN	5-0	W	9					
4/9	at #1 Florida *	10-4	W	9						4/5	FIU	9-7	W	(10)						4/7	#3 OLE MISS *	13-3	W	9					
4/10	at #1 Florida *	2-1	W	9						4/7	#8 KENTUCKY *	2-5	L	9						4/7	#3 OLE MISS *	1-6	L	9					
4/13	MEMPHIS	11-1	W	9						4/8	#8 KENTUCKY *	10-6	W	9						4/8	#3 OLE MISS *	7-5	W	(11)					
4/15	#3 TEXAS A&M *	3-10	L	9						4/9	#8 KENTUCKY *	10-6	W	9						4/11	at Alabama State	15-4	W	9					
4/16	#3 TEXAS A&M *	6-10	L	9						4/11	MISSISSIPPI VALLEY STATE	5-0	W	9						4/13	at #23 Auburn *	1-2	L	9					
4/17	#3 TEXAS A&M *	5-10	L	9						4/14	at #8 South Carolina *	7-4	W	9						4/14	at #23 Auburn *	7-2	W	9					
Played in Biloxi, Miss.										4/15	at #8 South Carolina *	5-4	W	9						4/15	at #23 Auburn *	5-7	L	9					
4/20	vs. ULM	1-0	W	(14)						4/16	at #8 South Carolina *	1-6	L	9						4/18	at Memphis	1-6	L	9					
4/22	at #7 LSU *	12-8	W	9						4/18	at South Alabama	2-5	L	9						4/20	#4 ARKANSAS *	6-5	W	9					
4/23	at #7 LSU *	2-1	W	9						4/20	ALABAMA *	6-5	W	9						4/21	#4 ARKANSAS *	5-3	W	9					
4/24	at #7 LSU *	8-11	L	9						4/21	ALABAMA *	4-3	W	9						4/21	#4 ARKANSAS *	7-5	W	9					
Governor's Cup (Pearl, Miss.)										4/21	ALABAMA *	13-12	W	(13)						Governor's Cup (Pearl, Miss.)									
4/26	vs. #12 Ole Miss	2-0	W	9						4/25	vs. Ole Miss	4-2	W	9						4/24	vs. #5 Ole Miss	7-6	W	9					
4/28	at Alabama *	12-5	W	9						4/28	#5 AUBURN *	5-2	W	9						4/27	TEXAS A&M *	3-6	L	9					
4/30	at Alabama *	3-4	L	(9)						4/29	#5 AUBURN *	8-17	L	9						4/28	TEXAS A&M *	11-6	W	9					
4/30	at Alabama *	2-1	W	7						5/4	at #15 Texas A&M *	2-9	L	9						4/29	TEXAS A&M *	4-7	L	9					
5/5	MISSOURI *	8-2	W	9						5/5	at #15 Texas A&M *	5-1	W	9						5/4	at Alabama *	14-12	W	(10)					
5/6	MISSOURI *	4-3	W	9						5/6	at #15 Texas A&M *	4-3	W	9						5/5	at Alabama *	3-4	L	(10)					
5/7	MISSOURI *	3-1	W	9						5/12	at Georgia *	9-3	W	9						5/6	at Alabama *	6-4	W	9					
5/11	at Troy	7-3	W	9						5/13	at Georgia *	1-4	L	9						5/9	at Troy	9-8	W	(10)					
5/13	at Auburn *	4-0	W	9						5/14	at Georgia *	1-4	L	9						5/11	at #21 Kentucky *	6-9	L	9					
5/14	at Auburn *	16-6	W	9						5/16	TROY	10-8	W	9						5/12	at #21 Kentucky *	1-4	L	9					
5/15	at Auburn *	10-3	W	9						5/18	#5 LSU *	1-3	L	9						5/13	at #21 Kentucky *	18-8	W	9					
5/19	ARKANSAS *	7-0	W	9						5/19	#5 LSU *	5-11	L	9						5/17	#1 FLORIDA *	6-3	W	9					
5/20	ARKANSAS *	5-1	W	9						5/20	#5 LSU *	7-11	L	9						5/18	#1 FLORIDA *	12-4	W	9					
5/21	ARKANSAS *	9-4	W	9						SEC Tournament (Hoover, Ala.)										5/19	#1 FLORIDA *	13-6	W	9					
SEC Tournament (Hoover, Ala.)										5/24	vs. Georgia	3-0	W	9						SEC Tournament (Hoover, Ala.)									
5/25	vs. Alabama	4-1	W	9						5/25	vs. Arkansas	4-3	W	9						5/22	vs. LSU	5-8	L	9					
5/26	vs. LSU	2-6	L	9						5/26	vs. Florida	3-12	L	9						NCAA Tallahassee Regional (Tallahassee, Fla.)									
5/27	vs. Florida	2-12	L	(7)						5/26	vs. Arkansas	2-9	L	9						6/1	vs. Oklahoma	10-20	L	9					
NCAA Starkville Regional (Starkville, Miss.)										NCAA Hattiesburg Regional (Hattiesburg, Miss.)										6/2	at #5 Florida State	3-2	W	9					
6/3	SOUTHEAST MISSOURI STATE	9-5	W	9						6/2	vs. South Alabama	3-6	L	9						6/3	vs. Samford	9-8	W	9					
6/4	#24 CAL STATE FULLERTON	4-1	W	9						6/4	vs. UIC	5-4	W	9						6/3	vs. Oklahoma	13-5	W	9					
6/5	LOUISIANA TECH	4-0	W	9																									



ALL-TIME RESULTS

2019	52-15 (20-10 SEC)
<i>Head Coach: Chris Lemonis</i>	
2/15	YOUNGSTOWN STATE 14-3 W 9
2/16	YOUNGSTOWN STATE-1 14-2 W 9
2/16	YOUNGSTOWN STATE-2 8-0 W 9
2/20	UAB 3-2 W 9
2/22	#21 SOUTHERN MISS 0-1 L (10)
2/23	#21 SOUTHERN MISS 8-1 W 9
2/24	#21 SOUTHERN MISS 4-3 W 9
2/26	JACKSON STATE 17-4 W 9
2/27	SOUTHEASTERN LOUISIANA 12-0 W 9
<i>Frisco Classic (Frisco, Texas)</i>	
3/1	vs. Sam Houston State 5-4 W 9
3/2	vs. #8 Texas Tech 4-2 W 9
3/5	EAST CAROLINA 4-1 W 9
3/6	ARKANSAS-PINE BLUFF 14-1 W 9
3/8	MAINE 9-2 W 9
3/8	MAINE 5-1 W 9
3/10	MAINE 9-8 W 9
3/13	GRAMBLING 18-1 W 9
3/15	at #4 Florida * 6-5 W 9
3/16	at #4 Florida * 10-5 W 9
3/16	at #4 Florida * 2-4 L 9
3/19	ARKANSAS-LITTLE ROCK 15-4 W 9
3/20	at Samford 6-4 W 9
3/22	#16 AUBURN * 5-6 L 9
3/23	#16 AUBURN * 15-2 W 9
3/24	#16 AUBURN * 20-15 W 9
3/26	MISSISSIPPI VALLEY STATE 18-5 W 9
3/28	#17 LSU * 6-5 W 9
3/29	#17 LSU * 5-10 L 9
3/30	#17 LSU * 2-11 L 9
4/3	ULM 21-8 W 9
4/5	at Tennessee * 6-3 W (11)
4/6	at Tennessee * 1-2 L 9
4/7	at Tennessee * 7-5 W 9
4/10	SOUTH ALABAMA 7-5 W 9
4/12	ALABAMA * 6-0 W 9
4/13	ALABAMA * 9-1 W 9
4/14	ALABAMA * 13-3 W 9
4/16	TEXAS SOUTHERN 5-1 W 9
4/18	at #10 Arkansas * 3-5 L 9
4/19	at #10 Arkansas * 5-12 L 9
4/20	at #10 Arkansas * 2-10 L 9
<i>Governor's Cup (Pearl, Miss.)</i>	
4/23	vs. #23 Ole Miss 8-1 W 9
4/26	#3 GEORGIA * 19-3 W 9
4/27	#3 GEORGIA * 9-3 W 9
4/28	#3 GEORGIA * 6-5 W 9
5/3	at #15 Texas A&M * 4-0 W 9
5/4	at #15 Texas A&M * 0-1 L 7
5/4	at #15 Texas A&M * 4-3 W 7
5/8	MEMPHIS 10-9 W 9
5/10	at #11 Ole Miss * 2-0 W 9
5/11	at #11 Ole Miss * 8-5 W 9
5/12	at #11 Ole Miss * 11-5 W 9
5/14	LOUISIANA TECH 7-3 W 9
5/16	SOUTH CAROLINA * 24-7 W 9
5/17	SOUTH CAROLINA * 11-2 W 9
5/18	SOUTH CAROLINA * 8-10 L 9
<i>SEC Tournament (Hoover, Ala.)</i>	
5/22	vs. #16 LSU 6-5 W (17)
5/23	vs. #2 Vanderbilt 0-1 L 9
5/24	vs. #16 LSU 2-12 L (7)
<i>NCAA Starkville Regional (Starkville, Miss.)</i>	
5/31	SOUTHERN 11-6 W 9
6/1	CENTRAL MICHIGAN 7-2 W 9
6/2	#19 MIAMI (Fla.) 5-2 W 9
<i>NCAA Starkville Super Regional (Starkville, Miss.)</i>	
6/8	#3 STANFORD 6-2 W 9
6/9	#3 STANFORD 8-1 W 9
<i>NCAA College World Series (Omaha, Neb.)</i>	
6/16	vs. Auburn 5-4 W 9
6/19	vs. #2 Vanderbilt 3-6 L 9
6/20	vs. #11 Louisville 3-4 L 9

2020	12-4 (0-0 SEC)
<i>Head Coach: Chris Lemonis</i>	
2/14	WRIGHT STATE 9-6 W 9
2/15	WRIGHT STATE 6-2 W 9
2/16	WRIGHT STATE 5-1 W 9
2/21	OREGON STATE 6-2 W 9
2/22	OREGON STATE 7-4 W 9
2/23	OREGON STATE 2-7 L 9
2/25	TEXAS SOUTHERN 4-8 L 9
2/26	ALCORN STATE 8-4 W 9
2/28	at Long Beach State 0-4 L 9
2/29	at Long Beach State 9-0 W 9
3/1	at Long Beach State 2-6 L 9
3/6	QUINNIPIAC 5-1 W 9
3/7	QUINNIPIAC 5-4 W 9
3/8	QUINNIPIAC 8-4 W 9
<i>Played in Biloxi, Miss.</i>	
3/10	vs. #2 Texas Tech 6-3 W 9
3/11	vs. #2 Texas Tech 3-2 W 9

NOTE: The 2020 season was canceled prior to the start of SEC play due to the COVID-19 pandemic, with no NCAA Division I games played following March 12. All records and statistics count.

2021	50-18 (20-10 SEC)
NCAA National Champions	
<i>Head Coach: Chris Lemonis</i>	
<i>State Farm College Baseball Showdown (Arlington, Texas)</i>	
2/20	vs. Texas 8-3 W 9
2/21	vs. TCU 2-3 L 9
2/22	vs. Texas Tech 11-5 W 9
2/24	JACKSON STATE 7-3 W 9
2/26	TULANE 3-7 L 9
2/27	TULANE 9-5 W 9
2/28	TULANE 5-4 W 9
<i>Played in Pearl, Miss.</i>	
3/3	vs. Southern Miss 4-1 W 9
3/5	KENT STATE 8-3 W 9
3/6	KENT STATE 5-9 L 9
3/7	KENT STATE 13-0 W 9
3/9	GRAMBLING 10-0 W 9
3/10	LOUISIANA-LAFAYETTE 4-0 W 9
3/12	EASTERN MICHIGAN 14-0 W 9
3/13	EASTERN MICHIGAN 4-1 W 9
3/14	EASTERN MICHIGAN 4-1 W 9
3/16	SAMFORD 10-2 W 9
3/19	at LSU * 6-1 W 9
3/20	at LSU * 3-0 W 9
3/21	at LSU * 3-8 L 9
3/24	NORTH ALABAMA 18-1 W 9
3/26	ARKANSAS * 2-8 L 9
3/27	ARKANSAS * 5-11 L 9
3/28	ARKANSAS * 4-6 L 9
4/1	KENTUCKY * 8-1 W 9
4/2	KENTUCKY * 3-2 W 9
4/3	KENTUCKY * 4-3 W 9
4/6	SOUTHERN 15-1 W 9
4/9	at Auburn * 6-5 W 9
4/10	at Auburn * 7-2 W 9
4/11	at Auburn * 19-10 W 9
4/13	ARKANSAS STATE 18-10 W 9
4/16	OLE MISS * 5-2 W 9
4/17	OLE MISS * 0-9 L 9
4/18	OLE MISS * 7-5 W 9
4/20	UAB 19-7 W 9
4/23	at Vanderbilt * 2-6 L 9
4/24	at Vanderbilt * 7-4 W 9
4/25	at Vanderbilt * 4-7 L 9
4/30	TEXAS A&M * 8-7 W 9
5/1	TEXAS A&M-1 * 3-2 W 9
5/1	TEXAS A&M-2 * 10-5 W 9
5/5	THE CITADEL 10-2 W 9
5/7	at South Carolina * 9-0 W 9
5/8	at South Carolina * 9-6 W 9
5/9	at South Carolina * 3-4 L 9
5/13	MISSOURI * 5-4 W 9
5/14	MISSOURI * 6-7 L 9
5/15	MISSOURI * 8-16 L 9
5/18	JACKSONVILLE STATE 6-1 W 9
5/20	at Alabama * 4-2 W 9
5/21	at Alabama * 7-0 W 9
5/22	at Alabama * 7-3 W 9
<i>SEC Tournament (Hoover, Ala.)</i>	
5/26	vs. Florida 1-13 L 9
5/27	vs. Tennessee 2-12 L 9
<i>NCAA Starkville Regional (Starkville, Miss.)</i>	
6/4	SAMFORD 8-4 W 9
6/5	VCU 16-4 W 9
6/7	CAMPBELL 6-5 W 9
<i>NCAA Starkville Super Regional (Starkville, Miss.)</i>	
6/12	NOTRE DAME 9-8 W 9
6/13	NOTRE DAME 1-9 L 9
6/14	NOTRE DAME 11-7 W 9
<i>NCAA College World Series (Omaha, Neb.)</i>	
6/20	vs. Texas 2-1 W 9
6/22	vs. Virginia 6-5 W 9
6/25	vs. Texas 5-8 L 9
6/26	vs. Texas 4-3 W 9
6/28	vs. Vanderbilt 2-8 L 9
6/29	vs. Vanderbilt 13-2 W 9
6/30	vs. Vanderbilt 9-0 W 9

ALL-TIME RESULTS



2022					26-30 (9-21 SEC)					2023					27-26 (9-21 SEC)					2024					40-23 (17-13 SEC)				
Head Coach: Chris Lemonis										Head Coach: Chris Lemonis										Head Coach: Chris Lemonis									
2/18	#24 LONG BEACH STATE	0-3	L	9						2/17	VMI	11-2	W	9						2/16	AIR FORCE	8-4	W	9					
2/19	#24 LONG BEACH STATE	3-13	L	9						2/18	VMI	13-14	L	9						2/17	AIR FORCE	2-3	L	9					
2/20	#24 LONG BEACH STATE	12-4	W	9						2/19	VMI	9-3	W	9						2/18	AIR FORCE	10-2	W	9					
2/22	UAPB	17-1	W	7						2/21	ULM	5-11	L	9						2/20	AUSTIN PEAY	2-3	L	9					
2/25	NORTHERN KENTUCKY	6-7	L	9						2/22	ULM	14-3	W	9						2/21	AUSTIN PEAY	10-13	L	9					
2/26	NORTHERN KENTUCKY	10-1	W	9						2/24	ARIZONA STATE	4-13	L	9						2/23	GEORGIA SOUTHERN	5-1	W	9					
2/27	NORTHERN KENTUCKY	7-2	W	9						2/25	ARIZONA STATE	5-1	W	9						2/24	GEORGIA SOUTHERN	4-11	L	9					
3/1	GRAMBLING	2-1	W	9						2/26	ARIZONA STATE	16-3	W	9						2/25	GEORGIA SOUTHERN	10-2	W	9					
Played in Pearl, Miss.					Played in Pearl, Miss.					Played in Pearl, Miss.					2/27 JACKSON STATE					19-6 W 9									
3/2	vs. Southern Miss.	1-7	L	9						2/28	vs. #25 Southern Miss	10-9	W	9						2/29	MOUNT ST. MARY'S	12-2	W	9					
3/4	at Tulane	19-2	W	9						Frisco Classic (Frisco, Texas)					3/2 MOUNT ST. MARY'S - 1					7-2 W 9									
3/5	at Tulane	10-11	L	(10)						3/3	vs. Ohio State	3-8	L	9						3/2	MOUNT ST. MARY'S - 2	6-0	W	9					
3/6	at Tulane	4-5	L	9						3/4	vs. Oklahoma	9-15	L	9						Played in Pearl, Miss.									
Played in Biloxi, Miss.					3/5 vs. California					8-4 W 9					3/5 vs. Southern Miss					5-4 W 9									
3/8	vs. #11 Texas Tech	11-5	W	9						3/7	VALPARAISO	12-2	W	7						3/8	EVANSVILLE	5-2	W	9					
3/9	vs. #11 Texas Tech	2-7	L	9						3/10	LIPCOMB	8-2	W	9						3/9	EVANSVILLE	8-3	W	9					
3/11	PRINCETON	11-2	W	9						3/11	LIPSCOMB - 1	4-3	W	9						3/10	EVANSVILLE	13-3	W	8					
3/13	PRINCETON - 1	3-2	W	9						3/11	LIPSCOMB - 2	12-4	W	9						Played in Biloxi, Miss.									
3/13	PRINCETON - 2	9-1	W	7						Played in Biloxi, Miss.					3/12 vs. South Alabama					5-6 L 9									
3/14	BINGHAMTON	13-5	W	9						3/14	vs. Nicholls	12-4	W	9						3/13	vs. New Orleans	2-1	W	11					
3/18	at #18 Georgia *	0-11	L	9						3/15	vs. Louisiana	4-2	W	9						3/15	#2 LSU*	10-4	W	9					
3/19	at #18 Georgia *	11-12	L	9						3/17	at Kentucky*	5-6	L	10						3/16	#2 LSU*	8-9	L	9					
3/20	at #18 Georgia *	20-3	W	9						3/18	at Kentucky*	3-12	L	9						3/17	#2 LSU*	15-5	W	8					
3/23	SOUTHERN	14-5	W	9						3/19	at Kentucky*	3-17	L	7						3/19	MEMPHIS	17-9	W	9					
3/25	ALABAMA *	7-6	W	(10)						3/21	ARKANSAS STATE	16-2	W	9						3/21	at #7 Texas A&M*	3-6	L	9					
3/26	ALABAMA *	8-7	W	9						3/24	#4 VANDERBILT*	3-26	L	7						3/22	at #7 Texas A&M*	5-1	W	9					
3/27	ALABAMA *	2-6	L	9						3/25	#4 VANDERBILT*	5-18	L	9						3/23	at #7 Texas A&M*	1-6	L	9					
3/29	at Memphis	10-4	W	9						3/26	#4 VANDERBILT*	7-11	L	9						3/26	at Samford	9-5	W	10					
4/1	at #2 Arkansas *	1-8	L	9						3/28	SAMFORD	9-4	W	9						3/29	at #6 Florida*	6-7	L	9					
4/2	at #2 Arkansas *	5-12	L	9						3/30	#9 SOUTH CAROLINA*	4-6	L	9						3/30	at #6 Florida*	12-2	W	9					
4/3	at #2 Arkansas *	5-3	W	(12)						4/1	#9 SOUTH CAROLINA*	13-3	W	7						3/31	at #6 Florida*	3-4	L	9					
4/5	UT MARTIN	13-2	W	7						4/2	#9 SOUTH CAROLINA*	5-14	L	9						4/2	CENTRAL ARKANSAS	6-7	L	9					
4/8	#16 LSU *	2-5	L	9						4/4	GRAMBLING	21-2	W	7						4/5	GEORGIA*	6-1	W	9					
4/9	#16 LSU *	3-4	L	9						4/6	at Alabama*	12-8	W	9						4/6	GEORGIA*	2-3	L	9					
4/10	#16 LSU *	3-13	L	9						4/7	at Alabama*	1-11	L	7						4/7	GEORGIA*	9-8	W	9					
4/12	UAB	6-5	W	(10)						4/8	at Alabama*	8-4	W	9						4/12	at Ole Miss*	8-0	W	9					
4/14	#17 AUBURN *	7-6	W	9						4/11	at UAB	7-3	W	9						4/13	at Ole Miss*	9-10	L	12					
4/15	#17 AUBURN *	9-5	W	9						4/14	OLE MISS*	2-3	L	9						4/14	at Ole Miss*	2-14	L	7					
4/16	#17 AUBURN *	2-3	L	(10)						4/15	OLE MISS*	8-7	W	9						4/16	ALCORN STATE	11-0	W	7					
4/19	JACKSON STATE	17-2	W	7						4/16	OLE MISS*	5-3	W	9						4/19	AUBURN*	8-1	W	9					
4/21	at Ole Miss *	2-4	L	9						4/21	at Auburn*	1-2	L	9						4/21	AUBURN* - 1	3-1	W	7					
4/22	at Ole Miss *	10-7	W	9						4/22	at Auburn*	11-10	W	9						4/21	AUBURN* - 2	4-3	W	8					
4/23	at Ole Miss *	7-6	W	(11)						4/23	at Auburn*	11-12	L	9						4/23	at Memphis	6-4	W	9					
Governor's Cup (Pearl, Miss.)					Governor's Cup (Pearl, Miss.)					Governor's Cup (Pearl, Miss.)					4/26 at #11 Vanderbilt					0-4 L 9									
4/26	vs. Ole Miss	2-5	L	9						4/25	vs. Ole Miss	2-1	W	9						4/27	at #11 Vanderbilt	7-4	W	9					
4/29	at Missouri *	13-4	W	9						4/27	at #8 Tennessee*	7-8	L	9						4/28	at #11 Vanderbilt	8-7	W	9					
4/30	at Missouri *	8-19	L	9						4/28	at #8 Tennessee*	8-12	L	9						Governor's Cup (Pearl, Miss.)									
5/1	at Missouri *	6-7	L	9						4/29	at #8 Tennessee*	2-13	L	7						5/1	vs. Ole Miss	5-1	W	9					
5/6	FLORIDA *	6-8	L	9						5/5	#6 ARKANSAS*	2-6	L	9						5/3	#23 ALABAMA*	13-3	W	7					
5/7	FLORIDA *	3-9	L	9						5/6	#6 ARKANSAS*	2-14	L	7						5/4	#23 ALABAMA*	8-1	W	9					
5/8	FLORIDA *	2-6	L	9						5/7	#6 ARKANSAS*	6-11	L	9						5/5	#23 ALABAMA*	5-10	L	9					
Played in Hoover, Ala.					5/12 at #2 LSU*					1-12 L 7					5/10 at #5 Arkansas*					5-7 L 9									
5/10	vs. Samford	6-8	L	9						5/13	at #2 LSU*	9-4	W	9						5/11	at #5 Arkansas*	8-5	W	9					
5/13	at #16 Texas A&M *	7-8	L	9						5/14	at #2 LSU*	14-13	W	(10)						5/12	at #5 Arkansas*	6-9	L	9					
5/14	at #16 Texas A&M *	6-9	L	9						5/18	TEXAS A&M*	10-8	W	9						5/14	NORTH ALABAMA	8-4	W	9					
5/15	at #16 Texas A&M *	2-8	L	9						5/19	TEXAS A&M*	4-6	L	9						5/16	MISSOURI*	4-3	W	9					
5/17	NORTH ALABAMA	14-4	W	8						5/20	TEXAS A&M*	10-15	L	9						5/17	MISSOURI*	8-2	W	9					
5/19	#1 TENNESSEE *	2-27	L	9											5/18 MISSOURI*					3-4 L 9									
5/20	#1 TENNESSEE *	3-4	L	9											SEC Tournament (Hoover, Ala.)														
5/21	#1 TENNESSEE *	5-10	L	9											5/21 vs. Ole Miss					2-1 W 9									
																				5/22 vs. #4 Texas A&M					5-3 W 9				
																				5/23 vs. Vanderbilt					3-4 L 9				
																				5/24 vs. #1 Tennessee					5-6 L 9				
																				NCAA Charlottesville Regional (Charlottesville, Va.)									
																				5/31 vs. St. John's					5-2 W 10				
																				6/1 at #18 Virginia					4-5 L 9				
																				6/2 vs. St. John's					13-5 W 9				
																				6/2 at #18 Virginia					2-9 L 9				



1885	
May 2	Mississippi A&M, behind team captain W.J. (Bill) Jennings, defeats Durant 7-2 in the first baseball game in MSU history. Jennings, who holds the distinction of being credited as the first man in Southern college baseball who could throw a curve ball, baffles batters from all over the South in claiming A&M's first 12 wins. His composite four-year record, during which time he pitched every game for the Maroons, is a sparkling 12-1.
1893	
October 12	A&M defeats Ole Miss, 6-3, in its first intercollegiate baseball game, which begins the longest baseball rivalry for both schools.
1909	
April 11	Willie Mitchell hurls the first perfect game in Mississippi A&M history by striking out 26 LSU batters and helping the Maroons slip past the Tigers 1-0 in the second game of a doubleheader in Baton Rouge, Louisiana. Mitchell finishes with a 6-1 worksheet and dazzles his opponents by striking out 97 batters in 56 1/3 innings. Of his six victories, Mitchell throws one no-hitter, two one-hitters, two two-hitters and one six-hitter.
1918	
April 5-6	Maroon hurlers R.H. Pepper and J.T. Peatross shut down Mississippi College by tossing back-to-back no-hitters. Pepper opens the two-game series by allowing the Choctaws only four walks in a 5-0 A&M win. Pepper's shining accomplishment is overshadowed the following day as Peatross pitches only the second perfect game in MSU history, downing Mississippi College, 1-0.
1920	
April 5	Legendary Dudy Noble Field namesake Clarke Randolph "Dudy" Noble coaches his first game at his alma mater, a 5-3 loss to the University of Illinois. Noble will go on to coach at MSU for 26 years, during which time he compiles a 267-201-9 record and wins three Southern Intercollegiate Athletic Association championships.
1924	
May 13	Two baseball rarities occur in the same game during a campus contest against Ole Miss. Not only does A&M retire the Rebels on three straight pitches in one inning, but shortstop C.S. "Buddy" Myer gives the Maroons a much-needed boost by cranking out a grand slam to lead his team to a 6-4 victory. Myer's shot is believed to be the first grand slam in the history of MSU. Myer would go on to play 17 years in Major League Baseball with Washington and Boston, hitting for a career average of .303.
1947	
April 18	LSU outfielder Joe Bill Adcock launches a shot an estimated 500 feet into the MSU swimming pool at the "old" Dudy Noble Field. Adcock would play only one season at LSU before playing 16 years in the major leagues, but his tremendous blow is still talked about by long-time Bulldog baseball fans.
1948	
May 31	R.P. "Doc" Patty guides the Bulldogs to their first Southeastern Conference championship in his initial season as head coach. MSU defeats Auburn in the championship playoff, three games to none, thanks to the efforts of All-SEC outfielder Johnny Grace, who led the Bulldogs with a .375 batting average.
1949	
June	Mississippi State College wins its second consecutive SEC title by downing Kentucky three games to one in the title series. All-conference infielder Alex Grammas and brother Pete Grammas were crowd favorites in helping lead the Bulldogs to a 19-6 overall record. Alex would go on to play 10 seasons in Major League Baseball with the St. Louis Cardinals, Cincinnati Reds and Chicago Cubs, before coaching for the Detroit Tigers.
1965	
May 9	Outfielder Del Unser belts three round-trippers and picks up a double to set a then-single-game team record for total bases with 14. Unser spreads his blasts around, sending a shot to all three fields, as the Bulldogs base to Ole Miss, 10-7. The power outburst gives Unser seven homers, all coming in the last six regular-season games.
May 22	Behind conference hits leader Mike Burns, the Bulldogs top Auburn in the SEC Championship Series, winning two out of three games. After falling to the Tigers in the series opener, MSU battles back with the strong pitching of Ken Tatum, who leads the Bulldogs to 10-1 and 10-2 victories to claim the conference crown. The title marked the first of four won under the guidance of coaching-great Paul Gregory.
1966	
April 2	Pitcher James Carroll hurls 14 innings of four-hit baseball as he out-duels Alabama's Kenny Stabler, 2-1. All-American outfielder Del Unser scores the winning run with two outs in the bottom of the 14th.
May 14	Right-hander Ken Tatum starts on only two days rest and shuts down the Tennessee Volunteers, 9-3, giving the Bulldogs their second-consecutive SEC championship. The game marked MSU's final appearance at Redbird Park in Columbus, which for two seasons served as the home of MSU Baseball while the "new" Dudy Noble Field is being built.
1970	
May 5	Sophomore left-hander Gene Henderson stymies Arkansas in the nightcap with a no-hit performance that gives the Bulldogs, ranked fifth nationally, a doubleheader sweep versus the Razorbacks, 6-0 and 1-0. Henderson, along with conference ERA-leader Dennis Hall (0.63) and wins-leader Brantley Jones (9-0), carries MSU to its fifth SEC title. State drops the first game of the best-of-three championship series against Tennessee but rebounds to claim the final two contests, 4-3 and 1-0, at Dudy Noble Field.
1971	
May 14	All-American third baseman Phil Still and All-SEC pitcher Mike Proffitt help lead the Bulldogs to 5-1 and 3-1 victories against Vanderbilt for their second-consecutive SEC title on the way to a 32-12 record and the school's first appearance in the College World Series. After defeating the Commodores in two straight games for the SEC crown, State downs Georgia Tech, 5-2, in the NCAA District III championship game in Gastonia, North Carolina, earn its spot in Omaha.
1972	
April 14	Dudy Noble Field hosts its first night game thanks to a new lighting system. MSU alumnus E.B.

DIAMOND DAWG TIMELINE

"Dutch" McCool, a former teammate of coach Paul Gregory, donates the lights to his alma mater, allowing the Bulldogs to play games at night when it is more convenient for fans to attend. McCool was one of the original founders of Holiday Inn.

1976	
March 8	Legendary Mississippi State head coach Ron Polk wins his first career game as the Bulldog skipper, 4-0, versus Louisiana Tech. MSU finishes the season 28-17, which begins a streak of 32 consecutive winning seasons.
1977	
March 19	Junior outfielder Nat "Buck" Showalter begins the season with a modest six-game hitting streak in which he hits .700 (14-for-20) on his way to posting the MSU single-season record for batting average. Showalter, who later becomes one of only 22 Major League Baseball skippers to manage 3,000 games, hits an SEC-leading .459 as he garners numerous All-America honors.
1979	
May 14	Down 11-9 with one out in the bottom of the eighth, designated hitter Rick Dixon launches a slider nearly 400 feet over the left-center field fence for a three-run homer in the SEC Tournament final. The win gives fourth-year head coach Ron Polk his first conference title in the first SEC Tournament held at Dudy Noble Field.
May 27	After falling to nationally-ranked New Orleans in the opening game, the Bulldogs successfully sweep through the loser's bracket to claim the NCAA South Regional. An 8-6 win versus Murray State in the championship game of the first NCAA Regional at Dudy Noble Field lifted MSU to its second appearance at the College World Series.
1981	
March 15	Junior first baseman Bruce Castoria sets a then-school-record and ties the SEC mark by driving in 10 runs against UNLV in Las Vegas. Castoria, who would set another school record by cranking four grand slams on the year, hits his second of the season against the Rebels, along with a three-run shot, an RBI single and two walks with the bases loaded to account for his 10 RBIs.
May 24	State jumps out to an early six-run lead and holds off a late rally by East Tennessee State to win the NCAA Atlantic Regional in Clemson, South Carolina, 6-5. The Dawgs would go on to finish fifth nationally at the College World Series.
1983	
February 25	Freshman Rafael Palmeiro slaps the first pitch he sees as a collegian over the right field fence for a three-run homer on Opening Day against Mississippi College. Palmeiro, who would later pile up 3,020 hits and 569 home runs in a remarkable 20-year pro career, proceeds to hit safely in his first 20 games en route to a team-high and SEC-best .406 average.
April 2	Future major league slugger Will Clark hits his first collegiate home run, an eighth-inning grand slam to straight-away center field, to help lead MSU to a 27-10 pounding versus rival Ole Miss. The following day, Clark comes in late as a pinch runner and scores the winning run in a 7-6 come-from-behind victory against the Rebels.
1985	
May 12	Behind strong pitching and excellent defense, the Bulldogs overpower the field in three games to win the SEC Tournament at LSU's Alex Box Stadium, clinching the title with an 8-3 win versus Georgia.
May 27	MSU tops Michigan, 19-8, in the championship game of the NCAA South I Regional to earn its third trip to the College World Series under Ron Polk. Right fielder/relief pitcher Bobby Thigpen, who a year before hit a grand slam in his first career at-bat at Dudy Noble Field, shines in his home finale by cranking another bases-loaded blast. Regional MVP Jeff Brantley is among seven Bulldogs named to the 11-player all-tournament team.
October 23	The United States Baseball Federation names Mississippi State All-American Will Clark the recipient of the Golden Spikes Award, amateur baseball's most prestigious honor. Clark had been the second player taken overall during baseball's June draft by the San Francisco Giants.
1987	
March 1	The "new" Dudy Noble Field re-opens its gates to 4,040 fans who brave the chilly weather and experience what is considered by many to be the nicest baseball stadium in all of college baseball. The \$3.5 million showcase consists of 3,700 chairback seats, two 1,500-seat bleachers down each line and the spacious Joe Phillips Press Box. MSU doesn't disappoint the home crowd, downing Birmingham-Southern 4-1.
May 14	Freshman center fielder Jody Hurst blasts two homers and Mississippi State scores four runs in the bottom of the ninth to lead the sixth-seeded Bulldogs against top-seeded Georgia, 6-5, in the opening-round of the SEC Tournament in Athens, Georgia. MSU swept three games from Alabama in the final regular season series to qualify for the tournament and won four straight SEC Tournament games to claim the championship and earn a spot in the NCAA Midwest Regional.
1988	
April 16	Mississippi State shatters its own NCAA on-campus attendance record (10,619) as 14,378 Bulldog faithful jam Dudy Noble Field for MSU's doubleheader split with LSU. The following evening, State plays its fifth regular season game ever on ESPN, besting the Tigers, 1-0, on the strength of former MSU Athletic Director John Cohen's fifth-inning solo shot to center field.
1989	
April 22	Mississippi State once again sets the NCAA on-campus attendance record when a crowd of 14,991 witness the Bulldogs' doubleheader sweep of Florida. Junior second baseman Burke Masters caps the evening off in fine fashion by drilling a solo shot into the famous Left Field Lounge™ during the Bulldogs' final at-bat to lift MSU over the Gators, 5-4.
April 30	Ron Polk's Bulldogs claim their third SEC championship in five years and the 10th in school history by winning a 28-16 slugfest at Kentucky, setting the single-game team record for most hits (30) and tying the record for most home runs (6). Junior outfielder Tracy Echols ties an SEC record by recording six hits in the contest.
May 25-28	Dudy Noble Field hosts its fifth NCAA Regional in six years. The 1989 South Regional draws a then-NCAA-record 56,906 fans during the 11-game event, an average of 5,173 per game.
1990	
May 28	Jon Shave drives in Tommy Raffo with two outs in the top of the eighth to cap a three-run rally and give State a 4-3 win over Florida State in the championship game of the NCAA South II



DIAMOND DAWG TIMELINE

Regional in Starkville. With the win, MSU earns its fifth trip to the College World Series. Five Bulldogs were named to the all-tournament team, including MVP Burke Masters, whose dramatic ninth-inning grand slam against Florida State had earlier provided MSU with an 11-8 victory and force a decisive game in the regional.

1992	
May 21	Left-hander B.J. Wallace strikes out 19 Nicholls State batters in 10 innings of work at the NCAA Midwest Regional in Starkville, setting a then-single-season record with 145 strikeouts. A month later, Montreal made Wallace the No. 3 overall pick in the 1992 MLB Draft.
1993	
May 8	State plays its 1,000th Southeastern Conference game, defeating in-state rival Ole Miss, 10-2, in the first game of a doubleheader in Oxford.
1994	
October	Mississippi State's 10-man recruiting class is ranked the nation's best by Collegiate Baseball Newspaper, the highest national ranking for a class of MSU baseball newcomers.
1995	
January 7	Mississippi State head coach Ron Polk is inducted into the American Baseball Coaches Association Hall of Fame. Polk joins 160 other all-time amateur baseball coaching greats enshrined in the ABCA Hall of Fame, including MSU coaches C.R. "Dudy" Noble (1967) and Paul Gregory (1977).
1996	
May 23-25	State returns to the NCAA postseason after a two-year absence, traveling to Palo Alto, California, to compete in the NCAA West Regional. Sophomore Eric DuBose, who fanned 174 batters in 1996 to establish the then-single-season strikeout mark, went the distance in MSU's 6-2 win against UC Santa Barbara.
1997	
February 27	With MSU's 11-4 win versus Delta State at Dudy Noble Field, coach Ron Polk becomes the 16th college coach to reach 1,000 career wins.
April 19	In ceremonies prior to the Mississippi State-Alabama game, MSU's baseball facility is renamed Dudy Noble Field, Polk-DeMent Stadium in honor of head coach Ron Polk and a longtime MSU baseball fan from Indianola, Mississippi, the late Gordon DeMent. In the game, MSU downs the eventual NCAA runners-up in an 11-10 thriller.
June 5	After hosting and winning the NCAA Midwest Regional and finishing tied for fifth at the College World Series in Omaha, Nebraska, MSU announces the retirement of head baseball coach Ron Polk and introduces Pat McMahon as the school's 14th head baseball coach. Polk, remaining on staff with the MSU administration in fund raising, announced August 18 the beginning of a drive to expand seating by more than 1,000 at MSU's home stadium, including the addition of 18 Diamond Suites.
1998	
February 17	Mississippi State launches the coaching era of Pat McMahon at Dudy Noble Field with the Diamond Dawgs' season opener against South Alabama. The Jaguars emerge with a closely-contested win, 14-13, in a 12-inning marathon that lasted four hours and 30 minutes.
April 22-May 10	State wins eight of its last 11 SEC games, qualifying for the SEC Tournament on the final weekend and ultimately earning an at-large berth in the NCAA postseason.
May 24	The Bulldogs complete a remarkable late-season surge, downing host Texas A&M, 11-5, in the title game of the NCAA Central Regional in College Station to earn the school's first repeat appearance at the College World Series. State claims one-run wins versus Washington, Rice and Texas A&M to reach the regional finals.
June	Once MSU is sent to Texas for NCAA postseason play, construction gets underway on the Diamond Suites/stadium expansion project at Dudy Noble Field.
2000	
May 28	Ty Martin launches a dramatic solo home run in the bottom of the ninth to give MSU a 10-9 win against Notre Dame in the championship game of the NCAA Starkville Regional. The tournament attendance (47,365) sets an NCAA four-team regional record while the seven-game average (6,766) was the largest for an NCAA Regional at the time. Earlier MSU set a school record by selling 4,555 season tickets at expanded Dudy Noble Field.
2001	
March 13	MSU stages a two-run rally with two outs in the ninth to post a 6-5 win at New Orleans and become the 18th NCAA baseball program to reach the 2,000-win milestone. For the second-consecutive year MSU fans break the school season ticket sales record by purchasing 4,585 season tickets.
May 20	Freshman Paul Maholm, and sophomore Chris Young limit defending NCAA champ LSU to one run as the Bulldogs top the Tigers, 4-1, in the championship game of the 2001 SEC Tournament in Hoover, Alabama. It is the second tournament win in relief for Young, who earns tournament MVP honors.
June 19	Ron Polk, the winningest coach in SEC history, is named head baseball coach at Mississippi State, replacing four-year MSU skipper Pat McMahon, who resigned to become head baseball coach at Florida. Polk's return capped his two-year term at Georgia, where he became the second coach in NCAA history to guide three different programs to the College World Series (Georgia Southern, Georgia, Mississippi State).
2005	
May 29	Mississippi State defeats in-state rival Ole Miss, 4-1, to complete a four-game tournament sweep and capture the SEC Tournament title at the Hoover Met. It is MSU's sixth SEC Tournament championship and vaults State on to its ninth NCAA Regional appearance in the past 10 seasons.
2007	
June 3	With a single in MSU's regional-clinching 9-4 win at Florida State, senior second baseman/outfielder Jeffrey Rea breaks the MSU record for career hits, a record that stood until 2019.
June 8-9	After winning the NCAA Tallahassee Regional in three games, Mississippi State hosted its first NCAA Super Regional, knocking off Clemson 8-6 and 8-5 to earn the school's eighth berth in the College World Series. An NCAA Super Regional-record 26,335 jammed Dudy Noble Field for the two 11:30 a.m. nationally televised games.
June 27	In Wichita, Kan., junior catcher Edward Easley is named the recipient of the Johnny Bench Award as college baseball's best catcher. A supplemental first-round draft pick of the Arizona

Diamondbacks, Easley earlier claimed college baseball's top honor in Mississippi, the Ferriss Trophy.

2008	
March 27	Head coach Ron Polk announces that the 2008 season, his 29th at Mississippi State and his 35th in collegiate baseball, would be his final season as head coach of the Diamond Dawgs. The Bulldogs end the year with a 23-33 mark, the only sub-.500 season of his coaching career, and Polk concludes his career with 1,373 wins, then the seventh most in NCAA baseball history.
June 7	Former State standout John Cohen is introduced by then-MSU Director of Athletics Greg Byrne as MSU's 16th head baseball coach. Cohen, with previous coaching stints at Missouri, Northwestern State, Florida and Kentucky, was an All-SEC outfielder at State, helping the Bulldogs set the school-record for wins (54) en route to the 1989 SEC championship.
2009	
July 3	Former MSU head coach Ron Polk and outfielder Rafael Palmeiro are among 10 inductees in the fourth class of the College Baseball Hall of Fame in Lubbock, Texas. Along with Will Clark (2006), Mississippi State has three members enshrined in the hall of fame.
2010	
June 18	Former MSU and MLB great Will Clark leads the national fan balloting for the College World Series Legends Team, honoring the sport's all-time greats that competed in the 60 events held at Rosenblatt Stadium.
2011	
June 12	Nick Vickerson swats a dramatic two-run walk-off home run against No. 1 national seed Florida to send the Bulldogs to the title game of the NCAA Gainesville Super Regional. State, which earlier won the NCAA Atlanta Regional with a 3-0 mark, builds a 6-4 seventh-inning lead in the title game before bowing to the eventual national finalists.
2012	
May 27	SEC Pitcher of the Year Chris Stratton picks up his first career save to close out a 3-0 shutout of Vanderbilt as State claims its seventh SEC Tournament crown and the school's 32nd NCAA postseason appearance. Shortstop Adam Frazier goes 12-for-23 (.522) in the six-game stretch to earn MVP honors and joins Jonathan Holder and Demarcus Henderson on the all-tournament team. Stratton, the winner of the Ferriss Trophy, later becomes the 11th MSU player taken in the first round of the MLB Draft.
2013	
Feb. 16	Demarcus Henderson delivers a clutch RBI single in the sixth inning and All-American closer Jonathan Holder tosses 1 2/3 innings of shutout relief as Mississippi State defeats Portland, 2-1, for MSU's 1,000th win at the current site of Dudy Noble Field, MSU's on-campus baseball home since 1967.
May 16	A total of 9,341 fans attend MSU's game vs. No. 2 LSU at Dudy Noble Field, pushing the "Carnegie Hall of College Baseball" past the five million attendance mark.
June 9	The Bulldogs hold on for a dramatic 6-5 win in game two of the NCAA Charlottesville Super Regional, clinching its ninth trip to the College World Series. With the win, MSU becomes the fifth program in NCAA history and the only SEC team ever to make it to the College World Series in five-straight decades. On the same weekend, MSU All-American Hunter Renfro becomes the 12th player in school history to be taken in the first round of the MLB Draft.
June 25	The Maroon and White advance to the College World Series Championship Series for the first time ever as Omaha turns into "Dudy Noble North." John Cohen's squad battles UCLA in front of the largest single-game crowd in the history of TD Ameritrade Park (27,127) and the seventh-highest attended game in CWS history. The Bulldogs fall short against the Bruins in two games, but finish at 51-20 overall and post the best finish in school history (NCAA finalist).
2014	
April 12	Mississippi State break its own NCAA on-campus attendance record as 15,586 Bulldog fans attend a 6-5 victory against in-state rival Ole Miss. Trailing 5-2 in the bottom of the 10th, SEC All-Freshman team catcher Gavin Collins rips an RBI walkoff single to cap a monster four-run 10th inning. A total of 39,181 fans attend the three-game series April 11-13, marking a new NCAA on-campus attendance record for a three-game series.
2016	
May 21	Mississippi State clinches its 11th SEC championship in program history and the first regular season conference title since 1989 by defeating Arkansas, 9-4, in front of 8,421 fans at Dudy Noble Field.
May 23	Jake Mangum becomes the first freshman to win the Ferriss Trophy, awarded annually to the top college baseball player in Mississippi. He also becomes the first Bulldog to take SEC Freshman of the Year honors. To add to that, Mangum is named to the All-SEC first team, making him the first MSU freshman since Rafael Palmeiro (1983) to do so.
May 30	MSU is awarded a national seed in the NCAA Tournament for the first time ever, being awarded the No. 6 national seed and hosting its 13th NCAA Regional.
June 29	Mangum is officially named the SEC batting champion, becoming the first freshman in school history to do so. He is the first to capture the title since Brett Pirtle in 2014.
2017	
May 22	After posting one of the most impressive regular seasons in the history of Southeastern Conference baseball, Brent Rooker becomes the first Diamond Dawg to be named SEC Player of the Year, also earning a spot on the All-SEC first team.
June 5	Having dropped the opening game of the NCAA Hattiesburg Regional, State rallies to win four straight games in a two-day span to become the 22nd team in the history of the current 64-team NCAA Tournament format (since 1999) to win a regional after dropping its opening game.
June 6	Once it is determined that MSU will not host the NCAA Regional or Super Regional rounds, the demolition of Dudy Noble Field begins and construction on the \$68 million rebuild of Dudy Noble Field begins.
June 28	The first Southeastern Conference player to ever surpass 20 home runs, 30 doubles and 75 RBIs in a single season, Rooker claims the SEC triple crown by leading the league in batting average (.387), home runs (23) and RBIs (82). Rooker becomes just the second player ever to accomplish the feat, joining fellow Diamond Dawg Rafael Palmeiro (1984). He also finished with a school-record 30 doubles and is the first Division I student-athlete to record 20 home runs, 30 doubles and 75 RBIs in a single season since Clemson's Khalil Green in 2002.



DIAMOND DAWG TIMELINE

2018	
April 7	Under the guide of interim head coach Gary Henderson, the Bulldogs return to the half-built Dudy Noble Field to host rival and third-ranked Ole Miss after losing their first three SEC series. Sitting at 15-15 overall, State captures a walk-off victory in the rubber game of the matchup for its first SEC series win of the season.
May 19	In the last game of the regular season, the Diamond Dawgs defeat No. 1-ranked Florida, 13-6, to complete the series sweep and earn a spot in the SEC Tournament. MSU finishes the regular season 15-15 in SEC play.
June 4	Mississippi State becomes the first program in the history of the current 64-team NCAA Tournament format to win a regional after losing its opening game in back-to-back seasons. Following a 20-10 defeat to Oklahoma in their first game, the Diamond Dawgs rally to win four-straight games, including a dramatic walk-off win against host Florida State and consecutive victories against Oklahoma, and clinch the regional title. Five Bulldogs earn all-regional honors and junior Elijah MacNamee is named the regional's Most Valuable Player after his three-run walk-off home run against the Seminoles kept MSU alive.
June 8	MacNamee delivers a walk-off blast for the second time during State's postseason run to lift MSU to a 10-8 victory at Vanderbilt in the opening game of the Nashville Super Regional. Two days later, the Bulldogs outlast the Commodores in an 11-inning battle in the series finale to punch their ticket to the College World Series for the 10th time in program history.
June 16-23	The Bulldogs win their first two games in Omaha to advance to the semifinals before dropping two games to eventual national champion Oregon State. Luke Alexander caps a tense opener with a walk-off RBI single to beat Washington, 1-0, and Jordan Westburg ties a College World Series record with seven RBIs in a 12-1 win over North Carolina. Second baseman Hunter Stovall is named to the College World Series all-tournament team.
2019	
Feb. 15	Mississippi State welcomes the season with the grand opening of the sparkling \$68-million upgrade to Dudy Noble Field. Securing its place as the best collegiate ballpark in the nation, the "New Dude" features renovated grandstand, upgraded media and suite areas, Left Field Lounge™ rigs, a laundry list of team amenities, along with the unmatched Left Field Lofts overlooking the ballpark. The Diamond Dawgs open the new Dudy Noble Field, and the Chris Lemonis era, with a win, defeating Youngstown State, 14-3.
Feb. 16	Five former Diamond Dawg players and coaches are inducted into the inaugural class of the Ron Polk Ring of Honor located in Adkerson Plaza, down the right field line at Dudy Noble Field. Jeff Brantley, Will Clark, David "Boo" Ferriss, C.R. "Dudy" Noble and Rafael Palmeiro are the first Bulldog greats to receive the honor.
April 27	Senior Jake Mangum ties, and later breaks the SEC career hits record in a series-clinching win over Georgia. In the bottom of the second inning, Mangum drops a single down the right-field line for his 353rd base-hit, passing the LSU's Eddy Furniss, who collected 352 hits from 1995-98.
May 22	Mississippi State grinds out a 6-5 walk-off victory over LSU in its SEC Tournament opener, a game that ends at 3:03 a.m. and lasts a total of six hours and 43 minutes to become the longest game - by time - in tournament history.
June 9	State defeats Stanford, 8-1, in game two of the Starkville Super Regional to clinch its 11th trip to the College World Series, marking MSU's first back-to-back Omaha berths since the 1997-98 seasons. Fan favorites Mangum and Elijah MacNamee each have hits in their final at-bats at Dudy Noble Field, and MacNamee's emotional three-run home run sends the crowd of 11,597 into a frenzy. Graduate student Cole Gordon caps his career at The Dude with a 1-2-3 ninth inning to secure the victory.
June 16-20	The Diamond Dawgs score four runs in the ninth inning to walk-off their opening game of the College World Series, defeating Auburn, 5-4. Senior Marshall Gilbert delivers the final blow with a walk-off single after an errant throw by the Auburn third-baseman scored the game-tying run with two outs. With eight strikeouts in the game, National Pitcher of the Year Ethan Small sets the MSU single-season strikeout record with 175 on the season. Four days later, Mangum secures the MSU single-season hits record with a base hit against Louisville, the 108th of his All-America season. The Bulldogs fall to the Cardinals in a heartbreaker, finishing the season 52-15 for the second-most wins in MSU history, while also making Chris Lemonis the winningest first-year head coach in SEC history.
2020	
Feb. 15	Redshirt-freshman Christian MacLeod strikes out 11 Wright State batters on the way to his first collegiate victory in front of 60th crowd of 10,000-plus in Dudy Noble Field history. The 11 strikeouts are the most by a Diamond Dawg freshman in their first-career start.
March 10-11	Mississippi State completes a two-game sweep of No. 2 Texas Tech at MGM Park in Biloxi, Mississippi, its final two games of the 2020 season.
March 12	The NCAA announced at 3:18 p.m. that all winter and spring championships had been canceled due to the COVID-19 pandemic. The Southeastern Conference would follow by postponing all events through April 15, before ultimately canceling the remainder of its winter and spring sport schedules. While statistics from baseball counted for single-game and career totals, no single seasons records were recorded.
2021	
March 27	A trio of Mississippi State baseball legends returned to Starkville as part of the second class inducted into the Ron Polk Ring of Honor in Adkerson Plaza at Dudy Noble Field. Bestowed the honor were State's career leader in strikeouts, Eric DuBose, the first head coach to lead the program to the College World Series, Paul Gregory, and one of the best two-way players in college baseball history, Bobby Thigpen.
May 12	One of the greatest baseball players of all time and Starkville's own James Thomas "Cool Papa" Bell was honored with the dedication of "Cool Papa" Bell Plaza inside Mississippi State's Dudy Noble Field.
May 24	For the second time in the last four seasons, the SEC Player of the Year hails from Mississippi State, as junior Tanner Allen was named the conference's top player and five total Diamond Dawgs earned honors from the conference office.
May 31	For the third time in program history, Mississippi State baseball earned a national seed for the NCAA Baseball Championship, garnering the No. 7 national seed on the Road to Omaha in 2021.
June 7	It was nip and tuck for most of the game, but the No. 3 Mississippi State baseball program clinched its fifth straight trip to the Super Regional round of the NCAA Baseball Championships at Dudy Noble Field with a 6-5 victory over Campbell. The NCAA Regional All-Tournament Team featured five Diamond Dawgs, including Most Valuable Player Kamren James. Pitchers Will Bednar and Houston Harding, along with outfielders Rowley Jordan and Tanner Allen rounded out the Diamond Dawg collection to mark the 13th time in program history MSU had placed five-or-more student-athletes on the all-regional squad.
June 14	Its third win on a Monday in 2021 was the sweetest of them all, as the No. 3 Mississippi State baseball program earned its 12th trip to the College World Series with an 11-7 victory over No. 4 Notre Dame in front of a packed Dudy Noble Field in the Starkville Super Regional. The nation's longest active streak of College World Series appearances reaches three and makes Mississippi State one of just 10 programs to advance to at least three straight CWS since the Super Regional format began in 1999. It is the first time in program history that MSU has reached three straight College World Series.
June 20-29	MSU took on Texas in the first game of the CWS, and behind the arm of Will Bednar, the Dawgs came away with a 2-1 win. Bednar set a single-game College World Series record with 15 strikeouts. Two days later, against Virginia, MSU trailed by two with two runners on base. Tanner Allen sent the Maroon and White fans into a frenzy with a three-run homer that gave the Dawgs the win. After dropping the series' third game to Texas, MSU faced Texas the next day with a spot in the CWS Finals on the line. Tanner Leggett delivered the fifth walk-off win of 2021 with a ninth-inning RBI single to lift MSU past Texas 4-3. Bednar started for the Diamond Dawgs and had seven strikeouts. In the National Championship Series, the Diamond Dawgs matched up with SEC foe Vanderbilt. After dropping game one, MSU needed to win game two to force a third game. MSU scored in five of the eight innings and limited Vanderbilt to two runs en route to a 13-2 win. Scotty Dubrulle drove in four runs in the game.
June 30	Mississippi State is a baseball school and the program delivered the university its first-ever national title after dominating Vanderbilt in the winner-take-all game of the 2021 College World Series at TD Ameritrade Park. The pitching duo of Will Bednar and Landon Sims combined to hold the Commodore offense to just one hit and allowed only five base runners to post the eighth shutout of the season for the pitching staff on college baseball's biggest stage. The College World Series all-tournament team included six Diamond Dawgs, including Bednar who was named the Most Outstanding Player of the CWS. Tanner, Hancock, Forsythe, Allen and Jordan all joined him on the all-tournament ledger.
July 2	Two days after Mississippi State claimed its first-ever national championship, the city of Starkville continued its ongoing party with a parade and celebration to honor the Bulldogs. Though nearly 48 hours had passed since the dogpile in Omaha, the joy still overflowed.
August 18	Head Coach Chris Lemonis was named National Coach of the Year by Baseball America. He Guided the Diamond Dawgs to a 50-18 record and to the school's first ever National Championship.
Sept. 1	Assistant Coach Scott Foxhall was named the NCAA Division I Assistant Coach of the Year by the American Baseball Coaches Association.
2022	
March 20	The Diamond Dawgs cranked out 18 hits, including six for extra bases, as they defeated No. 10 Georgia 20-3. MSU scored runs in six separate innings, including putting up crooked numbers in the fourth, sixth and eighth innings.
May 23	Three members of Mississippi State's baseball team received postseason honors from the Southeastern Conference. Second baseman RJ Yeager was named first team All-SEC by the league's coaches while catcher Logan Tanner was selected to the second team in addition to being recognized on the All-Defensive team. Hunter Hines was also tabbed to the Freshman All-SEC Team.
June 17	Second baseman RJ Yeager picked up yet another accolade after being named an All-American by the American Baseball Coaches Association and Rawlings. Yeager, who was named to the ABCA's third team All-America squad, has already garnered an All-America honor by Collegiate Baseball and an Academic All-America accolade by CoSIDA.
2023	
March 11	Playing a doubleheader, the Diamond Dawgs faced Lipscomb. In game one of the double header, Kellum Clark hit a walkoff home run for MSU, giving the Dawgs a 4-3 win. The win was the 150th win for head coach Chris Lemonis at Mississippi State. In the second game of the day, freshman catcher Ross Highfill shined. He became the first Diamond Dawg to hit three home runs in the game, becoming the first Bulldog since Brent Rooker accomplished this feat on April 8, 2017.
April 15	Mississippi State break its own NCAA on-campus attendance record as 16,423 Bulldog fans attend a 8-7 victory against in-state rival Ole Miss. Trailing 7-6 in the bottom of the 9th, SEC All-Freshman team outfielder Dakota Jordan rips an RBI walkoff single to cap a two-run 9th inning. A total of 43,986 fans attend the three-game series April 14-16, marking a new NCAA on-campus attendance record for a three-game series.
May 5	The Diamond Dawgs and No. 6 Arkansas faced off at Dudy Noble Field in front of a crowd of 10,871. This was the 100th crowd of 10,000-plus in Dudy Noble Field history.
May 7	In a contest against No. 6 Arkansas, sophomore slugger Hunter Hines belted his 22nd home run of the season, the sixth most in program history. He became the first player since Brent Rooker in 2017 to hit 20 or more in a season. His 22nd homer of the season, was his 38th career bomb at MSU, moving him into 10th on the all-time career list.
May 22	Two members of Mississippi State's baseball team received postseason honors from the Southeastern Conference. Designated hitter Hunter Hines was named first team All-SEC by the league's coaches while outfielder Dakota Jordan was also tabbed to the Freshman All-SEC Team.



DIAMOND DAWG TIMELINE

June 15	Outfielder Dakota Jordan was named a Second Team Freshman All-American by Perfect Game. This marked the eighth straight season that a Mississippi State freshman has earned All-American accolades.
2024	
March 17	The Diamond Dawgs opened SEC play with a series victory over No. 2 LSU. The Diamond Dawgs run-ruled the Tigers, 15-5, to claim the series. It was the first time since 2003 that MSU took a series at Dudy Noble Field against LSU.
March 22	Mississippi State became the fourth school in SEC history to win 1,000 SEC games. The Dawgs defeated Texas A&M, 5-1, to earn this victory. They joined Florida, LSU, and Alabama with 1,000 conference wins.
April 21	The Diamond Dawgs won a Sunday doubleheader that completed a sweep of Auburn. MSU swept the first SEC home series sweep since 2021 and the first at home against Auburn since 2011. The sweep gave the Diamond Dawgs their sixth straight series victory on Super Bulldog Weekend. MSU has not lost a Super Bulldog Weekend since the 2017 season.
May 1	The Mississippi State Diamond Dawgs defeated Ole Miss for the second straight season for the Governor's Cup. The Dawgs came away with a 5-1 victory at Trustmark Park. Mississippi State has won 11 of the last 16 Governor's Cups.
May 4	The Diamond Dawgs and Alabama faced off at Dudy Noble Field in front of a crowd of 14,273. This was the 10th largest crowd at Dudy Noble Field and the 10th largest crowd at an NCAA on-site facility.
May 20	For the first time since 2021, the Ferriss Trophy, presented by the Mississippi band of Choctaw Indians and Pearl River Resort, is returning to StarkVegas after Dakota Jordan won the award. With Jordan earning the 2024 award, the Dawgs have won the most Ferriss trophies since the award began in 2004. Jordan is the eighth Mississippi State player to earn the award, and it's the ninth time an MSU player has won the honor.
May 27	Mississippi State officially headed to the NCAA Tournament for the 40th time in program history in 2024.
June 2	In the NCAA Charlottesville Regional against host Virginia, sophomore slugger Dakota Jordan belted his 20th home run of the season, the eighth most in a single season in school history. He became the first player since Hunter Hines hit 22 in 2023 to hit 20 or more homers in a single season.
June 26	A trio of Diamond Dawgs earned All-America honors this season. Khal Stephen was named to three teams, while Jurrangelo Cijntje and Dakota Jordan earned two All-American honors. Stephen was named a Third Team All-American by D1 Baseball, ABCA/Rawlings, and NCBWA, while Cijntje earned Second Team honors by NCBWA and Perfect Game. Jordan was named a Second Team All-American by NCBWA and a Third Team All-American by Baseball America.
July 14-16	The Mississippi State Bulldogs saw 11 players drafted in the 2024 MLB Draft. The 11 draftees tied a school record set in 2016 and 2019. The Diamond Dawgs had the most players drafted from one university. Eight of the 11 players drafted from MSU were pitchers, a program record in one draft.



SEC POSTSEASON

PLAYOFF FORMAT

1948			3-0 (1st)
AUBURN	W		6-2
AUBURN	W		8-5
at Auburn	W		4-3
1949			3-1 (1st)
KENTUCKY	W		6-3
KENTUCKY	W		9-2
at Kentucky	L		2-3
at Kentucky	W		7-5
1953			0-2 (2nd)
GEORGIA	L		1-3
GEORGIA	L		0-1
1962			1-2 (2nd)
at Florida	L		3-8
FLORIDA	W		3-2
FLORIDA	L		7-8
1965			2-1 (1st)
AUBURN	W		10-1
at Auburn	L		2-3
at Auburn	W		2-1
1966			2-0 (1st)
at Tennessee	W		7-4
TENNESSEE	W		9-3
1970			2-1 (1st)
at Tennessee	L		4-8
TENNESSEE	W		4-3
TENNESSEE	W		1-0
1971			2-0 (1st)
VANDERBILT	W		5-1
at Vanderbilt	W		3-1

FOUR-TEAM FORMAT

1977 Oxford, Miss.			1-2 (3rd)
vs. Florida	L		1-3
vs. Vanderbilt	W		15-2
at Ole Miss	L		3-11
1978 Gainesville, Fla.			3-2 (2nd)
at Florida	W		8-3
vs. Auburn	L		7-10
vs. Georgia	W		9-3
vs. Auburn	W		3-2
vs. Auburn	L		5-8
1979 Starkville, Miss.			3-0 (1st)
KENTUCKY	W		6-5
LSU	W		12-5
FLORIDA	W		12-11
1981 Starkville, Miss.			1-2 (3rd)
KENTUCKY	W		3-2
FLORIDA	L		3-8
KENTUCKY	L		2-3
1983 Starkville, Miss.			2-2 (2nd)
TENNESSEE	L		11-20
FLORIDA	W		5-3
TENNESSEE	W		9-4
ALABAMA	L		9-10
1984 Gainesville, Fla.			1-2 (3rd)
vs. Tennessee	L		11-13
vs. Alabama	W		8-4
vs. Tennessee	L		3-8
1985 Baton Rouge, La.			3-0 (1st)
vs. Florida	W		8-3
vs. Georgia	W		2-0
vs. Georgia	W		8-3

SIX-TEAM FORMAT

1987 Athens, Ga.			4-0 (1st)
at Georgia	W		6-5
vs. Florida	W		5-4
vs. Auburn	W		4-3
vs. LSU	W		13-3
1988 Starkville, Miss.			3-2 (2nd)
AUBURN	W		10-7
KENTUCKY	W		6-5
GEORGIA	W		4-2
FLORIDA	L		1-3
FLORIDA	L		3-5
1989 Gainesville, Fla.			1-2 (T-4th)
vs. Auburn	L		3-5
vs. Alabama	W		11-10
vs. Georgia	L		6-15
1990 Hoover, Ala.			4-1 (T-1st)
vs. Auburn	W		16-2
vs. LSU	L		8-17
vs. Florida	W		8-2
vs. Vanderbilt	W		17-9
vs. LSU	W		3-1
1991 Baton Rouge, La.			2-2 (3rd)
vs. Alabama	W		15-10
at LSU	L		2-8
vs. Auburn	W		1-0
at LSU	L		4-9

EIGHT-TEAM FORMAT

1992 New Orleans, La.			1-2 (5th)
vs. Georgia	L		4-6
vs. Auburn	W		4-1
vs. Georgia	L		3-6

SIX-TEAM FORMAT

1993 Baton Rouge, La.			3-2 (2nd)
vs. Arkansas	L		2-5
at LSU	W		5-3
vs. Ole Miss	W		3-2
vs. Auburn	W		13-10
at LSU	L		3-7
1994 Oxford, Miss.			2-2 (3rd)
at Ole Miss	W		4-1
vs. Auburn	L		1-2
at Ole Miss	W		10-2
vs. Auburn	L		5-9
1995 Starkville, Miss.			1-2 (5th)
AUBURN	W		1-0
LSU	L		6-14
ALABAMA	L		3-6

EIGHT-TEAM FORMAT

1996 Hoover, Ala.			1-2 (5th)
vs. Vanderbilt	W		8-5
vs. Florida	L		5-6 (10)
vs. Kentucky	L		1-4
1997 Columbus, Ga.			1-2 (5th)
vs. South Carolina	W		12-9
vs. Alabama	L		3-16
vs. Auburn	L		4-5
1998 Hoover, Ala.			2-2 (4th)
vs. South Carolina	W		9-8
vs. Arkansas	L		3-10
vs. LSU	W		7-5
vs. Arkansas	L		3-7
1999 Hoover, Ala.			2-2 (4th)
vs. South Carolina	W		7-5 (10)
vs. Alabama	L		3-4
vs. Ole Miss	W		2-0
vs. Alabama	L		11-12
2000 Hoover, Ala.			0-2 (T-7th)
vs. Alabama	L		3-9
vs. Georgia	L		0-5
2001 Hoover, Ala.			4-1 (1st)
vs. South Carolina	W		2-1
vs. Georgia	W		8-4
vs. South Carolina	L		6-7
vs. South Carolina	W		1-0
vs. LSU	W		4-1
2002 Hoover, Ala.			1-2 (5th)
vs. Alabama	L		2-12
vs. Georgia	W		10-3
vs. Florida	L		0-5

2003	Hoover, Ala.	2-2 (4th)
vs. Ole Miss	W	5-4 (12)
vs. LSU	L	2-7
vs. Ole Miss	W	4-1
vs. LSU	L	5-17

2005	Hoover, Ala.	4-0 (1st)
vs. LSU	W	9-2
vs. South Carolina	W	6-2
vs. Tennessee	W	3-2
vs. Ole Miss	W	4-1

2007	Hoover, Ala.	0-2 (T-7th)
vs. Ole Miss	L	1-3
vs. Vanderbilt	L	2-3

2011	Hoover, Ala.	0-2 (T-7th)
vs. Florida	L	5-7
vs. Arkansas	L	2-7

10-TEAM FORMAT

2012	Hoover, Ala.	5-1 (1st)
vs. Arkansas	W	9-1
vs. LSU	W	3-2
vs. Kentucky	L	1-5
vs. LSU	W	4-3 (10)
vs. Kentucky	W	2-1
vs. Vanderbilt	W	3-0

12-TEAM FORMAT

2013	Hoover, Ala.	3-1 (T-3rd)
vs. Missouri	W	2-1 (17)
vs. South Carolina	W	5-3
vs. Texas A&M	W	6-4
vs. Vanderbilt	L	8-16

2014	Hoover, Ala.	2-2 (T-5th)
vs. Georgia	W	5-4 (10)
vs. South Carolina	W	12-0 (7)
vs. Kentucky	L	6-7
vs. Florida	L	1-5

2016	Hoover, Ala.	1-2 (T-5th)
vs. Alabama	W	4-1
vs. LSU	L	2-6
vs. Florida	L	2-12

2017	Hoover, Ala.	2-2 (T-5th)
vs. Georgia	W	3-0
vs. Arkansas	W	4-3
vs. Florida	L	3-12
vs. Arkansas	L	2-9

2018	Hoover, Ala.	0-1 (T-9th)
vs. LSU	L	5-8

2019	Hoover, Ala.	1-2 (T-5th)
vs. LSU	W	6-5 (17)
vs. Vanderbilt	L	0-1
vs. LSU	L	2-12

2020	--	--
No championship was held due to the COVID-19 pandemic.		

2021	Hoover, Ala.	0-2 (T-7th)
vs. Florida	L	1-13
vs. Tennessee	L	2-12

2024	Hoover, Ala.	2-2 (T-5th)
vs. Ole Miss	W	2-1
vs. Texas A&M	W	5-3
vs. Vanderbilt	L	3-4
vs. Tennessee	L	5-6

POSTSEASON HISTORY



SEC ALL-TOURNAMENT TEAM			(66 student-athletes, 73 honors)			
Year	Pos.	Player				
1978	C	Russ Aldrich	2012	SS	Adam Frazier	MVP
	OF	Del Bender		OF	Demarcus Henderson	
	P	Jack Lazorko		P	Jonathan Holder	
	3B	John McDonald				
1979	OF	Mike Kelley	2013	SS	Adam Frazier	
	OF	Bob Kocol		OF	Hunter Renfroe	
	P	Ken Kurtz	2014	OF	C.T. Bradford	
	C	John McDonald		C	Gavin Collins	
1981	1B	Tim Weisheim	2016	P	Zac Houston	
			2019	1B	Tanner Allen	
1983	OF	Mark Gillaspie	2024	P	Brooks Auger	
	UT	Dave Klipstein		OF	Connor Hujsak	
	P	Don Mundie				
	3B	Lou Sottile				
1984	P	Jeff Brantley				
	OF	Rafael Palmeiro				
	SS	Bob Parker				
	2B	Pete White				
1985	SS	Bob Parker				
	DH	Bobby Thigpen				
1987	P	Jeff Brantley				
	C	Roark McDonald				
	P	Gene Morgan				
	3B	John Scott				
1988	2B	Gator Thiesen				
	OF	Bobby Thigpen				
	OF	Dan Van Cleve				
1989	P	Terry Ellis				
	DH	Richie Grayum				
	OF	Jody Hurst				
	1B	John Mitchell				
1990	OF	Dan Paradoa				
1991	SS	Brad Hildreth				
	1B	Tommy Raffo				
	C	Barry Winford				
1992	P	Jon Harden				
	3B	Burke Masters				
	OF	David Mitchell				
	2B	Scott Mitchell				
1993	1B	Tommy Raffo				
	P	Bobby Reed				
1994	3B	Chuck Daniel				
	2B	Paul Petruilis				
	P	B.J. Wallace				
1995	DH	Steve Hegan				
	P	Gary Rath				
	OF	Ricky Joe Redd				
1996	OF	Ricky Joe Redd				
1997	P	Eric DuBose				
	SS	Brad Freeman				
1998	P	Tanner Brock				
	DH	Travis Chapman				
	OF	Jamie Rock				
1999	DH	Jon Knott				
	P	Brandon Medders				
	OF	Josh West				
	P	Chris Young				
2000						
2001	2B	Thomas Berkery				
	P	Jamie Gant				
	3B	Steve Gendron				
2002						
2003	OF	Jeff Butts				
	P	Todd Doolittle				
	2B	Jeffrey Rea				

ALL-TIME SEC TOURNAMENT OPPONENTS				(35 appearances)			
Opponent	W-L	First Meeting	Last Meeting	Opponent	W-L	First Meeting	Last Meeting
Alabama	4-7	1983	2016	Tennessee	2-5	1983	2024
Arkansas	2-5	1993	2017	Texas A&M	2-0	2013	2024
Auburn	8-6	1978	1997	Vanderbilt	4-4	1977	2024
Florida	6-11	1977	2021	Double-Elimination Record		68-57	
Georgia	9-4	1978	2017				
Kentucky	4-4	1979	2014				
LSU	10-10	1979	2019				
Ole Miss	8-2	1977	2024				
Missouri	1-0	2013	---				
South Carolina	8-1	1997	2014				



NCAA POSTSEASON

1949	1-2	
District III Tournament	1-2	Charlotte, N.C.
vs. Richmond	W	2-0
vs. Wake Forest	L	3-4
vs. Kentucky	L	2-5
1953	1-2	
District III Tournament	1-2	Durham, N.C.
at Duke	L	3-9
vs. Rollins	W	6-5
at Duke	L	4-5
1965	1-2	
District III Tournament	1-2	Gastonia, N.C.
vs. Florida State	W	6-3
vs. Furman	L	2-5
vs. Florida State	L	2-6
1966	1-2	
District III Tournament	1-2	Gastonia, N.C.
vs. Florida State	W	4-3
vs. North Carolina	L	4-5
vs. Florida State	L	0-7
1970	2-2	
District III Tournament	2-2	Gastonia, N.C.
vs. Maryland	L	2-3
vs. East Carolina	W	12-6
vs. Maryland	W	8-4
vs. Florida State	L	4-5
1971	3-3	
District III Tournament	3-1 (1st)	Gastonia, N.C.
vs. Maryland	W	2-1
vs. Miami (Fla.)	W	7-3
vs. Georgia Tech	L	8-20
vs. Georgia Tech	W	5-2
College World Series	0-2 (7-7th)	Omaha, Neb.
vs. Tulsa	L	2-5
vs. BYU	L	1-3
1978	2-2	
South Central Regional	2-2 (2nd)	Arlington, Texas
vs. Baylor	L	0-3
vs. Louisiana Tech	W	6-5
vs. Pan American	W	7-5
vs. Baylor	L	3-6
1979	5-3	
South Regional	4-1 (1st)	Starkville, Miss.
NEW ORLEANS	L	11-13
TULANE	W	12-4
NEW ORLEANS	W	13-10
MURRAY STATE	W	8-6
MURRAY STATE	W	18-8
College World Series	1-2 (7-5th)	Omaha, Neb.
vs. Cal State Fullerton	W	6-1
vs. Texas	L	2-8
vs. Pepperdine	L	4-5
1981	4-2	
Atlantic Regional	3-0 (1st)	Clemson, S.C.
vs. East Tennessee State	W	7-6
vs. Wichita State	W	5-1
vs. East Tennessee State	W	6-5
College World Series	1-2 (7-5th)	Omaha, Neb.
vs. Michigan	W	4-0
vs. Arizona State	L	3-4
vs. South Carolina	L	5-6
1983	3-2	
Central Regional	3-2 (2nd)	Austin, Texas
vs. Tulane	W	4-2
at Texas	W	6-2
vs. Pan American	W	7-5
at Texas	L	0-7
at Texas	L	3-12
1984	3-2	
South II Regional	3-2 (2nd)	Starkville, Miss.
SOUTH CAROLINA	L	1-4
NEW ORLEANS	W	11-4
EASTERN KENTUCKY	W	13-8
SOUTH CAROLINA	W	18-9
NEW ORLEANS	L	3-6
1985	4-3	
South I Regional	3-1 (1st)	Starkville, Miss.
WEST VIRGINIA	W	10-1
NEW ORLEANS	W	8-4
MICHIGAN	L	6-14
MICHIGAN	W	19-8
College World Series	2-2 (7-3rd)	Omaha, Neb.
vs. Oklahoma State	W	12-3
vs. Arkansas	W	5-4
vs. Texas	L	7-12
vs. Miami (Fla.)	L	5-6

1987	1-2	
Midwest Regional	1-2 (4th)	Starkville, Miss.
NC STATE	W	10-6
TEXAS A&M	L	4-7
WESTERN CAROLINA	L	1-8
1988	2-2	
South Regional	2-2 (2nd)	Starkville, Miss.
WESTERN CAROLINA	W	7-4
CAL STATE FULLERTON	L	1-5
MIDDLE TENNESSEE STATE	W	12-4
CAL STATE FULLERTON	L	3-5
1989	4-2	
South Regional	4-2 (2nd)	Starkville, Miss.
WESTERN CAROLINA	W	8-0
NICHOLLS STATE	W	11-2
NORTH CAROLINA	L	1-2
INDIANA STATE	W	11-2
NORTH CAROLINA	W	6-0
NORTH CAROLINA	L	1-7
1990	5-3	
South II Regional	4-1 (1st)	Starkville, Miss.
BYU	W	16-5
ILLINOIS	W	5-3
FLORIDA STATE	W	11-8
FLORIDA STATE	L	9-11
FLORIDA STATE	W	4-3
College World Series	1-2 (7-5th)	Omaha, Neb.
vs. Georgia	L	0-3
vs. Georgia Southern	W	15-1
vs. Stanford	L	1-6
1991	2-2	
Northeast Regional	2-2 (3rd)	Orono, Maine
vs. Towson	W	10-4
at Maine	W	6-5
vs. Clemson	L	9-10
at Maine	L	5-8
1992	2-2	
Midwest Regional	2-2 (3rd)	Starkville, Miss.
NICHOLLS STATE	W	1-0
OKLAHOMA	W	9-6
OKLAHOMA	L	6-10
UCLA	L	2-3
1993	0-2	
East Regional	0-2 (7-5th)	Tallahassee, Fla.
vs. Notre Dame	L	1-15
vs. Long Beach State	L	1-2
1996	1-2	
West Regional	1-2 (4th)	Palo Alto, Calif.
vs. UC Santa Barbara	W	6-2
at Stanford	L	6-8
vs. Cal State Northridge	L	19-20
1997	6-3	
Midwest Regional	5-1 (1st)	Starkville, Miss.
OHIO STATE	W	8-5
WASHINGTON	L	4-5
TENNESSEE TECH	W	25-5
GEORGIA TECH	W	10-2
WASHINGTON	W	7-5
WASHINGTON	W	4-3
College World Series	1-2 (7-5th)	Omaha, Neb.
vs. Alabama	L	2-3
vs. UCLA	W	7-5
vs. Alabama	L	5-9
1998	5-3	
Central Regional	4-1 (1st)	College Station, Texas
vs. Washington	W	7-6
at Texas A&M	L	3-4
vs. Rice	W	15-14
at Texas A&M	W	10-9
at Texas A&M	W	11-5
College World Series	1-2 (7-5th)	Omaha, Neb.
vs. Florida	W	14-13
vs. LSU	L	8-10
vs. USC	L	1-7
1999	2-2	
Columbus Regional	2-2 (2nd)	Columbus, Ohio
vs. Nebraska	W	18-14
at Ohio State	L	3-6
vs. Nebraska	W	13-7
at Ohio State	L	7-10

2000	3-3	
Starkville Regional	3-1 (1st)	Starkville, Miss.
SOUTH ALABAMA	W	9-2
NOTRE DAME	W	9-1
NOTRE DAME	L	0-7
NOTRE DAME	W	10-9
Clemson Super Regional	0-2	Clemson, S.C.
at Clemson	L	4-11
at Clemson	L	4-9
2001	3-2	
Columbus Regional	3-0 (1st)	Columbus, Ohio
vs. Kent State	W	9-8 (10)
vs. Delaware	W	4-3
vs. Kent State	W	14-4
Fullerton Super Regional	0-2	Fullerton, Calif.
at Cal State Fullerton	L	2-13
at Cal State Fullerton	L	3-9
2003	2-2	
Starkville Regional	2-2 (2nd)	Starkville, Miss.
MIDDLE TENNESSEE STATE	W	10-4
NORTH CAROLINA	L	5-10
MISSOURI	W	10-5
NORTH CAROLINA	L	6-8 (11)
2004	1-2	
Atlanta Regional	1-2 (3rd)	Atlanta, Ga.
vs. Texas Tech	L	6-10
vs. Jacksonville State	W	7-6
vs. Texas Tech	L	7-17
2005	2-2	
Coral Gables Regional	2-2 (2nd)	Coral Gables, Fla.
vs. FAU	W	13-2
at Miami (Fla.)	L	1-4
vs. FAU	W	8-4
at Miami (Fla.)	L	4-10
2006	2-2	
Clemson Regional	2-2 (2nd)	Clemson, S.C.
vs. Elon	L	4-5
vs. UNC Asheville	W	5-4
vs. Elon	W	12-3
at Clemson	L	6-8
2007	5-2	
Tallahassee Regional	3-0 (1st)	Tallahassee, Fla.
vs. Stetson	W	6-3
at Florida State	W	3-0
at Florida State	W	9-4
Starkville Super Regional	2-0	Starkville, Miss.
CLEMSON	W	8-6
CLEMSON	W	8-5
College World Series	0-2 (7-7th)	Omaha, Neb.
vs. North Carolina	L	5-8
vs. Louisville	L	4-12
2011	4-2	
Atlanta Regional	3-0 (1st)	Atlanta, Ga.
vs. Southern Miss	W	3-0
vs. Austin Peay	W	8-3
at Georgia Tech	W	7-3
Gainesville Super Regional	1-2	Gainesville, Fla.
at Florida	L	1-11
at Florida	W	4-3
at Florida	W	6-8
2012	1-2	
Tallahassee Regional	1-2 (3rd)	Tallahassee, Fla.
vs. Samford	L	0-5
vs. UAB	W	8-1
vs. Samford	L	2-3
2013	8-3	
Starkville Regional	3-1 (1st)	Starkville, Miss.
CENTRAL ARKANSAS	W	5-3
SOUTH ALABAMA	W	6-2
CENTRAL ARKANSAS	L	2-5
CENTRAL ARKANSAS	W	6-1
Charlottesville Super Regional	2-0	Charlottesville, Va.
at Virginia	W	11-6
at Virginia	W	6-5
College World Series	3-2 (2nd)	Omaha, Neb.
vs. Oregon State	W	5-4
vs. Indiana	W	5-4
vs. Oregon State	W	4-1
vs. UCLA (CWS Finals)	L	1-3
vs. UCLA (CWS Finals)	L	0-8
2014	2-2	
Lafayette Regional	2-2 (2nd)	Lafayette, La.
vs. San Diego State	W	5-2
vs. Jackson State	W	3-1
at Louisiana-Lafayette	L	8-14
at Louisiana-Lafayette	L	3-5

POSTSEASON HISTORY



2024		2-2
Charlottesville Regional	2-2 (2nd)	Charlottesville, Va.
vs. St. John's	W	5-2
at Virginia	L	4-5
vs. St. John's	W	13-5
at Virginia	L	2-9

BY THE NUMBERS: NCAA TOURNAMENT

95



POSTSEASON HISTORY

NCAA REGIONAL ALL-TOURNAMENT TEAM

(105 student-athletes, 133 honors)

Year	Pos.	Player
1978	CF	Mike Kelley
	1B	Tim Weisheim
1979	SS	Boyd Conner
	OF	Mike Kelley
	C	John McDonald
	UT	Larry Pavlou
1981	P	Steve D'Ercole
	OF	Mark Gillaspie
	C	Terry Loe
	OF	Brad Winkler
1983	OF	Brad Winkler
1984	1B	Will Clark
	OF	Bobby Locke
	OF	Rafael Palmeiro
	OF	Dan Van Cleve
1985	P	Jeff Brantley
	1B	Will Clark
	C	Roark McDonald
	P	Gene Morgan
	OF	Rafael Palmeiro
	2B	Gator Thiesen
	OF	Dan Van Cleve
1987	2B	Burke Masters
	1B	John Mitchell
	SS	Brad Hildreth
1988	OF	Jody Hurst
	C	Barry Winford
1989	OF	Tracy Echols
	DH	Burke Masters
	1B	Tommy Raffo
	P	Bobby Reed
	C	Barry Winford
	3B	Pete Young
1990	OF	Tracy Echols
	3B	Burke Masters
	SS	Jon Shave
	1B	Tommy Raffo
	P	Bobby Reed
1991	1B	Rob Norman
1992	OF	Ron Brown
	C	Matt Carpenter
	SS	Paul Petruis
	P	B.J. Wallace
1996	1B	Richard Lee

Year	Pos.	Player
1997	OF	Brooks Bryan
	2B	Travis Chapman
	P	Eric DuBose
	C	Barry Patton
	3B	Adam Piatt
	OF	Rusty Thoms
1998	OF	Brooks Bryan
	1B	Richard Lee
1999	SS	Travis Chapman
	OF	Brian Wiese
	1B	Cliff Wren
2000	3B	Travis Chapman
	P	Mark Freed
	OF	Shane Kelly
	DH	Ty Martin
	OF	Phillip Willingham
	2B	Daron Wright
2001	1B	Matthew Brinson
	3B	Steve Gendron
	P	Paul Maholm
	OF	Casey Long
2003	OF	Brad Corley
	P	Jamie Gant
	3B	Steve Gendron
	DH	Robby Goodson
	SS	Matthew Maniscalco
	C	Craig Tatum
2004	OF	Joseph Hunter
2005	OF	Jeff Butts
	OF	Brad Corley
2006	DH	Brian LaNinfa
	C	Joseph McCaskill
	OF	Mitch Moreland
	P	Justin Pigott
2007	3B	Russ Sneed
	2B	Brandon Turner
	OF	Jeffrey Rea
	P	Justin Pigott
2011	2B	Nick Vickerson
	1B	Cody Freeman
	OF	Brent Brownlee
	OF	C.T. Bradford
	OF	Jaron Shepherd
	P	Evan Mitchell
	P	Nick Rott

Year	Pos.	Player
2012	1B	Wes Rea
	2B	Matthew Britton
	SS	Adam Frazier
	C	Mitch Slauter
2013	3B	Alex Detz
	P	Chad Girodo
	2B	Brett Pirtle
	1B	Wes Rea
	OF	Hunter Renfroe
2014	OF	C.T. Bradford
	P	Jonathan Holder
	2B	Brett Pirtle
2016	SS	Ryan Gridley
	P	Zac Houston
	OF	Reid Humphreys
	C	Jack Kruger
	OF	Jake Mangum
	DH	Brent Rooker
2017	P	Jacob Billingsley
	OF	Cody Brown
	SS	Ryan Gridley
	OF	Jake Mangum
	2B	Hunter Stovall
2018	C	Dustin Skelton
	OF	Elijah MacNamee
	OF	Rowdey Jordan
	OF	Jake Mangum
	P	J.P. France
2019	1B	Tanner Allen
	2B	Justin Foscoe
	DH	Josh Hatcher
	OF	Rowdey Jordan
	C	Dustin Skelton
	P	Ethan Small
2021	OF	Tanner Allen
	P	Will Bednar
	P	Houston Harding
	3B	Kamren James
	OF	Rowdey Jordan
2024	OF	Bryce Chance
	1B	Hunter Hines
	OF	Dakota Jordan
	SS	David Mershon
	P	Khal Stephen

COLLEGE WORLD SERIES ALL-TOURNAMENT TEAM

(16 student-athletes, 16 honors)

Year	Pos.	Player
1981	OF	Mark Gillaspie
	P	Don Mundie
1985	1B	Will Clark
	SS	Frank Davis
	OF	Dave Van Cleve
2013	1B	Wes Rea
	2B	Brett Pirtle
	OF	Hunter Renfroe
	DH	Trey Porter
2018	2B	Hunter Stovall
2021	P	Will Bednar (MOP)
	C	Logan Tanner
	1B	Luke Hancock
	SS	Lane Forsythe
	OF	Tanner Allen
	OF	Rowdey Jordan

POSTSEASON HISTORY



ALL-TIME NCAA TOURNAMENT OPPONENTS

(40 appearances, 92 different opponents)

Opponent	Record	Opponent	Record	Opponent	Record
Alabama	0-2	Jacksonville State	1-0	San Diego State	1-0
Arizona	0-2	Kent State	2-0	South Alabama	3-1
Arizona State	0-1	Kentucky	0-1	South Carolina	1-2
Arkansas	1-0	Long Beach State	0-1	Southeast Missouri	1-0
Auburn	1-0	Louisiana Tech	2-0	Southern	1-0
Austin Peay	1-0	Louisiana-Lafayette	0-2	Southern Miss	3-0
Baylor	0-2	Louisville	0-2	St. John's	2-0
BYU	1-1	LSU	0-3	Stanford	2-2
Cal State Fullerton	2-4	Maine	1-1	Stetson	1-0
Cal State Northridge	0-1	Maryland	2-1	Tennessee Tech	1-0
Campbell	1-0	Miami (Fla.)	2-3	Texas	3-5
Central Arkansas	2-1	Michigan	2-1	Texas A&M	2-2
Central Michigan	1-0	Middle Tennessee State	2-0	Texas Tech	0-2
Clemson	2-4	Missouri	1-0	Towson	1-0
Delaware	1-0	Murray State	2-0	Tulane	2-0
Duke	0-2	NC State	1-0	Tulsa	0-1
East Carolina	1-0	Nebraska	2-0	UAB	1-0
East Tennessee State	2-0	New Orleans	3-2	UC Santa Barbara	1-0
Eastern Kentucky	1-0	Nicholls State	2-0	UCLA	1-3
Elon	1-1	North Carolina	2-6	UIC	1-0
FAU	2-0	Notre Dame	4-3	UNC Asheville	1-0
Florida	2-2	Ohio State	1-2	USC	0-1
Florida State	7-4	Oklahoma	3-2	Vanderbilt	4-3
Furman	0-1	Oklahoma State	1-0	Virginia	3-2
Georgia	0-1	Oregon State	2-2	VCU	1-0
Georgia Southern	1-0	Pan American	2-0	Wake Forest	0-1
Georgia Tech	3-1	Pepperdine	0-1	Washington	4-1
Illinois	1-0	Rice	1-0	West Virginia	1-0
Indiana	1-0	Richmond	1-0	Western Carolina	2-1
Indiana State	1-0	Rollins	1-0	Wichita State	1-0
Jackson State	1-0	Samford	2-2		

ALL-TIME DISTRICT III OPPONENTS

(6 appearances, 12 different opponents)

Opponent	Record	Opponent	Record
Duke	0-2	Maryland	2-1
East Carolina	1-0	Miami (Fla.)	1-0
Florida State	2-3	North Carolina	0-1
Furman	0-1	Richmond	1-0
Georgia Tech	1-1	Rollins	1-0
Kentucky	0-1	Wake Forest	0-1

ALL-TIME NCAA REGIONAL OPPONENTS

(34 appearances, 67 different opponents)

Opponent	Record	Opponent	Record	Opponent	Record
Austin Peay	1-0	Maine	1-1	Stanford	0-1
Baylor	0-2	Miami (Fla.)	1-2	Stetson	1-0
BYU	1-0	Michigan	1-1	Tennessee Tech	1-0
Cal State Fullerton	1-2	Middle Tennessee State	2-0	Texas	1-2
Cal State Northridge	0-1	Missouri	1-0	Texas A&M	2-2
Campbell	1-0	Murray State	2-0	Texas Tech	0-2
Central Arkansas	2-1	Nebraska	2-0	Towson	1-0
Central Michigan	1-0	New Orleans	3-2	Tulane	2-0
Clemson	0-2	Nicholls State	2-0	UAB	1-0
Delaware	1-0	North Carolina	1-4	UC Santa Barbara	1-0
East Tennessee State	2-0	NC State	1-0	UCLA	0-1
Eastern Kentucky	1-0	Notre Dame	2-2	UIC	1-0
Elon	1-1	Ohio State	1-2	UNC Asheville	1-0
FAU	2-0	Oklahoma	3-2	Virginia	0-2
Florida State	5-1	Pan American	2-0	VCU	1-0
Georgia Tech	2-0	Rice	1-0	Washington	3-1
Illinois	1-0	Samford	2-2	West Virginia	1-0
Indiana State	1-0	San Diego State	1-0	Western Carolina	2-1
Jackson State	1-0	South Alabama	3-1	Wichita State	1-0
Jacksonville State	1-0	South Carolina	1-1		
Kent State	2-0	Southeast Missouri	1-0		
Long Beach State	0-1	Southern	1-0		
Louisiana-Lafayette	0-2	Southern Miss	3-0		
Louisiana Tech	2-0	St. John's	2-0		

ALL-TIME NCAA SUPER REGIONAL OPPONENTS

(10 appearances, 9 different opponents)

Opponent	Record	Opponent	Record
Arizona	0-2	Notre Dame	2-1
Cal State Fullerton	0-2	Stanford	2-0
Clemson	2-2	Vanderbilt	2-1
Florida	1-2	Virginia	2-0
LSU	0-2		

ALL-TIME NCAA COLLEGE WORLD SERIES OPPONENTS

(12 appearances, 27 different opponents)

Opponent	Record	Opponent	Record	Opponent	Record
Alabama	0-2	Louisville	0-2	Texas	2-3
Arizona State	0-1	LSU	0-1	Tulsa	0-1
Arkansas	1-0	Miami (Fla.)	0-1	UCLA	1-2
Auburn	1-0	Michigan	1-0	USC	0-1
BYU	0-1	North Carolina	1-1	Vanderbilt	2-2
Cal State Fullerton	1-0	Oklahoma State	1-0	Virginia	1-0
Florida	1-0	Oregon State	2-2	Washington	1-0
Georgia	0-1	Pepperdine	0-1		
Georgia Southern	1-0	South Carolina	0-1		
Indiana	1-0	Stanford	0-1		



COLLEGE WORLD SERIES LINE SCORES

POSTSEASON HISTORY

1971	0-2 (T-7th)
Tulsa 5, Mississippi State 2 <i>June 11, 1971 at Omaha, Neb.</i>	
Tulsa	000 200 201 - 5 10 3
Mississippi State	000 001 001 - 2 8 3
Pitchers: UT - Rogers, Butcher, Kluhr; MSU - Thompson, Irvin. Win-Rogers Save-Butcher Loss-Thompson T-2:13 A-5,676 HR: UT - Tabb, Bowling; MSU - Still.	
BYU 3, Mississippi State 1 <i>June 12, 1971 at Omaha, Neb.</i>	
Mississippi State	000 010 000 - 1 10 2
BYU	000 000 03X - 3 6 1
Pitchers: MSU - Proffitt, Irvin; BYU - Dusek, Olsen, Cloward. Win-Dusek Save-Olsen Loss-Proffitt T-1:53 A-1,597 HR: BYU - Cardon.	

1979	1-2 (T-5th)
Mississippi State 6, Cal State Fullerton 1 <i>June 3, 1979 at Omaha, Neb.</i>	
Cal State Fullerton	000 000 001 - 1 5 3
Mississippi State	400 100 100 - 6 10 0
Pitchers: CSF - Navilhon, Hudson, Kingsolver. MSU - Kurtz, McDonald. Win-Kurtz Loss-Navilhon T-2:26 A-11,047	
Texas 8, Mississippi State 2 <i>June 3, 1979 at Omaha, Neb.</i>	
Mississippi State	020 000 000 - 2 5 1
Texas	000 250 100 - 8 13 2
Pitchers: MSU - Mundie, Cliburn, McDonald; UT - Wright, Creel, Shannon. Win-Wright Loss-Mundie T-2:20 A-11,659 HR: UT - Tjader.	
Pepperdine 5, Mississippi State 4 <i>June 4, 1979 at Omaha, Neb.</i>	
Pepperdine	002 000 020 1 - 5 8 1
Mississippi State	020 002 000 0 - 4 6 0
Pitchers: PU - Kurtz, Elser, Fick; MSU - Reagan,Cliburn, Kurtz, McDonald. Win-Elser (5-1) Loss-Kurtz (12-2) T-2:53 A-7,881	

1981	1-2 (T-5th)
Mississippi State 4, Michigan 0 <i>May 30, 1981 at Omaha, Neb.</i>	
Michigan	000 000 000 - 0 6 1
Mississippi State	000 030 100 - 4 6 2
Pitchers: UM - Elam, Ontiveros, Hool; MSU - Mundie, Loe. Win-Mundie (14-4) Loss-Elam (11-3) T-1:57 A-12,000 HR: MSU - Gillespie.	
Arizona State 4, Mississippi State 3 <i>June 2, 1981 at Omaha, Neb.</i>	
Mississippi State	003 000 000 - 3 5 2
Arizona State	010 300 000 - 4 8 2
Pitchers: MSU - Susce, Loe; ASU - Newman, Dukes, Wilson. Win-Dukes (7-2) Loss-Susce (11-5) T-2:15 A-10,589 HR: ASU - Sodders.	

South Carolina 6, Mississippi State 5 <i>June 4, 1981 at Omaha, Neb.</i>	
South Carolina	114 000 000 - 6 10 2
Mississippi State	000 200 300 - 5 11 4
Pitchers: USC - Baynham, Babel, Kish, Lowery; MSU - Mundie, Loe. Win-Baynham (10-1) Save-Kish (7) Loss-Mundie (14-5) T-2:41 A-9,000 HR: USC - Lowery, Boyle; MSU - Castoria.	

1985	2-2 (T-3rd)
Mississippi State 12, Oklahoma State 3 <i>May 31, 1985 at Omaha, Neb.</i>	
Oklahoma State	000 001 002 - 3 8 4
Mississippi State	033 104 100 - 12 14 0
Pitchers: OSU - Dillard, Bronkey, Trapasso, Rockman, Long, Johnson; MSU - Morgan. Win-Morgan (14-1) Loss-Dillard (8-4) T-3:02 A-12,301 HR: MSU - Palmeiro, Mitchell.	
Mississippi State 5, Arkansas 4 <i>June 3, 1985 at Omaha, Neb.</i>	
Arkansas	100 111 000 - 4 11 0
Mississippi State	001 020 200 - 5 10 1
Pitchers: UA - Farwell, Deitz; MSU - Brantley. Win-Brantley (18-2) Loss-Farwell (11-2) T-2:36 A-10,587 HR: MSU - Clark.	

Texas 12, Mississippi State 7 <i>June 7, 1985 at Omaha, Neb.</i>	
Mississippi State	200 011 102 - 7 12 5
Texas	000 002 64X - 12 14 1
Pitchers: MSU - Morgan, King, Thigpen; UT - Ruffin, Poehl. Win-Ruffin (13-2) Save-Poehl (4) Loss-Morgan (14-2) T-3:14 A-13,223 HR: MSU - Van Cleve, Clark, Mitchell.	
Miami (Fla.) 6, Mississippi State 5 <i>June 8, 1985 at Omaha, Neb.</i>	
Mississippi State	000 004 010 - 5 5 4
Miami (Fla.)	200 010 012 - 6 9 1
Pitchers: MSU - Brantley, Thigpen; UM - Patenaude, Raether. Win-Raether (6-2) Loss Thigpen (1-4) T-2:56 A-10,000 HR: MSU - Thigpen; UM - Leake, Ellena.	

1990	1-2 (T-5th)
Georgia 3, Mississippi State 0 <i>June 1, 1990 at Omaha, Neb.</i>	
Mississippi State	000 000 000 - 0 4 3
Georgia	001 010 010 - 3 5 1
Pitchers: MSU - Reed, Robinson; UGA - Fleming, Childers. Win-Fleming (12-5) Loss-Reed (15-3) T-2:07 A-12,732 HR: UGA - Cooper.	
Mississippi State 15, Georgia Southern 1 <i>June 3, 1990 at Omaha, Neb.</i>	
Mississippi State	(11)00 002 020 - 15 16 1
Georgia Southern	0 10 000 000 - 1 6 3
Pitchers: MSU - Jobses, Henderson, Daniel, Harden, Robinson, Polk; GSU - Bouma, Ryder, Berkner, Masi, Fitzpatrick, Holder. Win-Jobes (8-5) Loss-Bouma (10-3) T-2:35 A-8,000 HR: MSU - Robinson.	

Stanford 6, Mississippi State 1 <i>June 3, 1990 at Omaha, Neb.</i>	
Stanford	001 100 301 - 6 11 1
Mississippi State	001 000 000 - 1 9 3
Pitchers: SU - Reid, Weiss, Tallman; MSU - Reed, Harden, Robinson. Win-Reid (7-1) Loss-Reed (15-4) T-2:47 A-6,000 HR: SU - Turner; MSU - S. Mitchell.	

1997	1-2 (T-5th)
Alabama 3, Mississippi State 2 <i>May 31, 1997 at Omaha, Neb.</i>	
Mississippi State	000 010 001 - 2 7 0
Alabama	000 020 001 - 3 11 1
Pitchers: MSU - DuBose, Patton; UA - Henderson, Kingrey, Frick. Win-Kingrey (9-1) Loss-DuBose (9-4) T-2:37 A-22,640	
Mississippi State 7, UCLA 5 <i>June 2, 1997 at Omaha, Neb.</i>	
UCLA	002 100 101 - 5 10 3
Mississippi State	020 001 400 - 7 10 2
Pitchers: UCLA - Zamora, Klein, Henkel, Cloud, Green. MSU - Reimike, H. Thoms, Patton. Win-H. Thoms (5-0) Loss-Henkel (3-3) T-3:36 A-20,016 HR: UCLA - Glaus.	

Alabama 9, Mississippi State 5 <i>June 3, 1997 at Omaha, Neb.</i>	
Mississippi State	000 100 301 - 5 12 3
Alabama	000 040 050 - 9 13 0
Pitchers: MSU - Dilgard, Johnson, Ginter, Patton; UA - Daniel, Kingrey, Frick. Win-Kingrey (10-1) Loss-Johnson (5-4) T-2:35 A-20,991 HR: MSU - Piatt; UA - Phillips, Peer.	



POSTSEASON HISTORY

1998	1-2 (T-5th)
Mississippi State 14, Florida 13 <i>May 30, 1998 at Omaha, Neb.</i>	
Mississippi State	050 500 004 - 14 14 3
Florida	030 103 015 - 13 13 0

Pitchers: MSU - Ginter, H. Thoms, Donovan, Polk, Reinike, Johnson, Patton, McGrath. UF - Wilkerson, Fogg, McClendon, Ross. Win-Ginter (6-4) Save-Johnson (10) Loss-Wilkerson (10-5) T-3:41 A-22,879 HR: MSU - R. Thoms, Bryan, Patton; UF - Ross, Dill.	
LSU 10, Mississippi State 8 <i>June 1, 1998 at Omaha, Neb.</i>	
Mississippi State	002 031 101 - 8 14 0
LSU	040 220 020 - 10 11 1

Pitchers: MSU - Jackson, Compton, Johnson, Patton; LSU - Keisler, Bowe, Thompson, Cresse. Win-Keisler (9-5) Save-Thompson (1) Loss-Jackson (10-3) T-3:05 A-20,738 HR: MSU - Lee; LSU - Higgins, Cresse, Earnhart, Davis, Barbier, Harris.	
Southern California 7, Mississippi State 1 <i>June 2, 1998 at Omaha, Neb.</i>	
Southern California	031 000 201 - 7 12 0
Mississippi State	000 000 010 - 1 5 2

Pitchers: USC - Currier, Weibling, Munson; Mississippi State - Freed, Reinike, H. Thoms, Polk, Donovan, Patton. Win-Currier (6-1) Loss-Freed (6-6) T-3:11 A-21,581 HR USC - Ticehurst (2).	

2007	0-2 (T-7th)
North Carolina 5, Mississippi State 5 <i>June 15, 2007 at Omaha, Neb.</i>	
Mississippi State	040 000 100 - 5 12 2
North Carolina	000 206 01X - 8 12 0

Pitchers: UNC - Woodard, Warren, Wooten, Carignan; MSU - Pigott, Lalor, Bowen. Win-Warren (11-0) Save-Carignan (16) Loss-Pigott (7-7) T-2:52 A-23,568 HR: MSU - Moreland.	
Louisville 12, Mississippi State 4 <i>June 17, 2007 at Omaha, Neb.</i>	
Louisville	212 300 301 - 12 18 1
Mississippi State	000 003 100 - 4 10 1

Pitchers: UL - Marks, Hollander, Meade; MSU - Crosswhite, Houston, Whitney, Weatherford, Johnson. Win-Marks (9-2) Loss-Crosswhite (8-5) T-3:18 A-18,187 HR: UL - Johnson, Burton, Dominguez (2); MSU - Turner.	

2013	3-2 (2nd - FINALIST)
Mississippi State 5, Oregon State 4 <i>June 15, 2013 at Omaha, Neb.</i>	
Mississippi State	030 000 020 - 5 8 2
Oregon State	200 110 000 - 4 10 1

Pitchers: MSU - Graveman, R Mitchell, Holder; OSU - Moore, Boyd, Schultz. Win-R Mitchell (13-0) Loss-Boyd (10-4) T-3:10 A-24,473	
Mississippi State 5, Indiana 4 <i>June 17, 2013 at Omaha, Neb.</i>	
Mississippi State	100 001 030 - 5 11 1
Indiana	012 000 001 - 4 9 2

Pitchers: MSU - Fitts, Girodo, Holder; IU - Coursen-Carr, Halstead, Korte, Effross. Win-Girodo (9-1) Loss-Halstead (4-5) T-3:24 A-25,260	
Mississippi State 4, Oregon State 1 <i>June 21, 2013 at Omaha, Neb.</i>	
Oregon State	000 001 000 - 1 8 1
Mississippi State	000 130 00X - 4 11 0

Pitchers: MSU - Graveman, R Mitchell, Holder; OSU - Moore, Fry. Win-Graveman (8-5) Loss-Moore (14-2) T-2:32 A-18,868 HR: MSU - Renfroe.	

***** CHAMPIONSHIP SERIES *****

UCLA 3, Mississippi State 1 <i>June 24, 2013 at Omaha, Neb.</i>	
UCLA	100 200 000 - 3 6 1
Mississippi State	000 100 000 - 1 6 1

Pitchers: UCLA - Plutko, Kaprielian, Weiss, Berg; MSU - Fitts, Girodo. Win-Plutko (10-3) Loss-Fitts (0-1) T-3:34 A-25,690	
UCLA 8, Mississippi State 0 <i>June 25, 2013 at Omaha, Neb.</i>	
Mississippi State	000 000 000 - 0 5 3
UCLA	102 201 02X - 8 12 1

Pitchers: UCLA - Vander Tuig, Berg; MSU - Pollorena, Mitchell, Bracewell, Holder, Cox. Win-Vander Tuig (14-4) Loss-Pollorena (6-4) T-3:20 A-27,127	

2018	2-2 (T-3rd)
Mississippi State 1, Washington 0 <i>June 16, 2018 at Omaha, Neb.</i>	
Washington	000 000 000 - 0 6 0
Mississippi State	000 000 001 - 1 10 0

Pitchers: UW - DeMers, Hardy; MSU - Small, France, Gordon, Neff. Win-Neff (4-3) Loss-Hardy (5-3) T-2:44 A-24,758	
Mississippi State 12, North Carolina 2 <i>June 19, 2018 at Omaha, Neb.</i>	
Mississippi State	040 000 080 - 12 9 1
North Carolina	100 000 100 - 2 7 3

Pitchers: UNC - Bergner, Hiatt, Hutchison, Baum; MSU - Pilkington, Gordon. Win-Pilkington (3-6) Save-Gordon (4) Loss-Bergner (7-3) T-3:17 A-13,387 HR: MSU - Westburg.	
Oregon State 12, Mississippi State 2 <i>June 19, 2018 at Omaha, Neb.</i>	
Mississippi State	101 000 080 - 2 5 0
Oregon State	150 100 410 - 12 15 1

Pitchers: OSU - Fehmel, Eisert; MSU - Billingsley, James, McQuary, Smith. Win-Eisert (5-3) Loss-Billingsley (5-4) T-3:54 A-21,002	
Oregon State 5, Mississippi State 2 <i>June 23, 2018 at Omaha, Neb.</i>	
Oregon State	005 000 080 - 5 8 1
Mississippi State	001 000 001 - 2 4 0

Pitchers: OSU - Abel, Mulholland; MSU - Small, Gordon. Win-Abel (6-1) Loss-Small (5-4) T-3:02 A-21,821	

2019	1-2 (T-5th)
Mississippi State 5, Auburn 4 <i>June 16, 2018 at Omaha, Neb.</i>	
Auburn	020 100 010 - 4 6 2
Mississippi State	000 001 004 - 5 12 3

Pitchers: AU - Owen, Anderson, Greenhill, Fitts, Burns; MSU - Small, Self, Liebelt, Gordon. Win-Gordon (5-0) Loss-Burns (4-4) T-3:48 A-22,671 HR: AU - Julien.	
Vanderbilt 6, Mississippi State 3 <i>June 19, 2018 at Omaha, Neb.</i>	
Vanderbilt	010 050 000 - 6 9 1
Mississippi State	000 001 200 - 3 9 0

Pitchers: VU - Rocker, Raby, Brown; MSU - Plumlee, Barlow, Self, White, James, Cerantola. Win-Rocker (11-5) Loss-Plumlee (7-5) T-3:24 A-15,465 HR: VU - Scott (2); MSU - Gilbert.	
Louisville 4, Mississippi State 3 <i>June 20, 2018 at Omaha, Neb.</i>	
Mississippi State	000 200 100 - 3 8 1
Louisville	000 000 202 - 4 9 0

Pitchers: MSU - Ginn, Liebelt, Gordon; UL - Bennett, Hoeing, Schmeltz, Poland, Detmers. Win-Detmers (13-4) Loss-Gordon (5-1) T-3:31 A-24,201	



2021	5-2 (1st)
Mississippi State 2, Texas 1	
<i>June 20, 2021 at Omaha, Neb.</i>	
Mississippi State	000 200 000 - 2 5 0
Texas	000 000 001 - 1 4 1

Pitchers: MSU - Bednar Sims; UT - Madden, Hansen.	
Win-Bednar (8-1) Loss-Madden (7-5) Save-Sims (11)	
T-2:45 A-23,885	
HR: UT - Antico.	
Mississippi State 6, Virginia 5	
<i>June 22, 2021 at Omaha, Neb.</i>	
Mississippi State	000 000 060 - 6 6 0
Virginia	130 000 010 - 5 12 0

Pitchers: MSU - MacLeod, Johnson, Patrick, Stinnett, Tullar, C. Smith, Simmons, Sims; UVA - McGarry, Messinger, Schoch, Savino, Whitten.	
Win-Smith (3-0) Loss-Schoch (4-2) Save-Sims (12)	
T-3:41 A-22,803	
HR: MSU - Clark, Allen; UVA - Newell.	
Texas 8, Mississippi State 5	
<i>June 25, 2021 at Omaha, Neb.</i>	
Texas	110 010 203 - 8 8 2
Mississippi State	200 000 030 - 5 6 0

Pitchers: UT - Madden, Witt, Nixon; MSU - Harding, Johnson, Tullar, Patrick, B. Smith, Stinnett, C. Smith.	
Win-Nixon (4-3) Loss-B. Smith (4-4)	
T-4:04 A-24,003	
HR: UT - Zubia, Melendez.	
Mississippi State 4, Texas 3	
<i>June 26, 2021 at Omaha, Neb.</i>	
Texas	020 010 000 - 3 4 0
Mississippi State	001 011 001 - 4 11 0

Pitchers: UT - Stevens, Quintanilla; MSU - Bednar, Sims.	
Win-Sims (5-0) Loss-Quintanilla (5-1)	
T-2:44 A-21,883	
HR: UT - Williams.	
Vanderbilt 8, Mississippi State 2	
<i>June 28, 2021 at Omaha, Neb.</i>	
Mississippi State	100 100 003 - 2 5 0
Vanderbilt	700 000 10X - 8 5 0

Pitchers: MSU - MacLeod, Patrick, C. Smith, B. Smith, Hunt, Fristoe; VU - Leiter, Maldonado.	
Win-Leiter (11-4) Loss-MacLeod (6-6) Save-Maldonado (9)	
T-2:47 A-24,052	
HR: MSU - James; VU - Gonzalez.	
Mississippi State 13, Vanderbilt 2	
<i>June 29, 2021 at Omaha, Neb.</i>	
Vanderbilt	010 000 001 - 2 4 3
Mississippi State	104 120 50X - 13 14 0

Pitchers: VU - Little, Reilly, Berkwich, Owen, Evans; MSU - Harding, Johnson.	
Win-Johnson (4-0) Loss-Little (3-2)	
T-3:31 A-24,122	
HR: VU - Rodriguez, Romero Jr.	
Mississippi State 9, Vanderbilt 0	
<i>June 30, 2021 at Omaha, Neb.</i>	
Mississippi State	120 020 400 - 9 12 0
Vanderbilt	000 000 000 - 0 1 3

Pitchers: MSU - Bednar, Sims; VU - Rocker, McElvain, Murphy, Schultz.	
Win-Bednar (9-1) Loss-Rocker (14-4) Save-Sims (13)	
T-2:51 A-24,052	
HR: MSU - Tanner, Clark.	

POSTSEASON HISTORY

COLLEGE WORLD SERIES RECORDS - SINGLE GAME

BATTING AVERAGE (min. 4 at-bats)

	Player	Opponent, Date
1.	.750 Lotterhos, Chris	Florida, 5/30/98
	.750 Westburg, Jordan	North Carolina, 6/19/18
	.750 Stovall, Hunter	Washington, 6/16/18
	.750 Alexander, Luke	Washington, 6/16/18
	.750 Rea, Jeffrey	Louisville, 6/17/07
	.750 Lee, Richard	Alabama, 6/3/97
	.750 Shave, Jon	Georgia Southern, 6/3/90
	.750 Van Cleve, Dan	Texas, 6/7/85
	.750 Clark, Will	Arkansas, 6/3/85
	.750 Van Cleve, Dan	Oklahoma State, 5/31/85
	.750 Clark, Will	Oklahoma State, 5/31/85
	.750 Davis, Donny	Tulsa, 6/13/71

SLUGGING PERCENTAGE (min. 4 at-bats)

	Player	Opponent, Date
1.	2.000 Van Cleve, Dan	Texas, 6/7/1985
	2.000 Clark, Will	Arkansas, 6/3/1985
3.	1.750 Westburg, Jordan	North Carolina, 6/19/18
4.	1.250 Still, Phil	Tulsa, 6/13/71
	1.250 Shave, Jon	Georgia Southern, 6/3/90
	1.250 Patton, Barry	Florida, 5/30/98
	1.250 Castoria, Bruce	South Carolina, 6/4/81
	1.250 Gilbert, Marshall	Vanderbilt, 6/19/19
	1.250 Turner, Brandon	Louisville, 6/17/07
	1.250 Moreland, Mitch	North Carolina, 6/15/07

AT-BATS

	Player	Opponent, Date
1.	6 Jordan, Rowdey	Vanderbilt, 6/30/21
	6 Dubrule, Scotty	Vanderbilt, 6/29/21
	6 Jordan, Rowdey	Vanderbilt, 6/29/21
	6 Thoms, Rusty	Florida, 5/30/1998
5.	5 48 Times	
	<i>Last: Clark, Kellum</i>	<i>Vanderbilt, 6/30/21</i>

RUNS SCORED

	Player	Opponent, Date
1.	4 Allen, Tanner	Vanderbilt, 6/29/21
2.	3 McDonald, Roark	Oklahoma State, 5/31/85
	3 Robinson, Jim	Georgia Southern, 6/3/90
	3 Thoms, Rusty	Florida, 5/30/98
5.	2 35 Times	
	<i>Last: Skinner, Brayland</i>	<i>Vanderbilt, 6/30/21</i>

HITS

	Player	Opponent, Date
1.	3 Jordan, Rowdey	Vanderbilt, 6/30/21
	3 Forsythe, Lane	Vanderbilt, 6/29/21
	3 Westburg, Jordan	North Carolina, 6/19/18
	3 Stovall, Hunter	Washington, 6/16/18
	3 Alexander, Luke	Washington, 6/16/18
	3 Pirtle, Brett	Indiana, 6/17/13
	3 Rea, Jeffrey	Louisville, 6/17/07
	3 Bryan, Brooks	Florida, 5/30/98
	3 Lotterhos, Chris	Florida, 5/30/98
	3 Lee, Richard	Alabama, 6/3/97
	3 Robinson, Jim	Georgia Southern, 6/3/90
	3 Cohen, John	Georgia Southern, 6/3/90
	3 Shave, Jon	Georgia Southern, 6/3/90
	3 Van Cleve, Dan	Texas, 6/7/85
	3 Clark, Will	Arkansas, 6/3/85
	3 Clark, Will	Oklahoma State, 5/31/85
	3 Van Cleve, Dan	Oklahoma State, 5/31/85
	3 White, Pete	South Carolina, 6/4/81
	3 Davis, Donny	Tulsa, 6/13/71
	3 Crosswell, Bobby	BYU, 6/12/71

DOUBLES

	Player	Opponent, Date
1.	2 Rea, Wes	Oregon State, 6/15/13
	2 Shave, Jon	Georgia Southern, 6/3/90
	2 Winkler, Brad	Michigan, 5/30/81
4.	1 50 times	
	<i>Last: Allen, Tanner</i>	<i>Vanderbilt, 6/30/21</i>

TRIPLES

	Player	Opponent, Date
1.	1 Cumbest, Brad	Texas, 6/20/21
	1 Mitchell, Scott	Georgia Southern, 6/3/90
	1 Van Cleve, Dan	Texas, 6/7/85
	1 Clark, Will	Arkansas, 6/3/85
	1 Thiesen, Gator	Arkansas, 6/3/85
	1 Gage, Tony	South Carolina, 6/4/81
	1 Dixon, Rick	Pepperdine, 6/4/79
	1 Thompson, Jerry	Tulsa, 6/13/71

HOME RUNS

	Player	Opponent, Date
1.	1 Clark, Kellum	Vanderbilt, 6/30/21
	1 Tanner, Logan	Vanderbilt, 6/30/21
	1 James, Kamren	Vanderbilt, 6/28/21
	1 Allen, Tanner	Virginia, 6/22/21
	1 Clark, Kellum	Virginia, 6/22/21
	1 Gilbert, Marshall	Vanderbilt, 6/19/19
	1 Westburg, Jordan	North Carolina, 6/19/18
	1 Renfro, Hunter	Oregon State, 6/21/13
	1 Turner, Brandon	Louisville, 6/17/07
	1 Moreland, Mitch	North Carolina, 6/15/07
	1 Lee, Richard	LSU, 6/1/98
	1 Thoms, Rusty	Florida, 5/30/98
	1 Bryan, Brooks	Florida, 5/30/98
	1 Patton, Barry	Florida, 5/30/98
	1 Piatt, Adam	Alabama, 6/3/97
	1 Mitchell, Scott	Stanford, 6/5/90
	1 Robinson, Jim	Georgia Southern, 6/3/90
	1 Thigpen, Bobby	Miami (Fla.), 6/8/85
	1 Van Cleve, Dan	Texas, 6/7/85
	1 Mitchell, John	Texas, 6/7/85
	1 Clark, Will	Texas, 6/7/85
	1 Clark, Will	Arkansas, 6/3/85
	1 Mitchell, John	Oklahoma State, 5/31/85
	1 Palmeiro, Rafael	Oklahoma State, 5/31/85
	1 Castoria, Bruce	South Carolina, 6/4/81
	1 Gillaspie, Mark	Michigan, 5/30/81
	1 Still, Phil	Tulsa, 6/13/71

TOTAL BASES

	Player	Opponent, Date
1.	8 Van Cleve, Dan	Texas, 6/7/85
	8 Clark, Will	Arkansas, 6/3/85
3.	7 Westburg, Jordan	North Carolina, 6/19/18
4.	6 Lee, Richard	LSU, 6/1/98
	6 Bryan, Brooks	Florida, 5/30/98
	6 Robinson, Jim	Georgia Southern, 6/3/90
7.	5 Tanner, Logan	Vanderbilt, 6/30/21
	5 Gilbert, Marshall	Vanderbilt, 6/19/19
	5 Turner, Brandon	Louisville, 6/17/07
	5 Moreland, Mitch	North Carolina, 6/15/07
	5 Thoms, Rusty	Florida, 5/30/98
	5 Patton, Barry	Florida, 5/30/98
	5 Shave, Jon	Georgia Southern, 6/3/90
	5 Mitchell, John	Texas, 6/7/85
	5 Castoria, Bruce	South Carolina, 6/4/81
	5 Still, Phil	Tulsa, 6/13/71

RUNS BATTED IN

	Player	Opponent, Date
1.	7 Westburg, Jordan	North Carolina, 6/19/18
2.	4 Dubrule, Scotty	Vanderbilt, 6/29/21
	4 Bryan, Brooks	Florida, 5/30/98
	4 Thigpen, Bobby	Miami (Fla.), 6/8/85
	4 Clark, Will	Arkansas, 6/3/85
6.	3 Clark, Kellum	Vanderbilt, 6/30/21
	3 Allen, Tanner	Virginia, 6/22/21
	3 Renfro, Hunter	Oregon State, 6/21/13
	3 LaNifra, Brian	Louisville, 6/17/07
	3 Lee, Richard	LSU, 6/1/98
	3 Thoms, Rusty	Florida, 5/30/98
	3 Patton, Barry	Florida, 5/30/98
	3 Palmeiro, Rafael	Oklahoma State, 5/31/85
	3 Van Cleve, Dan	Oklahoma State, 5/31/85
	3 Gillaspie, Mark	Michigan, 5/30/81

HIT-BY-PITCH

	Player	Opponent, Date
1.	1 28 times	
	<i>Last: Cumbest, Brad</i>	<i>Vanderbilt, 6/29/21</i>

STOLEN BASES

	Player	Opponent, Date
1.	1 Allen, Tanner	Vanderbilt, 6/29/21
	1 James, Kamren	Vanderbilt, 6/29/21
	1 Hatcher, Josh	Vanderbilt, 6/29/21
	1 Skinner, Brayland	Texas, 6/26/21
	1 Allen, Tanner	Texas, 6/25/21
	1 James, Kamren	Texas, 6/20/21
	1 Westburg, Jordan	Auburn, 6/16/19
	1 Frazier, Adam	UCLA, 6/25/13
	1 Frazier, Adam	Indiana, 6/17/13
	1 Wiese, Brian	Florida, 5/30/98
	1 Echols, Tracy	Stanford, 6/5/90
	1 Thiesen, Gator	Miami (Fla.), 6/8/85
	1 Van Cleve, Dan	Miami (Fla.), 6/8/85
	1 Thigpen, Bobby	Texas, 6/7/85
	1 Van Cleve, Dan	Arkansas, 6/3/85
	1 Van Cleve, Dan	Oklahoma State, 5/31/85
	1 Thigpen, Bobby	Oklahoma State, 5/31/85
	1 Winkler, Brad	Michigan, 5/30/81
	1 Conner, Boyd	Cal State Fullerton, 6/2/79



COLLEGE WORLD SERIES RECORDS - SINGLE GAME

POSTSEASON HISTORY

INNINGS PITCHED

	Player	Opponent, Date
1.	10.0 Thompson, Jerry	Tulsa, 6/13/71
2.	9.0 Kurtz, Ken	Cal State Fullerton, 6/2/79
	9.0 Mundie, Don	Michigan, 5/30/81
	9.0 Mundie, Don	South Carolina, 6/4/81
	9.0 Morgan, Gene	Oklahoma State, 5/31/85
	9.0 Brantley, Jeff	Arkansas, 6/3/85
7.	8.0 Proffitt, Mike	BYU, 6/12/71
	8.0 Susce, Steve	Arizona State, 6/2/81
	8.0 Brantley, Jeff	Miami (Fla.), 6/8/85
	8.0 Reed, Bobby	Georgia, 6/1/90
	8.0 DuBose, Eric	Alabama, 5/31/97

FEWEST HITS ALLOWED (starters only; min. 5 IP)

	Player (IP)	Opponent, Date
1.	0 Bednar, Will (6.0)	Vanderbilt, 6/30/21
2.	1 Bednar, Will (6.0)	Texas, 6/20/21
3.	3 Ginn, JT (6.0)	Louisville, 6/20/19
	3 Small, Ethan (5.0)	Auburn, 6/16/19
5.	4 Bednar, Will (6.1)	Texas, 6/26/21
	4 Graveman, Kendall (5.2)	Oregon State, 6/21/13
	4 Reinike, Chris (5.1)	UCLA, 6/2/97
	4 Jobes, Tracy (6.0)	Georgia Southern, 6/3/90
9.	5 Reed, Bobby (8.0)	Georgia, 6/1/90
	5 Kurtz, Ken (9.0)	Cal State Fullerton, 6/2/79

FEWEST EARNED RUNS ALLOWED (starters only; min. 5 IP)

	Player (IP)	Opponent, Date
1.	0 Bednar, Will (6.0)	Vanderbilt, 6/30/21
	0 Bednar, Will (6.0)	Texas, 6/20/21
	0 Ginn, JT (6.0)	Louisville, 6/20/19
	0 Mundie, Don (9.0)	Michigan, 5/30/81
5.	1 Jobes, Tracy (6.0)	Georgia Southern, 6/3/90
	1 Graveman, Kendall (5.2)	Oregon State, 6/21/13
	1 Kurtz, Ken (9.0)	Cal State Fullerton, 6/2/79
8.	2 Pilkington, Konnor (6.0)	North Carolina, 6/19/18
9.	3 Bednar, Will (6.1)	Texas, 6/26/21
	3 Small, Ethan (5.0)	Auburn, 6/16/19
	3 Reinike, Chris (5.1)	UCLA, 6/2/97
	3 DuBose, Eric (8.0)	Alabama, 5/31/97
	3 Reed, Bobby (8.0)	Georgia, 6/1/90
	3 Morgan, Gene (9.0)	Oklahoma State, 5/31/85
	3 Proffitt, Mike (8.0)	BYU, 6/12/71

FEWEST RUNS ALLOWED (starters only; min. 5 IP)

	Player (IP)	Opponent, Date
1.	0 Bednar, Will (6.0)	Vanderbilt, 6/30/21
	0 Bednar, Will (6.0)	Texas, 6/20/21
	0 Ginn, JT (6.0)	Louisville, 6/20/19
	0 Mundie, Don (9.0)	Michigan, 5/30/81
5.	1 Graveman, Kendall (5.2)	Oregon State, 6/21/13
	1 Jobes, Tracy (6.0)	Georgia Southern, 6/3/90
	1 Kurtz, Ken (9.0)	Cal State Fullerton, 6/2/79
8.	2 Pilkington, Konnor (6.0)	North Carolina, 6/19/18
	2 Reed, Bobby (8.0)	Georgia, 6/1/90
	2 Mundie, Don (9.0)	South Carolina, 6/4/81

STRIKEOUTS

	Player	Opponent, Date
1.	15 Bednar, Will	Texas, 6/20/21
2.	10 Susce, Steve	Arizona State, 6/2/81
	10 Girono, Chad	Indiana, 6/17/13
	10 Jobes, Tracy	Georgia Southern, 6/3/90
5.	9 Girono, Chad	UCLA, 6/24/13
6.	8 Cliburn, Perry	Pepperdine, 6/4/79
	8 Small, Ethan	Auburn, 6/16/19
8.	7 Johnson, Preston	Vanderbilt, 6/29/21
	7 Bednar, Will	Texas, 6/26/21
	7 Brantley, Jeff	Arkansas, 6/3/85
	7 Reinike, Chris	UCLA, 6/2/97

FEWEST WALKS (starters only; min. 5 IP)

	Player (IP)	Opponent, Date
1.	0 Mundie, Don (9.0)	South Carolina, 6/4/81
2.	1 Bednar, Will (6.1)	Texas, 6/26/21
	1 Bednar, Will (6.0)	Texas, 6/20/21
	1 Brantley, Jeff (9.0)	Arkansas, 6/3/85
	1 Reed, Bobby (6.1)	Stanford, 6/5/90
	1 Susce, Steve (8.0)	Arizona State, 6/2/81
	1 Proffitt, Mike (8.0)	BYU, 6/12/71
	1 Graveman, Kendall (5.2)	Oregon State, 6/21/13
	1 Ginn, JT (6.0)	Louisville, 6/20/19
10.	2 Thompson, Jerry (10.0)	Tulsa, 6/13/71
	2 Morgan, Gene (6.0)	Texas, 6/7/85
	2 Pigott, Justin (5.1)	North Carolina, 6/15/07
	2 Pilkington, Konnor (6.0)	North Carolina, 6/19/18
	2 Kurtz, Ken (9.0)	Cal State Fullerton, 6/2/79
	2 Reed, Bobby (8.0)	Georgia, 6/1/90
	2 Jobes, Tracy (6.0)	Georgia Southern, 6/3/90

WILD PITCHES

	Player	Opponent, Date
1.	2 Reinike, Chris	UCLA, 6/2/97
	2 Cliburn, Perry	Texas, 6/3/79
	2 Bowen, Ricky	North Carolina, 6/15/07
	2 James, Keegan	Vanderbilt, 6/19/19
	2 Ginter, Matt	Florida, 5/30/98
6.	1 18 times	
	Last: MacLeod, Christian	Virginia, 6/22/21

BALKS

	Player	Opponent, Date
1.	1 Small, Ethan	Oregon State, 6/23/18
	1 Cliburn, Perry	Pepperdine, 6/4/79
	1 Small, Ethan	Washington, 6/16/18
	1 Thoms, Hank	USC, 6/2/98

HIT-BY-PITCH

	Player	Opponent, Date
1.	2 Girono, Chad	Indiana, 6/17/13
	2 Girono, Chad	UCLA, 6/24/13
	2 Houston, Greg	Louisville, 6/17/07
	2 Liebelt, Jared	Auburn, 6/16/19
	2 MacLeod, Christian	Vanderbilt, 6/28/21
6.	1 20 times	
	Last: Sims, Landon	Texas, 6/26/21

POSTSEASON HISTORY

COLLEGE WORLD SERIES RECORDS - CAREER

GAMES PLAYED		
Player (Seasons)		GP
1. Allen, Tanner (2018-19-21)		14
Jordan, Rowdey (2018-19-21)		14
3. Clark, Kellum (2021)		7
Dubrule, Scott (2021)		7
Forsythe, Lane (2021)		7
Foscue, Justin (2018-19)		7
Hancock, Luke (2021)		7
James, Kamren (2021)		7
MacNamee, Elijah (2018-19)		7
Mangum, Jake (2018-19)		7
Tanner, Logan (2021)		7
Skelton, Dustin (2018-19)		7
Westburg, Jordan (2018-19)		7

GAMES STARTED		
Player (Seasons)		GS
1. Allen, Tanner (2018-19-21)		14
Jordan, Rowdey (2018-19-21)		14
3. Clark, Kellum (2021)		7
Dubrule, Scott (2021)		7
Forsythe, Lane (2021)		7
Foscue, Justin (2018-19)		7
Hancock, Luke (2021)		7
James, Mamren (2021)		7
MacNamee, Elijah (2018-19)		7
Mangum, Jake (2018-19)		7
Tanner, Logan (2021)		7
Skelton, Dustin (2018-19)		7
Westburg, Jordan (2018-19)		7

CAREER BATTING AVERAGE (min. 12 at-bats)		
Player (Seasons)	AB	AVG
1. Clark, Will (1985)	15	.467
2. Van Cleve, Dan (1985)	16	.438
3. Thigpen, Bobby (1985)	14	.429
4. Davis, Frank (1985)	12	.417
5. Conner, Boyd (1979)	13	.385
6. Patton, Barry (1997-98)	21	.381
7. Mangum, Jake (2018-19)	25	.360
8. Alexander, Luke (2018)	14	.357
9. Stovall, Hunter (2018)	17	.353
10. Pirtle, Brett (2013)	20	.350

CAREER ON-BASE PERCENTAGE (min. 12 at-bats)		
Player (Seasons)	AB	OB%
1. Clark, Will (1985)	15	.556
2. Van Cleve, Dan (1985)	16	.526
3. Thigpen, Bobby (1985)	14	.500
4. Davis, Frank (1985)	12	.500
5. Mangum, Jake (2018-19)	25	.484
6. Freeman, Brad (1997-98)	22	.464
7. Alexander, Luke (2018)	14	.438
Dubrule, Scotty (2021)	22	.438
Tanner, Logan (2021)	26	.438
10. Patton, Barry (1997-98)	21	.435

CAREER SLUGGING PERCENTAGE (min. 12 at-bats)		
Player (Seasons)	AB	SLG
1. Clark, Will (1985)	15	1.067
2. Thigpen, Bobby (1985)	14	.786
3. Van Cleve, Dan (1985)	16	.750
4. Mitchell, John (1985)	17	.647
5. Davis, Frank (1985)	12	.583
6. Patton, Barry (1997-98)	21	.571
7. Palmeiro, Rafael (1985)	16	.563
8. Clark, Kellum (2021)	25	.520
9. Gilbert, Marshall (2018-19)	12	.500
Tanner, Logan (2021)	26	.500

AT-BATS		
Player (Seasons)		AB
1. Jordan, Rowdey (2018-19-21)		61
2. Allen, Tanner (2018-19-21)		57
3. Bryan, Brooks (1997-98)		28
4. James, Kamren (2021)		27
MacNamee, Elijah (2018-19)		27
Westburg, Jordan (2018-19)		27
Foscue, Justin (2018-19)		27
Tanner, Logan (2021)		26
8. Thoms, Rusty (1997-98)		26
10. Clark, Kellum (2021)		25
Mangum, Jake (2018-19)		25

RUNS SCORED		
Player (Seasons)		R
1. Allen, Tanner (2018-19-21)		10
2. Wiese, Brian (1997-98)		6
Clark, Will (1985)		6
James, Kamren (2021)		6
5. Dubrule, Scott (2021)		5
MacNamee, Elijah (2018-19)		5
Thoms, Rusty (1997-98)		5
Mangum, Jake (2018-19)		5
Freeman, Brad (1997-98)		5
Thigpen, Bobby (1985)		5

HITS		
Player (Seasons)		H
1. Allen, Tanner (2018-19-21)		15
Jordan, Rowdey (2018-19-21)		15
3. Thoms, Rusty (1997-98)		9
Mangum, Jake (2018-19)		9
5. Tanner, Logan (2021)		8
Patton, Barry (1997-98)		8
7. Clark, Will (1985)		7
Freeman, Brad (1997-98)		7
Hancock, Luke (2021)		7
Pirtle, Brett (2013)		7
Van Cleve, Dan (1985)		7
Bryan, Brooks (1997-98)		7

DOUBLES		
Player (Seasons)		2B
1. Allen, Tanner (2018-19-21)		4
2. Jordan, Rowdey (2018-19-21)		3
Mangum, Jake (2018-19)		3
Rea, Wes (2013)		3
5. Clark, Kellum (2021)		2
Tanner, Logan (2021)		2
Freeman, Brad (1997-98)		2
Thigpen, Bobby (1985)		2
Lee, Richard (1997-98)		2
Westburg, Jordan (2018-19)		2
Shave, Jon (1990)		2
Davis, Frank (1985)		2
Palmeiro, Rafael (1985)		2
Winkler, Brad (1981)		2

TRIPLES		
Player (Seasons)		3B
1. Cumbest, Brad (2021)		1
Clark, Will (1985)		1
Van Cleve, Dan (1985)		1
Thiesen, Gator (1985)		1
Mitchell, Scott (1985)		1
Dixon, Rick (1979)		1
Thompson, Jerry (1971)		1
Gage, Tony (1981)		1

HOME RUNS		
Player (Seasons)		HR
1. Clark, Kellum (2021)		2
Clark, Will (1985)		2
Mitchell, John (1990)		2
3. 21 tied		1
Last: Clark, Kellum (2021)		

TOTAL BASES		
Player (Seasons)		TB
1. Allen, Tanner (2018-19-21)		22
2. Jordan, Rowdey (2018-19-21)		18
3. Clark, Will (1985)		16
4. Clark, Kellum (2021)		13
Tanner, Logan (2021)		13
6. Van Cleve, Dan (1985)		12
Patton, Barry (1997-98)		12
Thoms, Rusty (1997-98)		12
Mangum, Jake (2018-19)		12
10. Thigpen, Bobby (1985)		11
Westburg, Jordan (2018-19)		11
Lee, Richard (1997-98)		11
Mitchell, John (1990)		11

RUNS BATTED IN		
Player (Seasons)		RBI
1. Bryan, Brooks (1997-98)		9
2. Allen, Tanner (2018-19-21)		7
Dubrule, Scott (2021)		7
Westburg, Jordan (2018-19)		7
5. Tanner, Logan (2021)		6
Jordan, Rowdey (2018-19-21)		6
7. Clark, Kellum (2021)		5
Clark, Will (1985)		5
Thigpen, Bobby (1985)		5
Lee, Richard (1997-98)		5
Palmeiro, Rafael (1985)		5
Patton, Barry (1997-98)		5
Thoms, Rusty (1997-98)		5
Freeman, Brad (1997-98)		5

WALKS		
Player (Seasons)		BB
1. Dubrule, Scott (2021)		9
2. Gillaspie, Mark (1981)		7
3. Hancock, Luke (2021)		6
James, Kamren (2021)		6
McDonald, Roark (1979)		6
Tanner, Logan (2021)		6
7. Chapman, Travis (1997-98)		5
Lee, Richard (1997-98)		4
Freeman, Brad (1997-98)		4
Wiese, Brian (1997-98)		4

HIT-BY-PITCH		
Player (Seasons)		HBP
1. Allen, Tanner (2018-19-21)		4
Mangum, Jake (2018-19)		3
2. Freeman, Brad (1997-98)		2
3. 19 tied		1
Last: Jordan, Rowdey (2018-19-21), Cumbest, Brad (2021), Clark, Kellum (2021)		

STOLEN BASES		
Player (Seasons)		SB
1. Van Cleve, Dan (1985)		3
2. Allen, Tanner (2018-19-21)		2
Frazier, Adam (2013)		2
James, Kamren (2021)		2
Thigpen, Bobby (1985)		2
4. Wiese, Brian (1997-98)		1
Westburg, Jordan (2018-19)		1
Echols, Tracy (1990)		1
Thiesen, Gator (1985)		1
Conner, Boyd (1979)		1
Winkler, Brad (1981)		1
Hatcher, Josh (2021)		1
Skinner, Brayland (2021)		1

STRIKEOUTS		
Player (Seasons)		K
1. Jordan, Rowdey (2018-19-21)		14
Clark, Kellum (2021)		14
3. Allen, Tanner (2018-19-21)		10
James, Kamren (2021)		10
Tanner, Logan (2021)		10
6. Wiese, Brian (1997-98)		8
7. Cumbest, Brad (2021)		7
Forsythe, Lane (2021)		7
Westburg, Jordan (2018-19)		7
Patton, Barry (1997-98)		7
MacNamee, Elijah (2018-19)		7

SACRIFICE HITS		
Player (Seasons)		SH
1. Patton, Barry (1997-98)		2
Skelton, Dustin (2018-19)		2
Chapman, Travis (1997-98)		2
Piatt, Adam (1997)		2
5. Klipstein, Dave (1981)		1
Ammirati, Nick (2013)		1
Rea, Jeffrey (2007)		1
Henderson, Demarcus (2013)		1
Scioneaux, Damian (1997)		1

SACRIFICE FLIES		
Player (Seasons)		SF
1. Chapman, Travis (1997-98)		1
Dubrule, Scotty (2021)		1
Hancock, Luke (2021)		1
Masters, Burke (1990)		1
Palmeiro, Rafael (1985)		1
Croswell, Bobby (1971)		1



COLLEGE WORLD SERIES RECORDS - CAREER

POSTSEASON HISTORY

APPEARANCES		
Player (Seasons)	App.	
1. Gordon, Cole (2018-19)	5	
2. Holder, Jonathan (2013)	4	
Sims, Landon (2021)	4	
4. Bednar, Will (2021)	3	
Mitchell, Ross (2013)	3	
Mundie, Don (1979, 81)	3	
Johnson, Preston (2021)	3	
Johnson, Van (1997-98)	3	
Patrick, Chase (2021)	3	
Reinike, Chris (1997-98)	3	
Thoms, Hank (1997-98)	3	
Small, Ethan (2018-19)	3	
Smith, Cade (2021)	3	
GAMES STARTED		
Player (Seasons)	GS	
1. Mundie, Don (1979, 81)	3	
Bednar, Will (2021)	3	
3. Small, Ethan (2018-19)	2	
Brantley, Jeff (1985)	2	
Morgan, Gene (1985)	2	
Reed, Bobby (1990)	2	
Fitts, Trevor (2013)	2	
Graveman, Kendall (2013)	2	
Harding, Houston (2021)	2	
MacLeod, Christian (2021)	2	
VICTORIES		
Player (Seasons)	Wins	
1. Bednar, Will (2021)	2	
2. Mundie, Don (1979, 81)	1	
Brantley, Jeff (1985)	1	
Morgan, Gene (1985)	1	
Girodo, Chad (2013)	1	
Kurtz, Ken (1979)	1	
Graveman, Kendall (2013)	1	
Thoms, Hank (1997-98)	1	
Mitchell, Ross (2013)	1	
Jobes, Tracy (1990)	1	
Pilkington, Konnor (2018)	1	
Ginter, Matt (1997-98)	1	
Pollorena, Luis (2013)	1	
Smith, Cade (2021)	1	
Sims, Landon (2021)	1	
Johnson, Preston (2021)	1	
SAVES		
Player (Seasons)	Saves	
1. Holder, Jonathan (2013)	3	
Sims, Landon (2021)	3	
3. Gordon, Cole (2018-19)	1	
Johnson, Van (1997-98)	1	
COMPLETE GAMES		
Player (Seasons)	CG	
1. Mundie, Don (1979, 81)	2	
2. Brantley, Jeff (1985)	1	
Morgan, Gene (1985)	1	
Kurtz, Ken (1979)	1	
Reed, Bobby (1990)	1	
Thompson, Jerry (1971)	1	
Proffitt, Mike (1971)	1	
Susce, Steve (1981)	1	
DuBose, Eric (1997)	1	
SHUTOUTS		
Player (Seasons)	Shutouts	
1. Mundie, Don (1979, 81)	1	

CAREER EARNED RUN AVERAGE (MIN. 7 IP)		
Player (Seasons)	IP	ERA
1. Sims, Landon (2021)	10	0.90
2. Gordon, Cole (2018-19)	9 2/3	0.93
3. James, Keegan (2018-19)	7 1/3	1.23
4. Girodo, Chad (2013)	14	1.29
5. Bednar, Will (2021)	18 1/3	1.47
6. Kurtz, Ken (1979)	11 1/3	1.59
7. Johnson, Preston (2021)	8 2/3	2.08
8. Graveman, Kendall (2013)	10 1/3	2.61
9. Cliburn, Perry (1979)	9	3.00
10. Brantley, Jeff (1985)	17	3.18
INNINGS PITCHED		
Player (Seasons)	App. IP	
1. Mundie, Don (1979, 81)	3	24 2/3
2. Bednar, Will (2021)	3	18 1/3
3. Brantley, Jeff (1985)	2	17
4. Small, Ethan (2018-19)	3	16 2/3
5. Morgan, Gene (1985)	2	15
6. Reed, Bobby (1990)	2	14 1/3
7. Girodo, Chad (2013)	2	14
8. Kurtz, Ken (1979)	2	11 1/3
9. Graveman, Kendall (2013)	2	10 1/3
10. Sims, Landon (2021)	4	10
Thompson, Jerry (1971)	1	10
FEWEST HITS ALLOWED (min. 7 IP)		
Player (Seasons)	IP	H
1. Sims, Landon (2021)	10	4
2. James, Keegan (2018-19)	7 1/3	5
Bednar, Will (2021)	18 1/3	5
4. Proffitt, Mike (1971)	8	6
Harding, Houston (2021)	8 2/3	6
6. Kurtz, Ken (1979)	11 1/3	7
7. Susce, Steve (1981)	8	8
Cliburn, Perry (1979)	9	8
Gordon, Cole (2018-19)	9 2/3	8
10. Reinike, Chris (1997-98)	9	9
Mitchell, Ross (2013)	7 1/3	9
FEWEST EARNED RUNS ALLOWED (min. 7 IP)		
Player (Seasons)	IP	ER
1. James, Keegan (2018-19)	7 1/3	1
Sims, Landon (2021)	10	1
3. Kurtz, Ken (1979)	11 1/3	2
Gordon, Cole (2018-19)	9 2/3	2
Johnson, Preston (2021)	8 2/3	2
6. Proffitt, Mike (1971)	8	3
Cliburn, Perry (1979)	9	3
Mitchell, Ross (2013)	7 1/3	3
DuBose, Eric (1997)	8	3
Bednar, Will (2021)	18 1/3	3
FEWEST RUNS ALLOWED (min. 7 IP)		
Player (Seasons)	IP	R
1. James, Keegan (2018-19)	7 1/3	1
Sims, Landon (2021)	10	1
3. Kurtz, Ken (1979)	11 1/3	2
Gordon, Cole (2018-19)	9 2/3	2
Johnson, Preston (2021)	8 2/3	2
6. Proffitt, Mike (1971)	8	3
Cliburn, Perry (1979)	9	3
Mitchell, Ross (2013)	7 1/3	3
DuBose, Eric (1997)	8	3
Bednar, Will (2021)	18 1/3	3

STRIKEOUTS		
Player (Seasons)	IP	K
1. Bednar, Will (2021)	18 1/3	26
2. Girodo, Chad (2013)	14	19
3. Small, Ethan (2018-19)	16 2/3	18
4. Sims, Landon (2021)	10.0	15
5. Brantley, Jeff (1985)	17	12
Johnson, Preston (2021)	8 2/3	12
7. Cliburn, Perry (1979)	9	11
8. Jobes, Tracy (1990)	6	10
Susce, Steve (1981)	8	10
Thoms, Hank (1997-98)	7 2/3	10
FEWEST WALKS (min. 7 IP)		
Player (Seasons)	IP	BB
1. Susce, Steve (1981)	8	1
Gordon, Cole (2018-19)	9 2/3	1
Proffitt, Mike (1971)	8	1
Sims, Landon (2021)	10	1
5. Cliburn, Perry (1979)	9	2
Thompson, Jerry (1971)	10	2
Graveman, Kendall (2013)	10 1/3	2
8. Girodo, Chad (2013)	14	3
Thoms, Hank (1997-98)	7 2/3	3
Reed, Bobby (1990)	14	3
Kurtz, Ken (1979)	11 1/3	3
Mitchell, Ross (2013)	7 1/3	3
Johnson, Preston (2021)	8 2/3	3
WILD PITCHES		
Player (Seasons)	WP	
1. James, Keegan (2018-19)	3	
2. Gordon, Cole (2018-19)	2	
Cliburn, Perry (1979)	2	
Thoms, Hank (1997-98)	2	
Fitts, Trevor (2013)	2	
Morgan, Gene (1985)	2	
Ginter, Matt (1997-98)	2	
Bowen, Ricky (2007)	2	
Reinike, Chris (1997-98)	2	
10. 10 tied	1	
Last: Sims, Landon (2021)		
BALKS		
Player (Seasons)	BK	
1. Small, Ethan (2018-19)	2	
2. Cliburn, Perry (1979)	1	
Thoms, Hank (1997-98)	1	
HIT-BY-PITCH		
Player (Seasons)	HBP	
1. Girodo, Chad (2013)	4	
2. Thoms, Hank (1997-98)	2	
James, Keegan (2018-19)	2	
Liebelt, Jared (2019)	2	
Houston, Greg (2007)	2	
MacLeod, Christian (2021)	2	
6. 16 tied	1	
Last: Sims, Landon (2021)		




ONE OF FOUR PROGRAMS IN NCAA
HISTORY TO PLAY IN THE
NCAA COLLEGE WORLD SERIES
IN SIX-STRAIGHT DECADES



2021




2013



1997



1981




2019




2007



1990



1979



2018




1998



1985



1971



MISSISSIPPI STATE BASEBALL 2025 SCHEDULE

MANHATTAN FEBRUARY 14-16

AT SOUTHERN MISS FEBRUARY 18

MISSOURI STATE FEBRUARY 21-23

TROY FEBRUARY 25

vs RICE ⁽¹⁾ FEBRUARY 28

vs ARIZONA ⁽¹⁾ MARCH 1

vs OKLAHOMA STATE ⁽¹⁾ MARCH 2

SOUTHERN MISS MARCH 4

QUEENS MARCH 7-9

vs OLD DOMINION ⁽²⁾ MARCH 11

vs NICHOLLS ⁽²⁾ MARCH 12

TEXAS * MARCH 14-16

JACKSON STATE MARCH 18

AT OKLAHOMA * MARCH 21-23

SAMFORD MARCH 25

AT LSU * MARCH 27-29

AT MEMPHIS APRIL 1

SOUTH CAROLINA * APRIL 4-6

AT UAB APRIL 8

AT ALABAMA * APRIL 11-13

SOUTHERN APRIL 15

FLORIDA * APRIL 18-20

vs OLE MISS ⁽³⁾ APRIL 22

AT AUBURN * APRIL 25-27

MEMPHIS APRIL 29

KENTUCKY * MAY 2-4

OLE MISS * MAY 9-11

NORTH ALABAMA MAY 13

AT MISSOURI * MAY 15-17

HOME

AWAY

NEUTRAL

(1) - ASTROS FOUNDATION COLLEGE CLASSIC - HOUSTON, TX

(2) - HANCOCK WHITNEY CLASSIC - BILOXI, MS

(3) - TRUSTMARK PARK - PEARL, MS

*- DENOTES SEC GAMES

