

# MISSISSIPPI STATE

## THE MATCHUP: GAME 2

MISSISSIPPI STATE BULLDOGS (1-0)



VS



ARKANSAS RAZORBACKS (0-1)

October 3, 2020 • 6:30 p.m. CT • Starkville, Miss. • Davis Wade Stadium (61,337 - limited to 25 percent)

## STORYLINES

- Mississippi State is coming off its highest-ranked win in a true road game in program history after defeating the defending national champion and then-No. 6 LSU, 44-34, in the season opener. **Mike Leach** is the first MSU head coach to defeat a ranked team in his Bulldog debut.
- K.J. Costello** threw for an SEC-record 623 passing yards, while also breaking MSU records for completions (36) and attempts (60). Costello's passing yards were 11th in FBS single-game history and the most by any quarterback in his first start under head coach **Mike Leach**. No other starter had thrown for 500 yards in their first game in the Air Raid.
- The Bulldogs check in at No. 16 in the Associated Press poll this week, their highest ranking in the poll since Sept. 16, 2018 when they were No. 14. The jump from receiving votes a week ago marks the largest single-week rise in the polls for MSU since State went from receiving votes in Week 3 of the 2014 season to No. 14 in Week 4, gaining 651 points. MSU gained 584 points this week.
- MSU set school records for total offense (640 yards) and rushing yards (460) in an SEC game the last time they met Arkansas. The total offense mark ranks fourth in school history overall. State has set series records for scoring in each of the last two meetings (52 points in 2018; 54 points in 2019).
- Kylin Hill** posted 158 receiving yards in the win at LSU on opening weekend. That's the highest total for a Bulldog running back in program history. Of Hill's yards, 155 came after the catch, highlighted by a 75-yard catch-and-run touchdown that gave MSU the lead in the third quarter. MSU never trailed again in the game.
- Osirus Mitchell** (183), **Kylin Hill** (158) and **JaVonta Payton** (122) became just the second trio in school history to go over 100 yards receiving in the same game. The last time MSU had a trio of receivers crack the century mark came in the 2014 Orange Bowl against Georgia Tech (Joe Morrow, 117; De'Runnya Wilson, 105; Fred Ross, 102).
- Saturday's matchup features the two teams that will play the toughest schedules in the nation according to ESPN's Football Power Index (FPI) preseason ranking. Arkansas has the toughest slate, and MSU will play the second-hardest schedule in the nation in 2020. SEC teams boast 14 of the 15 strongest schedules according to FPI.
- MSU has needed an average of 2:42 to reach the end zone on its eight scoring drives this year, and six of those drives required less than two minutes to reach the end zone. Meanwhile, no scoring drive was shorter than 50 yards, and four were over 70 yards.
- State finished with 15 pass plays of 20 or more yards at LSU last week. The Bulldogs had eight such plays in the first half alone, which surpassed their game total (passing and rushing) from all but one game in 2019 (Arkansas; 9: 6 pass, 3 rush).
- A two-time national coach of the year, **Mike Leach** was hired as the 34th head coach in program history on Jan. 6, 2020. He has won 140 games in 19 seasons as a head coach highlighted by two 11-win seasons, five 9-win seasons, and five 8-win seasons. He's the only active Power 5 head coach to produce an 11-win season at two different programs since 2008.
- Since 2005, **Mike Leach**'s offenses have passed for 500+ yards in 27 games, which is No. 1 in the nation among active FBS head coaches and 16 more than the next head coach during that time frame. His offense has totaled 600+ offensive yards in 26 different games, which ranks third among active FBS head coaches during that span.

## NUMBERS TO KNOW

623

Passing yards per game by MSU so far this season, which leads the nation

7.0

Sacks by MSU in the season opener, its most in a single game since seven on No. 28, 2015 against Ole Miss.

3

100-yard MSU receivers in the season opener. The Bulldogs had just two combined across their previous 39 games

15

Plays from scrimmage of 20+ yards in the season opener, the most in the SEC and six more than the next team

158

Receiving yards by RB **Kylin Hill**, the most in single-game program history among running backs

1

Run of 12+ yards allowed by State's defense on 31 attempts in the season opener

## BROADCAST INFORMATION

### TV: SEC NETWORK ALTERNATE

Play-by-Play: Roy Philpott

Analysts: Kelly Stouffer

Reporter: Tera Talmadge

### RADIO: MSU SPORTS RADIO NETWORK

Play-by-Play: Neil Price

Analyst: Matt Wyatt

Sideline: Jay Perry

### SIRIUS XM RADIO

MSU Broadcast Channels: 105, 190, 961

## TEAM INFORMATION

### MISSISSIPPI STATE

Head Coach: Mike Leach (BYU, 1983)

Rankings: 16 (AP) / 14 (Coaches)

Overall Record: 140-90 (19th season)

Mississippi State Record: 1-0 (first season)

### ARKANSAS

Head Coach: Sam Pittman (Pittsburgh State, 1986)

Rankings: NR (AP) / NR (Coaches)

Overall Record: 0-1 (first season)

Arkansas Record: 0-1 (first season)

## 2020 MISSISSIPPI STATE SCHEDULE

Overall: 1-0 | H: 0-0 | A: 1-0 | N: 0-0

### SEPTEMBER (1-0)

26 at No. 6/5 LSU \* CBS 21,124 W, 44-34

### OCTOBER (0-0)

3 Arkansas SECN Alt. 6:30 p.m.  
10 at Kentucky SEC Network 6:30 p.m.  
17 Texas A&M TBA TBA  
31 at Alabama ESPN 6 p.m.

### NOVEMBER (0-0)

7 Vanderbilt SECN 3 p.m.  
14 Auburn TBA TBA  
21 at Georgia TBA TBA  
28 at Ole Miss TBA TBA

### DECEMBER (0-0)

5 Missouri TBA TBA

## MISSISSIPPI STATE COACHING STAFF

**Mike Leach**, head coach (1st)

\***Tony Hughes**, associate head coach/nickelbacks (9th, 2nd stint)

**Zach Arnett**, defensive coordinator/linebackers (1st)

**Matt Brock**, special teams coordinator/outside LBs (1st)

**Darcel McBath**, cornerbacks (1st)

\***Eric Mele**, running backs (1st)

**Mason Miller**, offensive line (1st)

**Dave Nichol**, inside receivers (1st)

\***Jeff Phelps**, defensive line (1st)

\***Steve Spurrier Jr.**, outside receivers (1st)

**Jason Washington**, safeties (1st)

\* - denotes in the booth

# MISSISSIPPI STATE DEPTH CHART

## OFFENSE

<b>WR (X)</b>	4	Malik Heath	6-3	215	Jr.-JC
	-or-	18 Cameron Gardner	6-4	220	So.-1L
	81	Lideatrick Griffin	5-10	175	Fr.-HS
<b>WR (H)</b>	0	JaVonta Payton	6-1	180	Sr.-1L
	11	Geor'quarius Spivey	6-5	240	So.-1L
	-or-	6 Garrett Shrader	6-4	215	So.-1L
<b>LT</b>	67	Charles Cross	6-5	290	RFr.-RS
	58	Kameron Jones	6-5	305	So.-SQ
<b>LG</b>	55	Greg Eiland	6-8	335	Sr.-3L
	63	LaQuinston Sharp	6-3	300	Sr.-1L
<b>C</b>	57	Cole Smith	6-3	305	So.-SQ
	71	James Jackson	6-3	330	Jr.-2L
<b>RG</b>	56	Dareuan Parker	6-4	355	Sr.-3L
	72	Brandon Cunningham	6-4	300	RFr.-RS
<b>RT</b>	69	Kwatrivous Johnson	6-7	315	So.-SQ
	78	Scott Lashley	6-7	315	Sr.-GTR
<b>WR (Y)</b>	85	Austin Williams	6-3	200	Jr.-2L
	31	Jaden Walley	6-0	180	Fr.-HS
<b>WR (Z)</b>	9	Tyrell Shavers	6-6	200	Jr.-GTR
	5	Osirus Mitchell	6-5	210	Sr.-3L
	-or-	17 Caleb Ducking	6-5	200	Jr.-JC
	-or-	84 Dontea Jones	6-4	230	Sr.-3L
<b>QB</b>	3	K.J. Costello	6-5	225	Sr.-GTR
	-or-	2 Will Rogers	6-2	205	Fr.-HS
<b>RB</b>	8	Kylin Hill	5-11	210	Sr.-3L
	21	Jo'quavious Marks	5-10	195	Fr.-HS
	-or-	23 Dillon Johnson	6-0	215	Fr.-HS
	-or-	22 Lee Witherspoon	5-10	195	So.-1L

## DEFENSE

<b>DE</b>	52	Kobe Jones	6-4	260	Sr.-2L
	15	Jack Harris	6-3	250	RFr.-RS
<b>NT</b>	94	Jaden Crumedy	6-5	300	So.-1L
	22	Nathan Pickering	6-4	310	So.-1L
<b>DT</b>	42	Marquiss Spencer	6-4	300	Sr.-3L
	17	Aaron Odom	6-3	275	Jr.-1L
<b>SAM</b>	2	Tyrus Wheat	6-2	260	Jr.-JC
	6	Jordan Davis	6-4	260	Jr.-JC
<b>MIKE</b>	40	Erroll Thompson	6-1	250	Sr.-3L
	14	Nathaniel Watson	6-2	250	So.-1L
<b>WILL</b>	3	Aaron Brule	6-1	230	So.-1L
	44	Jett Johnson	6-2	235	So.-SQ
	-or-	54 Rodney Groce Jr.	6-2	245	Fr.-HS
<b>CB</b>	1	Martin Emerson	6-2	195	So.-1L
	30	Decamerion Richardson	6-2	180	Fr.-HS
<b>FS</b>	38	Fred Peters	5-10	210	Sr.-1L
	19	Collin Duncan	6-0	205	So.-SQ
<b>BULLDOG</b>	7	Marcus Murphy	6-1	200	Jr.-2L
	12	Shawn Preston Jr.	6-0	210	So.-1L
<b>SS</b>	28	Londyn Craft	6-0	200	Jr.-SQ
	24	Dylan Lawrence	6-4	195	RFr.-RS
<b>CB</b>	27	Esaías Furdge	6-0	185	So.-SQ
	13	Emmanuel Forbes	6-0	180	Fr.-HS

## SPECIALISTS

<b>PK</b>	8	Brandon Ruiz	5-10	180	Jr.-GTR
	47	Jace Christmann	6-0	195	Sr.-3L
	-or-	91 Nolan McCord	6-0	170	Fr.-HS
<b>KO</b>	8	Brandon Ruiz	5-10	180	Jr.-GTR
	48	Scott Goodman	5-10	200	Jr.-2L
	-or-	37 Tucker Day	6-0	210	Jr.-2L
<b>P</b>	37	Tucker Day	6-0	210	Jr.-2L
	-or-	97 Reed Bowman	6-0	200	Sr.-SQ
<b>LS</b>	43	Paul Blackwell	5-10	205	Sr.-1L
	68	Hayes Hammond	5-10	190	Fr.-HS
	-or-	41 Colby Cox	6-1	240	Fr.-HS
<b>H</b>	97	Reed Bowman	6-0	200	Sr.-SQ
	37	Tucker Day	6-0	210	Jr.-2L
<b>KR</b>	0	JaVonta Payton	6-1	180	Sr.-1L
	-or-	21 Jo'quavious Marks	5-10	195	Fr.-HS
<b>PR</b>	85	Austin Williams	6-3	200	Jr.-2L
	22	Lee Witherspoon	5-10	195	So.-1L



## THE LEACH FILE

**Hometown:** Cody, Wyoming  
**Education:** BYU, 1983 (Bachelor's); Pepperdine, 1986 (J.D.); U.S. Sports Academy, 1988 (Master's)  
**Wife:** Sharon  
**Children:** Janeen, Kim, Cody and Kiersten  
**Birthday:** March 9, 1961

### COACHING CAREER

#### 2020-p: Mississippi State (Head Coach)

2012-19: Washington State (Head Coach/Offensive Coordinator/QBs)  
2000-09: Texas Tech (Head Coach/Offensive Coordinator/QBs)  
1999: Oklahoma (Offensive Coordinator/QBs)  
1997-98: Kentucky (Offensive Coordinator/QBs)  
1994-96: Valdosta State (Offensive Coordinator/WRs/QBs)  
1992-93: Valdosta State (Offensive Coordinator/Offensive Line)  
1989-91: Iowa Wesleyan (Offensive Coordinator/Offensive Line)  
1989: Pori, Finland – European League (Head Coach)  
1988: College of the Desert (Calif.) (Linebackers)  
1987: Cal Poly (Offensive Line)

### BOWL GAMES AS A HEAD COACH

2019: Cheez-It Bowl (Washington State)  
2018: Alamo Bowl (Washington State)  
2017: Holiday Bowl (Washington State)  
2016: Holiday Bowl (Washington State)  
2015: Sun Bowl (Washington State)  
2013: New Mexico Bowl (Washington State)  
2009: Alamo Bowl\* (Texas Tech)  
2008: Cotton Bowl (Texas Tech)  
2007: Gator Bowl (Texas Tech)  
2006: Insight Bowl (Texas Tech)  
2005: Cotton Bowl (Texas Tech)  
2004: Holiday Bowl (Texas Tech)  
2003: Houston Bowl (Texas Tech)  
2002: Tangerine Bowl (Texas Tech)  
2001: Alamo Bowl (Texas Tech)  
2000: GalleryFurniture.com Bowl (Texas Tech)

\* - denotes did not coach in game

## BY THE NUMBERS

29

Players selected in the NFL Draft under Leach's leadership at Texas Tech and Washington State, including three first round picks.

10

Years that Leach's "Air Raid" passing attack has led the FBS, six times at Texas Tech and four at Washington State.

11

Of the top 50 most productive passing yardage seasons in FBS history have come from quarterbacks coached by Leach.

# MIKE LEACH

First Season  
@Coach\_Leach

## 34TH HEAD FOOTBALL COACH AT MISSISSIPPI STATE 2018 & 2008 NATIONAL COACH OF THE YEAR

Mike Leach, a two-time national coach of the year, three-time conference coach of the year and the mastermind behind the NCAA record-setting "Air Raid" offense, was tabbed Mississippi State's 34th head football coach on January 9, 2020.

The accomplishments for Leach in his 18 years as a head coach are long and distinguished. He has compiled a 139-90 (.607) record, guided his squads to 16 bowl games, produced seven seasons of at least nine victories, captured two division titles, become the winningest coach in Texas Tech history and set school records for bowl appearances at both Texas Tech (10) and Washington State (6). During 10 of those 18 seasons, Leach's passing attack led the FBS – six at Texas Tech and four at Washington State.

Of the 50 most productive passing yardage seasons in FBS history, 11 came from quarterbacks coached by Leach since his hiring as head coach at Texas Tech in 2000. That includes three seasons by Graham Harrell (2006-08), two by Luke Falk (2015-16), one by Gardner Mishew II (2018) and one by Anthony Gordon (2019).

Leach, 58, arrives in Starkville after eight seasons at the helm at Washington State where he compiled a 55-47 (.539) record and was named the 2018 American Football Coaches Association National Coach of the Year and two-time Pac-12 Coach of the Year (2015, 2018). Leach spearheaded WSU to a school-record six bowl appearances and became the first coach in school history to lead the Cougars to five consecutive bowl games. They also led the nation in passing offense in four out of his last six seasons in charge.

The 2018 campaign saw Leach produce one of the finest coaching performances as WSU posted its first 11-win season in school history and a share of the Pac-12 North Division. The Cougars were ranked in the top 13 of each College Football Playoff rankings, including four consecutive weeks at No. 8. WSU capped the season with a win over Iowa State in the Alamo Bowl and finished No. 10 in the Associated Press and Coaches polls. Senior quarterback and Mississippi native Minshew captivated the nation, leading the FBS in passing yards per game (367.6).

Leach previously spent 10 seasons as head coach at Texas Tech (2000-09) where his squads produced bowl appearances all 10 years. He compiled a school-record 84 victories, a school-record five bowl wins

and eight consecutive seasons of at least eight victories.

The architect of the most prolific passing offense in the country, Leach received three national coach of the year awards in 2008 - the Woody Hayes Award, Howie Long/Fieldturf Coach of the Year and George Munger Award. Leach's offense captured six NCAA passing titles and three total offense titles during his 10 seasons in Lubbock.

Leach led Texas Tech to one of the most memorable seasons in school history in 2008 as the team set a program record with 11 regular-season wins en route to an 11-2 record. The win total tied the mark, set previously by the 1953 and 1973 Red Raider squads. Numerous accolades poured in from across the country as an unprecedented four players earned first-team All-America status, in addition to Leach's three coach of the year honors. Harrell, offensive tackle Rylan Reed and offensive guard Brandon Carter each garnered first-team honors, while wide receiver Michael Crabtree was honored as a unanimous All-American for the second-straight season.

A total of 18 players were drafted at Texas Tech under Leach's watch and 21 others signed free agent contracts. In the spring of 2009, four players were selected among the first four rounds of the NFL Draft, marking the most successful draft for Texas Tech in the Leach era. The program made strides academically as well under Leach. During his 10 years, Texas Tech was recognized as one of the nation's top institutions for consistently being above a 70 percent graduation rate, according to the AFCA.

Prior to coming on board at Texas Tech, Leach, in just one season at Oklahoma, directed a Sooner offense that went from 11th in the Big 12 in 1998 to first in 1999 and 101st in the nation to 11th.

Prior to joining Bob Stoops' Oklahoma staff, Leach served as offensive coordinator for Hal Mumme at the University of Kentucky and Valdosta (Ga.) State University. Under Mumme and Leach, the Kentucky offense set six NCAA records, 41 Southeastern Conference records and 116 school records in 22 games.

Leach and Mumme first teamed up at Iowa Wesleyan College in 1989 where he served as offensive coordinator and line coach until 1991. He has also made stops in Pori, Finland, where he served as a head coach in the European Football League (1989), as well as one-year stints at College of the Desert (1988) and Cal Poly-San Luis Obispo (1987).

## LEACH'S YEAR-BY-YEAR HEAD COACHING RECORD

Year	School	Overall	Conf.	Notable
2000	Texas Tech	7-6	3-5	
2001	Texas Tech	7-6	4-4	
2002	Texas Tech	9-5	5-3	Beat No. 4 Texas, Tangerine Bowl Champions
2003	Texas Tech	8-5	4-4	Houston Bowl Champions
2004	Texas Tech	8-4	5-3	No. 18 in AP/No. 17 in Coaches, Holiday Bowl Champions
2005	Texas Tech	9-3	6-2	No. 20 in AP/No. 19 in Coaches
2006	Texas Tech	8-5	4-4	Insight Bowl Champions
2007	Texas Tech	9-4	4-4	Beat No. 3 Oklahoma, No. 22 in AP/No. 23 in Coaches
2008	Texas Tech	11-2	7-1	No. 7 in BCS, Two top-10 wins including No. 1 Texas
2009	Texas Tech	8-4	5-3	Beat No. 15 Nebraska
2012	Washington State	3-9	1-8	Beat No. 25 Washington
2013	Washington State	6-7	4-5	Beat No. 25 USC
2014	Washington State	3-9	2-7	
2015	Washington State	9-4	6-3	Sun Bowl Champions
2016	Washington State	8-5	7-2	Beat No. 15 Stanford
2017	Washington State	9-4	6-3	Beat No. 5 USC and No. 18 Stanford
2018	Washington State	11-2	7-2	AFCA Coach of the Year, Pac-12 North Co-Champions
2019	Washington State	6-7	3-6	Fifth straight bowl appearance at WSU
2020	Mississippi State	1-0	1-0	
<b>TOTALS</b>	<b>(19th season)</b>	<b>140-90</b>	<b>84-69</b>	
<b>MSU Record</b>	<b>(1st season)</b>	<b>1-0</b>	<b>1-0</b>	
<b>TTU Record</b>	<b>(10 seasons)</b>	<b>84-43</b>	<b>47-33</b>	
<b>WSU Record</b>	<b>(8 seasons)</b>	<b>55-47</b>	<b>36-36</b>	

# 2020 MISSISSIPPI STATE COACHES



## TONY HUGHES

IN THE BOOTH

Associate Head Coach/Nickelbacks | 9th season (second stint)

Veteran coach and heralded recruiter with three decades of experience in his home state of Mississippi ... Spent seven seasons (2009-15) as recruiting coordinator and safeties coach at Mississippi State prior to becoming the head coach at Jackson State University ... Boasting a reputation as being one of the top recruiters in college football, Hughes played a pivotal role in helping State land 22 signees for the 2020 class, including 11 top-30 prospects from Mississippi ... A teacher and mentor to his student-athletes, Hughes has excelled at identifying players in the state of Mississippi that leave MSU as NFL prospects, including Super Bowl Champions Fletcher Cox and Chris Jones, three-time Pro Bowl defensive back Darius Slay, 2012 Jim Thorpe Award winner Johnthan Banks and first-team All-American Benardrick McKinney.



## ZACH ARNETT

Defensive Coordinator/Linebacks | 1st season

Rising star in college football's coaching ranks ... Learned under one of the game's great defensive minds in former New Mexico and San Diego State head coach Rocky Long ... Member of the prestigious AFCA 35 Under 35 Coaches Leadership Institute in 2020 ... Spent the first nine years of his coaching career at San Diego State, beginning as a defensive graduate assistant in 2011 before being elevated to linebackers coach in 2014 and eventually promoted to defensive coordinator in 2018 ... Led an SDSU defense that ranked in the top 10 nationally in rushing defense (No. 2), scoring defense (No. 3), interceptions (No. 4), first downs allowed (No. 4), total defense (No. 6), passing efficiency defense (No. 6) and takeaways (No. 8) in 2019 ... Logged 200 career tackles as a linebacker at New Mexico from 2005-08 and helped the Lobos to consecutive bowl appearances in 2006 and 2007.



## MATT BROCK

Special Team Coordinator/Outside Linebackers | 1st season

Selected to the AFCA's prestigious 35 Under 35 Coaches Leadership Institute for 2020 ... In 2019 at Washington State, coached kicker Blake Mazza who led the Pac-12 in scoring (115 points) on his way to first-team All-Pac-12 honors ... Mazza was a Lou Groza Award finalist and midseason All-America second team selection by The Athletic and made a program-record 18 straight field goals to start the season ... Tutored eight all-conference performers and a pair of All-Americans during his coaching career, with six specialists and two linebackers earning the honor ... Played and began his coaching career at Baker University in Baldwin City, Kansas ... A two-time all-conference pick and two-time NAIA Academic All-American who tallied 277 career tackles and seven interceptions.



## DARCEL McBATH

Cornerbacks | 1st season

Spent three seasons at Washington State (2017-19), including part of the 2019 season as interim co-defensive coordinator and cornerbacks coach ... Led a defense in 2019 as co-interim defensive coordinator that finished the year No. 5 in the Pac-12 in takeaways (19) and tied for second in fumbles gained (9) ... Cornerbacks unit combined for five takeaways in 2018, highlighted by four interceptions while breaking up 18 passes on the year and adding 3.0 sacks ... Earned his degree in four years while playing for Mike Leach at Texas Tech from 2004-08 and spent five seasons in the NFL after being selected in the second round of the 2009 NFL Draft by the Denver Broncos ... Played five seasons in the NFL with two seasons in Denver, one in Jacksonville and two in San Francisco ... Appeared in Super Bowl XLVII as a member of the 49ers and made one tackle.



## ERIC MELE

IN THE BOOTH

Running Backs | 1st season

Spent eight seasons at Washington State, coaching the running backs during his final two seasons (2018-19) ... Spent three seasons coaching special teams (2015-17) after three seasons as an offensive quality control (2012-14) ... Tutored three All-Pac-12 honorees at WSU, including running back Max Borghi who was named Pac-12 Freshman of the Year honorable mention in 2018 ... Kicker Erik Powell earned All-Pac-12 second team honors in 2017 and finished No. 3 on WSU's all-time points kicking list with a school-record 164 career extra points ... Powell ranked third in school history in field goals made (51) and career field goal percentage (72.8) ... Helped WSU's special teams reach multiple milestones in 2016, as the Cougars recorded a kick return TD and punt return for a score for the first time in the same season since 1968, and the punt return unit finished No. 9 nationally (13.48 yd/rtn).



## MASON MILLER

Offensive Line | 1st season

No stranger to the Air Raid system, after working with both Mike Leach and Hal Mumme, two of the Air Raid's architects ... Has coached at all three levels of the NCAA and been a key part in establishing lethal offenses at each stop ... In two seasons at Washington State, three student-athletes earned All-Pac-12 honors and the offensive line allowed the fewest sacks in the Pac-12 during that span while protecting college football's top passing attack in consecutive seasons, generating 437.2 passing yards per game during the 2019 campaign ... Helped Andre Dillard become the top pass-blocking tackle in the country per Pro Football Focus and earn first-team All-Pac-12 and second-team All-America honors in 2019 before becoming the highest drafted Cougar offensive lineman in program history when the Philadelphia Eagles selected him in the first round of the 2019 NFL Draft.



## DAVE NICHOL

Inside Receivers | 1st season

Has spent nine of his 20 years as a collegiate coach under Mike Leach, including five at Texas Tech and four at Washington State ... Owns 12 career bowl game appearances ... In four seasons at WSU, helped Gabe Marks become the Pac-12 all-time receptions leader (316) and finish No. 2 all-time in receiving touchdowns (37), while earning first-team All-Pac-12 honors in 2016 ... Helped Brandon Arconado finish with a Cougars single-season-record seven 100-yard receiving games on his way to leading the conference in receiving yards per game (100.8) in 2019 ... Spent four seasons at ECU, taking on the offensive coordinator role in his final season with the Pirates, and played a vital role in guiding an offense that established successive single-season school records for passing yards and total offense, and combined to break 70 individual or team single-game, season and career records.



## JEFF PHELPS

IN THE BOOTH

Defensive Line | 1st season

Has been a part of vaunted defensive fronts at nearly every stop of his coaching career, helping produce NFL talent and All-American pass rushers in the Pac-12, Mid-American and Big 10 conferences ... In 2018, saw the Cougar "Speed D" lead the Pac-12 with 38.0 sacks and finish No. 2 in the league with 88.0 tackles for loss ... Tutored Hercules Mata'afa to Consensus All-American and AP Pac-12 Defensive Player of the Year honors in 2017 after totaling a WSU-record 22.5 tackles for loss that season ... In six seasons as the defensive line coach at Minnesota, the Gophers earned five bowl berths ... Coached four All-Big Ten performers, including 2013 third-team All-American and 2014 second-round NFL Draft pick Ra'Shede Hagemen ... Helped Larry English to a pair of MAC Most Valuable Player honors, the 2008 MAC Defensive Player of the Year award and the No. 16 pick in the 2009 NFL Draft.



## STEVE SPURRIER JR.

IN THE BOOTH

Outside Receivers | 1st season

Collegiate coaching career includes 17 postseason bowl games, including the Sugar Bowl, Fiesta Bowl, Cotton Bowl and Orange Bowl, and two national championships (Oklahoma, 2000; Florida, 1996) ... In two seasons at Washington State, helped three receivers top the 60-catch mark, including Easop Winston Jr.'s 85-catch, 11-touchdown campaign in 2019 ... Spent one season as the assistant head coach/quarterbacks coach at Western Kentucky and developed Mike White who led the nation in completions (368) and ranked fourth in passing yards (4,177) ... No stranger to the SEC, he coached 11 seasons at South Carolina (2005-15) and spent five seasons at Florida (1994-98), helping develop numerous All-SEC performers and NFL Draft picks ... At South Carolina, coached NFL stars Sidney Rice, Alshon Jeffery and Kenny McKinley ... Worked with Mike Leach during his first stint at Oklahoma (1999).



## JASON WASHINGTON

Safeties | 1st season

Spent the last three seasons at Texas as the recruiting coordinator and cornerbacks coach, where he was tabbed the top Big 12 recruiter in 2018 by 247Sports ... In 2018, both Longhorn starting cornerbacks garnered All-Big 12 honors, as Kris Boyd grabbed first-team honors and Davante Davis was an honorable mention pick after combining for two interceptions, 24 pass breakups and 109 tackles ... With 23 all-conference honorees coached over his 17 years as a collegiate coach, he has also seen 10 pupils reach the NFL ... Spent a week during the 2009 season with the Minnesota Vikings as part of the Bill Walsh Minority Coaching Fellowship program ... Four-year letterwinner at Texas State in both football and baseball, starting at cornerback and in centerfield, respectively. Still ranks tied for No. 9 on the Bobcats' career stolen base charts (38).

# TOP 25 RANKINGS / GAME-BY-GAME INFO

## ASSOCIATED PRESS POLL (WEEK 4)

RK.	TEAM	REC.	POINTS
1.	Clemson (55)	2-0	1542
2.	Alabama (3)	1-0	1473
3.	Florida	1-0	1324
4.	Georgia	1-0	1310
5.	Notre Dame	2-0	1231
6.	Ohio State	0-0	1169
7.	Auburn	1-0	1133
8.	Miami	3-0	1045
9.	Texas	2-0	862
10.	Penn State	0-0	840
11.	UCF	2-0	743
12.	North Carolina	1-0	734
13.	Texas A&M	1-0	705
14.	Oregon	0-0	651
15.	Cincinnati	2-0	646
16.	<b>Mississippi State</b>	<b>1-0</b>	<b>590</b>
17.	Oklahoma State	2-0	555
18.	Oklahoma	1-1	535
19.	Wisconsin	0-0	510
20.	LSU	0-1	401
21.	Tennessee	1-0	377
22.	Brigham Young	2-0	295
23.	Michigan	0-0	277
24.	Pittsburgh	3-0	248
25.	Memphis	1-0	196

**Others Receiving Votes:** Virginia Tech 195, Louisiana-Lafayette 126, Minnesota 110, USC 104, Kansas State 60, SMU 37, Marshall 31, Baylor 22, Iowa 16, Utah 14, Virginia, 12, Arkansas State 11 UAB 5, Washington 4, Kentucky 4, Louisville 4, Army 3

## COACHES POLL (WEEK 3)

RK.	TEAM	REC.	POINTS
1.	Clemson	2-0	1194
2.	Alabama (1)	1-0	1144
3.	Florida	1-0	1038
4.	Georgia	1-0	1006
5.	Notre Dame	2-0	971
6.	Ohio State	0-0	890
7.	Auburn	1-0	889
8.	Miami	3-0	795
9.	Texas	2-0	745
10.	Penn State	0-0	589
11.	North Carolina	1-0	578
12.	UCF	2-0	577
13.	Texas A&M	1-0	561
14.	<b>Mississippi State</b>	<b>1-0</b>	<b>492</b>
15.	Cincinnati	2-0	480
16.	Oklahoma	1-1	473
17.	LSU	0-1	445
18.	Wisconsin	0-0	438
19.	Oklahoma State	2-0	374
20.	Tennessee	1-0	321
21.	Michigan	0-0	271
22.	BYU	2-0	260
23.	Virginia Tech	1-0	215
24.	Memphis	1-0	210
25.	Pitt	3-0	179

**Others Receiving Votes:** Louisiana 108; Minnesota 106; SMU 46; Kansas State 33; Iowa 32; Virginia 29; Baylor 25; Marshall 22; Kentucky 17; Arkansas State 16; Boston College 9; South Carolina 6; Nebraska 4; UAB 3, Coastal Carolina 3; Army 3; Louisiana Tech 2; Ole Miss 1

## CFP RANKINGS (2019 FINAL)

RK.	TEAM	REC.
1.	LSU	15-0
2.	Ohio State	13-1
3.	Clemson	14-1
4.	Oklahoma	12-2
5.	Georgia	12-2
6.	Oregon	12-2
7.	Baylor	11-3
8.	Wisconsin	10-4
9.	Florida	11-2
10.	Penn State	11-2
11.	Utah	11-3
12.	Auburn	9-4
13.	Alabama	11-2
14.	Michigan	9-4
15.	Notre Dame	11-2
16.	Iowa	10-3
17.	Memphis	12-2
18.	Minnesota	11-2
19.	Boise State	12-2
20.	Appalachian State	13-1
21.	Cincinnati	11-3
22.	USC	8-5
23.	Navy	11-2
24.	Virginia	9-5
25.	Oklahoma State	8-5

## MISSISSIPPI STATE 2020 GAME-BY-GAME NOTABLES

Opponent	Time (CT)	Length	Won Coin Toss	Choice	Helmet/Jerseys/Pants	Captains
at LSU	2:45 p.m.	3:56	Mississippi State	MSU Receive	Maroon/Maroon/Maroon	E. Thompson



# TRENDS / TOP GAMES / MSU IN NFL

## MSU TRENDS / RECORD WHEN

	2020	Leach	Streak
August	0-0	0-0	W1
September	1-0	1-0	W1
October	0-0	0-0	L3
November	0-0	0-0	W2
December-January	0-0	0-0	L2

### MSU's Conference Record...

at home	0-0	0-0	W1
on the road	1-0	1-0	W1

### MSU vs. Ranked Opponents...

overall	1-0	1-0	W1
at home	0-0	0-0	L2
on the road	1-0	1-0	W1
neutral	0-0	0-0	L3
vs. Top 10	1-0	1-0	W1

### MSU's Record in Games...

decided by 7 pts or less	0-0	0-0	W1
decided by 3 pts or less	0-0	0-0	W1
Road during the day	1-0	1-0	W2
Road at night	0-0	0-0	L1
Home during the day	0-0	0-0	L2
Home at night	0-0	0-0	W5

### MSU's Record When Scoring...

less than 21 points	0-0	0-0	L10
21 or more points	0-0	0-0	L1
24 or more points	0-0	0-0	L1
30 or more points	1-0	1-0	W3

### MSU's Record When Allowing...

less than 21 points	0-0	0-0	W2
21 or more points	0-0	0-0	L2
24 or more points	0-0	0-0	L2
30 or more points	1-0	1-0	W1

### MSU's Record When...

MSU scores first	1-0	1-0	W1
Opponent scores first	0-0	0-0	L7
Leading after the 1st qtr	1-0	1-0	W1
Trailing after the 1st qtr	0-0	0-0	L8
Leading at halftime	1-0	1-0	W1
Trailing at halftime	0-0	0-0	L7
Leading after the 3rd qtr	1-0	1-0	W5
Trailing after the 3rd qtr	0-0	0-0	L9

### MSU's Record With...

less than 300 yards	0-0	0-0	L10
400+ yards total offense	1-0	1-0	W2
500+ yards total offense	1-0	1-0	W6
600+ yards total offense	1-0	1-0	W7
less than 100 yards rush	1-0	1-0	W1
100+ yards rushing	0-0	0-0	L1
150+ yards rushing	0-0	0-0	W2
200+ yards rushing	0-0	0-0	W2
250+ yards rushing	0-0	0-0	W10
less than 200 yards pass	0-0	0-0	W1
300+ yards passing	1-0	1-0	W2
350+ yards passing	1-0	1-0	W7
400+ yards passing	1-0	1-0	W3
450+ yards passing	1-0	1-0	W2

## TOP GAMES

### 300-YARD PASSING GAMES

**K.J. Costello, Sr., QB**

623, LSU, 2020

### 100-YARD RECEIVING GAMES

**Kylin Hill, Sr., RB**

158, LSU, 2020

**Osirus Mitchell, Sr., WR**

183, LSU, 2020

**JaVonta Payton, Sr., WR**

122, LSU, 2020

## AWARDS / HONORS

### TEAM

FWAA National Team of the Week (Sept. 27)

### K.J. COSTELLO, QB

#### Preseason

Maxwell Award Watch List

Johnny Unitas Golden Arm Award Watch List

William V. Campbell Trophy Semifinalist

#### Week 1

Walter Camp FBS National Offensive Player of the Week

SEC Offensive Player of the Week

Davey O'Brien National Quarterback Award Great 8

Manning Award Stars of the Week

Manning Award National Quarterback of the Week

### KYLIN HILL, RB

#### Preseason

Maxwell Award Watch List

Doak Walker Award Watch List

First Team All-SEC (Coaches)

First Team All-SEC (Media)

### KOBE JONES, DE

#### Preseason

Wuerffel Trophy Watch List

Third Team All-SEC (Coaches)

### BRANDON RUIZ, K

#### Week 1

Lou Groza Award Stars of the Week

### ERROLL THOMPSON, LB

#### Preseason

Butkus Award Watch List

Second Team All-SEC (Coaches)

Third Team All-SEC (Media)

## BULLDOGS IN THE NFL

Name	at MSU	Team	Year	Pos.
Johnathan Abram	2017-18	Las Vegas	2	S
Denico Autry *	2012-13	Indianapolis	7	DT/DE
Hunter Bradley	2012-17	Green Bay	3	LS
Fred Brown #	2014-15	Denver	2	WR
Deion Calhoun	2014-18	Cincinnati	2	OG
Tommy Champion #	2017-19	Seattle	R	OT
Brian Cole II #	2017-19	Miami	R	S
Logan Cooke	2014-17	Jacksonville	3	P
Fletcher Cox **	2009-11	Philadelphia	9	DT
Cameron Dantzler	2016-19	Minnesota	R	CB
Willie Gay Jr.	2017-19	Kansas City	R	LB
J.T. Gray	2014-17	New Orleans	3	DB
Farrod Green #	2015-19	Indianapolis	R	TE
Stephen Guidry - IR	2018-19	Dallas	R	WR
Braxton Hoyett	2014-18	Kansas City	1	DT
Gabe Jackson *	2009-13	Las Vegas	7	OG
Elgton Jenkins *	2014-18	Green Bay	2	OG
Chris Jones **	2013-15	Kansas City	5	DT
Jaquarius Landrews - IR	2017-19	N.Y. Giants	R	S
Benardrick McKinney *	2011-14	Houston	6	LB
Pernell McPhee	2009-10	Baltimore	10	LB
Tyre Phillips	2017-19	Baltimore	R	OT
Dak Prescott *	2011-15	Dallas	5	QB
Martinas Rankin - IR	2015-17	Kansas City	3	OT
Will Redmond	2012-15	Green Bay	5	S
Chauncey Rivers #	2017-19	Baltimore	R	DE
Jeffery Simmons	2016-18	Tennessee	2	DL
Darius Slay **	2011-12	Philadelphia	8	CB
Preston Smith *	2011-14	Green Bay	6	LB
Tommy Stevens #	2019	New Orleans	R	TE
Montez Sweat	2017-18	Washington	2	DE
Jordan Thomas	2016-17	Arizona	3	TE
Darryl Williams #	2015-19	Kansas City	R	OT
K.J. Wright *	2007-10	Seattle	10	LB
Isaiah Zuber #	2019	New England	R	WR

\* - 2019 Regular Starter  
 ^ - 2019 Pro Bowl Selection  
 IR - Injured Reserved  
 # - Practice Squad

FROM  
STATE  
TO  
SUNDAYS

# INSIDE THE SERIES VS. ARKANSAS

## SERIES SUPERLATIVES

**Most points scored by Mississippi State:** 54 (2019)  
**Most points scored by Arkansas:** 58 (2016)  
**Largest margin of victory by Mississippi State:** +46 (2018)  
**Largest margin of victory by Arkansas:** +46 (2003)  
**Longest winning streak by Mississippi State:** 4 (2012-15)  
**Longest winning streak by Arkansas:** 9 (1999-2007)  
**Last win by Mississippi State:** 54-24 (2019)  
**Last win by Arkansas:** 58-42 (2016)  
**Current winning streak:** 3, Mississippi State (2017-19)

## TOP INDIVIDUAL PERFORMANCES

### INDIVIDUAL 100-YARD RUSHING GAMES (14)

Yds.	Player	Date	Att.
234	Kylin Hill	11-2-2019	21
179	Anthony Dixon	11-22-2008	23
176	Anthony Dixon	11-21-2009	24
150	Vick Ballard	11-20-2010	33
142	Kevin Bouie	11-5-1994	22
131	Nick Fitzgerald	11-9-2016	17
129	Nick Gibson	11-2-2019	12
120	Kevin Bouie	11-6-1993	25
117	Keffer McGee	11-4-1995	27
109	Jerious Norwood	11-22-2004	23
104	Aeris Williams	11-17-2018	15
103	Chris Relf	11-20-2010	31
101	Nick Fitzgerald	11-18-2017	22
101	Josh Robinson	11-23-2013	17

### INDIVIDUAL 100-YARD RECEIVING GAMES (8)

Yds.	Player	Date	Att.
208	Jamaye Smith	11-17-2007	10
171	Fred Ross	11-29-2016	10
154	Fred Ross	11-14-2015	10
132	Kevin Prentiss	11-21-1998	7
120	Eric Moulds	11-5-1994	7
110	Josh Robinson	11-1-2014	6
107	Fred Ross	11-1-2014	4
101	Brandon Holloway	11-21-2015	4

## SERIES HISTORY

### ARKANSAS LEADS, 16-12-1^

11/30/1916:	MSU, 20-7	at Memphis, Tenn.
10/28/1939:	MSU, 19-0	at Memphis, Tenn.
11/7/1992:	MSU, 10-3	at Starkville
11/6/1993:	Tied, 13-13	at Little Rock, Ark.
11/5/1994:	MSU, 17-7	at Starkville
11/4/1995:	UA, 26-21	at Little Rock, Ark.
11/23/1996:	UA, 16-13	at Starkville
11/22/1997:	UA, 17-7	at Fayetteville, Ark.
11/21/1998:	MSU, 22-21	at Starkville
11/20/1999:	UA, 14-9	at Little Rock, Ark.
11/18/2000:	UA, 17-10 (OT)	at Starkville
11/17/2001:	UA, 24-21	at Fayetteville, Ark.
11/23/2002:	UA, 26-19	at Starkville
11/22/2003:	UA, 52-6	at Fayetteville, Ark.
11/20/2004:	UA, 24-21	at Starkville
11/19/2005:	UA, 44-10	at Little Rock, Ark.
11/18/2006:	UA, 28-14	at Starkville
11/17/2007:	UA, 45-31	at Little Rock, Ark.
11/22/2008:	MSU, 31-28	at Starkville
11/21/2009:	UA, 42-21	at Little Rock, Ark.
11/20/2010:	UA, 38-31 (2OT)	at Starkville
11/19/2011:	UA, 44-17	at Little Rock, Ark.
11/17/2012:	MSU, 45-14	at Starkville
11/23/2013:	MSU, 24-17 (OT)	at Little Rock, Ark.
11/1/2014:	MSU, 17-10	at Starkville
11/21/2015:	MSU, 51-50	at Fayetteville, Ark.
11/19/2016:	UA, 58-42	at Starkville
11/18/2017:	MSU, 28-21	at Fayetteville, Ark.
11/17/2018:	MSU, 52-6 ^	at Starkville
11/2/2019:	MSU, 54-24	at Fayetteville, Ark.

Starkville: UA, 7-6 | Fayetteville: Tied, 3-3 | Little Rock: UA, 6-1-1 |  
Neutral Sites: MSU, 2-0 (^ vacated by NCAA Committee on Infractions)

## SERIES NOTABLES

MSU and Arkansas are meeting for the 31st time ... The first meeting in the series was in 1916, a 20-7 Bulldog victory ... The two schools met only twice prior to 1992 when the Razorbacks joined the SEC ... This is the 29th straight year the two teams are playing each other ... State has claimed seven out of the last eight meetings ... The Bulldogs have set series records for scoring in each of the last two meetings (52 points in 2018; 54 points in 2019) ... In their last meeting, MSU set school records for total offense (640 yards) and rushing yards (460) in an SEC game ... In Fayetteville in 2015, Beniquez Brown blocked a potential game-winning 29-yard field goal with 0:39 remaining, while Dak Prescott became the first quarterback in SEC history to record over 550 yards of total offense and seven touchdowns in a game ... In 2014, Will Redmond intercepted Brandon Allen with 0:16 to play preserving a 17-10 win for the No. 1 Bulldogs ... In 2013 in Fayetteville, Damian Williams scored on 25-yard touchdown run in overtime and Taveze Calhoun recorded an interception on the Razorbacks' overtime possession ... State's 52-6 win over the Hogs in 2018 in Starkville was its largest margin of victory in the series ... State's fourth- and sixth-highest all-time marks for total offense have come against Arkansas (640, 2019; 631, 2015) ... 502 miles separate the two campuses.

## 2020 TEAM COMPARISONS

Statistic	MISSISSIPPI STATE			ARKANSAS		
	Value	FBS	SEC	Value	FBS	SEC
3rd Down Conversion Pct	0.500	20	5	0.214	68	13
3rd Down Conversion Pct Defense	0.294	15	3	0.300	16	4
4th Down Conversion Pct	0.000	54	5	0.000	54	5
4th Down Conversion Pct Defense	1.000	66	13	0.667	53	11
Blocked Kicks	-	-	-	-	-	-
Blocked Kicks Allowed	0	1	1	1	57	14
Blocked Punts	-	-	-	-	-	-
Blocked Punts Allowed	0	1	1	1	65	14
Completion Percentage	0.600	44	10	0.513	66	14
Defensive TDs	-	-	-	-	-	-
Fewest Penalties	7	17	8	10	30	13
Fewest Penalties Per Game	7.00	43	8	10.00	60	13
Fewest Penalty Yards	40	9	4	53	20	12
Fewest Penalty Yards Per Game	40.00	14	4	53.00	38	12
First Downs Defense	25	22	12	19	11	5
First Downs Offense	24	55	4	15	71	14
Fumbles Lost	2	49	11	0	1	1
Fumbles Recovered	-	-	-	1	29	5
Kickoff Return Defense	16.00	21	6	45.50	71	14
Kickoff Returns	-	-	-	10.00	66	10
Net Punting	45.33	7	6	33.44	63	13
Passes Had Intercepted	2	41	11	3	58	14
Passes Intercepted	2	21	2	1	38	5
Passing Offense	623.0	1	1	203.0	51	12
Passing Yards Allowed	345.0	65	11	266.0	47	8
Passing Yards per Completion	17.31	4	2	10.15	59	10
Punt Return Defense	-2.00	1	1	19.00	67	13
Punt Returns	0.00	52	6	0.00	52	6
Red Zone Defense	1.000	52	8	0.750	20	4
Red Zone Offense	1.000	3	1	1.000	3	1
Rushing Defense	80.0	12	4	121.0	24	9
Rushing Offense	9.0	72	14	77.0	69	12
Sacks Allowed	5.00	67	13	2.00	32	4
Scoring Defense	34.0	49	9	37.0	59	11
Scoring Offense	44.0	11	2	10.0	70	14
Tackles for Loss Allowed	7.00	43	7	4.00	9	2
Team Passing Efficiency	168.05	15	5	88.08	70	14
Team Passing Efficiency Defense	134.52	37	8	116.90	19	3
Team Sacks	7.00	1	1	3.00	21	5
Team Tackles for Loss	7.00	28	7	4.00	61	11
Time of Possession	30:28	32	7	24:14	70	13
Total Defense	425.0	46	11	387.0	37	8
Total Offense	632.0	3	2	280.0	66	13
Turnover Margin	-2.00	63	12	-1.00	52	9
Turnovers Gained	2	40	5	2	40	5
Turnovers Lost	4	55	14	3	36	11

# INSIDE THE SERIES VS. ARKANSAS

## LAST GAME VS. ARKANSAS

### Mississippi State Arkansas

54  
24

Nov. 2, 2019  
Donald W. Reynolds Razorback  
Stadium  
Fayetteville, Ark.  
52,256

#### Mississippi State

RUSHING	Att.	Gain	Lost	Net	TD	Long	Avg.
Kylin Hill	21	236	2	234	3	62	11.1
Nick Gibson	12	129	0	129	1	47	10.8
Tommy Stevens	15	76	2	74	0	15	4.9
Lee Witherspoon	5	24	0	24	0	9	4.8
Malik Dear	2	4	0	4	0	2	2.0
Isaiah Zuber	1	0	2	(-2)	0	0	(-2.0)
TEAM	1	0	3	(-3)	0	0	(-3.0)

PASSING	Com	Att	Int	Yds	TD	Long	Sacks
Tommy Stevens	12	18	0	172	2	42	0
Logan Burnett	1	1	0	8	0	8	0

RECEIVING	No.	Yds.	TD	Long
Dedrick Thomas	2	59	0	42
Austin Williams	2	18	0	11
Brad Cumbest	2	16	0	8
Osirus Mitchell	1	33	1	33
Isaiah Zuber	1	27	0	27
Malik Dear	1	8	0	8
Stephen Guidry	1	8	0	8
Geor'quarius Spivey	1	7	0	7
Farrod Green	1	3	1	3
Kylin Hill	1	1	0	1

PUNTING	No.	Yds.	Avg.	Long	I20	TB
Tucker Day	2	86	43.0	50	0	0

FIELD GOALS	Att.	Made	Long	KICKS
Jace Christmann	2	2	46	made 26; made 46

ALL RETURNS	Punts	No.	Yds.	Lg.	Kickoffs	No.	Yds.	Lg.	Intercepted	No.	Yds.	Lg.
Isaiah Zuber	0	0	0	0	2	27	18	0	0	0	0	0
Malik Dear	1	0	0	0	0	0	0	0	0	0	0	0
Marcus Murphy	0	0	0	0	0	0	0	1	32	32		

#### Arkansas

RUSHING	Att.	Gain	Lost	Net	TD	Long	Avg.
Rakeem Boyd	11	115	1	114	1	52	10.4
KJ Jefferson	2	26	0	26	1	21	13.0
Treyton Burks	4	15	0	15	0	7	3.8
A'Montae Spivey	3	16	2	14	0	11	4.7
Dewwah Whaley	2	12	0	12	0	8	6.0
John Stephen Jones	3	3	0	3	0	3	1.0

PASSING	Com	Att	Int	Yds	TD	Long	Sacks
Ben Hicks	4	13	1	44	0	23	0
John Stephen Jones	4	9	0	25	1	11	0
KJ Jefferson	1	2	0	32	0	32	0

RECEIVING	No.	Yds.	TD	Long
Tyson Morris	2	18	0	10
Mike Woods	2	15	1	11
Treyton Burks	1	32	0	32
Grayson Gunter	1	23	0	23
Trey Knox	1	9	0	9
Chase Harrell	1	6	0	6
Hudson Henry	1	(-2)	0	0

PUNTING	No.	Yds.	Avg.	Long	I20	TB
Sam Loy	6	262	43.7	59	2	1

FIELD GOALS	Att.	Made	Long	KICKS
Connor Limpert	1	1	40	made 40

ALL RETURNS	Punts	No.	Yds.	Lg.	Kickoffs	No.	Yds.	Lg.	Intercepted	No.	Yds.	Lg.
Treyton Burks	1	(-1)	0	5	134	42	0	0	0	0	0	0
Joe Foucha	0	0	0	1	3	3	0	0	0	0	0	0
De'Vion Warren	0	0	0	2	17	16	0	0	0	0	0	0

### Offense Explodes in Historic Performance at Arkansas, 54-24

Mississippi State pounded out 640 yards of total offense and 460 yards rushing – both school records for an SEC game – as the Bulldogs snapped a four-game losing streak with a dominating 54-24 victory over Arkansas in Razorback Stadium. **Kylin Hill** rushed for a career-high 234 yards – just 24 shy of the school record – and three touchdowns. **Tommy Stevens** made the start at quarterback as **Garrett Shrader** was limited by health issues during the week. Stevens guided State to points on its first drive of the game, going six plays for 82 yards that was set up by a 62-yard Hill run to the Arkansas 3-yard line. The grad transfer QB then ignited an 11-play, 80-yard drive that ate up 5:21 before culminating with a fade route, 33-yard touchdown to **Osirus Mitchell** with 5:31 to go in the first quarter. Hill had 198 yards and three touchdowns in the first half. The Bulldogs put the game out of reach right before the half ended when **Marcus Murphy**, making his first career start, stepped in front of a pass and returned it 32 yards for a touchdown to make it 38-10 at the break. Murphy finished with a team-high eight tackles. State continued the onslaught with more consecutive scoring drives to start the second half. **Farrod Green** caught his first touchdown of the season, and **Jace Christmann** capped a dominating drive that lasted 7:23 with a 46-yard field goal. **Erroll Thompson** added eight tackles, while **Willie Gay Jr.** finished with five tackles, 0.5 for loss and one fumble recovery. The Bulldogs scored on eight of their 11 drives on the day.

Mississippi State	14	24	7	9	- 54
Arkansas	0	10	7	7	- 24

1st	12:11	MSU	Kylin Hill 4 yd run (Jace Christmann kick)
	05:31	MSU	Osirus Mitchell 33 yd pass from Tommy Stevens (Jace Christmann kick)
2nd	14:04	MSU	Jace Christmann 26 yd field goal
	10:24	AR	Rakeem Boyd 52 yd run (Connor Limpert kick)
	07:55	MSU	Kylin Hill 2 yd run (Jace Christmann kick)
	05:00	AR	Connor Limpert 40 yd field goal
	02:42	MSU	Kylin Hill 1 yd run (Jace Christmann kick)
	01:59	MSU	Marcus Murphy 32 yd interception return (Jace Christmann kick)
3rd	10:33	MSU	Farrod Green 3 yd pass from Tommy Stevens (Jace Christmann kick)
	04:03	AR	Mike Woods 11 yd pass from John Stephen Jones (Connor Limpert kick)
4th	11:40	MSU	Jace Christmann 46 yd field goal
	09:47	AR	KJ Jefferson 5 yd run (Connor Limpert kick)
	08:22	MSU	Nick Gibson 47 yd run (Kody Schexnayder rush failed)

#### Team Stats

	MSU	AR
FIRST DOWNS	27	10
Rushing	19	6
Passing	7	3
Penalty	1	1
NET YARDS RUSHING	460	184
Rushing Attempts	57	25
Average Per Rush	8.1	7.4
NET YARDS PASSING	180	101
Completions-Attempts-Int	13-19-0	9-24-1
Average Per Attempt	9.5	4.2
Average Per Completion	13.8	11.2
TOTAL OFFENSE YARDS	640	285
Total Offense Plays	76	49
Average Gain Per Play	8.4	5.8
Fumbles: Number-Lost	1-1	3-1
Penalties: Number-Yards	3-23	2-10
PUNTS-YARDS	2-86	6-262
KICKOFFS-YARDS	10-558	5-293
Punt returns: Number-Yards-TD	1-0-0	1--1-0
Kickoff returns: Number-Yds-TD	2-27-0	8-154-0
Interceptions: Number-Yds-TD	1-32-1	0-0-0
Fumble Returns: Number-Yds-TD	0-0-0	0-0-0
Possession Time	40:09	19:51
Third-Down Conversions	8 of 13	2 of 12
Fourth-Down Conversions	1 of 1	1 of 1
Red-Zone Scores-Chances	5-6	2-2
Sacks By: Number-Yards	0-0	0-0
PAT Kicks	6-6	3-3
Field Goals	2-2	1-1
Points Off Turnovers	7	3



# NOTEBOOK

## NINE GRADUATES ON MSU'S ROSTER

Name	Pos.	Degree
Jay Banks	WR	Criminal Justice (Louisville)
Paul Blackwell	LS	Chemical Engineering
K.J. Costello	QB	Political Science (Stanford)
Dontea Jones	WR	Interdisciplinary Studies
Kobe Jones	DE	Business Administration
Scott Lashley	OL	Human Environmental Sciences (Alabama)
Osirus Mitchell	WR	Human Development and Family Science
C.J. Morgan	S	Political Science
Brandon Ruiz	K	Liberal Studies (Arizona State)
Tyrell Shavers	WR	Communication Information Sciences (Alabama)
Matt Stanic	OL	Accounting
Austin Williams	WR	Finance



## TOUGH SCHEDULE

According to ESPN's Football Power Index (FPI) preseason ranking, MSU will play the second-hardest schedule in the nation in 2020. Only Arkansas has a higher strength of schedule rating. SEC teams boast 14 of the 15 strongest schedules according to FPI. Five of State's 10 opponents were ranked in the AP Preseason Top 25, and all five were among the Top 15.

## 2010s: THE MOST SUCCESSFUL DECADE IN MSU HISTORY

From 2010-19, State posted a 79-61 (.564) record on the field, appeared in a bowl every season, finished in the final polls four times (2010, 2014, 2017, 2018) and produced 15 All-American honors and 37 first or second-team All-SEC selections. In 2014, the Bulldogs went from unranked to No. 1 faster than any team in college football history and spent five consecutive weeks at the top spot. Prior to the 2010s, the Bulldogs' best decade was the 1990s with 64 total victories.

## FROM STATE TO SUNDAYS

Bulldogs continue to dominate NFL rosters in 2020 with over 33 players on active rosters or practice squads. Six current active Bulldogs have been selected to the Pro Bowl during their careers, including Dallas Cowboys starting quarterback Dak Prescott, Philadelphia Eagles defensive tackle Fletcher Cox, Houston Texans linebacker Benardrick McKinney, Philadelphia Eagles cornerback Darius Slay, Seattle Seahawks linebacker K.J. Wright and Kansas City Chiefs defensive tackle Chris Jones, who won his first Super Bowl ring in February.

## UNDER NEW LEADERSHIP

**Mike Leach** was hired as the 34th head coach in program history on Jan. 9, 2020. He previously spent eight seasons at Washington State where he was twice named Pac-12 Coach of the Year. In 2018, he was tabbed the AFCA National Coach of the Year for the second time in his career. Prior to his stint with the Cougars, Leach took Texas Tech to a bowl game in 10 consecutive seasons, setting a program record with 84 victories in his tenure. He's the only active Power 5 head coach to produce an 11-win season at two different programs since 2008.

## ARNETT TO DIRECT DEFENSE

Leach tabbed **Zach Arnett**, a rising star in college football's coaching ranks, to serve as his defensive coordinator and linebackers coach. Arnett, who was selected as a member of the prestigious AFCA 35 Under 35 Coaches Leadership Institute in 2020, led a 2019 San Diego State defense that ranked in the top 10 nationally in seven categories.

## ARNETT'S NATIONAL DEFENSIVE RANKINGS SINCE 2018 (TWO SEASONS)

- Rushing yards allowed per game (1st – 89.6)
- Rushing yards allowed per carry (1st – 2.9)
- Fewest 30-point games allowed (T1st – 2)
- Fewest 40-point games allowed (T1st – 0 ... one of just six teams)
- Percentage of big plays allowed (2nd – 9.2) with only 153 of 1,658 opponent plays gaining either a 12-plus yard run or 15-plus yard pass
- Percentage of drives that they kept their opponent from crossing the 50-yard line (4th – 61.3)
- Percentage drives that their opponent covered less than 25 yards (4th – 60.1)
- Percentage drives holding their opponent scoreless (6th – 76.3)
- Points per play allowed (10th – 0.3) and points per possession allowed (10th – 1.3)
- Yards allowed per play (14th – 4.9)

## WELCOME HOME

MSU boasts an all-time record of 85-31-2 in home openers. When State's home opener is against an SEC opponent, the Bulldogs are 9-7.

## RECORDS AGAINST THE RAZORBACKS

The Bulldogs set school records for total offense (640 yards) and rushing yards (460) in an SEC game the last time they met Arkansas.

- RB **Kylin Hill**'s 234 rushing yards were the fifth most in a single game in school history
- At the time of the game, that was the most rushing yards by an SEC player in a conference game since LSU's Derrius Guice had 276 vs. Ole Miss on Oct. 21, 2017
- 198 of his 234 yards during the first half which marked the most rushing yards by a MSU player in a half in school history

## 50 BURGER

Mississippi State has scored 50+ points in at least one game in nine consecutive seasons, entering the 2020 campaign. The last time MSU did so came in a 54-24 victory at Arkansas on Nov. 2, 2019. The 54 points were MSU's most in an SEC game since the Bulldogs' 55-20 win at Ole Miss on Nov. 26, 2016. State has put up 50+ points four times since 2018, tied for the fourth most in the SEC during that span. The Bulldogs are one of just four SEC teams to log multiple 50+ point games against SEC opponents during that stretch. MSU has scored 50+ points 17 times over the last 15 seasons and is 17-0 in those games.

## DOWNING THE DEFENDING CHAMPS

Mississippi State became the biggest story in college football last week. The Bulldogs defeated reigning National Champion and then-No. 6 LSU, 44-34, in Baton Rouge to open the season.

- The win marked the first time a defending national champion lost its season opener since 1998 when No. 5 Michigan lost at No. 22 Notre Dame, 36-20
- It was the first time a defending national champion lost its opener at home since 1978 when No. 5 Notre Dame lost to unranked Missouri, 3-0
- MSU's victory snapped the longest active win streak in the country (16 games)
- The game was MSU's highest-ranked victory in a true road game in school history
- **Mike Leach** is the first MSU coach to defeat a ranked team in his Bulldog debut
- It was MSU's first win in Baton Rouge since 2014 and just its second since the 1992 season

## THIRD DOWN'S THE CHARM

The Bulldogs put together one of the best third-down performances in recent memory in their win at LSU last week. QB **K.J. Costello** was 7-of-11 on third downs for 194 yards and three touchdowns. Each completion led to a first down, with six going for 15 or more yards and four of those longer than 25 yards.

State was even more impressive on third and long. When needing 10 yards or more, Costello was 5-of-7 while tossing two touchdowns.

Situation	Cmp-Att	Pct.	Yds.	TD	Long	QBR
3rd Down	7-11	63.6	194	3	43	283.60
3rd Down, 1-3 To Go	1-1	100.0	13	0	13	209.20
3rd Down, 4-6 To Go	0-1	0.0	0	0	0	0.00
3rd Down, 7-9 To Go	1-2	50.0	24	1	24	315.80
3rd Down, 10+ To Go	5-7	71.4	157	2	43	325.54

## QUICK STRIKES

MSU moved down the field quickly, chewing up yardage on its way to the end zone. The Bulldogs put together eight scoring drives, with an average drive time of 2:42. Six of those eight drives required less than two minutes to reach the endzone.

- Average scoring drive was 6.75 plays, covered 67.1 yards and consumed 2:42
- No scoring drive was shorter than 50 yards and four were over 70 yards
- MSU's shortest drive required one play as RB **Kylin Hill** caught a 75-yard touchdown pass, taking just 15 seconds off the clock

TWO-DOWN OFFENSE

One of the many reasons **Mike Leach**'s offenses are so efficient is they avoid third down. Over the last four seasons, Leach's teams have recorded the fourth-lowest percentage of overall plays that are third down plays at 15.4 percent (among coaches with multiple years of experience).

- Just 23 percent of Leach's first downs came on third down plays since 2017.
- Leach's offenses have gone three and out on just 14.53 percent of possessions over the last 17 seasons, which ranks No. 1 among active FBS head coaches with 5+ years of experience.

EYING THE RECORD BOOK

**Mike Leach**'s Air Raid offense has broken records at every school he's coached at over a 30-plus-year career. In just 22 games as the offensive coordinator at Kentucky, his offense broke 116 school records. Under his guidance, Washington State set or tied 42 school, Pac-12 or NCAA records in 2014 alone.

At Iowa Wesleyan, his offense broke 26 national records. In 1993 at Valdosta State, the Blazer offense smashed 66 school records, 22 conference records and seven national records. The following year, they again shattered 80 school records, 35 conference records and seven more national marks.

The first Mississippi State school record has already fallen as the Bulldogs passed for 623 yards against LSU in Leach's first game on Sept. 26. Many more are in jeopardy, as Leach's WSU offense has surpassed them on more than one occasion during his tenure.

Team Season	MSU Record	Bettered	WSU Last	WSU Best
Passing Yards	4,113 (2015)	7 times	5,683 (2019)	5,732 (2014)
Passing Yards/Game	316.4 (2015)	8 times	437.2 (2019)	477.7 (2014)
Total Points	480 (2014)	3 times	491 (2019)	496 (2016)
Points/Game	36.9 (2014)	3 times	37.8 (2019)	38.2 (2016)
Total Offense/Game	513.8 (2014)	1 time	517.5 (2014)	517.5 (2014)

Team Game	MSU Record	Bettered	WSU Last	WSU Best
Completions	38 (11-21-2015)	44 times	48 (11-29-2019)	58 (10-28-2017) 58 (10-19-2013)
Total Points*	82 (11-18-1910)	Tied twice	69 (11-17-2018)	69 (11-5-2016)
Modern Game	69 (11-2-1946)			
Total Offense	669 (10-29-2016)	3 times	720 (9-21-2019)	812 (10-4-2014)

THE QUARTERBACK WHISPERER

**Mike Leach** has coached a 3,000+ yard passer in 17 of his 18 seasons as a head coach at Texas Tech (2000-09) and Washington State (2012-19). His first 3,000+ yard passer as a head coach was Kliff Kingsbury in 2000, Tech's first in program history. The Bulldogs have not had a 3,000-yard passer since Dak Prescott threw for a school-record 3,793 yards in 2015.

TOP PASSING YARDAGE SEASONS UNDER LEACH (WSU AND TTU)

	Player	School	Yds.	Year	Cmp.	TDs
1.	B.J. Symons	TTU	5,833	2003	470	52
2.	Graham Harrell	TTU	5,705	2007	512	48
3.	Anthony Gordon	WSU	5,579	2019	493	48
4.	Graham Harrell	TTU	5,111	2008	442	45
5.	Kliff Kingsbury	TTU	5,017	2002	479	45
6.	Gardner Minshew II	WSU	4,779	2018	468	38
7.	Sonny Cumbie	TTU	4,742	2004	421	32
8.	Connor Halliday	WSU	4,597	2013	449	34
9.	Luke Falk	WSU	4,561	2015	447	38
10.	Graham Harrell	TTU	4,555	2006	412	38
11.	Luke Falk	WSU	4,468	2016	443	38
12.	Cody Hodges	TTU	4,238	2005	353	31
13.	Connor Halliday	WSU	3,873	2014	354	32

> *Dak Prescott holds the MSU single-season record with 3,793 yards in 2015*

SPREADING THE LOVE

**Mike Leach** has seen at least five receivers total 50+ catches in each of the last three seasons. In 2015, both Gabe Marks and Dom Williams surpassed the 1,000-yard mark. MSU's last 1,000-yard receiver was Fred Ross (1,007 yards) on his way to setting the single-season Bulldog record with 88 catches in 2015.

TOP RECEIVING YARDAGE SEASONS UNDER LEACH (WSU AND TTU)

	Player	School	Yds.	Year	Rec.	TDs
1.	Michael Crabtree	TTU	1,962	2007	134	22
2.	Vince Mayle	WSU	1,483	2014	106	9
3.	Joel Filani	TTU	1,300	2006	91	13
4.	Danny Amendola	TTU	1,245	2007	109	6
5.	Gabe Marks	WSU	1,192	2015	104	15
6.	Carlos Francis	TTU	1,177	2003	75	9
7.	Jarrett Hicks	TTU	1,177	2004	76	13
8.	Michael Crabtree	TTU	1,165	2008	97	19
9.	Brandon Arconado	WSU	1,109	2019	78	7
10.	Wes Welker	TTU	1,089	2003	97	9
11.	Nehemiah Glover	TTU	1,081	2003	77	9
12.	Wes Welker	TTU	1,054	2002	86	7
13.	Joel Filani	TTU	1,048	2005	65	8
14.	Dom Williams	WSU	1,040	2015	75	11

> *Mardye McDale holds the MSU single-season record with 1,035 yards in 1978*

THE CENTURY CLUB

For just the second time in school history, MSU saw three players eclipse 100 yards receiving in a game in the win at LSU last week. WR **Osirus Mitchell** (183), RB **Kylin Hill** (158) and WR **JaVonta Payton** (122) all went over 100 yards.

- The only other time MSU had a trio of receivers crack the century mark came in the Orange Bowl vs. Georgia Tech on Dec. 31, 2014 (Joe Morrow, 117; De'Runnya Wilson, 105; Fred Ross, 102)
- First time MSU had multiple 100-yard receivers since Donald Gray (207) and Fred Ross (107) did so against Samford on Oct. 29, 2016
- Mitchell and Hill were the first SEC duo to record 150 receiving yards in the same game since 2012
- The Bulldogs had a combined two 100-yard receivers over their previous 39 games
- MSU had not had a single receiver record 100 yards against LSU since 2014
- LSU had not allowed more than 420 passing yards in a game over the last six seasons

GRADING THE AIR RAID

**Mike Leach** is one of the original architects of the Air Raid offense and few have proven its effectiveness more than he has. While at Washington State, Leach's Cougars ranked in the top 20 in passing grade according to Pro Football Focus in four of the last six years. His teams also led the NCAA in passing yardage four times while at WSU.

Year	Grade	Rank	Leader	Grade
2019	82.2	20th	LSU	94.0
2018	87.5	7th	Oklahoma	94.0
2016	83.4	11th	Oklahoma	94.3
2014	80.8	15th	USC	92.1

AIRING IT OUT

QBs **Will Rogers** and **K.J. Costello** are no strangers to the Air Raid offense. Rogers ran a similar scheme at Brandon High School. He was recruited by head coach **Mike Leach** while he was still at Washington State before committing to MSU prior to Leach's hiring. Brandon was also home to Jacksonville Jaguars QB Gardner Minshew II, who led the nation in passing under Leach at Washington State in 2018.

Costello went head-to-head against Leach and Minshew while he was at Stanford. He would watch the defense's scout team film on the Cougars because he was intrigued by the Air Raid concepts. This summer, Costello and Rogers teamed up to teach their teammates the new offense before fall camp began.

## PASSERS IN THEIR FIRST START UNDER LEACH

**K.J. Costello** became the 16th quarterback to start a game under **Mike Leach** since 2000, and shattered MSU's single-game records for completions and attempts on his way to an SEC record 623 passing yards at LSU on Sept. 26. Below is a look at each quarterback's first start under Leach.

- Nine completed at least 30 passes in their debut under the "Quarterback Whisperer"
- Six passers threw for 400 or more yards
- Seven passed for four or more touchdowns in their first start in Leach's system
- Five made their first start in his system against a conference opponent
- Anthony Gordon, turned in a 230.8 passer rating on the back of 420 yards and five touchdowns on Aug. 31, 2019 against New Mexico State
- Steven Sheffield posted the highest passer rating (232.30), most passing yards (490) and most touchdowns (7) in his first Leach start (vs. Kansas State on Oct. 10, 2009)
- Cody Hodges also posted a passer rating above 200.0 against FIU on Sept. 10, 2005 (217.1).

Player	Date	Opponent	Cmp-Att-Int	Yds	TD	QBR
Kliff Kingsbury	8-26-2000	New Mexico	21-47-1	186	2	87.7
B.J. Symons	8-30-2003	SMU	23-38-1	297	3	147.0
Sonny Cumbie	9-4-2004	SMU	40-66-0	470	4	140.4
Cody Hodges	9-10-2005	FIU	29-37-0	454	4	217.1
Graham Harrell	9-2-2006	SMU	34-49-1	342	5	157.6
Taylor Potts	9-5-2009	North Dakota	34-48-3	405	2	143.0
Steven Sheffield	10-10-2009	Kansas State*	33-41-1	490	7	232.3
Seth Doege	10-31-2009	Kansas*	14-28-0	159	1	109.5
Jeff Tuel	9-1-2012	BYU	30-45-2	229	0	100.5
Connor Halliday	9-15-2012	UNLV	26-45-2	378	4	148.8
Luke Falk	9-8-2014	Oregon State*	44-61-0	471	5	164.0
Peyton Bender	11-27-2015	Washington*	36-58-2	288	1	102.6
Tyler Hilinski	12-28-2017	Michigan State	39-50-1	272	2	132.9
Gardner Minshew	9-1-2018	Wyoming	38-57-1	319	3	127.5
Anthony Gordon	8-31-2019	New Mexico State	29-35-0	420	5	230.8
<b>K.J. Costello</b>	<b>9-26-2020</b>	<b>LSU*</b>	<b>36-60-2</b>	<b>623</b>	<b>5</b>	<b>168.1</b>

\* Denotes conference games

## STATE HAS A TAKEAWAY IN 27 OF ITS LAST 30 GAMES

The Bulldogs have collected at least one takeaway in 27 of their last 30 games dating back to the 2017 season at Arkansas on Nov. 18. State has compiled 53 takeaways over the 30-game stretch. MSU had a takeaway streak of 22 straight games before it was unable to force a takeaway vs. No. 2 LSU on Oct. 19, 2019.

## TAKEAWAYS, TURNOVER MARGIN IN 2019 (MULTIPLE TAKEAWAYS/INT)

After ranking sixth in the SEC in total takeaways with 20 in 2018, State racked up 24 takeaways in 13 games in 2019 (2nd in SEC, T-15th in FBS).

- Gained 14 fumbles in 2019 (T-1st in SEC, T-4th in FBS)
- Recorded multiple takeaways in eight games
- Gained at least one fumble in seven games
- Gained three fumbles three times (at Louisiana, vs. Kansas State, at Auburn)
- Picked off at least one pass in seven contests
- Logged multiple INTs three times (vs. Southern Miss, at Tennessee, vs. Abilene Christian)

## MSU HAS AN INTERCEPTION IN 20 OF ITS LAST 27 GAMES

State has collected an interception in 20 of its last 27 games and has 25 total interceptions during that stretch. MSU carried a streak of nine straight games with a pickoff into the Kansas State game on Sept. 14, 2019, before it was ended. The 25 pickoffs have been credited to 14 different players, including seven on the 2020 roster.

## BRINGING THE PRESSURE

- The Dawg defense picked up 7.0 sacks to open the season at LSU, surpassing their single-game high from all of 2019 (4.0)
- The last time MSU had 7.0 sacks was against Ole Miss on Nov. 28, 2015
- State leads the nation in sacks per game (7.00)
- State has at least 4.0 sacks in each of its last four games dating back to Nov. 23, 2019 against Abilene Christian
- Last year, State finished with 28.0 sacks for the season

## HOLDING TEAMS TO FEWER THAN 200 YARDS RUSHING

Since the start of the 2018 season, MSU has held 24 of its 27 opponents below the 200-yard rushing mark, which is tied for the third most in the SEC during that stretch.

- Only three times has a team rushed for 200+ yards on the Bulldogs since 2018 - Kentucky in 2018 (229 yards), Auburn in 2019 (217) and Texas A&M in 2019 (207)
- 14 of those 24 games holding teams below 200 yards have been SEC games (T-3rd in the SEC)
- Against LSU in the season opener, State held the Tigers 80 rushing yards and allowed just one of LSU's 31 rushing attempts to go for more than 12 yards

## SEC LEADERS HOLDING TEAMS BELOW 200-YARDS RUSHING SINCE 2018

Rank	School	Opp. Below 200+ Rushing	Record When
1.	Georgia	28	24-4
2.	Alabama	26	23-3
3.	Mississippi State	24	15-9
	LSU	24	23-1
	Texas A&M	24	15-9
5.	Auburn	23	17-6

## COSTELLO'S RECORD DAY

QB **K.J. Costello** was more than impressive in his Bulldog debut at LSU on Sept. 26. The graduate transfer became the SEC's single-game passing king while breaking multiple MSU single-game records.

- 623 yards passing (Previous: Dak Prescott, 508 - vs. Arkansas on Nov. 21, 2015)
- Also an SEC record (Previous: Eric Zeier, Georgia, 544 - vs. Southern Miss in 1993)
- Became the 11th quarterback in SEC history to pass for 500 yards and first 600-yard passer
- Ranks 11th in NCAA history
- MSU first 400-yard passer since Nick Fitzgerald threw for 417 vs. Samford on Oct. 29, 2016
- Ninth career 300-yard passing game
- Since 2005, no quarterback had thrown for more than 463 yards against LSU
- 36 completions (Previously: Dak Prescott, 33 - vs. Arkansas on Nov. 21, 2015)
- 60 passing attempts (Previous: Joe Reed, 53 - vs. LSU on Nov. 14, 1970)
- Five touchdown passes (Last by Keytaon Thompson vs. Stephen F. Austin on Sept. 1, 2018)
- First Bulldog to throw four touchdown passes since Nick Fitzgerald against Arkansas on Nov. 17, 2018

## NCAA RECORD BOOK WATCH: SINGLE-GAME PASSING YARDS

	Player	Team	Date	Opponent	Yds
1.	Patrick Mahomes	Texas Tech	10-22-2016	Oklahoma	734
	Connor Halliday	Washington State*	10-4-2014	California	734
3.	David Klingler	Houston	12-2-1990	Arizona State	716
4.	Matt Vogler	TCU	11-3-1990	Houston	690
5.	B.J. Symons	Texas Tech*	9-27-2003	Ole Miss	661
6.	Geno Smith	West Virginia	9-29-2012	Baylor	656
7.	Graham Harrell	Texas Tech*	9-22-2007	Oklahoma State	646
8.	Cody Hodges	Texas Tech*	10-15-2005	Kansas State	643
9.	Brian Lindgren	Idaho	10-6-2001	Middle Tenn.	637
10.	Scott Mitchell	Utah	10-15-1998	Air Force	631
11.	K.J. Costello	Mississippi State*	9-26-2020	LSU	623

## COSTELLO BRINGS VETERAN PRESENCE UNDER CENTER

QB **K.J. Costello** is a graduate transfer from Stanford where he started 25 games under center. He missed time with injury in 2019. As a sophomore in 2018, he was named a team captain and started every game while going on to lead the Pac-12 in yards per attempt (8.57) and passing efficiency (155.0).

- Owns nine 300-yard passing games in his career (7 in 2018, 1 in 2019, 1 in 2020)
- Thrown four-or-more touchdown passes on six occasions (1 in 2017, 4 in 2018, 1 in 2020)
- 57 career touchdowns (54 pass, 3 rush)
- Ninth QB in Stanford history to throw for 6,000 yards in a career
- Ranked fourth in the Pac-12 in passing grade (81.6) in 2018 according to PFF

## BREAKAWAY BACK

RB **Kylin Hill** is one of two active SEC players, and the only running back, to boast multiple receiving touchdowns of 75 yards or more. Only Alabama's Jaylen Waddle has also scored from more than 75 yards out on more than one occasion.

Below is a look at active players in the conference with at least one receiving score of 75 yards or more in their careers.

### ACTIVE SEC PLAYERS WITH RECEIVING TOUCHDOWNS OF 75+ YARDS

Player	Team	Yards	Opponent	Date
<b>Kylin Hill</b>	<b>Mississippi State</b>	<b>75</b>	<b>at LSU</b>	<b>9-26-2020</b>
		<b>88</b>	<b>Abilene Christian</b>	<b>11-23-2019</b>
Jaylen Waddle	Alabama	77	at Tennessee	10-20-2018
		94	Louisiana Lafayette	9-29-2018
Ja'Marr Chase	LSU	78	Texas A&M	11-30-2019
<b>Osirus Mitchell</b>	<b>Mississippi State</b>	<b>84</b>	<b>Stephen F. Austin</b>	<b>9-1-2018</b>
Chris Pierce	Vanderbilt	75	at Purdue	9-7-2019
DeVonta Smith	Alabama	85	LSU	11-9-2019
Anthony Schwartz	Auburn	76	Tennessee	10/31/2018

### NOTING HILL'S DAY AT LSU

- 158 receiving yards against LSU in the season opener are the most by a Bulldog running back in a single game in school history (Previous: LaDarius Perkins, 140 - at Ole Miss on Nov. 27, 2010)
- 155 of his 158 receiving yards came after the catch according to Pro Football Focus
- Set career highs in receptions (8) and receiving yards (158)
- Caught a 75-yard touchdown pass to give MSU a 26-24 lead in the third quarter capping a one-play, 15-second drive
- Became the 11th player in school history to record 100 or more receiving yards against the Tigers, trailing only WR **Osirus Mitchell** (183, same day)

### SEC LEADERS IN YARDS AFTER CATCH PER PFF

Rank	Player	School	YAC	YAC/Rec.	GP
1.	<b>Kylin Hill</b>	<b>Mississippi State</b>	<b>155</b>	<b>19.4</b>	<b>1</b>
2.	Elijah Moore	Ole Miss	102	10.2	1
3.	<b>Osirus Mitchell</b>	<b>Mississippi State</b>	<b>96</b>	<b>13.7</b>	<b>1</b>
4.	Shi Smith	South Carolina	89	8.9	1
5.	Josh Ali	Kentucky	64	7.1	1

### FBS LEADERS IN YARDS AFTER CATCH PER PFF

Rank	Player	School	YAC	YAC/Rec.	GP
1.	Tim Jones	Southern Miss	156	11.1	2
2.	<b>Kylin Hill</b>	<b>Mississippi State</b>	<b>155</b>	<b>19.4</b>	<b>1</b>
3.	Deuce Vaughn	Kansas State	141	28.2	2
4.	Kawaan Baker	South Alabama	138	8.6	3
5.	Bevin Jordan	Miami (Fla.)	136	9.1	3

### HILL'S QUICK HITS

- 158 receiving yards against LSU in the season opener are the most by a Bulldog running back in a single game in school history
- Scored at least one TD from scrimmage in 11 of his last 17 games dating back to 2018
- Led SEC in total rushing yards in the 2019 regular season (1,347).
- 741 rushing yards after contact in 2019 were second only to Alabama's Najee Harris (747) among returning SEC players
- One of three SEC players with 1,300+ rushing yards and 10+ rushing TDs in 2019
- Second MSU RB with 1,300+ rushing yards and 10+ rushing TDs in a season since 2000
- Eight of 10 rushing touchdowns in 2019 came against SEC opponents

### HILL LED SEC IN REGULAR-SEASON RUSHING

One of the most electric running backs in college football, **Kylin Hill** led the SEC in rushing yards during the 2019 regular season, before finishing with 1,350 total yards. He broke the 1,000-yard mark after rushing for a career-high 234 yards at Arkansas on Nov. 2 to become the 13th different player in MSU history to rush for 1,000+ yards in a single season. It marked the fourth straight year that an MSU player reached the mark.

### PREVIEWING HILL IN THE PASSING GAME

RB **Kylin Hill** racked up yards against Abilene Christian in the second to last game of the 2019 regular season, totaling 237 (153 rush + 84 receiving). He scored on a career long 88-yard touchdown reception in the second quarter.

- Third-longest passing play and seventh-longest play from scrimmage in MSU history
- Longest catch by an SEC player in 2019 and tied for longest by an FBS RB
- One of just three SEC players in 2019 with an 80+ yard reception
- Caught 3 of 4 targets for 84 yards (77 earned after contact)

### NOTING HILL'S CAREER DAY AT ARKANSAS IN 2019

RB **Kylin Hill** had a career performance at Arkansas on Nov. 2, and he earned SEC Offensive Player of the Week honors for his efforts for the second time in his career.

- Rushed for a career-high 234 yards and three touchdowns on 21 carries (11.1 yards per carry)
- The 234 rushing yards are the fifth most in a single game in school history
- Most rushing yards by an SEC player in a conference game since LSU's Derrius Guice had 276 vs. Ole Miss on Oct. 21, 2017 (at the time of the game).
- Became the first player in MSU history with 230+ yards rushing and three TDs in a game
- Topped the 200-yard rushing mark for the second time in his career
- Marked MSU's 10th individual 200-yard rushing game in school history.
- Became the third player in school history to rush for 200+ yards in multiple games in a career
- Racked up 198 rushing yards and three rushing touchdowns on 13 carries in the first half
- 198 rushing yards in the first half were the most in a half by an MSU player in school history
- Went over 100 yards rushing for the sixth time this season and ninth time in his career
- Finished the game with three 30+ yard runs - 62, 58, 37
- On his first 10 carries, rushed for 134 yards and two TD and averaged 13.4 yards per rush
- Took a career-long 62 yard run on MSU's first drive to the Arkansas 3-yard line and then found the end zone on his next carry two plays later
- Had a 37-yard run before his second rushing TD of the game four plays later from 2-yards out
- Became the 16th player in school history to rush for 2,000+ yards in a career

### NOSE FOR THE END ZONE

RB **Kylin Hill** had 10 rushing touchdowns and one receiving score in the 2019 season. Hill scored at least one touchdown in seven games. For his career, he boasts 22 career touchdowns (16 rushing, six receiving) in 38 games.

- Three career three-touchdown games (vs. Kentucky, 2019; at Arkansas, 2019; at Kansas State, 2018)
- The only SEC player with multiple games with three rushing TDs in 2019 (vs. Kentucky, at Arkansas)
- Second MSU player since 2000 with multiple games of three rushing scores in a season
- First Bulldog since 2010 (Vick Ballard) with multiple games of three rushing TDs in a season
- Three rushing TDs against Kentucky (2019) were the most for a MSU player during an SEC game since QB Nick Fitzgerald secured four rushing TDs against Arkansas in 2016

### DON'T BLINK

Highlighted by 40 rushes of 10+ yards last season, RB **Kylin Hill** has a career total of 74. Hill had one against LSU last week, 19 such carries in 11 games as a sophomore and 14 in 12 games in 2017. Out of his 74 career 10+ yard runs, 18 have gone for 20+ yards.

- Six 20+ yard runs in 2019 came in SEC play
- Has three career 50+ yard runs

### MOVIN' THE CHAINS

RB **Kylin Hill** added a rushing first down in the season opener to his impressive 63 first down carries in 2019. He has 123 such carries in his career. Hill averaged 4.8 rushing first downs per game in 2019.



A CLOSER LOOK AT STATE'S O-LINE

The Bulldogs are replacing a combined 2,009 snaps from the starting offensive line a year ago. Left tackle Tyre Phillips (821 snaps) and center Darryl Williams (755 snaps) departed for the NFL and Tommy Champion (510 snaps) graduated. Last fall, State entered the season with a combined 71 career starts on the line, which was the fifth-most in the SEC. This year, the Bulldogs' starting five had a combined 36 starts to begin the year.

LT Charles Cross

- Made first career start and played every offensive snap at left tackle in the opener at LSU
- Played 22 snaps at left and right tackle last year

LG Greg Eiland

- Started 26 games in his career (17 at left tackle, eight at right tackle and one at left guard)
- Played the fifth-most snaps in 2019 among MSU's offensive linemen (455)
- 12 snaps were at left tackle with the remainder at right tackle in 2019

C Cole Smith

- Made first career start at LSU (Sept. 26)
- Transfer from LSU
- Appeared in two games for LSU, playing 12 snaps at center, in 2018
- Four-star recruit per ESPN and a three-star prospect by Rivals and 247Sports
- Top-20 recruit in Mississippi according to ESPN (No. 2), Rivals (No. 18) and 247 Sports (No. 19)
- No. 2-rated center in the nation by ESPN out of high school
- Did not allow a sack in his junior and senior seasons of high school

RG Dareuan Parker

- Started at left guard in 11 games in 2019 and saw action in every game in 2018
- Missed the second and third games of 2019 (injury)
- One of 13 returning SEC offensive linemen to play at least 600 snaps and allow fewer than 12 total pressures in 2019 according to PFF
- Just 11 pressures allowed in 2019 (2 sacks, 3 hits, 6 hurries) and none this season
- Had top overall grade in the season debut at LSU among MSU offensive linemen from PFF (74.2) and an impressive run-block grade (81.3)

RT Kwatrivious Johnson

- Played every offensive snap in the opener at LSU
- Played 15 total snaps at left tackle a year ago
- Did not allow a single pressure in 2019
- Invited to the Under Armour All-America Game and was the No. 10 overall recruit in Mississippi according to 247 Sports

MORE ON THE BULLDOGS' OFFENSIVE LINE

Behind the starting five, JUCO transfer **LaQuinston Sharp** played 410 snaps, mostly at right guard, last fall. He had to take one snap at center in the season opener. At Arkansas, he earned his first career start at right guard, seeing action in 67 snaps and allowing just a pair of pressures (both hurries). He followed up with a solid effort against Alabama, not allowing a single pressure in 35 total snaps. Sharp start at right guard in each of State's final games in 2019.

NOTING OSIRUS MITCHELL'S CAREER DAY AT LSU

WR **Osirus Mitchell** had a career day in the season opener at LSU, finishing with career highs in receptions (7), receiving yards (183) and touchdowns (2) against the Tigers

- 183 receiving yards were tied for the ninth-most in a single game in MSU history
- Most receiving yards by a Bulldog since 2016 and the most by an MSU player in an SEC game since 2007
- One of three receivers that eclipsed 100 yards receiving on the day, marking only the second time in program history a trio of Bulldogs achieved that feat
- Became the ninth player in school history to record 100 or more receiving yards against the Tigers, setting a school record for yards against LSU
- Six of his catches were for first downs
- Went for 15+ yards on six of his receptions and 25+ yards on four
- On third downs, he caught all three of his targets for first downs, including two touchdowns

MITCHELL LED BULLDOG RECEIVERS IN 2019

WR **Osirus Mitchell** returns for his senior year after leading the Bulldogs in receiving yards (430) and touchdowns (6) in 2019. The six scoring grabs were a career high for Mitchell in a single season, topping his previous best of four in 2018.

- Most TD catches by a Bulldog in a single season since 2016
- Six TD catches of 20+ yards were the most by a Bulldog since at least 2000
- Six TD catches of 20+ yards were tied for second in the SEC and tied for sixth in the FBS
- Hands/drop grade from PFF (80.0) in 2019 ranks seventh among returning SEC wide receivers

NOTING JAVONTA PAYTON'S CAREER DAY AT LSU

- Became the 10th player in school history to record 100 or more receiving yards against the Tigers (122)
- Caught a career-high six passes for a career-high in yardage
- Matched his career-long reception (34)

SHRADER SHIFTS TO THE SLOT

Sophomore **Garrett Shrader** made the change from quarterback to wide receiver during preseason camp, and head coach **Mike Leach** has a history of successful position changes within his programs.

Red Raider legend Michael Crabtree was a quarterback in high school, but started running routes in his first season on campus. In two years in Lubbock, he set eight NCAA records. The two-time Biletnikoff winner and 2007 ESPN All-America Player of the Year still holds single-season records for receptions, receiving yards and receiving touchdowns at Texas Tech. He is second all-time in receiving yards and holds the career record for receiving touchdowns. He was the No. 10 overall pick in the 2009 NFL Draft.

Wide receiver Wes Welker was originally signed as a running back at Texas Tech, but made the transition prior to the 2001 season. Welker went on to post 3,069 career receiving yards. He went undrafted, but has the distinction of racking up the second-most all-purpose yards in NFL history by any player in his first three seasons. Welker also holds the NFL record for most receptions by an undrafted wide out.

Mickey Peters was also a quarterback during his freshman season at Tech in 2000. He went on to catch 196 passes in his career for 2,318 yards and 22 touchdowns after switching to receiver and later tight end for his senior season. Peters is seventh on the Red Raiders' all-time receiving touchdowns leaderboard.

SHRADER'S FRESHMAN SEASON

**Garrett Shrader**, an electric athlete, was one of nine Power 5 players, including three freshmen, to throw for 1,000+ yards and rush for 500+ yards in 2019. For the 2020 season, he has moved to wide receiver. Below is a look at Shrader's noteworthy numbers under center.

- 58.7 rushing yards per game in 2019 (2nd in SEC among QBs)
- Responsible for 14 touchdowns (8 passing, 6 rushing)
- Led MSU in rushing in four games (all vs. SEC)
- TD pass in five games (2 at Auburn, 1 at Tennessee, 1 vs. LSU, 3 at Texas A&M, 1 vs. ACU)
- Three touchdown passes at Texas A&M were a career high
- 19 of his 21 completions of 20+ yards came in SEC play
- Responsible for at least one touchdown in seven games
- Logged both a passing and rushing touchdown in a single game three times
- 34 runs for a first down (3rd in SEC among QBs)
- 30 runs for 10+ yards (Led SEC among QBs)
- Completed 51 passes for a first down and 54 for 10+ yards
- Completed 60+ percent of passes in five different games

MR. RELIABLE

WR **Austin Williams** has earned his reputation as "Mr. Reliable." Of Williams' 28 career receptions, 64.3 percent have led to a touchdown or first down.

Furthermore, Williams had the tenth-highest hands/drop grade among returning SEC players a year ago according to PFF (81.5) and the No. 5 grade among wide outs.

AUSTIN WILLIAMS' CAREER RECEPTIONS

Year	Rec.	TDs	1st	15+	25+
2020	7	1	2	0	0
2019	11	2	5	2	1
2018	10	3	5	4	2
Total	28	6	12	6	3



## E40 IS THE LEADER OF THE DEFENSE

LB **Erroll Thompson** led the Bulldogs in 2019 with 84 tackles, which ranks 11th in the conference among returning players. He is the SEC's active career leader with 227 tackles and was the only SEC defender to enter the 2020 season with 200 or more career tackles.

Thompson recorded seven or more tackles eight times last season, including three games with double-digit stops. He has posted seven or more tackles in 19 of his 40 career games, including 10 or more six times. He finished the 2019 season ranked second in the SEC in QB hits among linebackers (6), and he logged 38 total "stops" per PFF, which are tackles that constitute a "failure" for the offense.

Thompson was named to the 2020 preseason watch list for the Dick Butkus Award, which honors the nation's top linebacker at the high school, collegiate and professional levels as well as the SEC Coaches' Preseason All-SEC second team.

## THE MAYOR MAKING A MAJOR IMPACT

DE **Kobe Jones**, who is called "The Mayor" for his service efforts in the Starkville community, made a major impact for the Bulldogs down the stretch in 2019. Jones entered his senior season with 70 total tackles, 18.0 tackles for loss and 5.0 sacks. He collected 4.0 sacks a year ago, which ranked second on the team.

Jones was named to the preseason watchlist for the Wuerffel Trophy for the second straight year this summer. Known as "College Football's Premier Award for Community Service," the award exists to honor college football players who serve others, celebrate their positive impact on society, and inspire greater service in the world.

Jones actively volunteers time to the Starkville Cowboys little league football and Starkville High School football programs. He currently represent MSU on the SEC Football Leadership Council and attended the Black Student Athlete Summit in Austin, Texas, last year.

## KOBE JONES' LAST THREE GAMES

Opponent	Solo	Ast	Tkls	TFLs-Yds	Sacks-Yds
Abilene Christian	1	2	3	0.5-7	0.5-7
Ole Miss	1	3	4	0.5-5	0.5-5
Louisville	3	1	4	3.5-15	2.0-11
at LSU	0	3	3	0.5-3	0.5-3
<b>TOTAL</b>	<b>5</b>	<b>9</b>	<b>14</b>	<b>5.0-30</b>	<b>3.5-26</b>

## GRADING THE DEFENSE

State returns six of its top-10 graded defenders according to Pro Football Focus. LB Willie Gay Jr. and CB Cameron Dantzler were selected by the Kansas City Chiefs and Minnesota Vikings, respectively, in the NFL Draft. DE Chauncey Rivers has made the Baltimore Ravens practice squad and DE Fletcher Adams departed after graduation.

CB **Korey Charles** was the top-graded returner (76.7). S **Marcus Murphy** boasted the No. 6 coverage grade (85.6) among returning SEC players, and ranked second among safeties. S **Fred Peters** played corner last fall and posted the No. 5 pass rush grade (85.7) among returning corners in the conference.

DE **Marquiss Spencer** is one of 10 returning players in the league to have forced multiple fumbles in 2019. He also ranked fifth among returning players with eight QB hits last fall.

## THE NEW KIDS ARE ALRIGHT

A total of 16 newcomers made their MSU debuts last week against LSU, including six true freshmen.

- K **Brandon Ruiz** was perfect going 5-for-5 on extra point attempts and hitting field goals from 24, 35 and 43 yards out
- The graduate transfer from Arizona State also put eight of his nine kickoffs in the endzone for touchbacks
- WR **Tyrell Shavers** caught the second pass of his career, and first at MSU, for a 31-yard touchdown before adding a second reception.
- LB **Jordan Davis** had a key hit on the quarterback that led to an interception while totalling six tackles
- CB **Emmanuel Forbes** intercepted the final pass of the game. Tyrus Wheat picked up his first career sack and finished with four tackles
- RB **Jo'quavious Marks'** first career carry went for 11 yards and a first down

## FIRST-TIME STARTERS

The Bulldogs started 11 players against LSU who were making their first career start, six on offense and five on defense.

- LB **Aaron Brule**
- S **London Craft**
- OL **Charles Cross**
- CB **Esaías Furdge**
- WR **Malik Heath**
- OL **Kwatrivious Johnson**
- RB **Jo'quavious Marks**
- S **Fred Peters**
- WR **Tyrell Shavers**
- OL **Cole Smith**
- WR **Tyrus Wheat**

# OUTSIDE THE HUDDLE PROFILES

## #43 Paul Blackwell - LS

Both of his grandfathers – Milton Chandler and James Blackwell served in the military ... Enjoys fishing and boating ... Goal is to work as a petroleum engineer following his football career ... Also played soccer and baseball growing up ... Favorite NFL team is the New Orleans Saints ... Graduated with his degree in chemical engineering.

## #3 Aaron Brule - LB

From a military family ... Mother runs a branch of the U.S. Postal Service ... Said if he wasn't playing football, he'd be learning to run a USPS branch ... Climbed trees often as a kid and would cook eggs in the sun ... His nine best friends all play college football ... Says his calling is helping people in need and hopes to give back ... Wants to get into coaching ... Spends free time playing Madden.

## #47 Jace Christmann - K

Born John Christmann V ... His family did not call him John for the first month of his life to avoid the confusion of being a fifth-generation John ... His dad found the name Jace in an old book, which is derived from the initials J.C. ... Learned how to solve a Rubik's Cube over the 2018 season ... Runs a Twitter account dedicated to the Bulldog specialists (@4thDownDawgs).

## #3 K.J. Costello - QB

If he wasn't a football player, he'd be a professional golfer ... also enjoys ping pong, wakeboarding and snowboarding ... plans to attend law school ... sister ran a 2:45 in her first marathon and made the Olympic qualifying meet ... Graduated from Stanford with his degree in political science.

## #28 Londyn Craft - S

Chose to major in human development because he's always been able to connect with kids and was a babysitter while he was growing up ... Wants to work in the community at a YMCA ... Father, Douglas, played in the NFL ... Says his parents are his best friends ... Played soccer and ran track ... Also played hockey until second grade while living in New Mexico.

## #67 Charles Cross - OL

Nov. 25 birthday often falls on Thanksgiving ... Likes to hunt deer ... Played center in basketball as a kid ... Wants to go into real estate or own a trucking business ... Mother is a special education teacher ... Father works with special needs people at a mental hospital ... Is the youngest child in the family ... Says he can't cook, but his favorite meal is chicken and shrimp alfredo.

## #94 Jaden Crumedy - DT

Wants to work in construction design because he enjoys "hands-on" work ... Has two adopted younger sisters ... The youngest is five and is "super hyper and loves to sing" ... Stepfather taught him to grill ... Started playing football because his parents told him he was too big to just sit in the house ... Also played basketball.

## #25 Brad Cumbest - WR

Nickname is "Mule" because he's stubborn ... Avid fisher and hunter ... Also plays baseball for MSU ... Part of the Bulldogs' 2019 College World Series team ... Four different student-athletes from his high school have played in Omaha ... Fan of the country singer Alan Jackson and famous bullrider Lane Frost.

## #72 Brandon Cunningham - OL

Brought a carnival-style, blow-up alien to his freshman dorm ... Drives a motorcycle ... Said he's hunted just about everything you can except for quail ... Wants to own his own business ... Calls himself the Most Interesting Man in the World ... Mother builds Naval ships ... Played baseball and was a pitcher until eighth grade.

## #6 Jordan Davis - LB

Wants to design athletic wear after graduation ... Designs logos and draws cartoons in his free time ... Personal slogan is "No Matter What" and sketches logos using that phrase or "NMW" ... Mother works four jobs and owns a decorating business and his 15-year-old brother has started his own business as well.

## #42 Tucker Day - P

Enjoys singing and acting ... Several family members are actors ... Brother, Thomas, is on America's Got Talent this season ... Skilled at impersonating people and characters ... Avid hockey fan and enjoys playing hockey ... Big fan of the Nashville Predators and New York Rangers ... Was an amateur junior hockey player for the Nashville Junior Predators.

## #55 Greg Eiland - OL

Nickname is "Peewee" ... Enjoys being outdoors ... Avid hunter and fisher ... Rides bulls and horses ... Boston Red Sox fan ... Favorite NFL team is the Indianapolis Colts and is a big fan of Peyton Manning ... Also played baseball growing up ... Favorite candy is Reese's.

## #1 Martin Emerson - CB

Wants to be a football coach after college because he likes kids ... All of the Emerson children's names start with "M" ... Cousins, uncle and brother all share his middle name of "Lorenzo" ... Began playing football as a defensive end when he was four then moved to quarterback until high school ... Favorite class at State was on the history of MSU ... Has worn No. 1 for all but two seasons since peewee football ... Spends free time playing Call of Duty.

## #18 Cameron Gardner - WR

Nicknames are "Cam" and "Cam G" ... Starkville native reunited with former teammate Kobe Jones ... Lists the Philadelphia Eagles as his favorite NFL team and De'Andre Hopkins as his favorite player ... His brother (Navy) and nephew (Air Force) both served in the military ... Played baseball and basketball growing up ... Favorite candies are Swedish Fish and Mike N' Ikes ... Wants to serve as a secret service agent following his football career ... Lists his parents as the inspirational people in his life because "they've been through so much, and you wouldn't even know because they always have a smile on their face."

## #48 Scott Goodman - K

Is a triplet ... The only boy of the triplet set and was born second by a minute ... His older sister, Jamie, attends Ole Miss while his younger sister, Sydney, attends Auburn ... He did not grow up playing football, only starting his football career in high school ... Favorite NFL team is the New Orleans Saints ... Grew up playing soccer and baseball ... Likes to hunt and fish during his free time.

## #8 Kylin Hill - RB

Hidden talent is dancing and claims he is the best dancer on the team ... Favorite artist is NBA Youngboy ... Favorite candy is sour gummy worms ... Favorite NFL team is the New England Patriots.

## #69 Kwatrevious Johnson - OL

Nicknamed "Dolla Bill" because his grandmother had trouble pronouncing his name ... Teammates shortened nickname further to "Bill" ... Has a new puppy this season ... Plays for his mother who passed away two years ago from breast cancer ... Played baseball and was a pitcher and catcher in elementary school ... Favorite class was college algebra because he's pretty good at math.

## #84 Donte Jones - WR

Oldest player on the team ... Wants to work in real estate because he liked to drive around to look at houses as a kid ... Ran the open 400m, 4x200m and 4x400m relays and high jumped in high school ... Favorite class at MSU was an art class where he made a mosaic of Spongebob laughing ... Teammates would describe him as "goofy" and "always laughing".

## #52 Kobe Jones - DE

One of his former coaches gave him the nickname "Mayor of Starkville" over the 2018 season ... Has worn No. 52 since he was seven ... Favorite NFL team is the Dallas Cowboys ... Favorite television show is "Power" ... Favorite food is ribeye steak ... Helps coach the Starkville Cowboys, a local little league football team ... Graduated with his degree in business administration.

## #78 Scott Lashley - OL

Transferred to MSU to be closer to his family ... Favorite home cooked meal is his grandmother's fried catfish, mac and cheese and greens with pecan pie for dessert ... Enjoys spending time with his two-year-old son, Kingston ... Enjoys reading, especially history books ... Favorite author is Claude Anderson ... Graduated from Alabama with his degree in human environmental sciences.

## #50 Tre Lawson - DE

Enjoys playing with his dog, Buster, a lab ... Mother was a nurse, and Father was a Marine ... Nicknames are "Tre" or "Tre-ski" ... Wants to franchise restaurants after football.

## #21 Jo'quavious Marks - RB

Nickname is "Woody" ... Chose his number because the Cowboys' Ezekiel Elliot is his favorite player ... Favorite class he's taken is public speaking ... Wants to be an athletic trainer after football.

# OUTSIDE THE HUDDLE PROFILES

## #14 Jalen Mayden - QB

Nickname is "Moose" because as a kid he was "bigger than everyone like a moose" ... Talented piano player ... Makes Spotify playlists for his teammates ... Loves Southern soul food ... Brother, Jared, played in three national championship games at Alabama, winning one title in 2018 ... Favorite class in college was anatomy and physiology because he wants to be a chiropractor.

## #5 Osirus Mitchell - WR

Grandmother called him "Bam Bam" growing up because he tended to break and throw things ... Skilled cooked and painter ... Wanted to play basketball not football in college his entire high school career ... Only decided to pursue football after his senior year ... Addicted to white chocolate Hershey's and hot Cheetos ... Shares the same birthday (Sept. 15) with his mother and sister ... Enjoys fishing to relax ... Vikings' 2020 draft pick Cameron Dantzler lists Osirus as the teammate that inspires him most because of his "motor to go" that pushed Dantzler to also work harder.

## #29 C.J. Morgan - S

Played violin before he ever picked up football and continued to play the instrument up until the 9th grade ... Is the oldest of four siblings ... Before every game, listens to his "Old Vibes" playlist, which consists of 70s to 2000s R&B ... Active brother of the Phi Beta Sigma Fraternity ... Loves joking around with his friends ... Favorite artist is Drake ... Says he hates to hold hands with anyone because he has "really sweaty hands" ... Graduated with his degree in political science.

## #7 Marcus Murphy - S

Plays in honor of his mother Demetrick Murphy, who passed away unexpectedly in January 2019, and his son Mason ... Mason is battling a rare genetic abnormality and is searching for a bone marrow transplant ... Wears No. 7 because it "means everything" to his family ... Enjoys hunting in his spare time ... Favorite NFL team is the Atlanta Falcons ... Says his baseball skills are his hidden talent.

## #0 JaVonta Payton - WR

Nicknames are "JP" and "Tay" ... Oldest of 12 siblings ... Enjoys watching movies in his spare time and aspires to be a voice actor following his football career ... Enjoys watching old Disney shows to remind him of his childhood ... Can quote almost all of "Shrek" ... Teammates give him a hard time over how skinny he is ... Favorite NFL team is the Tennessee Titans ... Favorite candy is Reese's.

## #74 Nick Pendley - OL

Atlanta sports fan ... Uncle taught him to play guitar when he was in high school ... Favorite band is Metallica ... Once tried to play banjo, but it didn't work out ... Hopes to be a strength and conditioning coach after college ... Father was recruited by Mississippi State and Auburn.

## #38 Fred Peters - S

Wants to start his own business after college ... Wore No. 38 in junior college then was going to switch to No. 1, but former Bulldog Johnathan Abram talked him into keeping his number ... Also competed in track and field in high school, running the 100m and 200m along with the 4x100m and 4x200m relays and long jumping ... Started playing football because his cousin did in elementary school and played running back in high school ... Teammates describe him as being quiet.

## #22 Nathan Pickering - DT

Enjoys duck hunting and fishing ... Picked his guitar hobby back up over quarantine ... Grandfather was a mechanic and taught him to repair cars, which is how he decided to major in engineering ... Plans to work on pipelines after graduating ... Father is a retired veterinarian and is now a preacher.

## #12 Shawn Preston Jr. - S

Father was a high school football coach while he was growing up and would have him be a ball boy on the sidelines when he was four or five ... Both parents played college sports ... If he had to play another sport, he'd pick baseball but he quit in third grade because he got bored ... Also played soccer as a kid and was a striker ... Wants to be a high school athletic director.

## #2 Will Rogers - QB

Enjoys hunting and fishing ... Fan of Mexican food ... Entire family attended SEC schools for college ... Sister graduated from Ole Miss and is now a graduate student at Southern Miss ... Wears No. 2 because Derek Jeter wore it ... Father called plays for him in high school ... Plays cards against Austin Williams and says he always wins ... Also plays golf and has shot a 78.

## #63 LaQuinston Sharp - OL

Hopes to work in appliance repair ... Fixes cars ... Loves chocolate.

## #9 Tyrell Shavers - WR

Also played baseball and walked onto the team his first fall at Alabama ... Had offers to play baseball at South Alabama and Tulane ... Wants to be a high school athletic director ... Father played college football and his mother played basketball, cheered and ran track in college ... Graduated from Alabama with his degree in communication information sciences.

## #6 Garrett Shrader - WR

People around the football building say he's a grill-master ... Has three siblings ... Can solve a Rubik's Cube ... Working on getting his pilot's license ... Doesn't like closed-toe shoes and chooses to wear flip flops most of the time ... Buys all his clothes at Walmart ... Favorite NFL Player is Aaron Rodgers ... Doesn't really have social media (has a Twitter account, but not very active) ... Wore No. 6 in high school because he had to pick between that or No. 19 ... When he got to college he was offered the same two numbers to choose from ... Two-time state champion at Charlotte Christian ... Father played football and baseball at The Citadel.

## #57 Cole Smith - OL

Enjoys fishing in his spare time ... Wants to work in criminal justice ... Favorite class in college was government ... If he had to pick another sport, he'd play baseball and be an outfielder.

## #11 Geor'quarius Spivey - WR

His first name combines the beginning of his father's name, George ... His grandmother gave him the nickname "Monk" as a child because he was hyper and jumped around like a monkey ... Loves playing Fortnite and Madden in his free time ... Feels like he is the "greatest" on the team when it comes to gaming ... Enjoys shopping for new tennis shoes and cooking ... Favorite NFL players are Chad Johnson and Julio Jones ... Played basketball and ran track growing up ... Says his inspiration is his grandmother because she "influenced me to be a better person."

## #42 Marquiss Spencer - DE

Favorite hobby is traveling ... Has visited California, New York and Dubai ... Favorite location is California because he went to Hollywood ... Favorite subject in school was art and enjoys drawing ... Favorite food is meatlover's pizza ... Also was a shot putter in high school ... Nicknamed "MJ" by his family for his initials ... Teammates call him "Kebo," "Mo" and "Quiss".

## #40 Erroll Thompson - LB

Enjoys listening to music to get hyped on gamedays ... Favorite Mississippi State tradition is the Dawg Walk ... Doesn't like oranges, and says pineapple is the best fruit ... Is scared of birds ... Go-to breakfast on gamedays is an omelet ... Played baseball until his junior year of high school ... Claims he was a better baseball player than football player growing up ... Models his game after Luke Kuechly and Bobby Wagner ... Talks to his dad, a former Alabama State football player, after every game ... His father likes to watch game replays and will critique his game.

## #10 Kareem Walker - RB

Spends his free time watching football ... Wants to pursue a career in real estate or in the FBI ... Real estate is the family business and would allow him to travel ... Says Rome is the coolest place he's been because it was his first trip outside the United States and he appreciated seeing ancient history ... Wants to visit Dubai because he is a Muslim ... Teammates laugh at his New Jersey accent ... Said he was surprised by how much Southern people talk to you when he moved to Mississippi.

## #88 Powers Warren - WR

Nickname is "Powow" ... Born in Kansas City, Kansas ... His hidden talent is his ability to do a back flip ... Played basketball, hockey and soccer growing up ... His father is the former Chief Operating Officer of the Minnesota Vikings and the current commissioner of the Big Ten Conference.

## #85 Austin Williams - WR

Lived in Germany for two years when he was in the fourth and fifth grades ... Father was an Air Force fighter pilot ... Enjoys skydiving, fishing and grilling ... Reads a lot ... Sister is in medical school ... Graduated with his degree in finance.

## #22 Lee Witherspoon - RB

Favorite meal is shrimp alfredo, but De'Monte Russell does the cooking ... Wants to own a computer technology business after football and eventually work on video game development ... Fascinated by computers since he was a child ... Enjoys playing Call of Duty ... Ran track in high school and finished third at the state championships in the 100m where he came up 0.05 seconds behind Bulldog track athlete Okheme Moore.

# GAME 1

Mississippi State  
#6/5 LSU

44  
34

Sept. 26, 2020  
Tiger Stadium  
Baton Rouge, La.  
21,124

## Mississippi State

RUSHING	Att.	Gain	Lost	Net	TD	Long	Avg.
Kylin Hill	7	34	0	34	0	12	4.9
Jo'quavious Marks	3	15	0	15	0	11	5.0
TEAM	1	0	2	(-2)	0	0	(-2.0)
K.J. Costello	5	0	38	(-38)	0	0	(-7.6)

PASSING	Com	Att	Int	Yds	TD	Long	Sacks
K.J. Costello	36	60	2	623	5	75	5

RECEIVING	No.	Yds.	TD	Long
Kylin Hill	8	158	1	75
Osirus Mitchell	7	183	2	43
Austin Williams	7	57	1	14
JaVonta Payton	6	122	0	34
Tyrell Shavers	2	68	1	37
Cameron Gardner	2	35	0	24
Dillon Johnson	1	4	0	4
Malik Heath	1	1	0	1
Jo'quavious Marks	1	(-2)	0	0
Kwatrivous Johnson	1	(-3)	0	0

PUNTING	No.	Yds.	Avg.	Long	I20	TB
Tucker Day	2	95	47.5	58	0	0
Reed Bowman	1	39	39.0	39	1	0

FIELD GOALS	Att.	Made	Long	KICKS
Brandon Ruiz	3	3	43	made 35, made 24, made 43

ALL RETURNS	No.	Yds.	Lg.	No.	Yds.	Lg.	No.	Yds.	Lg.
Emmanuel Forbes	0	0	0	0	0	0	1	0	0
Esaiaas Furdge	0	0	0	0	0	0	1	20	20

## LSU

RUSHING	Att.	Gain	Lost	Net	TD	Long	Avg.
Chris Curry	9	47	0	47	0	12	5.2
Ty Davis-Price	11	43	0	43	0	7	3.9
John Emery	7	27	0	27	0	10	3.9
Myles Brennan	11	8	45	(-37)	0	4	(-3.4)

PASSING	Com	Att	Int	Yds	TD	Long	Sacks
Myles Brennan	27	46	2	345	3	47	7

RECEIVING	No.	Yds.	TD	Long
Terrace Marshall Jr.	8	122	2	37
Jaray Jenkins	5	85	0	47
Arik Gilbert	4	37	1	16
Racey McMath	3	50	0	28
John Emery	3	25	0	11
Jontre Kirklin	1	12	0	12
Kayshon Boutte	1	6	0	6
Koy Moore	1	5	0	5
Trey Palmer	1	3	0	3

PUNTING	No.	Yds.	Avg.	Long	I20	TB
Zach Von Rosenberg	7	346	49.4	58	5	0

FIELD GOALS	Att.	Made	Long	KICKS
Cade York	2	2	40	made 26, made 40

ALL RETURNS	No.	Yds.	Lg.	No.	Yds.	Lg.	No.	Yds.	Lg.
Trey Palmer	1	-2	0	1	16	16	0	0	0
Jabril Cox	0	0	0	0	0	0	1	14	14
Eli Ricks	0	0	0	0	0	0	1	0	0

## State Shocks No. 6/Defending National Champ LSU

The Mike Leach era of Mississippi State football was ushered in on Saturday afternoon as a record-setting day for **K.J. Costello** propelled the Bulldogs over the defending national champions, No. 6 LSU, 44-34, at Tiger Stadium. The win marked the first time a defending national champion lost its season opener since 1998 and snapped the longest active win streak in the country. It was also MSU's highest-ranked road win in program history. The Bulldogs came away with just their second win in Baton Rouge since 1992. State grabbed their first lead of the game near the end of the first quarter, when a 12-play, 66-yard drive culminated in a **Brandon Ruiz** 35-yard field goal. The lead would change four times in the second quarter, with the Bulldogs landing on top heading into the locker room. With 5:20 on the clock, **Kylin Hill** scampered 12 yards to the MSU 37-yard line before Costello found **Osirus Mitchell** from 43 yards out, giving the Bulldogs a 17-14 advantage. The Tigers' largest lead came in the third quarter, when Myles Brennan connected with Terrace Marshall on a 37-yard pass for a 24-20 lead. A 75-yard strike from Costello to Hill on the ensuing drive was all it took for the Maroon and White to regain the lead. With the score even at 34-34 in the fourth, a Ruiz 43-yard field goal and Mitchell's 24-yard touchdown reception gave the Bulldogs the lead for good. On LSU's (0-1) final drive of the game, **Emmanuel Forbes** intercepted Myles Brennan's pass in the end zone to secure the victory for State. **Shawn Preston Jr.** led the Bulldogs with 11 tackles, ignited by six solo stops. **Aaron Brule** and **Erroll Thompson** followed with 10 tackles and one sack a piece. Mississippi State racked up seven sacks, including two contributed by **Marquiss Spencer** for a loss of 10 yards..

Mississippi State	3	14	10	17	44
LSU	0	14	10	10	34

1st	04:47	MS	Brandon Ruiz 35 yd field goal
2nd	09:45	LSU	Jabril Cox 14 yd interception return (Cade York kick)
	07:45	MS	Tyrell Shavers 31 yd pass from K.J. Costello (Brandon Ruiz kick)
	05:20	LSU	Arik Gilbert 2 yd pass from Myles Brennan (Cade York kick)
	02:27	MS	Osirus Mitchell 43 yd pass from K.J. Costello (Brandon Ruiz kick)
3rd	09:33	LSU	Cade York 26 yd field goal
	06:23	MS	Brandon Ruiz 24 yd field goal
	05:01	LSU	Terrace Marshall Jr. 37 yd pass from Myles Brennan (Cade York kick)
	04:46	MS	Kylin Hill 75 yd pass from K.J. Costello (Brandon Ruiz kick)
4th	14:14	MS	Austin Williams 9 yd pass from K.J. Costello (Brandon Ruiz kick)
	11:01	LSU	Terrace Marshall Jr. 33 yd pass from Myles Brennan (Cade York kick)
	09:37	LSU	Cade York 40 yd field goal
	07:27	MS	Brandon Ruiz 43 yd field goal
	03:39	MS	Osirus Mitchell 24 yd pass from K.J. Costello (Brandon Ruiz kick)

## Team Stats

	MSU	LSU
FIRST DOWNS	24	25
Rushing	2	8
Passing	22	16
Penalty	0	1
NET YARDS RUSHING	9	80
Rushing Attempts	16	38
Average Per Rush	0.6	2.1
NET YARDS PASSING	623	345
Completions-Attempts-Int	36-60-2	27-46-2
Average Per Attempt	10.4	7.5
Average Per Completion	17.3	12.8
TOTAL OFFENSE YARDS	632	425
Total Offense Plays	76	84
Average Gain Per Play	8.3	5.1
Fumbles: Number-Lost	2-2	0-0
Penalties: Number-Yards	7-40	7-31
PUNTS-YARDS	3-134	7-346
KICKOFFS-YARDS	9-585	7-455
Punt Returns: Number-Yards-TD	0-0-0	1-(-2)-0
Kickoff Returns: Number-Yds-TD	0-0-0	1-16-0
Interceptions: Number-Yds-TD	2-20-0	2-14-1
Fumble Returns: Number-Yds-TD	0-0-0	0-0-0
Possession Time	30:28	29:32
Third-Down Conversions	8 of 16	5 of 17
Fourth-Down Conversions	0 of 0	1 of 1
Red-Zone Scores-Chances	4-4	3-3
Sacks By: Number-Yards	7-45	5-38
PAT Kicks	5-5	4-4
Field Goals	3-3	2-2
Points Off Turnovers	7	17

# 2020 MISSISSIPPI STATE ROSTER

No.	Name	Pos.	Ht.	Wt.	Cl.	Exp.	Hometown (Previous School)
0	JaVonta Payton	WR	6-1	180	Sr.	1L	Nashville, Tenn. (Northwest Mississippi CC)
1	Martin Emerson	CB	6-2	195	So.	1L	Pensacola, Fla. (Pine Forest)
2	Will Rogers	QB	6-2	205	Fr.	HS	Brandon, Miss. (Brandon)
2	Tyrus Wheat	LB	6-2	260	Jr.	JC	Amite, La. (Copiah-Lincoln [Miss.] CC)
3	Aaron Brule	LB	6-1	230	So.	1L	New Orleans, La. (Archbishop Rummel)
3	K.J. Costello	QB	6-5	225	Sr.	GTR	Rancho Santa Margarita, Calif. (Stanford)
4	Malik Heath	WR	6-3	215	Jr.	JC	Jackson, Miss. (Copiah-Lincoln [Miss.] CC)
4	Izuchukwu King Ani	DE	6-4	255	RFr.	RS	Hendersonville, Tenn. (Davidson Academy)
5	Osirus Mitchell	WR	6-5	210	Sr.	3L	Sarasota, Fla. (Booker)
6	Jordan Davis	LB	6-4	260	Jr.	JC	Memphis, Tenn. (Copiah-Lincoln [Miss.] CC)
6	Garrett Shrader	WR	6-4	215	So.	1L	Charlotte, N.C. (Charlotte Christian)
7	Marcus Murphy	S	6-1	200	Jr.	2L	West Point, Miss. (West Point)
8	Kylin Hill	RB	5-11	210	Sr.	3L	Columbus, Miss. (Columbus)
8	Brandon Ruiz	K	5-10	180	RJr.	GTR	Tempe, Ariz. (Arizona State)
9	De'Monte Russell	LB	6-4	250	RFr.	RS	Jackson, Miss. (Provine)
9	Tyrell Shavers	WR	6-6	200	Jr.	GTR	Lewisville, Texas (Alabama)
10	Kareem Walker	RB	6-2	220	Sr.	SQ	Irvington, N.J. (Fort Scott [Kan.] CC)
11	Geor'quarius Spivey	WR	6-5	240	So.	1L	Monroe, La. (Richwood)
12	Shawn Preston Jr.	S	6-0	210	So.	1L	St. James, La. (St. James)
13	Emmanuel Forbes	CB	6-0	180	Fr.	HS	Grenada, Miss. (Grenada)
13	Kyziah Pruitt	WR	5-10	205	RFr.	RS	Macon, Miss. (Noxubee County)
13	Tyler Williams	CB	6-2	175	Jr.	2L	Oxford, Miss. (Lafayette)
14	Jalen Mayden	QB	6-2	220	So.	SQ	Sachse, Texas (Sachse)
14	Nathaniel Watson	LB	6-2	250	So.	1L	Maplesville, Ala. (Maplesville)
15	Jack Harris	DE	6-3	250	RFr.	RS	Sumrall, Miss. (Oak Grove)
16	Korey Charles	CB	5-10	185	Sr.	3L	Miami, Fla. (North Florida Christian)
16	Allan Walters	QB	6-2	210	RSo.	TR	Chatham, N.J. (Vanderbilt)
17	Caleb Ducking	WR	6-5	200	Jr.	JC	Rolling Fork, Miss. (Holmes [Miss.] CC)
17	Aaron Odom	DE	6-3	275	Jr.	1L	Jackson, Miss. (Callaway)
18	Cameron Gardner	WR	6-4	220	So.	1L	Starkville, Miss. (Starkville)
19	Collin Duncan	S	6-0	205	So.	SQ	Montgomery, Ala. (St. James)
19	Justin Stolberg	QB	6-1	190	RJr.	JC	Covington, La. (Butler [Kan.] CC)
20	Kyle Cass	CB	6-2	195	Jr.	JC	New Orleans, La. (Mississippi Delta CC)
20	Trip Wilson	WR	6-2	190	Fr.	HS	Tupelo, Miss. (Tupelo)
21	Jo'quavious Marks	RB	5-10	195	Fr.	HS	Atlanta, Ga. (Carver)
21	Jaylon Reed	CB	6-0	185	So.	SQ	Olive Branch, Miss. (Olive Branch)
22	Nathan Pickering	DT	6-4	310	So.	1L	Mount Olive, Miss. (Seminary)
22	Lee Witherspoon	RB	5-10	195	So.	1L	Birmingham, Ala. (North Jackson)
23	Dillon Johnson	RB	6-0	215	Fr.	HS	Greenville, Miss. (Saint Joseph)
23	J.P. Purvis	S	6-1	220	RFr.	RS	Pelahatchie, Miss. (Pelahatchie Attendance Center)
24	Christian Ford	WR	5-11	170	So.	JC	Atlanta, Ga. (Iowa Central CC)
24	Dylan Lawrence	S	6-4	195	RFr.	RS	George County, Miss. (George County)
25	Somon Anderson	S	6-0	200	Jr.	SQ	New Orleans, La. (Brother Martin)
25	Brad Cumbest	WR	6-5	245	So.	1L	Hurley, Miss. (East Central)
26	Aadreekis Conner	S	6-2	210	Jr.	1L	Port Gibson, Miss. (Port Gibson)
27	Esaiaas Furdge	CB	6-0	185	So.	SQ	Clarksdale, Miss. (Clarksdale)
28	Londyn Craft	S	6-0	200	Jr.	SQ	Rio Rancho, N.M. (IMG Academy)
29	C.J. Morgan	S	6-0	200	Sr.	3L	Bossier City, La. (Parkway)
30	Decameron Richardson	CB	6-2	180	Fr.	HS	Cullen, La. (Bossier)
31	Malik Sanders	CB	5-11	165	Jr.	SQ	Greenville, Miss. (Northwest Mississippi CC)
31	Jaden Walley	WR	6-0	180	Fr.	HS	D'Iberville, Miss. (D'Iberville)
32	J.J. Jernighan	RB	5-11	205	Jr.	JC	Amory, Miss. (Copiah-Lincoln [Miss.] CC)
32	Cam Threatt	CB	6-0	165	Fr.	HS	Lewisburg, Miss. (Lewisburg)
33	Omni Wells	RB	5-10	195	Jr.	JC	Moss Point, Miss. (Mississippi Gulf Coast CC)
34	Sherman Timbs	DE	6-2	270	Jr.	1L	Indianola, Miss. (Indianola Academy)
35	Landon Guidry	S	6-0	195	Jr.	2L	Spring Hill, Tenn. (Independence)
36	Janari Dean	S	5-11	190	Fr.	HS	Batesville, Miss. (South Panola)
36	Jay Jimison	CB	6-0	195	Jr.	RS	Forest, Miss. (Copiah-Lincoln [Miss.] CC)
37	Tucker Day	P	6-0	210	Jr.	2L	Brentwood, Tenn. (Brentwood)
37	Haze Greer	WR	6-3	210	RFr.	RS	Centreville, Miss. (Centreville Academy)
38	Fred Peters	S	5-10	210	Sr.	1L	Columbia, Miss. (Jones College)
39	Javorrius Selmon	CB	5-10	185	Fr.	HS	Jackson, Miss. (Provine)
40	Erroll Thompson	LB	6-1	250	Sr.	3L	Florence, Ala. (Florence)



# 2020 MISSISSIPPI STATE ROSTER

No.	Name	Pos.	Ht.	Wt.	Cl.	Exp.	Hometown (Previous School)
41	Colby Cox	LS	6-1	240	Fr.	HS	Woodstock, Ga. (Woodstock)
41	Cody Swanson	S	6-0	190	RFr.	RS	Madison, Miss. (Madison-Ridgeland Academy)
42	Marquiss Spencer	DE	6-4	300	Sr.	3L	Greenwood, Miss. (Greenwood)
43	Paul Blackwell	LS	5-10	205	Sr.	1L	Pascagoula, Miss. (Resurrection Catholic)
44	Jett Johnson	LB	6-2	235	So.	SQ	Tupelo, Miss. (Tupelo)
45	Devon Robinson	DT	6-4	300	So.	SQ	Memphis, Tenn. (Whitehaven)
46	Jamari Stewart	DE	6-4	200	Fr.	HS	Fort Pierce, Fla. (Centennial)
47	Jace Christmann	K	6-0	195	Sr.	3L	Houston, Texas (Memorial)
47	Camp Tice	WR	6-4	195	RFr.	RS	Hattiesburg, Miss. (Presbyterian Christian School)
48	Scott Goodman	K	5-10	200	Jr.	2L	Brandon, Miss. (Brandon)
49	Aidan Martin	K	6-1	215	Fr.	HS	Houston, Texas (Klein Cain)
50	Tre Lawson	DE	6-5	265	Jr.	JC	North Augusta, S.C. (Mississippi Gulf Coast CC)
51	Reed Buys	OL	6-4	285	So.	JC	Vicksburg, Miss. (Jones College)
51	R.J. Jennings	LB	6-0	235	Sr.	1L	Birmingham, Ala. (Briarwood Christian)
52	Grant Jackson	OL	6-6	325	Fr.	HS	Brookhaven, Miss. (West Lincoln)
52	Kobe Jones	DE	6-4	260	Sr.	2L	Starkville, Miss. (Starkville)
53	Joseph Garner	LB	6-3	220	So.	SQ	Ridgeland, Miss. (St. Andrew's Episcopal)
54	Rodney Groce Jr.	LB	6-2	245	Fr.	HS	Pleasant Grove, Ala. (Pleasant Grove)
55	Greg Eiland	OL	6-8	335	Sr.	3L	Philadelphia, Miss. (Philadelphia)
56	Dareuan Parker	OL	6-4	355	Sr.	3L	Olive Branch, Miss. (DeSoto Central)
57	John Garner	LB	6-4	225	So.	SQ	Ridgeland, Miss. (St. Andrew's Episcopal)
57	Cole Smith	OL	6-3	305	So.	SQ	Pontotoc, Miss. (LSU)
58	Kameron Jones	OL	6-5	305	So.	SQ	Starkville, Miss. (Starkville)
60	William Ryland	OL	6-2	275	RFr.	RS	Fairhope, Ala. (Fairhope)
62	Matt Stanic	OL	6-4	345	Sr.	SQ	Madison, Miss. (Madison Central)
63	LaQuinston Sharp	OL	6-3	300	Sr.	1L	Columbus, Miss. (East Mississippi CC)
65	JT Zakkak	OL	6-3	285	Fr.	HS	Gulfport, Miss. (Gulfport)
67	Charles Cross	OL	6-5	290	RFr.	RS	Laurel, Miss. (Laurel)
68	Hayes Hammond	LS	5-10	190	Fr.	HS	Tupelo, Miss. (Tupelo)
69	Kwatrivous Johnson	OL	6-7	315	So.	SQ	Greenwood, Miss. (Greenwood)
70	Ramble Johnson	OL	6-4	275	Jr.	JC	Purvis, Miss. (Northwest Mississippi CC)
71	James Jackson	OL	6-3	330	Jr.	2L	Pascagoula, Miss. (Pascagoula)
72	Brandon Cunningham	OL	6-4	300	RFr.	RS	St. Martin, Miss. (St. Martin)
74	Nick Pendley	OL	6-4	315	RFr.	RS	Canton, Ga. (Creekview)
75	Calvin McMillian	OL	6-5	325	Fr.	HS	Houston, Miss. (Houston)
78	Scott Lashley	OL	6-7	315	Sr.	GTR	West Point, Miss. (Alabama)
80	Jay Banks	WR	6-2	225	Sr.	TR	Olive Branch, Miss. (Louisville)
81	Lideatrick Griffin	WR	5-10	175	Fr.	HS	Philadelphia, Miss. (Philadelphia)
82	Rufus Harvey	WR	5-10	160	Fr.	HS	Starkville, Miss. (Starkville)
83	Quinton Torbor	WR	6-1	195	RFr.	RS	Destrehan, La. (Destrehan)
84	Dontea Jones	WR	6-4	230	Sr.	3L	McCool, Miss. (Jireh [N.C.] Prep)
85	Austin Williams	WR	6-3	200	Jr.	2L	Ocean Springs, Miss. (Ocean Springs)
86	Jordon Hoyer	WR	6-0	200	RJr.	RS	Fairburn, Ga. (Creskide)
87	Bo Brooks	WR	6-1	185	So.	JC	Madison, Miss. (Copiah-Lincoln [Miss.] CC)
88	Powers Warren	WR	6-3	235	Jr.	1L	Minnetonka, Minn. (Minnetonka Senior)
89	Carson Banks	WR	5-10	165	Jr.	JC	Brandon, Miss. (Northeast Mississippi CC)
89	Brodie King	WR	5-10	185	Jr.	JC	Biloxi, Miss. (Jones College)
90	Armondous Cooley	DT	6-2	305	Fr.	HS	Shubuta, Miss. (Wayne County)
91	Nolan McCord	K	6-0	170	Fr.	HS	Lilburn, Ga. (Parkview)
92	Jevon Banks	DE	6-2	285	Fr.	HS	Olive Branch, Miss. (Olive Branch)
93	Cameron Young	DT	6-3	320	So.	1L	Crosby, Miss. (Franklin County)
94	Jaden Crumedy	DT	6-5	300	So.	1L	Hattiesburg, Miss. (Oak Grove)
95	Allen Love	DT	6-2	285	So.	SQ	Birmingham, Ala. (Louisville)
97	Reed Bowman	P	6-0	200	Sr.	SQ	Magnolia, Texas (Texas Tech)

## PRONUNCIATION GUIDE

0	JaVonta Payton	ja-VON-tay	21	Jo'quavious Marks	jo-QUAY-vee-US	69	Kwatrivous Johnson	Kwa-TRAY-vee-us
3	Aaron Brule	BREW-lay	27	Esaias Furdge	ee-ZAH-yahs	77	Cordavien Suggs	COR-day-vee-uhn
4	Izuchukwu King Ani	Iz-ooh-choo-kwoo	32	Cam Threatt	threet	81	Lideatrick "Tulu" Griffin	T00-loo
5	Osirus Mitchell	o-SIGH-russ	40	Erroll Thompson	AIR-uhl	84	Dontea Jones	DAH-N-tay
9	De'Monte Russell	DUH-mahn-tay	47	Jace Christmann	CHRIST-man			
11	Geor'quarius Spivey	ja-QUARE-ee-US	55	Greg Eiland	island			
13	Kyziah Pruitt	KUH-zeye-uh	56	Dareuan Parker	DARE-ee-un			

THE LAST TIME *MISSISSIPPI STATE...*

TEAM

Defense

Held opponent to 10 or fewer first downs	at Arkansas, 2019 (10)
Held opponent to 0 or fewer yards rushing	vs. Iowa, 2018 (-15 yds, 20 att.)
Held opponent to 25 or fewer yards rushing	vs. Iowa, 2018 (-15 yds, 20 att.)
Held opponent to 50 or fewer yards rushing	vs. Abilene Christian, 2019 (27 yds, 28 att.)
Held opponent to 50 or fewer yards passing	vs. Charleston Southern, 2017 (15)
Held opponent to 100 or fewer yards passing	at LSU, 2020 (80 yds, 28 att.)
Held opponent to 100 or fewer yards passing	vs. Louisiana Tech, 2018 (98)
Held opponent to 100 or fewer yards total offense	vs. Charleston Southern, 2017 (33)
Held opponent to 200 or fewer yards total offense	vs. Iowa, 2018 (199)
Held opponent to 250 or fewer yards total offense	vs. Iowa, 2018 (199)
Held opponent to 300 or fewer yards total offense	vs. Abilene Christian, 2019 (282)
Recorded six+ takeaways:	at Kentucky, 2007 (6)
Recorded five+ takeaways:	vs. Arkansas, 2012 (5)
Intercepted five+ passes	at Memphis, 2002 (5)
Intercepted four+ passes	at Middle Tennessee, 2009 (4)
Intercepted three+ passes	vs. Louisville, 2017 (4)
Returned three+ interceptions for TDs:	vs. Arkansas State, 1994 (Walt Harris - 41; Jimmy Lipscomb - 28; Dwayne Curry - 29)
Returned two+ interceptions for TDs:	vs. Jackson State, 2012 (Darius Slay - 52, Matthew Wells - 22)
Returned one interception for a TD:	at Arkansas, 2019 (32 yards by Marcus Murphy)
Two players had 2+ interceptions	at Middle Tennessee, 2009 (Corey Broomfield - 2; Johnthan Banks - 2)
Returned a fumble for a TD:	at Louisiana Tech, 2017 (90 yards by Jeffery Simmons)
Scored a safety	vs Charleston Southern, 2017 (2)
Scored two+ safeties	vs. Charleston Southern, 2017 (2)
Recorded nine+ sacks	at Ole Miss, 1996 (9.0)
Recorded eight+ sacks	vs. Oklahoma State, 1999 (8.0)
Recorded seven+ sacks	at LSU, 2020 (7.0)
Recorded six+ sacks	at LSU, 2020 (7.0)
Recorded five+ sacks	at LSU, 2020 (7.0)
Did not record a sack	at Arkansas, 2019
Recorded 10+ tackles for loss	vs. Louisville, 2019 (12)
Had four players record 10+ tackles	vs. Texas A&M, 2012 (B. McKinney, C. Lawrence, N. Whitley, M. Wells)
Had three players record 10+ tackles	at LSU, 2020 (S. Preston Jr., A. Brule, E. Thompson)
Had two players record 10+ tackles	at LSU, 2020 (S. Preston Jr., A. Brule, E. Thompson)

Passing

Had 500+ yards passing	at LSU, 2019 (623)
Had 450+ yards passing	at LSU, 2020 (623)
Had 400+ yards passing	at LSU, 2020 (623)
Had 300+ yards passing	at LSU, 2020 (623)
Had 200+ yards passing	at LSU, 2020 (623)
Had 60+ pass attempts	at LSU, 2020 (60)
Had 50+ pass attempts	at LSU, 2020 (60)
Had 40+ pass attempts	at LSU, 2020 (60)
Had 30+ pass attempts	at LSU, 2020 (60)
Had 35+ pass completions	at LSU, 2020 (36)
Had 30+ pass completions	at LSU, 2020 (36)
Had 25+ pass completions	at LSU, 2020 (36)
Had 20+ pass completions	at LSU 2020 (36)
Had five+ passing TDs	at LSU, 2020 (5)
Had four+ passing TDs	at LSU, 2020 (5)
Had three+ passing TDs	at LSU, 2020 (5)

Rushing

Had 400+ yards rushing	at Arkansas, 2019 (460)
Had 300+ yards rushing	Abilene Christian, 2019 (372)
Had 250+ yards rushing	Abilene Christian, 2019 (372)
Had 70+ rushing attempts	Arkansas, 2010 (70)
Had 60+ rushing attempts	Ole Miss, 2017 (62)
Had 50+ rushing attempts	at Arkansas, 2019 (57)
Had seven+ rushing TDs	Middle Tennessee State, 2010 (7)
Had six+ rushing TDs	Louisiana, 2018 (6)
Had five+ rushing TDs	Louisiana, 2018 (6)
Had four+ rushing TDs	at Arkansas, 2019 (4)
Had three+ rushing TDs	Ole Miss, 2019 (3)
Had two+ players with 100 yards rushing	at Arkansas, 2019 (Kylin Hill - 234, Nick Gibson - 129)
Had three+ players with 100 yards rushing	ULM, 1996 (Tony Buckhalter 119, Nakia Greer 110, Robert Isaac 103)

Receiving

Had two players with 100+ yards receiving	at LSU, 2020 (Kylin Hill, 158; Osirus Mitchell, 183; JaVonta Payton, 122)
Had three players with 100+ yards receiving	at LSU, 2020 (Kylin Hill, 158; Osirus Mitchell, 183; JaVonta Payton, 122)
Had 10+ different receivers catch a pass	at LSU, 2020 (10)
Had eight+ different receivers catch a pass	at LSU, 2020 (10)

Total Offense/Scoring

Had 600+ yards total offense	at LSU, 2020 (632)
Had 550+ yards total offense	at LSU, 2020 (632)
Had 500+ yards total offense	at LSU, 2020 (632)
Had 400+ yards total offense	at LSU, 2020 (632)
Had 85+ plays total offense	vs. Ole Miss, 2017 (94)
Had 80+ plays total offense	vs. Ole Miss, 2017 (94)
Had 75+ plays total offense	at LSU, 2020 (76)
Had 40 minutes+ of possession time:	at Arkansas, 2019 (40:09)
Had 35 minutes+ of possession time:	at Arkansas, 2019 (40:09)
Had 30+ first downs:	vs. BYU, 2017 (35)
Had 20+ first downs:	at LSU, 2020 (24)
Scored 60+ points	vs. Stephen F. Austin, 2018 (63)
Scored 50+ points	at Arkansas, 2019 (54)
Scored 40+ points	at LSU, 2020 (44)
Scored 30+ points	at LSU, 2020 (44)
Scored a two-point conversion passing	vs. Arkansas, 2016 (Nick Fitzgerald to Fred Ross)
Scored a two-point conversion rushing	vs. Ole Miss, 2017 (Keytaon Thompson rush)
Attempted a two-point conversion	at Texas A&M, 2019 (pass unsuccessful)
Was held scoreless	at Alabama, 2018 (0-24)
Was held scoreless at Scott Field	vs. LSU, 2007 (0-45)
Was held scoreless on the road	at No. 1 Alabama, 2018 (0-24)
Was held scoreless at a non-campus site	vs. Florida, 1989 (21-0 in Tampa, Fla.)
Allowed 60+ points	vs. South Carolina, 1995 (65)
Allowed 50+ points	at Auburn, 2019 (56)
Allowed 40+ points	at Texas A&M, 2019 (49)
Allowed 30+ points	at LSU, 2020 (34)
Held opponent scoreless	vs. Charleston Southern, 2017 (49-0)
Held opponent scoreless at Scott Field	vs. Charleston Southern, 2017 (49-0)
Held opponent scoreless on the road	at South Carolina, 1998 (38-0)
Held opponent scoreless at neutral site	vs. Kansas, 1981 Hall of Fame Bowl (10-0)
Held two opponents scoreless in one season	2014
Held three opponents scoreless in one season	1963
Held an SEC opponent scoreless	vs. Vanderbilt, 2014 (51-0)
Held two SEC opponents scoreless in one season	1998
Held opponent without a touchdown	at Ole Miss, 2018 (35-3)
Held opponent without an offensive touchdown	at Ole Miss, 2018 (35-3)
Had 20+ penalties:	vs. Clemson, 1999 (21)
Had 10+ penalties:	vs. LSU, 2019 (13)
Had 100+ yards in penalties:	vs. LSU, 2019 (109)
Had 300-yard passer and 100-yard rusher in a game:	vs. BYU, 2001 (Kevin Fant 346 pass & Dizenzo Miller 119 rush)
Had 100-yard receiver and 100-yard rusher in a game:	vs. Stephen F. Austin, 2018 (Osirus Mitchell 114 receiving & Keytaon Thompson 109 rush)

Turnovers

Committed eight+ turnovers	at Arkansas, 2003 (8)
Committed seven+ turnovers	vs. LSU, 2007 (7)
Had five+ fumbles	vs. Georgia Tech, 2009 (5)
Lost four+ fumbles	vs. Georgia Tech, 2009 (4)
Lost three+ fumbles	vs. Ole Miss, 2017 (3)
Had four+ passes intercepted	at LSU, 2018 (4)
Had three+ passes intercepted	at Tennessee, 2019 (3)
Did not commit a turnover	vs. Southern Miss, 2019 (0)
Did not cause a turnover	vs. Alabama, 2019 (0)

Special Teams

Returned a punt for a TD	vs. UMass, 2017 (Dedrick Thomas - 82)
Returned a blocked punt for a TD	at Louisiana Tech, 2017 (Jeffery Simmons - 90)
Returned a kickoff for a TD	at Southern Miss, 2015 (Brandon Holloway - 100)
Returned a blocked FG for a TD	vs. Southern Miss, 2014 (Jay Hughes - 70)
Returned a blocked PAT kick	vs. Texas A&M, 2000 (Julius Griffith)
Blocked one punt	at Louisiana Tech, 2017 (Jeffery Simmons)
Blocked two punts	vs. LSU, 1999 (Robert Bean, Eugene Clinton, Rob Knight)
Blocked three punts	vs. LSU, 1999 (Robert Bean, Eugene Clinton, Rob Knight)
Blocked a field goal	vs. Miami (Ohio), 2016 (Nelson Adams)
Blocked a PAT kick	vs. Miami (Ohio), 2016 (Johnathan Calvin)
Punted 10+ times	at Ole Miss, 2008 (10)
Did not punt	vs. Troy, 2013
Had a punt blocked	at Texas A&M, 2017 (Armani Watts)
Had a field goal blocked	at Arkansas, 2013 (Devon Bell 28-yard attempt)
Had a kicking PAT blocked	at Louisiana Tech, 2017
Missed a kicking PAT	at Auburn, 2019
Recovered an onside kick	at Texas A&M, 2017

INDIVIDUAL

Defense

Intercepted three+ passes:	Mark McLaurin vs. Louisville, 2017 (3)
Intercepted two+ passes:	Mark McLaurin vs. Louisville, 2017 (3)
Recovered two+ fumbles:	Leo Lewis at Auburn, 2019 (2)
Forced two+ fumbles:	Tim Washington at Auburn, 2019 (2)
Recorded five+ sacks:	Greg Favors at Ole Miss, 1996 (5.5)
Recorded three+ sacks:	Montez Sweat vs. Auburn, 2018 (3.0)
Recorded two+ sacks:	Marquiss Spencer at LSU, 2020 (2.0)
Recorded five+ tackles for loss:	Deljuan Robinson vs. Auburn, 2006 (5.0)
Recorded three+ tackles for loss	Kobe Jones vs. Louisville, 2019 (3.5)
Recorded 20+ tackles:	Mario Haggan vs. Arkansas, 2000 (20)
Recorded 10+ tackles:	Shawn Preston Jr. (11), Aaron Brule (10), and Erroll Thompson (10) at LSU, 2020
Recorded 10+ tackles in back-to-back games:	Beniquez Brown, 2015 (Two Straight) vs. Alabama (11), at Arkansas (12)
Returned an interception for a touchdown:	Marcus Murphy at Arkansas, 2019 (1)

Passing

Passed for 450+ yards:	K.J. Costello at LSU, 2020 (623)
Passed for 400+ yards:	K.J. Costello at LSU, 2020 (623)
Passed for 300+ yards:	K.J. Costello at LSU, 2020 (623)
Passed for 250+ yards:	K.J. Costello at LSU, 2020 (623)
Passed for 200+ yards:	K.J. Costello at LSU, 2020 (623)
Attempted 45+ passes:	K.J. Costello at LSU, 2020 (60)
Attempted 35+ passes:	K.J. Costello at LSU, 2020 (60)
Completed 30+ passes	K.J. Costello at LSU, 2020 (36)
Completed 25+ passes	K.J. Costello at LSU, 2020 (36)
Completed 20+ passes:	K.J. Costello at LSU, 2020 (36)
Threw four+ touchdown passes:	K.J. Costello at LSU, 2020 (5)
Threw three+ touchdown passes:	K.J. Costello at LSU, 2020 (5)
Threw five+ interceptions:	Michael Henig vs. LSU, 2007 (6)
Threw four+ interceptions:	Nick Fitzgerald at LSU, 2018 (4)
Threw three+ interceptions:	Nick Fitzgerald at LSU, 2018 (4)
Completed pass for 90+ yards:	Kevin Fant to Terrell Grindle vs. Kentucky, 2002 (91)
Completed pass for 80+ yards:	Tommy Stevens to Kylin Hill vs. Abilene Christian, 2019 (88)
Completed pass for 70+ yards:	K.J. Costello to Kylin Hill at LSU, 2020 (75)
Completed pass for 60+ yards:	K.J. Costello to Kylin Hill at LSU, 2020 (75)
Completed pass for 50+ yards:	K.J. Costello to Kylin Hill at LSU, 2020 (75)
Completed pass for 40+ yards	K.J. Costello to Kylin Hill at LSU, 2020 (75)

Rushing

Rushed 40+ times:	Michael Davis vs. Ole Miss, 1993 (40)
Rushed 35+ times:	James Johnson vs. Alabama, 1998 (36)
Rushed 30+ times:	Vick Ballard vs. Arkansas, 2010 (33)
Rushed 25+ times:	Kylin Hill vs. Ole Miss, 2019 (27)
Rushed for 250+ yards:	Nick Fitzgerald at Ole Miss, 2016 (258)
Rushed for 200+ yards:	Kylin Hill at Arkansas, 2019 (234)
Rushed for 175+ yards:	Kylin Hill at Arkansas, 2019 (234)
Rushed for 150+ yards:	Kylin Hill vs. Abilene Christian, 2019 (153)
Rushed for 125+ yards:	Kylin Hill vs. Abilene Christian, 2019 (153)
Rushed for 100+ yards:	Kylin Hill vs. Ole Miss, 2019 (132)
Rushed for 100+ yards (QB):	Garrett Shrader vs. Kentucky, 2019 (125)
Rushed for four+ touchdowns:	Nick Fitzgerald vs. Louisiana, 2018 (4)
Rushed for three+ touchdowns:	Kylin Hill at Arkansas, 2019 (3)
Rushed for two+ touchdowns:	Garrett Shrader vs. Ole Miss, 2019 (2)
Had a run of 80+ yards:	James Johnson at Alabama, 1997 (83)
Had a run of 70+ yards:	Nick Fitzgerald vs. Texas A&M, 2018 (76)
Had a run of 60+ yards:	Kylin Hill at Arkansas, 2019 (62)
Had a run of 50+ yards:	Kylin Hill at Arkansas, 2019 (62)

Receiving

Caught 15+ passes:	Eric Moulds at Tennessee, 1995 (15)
Caught 10+ passes:	Fred Ross vs. Arkansas, 2016 (10)
Caught seven+ passes:	Kylin Hill at LSU, 2020 (8)
Had 200+ yards receiving:	Donald Gray vs. Samford, 2016 (207)
Had 175+ yards receiving:	Osirus Mitchell at LSU, 2020 (183)
Had 150+ yards receiving:	Osirus Mitchell at LSU, 2020 (183)
Had 100+ yards receiving:	Osirus Mitchell at LSU, 2020 (183)
Caught three+ TD passes:	Donald Gray vs. Samford, 2016 (3)
Caught two+ TD passes:	Osirus Mitchell at LSU, 2020 (2)

Total Offense/Scoring

Had 450+ yards total offense:	K.J. Costello at LSU, 2020 (585)
Had 400+ yards total offense:	K.J. Costello at LSU, 2020 (585)
Had 350 yards+ total offense:	K.J. Costello at LSU, 2020 (585)
Had 300 yards+ total offense:	K.J. Costello at LSU, 2020 (585)
Had 100 yards both passing and rushing:	Garrett Shrader vs. Kentucky, 2019 (125 rush, 180 pass)
Accounted for five+ touchdowns:	K.J. Costello at LSU, 2020 (5 pass)
Accounted for four+ touchdowns:	K.J. Costello at LSU, 2020 (5 pass)
Accounted for three+ touchdowns:	K.J. Costello at LSU, 2020 (5 pass)
Scored four+ touchdowns:	K.J. Costello at LSU, 2020 (5 pass)
Scored three+ touchdowns:	K.J. Costello at LSU, 2020 (5 pass)
Scored two+ touchdowns:	K.J. Costello at LSU, 2020 (5 pass)
Scored two+ non-offensive TDs:	Jeffery Simmons (FR & blkd punt) at Louisiana Tech, 2017

THE LAST TIME AN OPPONENT...

TEAM

Defense

Held MSU to 10 or fewer first downs:	Alabama, 2018 (7)
Recorded 10+ sacks:	Ole Miss, 2008 (11)
Recorded seven+ sacks:	Tennessee, 2019 (7)
Scored a safety:	Texas A&M, 2013
Scored two safeties:	Florida, 2005
Held MSU to 25 or fewer yards rushing:	LSU, 2020 (9)
Held MSU to 100 or fewer yards passing:	Auburn, 2018 (69)
Held MSU to 50 or fewer yards passing:	Florida, 2010 (33)
Held MSU to 300 or less yards total offense:	Alabama, 2019 (270)
Held MSU to 200 or less yards total offense:	Alabama, 2018 (184)
Held MSU to 100 or fewer yards both rushing & passing:	Ole Miss, 2008 (-51 rush, 88 pass)

Passing

Had 400+ yards passing:	Samford, 2016 (468)
Had 300+ yards passing:	LSU, 2020 (345)
Had 60+ pass attempts:	Samford, 2016 (70)
Had 50+ pass attempts:	Samford, 2016 (70)
Had 40+ pass attempts:	LSU, 2020 (46)
Had 40+ pass completions:	Samford, 2016 (42)
Had 30+ pass completions:	Alabama, 2016 (31)
Had 25+ pass completions:	LSU, 2020 (27)
Had 20+ pass completions:	LSU, 2020 (27)
Had five+ passing TDs:	Alabama, 2016 (5)
Had four+ passing TDs:	LSU, 2019 (4)
Had three+ passing TDs:	LSU, 2020 (3)

Rushing

Had 400+ yards rushing:	Georgia Tech, 2014 (452)
Had 300+ yards rushing:	Arkansas, 2016 (357)
Had 200+ yards rushing:	Texas A&M, 2019 (207)
Had 70+ rushing attempts:	Oklahoma State, 1998 (71)
Had 60+ rushing attempts:	Georgia Tech, 2014 (61)
Had 50+ rushing attempts:	Auburn, 2016 (58)
Had 40+ rushing attempts:	Louisville, 2019 (44)
Had six+ rushing TDs:	Auburn, 2019 (6)
Had four+ rushing TDs:	Texas A&M, 2019 (4)
Had two players with 100 yards rushing:	Arkansas, 2016 (Williams 205, Whaley 112)

Receiving

Had two players with 100 yards receiving in a game:	Samford, 2016 (Karelc Hamilton 213 and Kelvin McKnight 115)
Had four+ players catch five+ passes:	Arkansas, 2015 (5)
Had three+ players catch five+ passes:	Ole Miss, 2016 (3)
Had 12+ players catch a pass	Florida, 2018 (12)
Had eight+ players catch a pass	LSU, 2020 (9)

Special Teams

Scored 10+ points kicking:	Brandon Ruiz at LSU, 2020 (14)
Attempted five+ field goals:	Derek DePasquale vs. UAB, 2010 (5)
Attempted four+ field goals:	Derek DePasquale vs. UAB, 2010 (5)
Attempted three+ field goals:	Brandon Ruiz at LSU, 2020 (3)
Made one field goal of 50+ yards	Jace Christmann at Tennessee, 2019 (51)
Attempted two field goals of 50+ yards:	Brian Hazelwood vs. Memphis, 1997 (51, 53)
Attempted one field goal of 50+ yards:	Jace Christmann at Tennessee, 2019 (51)
Kicked a punt of 70+ yards:	Tucker Day vs. LSU, 2019 (70)
Kicked a punt of 60+ yards:	Tucker Day vs. LSU, 2019 (70)
Punted 10+ times:	Blake McAdams at Ole Miss, 2008 (12)
Totalled 175+ kick return yards:	Jameon Lewis at Ole Miss, 2012 (183, 5 ret.)
Totalled 150+ kick return yards:	Jameon Lewis at Ole Miss, 2012 (183, 5 ret.)
Totalled 100+ kick return yards:	Keith Mixon vs. Arkansas, 2016 (106, 5 ret.)
Totalled 50+ punt return yards:	Keith Mixon vs. Stephen F. Austin, 2018 (64, 6 ret.)

Total Offense/Scoring

Had 650+ yards total offense:	Arkansas, 2016 (661)
Had 600+ yards total offense:	Arkansas, 2016 (661)
Had 550+ yards total offense:	Auburn, 2019 (578)
Had 500+ yards total offense:	Louisville, 2019 (510)
Had 400+ yards total offense:	LSU, 2020 (425)
Had 80+ plays total offense:	LSU, 2020 (84)
Had 75+ plays total offense:	LSU, 2020 (84)
Scored 60+ points:	South Carolina, 1995 (65)
Scored 50+ points:	Auburn, 2019 (56)
Scored 40+ points:	Auburn, 2019 (56)
Scored 30+ points:	LSU, 2020 (34)
Scored a two-point conversion rushing:	Arkansas, 2016
Scored a two-point conversion passing:	Southern Miss, 2019
Failed on a two-point conversion attempt	Arkansas, 2016
Had 30+ first downs:	Ole Miss, 2016 (31)
Had 10+ penalties:	Florida, 2018 (11)
Had 100+ yards in penalties:	LSU, 2017 (112)
Had 35 minutes+ of possession time:	Louisiana Tech, 2017 (36:08)
Had two 100-yard rushers and one 100-yard receiver:	Georgia Tech, 2014 (Days 171 rush, Thomas 121 rush, Waller 114 rec.)
Had one 100-yard rusher and one 100-yard receiver:	Louisville, 2019 (Hawkins 105 rush, Atwell 147 rec.)

Turnovers

Had five+ fumbles:	Ole Miss, 2011 (6)
Had four+ fumbles lost:	LSU, 2004 (4)
Had three+ fumbles lost:	Auburn, 2019 (3)
Committed five+ turnovers:	Arkansas, 2012 (5)
Did not commit a turnover:	Alabama, 2019
Intercepted five+ MSU passes:	LSU, 2010 (5)
Intercepted four+ MSU passes:	LSU, 2018 (4)
Intercepted three+ MSU passes:	Tennessee, 2019 (3)
Returned an interception for a TD:	UMass, 2017 (Isaiah Rodgers)
Returned a fumble for a TD:	Louisville, 2019 (Khane Pass 31-yd fumble recovery)

Special Teams

Returned a punt for a TD:	Texas A&M, 2016 (Christian Kirk - 93)
Returned a blocked punt for a TD:	Ole Miss, 2013 (Terrell Grant - 0)
Returned a kickoff for a TD:	Kansas State, 2019 (Malik Knowles - 100)
Punted 10+ times:	Vanderbilt, 2009 (11)
Did not punt:	Arkansas, 2016
Missed a kicking PAT:	Ole Miss, 2019
Missed two kicking PATs:	Tulane, 2006
Blocked a field goal:	Arkansas, 2013
Blocked a punt:	Texas A&M, 2017

# INDIVIDUAL

## Defense

Intercepted three+ passes:	Craig Steltz (LSU), 2007 (3)
Intercepted two+ passes:	Grant Delpit (LSU), 2018 (2)
Recorded three+ sacks:	Jonathan Allen (Alabama), 2015 (3.0)
Recorded two+ sacks:	JaCoby Stevens (LSU), 2020 (2.0)

## Passing

Passed for 450+ yards:	Devlin Hodges (Samford), 2016 (468)
Passed for 400+ yards:	Devlin Hodges (Samford), 2016 (468)
Passed for 300+ yards:	Myles Brennan (LSU), 2020 (345)
Attempted 60+ passes:	Devlin Hodges (Samford), 2016 (69)
Attempted 50+ passes:	Devlin Hodges (Samford), 2016 (69)
Completed 30+ passes:	Myles Brennan (LSU), 2020 (46)
Completed 20+ passes:	Myles Brennan (LSU), 2020 (27)
Threw five+ touchdown passes:	Brandon Allen (Arkansas), 2015 (7)
Threw four+ touchdown passes:	Joe Burrow (LSU), 2019 (4)
Threw three+ touchdown passes:	Myles Brennan (LSU), 2020 (3)
Completed a pass for 80+ yards:	Jacoby Brisett to Pharoah McKeever (NC State), 2015 (82)
Completed a pass for 70+ yards:	Nate Stanley to Nick Easley (Iowa), 2018 (75)
Completed a pass for 60+ yards:	Joe Burrow to Racey McMath, 2019 (60)

## Rushing

Rushed 40+ times:	Deuce McAllister (Ole Miss), 1998 (40)
Rushed 35+ times:	Kamryn Pettway (Auburn), 2016 (39)
Rushed for 200+ yards:	Rawleigh Williams III (Arkansas), 2016 (205)
Rushed for 175+ yards:	Rawleigh Williams III (Arkansas), 2016 (205)
Rushed for 150+ yards:	Benny Snell (Kentucky), 2018 (165)
Rushed for 125+ yards:	Benny Snell (Kentucky), 2018 (165)
Rushed for 100+ yards:	Javian Hawkins (Louisville), 2019 (105)
Rushed for five+ touchdowns:	Carnett Williams (Auburn), 2003 (6)
Rushed for four+ touchdowns:	Benny Snell (Kentucky), 2018 (4)
Had a run of 80+ yards:	Marquis Young (UMass), 2016 (83)
Had a run of 70+ yards:	Lamar Jackson (Louisville), 2017 (75)
Had a run of 60+ yards:	Lamar Jackson (Louisville), 2017 (75)
Had a run of 50+ yards:	Rakeem Boyd (Arkansas), 2019 (52)

## Receiving

Caught 10+ passes:	Kobe Clark (Abilene Christian), 2019 (11)
Caught seven+ passes:	Terrace Marshall Jr. (LSU), 2020 (8)
Had 150+ yards receiving:	A.J. Brown (Ole Miss), 2017 (167)
Had 100+ yards receiving:	Terrace Marshall Jr. (LSU), 2020 (122)
Caught three+ TD passes:	ArDarius Stewart (Alabama), 2016 (3)
Caught two+ TD passes:	Terrace Marshall (LSU), 2020 (2)

## Total Offense/Scoring

Had 500+ yards total offense:	Devlin Hodges (Samford), 2016 (513)
Had 400+ yards total offense:	Jalen Hurts (Alabama), 2016 (447)
Had 100 yards both passing and rushing:	Lamar Jackson (Louisville), 2017, (171 pass/158 rush)
Accounted for six+ touchdowns:	Brandon Allen (Arkansas), 2015 (7 pass)
Accounted for five+ touchdowns:	Kellen Mond (Texas A&M), 2019 (3 pass, 2 rush)
Accounted for four+ touchdowns:	Najee Harris (Alabama), 2019 (3 rush, 1 catch)
Scored four+ touchdowns:	Benny Snell (Kentucky), 2018 (4 rush)
Scored three+ touchdowns:	Myles Brennan (LSU), 2020 (3 pass)

## Special Teams

Scored 10+ points kicking:	Cade York (LSU), 2020 (10)
Kicked five+ field goals:	Austin MacGinnis (Kentucky), 2016 (5)
Kicked four+ field goals:	Cole Tracy (LSU), 2018 (4)



SCORING SUMMARY

Plays	Yds	Time	Result	Qtr.	Scoring Play
at LSU (8)					
12	66	6:22	FG	1	Ruiz 35-yard field goal
6	75	2:00	TD	2	Shavers 31-yard pass from Costello (Ruiz kick)
7	75	2:53	TD	2	Mitchell 43-yard pass from Costello (Ruiz kick)
9	69	3:10	FG	3	Ruiz 24-yard field goal
1	75	0:15	TD	3	Hill 75-yard pass from Costello (Ruiz kick)
5	56	1:44	TD	4	Williams, A. pass from Costello (Ruiz kick)
7	50	2:10	FG	4	Ruiz 43-yard field goal
7	71	2:36	TD	4	Mitchell 24-yard pass from Costello (Ruiz kick)

SCORING BREAKDOWN

MISSISSIPPI STATE DRIVES

Totals: 8 scoring drives (5 TD, 3 FG)  
Special Teams/Defensive: None

LONGEST SCORING DRIVES BY:

Plays:	12	at LSU (9/26)
	9	at LSU (9/26)
Yards:	75, 3x	at LSU (9/26)
	71	at LSU (9/26)
Time:	6:22	at LSU (9/26)
	3:10	at LSU (9/26)

OPPONENT DRIVES

Totals: 6 scoring drives (4 TD, 2 FG)  
Special Teams/Defensive: Cox 14-yard interception return.

LONGEST SCORING DRIVES BY:

Plays:	15	at LSU (9/26)
	8	at LSU (9/26)
Yards:	84	at LSU (9/26)
	75	at LSU (9/26)
Time:	5:27	at LSU (9/26)
	2:19	at LSU (9/26)

# MISSISSIPPI STATE GAME-BY-GAME

	at LSU	ARK	at UK	TA&M	at Ala	VAN	AUB	at UGA	at OM	MIZ
<b>First Downs</b>	<b>24</b>									
Rushing	2									
Passing	22									
Penalty	--									
<b>Net Yards Rushing</b>	<b>9</b>									
Rushing Attempts	16									
Average Per Rush	0.6									
Rushing Touchdowns	--									
Yards Gained	49									
Yards Lost	40									
<b>Net Yards Passing</b>	<b>623</b>									
Completions	36									
Attempts	60									
Interceptions	2									
Yards Per Attempt	10.4									
Yards Per Completion	17.3									
Passing Touchdowns	5									
<b>Total Offensive Yards</b>	<b>632</b>									
Plays	76									
Yards Per Play	8.3									
<b>Fumbles-Lost</b>	<b>2-2</b>									
<b>Penalties-Yards</b>	<b>7-40</b>									
<b>Punts-Yards</b>	<b>3-134</b>									
Yards Per Punt	44.7									
Net Yards Per Punt	45.3									
Inside 20	1									
50+ Yard Kicks	1									
Touchbacks	--									
Fair Catch	1									
<b>Kickoffs-Yards</b>	<b>9-585</b>									
Yards Per Kickoff	65.0									
Net Yards Per Kickoff	41.0									
Touchbacks	8									
<b>Punt Returns</b>	<b>--</b>									
Yards	--									
Touchdowns	--									
Yards Per Return	--									
<b>Kickoff Returns</b>	<b>--</b>									
Yards	--									
Touchdowns	--									
Yards Per Return	--									
<b>Interceptions</b>	<b>2</b>									
Yards	20									
Touchdowns	--									
<b>Fumble Recoveries</b>	<b>--</b>									
Returns-Yards	--									
Touchdowns	--									
<b>Miscellaneous Yards</b>	<b>--</b>									
<b>Possession Times</b>	<b>30:28</b>									
1st Quarter	10:40									
2nd Quarter	9:00									
3rd Quarter	4:23									
4th Quarter	6:25									
<b>3rd-Down Conversions</b>	<b>8-16</b>									
<b>4th-Down Conversions</b>	<b>--</b>									
<b>Red Zone Scoring</b>	<b>4-4</b>									
Touchdowns	1									
Field Goals	3									
<b>Sacks By-Yards</b>	<b>7-45</b>									
<b>PAT Kicks</b>	<b>5-5</b>									
<b>Field Goals</b>	<b>3-3</b>									
<b>Total Points</b>	<b>44</b>									
Touchdowns Rushing	--									
Touchdowns Passing	5									
Touchdown Returns	--									
Other Touchdowns	--									
Safeties	--									
Kick PAT-Attempts	5-5									
2pt PAT-Attempts	--									
Field Goals-Attempts	3-3									
<b>Points Off Turnovers</b>	<b>7</b>									

## OPPONENT GAME-BY-GAME

	at LSU	ARK	at UK	TA&M	at Ala	VAN	AUB	at UGA	at OM	MIZ
<b>First Downs</b>	<b>25</b>									
Rushing	8									
Passing	16									
Penalty	1									
<b>Net Yards Rushing</b>	<b>80</b>									
Rushing Attempts	38									
Average Per Rush	2.1									
Rushing Touchdowns	--									
Yards Gained	125									
Yards Lost	45									
<b>Net Yards Passing</b>	<b>345</b>									
Completions	27									
Attempts	46									
Interceptions	2									
Yards Per Attempt	7.5									
Yards Per Completion	12.8									
Passing Touchdowns	3									
<b>Total Offensive Yards</b>	<b>425</b>									
Plays	84									
Yards Per Play	5.1									
<b>Fumbles-Lost</b>	<b>--</b>									
<b>Penalties-Yards</b>	<b>7-31</b>									
<b>Punts-Yards</b>	<b>7-346</b>									
Yards Per Punt	49.4									
Net Yards Per Punt	49.4									
Inside 20	5									
50+ Yard Kicks	3									
Touchbacks	--									
Fair Catch	5									
<b>Kickoffs-Yards</b>	<b>7-455</b>									
Yards Per Kickoff	65.0									
Net Yards Per Kickoff	40.0									
Touchbacks	7									
<b>Punt Returns</b>	<b>1</b>									
Yards	(-2)									
Touchdowns	--									
Yards Per Return	(-2.0)									
<b>Kickoff Returns</b>	<b>1</b>									
Yards	16									
Touchdowns	--									
Yards Per Return	16.0									
<b>Interceptions</b>	<b>2</b>									
Yards	14									
Touchdowns	1									
<b>Fumble Recoveries</b>	<b>2</b>									
Returns-Yards	--									
Touchdowns	--									
<b>Miscellaneous Yards</b>	<b>--</b>									
<b>Possession Times</b>	<b>29:32</b>									
1st Quarter	4:20									
2nd Quarter	6:00									
3rd Quarter	10:37									
4th Quarter	8:35									
<b>3rd-Down Conversions</b>	<b>5-17</b>									
<b>4th-Down Conversions</b>	<b>1-1</b>									
<b>Red Zone Scoring</b>	<b>3-3</b>									
Touchdowns	1									
Field Goals	2									
<b>Sacks By-Yards</b>	<b>5-38</b>									
<b>PAT Kicks</b>	<b>4-4</b>									
<b>Field Goals</b>	<b>2-2</b>									
<b>Total Points</b>	<b>34</b>									
Touchdowns Rushing	--									
Touchdowns Passing	3									
Touchdown Returns	--									
Other Touchdowns	1									
Safeties	--									
Kick PAT-Attempts	4-4									
2pt PAT-Attempts	--									
Field Goals-Attempts	2-2									
<b>Points Off Turnovers</b>	<b>17</b>									

INDIVIDUAL *GAME-BY-GAME*

RUSHING

[ATT-YDS-TD]	at LSU	ARK	at UK	TA&M	at Ala	VAN	AUB	at UGA	at OM	MIZ
Costello, K.J.	5-(-38)-0									
Hill, Kylin	7-34-0									
Marks, Joquavious	3-15-0									
TEAM	1-(-2)-0									

RECEIVING

[REC-YDS-TD]	at LSU	ARK	at UK	TA&M	at Ala	VAN	AUB	at UGA	at OM	MIZ
Gardner, Cameron	2-35-0									
Heath, Malik	1-1-0									
Hill, Kylin	8-158-1									
Johnson, Dillon	1-4-0									
Johnson, Kwatrivious	1-(-3)-0									
Marks, Joquavious	1-(-2)-0									
Mitchell, Osirus	7-183-2									
Payton, JaVonta	6-122-0									
Shavers, Tyrell	2-68-1									
Williams, Austin	7-57-1									

PASSING

Costello, K.J.								
	C-A-I	Pct.	Yards	TD	Long	Sack-Yards	Efficiency	
at LSU	36-60-2	60.0	623	5	75	5-38	168.05	
ARKANSAS								
at Kentucky								
TEXAS A&M								
at Alabama								
VANDERBILT								
AUBURN								
at Georgia								
at Ole Miss								
MISSOURI								

KICKING & PUNTING

KICKOFFS								
Season	KO	Total Yards	TB	OB	Kick Avg.	Returns	Rtn. Yds.	Yds./Rtn.
Ruiz, Brandon	9	585	8	--	65.0	1	16	16.0
at LSU	9	585	8	--	65.0	1	16	16.0
ARKANSAS								
at Kentucky								
TEXAS A&M								
at Alabama								
VANDERBILT								
AUBURN								
at Georgia								
at Ole Miss								
MISSOURI								

PUNTING										
Season	No.	Total Yds	Avg.	Long	I20	50+	TB	FC	Blk	
Day, Tucker	2	95	47.5	58	--	1	--	--	--	
Bowman, Reed	1	39	39.0	39	1	--	--	1	--	
Game	No.	Total Yds	Avg.	Long	I20	50+	TB	FC	Blk	
at LSU	3	134	44.7	58	1	1	--	1	--	
ARKANSAS										
at Kentucky										
TEXAS A&M										
at Alabama										
VANDERBILT										
AUBURN										
at Georgia										
at Ole Miss										
MISSOURI										

## INDIVIDUAL *GAME-BY-GAME*

### TACKLES

(UT-AT)	UT-AT	TT	at LSU	ARK	at UK	TA&M	at Ala	VAN	AUB	at UGA	at OM	MIZ
Preston Jr.	6-5	11	6-5									
Thompson, Erroll	4-6	10	4-6									
Brule, Aaron	6-4	10	6-4									
Furdge, Esaiias	5-1	6	5-1									
Davis, Jordan	2-4	6	2-4									
Peters, Fred	1-5	6	1-5									
Murphy, Marcus	2-3	5	2-3									
Craft, Londyn	1-3	4	1-3									
Wheat, Tyrus	2-2	4	2-2									
Martin, Emerson	1-3	4	1-3									
Jones, Kobe	0-3	3	0-3									
Spencer, Marquiss	3-0	3	3-0									
Pickering, Nathan	0-3	3	0-3									
Watson, Nathaniel	2-1	3	2-1									
Lawrence, Dylan	0-3	3	0-3									
Crumedy, Jaden	1-1	2	1-1									
Harris, Jack	0-2	2	0-2									
Johnson, Jett	0-1	1	0-1									
Forbes, Emmanuel	0-1	1	0-1									
Odom, Aaron	0-1	1	0-1									
Duncan, Collin	1-0	1	1-0									



## INDIVIDUAL *GAME-BY-GAME*

### TFL & SACKS

TFL (Sacks)	at LSU	ARK	at UK	TA&M	at Ala	VAN	AUB	at UGA	at OM	MIZ
Brule, Aaron	1.0 (1.0)									
Crumedy, Jaden	1.0 (1.0)									
Jones, Kobe	0.5 (0.5)									
Pickering, Nathan	0.5 (0.5)									
Spencer, Marquiss	2.0 (2.0)									
Thompson, Erroll	1.0 (1.0)									
Wheat, Tyrus	1.0 (1.0)									

### TACKLE *BREAKDOWN*

#### RUSHING TACKLES

Brule, Aaron	8
Preston Jr., Shawn	7
Davis, Jordan	5
Thompson, Erroll	4
Craft, Londyn	3
Emerson, Martin	2
Pickering, Nathan	2
Jones, Kobe	2
Wheat, Tyrus	2
Murphy, Marcus	2
Lawrence, Dylan	2
Harris, Jack	2
Watson, Nathaniel	2
Furdge, Esaias	1
Forbes, Emmanuel	1
Crumedy, Jaden	1
Peters, Fred	1
Odom, Aaron	1
Johnson, Jett	1
<b>TOTALS</b>	<b>49</b>

#### PASSING TACKLES

Furdge, Esaias	5
Thompson, Erroll	5
Peters, Fred	5
Preston Jr., Shawn	4
Murphy, Marcus	3
Wheat, Tyrus	1
Spencer, Marquiss	1
Duncan, Collin	1
Emerson, Martin	1
Craft, Londyn	1
Davis, Jordan	1
Brule, Aaron	1
<b>TOTALS</b>	<b>29</b>

#### SPECIAL TEAMS TACKLES

	Total	KO	Punt
Emerson, Martin	1	--	1
Lawrence, Dylan	1	--	1
Watson, Nathaniel	1	1	--

## INDIVIDUAL *GAME-BY-GAME*

### ALL-PURPOSE *YARDS*

	Total	at LSU	ARK	at UK	TA&M	at Ala	VAN	AUB	at UGA	at OM	MIZ
Costello, K.J.	(-38)	(-38)									
Furdge, Esaías	20	20									
Gardner, Cameron	35	35									
Heath, Malik	1	1									
Hill, Kylin	192	192									
Johnson, Dillon	4	4									
Johnson, Kwatrivious	(-3)	(-3)									
Marks, Jo'quavious	13	13									
Mitchell, Osirus	183	183									
Payton, JaVonta	122	122									
Shavers, Tyrell	68	68									
TEAM	(-2)	(-2)									
Williams, Austin	57	57									

## RED ZONE *RECAP*

### MISSISSIPPI STATE

Opponent	Scores/Chances	Result	Pct.
at LSU	4/4	1 TD, 3 FG	100%
ARKANSAS			
at Kentucky			
TEXAS A&M			
at Alabama			
VANDERBILT			
AUBURN			
at Georgia			
at Ole Miss			
MISSOURI			
<b>TOTAL</b>	<b>4/4</b>	<b>1 TD, 3 FG</b>	<b>100%</b>

### OPPONENT

Opponent	Scores/Chances	Result	Pct.
at LSU	3/3	1 TD, 2 FG	100%
ARKANSAS			
at Kentucky			
TEXAS A&M			
at Alabama			
VANDERBILT			
AUBURN			
at Georgia			
at Ole Miss			
MISSOURI			
<b>TOTAL</b>	<b>3/3</b>	<b>1 TD, 2 FG</b>	<b>100%</b>

## GAME *LEADERS*

Opponent	Rushing Attempts	Rushing Yards	Receptions	Receiving Yards	All-Purpose Yards	Tackles
at LSU	Kylin Hill - 7	Kylin Hill - 34	Kylin Hill - 8	Osirus Mitchell - 183	Kylin Hill - 192	Shawn Preston Jr. - 11
ARKANSAS						
at Kentucky						
TEXAS A&M						
at Alabama						
VANDERBILT						
AUBURN						
at Georgia						
at Ole Miss						
MISSOURI						

## MISCELLANEOUS STATISTICS

### RECEIVING

Games with a Reception	'17	'18	'19	'20	Career
Cumbest, Brad	--	1	1	--	2
Gardner, Cameron	--	--	1	1	2
Heath, Malik	--	--	--	1	1
Hill, Kylin	3	10	11	1	25
Johnson, Dillon	--	--	--	1	1
Johnson, Kwatrivous	--	--	--	1	1
Jones, Dontea	--	4	4	--	8
Marks, Jo'quavious	--	--	--	1	1
Mitchell, Osirus	5	10	10	1	26
Payton, JaVonta	--	--	7	1	8
Shavers, Tyrell	--	--	--	1	1
Williams, Austin	--	7	7	1	15

Games with 5+ Receptions	'17	'18	'19	'20	Career
Hill, Kylin	--	1	--	1	2
Mitchell, Osirus	--	2	4	1	6
Payton, JaVonta	--	--	--	1	1
Williams, Austin	--	--	--	1	1

Receptions of 20+ Yards	'17	'18	'19	'20	Career
Cumbest, Brad	--	1	--	--	1
Gardner, Cameron	--	--	--	1	1
Hill, Kylin	--	2	1	3	6
Jones, Dontea	--	1	--	--	1
Mitchell, Osirus	--	7	6	6	19
Payton, JaVonta	--	--	2	3	2
Shavers, Tyrell	--	--	--	2	2
Williams, Austin	--	3	2	--	5

Receptions of 50+ Yards	'17	'18	'19	'20	Career
Hill, Kylin	--	1	1	1	3
Mitchell, Osirus	--	1	--	--	1

Receptions for a First Down	'17	'18	'19	'20	Career
Cumbest, Brad	--	1	--	--	1
Gardner, Cameron	--	--	1	2	3
Hill, Kylin	1	6	6	4	17
Jones, Dontea	--	3	3	--	6
Mitchell, Osirus	3	13	21	4	41
Peyton, JaVonta	--	--	6	5	11
Shavers, Tyrell	--	--	--	2	2
Spivey, Geor'quarius	--	--	2	--	2
Williams, Austin	--	5	5	1	11
Witherspoon, Lee	--	--	1	--	1

100-Yards Receiving	'17	'18	'19	'20	Career
Hill, Kylin	--	--	--	1	1
Mitchell, Osirus	--	1	--	1	2
Payton, JaVonta	--	--	--	1	1

Games with a Receiving TD	'17	'18	'19	'20	Career
Hill, Kylin	--	4	1	1	6
Jones, Dontea	--	1	--	--	1
Mitchell, Osirus	--	3	6	1	10
Shavers, Tyrell	--	--	--	1	1
Williams, Austin	--	2	2	1	5

Games with Multiple Receiving TDs	'17	'18	'19	'20	Career
Mitchell, Osirus	--	1	--	1	2
Williams, Austin	--	1	--	--	1

### RUSHING

Runs of 10+ Yards	'17	'18	'19	'20	Career
Hill, Kylin	14	19	40	1	74
Marks, Jo'quavious	--	--	--	1	1
Payton, JaVonta	--	--	1	--	1
Shrader, Garrett	--	--	30	--	30
Witherspoon, Lee	--	--	3	--	3

Runs of 20+ Yards	'17	'18	'19	'20	Career
Hill, Kylin	1	5	12	--	19
Shrader, Garrett	--	--	8	--	8

Runs of 50+ Yards	'17	'18	'19	'20	Career
Hill, Kylin	--	1	2	--	3

Rushing First Downs	'17	'18	'19	'20	Career
Hill, Kylin	22	37	63	1	123
Marks, Jo'quavious	--	--	--	1	1
Payton, JaVonta	--	--	1	--	1
Shrader, Garrett	--	--	34	--	34
Witherspoon, Lee	--	--	6	--	6

100-Yards Rushing	'17	'18	'19	'20	Career
Hill, Kylin	0	3	8	--	11
Shrader, Garrett	--	--	2	--	2

Games with a Rushing Touchdown	'17	'18	'19	'20	Career
Hill, Kylin	2	3	6	--	11
Shrader, Garrett	--	--	5	--	5
Witherspoon, Lee	--	--	1	--	1

Games with Multiple Rushing TDs	'17	'18	'19	'20	Career
Hill, Kylin	--	1	2	--	3

TURNOVERS *BY GAME*

MISSISSIPPI STATE (2)

TYPE	QTR	PLAYER	PLAYS/ YDS	1st DOWNS	RESULT
at LSU (2)					
Interception	3	Furdge of Brennan	5/56	3	TD
	4	Forbes of Brennan	End of Game	--	--

OPPONENT (4)

TYPE	QTR	PLAYER	PLAYS/ YDS	1st DOWNS	RESULT
at LSU (4)					
Fumble	2	Stevens by TEAM	3/(-2)	--	Punt
Interception	2	Cox of Costello	--	--	TD
Interception	4	Ricks of Costello	3/45	1	TD
Fumble	4	Stevens by Costello	4/1	--	FG

TURNOVERS *BY PLAYER*

FUMBLES

(#-Lost)	at LSU	ARK	at UK	TA&M	at Ala	VAN	AUB	at UGA	at OM	MIZ
Costello, K.J.	2-2									

FORCED *FUMBLES*

	at LSU	ARK	at UK	TA&M	at Ala	VAN	AUB	at UGA	at OM	MIZ
None										

FUMBLES *RECOVERED*

	at LSU	ARK	at UK	TA&M	at Ala	VAN	AUB	at UGA	at OM	MIZ
None										

INTERCEPTIONS

(#-Yards)	at LSU	ARK	at UK	TA&M	at Ala	VAN	AUB	at UGA	at OM	MIZ
Forbes, Emmanuel	1									
Furdge, Esaias	1									



## LONG PLAY *BREAKDOWN*

### BY YARDAGE

#### OFFENSE (15)

Yards	Type	Player(s)	Opponent
*75	Pass	Hill, Kylin from Costello, K.J.	LSU
*43	Pass	Mitchell, Osirus from Costello, K.J.	LSU
37	Pass	Shavers, Tyrell from Costello, K.J.	LSU
34	Pass	Payton, JaVonta from Costello, K.J.	LSU
34	Pass	Mitchell, Osirus from Costello, K.J.	LSU
33	Pass	Payton, JaVonta from Costello, K.J.	LSU
*31	Pass	Shavers, Tyrell from Costello, K.J.	LSU
27	Pass	Mitchell, Osirus from Costello, K.J.	LSU
27	Pass	Payton, JaVonta from Costello, K.J.	LSU
26	Pass	Hill, Kylin from Costello, K.J.	LSU
25	Pass	Mitchell, Osirus from Costello, K.J.	LSU
24	Pass	Gardner, Cameron from Costello, K.J.	LSU
*24	Pass	Mitchell, Osirus from Costello, K.J.	LSU
22	Pass	Mitchell, Osirus from Costello, K.J.	LSU
21	Pass	Hill, Kylin from Costello, K.J.	LSU

#### DEFENSE (1)

Yards	Type	Player(s)	Opponent
20	INT	Furdge, Esaias	LSU

\* - touchdown scored on play

LONG PLAY *BREAKDOWN*

LONG PLAYS *BY THE NUMBERS*

BY YARDAGE

Yards	No.	TD
100+	--	--
90-99	--	--
80-89	--	--
70-79	1	1
60-69	--	--
50-59	--	--
40-49	1	1
30-39	5	1
20-29	9	1

BY TYPE

Type	No.	TD
Rushing	--	--
Passing	15	4
Punt returns	--	--
Kick returns	--	--
Interceptions	1	--
Fumble returns	--	--
Other	--	--
TOTAL	16	4

20+ YARD PLAYS *BY PLAYER*

Player	No.	TD	Rush	Rec.	KR	PR	IR	FR
Mitchell, Osirus	6	2	--	6	--	--	--	--
Hill, Kylin	3	1	--	3	--	--	--	--
Payton, JaVonta	3	--	--	3	--	--	--	--
Shavers, Tyrell	2	1	--	2	--	--	--	--
Gardner, Cameron	1	--	--	1	--	--	--	--
Furdge, Esaias	1	--	--	--	--	--	1	--
TOTAL	16	4	--	15	--	--	1	--

LONGEST PLAYS *OF THE YEAR*

<b>Rushing</b>		
12	Hill, Kylin	at LSU (9/26)
<b>Rushing Touchdown</b>		
--		
<b>Passing</b>		
75*	Hill, Kylin from Costello, K.J.	at LSU (9/26)
<b>Passing Touchdown</b>		
75*	Hill, Kylin from Costello, K.J.	at LSU (9/26)
<b>Punt Return</b>		
--		
<b>Kick Return</b>		
--		
<b>Interception Return</b>		
20	Furdge, Esaias	at LSU (9/26)
<b>Fumble Return</b>		
--		
<b>Punt</b>		
58	Day, Tucker	at LSU (9/26)
<b>Field Goal</b>		
43	Ruiz, Brandon	at LSU (9/26)

MISSISSIPPI STATE *(16 PLAYS)*

Play	#	Long	Play	Opponent
Passing	15	75*	Mitchell, Osirus from Costello, K.J.	at LSU
INT	1	20	Furdge, Esaias	
<b>Opp.</b>	<b>#</b>	<b>Long</b>	<b>Play</b>	<b>Type</b>
at LSU	16	75*	Mitchell, Osirus from Costello, K.J.	Pass
ARKANSAS				
at Kentucky				
TEXAS A&M				
at Alabama				
VANDERBILT				
AUBURN				
at Georgia				
at Ole Miss				
MISSOURI				

OPPONENTS *(69 PLAYS)*

Play	#	Long	Play	Opponent
Passing	5	47	Jenkins, Jaray from Brennan. Myles	at LSU
<b>Opp.</b>	<b>#</b>	<b>Long</b>	<b>Play</b>	<b>Type</b>
at LSU	5	47	Jenkins, Jaray from Brennan. Myles	Pass
ARKANSAS				
at Kentucky				
TEXAS A&M				
at Alabama				
VANDERBILT				
AUBURN				
at Georgia				
at Ole Miss				
MISSOURI				

\* - touchdown scored on play

## SEASON SUPERLATIVES

### MISSISSIPPI STATE *INDIVIDUAL*

Rushes	7	Hill, Kylin; at LSU (9/26)
Yards Rushing	34	Hill, Kylin; at LSU (9/26)
TD Rushes	--	
Long Rush	12	Hill, Kylin; at LSU (9/26)
Pass Attempts	60	Costello, K.J.; at LSU (9/26)
Pass Completions	36	Costello, K.J.; at LSU (9/26)
Yards Passing	623	Costello, K.J.; at LSU (9/26)
TD Passes	5	Costello, K.J.; at LSU (9/26)
Long Pass	75	Costello, K.J.; at LSU (9/26)
Receptions	8	Hill, Kylin; at LSU (9/26)
Yards Receiving	183	Mitchell, Osirus; at LSU (9/26)
TD Receptions	2	Mitchell, Osirus; at LSU (9/26)
Long Reception	75	Hill, Kylin; at LSU (9/26)
Field Goals	3	Ruiz, Brandon; at LSU (9/26)
Long Field Goal	43	Ruiz, Brandon; at LSU (9/26)
Punts	2	Day, Tucker; at LSU (9/26)
Punting Avg	47.5	Day, Tucker; at LSU (9/26)
Long Punt	58	Day, Tucker; at LSU (9/26)
Punts Inside 20	1	Bowman, Reed; at LSU (9/26)
Long Punt Return	--	
Long Kickoff Return	--	
Tackles	11	Preston Jr., Shawn; at LSU (9/26)
Sacks	2.0	Spencer, Marquiss; at LSU (9/26)
Tackles For Loss	2.0	Spencer, Marquiss; at LSU (9/26)
Interceptions	1	Forbes, Emmanuel; at LSU (9/26)
		Furdge, Esaias; at LSU (9/26)

### OPPONENT *INDIVIDUAL*

Rushes	11	Brennan, Myles; at LSU (9/26)
		Davis-Price, Ty; at LSU (9/26)
Yards Rushing	47	Curry, Chris; at LSU (9/26)
TD Rushes	--	
Long Rush	12	Curry, Chris; at LSU (9/26)
Pass Attempts	46	Brennan, Myles; at LSU (9/26)
Pass Completions	27	Brennan, Myles; at LSU (9/26)
Yards Passing	345	Brennan, Myles; at LSU (9/26)
TD Passes	3	Brennan, Myles; at LSU (9/26)
Long Pass	47	Brennan, Myles; at LSU (9/26)
Receptions	8	Marshall, Terrace; at LSU (9/26)
Yards Receiving	122	Marshall, Terrace; at LSU (9/26)
TD Receptions	2	Marshall, Terrace; at LSU (9/26)
Long Reception	47	Jenkins, Jaray; at LSU (9/26)
Field Goals	2	York, Cade; at LSU (9/26)
Long Field Goal	40	York, Cade; at LSU (9/26)
Punts	7	Von Rosenberg, Zach; at LSU (9/26)
Punting Avg	49.4	Von Rosenberg, Zach; at LSU (9/26)
Long Punt	58	Von Rosenberg, Zach; at LSU (9/26)
Punts Inside 20	5	Von Rosenberg, Zach; at LSU (9/26)
Long Punt Return	--	
Long Kickoff Return	16	Palmer, Trey; at LSU (9/26)
Tackles	11	Clark, Damone; at LSU (9/26)
Sacks	2.0	Stevens, JaCoby; at LSU (9/26)
Tackles For Loss	2.0	Stevens, JaCoby; at LSU (9/26)
		Gaye, Ali; at LSU (9/26)
Interceptions	1	Ricks, Eli; at LSU (9/26)
		Cox, Jabil; at LSU (9/26)

### MISSISSIPPI STATE *TEAM*

	Higs	Lows
Yards Rushing	9, at LSU (9/26)	--
Yards Per Rush	0.6, at LSU (9/26)	--
TD Rushes	0, at LSU (9/26)	--
Pass Attempts	60, at LSU (9/26)	--
Pass Completions	36, at LSU (9/26)	--
Yards Passing	623, at LSU (9/26)	--
Yards Per Pass	10.4, at LSU (9/26)	--
TD Passes	5, at LSU (9/26)	--
Total Plays	76, at LSU (9/26)	--
Total Offense	632, at LSU (9/26)	--
Yards Per Play	8.3, at LSU (9/26)	--
Points	44, at LSU (9/26)	--
Sacks By	7, at LSU (9/26)	--
First Downs	24, at LSU (9/26)	--
Penalties	7, at LSU (9/26)	--
Penalty Yards	40, at LSU (9/26)	--
Turnovers	4, at LSU (9/26)	--
Interceptions By	2, at LSU (9/26)	--
Punts	3, at LSU (9/26)	--
Punting Avg	44.7, at LSU (9/26)	--
Long Punt	58, at LSU (9/26)	--
Punts Inside 20	1, at LSU (9/26)	--
Long Punt Return	0, at LSU (9/26)	--

### OPPONENT *TEAM*

	Higs	Lows
Yards Rushing	80, at LSU (9/26)	--
Yards Per Rush	2.1, at LSU (9/26)	--
TD Rushes	0, at LSU (9/26)	--
Pass Attempts	46, at LSU (9/26)	--
Pass Completions	27, at LSU (9/26)	--
Yards Passing	345, at LSU (9/26)	--
Yards Per Pass	7.5, at LSU (9/26)	--
TD Passes	3, at LSU (9/26)	--
Total Plays	84, at LSU (9/26)	--
Total Offense	425, at LSU (9/26)	--
Yards Per Play	5.1, at LSU (9/26)	--
Points	34, at LSU (9/26)	--
Sacks By	5, at LSU (9/26)	--
First Downs	25, at LSU (9/26)	--
Penalties	7, at LSU (9/26)	--
Penalty Yards	31, at LSU (9/26)	--
Turnovers	2, at LSU (9/26)	--
Interceptions By	2, at LSU (9/26)	--
Punts	7, at LSU (9/26)	--
Punting Avg	49.4, at LSU (9/26)	--
Long Punt	58, at LSU (9/26)	--
Punts Inside 20	5, at LSU (9/26)	--
Long Punt Return	0, at LSU (9/26)	--

# STARTERS

## OFFENSE

OPPONENT	LT	LG	C	RG	RT	QB	RB	WR (H)	WR (X)	WR (Y)	WR (Z)
at LSU	Cross	Eiland	Smith	Parker	Johnson, K.	Costello	Hill	Marks*	Heath	Williams	Shavers
ARKANSAS											
at Kentucky											
TEXAS A&M											
at Alabama											
VANDERBILT											
AUBURN											
at Georgia											
at Ole Miss											
MISSOURI											

\* - Started two runnings backs

## DEFENSE

OPPONENT	DE	NT	DT	SLB	MLB	WLB	CB	FS	Bulldog	SS	CB
at LSU	Jones, Ko.	Crumedy	Spencer	Wheat	Thompson	Brule	Emerson	Peters	Murphy	Craft	Furdge
ARKANSAS											
at Kentucky											
TEXAS A&M											
at Alabama											
VANDERBILT											
AUBURN											
at Georgia											
at Ole Miss											
MISSOURI											

## CAREER STARTS

Player	Total	LT	LG	C	RG	RT	QB	RB	WR	DE	DT	NT	LB	CB	S	Bulldog
Thompson, Erroll	46	--	--	--	--	--	--	--	--	--	--	46	--	--	--	--
Eiland, Greg	26	17	1	--	--	8	--	--	--	--	--	--	--	--	--	--
Costello, K.J.	26^	--	--	--	--	--	26^	--	--	--	--	--	--	--	--	--
Hill, Kylin	25	--	--	--	--	--	--	25	--	--	--	--	--	--	--	--
Mitchell, Osirus	24	--	--	--	--	--	--	--	24	--	--	--	--	--	--	--
Morgan, C.J.	21	--	--	--	--	--	--	--	--	--	--	--	--	21	--	--
Spencer, Marquiss	14	--	--	--	--	--	--	--	--	13	1	--	--	--	--	--
Parker, Dareuan	11	--	10	--	1	--	--	--	--	--	--	--	--	--	--	--
Crumedy, Jaden	8	--	--	--	--	--	--	--	--	--	7	1	--	--	--	--
Emerson, Martin	6	--	--	--	--	--	--	--	--	--	--	--	6	--	--	--
Williams, Austin	6	--	--	--	--	--	--	--	6	--	--	--	--	--	--	--
Williams, Tyler	5	--	--	--	--	--	--	--	--	--	--	--	5	--	--	--
Murphy, Marcus	4	--	--	--	--	--	--	--	--	--	--	--	--	3	--	1
Jones, Kobe	2	--	--	--	--	--	--	--	--	1	1	--	--	--	--	--
Payton, JaVonta	2	--	--	--	--	--	--	--	2	--	--	--	--	--	--	--
Spivey, Geor'quarius	2	--	--	--	--	--	--	--	2*	--	--	--	--	--	--	--
Gardner, Cameron	1	--	--	--	--	--	--	--	1	--	--	--	--	--	--	--
Brule, Aaron	1	--	--	--	--	--	--	--	--	--	--	--	1	--	--	--
Craft, Londyn	1	--	--	--	--	--	--	--	--	--	--	--	--	--	1	--
Cross, Charles	1	1	--	--	--	--	--	--	--	--	--	--	--	--	--	--
Furdge, Esaias	1	--	--	--	--	--	--	--	--	--	--	--	--	1	--	--
Heath, Malik	1	--	--	--	--	--	--	--	1	--	--	--	--	--	--	--
Johnson, Kwatrivous	1	--	--	--	--	1	--	--	--	--	--	--	--	--	--	--
Marks, Jo'quavious	1	--	--	--	--	--	--	1	--	--	--	--	--	--	--	--
Peters, Fred	1	--	--	--	--	--	--	--	--	--	--	--	--	--	1	--
Pickering, Nathan	1	--	--	--	--	--	--	--	--	--	1	--	--	--	--	--
Preston Jr., Shawn	1	--	--	--	--	--	--	--	--	--	--	--	--	1	--	--
Shavers, Tyrell	1	--	--	--	--	--	--	--	1	--	--	--	--	--	--	--
Smith, Cole	1	--	--	1	--	--	--	--	--	--	--	--	--	--	--	--
Wheat, Tyrus	1	--	--	--	--	--	--	--	--	--	--	--	1	--	--	--

\* - Two (2) starts came at tight end in 2019 | ^ - 25 starts came at QB for Stanford

## PARTICIPATION *CHART*

	GP/GS	at LSU	ARK	at UK	TA&M	at Ala	VAN	AUB	at UGA	at OM	MIZ
Blackwell, Paul	1/-	P									
Bowman, Reed	1/-	P									
Brule, Aaron	1/1	ST									
Costello, K.J.	1/1	ST									
Craft, Londyn	1/1	ST									
Cross, Charles	1/1	ST									
Crumedy, Jaden	1/1	ST									
Cunningham, Brandon	1/-	P									
Davis, Jordan	1/-	P									
Day, Tucker	1/-	P									
Duncan, Collin	1/-	P									
Eiland, Greg	1/1	ST									
Emerson, Martin	1/1	ST									
Forbes, Emmanuel	1/-	P									
Furdge, Esaias	1/1	ST									
Gardner, Cameron	1/-	P									
Griffin, Lideatrick	1/-	P									
Harris, Jack	1/-	P									
Heath, Malik	1/1	ST									
Hill, Kylin	1/1	ST									
Jackson, James	1/-	P									
Jennings, R.J.	1/-	P									
Johnson, Dillon	1/-	P									
Johnson, Jett	1/-	P									
Johnson, Kwatrivious	1/1	ST									
Jones, Kobe	1/1	ST									
Groce Jr., Rodney	1/-	P									
Lawrence, Dylan	1/-	P									
Lawson, Tre	1/-	P									
Marks, Joquavious	1/1	ST									
Mitchell, Osirus	1/-	P									
Murphy, Marcus	1/1	ST									
Odom, Aaron	1/-	P									
Parker, Dareuan	1/1	ST									
Payton, JaVonta	1/-	P									
Pendley, Nick	1/-	P									
Peters, Fred	1/1	ST									
Pickering, Nathan	1/-	P									
Preston Jr., Shawn	1/-	P									
Ruiz, Brandon	1/-	P									
Sharp, LaQuinston	1/-	P									
Shavers, Tyrell	1/1	ST									
Shrader, Garrett	1/-	P									
Smith, Cole	1/1	ST									
Spencer, Marquiss	1/1	ST									
Spivey, Geor'quarius	1/-	P									
Thompson, Erroll	1/1	ST									
Timbs, Sherman	1/-	P									
Walley, Jaden	1/-	P									
Watson, Nathaniel	1/-	P									
Wheat , Tyrus	1/1	ST									
Williams, Austin	1/1	ST									
Witherspoon, Lee	1/-	P									
Young, Cameron	1/-	P									

## CAREER PARTICIPATION

Games/Starts	'17	'18	'19	'20	Career
Anderson, Somon	--	2/0	2/0	--	4/0
Banks, Carson	--	--	--	--	--
Banks, Jay ^	--	1/0^	--	--	--
Banks, Jevon	--	--	--	--	--
Blackwell, Paul	--	--	13/0	1/0	14/0
Bowman, Reed ^	--	12/0^	1/0	1/0	14/0^
Brooks, Bo	--	--	--	--	--
Brule, Aaron	--	4/0	13/0	1/1	18/1
Buys, Reed	--	--	--	--	--
Cass, Kyle	--	--	--	--	--
Charles, Korey	3/0	7/0	7/0	--	17/0
Christmann, Jace	13/0	13/0	12/0	--	38/0
Conner, Aadreekis	--	--	9/0	--	9/0
Cooley, Armondous	--	--	--	--	--
Costello, K.J.	11/7^	13/13^	5/5^	1/1	30/26^
Cox, Colby	--	--	--	--	--
Craft, Londyn	--	2/0	6/0	1/1	9/1
Cross, Charles	--	--	3/0	1/1	4/1
Crumedy, Jaden	--	2/0	12/7	1/1	15/8
Cumbest, Brad	--	3/0	11/0	--	14/0
Cunningham, Brandon	--	--	--	1/0	1/0
Davis, Jordan	--	--	--	1/0	1/0
Day, Tucker	2/0	13/0	13/0	1/0	29/0
Ducking, Caleb	--	--	--	--	--
Duncan, Collin	--	--	11/0	1/0	12/0
Eiland, Greg	13/4	13/13	11/8	1/1	38/26
Emerson, Martin	--	--	13/5	1/1	14/6
Forbes, Emmanuel	--	--	--	1/0	1/0
Ford, Christian	--	--	--	--	--
Furdge, Esaias	--	2/0	--	1/1	3/1
Gardner, Cameron	--	3/0	13/1	1/0	17/1
Garner, John	--	--	--	--	--
Garner, Joseph	--	--	--	--	--
Goodman, Scott	--	13/0	12/0	--	25/0
Greer, Haze	--	--	--	--	--
Griffin, Lideatruck	--	--	--	1/0	1/0
Groce Jr., Rodney	--	--	--	1/0	1/0
Guidry, Landon	--	8/0	12/0	--	20/0
Hammond, Hayes	--	--	--	--	--
Harris, Jack	--	--	1/0	1/0	2/0
Harvey, Rufus	--	--	--	--	--
Heath, Malik	--	--	--	1/1	1/1
Hill, Kylin	13/0	11/11	13/13	1/1	38/25
Hoyer, Jordan	--	--	--	--	--
Jackson, Grant	--	--	--	--	--
Jackson, James	--	4/0	8/0	1/0	13/0
Jennings, R.J.	--	9/0	5/0	1/0	15/0
Jernighan, J.J.	--	--	--	--	--
Jimison, Jay	--	--	--	--	--
Johnson, Dillon	--	--	--	1/0	1/0
Johnson, Jett	--	2/0	--	1/0	3/0
Johnson, Kwatrivous	--	2/0	2/0	1/1	5/1
Johnson, Ramble	--	--	--	--	--
Jones, Dontea	4/0	12/0	12/0	--	28/0
Jones, Kameron	--	--	--	--	--
Jones, Kobe	13/0	13/1	13/1	1/1	40/3
King, Brodie	--	--	--	--	--
King Ani, Izuchukwu	--	--	--	--	--
Lashley, Scott^	3/0^	8/0^	8/0^	--	19/0^
Lawrence, Dylan	--	--	1/0	1/0	2/0
Lawson, Tre	--	--	--	1/0	1/0
Love, Allen^	--	4/0^	--	--	4/0^
Marks, Jo'quavious	--	--	--	1/1	1/1
Martin, Aidan	--	--	--	--	--

Games/Starts	'17	'18	'19	'20	Career
Mayden, Jalen	--	3/0	--	--	3/0
McCord, Nolan	--	--	--	--	--
Mitchell, Osirus	9/0	13/13	13/11	1/0	36/24
Morgan, C.J.	10/0	13/3	9/9	--	32/12
Murphy, Marcus	--	12/0	5/3	1/1	18/4
Odom, Aaron	--	2/0	3/0	1/0	6/0
Parker, Dareuan	12/0	13/0	11/11	1/1	37/12
Payton, JaVonta	--	--	12/2	1/0	13/2
Pendley, Nick	--	--	2/0	1/0	3/0
Peters, Fred	--	--	13/0	1/1	14/1
Pickering, Nathan	--	--	9/1	1/0	10/1
Preston Jr., Shawn	--	1/0	7/1	1/0	9/1
Pruitt, Kyziah	--	--	--	--	--
Purvis, J.P.	--	--	4/0	--	4/0
Reed, Jaylon	--	3/0	--	--	3/0
Richardson, Decamerion	--	--	--	--	--
Robinson, Devon	--	1/0	--	--	1/0
Rogers, Will	--	--	--	--	--
Ruiz, Brandon^	13/0^	13/0^	--	1/0	27/0^
Russell, Demonte'	--	--	3/0	--	3/0
Ryland, Will	--	--	--	--	--
Sanders, Malik	--	--	--	--	--
Selmon, Javorrius	--	--	--	--	--
Sharp, LaQuinston	--	--	9/5	1/0	10/5
Shavers, Tyrell^	--	15/0^	13/0^	1/1	29/1
Shrader, Garrett	--	--	10/4	1/0	11/4
Smith, Cole	--	--	--	1/1	1/1
Spencer, Marquiss	13/0*	5/1	13/13	1/1	42/13
Spivey, Geor'quarius	--	3/0	13/2	1/0	17/2
Stanic, Matt	--	--	--	--	--
Stewart, Jamari	--	--	--	--	--
Stolberg, Justin	--	--	--	--	--
Swanson, Cody	--	--	--	--	--
Swanson, Nathan	--	2/0	--	--	2/0
Thompson, Erroll	13/3	13/13	13/13	1/1	40/30
Threatt, Cam	--	--	--	--	--
Tice, Camp	--	--	--	--	--
Timbs, Sherman	--	1/0	12/0	1/0	14/0
Torbor, Quinton	--	--	--	--	--
Walker, Kareem	--	--	--	--	--
Walley, Jaden	--	--	--	1/0	1/0
Walters, Allen ^	--	--	3/0^	--	3/0^
Warren, Powers	--	5/0	1/0	--	6/0
Watson, Nathaniel	--	2/0	7/0	1/0	10/0
Wells, Omni	--	--	--	--	--
Wheat, Tyrus	--	--	--	1/1	1/1
Williams, Austin	--	13/5	13/0	1/1	27/6
Williams, Tyler	--	9/0	10/5	--	19/5
Wilson, Trip	--	--	--	--	--
Witherspoon, Lee	--	--	10/0	1/0	11/0
Young, Cameron	--	1/0	8/0	1/0	10/0
Zakkak, JT	--	--	--	--	--

\* 12/0 in 2016 | ^ includes prior school



2020 RESULTS & STATISTICS

Date	MSU Rank	Opponent (Rank)	Score	Attendance	SEC	Overall
Sept. 26	--	at LSU * (6/5)	W, 44-34	21,124	1-0	1-0
Oct. 3	16/14	Arkansas *				
Oct. 10		at Kentucky *				
Oct. 17		Texas A&M *				
Oct. 31		at Alabama *				
Nov. 7		Vanderbilt *				
Nov. 14		Auburn *				
Nov. 21		at Georgia *				
Nov. 28		at Ole Miss *				
Dec. 5		Missouri *				

\* - Southeastern Conference game; Rankings - AP/Coaches.

TEAM STATISTICS	Mississippi State	Opponent
SCORING	44	34
Points Per Game	44.0	34.0
Points Off Turnovers	7	17
FIRST DOWNS	24	25
Rushing	2	8
Passing	22	16
Penalty	0	1
RUSHING YARDAGE	9	80
Yards gained rushing	49	125
Yards lost rushing	40	45
Rushing Attempts	16	38
Average Per Rush	0.6	2.1
Average Per Game	9.0	80.0
TDs Rushing	0	0
PASSING YARDAGE	623	345
Comp-Att-Int	36-60-2	27-46-2
Average Per Pass	10.4	7.5
Average Per Catch	17.3	12.8
Average Per Game	623.0	345.0
TDs Passing	5	3
TOTAL OFFENSE	632	425
Total Plays	76	84
Average Per Play	8.3	5.1
Average Per Game	632.0	425.0
KICK RETURNS: #-YARDS	0-0	1-16
PUNT RETURNS: #-YARDS	0-0	1--2
INT RETURNS: #-YARDS	2-20	2-14
KICK RETURN AVERAGE	0.0	16.0
PUNT RETURN AVERAGE	0.0	-2.0
INTERCEPTION RETURN AVERAGE	10.0	7.0
FUMBLES-LOST	2-2	0-0
PENALTIES-YARDS	7-40	7-31
Average Per Game	40.0	31.0
PUNTS-YARDS	3-134	7-346
Average Per Punt	44.7	49.4
Net punt average	45.3	49.4
KICKOFFS-YARDS	9-585	7-455
Average Per Kick	65.0	65.0
Net kick average	41.0	40.0
TIME OF POSSESSION/GAME	30:28	29:32
3RD-DOWN CONVERSIONS	8/16	5/17
3rd-Down Pct	50%	29%
4TH-DOWN CONVERSIONS	0/0	1/1
4th-Down Pct	0%	100%
SACKS BY-YARDS	7-45	5-38
MISC YARDS	0	0
TOUCHDOWNS SCORED	5	4
FIELD GOALS-ATTEMPTS	3-3	2-2
ON-SIDE KICKS	0-0	0-0
RED-ZONE SCORES	(4-4) 100%	(3-3) 100%
RED-ZONE TOUCHDOWNS	(1-4) 25%	(1-3) 33%
PAT-ATTEMPTS	(5-5) 100%	(4-4) 100%
ATTENDANCE	-	1/21124

SCORE BY QUARTERS	1	2	3	4	Total	Average
Mississippi State	3	14	10	17	44	44.0
Opponents	--	14	10	10	34	34.0

PASSING	G	Rating	C-A-I	Pct.	Yards	TD	LP	Avg./G
Costello, K.J.	1	168.05	36-60-2	60.0	623	5	75	623.0
Total	1	168.05	36-60-2	60.0	623	5	75	623.0
Opponents	1	134.52	27-46-2	58.7	345	3	47	345.0

Statistician's Note

Passing rating formula: [ (8.4 x yards) + (330 x touchdowns) -- (200 x interceptions) + (100 x completions) ] / attempts.

RUSHING	G	Att.	Gain	Loss	Net	Avg./Att.	TD	LG	Avg./G
Hill, Kylin	1	7	34	--	34	4.9	--	12	34.0
Marks, Jo'quavious	1	3	15	--	15	5.0	--	11	15.0
TEAM	1	1	--	2	(-2)	(-2.0)	--	--	(-2.0)
Costello, K.J.	1	5	--	38	(-38)	(-7.6)	--	--	(-38.0)
Total	1	16	49	40	9	0.6	--	12	9.0
Opponents	1	38	125	45	80	2.1	--	12	80.0

RECEIVING	G	No.	Yards	Avg./Rec.	TD	LG	Avg./G
Hill, Kylin	1	8	158	19.8	1	75	158.0
Mitchell, Osirus	1	7	183	26.1	2	43	183.0
Williams, Austin	1	7	57	8.1	1	14	57.0
Payton, JaVonta	1	6	122	20.3	--	34	122.0
Shavers, Tyrell	1	2	68	34.0	1	37	68.0
Gardner, Cameron	1	2	35	17.5	--	24	35.0
Johnson, Dillon	1	1	4	4.0	--	4	4.0
Heath, Malik	1	1	1	1.0	--	1	1.0
Marks, Jo'quavious	1	1	(-2)	(-2.0)	--	--	(-2.0)
Johnson, Kawtrivious	1	1	(-3)	(-3.0)	--	--	(-3.0)
Total	1	36	623	17.3	5	75	623.0
Opponents	1	27	345	12.8	3	47	345.0

TOTAL OFFENSE	G	Plays	Rushing	Passing	Total	Avg./G
Costello, K.J.	1	65	-38	623	585	585.0
Hill, Kylin	1	7	34	--	34	34.0
Marks, Jo'quavious	1	3	15	--	15	15.0
TEAM	1	1	(-2)	--	(-2)	(-2.0)
Total	1	76	9	623	632	632.0
Opponents	1	84	80	345	425	425.0

KICKOFF RETURNS	No.	Yards	Avg./Ret.	TD	LG
--					
Total	--	--	--	--	--
Opponents	1	16	16.0	--	16

PUNT RETURNS	No.	Yards	Avg./Ret.	TD	LG
--					
Total	--	--	--	--	--
Opponents	1	(-2)	(-2.0)	--	--

ALL-PURPOSE YARDAGE	G	Rushing	Receiving	Punt Returns	KO Returns	Int. Returns	Total	Avg./G
Hill, Kylin	1	34	158	--	--	--	192	192.0
Mitchell, Osirus	1	--	183	--	--	--	183	183.0
Payton, JaVonta	1	--	122	--	--	--	122	122.0
Shavers, Tyrell	1	--	68	--	--	--	68	68.0
Williams, Austin	1	--	57	--	--	--	57	57.0
Gardner, Cameron	1	--	35	--	--	--	35	35.0
Furdge, Esaias	1	--	--	--	--	20	20	20.0
Marks, Jo'quavious	1	15	-2	--	--	--	13	13.0
Johnson, Dillon	1	--	4	--	--	--	4	4.0
Heath, Malik	1	--	1	--	--	--	1	1.0
TEAM	1	(-2)	--	--	--	--	(-2)	(-2.0)
Johnson, Kwatrivous	1	--	(-3)	--	--	--	(-3)	(-3.0)
Costello, K.J.	1	(-38)	--	--	--	--	(-38)	(-38.0)
Total	1	9	623	--	--	20	652	652.0
Opponents	1	80	345	(-2)	16	14	453	453.0

..... Points After Touchdown .....									
SCORING	TD	FG	Kick	Rush	Rec.	Pass	DXP	Saf	Points
Ruiz, Brandon	--	3-3	5-5	--	--	--	--	--	14
Mitchell, Osirus	2	--	--	--	--	--	--	--	12
Shavers, Tyrell	1	--	--	--	--	--	--	--	6
Williams, Austin	1	--	--	--	--	--	--	--	6
Hill, Kylin	1	--	--	--	--	--	--	--	6
Total	5	3-3	5-5	--	--	--	--	--	44
Opponents	4	2-2	4-4	--	--	--	--	--	34

PUNTING	No.	Yards	Average	LG	TB	FC	I-20	50+	Blk.
Day, Tucker	2	95	47.5	58	--	--	--	1	--
Bowman, Reed	1	39	39.0	39	--	1	1	--	--
Total	3	134	44.7	58	--	1	1	1	--
Opponents	7	346	49.4	58	--	5	5	3	--

FIELD GOALS	FG	Pct.	1-19	20-29	30-39	40-49	50+	LG	Blk.
Ruiz, Brandon	3-3	100.0	--	1-1	1-1	1-1	--	43	--


Progression (Makes in (##)): (35),(24),(43) |

KICKOFFS	No.	Yards	Average	TB	OB
Ruiz, Brandon	9	585	65.0	8	--
Total	9	585	65.0	8	--
Opponents	7	455	65.0	7	--

INTERCEPTIONS	No.	Yards	Average	TD	LG
Furdge, Esaias	1	20	20.0	--	20
Forbes, Emmanuel	1	--	--	--	--
<b>Total</b>	<b>2</b>	<b>20</b>	<b>10.0</b>	<b>--</b>	<b>20</b>
<b>Opponents</b>	<b>2</b>	<b>14</b>	<b>7.0</b>	<b>1</b>	<b>14</b>

FUMBLE RETURNS	No.	Yards	Average	TD	LG
---					
<b>Total</b>	<b>--</b>	<b>--</b>	<b>--</b>	<b>--</b>	<b>--</b>
<b>Opponents</b>	<b>--</b>	<b>--</b>	<b>--</b>	<b>--</b>	<b>--</b>

DEFENSE	G-GS	Solo	Assist	Total	TFL-Yards	Sacks-Yards	Int.-Yards	PBU	QBH	FR-Yards	FF	Blk	Safety
Preston Jr., Shawn	1	6	5	11	--	--	--	--	--	--	--	--	--
Brule, Aaron	1	6	4	10	1.0-10	1.0-10	--	--	--	--	--	--	--
Thompson, Erroll	1	4	6	10	1.0-6	1.0-6	--	--	--	--	--	--	--
Davis, Jordan	1	2	4	6	--	--	--	1	--	--	--	--	--
Furdge, Esaias	1	5	1	6	--	--	1-20	--	--	--	--	--	--
Peters, Fred	1	1	5	6	--	--	--	1	--	--	--	--	--
Murphy, Marcus	1	2	3	5	--	--	--	--	--	--	--	--	--
Craft, Londyn	1	1	3	4	--	--	--	--	--	--	--	--	--
Emerson, Martin	1	1	3	4	--	--	--	--	--	--	--	--	--
Wheat, Tyrus	1	2	2	4	1.0-7	1.0-7	--	1	--	--	--	--	--
Jones, Kobe	1	--	3	3	0.5-3	0.5-3	--	--	--	--	--	--	--
Lawrence, Dylan	1	--	3	3	--	--	--	--	--	--	--	--	--
Pickering, Nathan	1	--	3	3	0.5-3	0.5-3	--	--	--	--	--	--	--
Spencer, Marquiss	1	3	--	3	2.0-10	2.0-10	--	--	--	--	--	--	--
Watson, Nathaniel	1	2	1	3	--	--	--	--	--	--	--	--	--
Crumedy, Jaden	1	1	1	2	1.0-6	1.0-6	--	1	--	--	--	--	--
Harris, Jack	1	--	2	2	--	--	--	--	--	--	--	--	--
Duncan, Collin	1	1	--	1	--	--	--	--	--	--	--	--	--
Forbes, Emmanuel	1	--	1	1	--	--	1-0	--	--	--	--	--	--
Johnson, Jett	1	--	1	1	--	--	--	--	--	--	--	--	--
Odom, Aaron	1	--	1	1	--	--	--	--	--	--	--	--	--
<b>Total</b>	<b>1</b>	<b>37</b>	<b>52</b>	<b>89</b>	<b>7.0-45</b>	<b>7.0-45</b>	<b>2-20</b>	<b>4</b>	<b>--</b>	<b>--</b>	<b>--</b>	<b>--</b>	<b>--</b>
<b>Opponents</b>	<b>1</b>	<b>33</b>	<b>26</b>	<b>59</b>	<b>7.0-43</b>	<b>5.0-38</b>	<b>2-14</b>	<b>8</b>	<b>1</b>	<b>2-0</b>	<b>1</b>	<b>--</b>	<b>--</b>



**PAUL BLACKWELL** 43  
Long Snapper | 5-10 | 205  
Senior (1L)  
Pascagoula, Miss./Resurrection Catholic  
Major: Business Administration (Graduate)

» CAREER NOTES & RECORDS

**Career:** Walk-on long snapper ... Owns undergraduate degree in chemical engineering ... Handled all long snapping duties in 2019 ... Two-time member of the SEC Fall Academic Honor Roll (2018-19).

» 2020

**Awards:** Named to Patrick Mannelly Award preseason watch list for the overall best long snapper in the FBS.

**Season:** Started one game at long snapper.

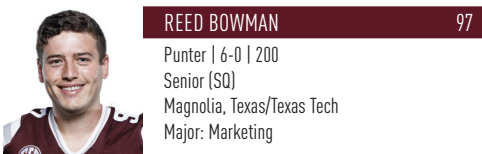
» 2020 GAME-BY-GAME

**Tackles (Solo-Assisted-Total)**  
at LSU 0-0-0.

» BLACKWELL'S CAREER STATISTICS & GAME HIGHS

	UA-A	TK	FF	FR	I	PBU	SACK	TFL
2018	-	-	-	-	-	-	-	-
2019	3-0	3	-	1	-	-	-	-
2020	-	-	-	-	-	-	-	-
<b>CAREER</b>	<b>3-0</b>	<b>3</b>	<b>-</b>	<b>1</b>	<b>-</b>	<b>-</b>	<b>-</b>	<b>-</b>

**Tackles** ..... 1; Three Times: Last Ole Miss, 11/28/19  
**Fumble Recoveries** ..... 1; Kansas State, 9/14/19



**REED BOWMAN** 97  
Punter | 6-0 | 200  
Senior (SQ)  
Magnolia, Texas/Texas Tech  
Major: Marketing

» 2020

**Season:** Appeared in one game ... One of 16 student-athletes to make their Mississippi State debut in 2020 ... Served as the holder on all placements.

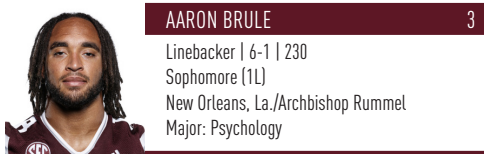
**at LSU (9/26):** Lone punt traveled 39 yards and pinned the Tigers inside their own 20-yard line.

» BOWMAN'S CAREER PUNTING STATISTICS & GAME HIGHS

	Punts	Yards	Avg.	I-20	FC	50+	LG	BLK
2018*	-	-	-	-	-	-	-	-
2019	2	82	41.0	1	-	1	51	-
2020	1	39	39.0	1	1	0	39	0
<b>CAREER</b>	<b>3</b>	<b>121</b>	<b>40.3</b>	<b>2</b>	<b>1</b>	<b>1</b>	<b>51</b>	<b>0</b>

\* - at Texas Tech

**Punts** ..... 2; at Auburn, 9/28/18  
**Punt Yards** ..... 82; at Auburn, 9/28/18  
**Punt Average** ..... 41.0; at Auburn, 9/28/18  
**Longest Punt** ..... 51; at Auburn, 9/28/18  
**50+ Yard Punt** ..... 1; at Auburn, 9/28/18  
**Punts Downed Inside the 20** ..... 1; Twice: Last at LSU, 9/26/20



**AARON BRULE** 3  
Linebacker | 6-1 | 230  
Sophomore (1L)  
New Orleans, La./Archbishop Rummel  
Major: Psychology

» 2020

**Season:** Started one game ... One of 11 Bulldogs to make their first career start in 2020.

**Rankings:** Ranks tied for No. 23 nationally and No. 12 in the SEC in tackles (10) ... Is tied for No. 24 in the FBS and No. 8 in the SEC in sack (1.0).

**at LSU (9/26):** Made his first career start ... Notched a career-best 10 tackles, six of which were unassisted ... Recorded a solo sack late in the fourth quarter ... Earned the highest pass rush grade (74.3) on the team behind four quarterback hurries, according to PFF.

» 2020 GAME-BY-GAME

**Tackles (Solo-Assisted-Total)**  
at LSU 6-4-10.

» BRULE'S CAREER STATISTICS & GAME HIGHS

	UA-A	TK	FF	FR	I	PBU	SACK	TFL
2018	0-1	1	-	-	-	-	-	-
2019	2-9	11	-	1	-	-	1.0-3	1.5-4
2020	6-4	10	-	-	-	-	1.0-10	1.0-10
<b>CAREER</b>	<b>8-14</b>	<b>22</b>	<b>-</b>	<b>1</b>	<b>-</b>	<b>-</b>	<b>2.0-13</b>	<b>2.5-14</b>

**Tackles** ..... 6; at LSU, 9/26/20  
**Tackles for Loss** ..... 1.0; Twice: Last at LSU, 9/26/20  
**Sacks** ..... 1.0; Twice: Last at LSU, 9/26/20  
**Fumbles Recovered** ..... 1; at Auburn, 9/28/19

**NOTE:** Owns one career punt return (vs. Iowa, 2018).



**K.J. COSTELLO** 3  
Quarterback | 6-5 | 225  
Senior (GTR)  
Rancho Santa Margarita, Calif./Stanford  
Major: Business Administration (Grad)

» CAREER NOTES & RECORDS

**Career:** Graduate transfer from Stanford where he started 25 games at quarterback ... Owns his degree in political science from Stanford ... Missed all but eight games in 2019 due to injury ... Owns nine 300-yard passing games in his career (7 in 2018; 1 in 2019; 1 in 2020) ... Has thrown four-or-more touchdown passes on six occasions (1 in 2017; 4 in 2018; 1 in 2020) ... Responsible for 57 career touchdowns (54 pass, 3 rush) ... Left Stanford among the top 10 all-time in passing efficiency (No. 3; 143.8), completions percentage (No. 5; .626), touchdown passes (No. 6; 49), passing completions (No. 8; 495), total offense (No. 8 tied; 6,247 yards), passing yards (No. 9; 6,151), passing attempts (No. 10; 791).

**NCAA Active Leaders:** Sits No. 8 in the FBS in touchdown passes (54) and passing yards (6,774) ... Is No. 10 among active quarterbacks in completions (531) ... Ranks No. 11 in the FBS in total offense (6,832) ... Sits No. 13 among active quarterbacks in completion percentage (62.4%) ... Is No. 14 in the FBS in touchdowns responsible for (57) ... Ranks No. 16 among active FBS quarterbacks in career passing efficiency (145.50).

» 2020

**Awards:** Semifinalist for William V. Campbell Trophy, the award recognizes an individual as the absolute best football scholar-athlete in the nation for his combined academic success, football performance and exemplary leadership ... The last MSU semifinalist for the Campbell Trophy was Martinus Rankin in 2017 ... Tabbed SEC Offensive Player of the Week along with Maxwell and Walter Camp FBS National Offensive Player of the Week after throwing for a school-record 623 yards and five touchdowns at LSU (9/26) ... Also garnered Davey O'Brien and Manning Award National Quarterback of the Week, along with receiving a helmet sticker from ESPN's College Football Final ... Preseason candidate for the Maxwell Award, which is presented annually to the most outstanding player in college football ... Named to the Johnny Unitas Golden Arm Award preseason watch list.

**Season:** Started one game ... One of 16 student-athletes to make their Mississippi State debut in 2020 ... Set the Mississippi State and SEC single-game record for yards passing at LSU with 623 yards, previously held by Dak Prescott (508; Arkansas, 2015) and Georgia's Eric Zeier (544; Southern Miss, 1993) ... The 623 yards passing at LSU rank No. 11 in NCAA single-game history ... Is the first SEC quarterback to throw for 600 yards in a game ... Set school standards for passing attempts (60) at LSU, besting Prescott (33; Arkansas, 2015) ... Owns school record for passing completions (36), surpassing Joe Reed (52; LSU, 1970).

**Rankings:** Leads the NCAA in completions per game (36.0), passing yards per game (623.0) and total offense per game (585.0) ... Sits No. 9 nationally and No. 2 in the SEC in yards per completion (10.38) ... Ranks No. 11 in the FBS and No. 2 in the SEC in passing touchdowns (5) ... Is No. 14 in the NCAA and No. 5 in the SEC in passing efficiency (168.1) ... Sits No. 21 in the FBS and No. 2 in the SEC in points responsible for (30) ... Ranks No. 39 nationally and No. 11 in the SEC in completion percentage (60.0).

**at LSU (9/26):** Broke the SEC and MSU record for passing yards in a game with 623 yards, completing 36-of-60 passes with five touchdowns ... His 623 yards passing rank 11th in NCAA history ... The previous MSU record for passing yards in a game was 508 yards by Dak Prescott versus Arkansas in 2015 ... The previous SEC record was 544 yards by Georgia's Eric Zeier versus Southern Miss in 1993 ... Also set MSU for completions (33; Prescott, 2015) and 60 passing attempts (52; Reed, 1970) ... Five touchdown passes tied the MSU school record (Last: Thompson, 2018) ... Completed 15 passes that were 20 yards or longer ... Was 7-of-11 passing on third downs, throwing for 194 yards and three touchdowns ... Found Kylin Hill for a 75-yard touchdown pass to answer LSU's touchdown in the third quarter and give MSU a 27-24 lead ... Connected with Osirus Mitchell in the end zone twice, including a 24-yard strike with 3:39 left in the game that made the score 44-34.

» 2020 GAME-BY-GAME

**Passing (Comp.-Att.-Yds.-TD-INT)**  
at LSU 36-60-623-5-2.

» COSTELLO'S CAREER PASSING STATISTICS & GAME HIGHS

	C-A	Yds.	%	TD-INT	YPG	LG
2017*	124-211	1,573	58.8	14-4	143.0	50
2018*	269-413	3,540	65.1	29-11	272.3	80
2019*	102-167	1,038	61.1	6-3	207.6	79
2020	36-60	623	60.0	5-2	623.0	75
<b>CAREER</b>	<b>531-851</b>	<b>6,774</b>	<b>62.4</b>	<b>54-20</b>	<b>225.8</b>	<b>80</b>
<b>MSU</b>	<b>36-60</b>	<b>623</b>	<b>60.0</b>	<b>5-2</b>	<b>623.0</b>	<b>75</b>

\* - at Stanford

**Pass Completions** ..... 36; at LSU, 9/26/20  
**Pass Attempts** ..... 60; at LSU, 9/26/20  
**Passing Yards** ..... 623; at LSU, 9/26/20  
**Passing Touchdowns** ..... 5; Twice: Last at LSU, 9/26/20  
**Long Pass** ..... 80 yards; vs. San Diego State, 8/31/18\*

» 2020 GAME-BY-GAME

**Rushing (Carries-Yards-TD)**  
LSU 5-(-38)-0.

» COSTELLO'S CAREER OFFENSIVE STATISTICS & GAME HIGHS

	Att.-Yds.	YPC	TD	LG	Rec.-Yds.	YPC	TD	LG
2017*	28-92	3.3	3	25	-	-	-	-
2018*	42-(-20)	(-0.5)	-	45	-	-	-	-
2019*	18-24	1.3	-	14	1-(-12)	(-12.0)	-	-
2020	5-(-38)	(-7.6)	-	-	-	-	-	-
<b>CAREER</b>	<b>93-58</b>	<b>0.6</b>	<b>3</b>	<b>45</b>	<b>1-(-12)</b>	<b>(-12.0)</b>	<b>-</b>	<b>-</b>
<b>MSU</b>	<b>5-(-38)</b>	<b>(-7.6)</b>	<b>-</b>	<b>-</b>	<b>-</b>	<b>-</b>	<b>-</b>	<b>-</b>

\* - at Stanford

**Rush Attempts** ..... 7; Twice: Last Oregon, 9/21/19\*  
**Rush Yards** ..... 45 yards; Oregon State, 11/10/18\*  
**Rushing Touchdowns** ..... 1; Three Times: Last at Washington State, 11/14/17\*  
**Long Rush** ..... 45 yards; Oregon State, 11/10/18\*

**Receptions** ..... 1; Arizona, 10/26/19\*  
**Receiving Yards** ..... -12; Arizona, 10/26/19\*  
**Long Reception** ..... -12; Arizona, 10/26/19\*

**Total Offense Yards** ..... 585; at LSU, 9/26/20  
**All-Purpose Yards** ..... 45 yards; Oregon State, 11/10/18\*



**LONDYN CRAFT** 28

Safety | 6-0 | 200  
Junior (SQ)  
Rio Rancho, N.M./IMG Academy  
Major: Human Development & Family Science

» 2020

**Season:** Started one game ... One of 11 Bulldogs to make their first career start in 2020.

**at LSU (9/26):** Made his first career start at strong safety ... Record a career-best four tackles.

» 2020 GAME-BY-GAME

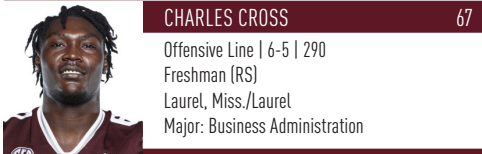
*Tackles (Solo-Assisted-Total)*

LSU 1-3-4.

» CRAFT'S CAREER STATISTICS & GAME HIGHS

	UA-A	TK	FF	FR	I	PBU	SACK	TFL
2018	-	-	-	-	-	-	-	-
2019	0-1	1	-	-	-	-	-	-
2020	1-3	4	-	-	-	-	-	-
CAREER	1-4	5	-	-	-	-	-	-

**Tackles** ..... 4; at LSU, 8/26/20



**CHARLES CROSS** 67

Offensive Line | 6-5 | 290  
Freshman (RS)  
Laurel, Miss./Laurel  
Major: Business Administration

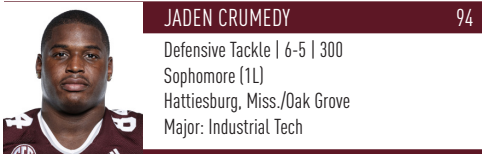
» CAREER NOTES & RECORDS

**Career:** Five-star offensive tackle and No. 1 prospect in Mississippi as a senior in high school.

» 2020

**Season:** Started one game ... One of 11 Bulldogs to make their first career start in 2020.

**at LSU (9/26):** Made his first career start at left tackle, playing every offensive snap ... Helped protect K.J. Costello as he passed for an SEC and MSU record 623 yards and five touchdowns.



**JADEN CRUMEDY** 94

Defensive Tackle | 6-5 | 300  
Sophomore (1L)  
Hattiesburg, Miss./Oak Grove  
Major: Industrial Tech

» 2020

**Season:** Started one game.

**Rankings:** Is tied for No. 24 nationally and No. 8 in the SEC in sacks (1.0).

**at LSU (9/26):** Logged two tackles ... Recorded one sack for a six-yard loss to force the Tigers into a third-and-long situation with less than 3:30 left in the game.

» 2020 GAME-BY-GAME

*Tackles (Solo-Assisted-Total)*

LSU 1-1-2.

» CRUMEDY'S CAREER STATISTICS & GAME HIGHS

	UA-A	TK	FF	FR	I	PBU	SACK	TFL
2019	8-10	18	-	-	-	-	1.0-6	2.0-7
2020	1-1	2	-	-	-	1	1.0-6	1.0-6
CAREER	9-11	20	-	-	-	1	2.0-12	3.0-13

**Tackles** ..... 4; Alabama, 11/17/19

**Tackles for Loss** ..... 1.0; Three Times: Last at LSU, 9/26/20

**Sacks** ..... 1.0; Twice: Last at LSU, 9/26/20

**Pass Breakups** ..... 1.0; at LSU, 9/26/20



**BRANDON CUNNINGHAM** 72

Offensive Line | 6-4 | 300  
Freshman (RS)  
St. Martin, Miss./St. Martin  
Major: Marketing

» 2020

**Season:** Appeared in one game ... One of 16 student-athletes to make their Mississippi State debut in 2020.

**at LSU (9/26):** Made collegiate debut.



**JORDAN DAVIS** 6

Linebacker | 6-4 | 260  
Junior (JC)  
Memphis, Tenn./Copiah-Lincoln [MS] CC  
Major: Communication

» 2020

**Season:** Appeared in one game ... One of 16 student-athletes to make their Mississippi State debut in 2020.

**at LSU (9/26):** Recorded six tackles and one pass break up in his MSU debut ... Force the third-quarter interception with pressure of Myles Brennan, which eventually led to MSU's fourth touchdown of the game.

» 2020 GAME-BY-GAME

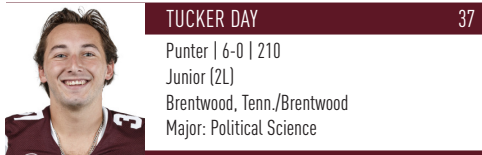
*Tackles (Solo-Assisted-Total)*

at LSU 2-4-6.

» DAVIS' CAREER STATISTICS & GAME HIGHS

	UA-A	TK	FF	FR	I	PBU	SACK	TFL
2020	2-4	6	-	-	-	1	-	-
CAREER	2-4	6	-	-	-	1	-	-

**Tackles** ..... 2; at LSU, 9/26/20



**TUCKER DAY** 37

Punter | 6-0 | 210  
Junior (2L)  
Brentwood, Tenn./Brentwood  
Major: Political Science

» CAREER NOTES & RECORDS

**Career:** Versatile and experienced specialist ... Earned his year of eligibility back after an injury in 2017 ... Team's primary punter the past two season ... Longest punt of career is 70 yards, which he has recorded twice ... Pinned 26 punts inside the 20 and owns 16 punts of 50-plus yards.

**NCAA Active Leaders:** Sits No. 19 nationally in punting average (41.2) ... Ranks No. 27 in the FBS in total punting yards (4,120).

» 2020

**Season:** Started one game at punter.

**at LSU (9/26):** Averaged 47.5 yards on two punts ... Recorded a 58-yard punt in the first quarter.

» DAY'S CAREER PUNTING STATISTICS & GAME HIGHS

	Punts	Yards	Avg.	I-20	FC	50+	LG	BLK
2017	-	-	-	-	-	-	-	-
2018	47	1,851	39.4	13	19	4	70	-
2019	51	2,174	42.6	13	10	11	70	-
2020	2	95	47.5	-	-	1	58	-
CAREER	100	4,120	41.2	26	29	16	70	-

**Punt Attempts** ..... 8; at Alabama, 11/10/18

**Punt Yards** ..... 294; at Alabama, 11/10/18

**Punt Average** ..... 50.4; vs. Iowa, 1/1/19

**Long Punt** ..... 70; Twice: Last LSU, 10/19/19

**50+ Yard Punts** ..... 2; Twice: Last Southern Miss, 9/7/19

**Punts Downed Inside the 20** ..... 3; Twice: Last Southern Miss, 9/7/19

» DAY'S CAREER KICKOFF STATISTICS					
	No.	Yds	AVG	TB	OB
2017	2	130	65.0	2	-
2018	-	-	-	-	-
2019	17	991	58.3	4	1
2020	-	-	-	-	-
CAREER	19	1,121	59.0	6	1

**Kickoffs** ..... 3; vs. Louisville, 12/30/19

**Kickoff Yards** ..... 188; vs. Louisville, 12/30/19

**Kickoff Average** ..... 62.7; vs. Louisville, 12/30/19

**NOTE:** Is 2-of-4 on field goal attempts ... Long field goal is 40 yards (Charleston Southern; 2017) ... Owns eight career PATs ... Rushed once for four yards (Ole Miss; 2019) ... Has one career tackle.



**COLLIN DUNCAN** 19

Safety | 6-0 | 205  
Sophomore (SQ)  
Montgomery, Ala./St. James School  
Major: Kinesiology

» 2020

**Season:** Appeared in one game.

**at LSU (9/26):** Recorded one tackle.

» 2020 GAME-BY-GAME

*Tackles (Solo-Assisted-Total)*

LSU 1-0-1.

» DUNCAN'S CAREER STATISTICS & GAME HIGHS

	UA-A	TK	FF	FR	I	PBU	SACK	TFL
2019	1-0	1	-	-	-	-	-	-
2020	1-0	1	-	-	-	-	-	-
CAREER	2-0	2	-	-	-	-	-	-

**Tackles** ..... 1; Twice: Last at LSU, 9/26/20



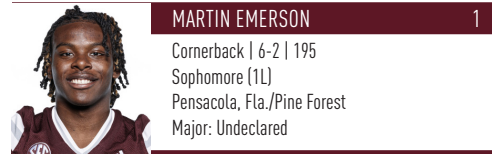
**GREG EILAND** 55

Offensive Line | 6-8 | 335  
Senior (3L)  
Philadelphia, Miss./Philadelphia  
Major: Industrial Tech

» 2020

**Season:** Started one game.

**at LSU (9/26):** Started at left guard, playing 69 snaps at the position ... Helped protect K.J. Costello as he passed for an SEC and MSU record 623 yards and five touchdowns.



**MARTIN EMERSON** 1

Cornerback | 6-2 | 195  
Sophomore (1L)  
Pensacola, Fla./Pine Forest  
Major: Undeclared

» 2020

**Season:** Started one game.

**at LSU (9/26):** Finished with four tackles.

» 2020 GAME-BY-GAME

*Tackles (Solo-Assisted-Total)*

LSU 1-3-4.

» EMERSON'S CAREER STATISTICS & GAME HIGHS

	UA-A	TK	FF	FR	I	PBU	SACK	TFL
2019	17-15	32	1	-	1	2	-	1.5-1
2020	1-3	4	-	-	-	-	-	-
CAREER	18-18	36	1	-	1	2	-	1.5-1


**Tackles** ..... 6; at Auburn, 9/28/19

**Tackles for Loss** ..... 1.0; at Auburn, 9/28/19

**Pass Breakups** ..... 1; Twice: Last at Arkansas, 11/2/19

**Interceptions** ..... 1; Southern Miss, 9/7/19

**Fumbles Forced** ..... 1; at Arkansas, 11/2/19



EMMANUEL FORBES

13

Cornerback | 6-0 | 160

Freshman (HS)

Grenada, Miss./Grenada

Major: Undeclared

» 2020

**Season:** Appeared in one game ... One of six MSU true freshmen to debut in 2020 ... One of 16 student-athletes to make their Mississippi State debut in 2020.

**Rankings:** Ranks tied for No. 10 nationally and No. 2 in the SEC in interceptions (1).

**at LSU (9/26):** Made his collegiate debut ... Played 49 total snaps ... Intercepted Myles Brennan in the end zone as time expired for his first career interception ... Had one tackle ... Earned the second-highest coverage grade on the team for the game at 72.0, according to PFF ... Didn't allow a catch on three targets.


» 2020 GAME-BY-GAME

*Tackles (Solo-Assisted-Total)*  
at LSU 0-1-1.

» FORBES' CAREER STATISTICS & GAME HIGHS

	UA-A	TK	FF	FR	I	PBU	SACK	TFL
2020	0-1	1	-	-	1	-	-	-
CAREER	0-1	1	-	-	1	-	-	-

**Tackles** ..... 1; at LSU, 9/26/20  
**Interceptions** ..... 1; at LSU, 9/26/20



ESAIAS FURDGE

27

Cornerback | 6-0 | 185

Sophomore (SQ)

Clarksdale, Miss./Clarksdale

Major: Industrial Technology

» 2020

**Season:** Started one game ... One of 11 Bulldogs to make their first career start in 2020.

**Rankings:** Ranks tied for No. 10 nationally and No. 2 in the SEC in interceptions (1).

**at LSU (9/26):** Made his first career start ... Posted a career-best six tackles ... Grabbed his first career interception, which he returned 20 yards to set up a third-quarter touchdown drive that made the score 34-24 with 14:14 left in the game.

» 2020 GAME-BY-GAME

*Tackles (Solo-Assisted-Total)*  
at LSU 5-1-6.

» FURDGE'S CAREER STATISTICS & GAME HIGHS

	UA-A	TK	FF	FR	I	PBU	SACK	TFL
2018	-	-	-	-	-	-	-	-
2019	-	-	-	DNP	-	-	-	-
2020	5-1	6	-	-	1	-	-	-
CAREER	5-1	6	-	-	1	-	-	-

**Tackles** ..... 6; at LSU, 9/26/20  
**Interceptions** ..... 1; at LSU, 9/26/20  
**Pass Breakups** ..... 1.0; at LSU, 9/26/20



CAMERON GARDNER

18

Wide Receiver | 6-4 | 220

Sophomore (1L)

Starkville, Miss./Starkville

Major: Undeclared

» 2020

**Season:** Appeared in one game.

**Rankings:** Ranks No. 55 in the NCAA and No. 14 in the SEC in yards per reception (17.50).

**at LSU (9/26):** Caught a career-high two passes for a career-high 35 yards ... Had a career-long catch of 24 yards ... Both of his receptions went for first downs.

» 2020 GAME-BY-GAME

*Receiving (Receptions-Yards-TD)*  
at LSU 2-35-0.

» GARDNER'S CAREER STATISTICS & GAME HIGHS

	Att.-Yds.	Avg.	TD	LG	Rec.-Yds.	YPC	TD	LG
2018	-	-	-	-	-	-	-	-
2019	-	-	-	-	1-7	7.0	-	7
2020	-	-	-	-	2-35	17.5	-	24
CAREER	-	-	-	-	3-42	14.0	-	24

**Receptions** ..... 2; at LSU, 9/26/20  
**Receiving Yards** ..... 35; at LSU, 9/26/20  
**Longest Reception** ..... 24; at LSU, 9/26/20



LIDEATRICK GRIFFIN

81

Wide Receiver | 5-10 | 175

Freshman (HS)

Philadelphia, Miss./Philadelphia

Major: Undeclared

» 2020

**Season:** Appeared in one game ... One of six MSU true freshmen to debut in 2020 ... One of 16 student-athletes to make their Mississippi State debut in 2020.


**at LSU (9/26):** Made his collegiate debut.

» 2020 GAME-BY-GAME

*Receiving (Receptions-Yards-TD)*  
at LSU 0-0-0.

» GRIFFIN'S CAREER STATISTICS & GAME HIGHS

	Att.-Yds.	Avg.	TD	LG	Rec.-Yds.	Avg.	TD	LG
2020	-	-	-	-	-	-	-	-
CAREER	-	-	-	-	-	-	-	-



RODNEY GROCE JR.

54

Linebacker | 6-2 | 245

Freshman (HS)

Pleasant Grove, Ala./Pleasant Grove

Major: Undeclared

» 2020

**Season:** Appeared in one game ... One of six MSU true freshmen to debut in 2020 ... One of 16 student-athletes to make their Mississippi State debut in 2020.

**at LSU (9/26):** Made his collegiate debut.

» 2020 GAME-BY-GAME

*Tackles (Solo-Assisted-Total)*  
at LSU 0-0-0.

» GROCE JR.'S CAREER STATISTICS & GAME HIGHS

	UA-A	TK	FF	FR	I	PBU	SACK	TFL
2020	-	-	-	-	-	-	-	-
CAREER	-	-	-	-	-	-	-	-



JACK HARRIS

15

Defensive End | 6-3 | 250

Freshman (RS)

Sumrall, Miss./Oak Grove

Major: Undeclared

» 2020

**Season:** Appeared in one game.

**at LSU (9/26):** Recorded a two tackles.

» 2020 GAME-BY-GAME

*Tackles (Solo-Assisted-Total)*  
at LSU 0-2-2.

» HARRIS' CAREER STATISTICS & GAME HIGHS

	UA-A	TK	FF	FR	I	PBU	SACK	TFL
2019	0-1	1	-	-	-	-	-	-
2020	0-2	2	-	-	-	-	-	-
CAREER	0-3	3	-	-	-	-	-	-

**Tackles** ..... 2; at LSU, 9/26/20



MALIK HEATH

4

Wide Receiver | 6-3 | 215

Junior (JC)

Jackson, Miss./Copiah-Lincoln [MS] CC

Major: Kinesiology

» 2020

**Season:** Started one game ... One of 11 Bulldogs to make their first career start in 2020 ... One of 16 student-athletes to make their Mississippi State debut in 2020.

**at LSU (9/26):** Earned his first career start ... Finished with one catch for one yard.

» 2020 GAME-BY-GAME

*Receiving (Receptions-Yards-TD)*  
at LSU 1-1-0.

» HEATH'S CAREER STATISTICS & GAME HIGHS

	Att.-Yds.	Avg.	TD	LG	Rec.-Yds.	Avg.	TD	LG
2020	-	-	-	-	1-1	1.0	-	1
CAREER	-	-	-	-	1-1	1.0	-	1

**Receptions** ..... 1; at LSU, 9/26/20  
**Receiving Yards** ..... 1; at LSU, 9/26/20  
**Longest Reception** ..... 1; at LSU, 9/26/20





KYLIN HILL

8

Running Back | 5-11 | 210  
 Senior (3L)  
 Columbus, Miss./Columbus  
 Major: Psychology

» CAREER NOTES & RECORDS

**Career:** Shifty, powerful running back who can make defenders miss and has a gear to take it the distance ... Won the starting role during 2018 fall camp and started 25 of the last 27 games, missing two due to injury ... One of the top running backs in the SEC in yards after contact ... Has fumbled just once (at Texas A&M; 10/28/17) in 481 career touches ... Owns an active streak of 448 touches without a fumble ... Has not lost a fumble since his sophomore year in high school ... Highest running back signee for the Bulldogs since Jerious Norwood (2002) ... Ranks No. 9 on the career rushing yards list (2,511), trailing Dak Prescott (2,521; 2012-15) ... Ranks just outside the top 10 on State's career rushing attempts and career rushing touchdowns charts ... Owns 11 career 100-yard rushing contests, which is No. 6 in MSU history.

**NCAA Active Leaders:** Sits No. 8 in yards per rush (5.7) ... Is No. 10 in total rushing yards (2,511) ... Ranks No. 12 in all-purpose yards (3,063) ... Sits No. 28 in the FBS in rushing touchdowns (16) ... Is No. 56 in total offense (2,511) ... Ranks No. 59 in touchdowns responsible for (22).

» 2020

**Awards:** Preseason candidate for the Doak Walker Award, given to the nation's top running back ... Named to the Maxwell Award preseason watch list, which is presented annually to the most outstanding player in college football ... Tabbed preseason first-team All-SEC by the conference coaches and media.

**Season:** Started one game ... Broke the program record for single-game receiving yards by a running back at LSU (158) formerly held by LaDarius Perkins (140) against Ole Miss in 2010.

**Rankings:** Sits No. 4 in the NCAA and No. 4 in the SEC in receiving yards per game (158.0) ... Ranks No. 5 nationally and No. 2 in the SEC in all-purpose yards per game (192.0) ... Is No. 6 in the FCB and No. 4 in the SEC in receptions per game (8.0) ... Sits No. 38 in the FBS and No. 4 in the SEC in receiving yards (158) ... Ranks No. 41 nationally and No. 11 in the SEC in yards per reception (19.75).

**at LSU (9/26):** Set career highs in receptions (8) and receiving yards (158) ... His 158 yards receiving were the most ever by an MSU running back ... Caught a 75-yard touchdown pass to give MSU the lead for good ... One of three receivers that eclipsed 100 yards receiving on the day (Osirus Mitchell [183] and JaVonta Payton [122]), marking only the second time in program history a trio of Bulldogs achieved the feat ... Recorded the second-highest receiving rating on the team with a 78.8 grade, according to PFF ... Five of his catches went for a first down ... Finished with 155 yards after catch, according to PFF ... Also added seven rushes for 34 yards.

» 2020 GAME-BY-GAME

*Rushing (Carries-Yards-TD)*  
at LSU 7-34-0.

*Receiving (Receptions-Yards-TD)*  
at LSU 8-158-1.

» HILL'S CAREER STATISTICS & GAME HIGHS

	Att.-Yds.	YPC	TD	LG	Rec.-Yds.	YPC	TD	LG
2017	78-393	5.0	2	30	4-38	9.5	0	17
2018	117-734	6.3	4	52	22-176	8.0	4	53
2019	242-1,350	5.6	10	62	18-180	10.0	1	88
2020	7-34	4.9	-	12	8-158	19.8	1	75
<b>CAREER</b>	<b>444-2,511</b>	<b>5.7</b>	<b>16</b>	<b>62</b>	<b>52-552</b>	<b>10.6</b>	<b>6</b>	<b>88</b>

**Rush Attempts** ..... 27; at Louisiana, 8/31/19

**Rush Yards** ..... 234; at Arkansas, 10/26/19

**Rushing Touchdowns** ..... 3; Twice: Last at Arkansas, 10/26/1

**Long Rush** ..... 52 yards; at Kansas State, 9/8/18

**Receptions** ..... 5; Louisiana Tech, 11/3/18

**Receiving Yards** ..... 158; at LSU, 9/26/20

**Receiving Touchdowns** ..... 1; Six Times: Last at LSU, 9/26/20

**Longest Reception** ..... 88 yards; Abilene Christian, 11/23/19

**NOTE:** Owns eight career tackles ... Has 1.0 tackle for loss.



JAMES JACKSON

71

Offensive Line | 6-3 | 330  
 Junior (2L)  
 Pascagoula, Miss./Pascagoula  
 Major: Industrial Tech

» CAREER NOTES & RECORDS


**Career:** Has played both offensive and defensive line during his career.

» 2020

**Season:** Appeared in one game.

**at LSU (9/26):** Saw time on special teams.

**NOTE:** Owns seven career tackles.



R.J. JENNINGS

51

Linebacker | 6-0 | 235  
 Senior (1L)  
 Birmingham, Ala./Briarwood Christian  
 Major: Mechanical Engineering

» 2020

**Season:** Appeared in one game.

» 2020 GAME-BY-GAME

*Tackles (Solo-Assisted-Total)*  
at LSU 0-0-0; Arkansas DNP.

» JENNINGS' CAREER STATISTICS & GAME HIGHS

	UA-A	TK	FF	FR	I	PBU	SACK	TFL
2018	0-1	1	-	-	-	-	-	-
2019	-	-	-	-	-	-	-	-
2020	-	-	-	-	-	-	-	-
<b>CAREER</b>	<b>0-1</b>	<b>1</b>	-	-	-	-	-	-

**Tackles** ..... 1; vs. Texas A&M, 11/3/18



DILLON JOHNSON

23

Running Back | 6-0 | 215  
 Freshman (HS)  
 Greenville, Miss./Saint Joseph  
 Major: Kinesiology

» 2020

**Season:** Appeared in one game ... One of six MSU true freshmen to debut in 2020 ... One of 16 student-athletes to make their Mississippi State debut in 2020.

**at LSU (9/26):** Made his collegiate debut ... Had one reception for four yards.

» 2020 GAME-BY-GAME

*Rushing (Carries-Yards-TD)*  
at LSU 1-4-0.

*Receiving (Receptions-Yards-TD)*  
at LSU 0-0-0.

» D. JOHNSON'S CAREER STATISTICS & GAME HIGHS

	Att.-Yds.	Avg.	TD	LG	Rec.-Yds.	Avg.	TD	LG
2020	-	-	-	-	1-4	4.0	-	4
<b>CAREER</b>	-	-	-	-	<b>1-4</b>	<b>4.0</b>	-	<b>4</b>

**Receptions** ..... 1; at LSU, 9/26/20

**Receiving Yards** ..... 4; at LSU, 9/26/20

**Longest Reception** ..... 4; at LSU, 9/26/20



JETT JOHNSON

44

Linebacker | 6-2 | 235  
 Sophomore (SQ)  
 Tupelo, Miss./Tupelo  
 Major: Kinesiology

» 2020

**Season:** Appeared in one game.

**at LSU (9/26):** Posted one tackle.


» 2020 GAME-BY-GAME

*Tackles (Solo-Assisted-Total)*  
at LSU 0-1-1.

» J. JOHNSON'S CAREER STATISTICS & GAME HIGHS

	UA-A	TK	FF	FR	I	PBU	SACK	TFL
2018	0-2	2	-	-	-	-	-	-
2019	-	-	-	DNP	-	-	-	-
2020	0-1	1	-	-	-	-	-	-
<b>CAREER</b>	<b>0-3</b>	<b>3</b>	-	-	-	-	-	-

**Tackles** ..... 2; Louisiana Tech, 11/3/18



KWATRIVOUS JOHNSON

69


Offensive Line | 6-7 | 315  
 Sophomore (SQ)  
 Greenwood, Miss./Greenwood  
 Major: Undeclared

» 2020

**Season:** Started one game ... One of 11 Bulldogs to make their first career start in 2020.

**LSU (9/26):** Earned first career start ... Played every offensive snap ... Helped protect K.J. Costello pass for an SEC and MSU record 623 yards ... Recorded his first career reception off a batted pass.

**NOTE:** Owns one career reception (at LSU, 2020).



KOBE JONES

52

Defensive End | 6-4 | 260  
 Senior (2L)  
 Starkville, Miss./Starkville  
 Major: Business Administration

» CAREER NOTES & RECORDS

**Career:** Owns his undergraduate degree in business administration ... Has seen the field in 40 games on special teams and defense ... Two-time member of the SEC Fall Academic Honor Roll (2017, 19).

**NCAA Active Leaders:** Ranks tied for No. 63 nationally in tackles for loss (18.5).

» 2020

**Awards:** Preseason candidate for the Wuerffel Trophy, known as college football's premier award for community service ... Tabbed preseason third-team All-SEC by the coaches.

**Season:** Started one game.

**at LSU (9/26):** Recorded three tackles and half a sack ... Logged five quarterback hurries, according to PFF ... Part of a defense that recorded 7.0 sacks, its most since 2015 (7.0; Ole Mis).

» 2020 GAME-BY-GAME

*Tackles (Solo-Assisted-Total)*  
at LSU 0-3-3.

» K. JONES' CAREER STATISTICS & GAME HIGHS

	UA-A	TK	FF	FR	I	PBU	SACK	TFL
2017	8-10	18	1	-	-	-	1.0-9	4.5-15
2018	12-10	22	-	1	-	-	-	6.5-14
2019	14-16	30	-	-	-	-	4.0-27	7.0-32
2020	0-3	3	-	-	-	-	0.5-3	0.5-3
<b>CAREER</b>	<b>34-39</b>	<b>73</b>	<b>1</b>	<b>1</b>	-	-	<b>5.5-39</b>	<b>18.5-64</b>

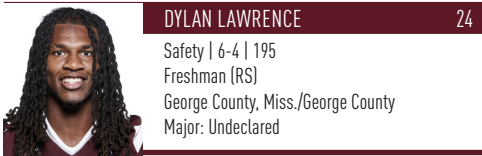
**Tackles** ..... 6; Charleston Southern, 9/2/17

**Tackles for Loss** ..... 3.5; vs. Louisville, 12/30/19

**Sacks** ..... 2.0; vs. Louisville, 12/30/19

**Fumbles Forced** ..... 1; Charleston Southern, 9/2/17

**Fumbles Recovered** ..... 1; Auburn, 10/6/18



DYLAN LAWRENCE 24

Safety | 6-4 | 195  
Freshman (RS)  
George County, Miss./George County  
Major: Undeclared

» 2020

**Season:** Appeared in one game.

**at LSU (9/26):** Recorded a career-best three tackles.

» 2020 GAME-BY-GAME

*Tackles (Solo-Assisted-Total)*

at LSU 0-3-3.

» LAWRENCE'S CAREER STATISTICS & GAME HIGHS

	UA-A	TK	FF	FR	I	PBU	SACK	TFL
2019	1-0	1	-	-	-	-	-	-
2020	0-3	3	-	-	-	-	-	-
CAREER	1-3	4	-	-	-	-	-	-

**Tackles** ..... 3; at LSU, 9/26/20



TRE LAWSON 50

Defensive End | 6-5 | 265  
Junior (JC)  
North Augusta, S.C./Mississippi Gulf Coast C.C.  
Major: Interdisciplinary Studies

» 2020

**Season:** Appeared in one game ... One of 16 student-athletes to make their Mississippi State debut in 2020.

**at LSU (9/26):** Made collegiate debut.

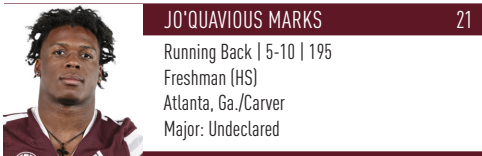
» 2020 GAME-BY-GAME

*Tackles (Solo-Assisted-Total)*

at LSU 0-0-0.

» LAWSON'S CAREER STATISTICS & GAME HIGHS

	UA-A	TK	FF	FR	I	PBU	SACK	TFL
2020	-	-	-	-	-	-	-	-
CAREER	-	-	-	-	-	-	-	-



JO'QUAVIOUS MARKS 21

Running Back | 5-10 | 195  
Freshman (HS)  
Atlanta, Ga./Carver  
Major: Undeclared

» 2020

**Season:** Started one game ... One of six MSU true freshmen to debut in 2020 ... One of 11 Bulldogs to make their first career start in 2020 ... One of 16 student-athletes to make their Mississippi State debut in 2020.

**at LSU (9/26):** Made collegiate debut ... Finished with three carries for 15 yards ... Made one reception ... First career carry went for 11 yards and a first down.

» 2020 GAME-BY-GAME

*Rushing (Carries-Yards-TD)*

at LSU 3-15-0.

*Receiving (Receptions-Yards-TD)*

at LSU 1-(-2)-0.

» MARKS' CAREER STATISTICS & GAME HIGHS

	Att.-Yds.	Avg.	TD	LG	Rec.-Yds.	Avg.	TD	LG
2020	3-15	5.0	-	11	1-(-2)	(-2.0)	-	-
CAREER	3-15	5.0	-	11	1-(-2)	(-2.0)	-	-

**Rush Attempts** ..... 3; at LSU, 9/26/20

**Rush Yards** ..... 15; at LSU, 9/26/20

**Long Rush** ..... 11 yards; at LSU, 9/26/20

**Receptions** ..... 1; at LSU, 9/26/20

**Receiving Yards** ..... minus-2; at LSU, 9/26/20



OSIRUS MITCHELL 5

Wide Receiver | 6-5 | 210  
Senior (3L)  
Sarasota, Fla./Booker  
Major: Human Development & Family Science

» CAREER NOTES & RECORDS

**Career:** Recorded at least one catch in 26 of his 36 career games ... Owns six career games with five-plus receptions (1 in 2020; 3 in 2019, 2 in 2018).

» 2020

**Season:** Appeared in one game.

**Rankings:** Ranks No. 2 in the FBS and No. 2 in the SEC in receiving yards per game (183.0) ... Sits No. 6 nationally and No. 3 in the SEC in all-purpose yards per game (183.0) ... Is No. 10 in the NCAA and No. 3 in the SEC in yards per reception (26.14) ... Stands No. 14 in the FBS and No. 2 in the SEC in receiving touchdowns (2) ... Ranks No. 14 in nationally and No. 5 in the SEC in scoring (12.0) ... Sits Tied for No. 15 in the NCAA and No. 9 in the SEC in receptions per game (7.0) ... Is No. 24 in the FBS and No. 2 in the SEC in receiving yards (183) ... Stands No. 47 nationally and No. 3 in the NCAA in total touchdowns (2).

**at LSU (9/26):** Finished with career highs in receptions (7), receiving yards (183) and touchdowns (2) ... The 183 receiving yards are tied for No. 9 in a single game in MSU history and the most in program history against LSU ... Receiving yards are the most by Bulldog since 2016 (Fred Ross; 171, Arkansas) and the most by a State player in an SEC game since 2007 (Jamayel Smith; 208, Arkansas) ... One of three receivers that eclipsed 100 yards receiving on the day (Kylin Hill [158] and JaVonta Payton [122]), marking only the second time in program history a trio of Bulldogs achieved the feat ... Six catches were for first downs ... Went for 15+ yards on six of his receptions and 25+ yards on four ... On third downs, caught all three of his targets for first downs, including two touchdowns ... Gave MSU the lead going into halftime with a 43-yard touchdown grab from K.J. Costello ... Hauled in a 24-yard touchdown from Costello with 3:39 left in the game that made the score 44-34 ... Finished with a team-best 81.7 offensive grade, according to PFF.

» 2020 GAME-BY-GAME

*Receiving (Receptions-Yards-TD)*

at LSU 7-183-2.

» MITCHELL'S CAREER STATISTICS & GAME HIGHS

	Att.-Yds.	YPC	TD	LG	Rec.-Yds.	YPC	TD	LG
2017	-	-	-	-	5-51	10.2	-	18
2018	-	-	-	-	26-427	16.4	4	84
2019	-	-	-	-	29-430	14.8	6	35
2020	-	-	-	-	7-183	26.1	2	43
CAREER	-	-	-	-	67-1,091	16.3	12	84

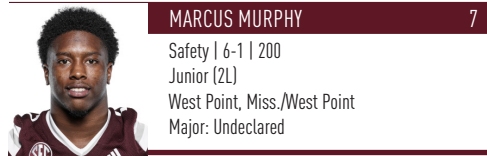
**Receptions** ..... 7; at LSU, 9/26/20

**Receiving Yards** ..... 183; at LSU, 9/26/20

**Receiving Touchdowns** ..... 2; Twice: Last at LSU, 9/26/20

**Longest Reception** ..... 84 yards; Stephen F. Austin, 9/1/18

**NOTE:** Has one career tackle.



MARCUS MURPHY 7

Safety | 6-1 | 200  
Junior (2L)  
West Point, Miss./West Point  
Major: Undeclared

» CAREER NOTES & RECORDS

**NCAA Active Leaders:** Ranks tied for No. 8 in the FBS in interceptions return touchdowns ... Sits tied for No. 15 nationally in defensive touchdowns (1).

» 2020

**Season:** Started one game.

**at LSU (9/26):** Recorded five tackles ... Finished with the highest tackling grade (82.3) on the team, according to PFF.

» 2020 GAME-BY-GAME

*Tackles (Solo-Assisted-Total)*

at LSU 2-3-5.

» MURPHY'S CAREER STATISTICS & GAME HIGHS

	UA-A	TK	FF	FR	I	PBU	SACK	TFL
2018	5-2	7	-	-	-	1	-	0.5-1
2019	18-8	26	-	-	2	3	-	1.0-1
2020	2-3	5	-	-	-	-	-	-
CAREER	25-13	38	-	-	2	4	-	1.5-2

**Tackles** ..... 10; vs. Louisville, 12/30/19

**Tackles for Loss** ..... 1.0; Ole Miss, 11/28/19

**Pass Breakups** ..... 1; Twice: Last at Arkansas, 11/2/19

**Interceptions** ..... 1; at Arkansas, 11/2/19

**NOTE:** Owns one kickoff return for 16 yards.



AARON ODOM 17

Defensive End | 6-3 | 275  
Junior (1L)  
Jackson, Miss./Callaway  
Major: Human Development & Family Science

» 2020

**Season:** Appeared in one game.

**at LSU (9/26):** Recorded one tackle.

» 2020 GAME-BY-GAME

*Tackles (Solo-Assisted-Total)*

at LSU 0-1-1.

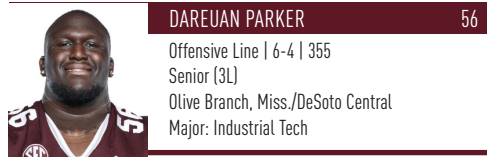
» ODOM'S CAREER STATISTICS & GAME HIGHS

	UA-A	TK	FF	FR	I	PBU	SACK	TFL
2018	0-1	1	-	-	-	-	-	-
2019	0-1	1	-	-	-	-	0.5-7	0.5-7
2020	0-1	1	-	-	-	-	-	-
CAREER	0-3	3	-	-	-	-	0.5-7	0.5-7

**Tackles** ..... 1; Three Times: Last at LSU, 9/26/20

**Tackles for Loss** ..... 0.5; Abilene Christian, 11/23/19

**Sacks** ..... 0.5; Abilene Christian, 11/23/19



DAREUAN PARKER 56

Offensive Line | 6-4 | 355  
Senior (3L)  
Olive Branch, Miss./DeSoto Central  
Major: Industrial Tech

» 2020

**Season:** Started one game.

**at LSU (9/26):** Played every offensive snap ... Graded as the top passing blocker (71.1) and run blocker (81.3) for the Bulldogs, according to PFF ... PFF also gave him the third-best offensive grade (74.2) on the team ... Helped protect K.J. Costello as he passed for an SEC and MSU record 623 yards.



JAVONTA PAYTON 0

Wide Receiver | 6-1 | 180  
Senior (1L)  
Nashville, Tenn./Northwest [MS] CC  
Major: Communication

» CAREER NOTES & RECORDS

**Career:** Top-ranked junior college wide receiver coming out of Northwest Mississippi Community College in 2018 ... Sees time on offense and special teams.

» 2020

**Season:** Appeared in one game.

**Rankings:** Sits No. 11 in the NCAA and No. 7 in the SEC in receiving yards per game (122.0) ... Ranks No. 24 in the FBS and No. 12 in the SEC in receptions per game (6.0) ... Stands No. 32 in the NCAA and No. 9 in the SEC in all-purpose yards per game (122.0) ... Is No. 40 in nationally and No. 10 in the SEC in yards per reception (20.33) ... Sits No. 66 nationally and No. 7 in the SEC in receiving yards (122).

**at LSU (9/26):** Set career highs in receptions (6) and receiving yards (122) ... One of three receivers that eclipsed 100 yards receiving on the day (Osirus Mitchell [183] and Kylin Hill [158]), marking only the second time in program history a trio of Bulldogs achieved the feat ... Finished with the third-highest receiving grade (72.3) on the team, according to PFF ... Five of his receptions were for first downs, including three on third down ... Matched his career-long reception (34).

» 2020 GAME-BY-GAME

**Receiving (Receptions-Yards-TD)**  
at LSU 6-122-0.

» PAYTON'S CAREER STATISTICS & GAME HIGHS

	Att.-Yds.	YPC	TD	LG	Rec.-Yds.	YPC	TD	LG
2019	1-11	11.0	-	11	9-147	16.3	-	34
2020	-	-	-	-	6-122	20.3	-	34
CAREER	1-11	11.0	-	11	15-269	17.9	-	34

**Receptions** ..... 6; at LSU, 9/26/20  
**Receiving Yards** ..... 122; at LSU, 9/26/20  
**Longest Reception** ..... 34 yards; Twice: Last at LSU, 9/26/20

**NOTE:** Has four career kickoff returns for 82 yards (20.5 ypr)...Recorded 15 career tackles on special teams...Rushed the ball one time for 11 yards.



NICK PENDLEY 74

Offensive Line | 6-4 | 315  
Freshman (RS)  
Canton, Ga./Creekview  
Major: Undeclared

» 2020

**Season:** Appeared in one game.



FRED PETERS 38

Safety | 5-10 | 210  
Senior (1L)  
Columbia, Miss./Jones College  
Major: Psychology

» CAREER NOTES & RECORDS

**Career:** Cousin of former Mississippi State cornerback Jamal Peters ... Attended Jones County Junior College, following the footsteps of All-American and first-round NFL Draft pick Johnathan Abram..

» 2020

**Season:** Started one game ... One of 11 Bulldogs to make their first career start in 2020.

**at LSU (9/26):** Earned first career start .. Recorded six tackles and one pass break up.

» 2020 GAME-BY-GAME

**Tackles (Solo-Assisted-Total)**  
at LSU 1-5-6.

» PETERS' CAREER STATISTICS & GAME HIGHS

	UA-A	TK	FF	FR	I	PBU	SACK	TFL
2019	6-4	10	1	-	1	2	1.0-11	3.0-15
2020	1-5	6	-	-	-	1	-	-
CAREER	7-9	16	1	-	1	3	1.0-11	3.0-14

**Tackles** ..... 6; at LSU, 9/26/20  
**Tackles for Loss** ..... 2.0; Abilene Christian, 11/23/19  
**Sacks** ..... 1.0; Abilene Christian, 11/23/19  
**Pass Breakups** ..... 1; Twice: Last at LSU, 9/26/20  
**Interceptions** ..... 1; Abilene Christian, 11/23/19  
**Fumbles Forced** ..... 1; Abilene Christian, 11/23/19



NATHAN PICKERING 22

Defensive Tackle | 6-4 | 310  
Sophomore (1L)  
Mount Olive, Miss./Seminary  
Major: Mechanical Engineering

» CAREER NOTES & RECORDS

**Career:** SEC All-Freshman Team honoree after racking up 3.0 sacks and 6.0 tackles for loss during his first season with the Bulldogs ... Consensus four-star prospects and one of the top recruits from Mississippi coming out of Seminary High School in 2018.

» 2020

**Season:** Appeared in one game.

**at LSU (9/26):** Recorded three tackles and half a sack ... Part of a defense that recorded 7.0 sacks, its most since 2015 (7.0; Ole Mis) ... Earned the top defensive grade among linemen (68.8) for State, according to PFF.

» 2020 GAME-BY-GAME

**Tackles (Solo-Assisted-Total)**  
at LSU 0-3-3.

» PICKERING'S CAREER STATISTICS & GAME HIGHS

	UA-A	TK	FF	FR	I	PBU	SACK	TFL
2019	5-6	11	-	-	-	-	3.0-26	6.0-46
2020	0-3	3	-	-	-	-	0.5-3	0.5-3
CAREER	5-9	14	-	-	-	-	3.5-29	6.5-49

**Tackles** ..... 4; Abilene Christian, 11/23/19  
**Tackles for Loss** ..... 2.5; Abilene Christian, 11/23/19  
**Sacks** ..... 1.0; Twice: Last Abilene Christian, 11/23/19



SHAWN PRESTON JR. 12

Safety | 6-0 | 210  
Sophomore (1L)  
St. James, La./St. James  
Major: Business Administration

» 2020

**Season:** Appeared in one game.

**Rankings:** Ranks No. 11 nationally and No. 4 in the SEC in tackles per game (11.0).

**at LSU (9/26):** Finished with a career-best 11 tackles to lead the team ... All 11 tackles came in the second half.

» 2020 GAME-BY-GAME

**Tackles (Solo-Assisted-Total)**  
at LSU 6-5-11.

» PRESTON JR.'S CAREER STATISTICS & GAME HIGHS

	UA-A	TK	FF	FR	I	PBU	SACK	TFL
2018	1-0	1	-	-	-	-	-	-
2019	15-10	25	-	-	-	2	-	-
2020	6-5	11	-	-	-	-	-	-
CAREER	22-15	37	-	-	-	2	-	-

**Tackles** ..... 11; at LSU, 9/26/20  
**Tackles for Loss** ..... 2.5; Texas A&M, 10/27/18  
**Sacks** ..... 2.0; Texas A&M, 10/27/18  
**Pass Breakups** ..... 4; Kentucky, 9/21/19



BRANDON RUIZ 8

Kicker | 5-10 | 180  
Junior (GTR)  
Tempe, Ariz./Arizona State  
Major: Workforce Educational Leadership (Grad)

» CAREER NOTES & RECORDS

**Career:** Graduate transfer from Arizona State ... Owns his undergraduate degree in liberal studies from Arizona State ... Pursing his master's degree in workforce education leadership ... Two-year starter as place kicker at Arizona State before missing 2019 due to injury ... Three-time Pac-12 Special Teams Player of the Week ... 108-of-162 kickoffs have gone for touchbacks (66.7%) ... For his career, is true on 40-of-52 field goal tries ... Seven of the 12 missed field goals are 45-plus yard attempts, with five of those 50-plus yard attempts ... Ranks No. 8 in Arizona State's career field goals made list (37) and career points scored by a kicker (205) ... Owns an active streak of 97 consecutive extra points made ... Only freshman in ASU history with multiple 50-yard field makes as a freshman.

**NCAA Active Leaders:** Sits No. 7 nationally in points per game (8.1) ... Ranks No. 11 in the FBS in field goals made (40) ... Is No. 17 in the NCAA in extra points made (99) ... Stands No. 19 nationally in total points (219) ... Sits No. 24 in the FBS in field goal percentage (76.9).

» 2020

**Awards:** Tabbed as one of the Lou Groza Stars of the Week following his 14-point effort at LSU (9/26), in which he connected on all eight kicks (3 FG, 5 XP).

**Season:** Started one game at place kicker ... Ranks tied for No. 4 on MSU single-game kick scoring charts with 14 points at LSU (Hazelwood; 1997 at Arkansas) ... 14 points at LSU are tied for the most kicking points in a true road game ... Handled all placement kicks in 2020 ... One of 16 student-athletes to make their Mississippi State debut in 2020.

**Rankings:** Leads the NCAA in field goals made per game (3.0) ... Ranks No. 10 in the FBS and No. 4 in the SEC in scoring (14.0 ppg) ... Is No. 74 nationally and No. 4 in the SEC in total points (14).

**at LSU (9/26):** Made MSU debut... Scored 14 points, which are tied for No. 4 on the single-game kick scoring charts (Hazelwood; 1997 at Arkansas) and are tied for the most in a true road game in program history ... Was 3-for-3 on field goals and converted all five of PAT attempts ... Recorded eight touchbacks on nine kickoffs.

» RUIZ'S CAREER SCORING STATISTICS & GAME HIGHS										
	FGM-A	%	0-19	20-29	30-39	40-49	50+	LG	XP	PTS
2017*	19-27	.704	-	7-7	5-5	5-10	2-5	52	49-50	106
2018*	18-22	.818	-	8-8	6-7	4-5	0-2	49	45-45	99
2019*					DNP (Injury)					
2020	3-3	1.000	-	1-1	1-1	1-1	-	43	5-5	14
<b>CAREER</b>	<b>40-52</b>	<b>.769</b>	-	<b>16-16</b>	<b>12-13</b>	<b>10-16</b>	<b>2-7</b>	<b>52</b>	<b>99-100</b>	<b>219</b>

\* - at Arizona State

Field Goal Attempts	4; Twice: Last at UCLA, 11/11/17*
Field Goals Made	3; Six Times: Last at LSU, 9/26/19
Field Goal Long	52; Twice: Last vs. Washington, 10/14/17*
PATs Made	7; UTSA, 9/1/18*
Points:	13; at LSU, 9/26/20

» RUIZ'S CAREER KICKOFF STATISTICS					
	No.	Yds	AVG	TB	OB
2017*	75	4,756	63.4	52	1
2018*	78	4,802	61.6	48	1
2019*			DNP (Injury)		
2020	9	585	65.0	8	-
<b>CAREER</b>	<b>162</b>	<b>10,143</b>	<b>62.6</b>	<b>108</b>	<b>2</b>

\* - at Arizona State

Kickoffs	9; Three Times: Last at LSU (9/26/20)
Kickoff Yards	585; Twice: Last at LSU (9/26/20)
Kickoff Average	65.0; Six Times: Last at LSU (9/26/20)

	<b>LAQUINSTON SHARP</b> 63
Offensive Line   6-3   300	
Senior (1L)	
Columbus, Miss./East Mississippi CC	
Major: Industrial Tech & Psychology	

» 2020

Season: Appeared in one game.

at LSU (9/26): Played 13 snaps at left guard.

	<b>TYRELL SHAVERS</b> 9
Wide Receiver   6-6   200	
Junior (GTR)	
Lewisville, Texas/Alabama	
Major: Unclassified (Grad)	

» 2020

Season: Started one game ... One of 11 Bulldogs to make their first career start in 2020 ... One of 16 student-athletes to make their Mississippi State debut in 2020.

Rankings: Leads the NCAA in yards per reception (34.0) ... Ranks No. 58 nationally and No. 18 in the SEC in receiving yards per game (68.0).

at LSU (9/26): Made his MSU debut in a start at receiver ... Recorded two receptions for 68 yards and one touchdown ... His second career catch, and first as a Bulldog, went for a 31-yard touchdown in the second quarter.

» 2020 GAME-BY-GAME

Receiving (Receptions-Yards-TD)

at LSU 2-68-1;

» SHAVERS' CAREER STATISTICS & GAME HIGHS

	Att.-Yds.	YPC	TD	LG	Rec.-Yds.	YPC	TD	LG
2018	-	-	-	-	-	-	-	-
2019	1-14	14.0	-	14	1-20	20.0	-	20
2020	-	-	-	-	2-68	34.0	1	37
<b>CAREER</b>	<b>1-14</b>	<b>14.0</b>	-	<b>14</b>	<b>3-88</b>	<b>29.3</b>	<b>1</b>	<b>37</b>
Rushes	1; at Mississippi State, 11/16/19*							
Rushing Yards	14; at Mississippi State, 11/16/19*							
Long Rush	14; at Mississippi State, 11/16/19*							
Receptions	2; at LSU, 9/26/20							
Receiving Yards	68; at LSU, 9/26/20							
Receiving Touchdowns	1; at LSU, 9/26/20							
Long Reception	37; at LSU, 9/26/20							

**NOTE:** Owns two career punt returns ... Recovered one blocked punt for a two-yard touchdown at Texas A&M (10/12/19).

	<b>GARRETT SHRADER</b> 6
Wide Receiver   6-4   215	
Sophomore (1L)	
Charlotte, N.C./Charlotte Christian School	
Major: Undeclared	

» CAREER NOTES & RECORDS

Career: Earned first career start at quarterback against Kentucky (9/21) during his true freshman season ... Appeared in 10 games with four starts at quarterback in his first season on campus ... Exceptional athlete moved to wide receiver during fall camp in 2020.

» 2020

Season: Appeared in one game


at LSU (9/26): Saw time on special teams.

	<b>COLE SMITH</b> 57
Offensive Line   6-3   305	
Sophomore (SQ)	
Pontotoc, Miss./LSU	
Major: Psychology	

» 2020

Season: Started one game ... One of 11 Bulldogs to make their first career start in 2020 ... One of 16 student-athletes to make their Mississippi State debut in 2020.

at LSU (9/26): Played every offensive snap at center... Helped protect K.J. Costello as he passed for an SEC and MSU record 623 yards.

	<b>MARQUISS SPENCER</b> 42
Defensive End   6-4   300	
Senior (3L)	
Greenwood, Miss./Greenwood	
Major: Interdisciplinary Studies	

» CAREER NOTES & RECORDS

Career: Returned from an upper-body injury that forced him to miss the majority of the 2018 to anchor the defensive line in 2019 ... Appeared in 42 career games with all 13 starts coming in 2019 ... Two-time member of the SEC Academic Honor Roll (2017, 19)... Collected 76 tackles and 4.0 sacks in his career, leading all returning MSU defensive linemen ... Also ranks No. 2 on the defensive line behind Kobe Jones (18.0 TFL) with 14.5 tackles for loss in his career.

» 2020

Season: Started one game.

Rankings: Sits tied for No. 4 nationally and No. 2 in the SEC in sacks (2.0) ... Ranks No. 14 in the FBS and No. 5 in the SEC in tackles for loss (5.0).

at LSU (9/26): Notched three tackles and a career-high 2.0 sacks for a loss of 10 yards ... Part of a defense that recorded 7.0 sacks, its most since 2015 (7.0; Ole Mis).

» 2020 GAME-BY-GAME

Tackles (Solo-Assisted-Total)

at LSU 3-0-3.

» SPENCER'S CAREER STATISTICS & GAME HIGHS

	UA-A	TK	FF	FR	I	PBU	SACK	TFL
2016	9-8	17	-	1	-	-	1.0-9	3.0-12
2017	5-14	19	-	2	-	2	1.0-6	4.5-16
2018	1-2	3	-	-	-	-	-	0.5-1
2019	22-15	37	2	-	-	1	2.0-6	6.5-15
2020	3-0	3	-	-	-	-	2.0-10	2.0-10
<b>CAREER</b>	<b>40-39</b>	<b>79</b>	<b>2</b>	<b>3</b>	-	<b>3</b>	<b>6.0-31</b>	<b>16.5-54</b>

Tackles

6; at Texas A&M, 10/26/19

Tackles for Loss

2.0; at LSU, 9/26/20

Sacks

2.0; at LSU, 9/26/20

Pass Breakups

1; Three Times: LSU, 10/19/19

Fumbles Forced

1; Twice: Last Southern Miss, 9/7/19

Fumbles Recovered

1; Three Times: Last at Arkansas, 11/18/17

	<b>GEOR'QUARIUS SPIVEY</b> 11
Wide Receiver   6-5   240	
Sophomore (1L)	
Monroe, La./Richwood	
Major: Business Administration	

» 2020

Season: Appeared in one game.

at LSU (9/26): Saw time one offense and special teams.

» 2020 GAME-BY-GAME

Receiving (Receptions-Yards-TD)

at LSU 0-0-0.

» SPIVEY'S CAREER STATISTICS & GAME HIGHS

	Att.-Yds.	Avg.	TD	LG	Rec.-Yds.	Avg.	TD	LG
2019	-	-	-	-	3-32	10.7	-	13
2020	-	-	-	-	-	-	-	-
<b>CAREER</b>	-	-	-	-	<b>3-32</b>	<b>10.7</b>	-	<b>13</b>

Receptions


1; Three Times: Last vs. Louisville, 12/31/19

Receiving Yards

13; vs. Louisville, 12/31/19

Longest Reception

13; vs. Louisville, 12/31/19

	<b>ERROLL THOMPSON</b> 40
Linebacker   6-1   250	
Senior (3L)	
Florence, Ala./Florence	
Major: Interdisciplinary Studies	

» CAREER NOTES & RECORDS

Career: Smart, instinctive, hard-hitting senior who is one of the best linebackers in college football ... Made 29 straight starts at middle linebacker after assuming the starting role for the final three games of his redshirt freshman season, a streak that ended in the 2019 Music City Bowl ... Owns six double-digit tackle games in his career.

NCAA Active Leaders: Sits No. 13 in the FBS in total tackles (227) ... Ranks No. 65 nationally in sacks (7.5).

» 2020

Awards: Preseason candidate for the Butkus Award, presented to the nation's top linebacker ... Tabbed preseason All-SEC by the coaches (second team) and media (third team).

Season: Started one game ... Served as MSU team captain at LSU.

Rankings: Sits tied for No. 23 nationally in tackles per game (10.0) ... Ranks No. 24 in the FBS and No. 8 in the SEC in sacks (1.0).

at LSU (9/26): Finished with 10 tackles and 1.0 sack ... Eight of his tackles came in the second half, including three on LSU's final drive ... Recorded a sack on third down in the red zone to force a field goal early in the third quarter ... Part of a defense that recorded 7.0 sacks, its most since 2015 (7.0; Ole Mis) ... Earned the third-highest pass rush grade (69.2) on the team, according to PFF.

» 2020 GAME-BY-GAME

Tackles (Solo-Assisted-Total)

at LSU 4-6-10.

» THOMPSON'S CAREER STATISTICS & GAME HIGHS

	UA-A	TK	FF	FR	I	PBU	SACK	TFL
2017	21-25	46	1	-	-	1	2.5-18	5.5-36
2018	31-56	87	-	-	2	2	3.5-26	9.0-34
2019	38-46	84	1	1	-	2	0.5-4	3.5-11
2020	4-6	10	-	-	-	-	1.0-6	1.0-6
<b>CAREER</b>	<b>94-133</b>	<b>227</b>	<b>2</b>	<b>1</b>	<b>2</b>	<b>5</b>	<b>7.5-54</b>	<b>19.0-87</b>

Tackles

14; Florida, 9/29/18

Tackles for Loss

2.5; Arkansas, 11/17/18

Sacks

1.5; Arkansas, 11/17/18

Pass Breakups

1; Twice: Last Kentucky, 9/21/19

Interceptions

1; Twice: Last Texas A&M, 10/27/18

Fumbles Forced

1; Twice: Last Ole Miss, 11/28/19

Fumbles Recovered

1; at Louisiana, 8/31/19





SHERMAN TIMBS

34

Defensive End | 6-2 | 270

Junior (1L)

Indianola, Miss./Indianola Academy

Major: Agribusiness

» 2020

Season: Appeared in one game.

» 2020 GAME-BY-GAME


Tackles (Solo-Assisted-Total)

at LSU 0-0-0.

» TIMBS' CAREER STATISTICS & GAME HIGHS

	UA-A	TK	FF	FR	I	PBU	SACK	TFL
2018	-	-	-	-	-	-	-	-
2019	1-2	3	-	-	-	-	-	-
2020	-	-	-	-	-	-	-	-
CAREER	1-2	3	-	-	-	-	-	-

Tackles ..... 1; Three Times: Last vs. Louisville, 12/30/19



JADEN WALLEY

31

Wide Receiver | 6-0 | 180

Freshman (HS)

D'Iberville, Miss./D'Iberville

Major: Industrial Tech

» 2020

Season: Appeared in one game ... One of six MSU true freshmen to debut in 2020 ... One of 16 student-athletes to make their Mississippi State debut in 2020.

at LSU (9/26): Made collegiate debut.

» 2020 GAME-BY-GAME

Receiving (Receptions-Yards-TD)

at LSU 0-0-0.

» WALLEY'S CAREER STATISTICS & GAME HIGHS

	Att.-Yds.	YPC	TD	LG	Rec.-Yds.	YPC	TD	LG
2020	-	-	-	-	-	-	-	-
CAREER	-	-	-	-	-	-	-	-



NATHANIEL WATSON

14

Linebacker | 6-2 | 250

Sophomore (1L)

Maplesville, Ala./Maplesville

Major: Undeclared

» 2020

Season: Appeared in one game ... Has seen time on defense and special teams.

at LSU (9/26): Recorded three tackles.

» 2020 GAME-BY-GAME

Tackles (Solo-Assisted-Total)


at LSU 2-1-3.

» WATSON'S CAREER STATISTICS & GAME HIGHS

	UA-A	TK	FF	FR	I	PBU	SACK	TFL
2018	2-1	3	-	-	-	-	-	-
2019	1-1	2	-	-	-	-	-	1.0-1
2020	2-1	3	-	-	-	-	-	-
CAREER	5-3	8	-	-	-	-	-	1.0-1

Tackles ..... 3; at LSU, 9/26/20

Tackles for Loss ..... 1.0; vs. Louisville, 12/30/19



TYRUS WHEAT

2

Linebacker | 6-2 | 260

Junior (JC)

Amite, La./Copiah-Lincoln [MS] CC

Major: Undeclared

» 2020

Season: Started one game ... One of 11 Bulldogs to make their first career start in 2020 ... One of 16 student-athletes to make their Mississippi State debut in 2020.

Rankings: Sits tied for No. 24 nationally and No. 8 in the SEC in sacks (1.0).

at LSU (9/26): Made collegiate debut in a start ... Recorded four tackles, one sack and one pass break ... Picked up his first career sack in the second quarter ... Part of a defense that recorded 7.0 sacks, its most since 2015 (7.0; Ole Mis) ... Earned the highest defensive grade (76.9) for the Bulldogs, according to PFF.

» 2020 GAME-BY-GAME

Tackles (Solo-Assisted-Total)

at LSU 2-2-4.

» WHEAT'S CAREER STATISTICS & GAME HIGHS

	UA-A	TK	FF	FR	I	PBU	SACK	TFL
2020	2-2	4	-	-	-	1	1.0-7	1.0-7
CAREER	2-2	4	-	-	-	1	1.0-7	1.0-7

Tackles ..... 2; at LSU, 9/26/20

Sacks ..... 1.0; at LSU, 9/26/20

Tackles for Loss ..... 1.0; at LSU, 9/26/20

Pass Breakups ..... 1; at LSU, 9/26/20



AUSTIN WILLIAMS

85

Wide Receiver | 6-3 | 200

Junior (2L)

Ocean Springs, Miss./Ocean Springs

Major: Finance

» CAREER NOTES & RECORDS

Career: Earned his undergraduate degree in finance in three years ... Carried a 4.0 GPA throughout his undergraduate program ... Three-time member of the SEC Academic Honor Roll (2017-19).

» 2020

Season: Started one game ... Has seen time at wide receiver and as primary punt returner.

Rankings: Ranks tied for No. 15 nationally and No. 9 in the SEC in receptions per game (7.0).

at LSU (9/26): Finished with career highs in receptions (7) and receiving yards (57) to go along with one touchdown ... Four of his catches came in the fourth quarter ... Fourth-quarter touchdown catch gave State a 34-24 lead ... Two of his receptions went for first downs.

» 2020 GAME-BY-GAME

Receiving (Receptions-Yards-TD)

at LSU 7-57-1.

» A. WILLIAMS' CAREER STATISTICS & GAME HIGHS

	Att.-Yds.	YPC	TD	LG	Rec.-Yds.	YPC	TD	LG
2018	-	-	-	-	10-137	13.7	3	33
2019	-	-	-	-	11-119	10.8	2	28
2020	-	-	-	-	7-57	8.1	1	14
CAREER	-	-	-	-	28-313	11.2	6	33

Receptions ..... 7; at LSU, 9/26/20

Receiving Yards ..... 57; at LSU, 9/26/20

Receiving Touchdowns ..... 2; Arkansas, 11/17/18

Longest Reception ..... 33; Arkansas, 11/17/18



LEE WITHERSPOON

22

Running Back | 5-10 | 195

Sophomore (1L)

Birmingham, Ala./North Jackson

Major: Undeclared

» CAREER NOTES & RECORDS

Career: Made an impact as a freshman among a veteran core of running backs ... Phenomenal athlete that shattered Alabama state records as a running back at North Jackson High School ... Has good speed, quickness and vision ... Played defensive back at A.H. Parker High School prior to transferring to North Jackson ... Holds Alabama state records for single-season rushing touchdowns (53) and total touchdowns in a season (59).

» 2020

Season: Appeared in one game.

» 2020 GAME-BY-GAME

Rushing (Carries-Yards-TD)

at LSU 0-0-0.

Receiving (Receptions-Yards-TD)

at LSU 0-0-0.

» WITHERSPOON'S CAREER STATISTICS & GAME HIGHS

	Att.-Yds.	Avg.	TD	LG	Rec.-Yds.	Avg.	TD	LG
2019	22-101	9.2	1	22	3-19	1.7	-	12
2020	-	-	-	-	-	-	-	-
CAREER	22-101	9.2	1	22	3-19	1.7	-	12

Rushes ..... 7; Southern Miss, 9/7/18

Rush Yards ..... 40; Southern Miss, 9/7/18

Rushing Touchdowns ..... 1; Southern Miss, 9/7/18

Long Rush ..... 22; Southern Miss, 9/7/18

Receptions ..... 2; LSU, 10/19/19

Receiving Yards ..... 16; LSU, 10/19/19

Longest Reception ..... 12 yards; LSU, 10/19/19

NOTE: Has one career kickoff return for 15 yards.



CAMERON YOUNG

93

Defensive Tackle | 6-3 | 320

Sophomore (1L)

Crosby, Miss./Franklin County

Major: Undeclared

» 2020

Season: Appeared in one game.

» 2020 GAME-BY-GAME

Tackles (Solo-Assisted-Total)

at LSU 0-0-0.

» YOUNG'S CAREER STATISTICS & GAME HIGHS

	UA-A	TK	FF	FR	I	PBU	SACK	TFL
2018	-	-	-	-	-	-	-	-
2019	2-3	5	-	-	-	-	-	1.0-2
2020	-	-	-	-	-	-	-	-
CAREER	2-3	5	-	-	-	-	-	1.0-2

Tackles ..... 2; Southern Miss, 9/7/19

Tackles for Loss ..... 1.0; Texas A&M, 10/26/19