

# MISSISSIPPI

## THE MATCHUP: GAME 9



MISSISSIPPI STATE BULLDOGS (2-6)

VS



AUBURN TIGERS (5-4)

December 12, 2020 • 6:30 p.m. CT • Starkville, Miss. • Davis Wade Stadium (61,337 - limited to 25 percent)

## STORYLINES

- Mississippi State and Auburn meet for the 94th time in program history on Saturday. The Tigers hold a 64-26-2 lead in the all-time series. The two teams have evenly split the last eight matchups with both claiming four victories. State has won three of the last four in Starkville.
- Mike Leach** has met Auburn once in his career to open the 2013 season. That was also Gus Malzahn's first season on The Plains. Leach's Washington State team lost that matchup, 31-24, in Auburn.
- Mississippi State is set to play the second-latest non-bowl game in its history when the Bulldogs host Auburn. Entering 2020, the latest non-bowl game played in December was a 16-0 loss at Memphis Athletic Club on Dec. 7, 1895. In the modern era, the latest December game came on Dec. 6, 1941 in a 26-13 victory at San Francisco.
- The Bulldog offense has already broken 15 different passing and receiving records this season and is on pace to break six more before the season ends.
- 21 Bulldogs have made their first career start this year, tied for third-most in the Power Five and tied for 10th in the FBS. 44 percent of snaps have been taken up by first-time starters, and on average, MSU has 4.9 first-time starters on the field for every play.
- Will Rogers** led all NCAA quarterbacks in completions during the month of November (121) and was the only quarterback in the NCAA with 1,000 passing yards and zero interceptions last month.
- MSU's true freshmen have combined for 119 catches, the most by any true freshman group in the NCAA (LSU, 80; Texas Tech, 80; Pittsburgh, 67; Oklahoma, 56).
- RB **Jo'quavious Marks** has broken MSU's single-season records for receptions by both freshmen and running backs and needs just eight more catches (58) to crack the single-season top 10.
- WR **Jaden Walley** currently leads MSU with 462 receiving yards and would be first freshman to lead State in receiving yardage since Chad Bumphis (375) in 2009. He needs 49 receiving yards to break Mardye McDole's freshman record of 510 yards set in 1977 and would be just the second MSU freshman with a 500-yard season.
- WR **Austin Williams** boasts the fourth-highest hands grade in the FBS according to PFF (90.3). Of his 54 career receptions, 50.0 percent have led to a touchdown or first down.
- LB **Aaron Brule** leads the Bulldogs with 30 total pressures this year per PFF, which is fourth in the SEC and second among all FBS linebackers. He is also tied for the team lead with 3.5 sacks for a team-leading loss of 19 yards.
- DB **Martin Emerson** ranks seventh among Power Five cornerbacks and second in the SEC at the position in coverage grade (83.6) per PFF (min. 200 coverage snaps), and is one of eight Power Five cornerbacks with zero touchdowns allowed in coverage.
- MSU is one of two SEC programs along with Kentucky that can boast multiple active players with 20.0 or more career tackles for loss (DE **Marquiss Spencer**, 22.5; DE **Kobe Jones**, 20.5; LB **Erroll Thompson**, 20.5).

## NUMBERS TO KNOW

167

Consecutive pass attempts by QB **Will Rogers** without an INT, the second-longest streak in the SEC and sixth-longest in the FBS.

22

QB hurries by LB **Aaron Brule**, which leads all FBS linebackers.

9

Tackles needed by LB **Erroll Thompson** to become the first Bulldog since at least 2000 with 300 career tackles.

1

QB **Will Rogers** was the only signal caller in the FBS to throw for 1,000+ yards with 0 INTs in November.

0

Touchdowns in coverage allowed by DB **Martin Emerson** this season.

6

Rushing TDs allowed by MSU, which is tied for the second-fewest in the SEC.

# STATE

## BROADCAST INFORMATION

### TV: SEC NETWORK

Play-by-Play: Tom Hart

Analysts: Jordan Rodgers

Reporter: Cole Cubelic

### RADIO: MSU SPORTS RADIO NETWORK

Play-by-Play: Neil Price

Analyst: Matt Wyatt

Sideline: Jay Perry

### SIRIUS XM RADIO

MSU Broadcast Channels: 206, 190, 961

## TEAM INFORMATION

### MISSISSIPPI STATE

Head Coach: Mike Leach (BYU, 1983)

Rankings: NR (AP) / NR (Coaches)

Overall Record: 141-96 (19th season)

Mississippi State Record: 2-6 (first season)

### AUBURN

Head Coach: Gus Malzahn (Henderson State, 1990)

Rankings: RV (AP) / RV (Coaches)

Overall Record: 76-38 (ninth season)

Auburn Record: 67-35 (eighth season)

## 2020 MISSISSIPPI STATE SCHEDULE

Overall: 2-6 | H: 1-2 | A: 1-4 | N: 0-0

### SEPTEMBER (1-0)

26	at No. 6/5 LSU	CBS	21,124	W, 44-34
----	----------------	-----	--------	----------

### OCTOBER (0-4)

3	Arkansas	SECN Alt.	13,564	L, 14-21
10	at Kentucky	SECN	12,000	L, 2-24
17	No. 11/11 Texas A&M	ESPN	13,142	L, 14-28
31	at No. 2/2 Alabama	ESPN	19,424	L, 0-41

### NOVEMBER (1-2)

7	Vanderbilt	SECN	12,888	W, 24-17
14	No. 24/21 Auburn		-- Postponed --	
21	at No. 13/11 Georgia	SECN	20,524	L, 24-31
28	at Ole Miss	SECN	16,218	L, 24-31

### DECEMBER (0-0)

5	Missouri		-- Postponed --	
12	Auburn	SECN	6:30 p.m.	
19	Missouri	TBA		TBA

## MISSISSIPPI STATE COACHING STAFF

**Mike Leach**, head coach (1st)

\***Tony Hughes**, associate head coach/nickelbacks (9th, 2nd stint)

**Zach Arnett**, defensive coordinator/linebackers (1st)

**Matt Brock**, special teams coordinator/outside LBs (1st)

**Darcel McBath**, cornerbacks (1st)

\***Eric Mele**, running backs (1st)

**Mason Miller**, offensive line (1st)

**Dave Nichol**, inside receivers (1st)

\***Jeff Phelps**, defensive line (1st)

\***Steve Spurrier Jr.**, outside receivers (1st)

**Jason Washington**, safeties (1st)

\* - denotes in the booth

# MISSISSIPPI STATE DEPTH CHART

## OFFENSE

<b>WR (X)</b>	4	Malik Heath	6-3	215	Jr.-JC
-or-	18	Cameron Gardner	6-4	220	So.-1L
	81	Lideatrick Griffin	5-10	175	Fr.-HS
<b>WR (H)</b>	0	JaVonta Payton	6-1	180	Sr.-1L
	11	Geor'quarius Spivey	6-5	240	So.-1L
<b>LT</b>	67	Charles Cross	6-5	290	RFr.-RS
	58	Kameron Jones	6-5	305	So.-SQ
<b>LG</b>	55	Greg Eiland	6-8	335	Sr.-3L
	63	LaQuinston Sharp	6-3	300	Sr.-1L
<b>C</b>	57	Cole Smith	6-3	305	So.-SQ
	71	James Jackson	6-3	330	Jr.-2L
<b>RG</b>	56	Dareuan Parker	6-4	355	Sr.-3L
	72	Brandon Cunningham	6-4	300	RFr.-RS
<b>RT</b>	69	Kwatrivous Johnson	6-7	315	So.-SQ
	78	Scott Lashley	6-7	315	Sr.-GTR
<b>WR (Y)</b>	85	Austin Williams	6-3	200	Jr.-2L
	31	Jaden Walley	6-0	180	Fr.-HS
<b>WR (Z)</b>	5	Osirus Mitchell	6-5	210	Sr.-3L
-or-	17	Caleb Ducking	6-5	200	Jr.-JC
-or-	84	Dontea Jones	6-4	230	Sr.-3L
<b>QB</b>	3	K.J. Costello	6-5	225	Sr.-GTR
-or-	2	Will Rogers	6-2	205	Fr.-HS
<b>RB</b>	21	Jo'quavious Marks	5-10	195	Fr.-HS
-or-	23	Dillon Johnson	6-0	215	Fr.-HS
-or-	22	Lee Witherspoon	5-10	195	So.-1L

## DEFENSE

<b>DE</b>	52	Kobe Jones	6-4	260	Sr.-2L
	15	Jack Harris	6-3	250	RFr.-RS
<b>NT</b>	94	Jaden Crumedy	6-5	300	So.-1L
<b>DT</b>	42	Marquiss Spencer	6-4	300	Sr.-3L
	17	Aaron Odom	6-3	275	Jr.-1L
<b>SAM</b>	2	Tyrus Wheat	6-2	260	Jr.-JC
	6	Jordan Davis	6-4	260	Jr.-JC
<b>MIKE</b>	40	Erroll Thompson	6-1	250	Sr.-3L
	14	Nathaniel Watson	6-2	250	So.-1L
<b>WILL</b>	3	Aaron Brule	6-1	230	So.-1L
	44	Jett Johnson	6-2	235	So.-SQ
-or-	54	Rodney Groce Jr.	6-2	245	Fr.-HS
<b>CB</b>	1	Martin Emerson	6-2	195	So.-1L
	30	Decamerion Richardson	6-2	180	Fr.-HS
<b>FS</b>	38	Fred Peters	5-10	210	Sr.-1L
	19	Collin Duncan	6-0	205	So.-SQ
<b>BULLDOG</b>	12	Shawn Preston Jr.	6-0	210	So.-1L
<b>SS</b>	28	Londyn Craft	6-0	200	Jr.-SQ
	24	Dylan Lawrence	6-4	195	RFr.-RS
<b>CB</b>	27	Esaias Furdge	6-0	185	So.-SQ
	13	Emmanuel Forbes	6-0	180	Fr.-HS

## SPECIALISTS

<b>PK</b>	8	Brandon Ruiz	5-10	180	Jr.-GTR
	47	Jace Christmann	6-0	195	Sr.-3L
-or-	91	Nolan McCord	6-0	170	Fr.-HS
<b>KO</b>	8	Brandon Ruiz	5-10	180	Jr.-GTR
	48	Scott Goodman	5-10	200	Jr.-2L
-or-	37	Tucker Day	6-0	210	Jr.-2L
<b>P</b>	37	Tucker Day	6-0	210	Jr.-2L
-or-	97	Reed Bowman	6-0	200	Sr.-SQ
<b>LS</b>	43	Paul Blackwell	5-10	205	Sr.-1L
	68	Hayes Hammond	5-10	190	Fr.-HS
-or-	41	Colby Cox	6-1	240	Fr.-HS
<b>H</b>	97	Reed Bowman	6-0	200	Sr.-SQ
	37	Tucker Day	6-0	210	Jr.-2L
<b>KR</b>	0	JaVonta Payton	6-1	180	Sr.-1L
-or-	21	Jo'quavious Marks	5-10	195	Fr.-HS
<b>PR</b>	85	Austin Williams	6-3	200	Jr.-2L
	22	Lee Witherspoon	5-10	195	So.-1L



## THE LEACH FILE

**Hometown:** Cody, Wyoming  
**Education:** BYU, 1983 (Bachelor's); Pepperdine, 1986 (J.D.); U.S. Sports Academy, 1988 (Master's)  
**Wife:** Sharon  
**Children:** Janeen, Kim, Cody and Kiersten  
**Birthday:** March 9, 1961

### COACHING CAREER

**2020-p: Mississippi State (Head Coach)**  
 2012-19: Washington State (Head Coach/Offensive Coordinator/QBs)  
 2000-09: Texas Tech (Head Coach/Offensive Coordinator/QBs)  
 1999: Oklahoma (Offensive Coordinator/QBs)  
 1997-98: Kentucky (Offensive Coordinator/QBs)  
 1994-96: Valdosta State (Offensive Coordinator/WRs/QBs)  
 1992-93: Valdosta State (Offensive Coordinator/Offensive Line)  
 1989-91: Iowa Wesleyan (Offensive Coordinator/Offensive Line)  
 1989: Pori, Finland – European League (Head Coach)  
 1988: College of the Desert (Calif.) (Linebackers)  
 1987: Cal Poly (Offensive Line)

### BOWL GAMES AS A HEAD COACH

2019: Cheez-It Bowl (Washington State)  
 2018: Alamo Bowl (Washington State)  
 2017: Holiday Bowl (Washington State)  
 2016: Holiday Bowl (Washington State)  
 2015: Sun Bowl (Washington State)  
 2013: New Mexico Bowl (Washington State)  
 2009: Alamo Bowl\* (Texas Tech)  
 2008: Cotton Bowl (Texas Tech)  
 2007: Gator Bowl (Texas Tech)  
 2006: Insight Bowl (Texas Tech)  
 2005: Cotton Bowl (Texas Tech)  
 2004: Holiday Bowl (Texas Tech)  
 2003: Houston Bowl (Texas Tech)  
 2002: Tangerine Bowl (Texas Tech)  
 2001: Alamo Bowl (Texas Tech)  
 2000: GalleryFurniture.com Bowl (Texas Tech)

\* - denotes did not coach in game

## BY THE NUMBERS

29

Players selected in the NFL Draft under Leach's leadership at Texas Tech and Washington State, including three first round picks.

10

Years that Leach's "Air Raid" passing attack has led the FBS, six times at Texas Tech and four at Washington State.

11

Of the top 50 most productive passing yardage seasons in FBS history have come from quarterbacks coached by Leach.

# MIKE LEACH

First Season  
 @Coach\_Leach

## 34TH HEAD FOOTBALL COACH AT MISSISSIPPI STATE 2018 & 2008 NATIONAL COACH OF THE YEAR

Mike Leach, a two-time national coach of the year, three-time conference coach of the year and the mastermind behind the NCAA record-setting "Air Raid" offense, was tabbed Mississippi State's 34th head football coach on January 9, 2020.

The accomplishments for Leach in his 19th year as a head coach are long and distinguished. He has compiled a 141-96 (.595) record, guided his squads to 16 bowl games, produced seven seasons of at least nine victories, captured two division titles, become the winningest coach in Texas Tech history and set school records for bowl appearances at both Texas Tech (10) and Washington State (6). During 10 of those 18 seasons, Leach's passing attack led the FBS – six at Texas Tech and four at Washington State.

Of the 50 most productive passing yardage seasons in FBS history, 11 came from quarterbacks coached by Leach since his hiring as head coach at Texas Tech in 2000. That includes three seasons by Graham Harrell (2006-08), two by Luke Falk (2015-16), one by Gardner Mishew II (2018) and one by Anthony Gordon (2019).

Leach, 58, arrives in Starkville after eight seasons at the helm at Washington State where he compiled a 55-47 (.539) record and was named the 2018 American Football Coaches Association National Coach of the Year and two-time Pac-12 Coach of the Year (2015, 2018). Leach spearheaded WSU to a school-record six bowl appearances and became the first coach in school history to lead the Cougars to five consecutive bowl games. They also led the nation in passing offense in four out of his last six seasons in charge.

The 2018 campaign saw Leach produce one of the finest coaching performances as WSU posted its first 11-win season in school history and a share of the Pac-12 North Division. The Cougars were ranked in the top 13 of each College Football Playoff rankings, including four consecutive weeks at No. 8. WSU capped the season with a win over Iowa State in the Alamo Bowl and finished No. 10 in the Associated Press and Coaches polls. Senior quarterback and Mississippi native Minshew captivated the nation, leading the FBS in passing yards per game (367.6).

Leach previously spent 10 seasons as head coach at Texas Tech (2000-09) where his squads produced bowl appearances all 10 years. He compiled a school-record 84 victories, a school-record five bowl wins and eight consecutive seasons of at least eight victories.

The architect of the most prolific passing offense in the country, Leach received three national coach of the year awards in 2008 - the Woody Hayes Award, Howie Long/Fieldturf Coach of the Year and George Munger Award. Leach's offense captured six NCAA passing titles and three total offense titles during his 10 seasons in Lubbock.

Leach led Texas Tech to one of the most memorable seasons in school history in 2008 as the team set a program record with 11 regular-season wins en route to an 11-2 record. The win total tied the mark, set previously by the 1953 and 1973 Red Raider squads. Numerous accolades poured in from across the country as an unprecedented four players earned first-team All-America status, in addition to Leach's three coach of the year honors. Harrell, offensive tackle Rylan Reed and offensive guard Brandon Carter each garnered first-team honors, while wide receiver Michael Crabtree was honored as a unanimous All-American for the second-straight season.

A total of 18 players were drafted at Texas Tech under Leach's watch and 21 others signed free agent contracts. In the spring of 2009, four players were selected among the first four rounds of the NFL Draft, marking the most successful draft for Texas Tech in the Leach era. The program made strides academically as well under Leach. During his 10 years, Texas Tech was recognized as one of the nation's top institutions for consistently being above a 70 percent graduation rate, according to the AFCA.

Prior to coming on board at Texas Tech, Leach, in just one season at Oklahoma, directed a Sooner offense that went from 11th in the Big 12 in 1998 to first in 1999 and 101st in the nation to 11th.

Prior to joining Bob Stoops' Oklahoma staff, Leach served as offensive coordinator for Hal Mumme at the University of Kentucky and Valdosta (Ga.) State University. Under Mumme and Leach, the Kentucky offense set six NCAA records, 41 Southeastern Conference records and 116 school records in 22 games.

Leach and Mumme first teamed up at Iowa Wesleyan College in 1989 where he served as offensive coordinator and line coach until 1991. He has also made stops in Pori, Finland, where he served as a head coach in the European Football League (1989), as well as one-year stints at College of the Desert (1988) and Cal Poly-San Luis Obispo (1987).

## LEACH'S YEAR-BY-YEAR HEAD COACHING RECORD

Year	School	Overall	Conf.	Notable
2000	Texas Tech	7-6	3-5	
2001	Texas Tech	7-6	4-4	
2002	Texas Tech	9-5	5-3	Beat No. 4 Texas, Tangerine Bowl Champions
2003	Texas Tech	8-5	4-4	Houston Bowl Champions
2004	Texas Tech	8-4	5-3	No. 18 in AP/No. 17 in Coaches, Holiday Bowl Champions
2005	Texas Tech	9-3	6-2	No. 20 in AP/No. 19 in Coaches
2006	Texas Tech	8-5	4-4	Insight Bowl Champions
2007	Texas Tech	9-4	4-4	Beat No. 3 Oklahoma, No. 22 in AP/No. 23 in Coaches
2008	Texas Tech	11-2	7-1	No. 7 in BCS, Two top-10 wins including No. 1 Texas
2009	Texas Tech	8-4	5-3	Beat No. 15 Nebraska
2012	Washington State	3-9	1-8	Beat No. 25 Washington
2013	Washington State	6-7	4-5	Beat No. 25 USC
2014	Washington State	3-9	2-7	
2015	Washington State	9-4	6-3	Sun Bowl Champions
2016	Washington State	8-5	7-2	Beat No. 15 Stanford
2017	Washington State	9-4	6-3	Beat No. 5 USC and No. 18 Stanford
2018	Washington State	11-2	7-2	AFCA Coach of the Year, Pac-12 North Co-Champions
2019	Washington State	6-7	3-6	Fifth straight bowl appearance at WSU
2020	Mississippi State	2-6	2-6	
<b>TOTALS</b>	<b>(19th season)</b>	<b>141-96</b>	<b>85-76</b>	
<b>MSU Record</b>	<b>(1st season)</b>	<b>2-6</b>	<b>2-6</b>	
<b>TTU Record</b>	<b>(10 seasons)</b>	<b>84-43</b>	<b>47-33</b>	
<b>WSU Record</b>	<b>(8 seasons)</b>	<b>55-47</b>	<b>36-36</b>	

# 2020 MISSISSIPPI STATE COACHES



## TONY HUGHES

IN THE BOOTH

Associate Head Coach/Nickelbacks | 9th season (second stint)

Veteran coach and heralded recruiter with three decades of experience in his home state of Mississippi ... Spent seven seasons (2009-15) as recruiting coordinator and safeties coach at Mississippi State prior to becoming the head coach at Jackson State University ... Boasting a reputation as being one of the top recruiters in college football, Hughes played a pivotal role in helping State land 22 signees for the 2020 class, including 11 top-30 prospects from Mississippi ... A teacher and mentor to his student-athletes, Hughes has excelled at identifying players in the state of Mississippi that leave MSU as NFL prospects, including Super Bowl Champions Fletcher Cox and Chris Jones, three-time Pro Bowl defensive back Darius Slay, 2012 Jim Thorpe Award winner Johnthan Banks and first-team All-American Benardrick McKinney.



## ZACH ARNETT

Defensive Coordinator/Linebacks | 1st season

Rising star in college football's coaching ranks ... Learned under one of the game's great defensive minds in former New Mexico and San Diego State head coach Rocky Long ... Member of the prestigious AFCA 35 Under 35 Coaches Leadership Institute in 2020 ... Spent the first nine years of his coaching career at San Diego State, beginning as a defensive graduate assistant in 2011 before being elevated to linebackers coach in 2014 and eventually promoted to defensive coordinator in 2018 ... Led an SDSU defense that ranked in the top 10 nationally in rushing defense (No. 2), scoring defense (No. 3), interceptions (No. 4), first downs allowed (No. 4), total defense (No. 6), passing efficiency defense (No. 6) and takeaways (No. 8) in 2019 ... Logged 200 career tackles as a linebacker at New Mexico from 2005-08 and helped the Lobos to consecutive bowl appearances in 2006 and 2007.



## MATT BROCK

Special Team Coordinator/Outside Linebackers | 1st season

Selected to the AFCA's prestigious 35 Under 35 Coaches Leadership Institute for 2020 ... In 2019 at Washington State, coached kicker Blake Mazza who led the Pac-12 in scoring (115 points) on his way to first-team All-Pac-12 honors ... Mazza was a Lou Groza Award finalist and midseason All-America second team selection by The Athletic and made a program-record 18 straight field goals to start the season ... Tutored eight all-conference performers and a pair of All-Americans during his coaching career, with six specialists and two linebackers earning the honor ... Played and began his coaching career at Baker University in Baldwin City, Kansas ... A two-time all-conference pick and two-time NAIA Academic All-American who tallied 277 career tackles and seven interceptions.



## DARCEL McBATH

Cornerbacks | 1st season

Spent three seasons at Washington State (2017-19), including part of the 2019 season as interim co-defensive coordinator and cornerbacks coach ... Led a defense in 2019 as co-interim defensive coordinator that finished the year No. 5 in the Pac-12 in takeaways (19) and tied for second in fumbles gained (9) ... Cornerbacks unit combined for five takeaways in 2018, highlighted by four interceptions while breaking up 18 passes on the year and adding 3.0 sacks ... Earned his degree in four years while playing for Mike Leach at Texas Tech from 2004-08 and spent five seasons in the NFL after being selected in the second round of the 2009 NFL Draft by the Denver Broncos ... Played five seasons in the NFL with two seasons in Denver, one in Jacksonville and two in San Francisco ... Appeared in Super Bowl XLVII as a member of the 49ers and made one tackle.



## ERIC MELE

IN THE BOOTH

Running Backs | 1st season

Spent eight seasons at Washington State, coaching the running backs during his final two seasons (2018-19) ... Spent three seasons coaching special teams (2015-17) after three seasons as an offensive quality control (2012-14) ... Tutored three All-Pac-12 honorees at WSU, including running back Max Borghi who was named Pac-12 Freshman of the Year honorable mention in 2018 ... Kicker Erik Powell earned All-Pac-12 second team honors in 2017 and finished No. 3 on WSU's all-time points kicking list with a school-record 164 career extra points ... Powell ranked third in school history in field goals made (51) and career field goal percentage (72.8) ... Helped WSU's special teams reach multiple milestones in 2016, as the Cougars recorded a kick return TD and punt return for a score for the first time in the same season since 1968, and the punt return unit finished No. 9 nationally (13.48 yd/rtn).



## MASON MILLER

Offensive Line | 1st season

No stranger to the Air Raid system, after working with both Mike Leach and Hal Mumme, two of the Air Raid's architects ... Has coached at all three levels of the NCAA and been a key part in establishing lethal offenses at each stop ... In two seasons at Washington State, three student-athletes earned All-Pac-12 honors and the offensive line allowed the fewest sacks in the Pac-12 during that span while protecting college football's top passing attack in consecutive seasons, generating 437.2 passing yards per game during the 2019 campaign ... Helped Andre Dillard become the top pass-blocking tackle in the country per Pro Football Focus and earn first-team All-Pac-12 and second-team All-America honors in 2019 before becoming the highest drafted Cougar offensive lineman in program history when the Philadelphia Eagles selected him in the first round of the 2019 NFL Draft.



## DAVE NICHOL

Inside Receivers | 1st season

Has spent nine of his 20 years as a collegiate coach under Mike Leach, including five at Texas Tech and four at Washington State ... Owns 12 career bowl game appearances ... In four seasons at WSU, helped Gabe Marks become the Pac-12 all-time receptions leader (316) and finish No. 2 all-time in receiving touchdowns (37), while earning first-team All-Pac-12 honors in 2016 ... Helped Brandon Arconado finish with a Cougars single-season-record seven 100-yard receiving games on his way to leading the conference in receiving yards per game (100.8) in 2019 ... Spent four seasons at ECU, taking on the offensive coordinator role in his final season with the Pirates, and played a vital role in guiding an offense that established successive single-season school records for passing yards and total offense, and combined to break 70 individual or team single-game, season and career records.



## JEFF PHELPS

IN THE BOOTH

Defensive Line | 1st season

Has been a part of vaunted defensive fronts at nearly every stop of his coaching career, helping produce NFL talent and All-American pass rushers in the Pac-12, Mid-American and Big 10 conferences ... In 2018, saw the Cougar "Speed D" lead the Pac-12 with 38.0 sacks and finish No. 2 in the league with 88.0 tackles for loss ... Tutored Hercules Mata'afa to Consensus All-American and AP Pac-12 Defensive Player of the Year honors in 2017 after totaling a WSU-record 22.5 tackles for loss that season ... In six seasons as the defensive line coach at Minnesota, the Gophers earned five bowl berths ... Coached four All-Big Ten performers, including 2013 third-team All-American and 2014 second-round NFL Draft pick Ra'Shede Hagemen ... Helped Larry English to a pair of MAC Most Valuable Player honors, the 2008 MAC Defensive Player of the Year award and the No. 16 pick in the 2009 NFL Draft.



## STEVE SPURRIER JR.

IN THE BOOTH

Outside Receivers | 1st season

Collegiate coaching career includes 17 postseason bowl games, including the Sugar Bowl, Fiesta Bowl, Cotton Bowl and Orange Bowl, and two national championships (Oklahoma, 2000; Florida, 1996) ... In two seasons at Washington State, helped three receivers top the 60-catch mark, including Easop Winston Jr.'s 85-catch, 11-touchdown campaign in 2019 ... Spent one season as the assistant head coach/quarterbacks coach at Western Kentucky and developed Mike White who led the nation in completions (368) and ranked fourth in passing yards (4,177) ... No stranger to the SEC, he coached 11 seasons at South Carolina (2005-15) and spent five seasons at Florida (1994-98), helping develop numerous All-SEC performers and NFL Draft picks ... At South Carolina, coached NFL stars Sidney Rice, Alshon Jeffery and Kenny McKinley ... Worked with Mike Leach during his first stint at Oklahoma (1999).



## JASON WASHINGTON

Safeties | 1st season

Spent the last three seasons at Texas as the recruiting coordinator and cornerbacks coach, where he was tabbed the top Big 12 recruiter in 2018 by 247Sports ... In 2018, both Longhorn starting cornerbacks garnered All-Big 12 honors, as Kris Boyd grabbed first-team honors and Davante Davis was an honorable mention pick after combining for two interceptions, 24 pass breakups and 109 tackles ... With 23 all-conference honorees coached over his 17 years as a collegiate coach, he has also seen 10 pupils reach the NFL ... Spent a week during the 2009 season with the Minnesota Vikings as part of the Bill Walsh Minority Coaching Fellowship program ... Four-year letterwinner at Texas State in both football and baseball, starting at cornerback and in centerfield, respectively. Still ranks tied for No. 9 on the Bobcats' career stolen base charts (38).

# TOP 25 RANKINGS / GAME-BY-GAME INFO

## ASSOCIATED PRESS POLL (WEEK 15)

RK.	TEAM	REC.	POINTS
1.	Alabama (62)	9-0	1,550
2.	Notre Dame	10-0	1,482
3.	Ohio State	5-0	1,407
4.	Clemson	9-1	1,387
5.	Texas A&M	7-1	1,274
6.	Florida	8-1	1,233
7.	Cincinnati	8-0	1,204
8.	Indiana	6-1	1,047
9.	Miami	8-1	1,039
10.	Iowa State	8-2	947
11.	Coastal Carolina	10-0	923
12.	Georgia	6-2	914
13.	Oklahoma	7-2	837
14.	BYU	9-1	713
15.	Northwestern	5-1	647
16.	USC	3-0	624
17.	Louisiana	9-1	560
18.	Tulsa	6-1	444
19.	Iowa	5-2	424
20.	North Carolina	7-3	306
21.	Colorado	4-0	253
22.	Liberty	9-1	191
23.	Texas	6-3	164
24.	Buffalo	4-0	145
25.	Wisconsin	2-2	115

**Others receiving votes:** NC State 98, Marshall 66, San José State 66, Oklahoma State 33, UCF 11, Washington 10, Boise State 10, Auburn 9, Missouri 8, Nevada 5, Army 2, UCLA 1, TCU 1

## COACHES POLL (WEEK 15)

RK.	TEAM	REC.	POINTS
1.	Alabama (59)	9-0	1,547
2.	Notre Dame (2)	10-0	1,479
3.	Clemson	9-1	1,395
4.	Ohio State	5-0	1,387
5.	Texas A&M	7-1	1,266
6.	Florida	8-1	1,258
7.	Cincinnati	8-0	1,172
8.	Miami	8-1	1,050
9.	Indiana	6-1	1,000
10.	Georgia	6-2	987
11.	Iowa State	8-2	958
12.	Oklahoma	7-2	860
13.	Coastal Carolina	10-0	838
14.	Northwestern	5-1	683
15.	USC	3-0	615
16.	BYU	9-1	598
17.	Louisiana	9-1	500
18.	Iowa	5-2	396
19.	Tulsa	6-1	394
20.	North Carolina	7-3	370
21.	Liberty	9-1	185
22.	Colorado	4-0	178
23.	Texas	6-3	161
24.	NC State	8-3	154
25.	Wisconsin	2-2	124

**Others receiving votes:** Oklahoma State 100, Missouri 88, Marshall 77, San José State 68, Buffalo 59, Nevada 48, Auburn 42, Oregon 30, Boise State 26, Army 25, Washington 19, SMU 10, Appalachian State 3

## CFP RANKINGS (WEEK 15)

RK.	TEAM	REC.
1.	Alabama	9-0
2.	Notre Dame	10-0
3.	Clemson	9-1
4.	Ohio State	5-0
5.	Texas A&M	7-1
6.	Florida	8-1
7.	Iowa State	8-2
8.	Cincinnati	8-0
9.	Georgia	6-2
10.	Miami (FL)	8-1
11.	Oklahoma	7-2
12.	Indiana	6-1
13.	Coastal Carolina	10-0
14.	Northwestern	5-1
15.	USC	4-0
16.	Iowa	5-2
17.	North Carolina	7-3
18.	BYU	9-1
19.	Louisiana	9-1
20.	Texas	6-3
21.	Colorado	4-0
22.	Oklahoma State	6-3
23.	NC State	8-3
24.	Tulsa	6-1
25.	Missouri	5-3

## MISSISSIPPI STATE 2020 GAME-BY-GAME NOTABLES

Opponent	Time (CT)	Length	Won Coin Toss	Choice	Helmet/Jerseys/Pants	Captains
at LSU	2:45 p.m.	3:56	Mississippi State	MSU Receive	Maroon/Maroon/White	E. Thompson
Arkansas	6:39 p.m.	3:19	Arkansas	Defer - MSU Receive	Maroon/Maroon/White	E. Thompson
at Kentucky	6:39 p.m.	3:18	Kentucky	UK Receive	Maroon/White/White	E. Thompson
Texas A&M	3:05 p.m.	3:05	Texas A&M	Defer - MSU Receive	Maroon/Maroon/Maroon	E. Thompson
Alabama	6:05 p.m.	3:31	Mississippi State	Defer - UA Receive	Maroon/White/White	E. Thompson
Vanderbilt	2:39 p.m.	3:29	Mississippi State	Defer - VAN Receive	White/Maroon/White (Flying M)	E. Thompson
at Georgia	7:39 p.m.	3:04	Mississippi State	MSU Receive	Maroon/White/Maroon	E. Thompson
at Ole Miss	3:01 p.m.	3:34	Ole Miss	Defer - MSU Receive	White/White/White	E. Thompson



# TRENDS / TOP GAMES / MSU IN NFL

## MSU TRENDS / RECORD WHEN

	2020	Leach	Streak
August	0-0	0-0	W1
September	1-0	1-0	W1
October	0-4	0-4	L7
November	1-2	1-2	L2
December-January	0-0	0-0	L2

### MSU's Conference Record...

at home	1-2	1-2	W1
on the road	1-4	1-4	L4

### MSU vs. Ranked Opponents...

overall	1-3	1-3	L3
at home	0-1	0-1	L3
on the road	1-2	1-2	L2
neutral	0-0	0-0	L3
vs. Top 10	1-1	1-1	L1

### MSU's Record in Games...

decided by 7 pts or less	1-3	1-3	L2
decided by 3 pts or less	0-0	0-0	W1
Road during the day	1-1	1-1	L1
Road at night	0-3	0-3	L4
Home during the day	1-1	1-1	W1
Home at night	0-1	0-1	L1

### MSU's Record When Scoring...

less than 21 points	0-4	0-4	L14
21 or more points	2-2	2-2	L2
24 or more points	2-2	2-2	L2
30 or more points	1-0	1-0	W3

### MSU's Record When Allowing...

less than 21 points	1-0	1-0	W3
21 or more points	1-6	1-6	L6
24 or more points	1-5	1-5	L5
30 or more points	1-3	1-3	L3

### MSU's Record When...

MSU scores first	2-1	2-1	L1
Opponent scores first	0-5	0-5	L12
Leading after the 1st qtr	2-1	2-1	L1
Trailing after the 1st qtr	0-2	0-2	L10
Leading at halftime	2-0	2-0	W2
Trailing at halftime	0-5	0-5	L12
Leading after the 3rd qtr	2-0	2-0	W6
Trailing after the 3rd qtr	0-5	0-5	L14

### MSU's Record With...

less than 300 yards	1-2	1-2	W1
400+ yards total offense	1-2	1-2	L2
500+ yards total offense	1-0	1-0	W6
600+ yards total offense	1-0	1-0	W7
less than 100 yards rush	2-6	2-6	L2
100+ yards rushing	0-0	0-0	L1
150+ yards rushing	0-0	0-0	W2
200+ yards rushing	0-0	0-0	W2
250+ yards rushing	0-0	0-0	W10
less than 200 yards pass	0-1	0-1	L1
300+ yards passing	1-3	1-3	L3
350+ yards passing	1-1	1-1	L1
400+ yards passing	1-1	1-1	L1
450+ yards passing	1-0	1-0	W2

## TOP GAMES

### 300-YARD PASSING GAMES

#### K.J. Costello, QB

623, at LSU  
313, Arkansas

#### Will Rogers, QB

336, at Georgia  
440, at Ole Miss

### 100-YARD RECEIVING GAMES

#### Kylin Hill, RB

158, at LSU

#### Osirus Mitchell, WR

183, at LSU

#### JaVonta Payton, WR

122, at LSU

#### Jaden Walley, WR

115, at Georgia  
176, at Ole Miss

## AWARDS / HONORS

### TEAM

FWAA National Team of the Week (Sept. 27)

### K.J. COSTELLO, QB

Maxwell Award Preseason Watch List  
Johnny Unitas Golden Arm Award Preseason Watch List  
William V. Campbell Trophy Semifinalist  
East-West Shrine Bowl Invitee  
Walter Camp FBS National Offensive Player of the Week (Week 1)  
SEC Offensive Player of the Week (Week 1)  
Davey O'Brien National Quarterback Award Great 8 (Week 1)  
Manning Award Stars of the Week (Week 1)  
Manning Award National Quarterback of the Week (Week 1)

### EMMANUEL FORBES, DB

FWAA Freshman All-American Watch List

### KOBE JONES, DE

Wuerffel Trophy Preseason Watch List  
Preseason Third Team All-SEC (Coaches)

### OSIRUS MITCHELL, WR

East-West Shrine Bowl Invitee

### WILL ROGERS, QB

FWAA Freshman All-American Watch List

### BRANDON RUIZ, K

Lou Groza Award Stars of the Week (Week 1)

### MARQUISS SPENCER, DE

SEC Defensive Lineman of the Week (Week 7)  
East-West Shrine Bowl Invitee

### ERROLL THOMPSON, LB

East-West Shrine Bowl Invitee

### JADEN WALLEY, WR

FWAA Freshman All-American Watch List

## BULLDOGS IN THE NFL

Name	at MSU	Team	Year	Pos.
Johnathan Abram	2017-18	Las Vegas	2	S
Denico Autry *	2012-13	Indianapolis	7	DT/DE
Hunter Bradley	2012-17	Green Bay	3	LS
Fred Brown #	2014-15	Denver	2	WR
Deion Calhoun #	2014-18	Cincinnati	2	OG
Tommy Champion #	2017-19	Seattle	R	OT
Brian Cole II #	2017-19	Miami	R	S
Logan Cooke	2014-17	Jacksonville	3	P
Fletcher Cox **	2009-11	Philadelphia	9	DT
Cameron Dantzler	2016-19	Minnesota	R	CB
Willie Gay Jr.	2017-19	Kansas City	R	LB
J.T. Gray	2014-17	New Orleans	3	DB
Farrod Green #	2015-19	Indianapolis	R	TE
Gerri Green #	2017-18	Las Vegas	1	DE
Stephen Guidry - IR	2018-19	Dallas	R	WR
Braxton Hoyett - IR	2014-18	Kansas City	1	DT
Gabe Jackson *	2009-13	Las Vegas	7	OG
Elgton Jenkins *	2014-18	Green Bay	2	OG
Chris Jones **	2013-15	Kansas City	5	DT
Jaquarius Landrews - IR	2017-19	N.Y. Giants	R	S
Benardrick McKinney - IR *	2011-14	Houston	6	LB
Pernell McPhee	2009-10	Baltimore	10	LB
Tyre Phillips - IR	2017-19	Baltimore	R	OT
Dak Prescott - IR *	2011-15	Dallas	5	QB
Martinas Rankin	2015-17	Kansas City	3	OT
Will Redmond	2012-15	Green Bay	5	S
Chauncey Rivers #	2017-19	Baltimore	R	DE
Jeffery Simmons	2016-18	Tennessee	2	DL
Darius Slay **	2011-12	Philadelphia	8	CB
Preston Smith *	2011-14	Green Bay	6	LB
Tommy Stevens #	2019	Carolina	R	QB/TE
Montez Sweat	2017-18	Washington	2	DE
Darryl Williams #	2015-19	Kansas City	R	OT
K.J. Wright *	2007-10	Seattle	10	LB
Isaiah Zuber	2019	New England	R	WR

\* - 2019 Regular Starter  
^ - 2019 Pro Bowl Selection  
IR - Injured Reserved  
# - Practice Squad

FROM STATE  
TO SUNDAYS

# INSIDE THE SERIES VS. AUBURN

## SERIES SUPERLATIVES

**Most points scored by Mississippi State:** 49 (1952)  
**Most points scored by Auburn:** 56 (1969, 2019)  
**Largest margin of victory by Mississippi State:** +33 (1946)  
**Largest margin of victory by Auburn:** +56 (1969)  
**Longest winning streak by Mississippi State:** 7 (1941-48)  
**Longest winning streak by Auburn:** 11 (1964-74)  
**Last win by Mississippi State:** 23-9 (2018)  
**Last win by Auburn:** 56-23 (2019)  
**Current winning streak:** 1, Auburn (2019)

## SERIES NOTABLES

MSU and Auburn meet for the 94th time with the Tigers holding a 63-27-2 advantage on the field ... The series is tied, 4-4, since 2012 ... MSU has won three of the last four meetings in Starkville ... In the last meeting in Starkville, State held the Tigers to just nine points, their lowest total since the infamous 2008 contest ... In 2008, the teams combined for five points in a 3-2 Auburn victory for the then-ninth-ranked Tigers ... That game remains the lowest scoring game between two conference opponents in the SEC since that date ... Auburn has been ranked in each of the last three meetings, with MSU upsetting the No. 8 Tigers in 2018 ... 240 miles separate the two campuses.

## 2020 TEAM COMPARISONS

## TOP INDIVIDUAL PERFORMANCES

### INDIVIDUAL 100-YARD RUSHING GAMES (16)

Yds.	Player	Date	Att.
195	Nick Fitzgerald	10-6-2018	28
148	Tom McWilliams	11-11-1944	16
136	Dicenzo Miller	10-9-2000	20
135	Vick Ballard	9-10-2011	21
133	Dak Prescott	9-14-2013	22
133	James Johnson	10-10-1998	25
126	Kylin Hill	10-6-2018	23
123	Nick Turner	10-6-2003	13
121	Dak Prescott	10-11-2014	21
116	Wayne Jones	11-10-1973	29
109	Hank Phillips	10-26-1985	15
106	Chris Relf	9-10-2011	27
104	Stanley Howell	11-10-1979	8
114	Harper Davis	11-8-1947	7
104	Bruce Threadgill	11-8-1975	20
103	Anthony Dixon	9-15-2007	29

### INDIVIDUAL 100-YARD RECEIVING GAMES (7)

Yds.	Player	Date	Att.
148	Mardye McDole	11-5-1977	6
100	Howard Lewis	9-22-1974	7
146	Sammy Milner	9-28-1968	12
120	Keffer McGee	10-7-1995	3
116	Glen Young	10-24-1981	8
113	Justin Jenkins	10-18-2003	7
109	Terrell Grindle	10-9-1999	6

### INDIVIDUAL 250-YARD PASSING GAMES (3)

Yds.	Player	Date	Cmp.-Att.-Int.
288	Derrick Taite	10-7-1995	18-36-0
270	Dak Prescott	9-26-2015	29-41-0
256	Bruce Threadgill	11-5-1977	17-31-1

Statistic	MISSISSIPPI STATE			AUBURN		
	Value	FBS	SEC	Value	FBS	SEC
3rd Down Conversion Pct	0.333	111	13	0.496	16	5
3rd Down Conversion Pct Defense	0.417	78	7	0.546	123	14
4th Down Conversion Pct	0.688	27	2	0.167	125	14
4th Down Conversion Pct Defense	0.429	28	2	0.500	42	3
Blocked Kicks	-	-	-	1	30	3
Blocked Kicks Allowed	1	62	10	0	1	1
Blocked Punts	-	-	-	1	12	1
Blocked Punts Allowed	1	91	13	0	1	1
Completion Percentage	0.692	11	5	0.610	64	9
Defensive TDs	1	35	8	2	15	5
Fewest Penalties	47	69	6	48	70	7
Fewest Penalties Per Game	5.88	61	9	5.33	39	5
Fewest Penalty Yards	396	67	7	393	66	6
Fewest Penalty Yards Per Game	49.50	58	11	43.67	25	2
First Downs Defense	167	73	4	210	102	10
First Downs Offense	150	65	14	190	41	6
Fumbles Lost	6	84	8	1	4	1
Fumbles Recovered	6	30	2	4	69	9
Kickoff Return Defense	21.25	71	8	23.77	104	10
Kickoff Returns	20.50	50	6	20.95	46	5
Net Punting	38.94	57	9	38.69	62	10
Passes Had Intercepted	14	125	14	7	80	7
Passes Intercepted	6	53	9	7	43	8
Passing Offense	324.4	11	4	222.0	71	10
Passing Yards Allowed	273.0	110	11	239.7	72	4
Passing Yards per Completion	8.56	127	14	11.42	84	8
Punt Return Defense	8.54	81	9	3.43	26	5
Punt Returns	8.00	58	9	10.00	35	5
Red Zone Defense	0.769	30	4	0.758	23	3
Red Zone Offense	0.708	114	13	0.853	48	5
Rushing Defense	116.8	22	4	179.1	78	10
Rushing Offense	23.8	127	14	167.7	67	7
Sacks Allowed	2.75	97	11	2.11	61	8
Scoring Defense	28.4	62	8	25.2	47	5
Scoring Offense	18.2	117	13	25.9	84	9
Tackles for Loss Allowed	5.25	39	8	5.22	38	7
Team Passing Efficiency	121.59	93	12	126.07	84	10
Team Passing Efficiency Defense	150.79	100	9	144.24	89	8
Team Sacks	2.38	54	4	2.11	67	7
Team Tackles for Loss	5.9	73	6	5.3	94	9
Time of Possession	31:28	37	3	28:58	84	11
Total Defense	389.8	54	7	418.8	75	9
Total Offense	348.1	101	11	389.7	71	9
Turnover Margin	-1.00	113	13	0.33	42	5
Turnovers Gained	12	51	6	11	61	7
Turnovers Lost	20	122	14	8	33	2

# INSIDE THE SERIES VS. AUBURN

## MISSISSIPPI STATE VS. LSU: ALL-TIME RESULTS (AU LEADS, 64-26-2\*^)

10/27/1905:	AU, 18-0	at Columbus, Miss.
10/8/1910:	AU, 6-0	at Auburn, Ala.
10/27/1911:	AU, 11-5	at Birmingham, Ala.
10/26/1912:	AU, 7-0	at Birmingham, Ala.
10/25/1913:	AU, 34-0	at Birmingham, Ala.
10/24/1914:	AU, 19-0	at Birmingham, Ala.
10/23/1915:	AU, 26-0	at Birmingham, Ala.
10/27/1916:	AU, 7-3	at Birmingham, Ala.
10/27/1917:	AU, 13-6	at Birmingham, Ala.
11/15/1919:	AU, 7-0	at Birmingham, Ala.
11/12/1927:	MSU, 7-0	at Birmingham, Ala.
11/17/1928:	MSU, 13-0	at Birmingham, Ala.
11/15/1930:	MSU, 7-6	at Birmingham, Ala.
10/16/1937:	AU, 33-7	at Birmingham, Ala.
10/14/1938:	AU, 20-6	at Montgomery, Ala.
10/14/1939:	AU, 7-0	at Birmingham, Ala.
10/12/1940:	Tied, 7-7	at Birmingham, Ala.
11/8/1941:	MSU, 14-7	at Birmingham, Ala.
10/31/1942:	MSU, 6-0	at Birmingham, Ala.
11/11/1944:	MSU, 26-21	at Birmingham, Ala.
10/6/1945:	MSU, 20-0	at Birmingham, Ala.
11/9/1946:	MSU, 33-0	at Birmingham, Ala.
11/8/1947:	MSU, 14-0	at Birmingham, Ala.
11/6/1948:	MSU, 20-0	at Birmingham, Ala.
11/5/1949:	AU, 25-6	at Auburn, Ala.
11/4/1950:	MSU, 27-0	at Starkville
11/8/1952:	MSU, 49-34	at Auburn, Ala.
10/10/1953:	Tied, 21-21	at Starkville
11/5/1955:	AU, 27-26	at Auburn, Ala.
11/10/1956:	AU, 27-20	at Auburn, Ala.
11/9/1957:	AU, 15-7	at Birmingham, Ala.
11/8/1958:	AU, 33-14	at Auburn, Ala.
11/7/1959:	AU, 31-0	at Birmingham, Ala.
11/5/1960:	AU, 27-12	at Auburn, Ala.
11/11/1961:	MSU, 11-10	at Birmingham, Ala.
11/10/1962:	AU, 9-3	at Auburn, Ala.
11/9/1963:	MSU, 13-10	at Jackson, Miss.
11/7/1964:	AU, 12-3	at Auburn, Ala.
11/6/1965:	AU, 25-18	at Birmingham, Ala.
11/5/1966:	AU, 13-0	at Jackson, Miss.
11/11/1967:	AU, 36-0	at Auburn, Ala.
9/28/1968:	AU, 26-0	at Jackson, Miss.
11/8/1969:	AU, 52-13	at Auburn, Ala.
11/7/1970:	AU, 56-0	at Birmingham, Ala.
11/6/1971:	AU, 30-21	at Auburn, Ala.
9/9/1972:	AU, 14-3	at Jackson, Miss.

11/10/1973:	AU, 31-17	at Auburn, Ala.
11/9/1974:	AU, 24-20	at Jackson, Miss.
11/8/1975:	*Tied, 21-21	at Auburn, Ala.
11/6/1976:	*MSU, 28-19	at Jackson, Miss.
11/5/1977:	*MSU, 27-13	at Auburn, Ala.
11/11/1978:	AU, 6-0	at Starkville
11/10/1979:	AU, 14-3	at Auburn, Ala.
10/25/1980:	MSU, 24-21	at Jackson, Miss.
10/24/1981:	MSU, 21-17	at Auburn, Ala.
10/23/1982:	AU, 35-17	at Starkville
10/22/1983:	AU, 28-13	at Auburn, Ala.
10/27/1984:	AU, 24-21	at Starkville
10/26/1985:	AU, 21-9	at Auburn, Ala.
10/25/1986:	AU, 35-6	at Starkville
10/24/1987:	AU, 38-7	at Auburn, Ala.
10/22/1988:	AU, 33-0	at Auburn, Ala.
10/28/1989:	AU, 14-0	at Auburn, Ala.
10/27/1990:	AU, 17-16	at Starkville
10/26/1991:	MSU, 24-17	at Auburn, Ala.
10/10/1992:	MSU, 14-7	at Starkville
10/9/1993:	AU, 31-17	at Auburn, Ala.
10/8/1994:	AU, 42-18	at Starkville
10/7/1995:	AU, 48-20	at Auburn, Ala.
10/12/1996:	AU, 49-15	at Starkville
11/1/1997:	MSU, 20-0	at Auburn, Ala.
10/10/1998:	MSU, 38-21	at Starkville
10/9/1999:	MSU, 18-16	at Auburn, Ala.
10/7/2000:	MSU, 17-10	at Starkville
10/6/2001:	AU, 16-14	at Auburn, Ala.
9/19/2002:	AU, 42-14	at Starkville
10/18/2003:	AU, 45-13	at Auburn, Ala.
9/11/2004:	AU, 43-14	at Starkville
9/10/2005:	AU, 28-0	at Auburn, Ala.
9/9/2006:	AU, 34-0	at Starkville
9/15/2007:	MSU, 19-14	at Auburn, Ala.
9/13/2008:	AU, 3-2	at Starkville
9/12/2009:	AU, 49-24	at Auburn, Ala.
9/9/2010:	AU, 17-14	at Starkville
9/10/2011:	AU, 41-34	at Auburn, Ala.
9/8/2012:	MSU, 28-10	at Starkville
9/14/2013:	AU, 24-20	at Auburn, Ala.
10/11/2014:	MSU, 38-23	at Starkville
9/26/2015:	MSU, 17-9	at Auburn, Ala.
10/8/2016:	AU, 38-14	at Starkville
9/30/2017:	AU, 49-10	at Auburn, Ala.
10/6/2018:	^MSU, 23-9	at Starkville

9/28/2019: AU, 56-23 at Auburn, Ala.

**at Starkville:** AU, 13-6-1

**at Auburn:** AU, 30-7

**at Neutral Sites:** AU, 21-13-1

\* Denotes wins which were forfeited due to NCAA infractions

^ Vacated by the NCAA Committee on Infractions



# INSIDE THE SERIES VS. AUBURN

## LAST GAME VS. AUBURN

Mississippi State

#7/7 Auburn

23

56

Sept. 28, 2019  
Jordan-Hare Stadium  
Auburn, Ala.  
87,451

### Mississippi State

RUSHING	Att.	Gain	Lost	Net	TD	Long	Avg.
Garrett Shrader	16	112	23	89	1	24	5.6
Kylin Hill	17	51	6	45	0	13	2.6
Lee Witherspoon	2	3	0	3	0	2	1.5
Nick Gibson	1	0	1	(-1)	0	0	(-1.0)
TEAM	1	0	2	(-2)	0	0	(-2.0)
Tommy Stevens	1	0	16	(-16)	0	0	(-16.0)

PASSING	Com	Att	Int	Yds	TD	Long	Sacks
Garrett Shrader	12	23	0	209	2	47	1
Tommy Stevens	1	3	0	7	0	7	1

RECEIVING	No.	Yds.	TD	Long
Farrod Green	3	69	0	47
Osirus Mitchell	2	33	1	21
Dedrick Thomas	2	22	0	12
Kylin Hill	2	21	0	18
JaVonta Payton	1	30	0	30
Isaiah Zuber	1	20	0	20
Georquarius Spivey	1	12	0	12
Stephen Guidry	1	9	1	9

PUNTING	No.	Yds.	Avg.	Long	I20	TB
Tucker Day	4	168	42.0	45	1	0
Reed Bowman	2	82	41.0	51	1	0

FIELD GOALS	Att.	Made	Long	KICKS
Jace Christmann	1	1	27	made 27

ALL RETURNS	Punts			Kickoffs		Intercepted			
	No.	Yds.	Lg.	No.	Yds.	Lg.	No.	Yds.	Lg.
JaVonta Payton	0	0	0	1	16	0	0	0	0

### Auburn

RUSHING	Att.	Gain	Lost	Net	TD	Long	Avg.
Bo Nix	7	60	4	56	1	30	8.0
Jatarvious Whitlow	10	56	1	55	3	30	5.5
D.J. Williams	7	33	1	32	0	9	4.6
Kam Martin	8	36	5	31	1	16	3.9
Anthony Schwartz	3	25	0	25	1	13	8.3
Shaun Shivers	4	22	0	22	0	10	5.5
Eli Stove	1	3	0	3	0	3	3.0
Malik Miller	1	1	0	1	0	1	1.0
TEAM	2	0	2	(-2)	0	0	(-1.0)
Joey Gatewood	2	1	7	(-6)	0	1	(-3.0)

PASSING	Com	Att	Int	Yds	TD	Long	Sacks
Bo Nix	16	21	0	335	2	48	1
Joey Gatewood	2	3	0	26	0	11	1

RECEIVING	No.	Yds.	TD	Long
Seth Williams	8	161	2	39
Anthony Schwartz	2	67	0	48
Sal Cannella	2	39	0	31
Will Hastings	2	25	0	21
Eli Stove	1	27	0	27
Malik Miller	1	16	0	11
Jay Jay Wilson	1	16	0	16
Zach Farrar	1	10	0	10

PUNTING	No.	Yds.	Avg.	Long	I20	TB
Arryn Siposs	1	43	43.0	43	0	0

FIELD GOALS	Att.	Made	Long	KICKS
--	--	--	--	--

ALL RETURNS	Punts			Kickoffs		Intercepted			
	No.	Yds.	Lg.	No.	Yds.	Lg.	No.	Yds.	Lg.
Noah Igbinoghene	0	0		1	21	21	0	0	0
Christian Tutt	3	34	18	0	0	0	0	0	0

### Big First Half Carries No. 7 Auburn Past MSU, 56-23

No. 7 Auburn, playing its SEC home opener, scored 21 straight points in the first seven minutes of the game and never looked back as MSU fell 56-23, in a sold-out night game in Jordan-Hare Stadium. The Bulldogs went three-and-out on their first series, and the Tigers immediately capitalized with great field position and scored on their first play from scrimmage. MSU starting quarterback **Tommy Stevens** suffered a lower body injury on the second series of the game and missed the remainder of the contest. He was once again spelled by true freshman **Garrett Shrader**. Shrader, in his first SEC road appearance, accounted for all three Bulldog touchdowns, firing two TD passes and adding a rushing score. He finished with 298 yards of total offense and got MSU on the board after finishing off a 12-play, 75-yard drive with a **Stephen Guidry** 9-yard pass late in the first quarter. MSU trailed 42-9 at the break, and added touchdowns courtesy of **Osirus Mitchell** and Shrader. His 7-yard touchdown run with 0:50 remaining put him at 89 rushing yards on the night against a stellar Auburn defense. **Farrod Green** led MSU in receiving with 69 yards. **Leo Lewis** and **C.J. Morgan** led all Bulldog tacklers with eight apiece. Lewis had seven solo stops, a tackle for a loss, one forced fumble and one fumble recovery. MSU won the turnover battle, forcing three on the night to extend the consecutive streak to 21 straight games of a takeaway.

Mississippi State	6	3	7	7	- 23
Auburn	21	21	7	7	- 56

1st	12:55	AU	Jatarvious Whitlow 30 yd run (Anders Carlson kick)
	09:46	AU	Bo Nix 9 yd run (Anders Carlson kick)
	08:59	AU	Anthony Schwartz 13 yd run (Anders Carlson kick)
	02:20	MSU	Stephen Guidry 9 yd pass from Garrett Shrader (Jace Christmann kick failed)
2nd	13:18	AU	Jatarvious Whitlow 3 yd run (Anders Carlson kick)
	07:55	MSU	Jace Christmann 27 yd field goal
	05:33	AU	Seth Williams 39 yd pass from Bo Nix (Anders Carlson kick)
	00:12	AU	Jatarvious Whitlow 3 yd run (Anders Carlson kick)
3rd	13:28	AU	Seth Williams 32 yd pass from Bo Nix (Anders Carlson kick)
	02:13	MSU	Osirus Mitchell 21 yd pass from Garrett Shrader (Jace Christmann kick)
4th	14:16	AU	Kam Martin 7 yd run (Anders Carlson kick)
	00:50	MSU	Garrett Shrader 7 yd run (Jace Christmann kick)

### Team Stats

	MSU	AU
FIRST DOWNS	21	25
Rushing	8	9
Passing	10	13
Penalty	3	3
NET YARDS RUSHING	118	217
Rushing Attempts	38	45
Average Per Rush	3.1	4.8
NET YARDS PASSING	216	361
Completions-Attempts-Int	13-26-0	18-24-0
Average Per Attempt	8.3	15.0
Average Per Completion	16.6	20.1
TOTAL OFFENSE YARDS	334	578
Total Offense Plays	64	69
Average Gain Per Play	5.2	8.4
Fumbles: Number-Lost	3-2	4-3
Penalties: Number-Yards	9-70	5-37
PUNTS-YARDS	6-250	1-43
KICKOFFS-YARDS	5-273	9-583
Punt returns: Number-Yards-TD	0-0-0	3-34-0
Kickoff returns: Number-Yds-TD	1-16-0	1-21-0
Interceptions: Number-Yds-TD	0-0-0	0-0-0
Fumble Returns: Number-Yds-TD	0-0-0	0-0-0
Possession Time	32:35	27:25
Third-Down Conversions	3 of 12	6 of 10
Fourth-Down Conversions	1 of 2	0 of 1
Red-Zone Scores-Chances	3-4	5-5
Sacks By: Number-Yards	2-11	2-25
PAT Kicks	2-3	8-8
Field Goals	1-1	0-0
Points Off Turnovers	0	14

# NOTEBOOK

## 11 GRADUATES ON MSU'S ROSTER

Name	Pos.	Degree
Jay Banks	WR	Criminal Justice (Louisville)
Paul Blackwell	LS	Chemical Engineering
K.J. Costello	QB	Political Science (Stanford)
Dontea Jones	WR	Interdisciplinary Studies
Kobe Jones	DE	Business Administration
Scott Lashley	OL	Human Environmental Sciences (Alabama)
Osirus Mitchell	WR	Human Development and Family Science
C.J. Morgan	S	Political Science
Brandon Ruiz	K	Liberal Studies (Arizona State)
Matt Stanic	OL	Accounting
Austin Williams	WR	Finance



## TOUGH SCHEDULE

According to ESPN's Football Power Index (FPI) preseason ranking, MSU owned the second-hardest schedule in the nation in 2020. Only Arkansas had a higher strength of schedule rating. SEC teams boasted 14 of the 15 strongest schedules according to FPI. Five of State's 10 opponents were ranked in the AP Preseason Top 25, and all five were among the Top 15.

## 2010s: THE MOST SUCCESSFUL DECADE IN MSU HISTORY

From 2010-19, State posted a 79-61 (.564) record on the field, appeared in a bowl every season, finished in the final polls four times (2010, 2014, 2017, 2018) and produced 15 All-American honors and 37 first or second-team All-SEC selections. In 2014, the Bulldogs went from unranked to No. 1 faster than any team in college football history and spent five consecutive weeks at the top spot. Prior to the 2010s, the Bulldogs' best decade was the 1990s with 64 total victories.

## FROM STATE TO SUNDAYS

Bulldogs continue to dominate NFL rosters in 2020 with 36 players on active rosters or practice squads. Of those, 27 have seen the field for at least one NFL game this season. Six current active Bulldogs have been selected to the Pro Bowl during their careers, including Philadelphia Eagles defensive tackle Fletcher Cox and cornerback Darius Slay, Seattle Seahawks linebacker K.J. Wright and Kansas City Chiefs defensive tackle Chris Jones, who won his first Super Bowl ring in February. Pro Bowlers Dak Prescott (Dallas Cowboys) and Benardrick McKinney (Houston Texans) are both on injured reserve for the remainder of the 2020 season.

## DECEMBER DAWGS

Mississippi State is set to played the second-latest non-bowl game in its history when the Bulldogs host Auburn.

- Entering 2020, the latest non-bowl game played in December was a 16-0 loss at Memphis Athletic Club on Dec. 7, 1895.
- In the modern era, the latest December game came on Dec. 6, 1941 in a 26-13 victory at San Francisco.
- The latest game in program history that was not a postseason contest came in the 1911 season when State traveled to Cuba to defeat Havana Athletic Club, 12-0, on Jan. 1, 1912.
- MSU has played 21 non-bowl games in the month of December with a record of 5-15-1.
- Overall, MSU is 16-19-1 in December.

## UNDER NEW LEADERSHIP

**Mike Leach** was hired as the 34th head coach in program history on Jan. 9, 2020. He previously spent eight seasons at Washington State where he was twice named Pac-12 Coach of the Year. In 2018, he was tabbed the AFCA National Coach of the Year for the second time in his career. Prior to his stint with the Cougars, Leach took Texas Tech to a bowl game in 10 consecutive seasons, setting a program record with 84 victories in his tenure. He's the only active Power 5 head coach to produce an 11-win season at two different programs since 2008.

## ARNETT TO DIRECT DEFENSE

Leach tabbed **Zach Arnett**, a rising star in college football's coaching ranks, to serve as his defensive coordinator and linebackers coach. Arnett, who was selected as a member of the prestigious AFCA 35 Under 35 Coaches Leadership Institute in 2020, led a 2019 San Diego State defense that ranked in the top 10 nationally in seven categories.

## ARNETT'S NATIONAL DEFENSIVE RANKINGS SINCE 2018 (TWO SEASONS)

- Rushing yards allowed per game (1st – 89.6)
- Rushing yards allowed per carry (1st – 2.9)
- Fewest 30-point games allowed (T1st – 2)
- Fewest 40-point games allowed (T1st – 0 ... one of just six teams)
- Percentage of big plays allowed (2nd – 9.2) with only 153 of 1,658 opponent plays gaining either a 12-plus yard run or 15-plus yard pass
- Percentage of drives that they kept their opponent from crossing the 50-yard line (4th – 61.3)
- Percentage drives that their opponent covered less than 25 yards (4th – 60.1)
- Percentage drives holding their opponent scoreless (6th – 76.3)
- Points per play allowed (10th – 0.3) and points per possession allowed (10th – 1.3)
- Yards allowed per play (14th – 4.9)

## 50 BURGER

Mississippi State has scored 50+ points in at least one game in nine consecutive seasons, entering the 2020 campaign. The last time MSU did so came in a 54-24 victory at Arkansas on Nov. 2, 2019. The 54 points were MSU's most in an SEC game since the Bulldogs' 55-20 win at Ole Miss on Nov. 26, 2016. State has put up 50+ points four times since 2018, tied for the sixth-most in the SEC during that span. The Bulldogs are one of seven SEC teams to log multiple 50+ point games against SEC opponents during that stretch. MSU has scored 50+ points 17 times over the last 15 seasons and is 17-0 in those games.

## EYING THE RECORD BOOK

**Mike Leach's** Air Raid offense has broken records at every school he's coached at over a 30-plus-year career. In just 22 games as the offensive coordinator at Kentucky, his offense broke 116 school records. Under his guidance, Washington State set or tied 42 school, Pac-12 or NCAA records in 2014 alone.

*Below is a look at the MSU records that have fallen this season along with those that may be in jeopardy as the campaign draws to a close. (\* - Denotes record not yet broken)*

Team Game	Previous	Game	2020 Record
Passing Attempts	54	LSU, 2015	70, at Kentucky
Completions	38	at Arkansas, 2015	45, at Ole Miss; at Kentucky
Comp. Pct. (30 att.)	.744 (29-39)	Florida State, 1968	.788 (41-52), at Georgia
Passing Yards	508	at Arkansas, 2015	623, at LSU

Individual Game	Previous	Game	2020 Record
Total Offense	554, Dak Prescott	at Arkansas, 2015	585, K.J. Costello, at LSU
Passing Attempts	53, Joe Reed	at LSU, 1970	61, Will Rogers, at Ole Miss
Completions	38, Dak Prescott	at Arkansas, 2015	45, Will Rogers, at Ole Miss
Consecutive Comp.	11, Garrett Shrader	Kentucky, 2019	12, K.J. Costello, Arkansas
Comp. Pct. (15 att.)	.813, John Bond	at Tulane, 1982	.833, Will Rogers, Texas A&M
Comp. Pct. (25 att.)	.766, Dak Prescott	Texas A&M, 2014	.788, Will Rogers, at Georgia
Passing Yards	508, Dak Prescott	at Arkansas, 2015	623, K.J. Costello, at LSU
Freshman Rcv. Yds.	148, Mardye McDole	at Auburn, 1977	176, Jaden Walley, at Ole Miss
Freshman Pass Yds.	421, Wesley Carroll	vs. Arkansas, 2007	440, Will Rogers, at Ole Miss

Team Season	Previous	Year	2020 Record
Passing Attempts	500	2015	*438, currently 3rd
Completions	331	2015	*303, currently 2nd
Comp. Pct. (30 att.)	.662	2015	*Currently .692
Passing Yds./Game	316.4	2015	*Currently 324.4
Passing Yards	4,113, at Arkansas	2015	*2,595, currently 8th
100-yd Rcv. Games	7 times	2015	*5 times, currently 3rd

Individual Season	Previous	Year	2020 Record
Completion Pct.	.662, Dak Prescott	2015	*currently .738, Will Rogers
Receptions by RB	37, Justin Griffith	1999	50, Jo'quavious Marks
Receptions by Fr.	37, Justin Griffith	1999	50, Jo'quavious Marks
Receiving Yds. by Fr.	510, Mardye McDole	1977	*462, Jaden Walley

21 FIRST-TIME STARTERS LEAD POWER FIVE

- 21 Bulldogs have made their first career start this year, 12 on offense and nine on defense. That is tied for third-most in the Power Five and tied for 10th in the FBS.
- MSU's first-time starters have played an impressive 5,486 snaps this season after combining for just 531 career snaps with two members of that group playing more than 100 snaps entering the season.
  - MSU has totaled 1,125 plays for 12,375 total snap opportunities with 44 percent of snaps being taken up by first-time starters.
  - On average, MSU has 4.9 first-time starters on the field for every play.
  - The 21 first-time starters are: LB **Aaron Brule**, S **London Craft**, OL **Charles Cross**, WR **Brad Cumbest**, OL **Brandon Cunningham**, S **Collin Duncan**, CB **Emmanuel Forbes**, CB **Esaias Furdge**, S **Landon Guidry**, WR **Malik Heath**, OL **James Jackson**, OL **Kwatrivous Johnson**, OL **Kameron Jones**, RB **Jo'quavious Marks**, S **Fred Peters**, QB **Will Rogers**, WR **Tyrell Shavers**, OL **Cole Smith**, WR **Jaden Walley**, LB **Nathaniel Watson** and LB **Tyrus Wheat**
  - A total of 21 student-athletes have made their MSU debuts this season, including eight true freshmen.

MOST FIRST-TIME STARTERS IN THE POWER FIVE

Rank	School	First-Time Starters
1.	Clemson	26
2.	Kansas State	22
3.	Mississippi State	21
	Kansas	21

THE QUARTERBACK WHISPERER

**Mike Leach** has coached a 3,000+ yard passer in 17 of his 18 seasons as a head coach at Texas Tech (2000-09) and Washington State (2012-19). His first 3,000+ yard passer as a head coach was Kliff Kingsbury in 2000, Tech's first in program history. The Bulldogs have not had a 3,000-yard passer since Dak Prescott threw for a school-record 3,793 yards in 2015.

TOP PASSING YARDAGE SEASONS UNDER LEACH (WSU AND TTU)

	Player	School	Yds.	Year	Cmp.	TDs
1.	B.J. Symons	TTU	5,833	2003	470	52
2.	Graham Harrell	TTU	5,705	2007	512	48
3.	Anthony Gordon	WSU	5,579	2019	493	48
4.	Graham Harrell	TTU	5,111	2008	442	45
5.	Kliff Kingsbury	TTU	5,017	2002	479	45
6.	Gardner Minshew II	WSU	4,779	2018	468	38
7.	Sonny Cumbie	TTU	4,742	2004	421	32
8.	Connor Halliday	WSU	4,597	2013	449	34
9.	Luke Falk	WSU	4,561	2015	447	38
10.	Graham Harrell	TTU	4,555	2006	412	38

> *Dak Prescott holds the MSU single-season record with 3,793 yards in 2015*

AIRING IT OUT

- MSU surpassed the 1,000 yards passing milestone in three games, marking the fewest games needed to reach 1,000 yards through the air in school history.
- 70 passing attempts at Kentucky are the most in a single game in SEC and MSU history.
  - Previous MSU: 60 attempts in each of the first two games of the 2020 season.
  - Previous SEC: 69 by LSU against Auburn in 1999.
- 45 completions at Ole Miss are a program record and sit No. 2 all-time in a single game in SEC history.
  - Kentucky completed 47 passes against Arkansas during the 1998 season, when Mike Leach was the offensive coordinator for the Wildcats.

MSU RECORD BOOK WATCH: INDIVIDUAL SINGLE-GAME COMPLETIONS

Rank	Cmp.	Name	Opponent	Date
1.	45	Will Rogers	at Ole Miss	11-28-2020
2.	43	K.J. Costello	Arkansas	10-3-2020
3.	41	Will Rogers	at Georgia	11-21-2020
4.	38	Dak Prescott	at Arkansas	11-21-2015
5.	36	K.J. Costello	at LSU	9-26-2020
	36	K.J. Costello	at Kentucky	10-10-2020

MSU RECORD BOOK WATCH: TEAM SEASON COMPLETIONS

Rank	Completions	Year
1.	331	2015
2.	303	2020
3.	261	2014
4.	253	2013
5.	249	2012

RECORDS IN SIGHT FOR ROGERS

- QB **Will Rogers**, a Freshman All-American candidate, has already set numerous records through his first three career starts. More are in sight as he enters the final two games of the season.
- Threw for an MSU freshman-record 440 yards at Ole Miss (Nov. 28), which also ranked sixth in school history.
  - Completed an MSU single-game-record 45 passes against the Rebels, which was two shy of the SEC single-game record set by Tim Couch (Kentucky) in 1998.
  - Is the first Bulldog quarterback to complete 30 or more passes in three consecutive games and three career 30-completion games rank second in MSU history behind Dak Prescott (5).
  - Holds MSU freshman record with 169 completions in 2020, which ranks seventh in single-season history.
  - Only MSU freshman to throw for 300-plus yards in multiple games.
  - Needs 221 passing yards to break the MSU freshman record of 1,532 set by Wayne Madkin in 1998 and 27 pass attempts to break Wesley Carroll's freshman record of 255 set in 2007.

TRUE FRESHMAN STARTING AT QUARTERBACK

- Will Rogers** is just the seventh true freshman to start at quarterback for the Bulldogs since the NCAA began allowing freshmen to compete in 1972. Below is a look at how all seven true freshmen passers fared in their first career start.
- Threw for 226 yards, the most by a Bulldog true freshman in his first career start.
  - Joined Todd Jordan as the only MSU true freshman quarterbacks to throw a touchdown in their first career start.
  - Completed 35 passes, the most by a freshman in school history.
  - MSU has won all seven games when a true freshman quarterback is making his first career start with four of those victories coming against SEC opponents.

Player	Opponent (Year)	RUSHING				PASSING			
		Att	Yds	TD	Lg	Cmp-Att-Int	Yds	TD	Lg
Will Rogers	Vanderbilt (2020)	3	(-31)	0	0	35-46-0	226	1	17
Garrett Shrader	Kentucky (2019)	11	125	0	49	17-22-1	180	0	25
Keytaon Thompson	Louisville (2017)	27	147	3	24	11-20-1	127	0	29
Damian Williams	Ole Miss (2013)	13	29	0	18	8-18-1	82	0	20
Wesley Carroll	Gardner-Webb (2007)	2	33	0	27	4-8-0	42	0	18
Todd Jordan	Tulane (1989)	2	(-21)	0	(-10)	9-18-1	105	1	32
John Bond	Vanderbilt (1980)	9	23	0	--	6-15-0	72	0	--

NOTEWORTHY NOVEMBER

- QB **Will Rogers** was arguably the best passer in the nation in the month of November.
- Led all NCAA quarterbacks in completions during the month of November (121).
  - Only QB in the NCAA with 1,000 passing yards and zero interceptions in November per PFF.
  - One of two Power Five QBs without an interception in November (Ian Book, Notre Dame).

MOST CONSECUTIVE ATTEMPTS WITHOUT AN INTERCEPTION (FBS)

Rank	Name	School	Pass Attempts
1.	Tyrell Pigrome	Western Kentucky	264
2.	Sam Hartman	Wake Forest	234
3.	Jarret Doege	West Virginia	214
4.	Davis Mills	Stanford	174
5.	Kyle Trask	Florida	168
6.	Will Rogers	Mississippi State	167

FREQUENT FLIERS

QB's **Will Rogers** and **K.J. Costello** are no strangers to the Air Raid offense. Rogers ran a similar scheme at Brandon High School. He was recruited by head coach **Mike Leach** while he was still at Washington State before committing to MSU prior to Leach's hiring. Brandon was also home to Jacksonville Jaguars QB Gardner Minshew II, who led the nation in passing under Leach at Washington State in 2018. Costello went head-to-head against Leach and Minshew while he was at Stanford. He would watch the defense's scout team film on the Cougars because he was intrigued by the Air Raid concepts.

PASSERS IN THEIR FIRST START UNDER LEACH

**K.J. Costello** and **Will Rogers** became the 16th and 17th quarterbacks to start a game under **Mike Leach** since 2000. Below is a look at each quarterback's first start under Leach.

- Ten completed at least 30 passes in their debut under the "Quarterback Whisperer".
- Six passers threw for 400 or more yards.
- Seven passed for four or more touchdowns in their first start in Leach's system.
- Six made their first start in his system against a conference opponent.
- Anthony Gordon, turned in a 230.8 passer rating on the back of 420 yards and five touchdowns on Aug. 31, 2019 against New Mexico State.
- Steven Sheffield posted the highest passer rating (232.30), most passing yards (490) and most touchdowns (7) in his first Leach start (vs. Kansas State on Oct. 10, 2009).
- Cody Hodges also posted a passer rating above 200.0 against FIU on Sept. 10, 2005 (217.1).
- Costello shattered MSU's single-game record for completions on his way to an SEC record 623 passing yards at LSU on Sept. 26.
- Rogers was the first true freshman to start under Leach, and he completed 35 passes, the most by a freshman in a single game in school history.

Player	Date	Opponent	Cmp-Att-Int	Yds	TD	QBR
Kliff Kingsbury	8-26-2000	New Mexico	21-47-1	186	2	87.7
B.J. Symons	8-30-2003	SMU	23-38-1	297	3	147.0
Sonny Cumbie	9-4-2004	SMU	40-66-0	470	4	140.4
Cody Hodges	9-10-2005	FIU	29-37-0	454	4	217.1
Graham Harrell	9-2-2006	SMU	34-49-1	342	5	157.6
Taylor Potts	9-5-2009	North Dakota	34-48-3	405	2	143.0
Steven Sheffield	10-10-2009	Kansas State*	33-41-1	490	7	232.3
Seth Doege	10-31-2009	Kansas*	14-28-0	159	1	109.5
Jeff Tuel	9-1-2012	BYU	30-45-2	229	0	100.5
Connor Halliday	9-15-2012	UNLV	26-45-2	378	4	148.8
Luke Falk	9-8-2014	Oregon State*	44-61-0	471	5	164.0
Peyton Bender	11-27-2015	Washington*	36-58-2	288	1	102.6
Tyler Hilinski	12-28-2017	Michigan State	39-50-1	272	2	132.9
Gardner Minshew	9-1-2018	Wyoming	38-57-1	319	3	127.5
Anthony Gordon	8-31-2019	New Mexico State	29-35-0	420	5	230.8
<b>K.J. Costello</b>	<b>9-26-2020</b>	<b>LSU*</b>	<b>36-60-2</b>	<b>623</b>	<b>5</b>	<b>168.1</b>
<b>Will Rogers</b>	<b>11-7-2020</b>	<b>Vanderbilt*</b>	<b>35-46-0</b>	<b>226</b>	<b>1</b>	<b>124.5</b>

\* Denotes conference games

COSTELLO BRINGS VETERAN PRESENCE UNDER CENTER

QB **K.J. Costello** is a graduate transfer from Stanford where he started 25 games under center. He missed time with an injury in 2019. In 2018, he was named a team captain and started every game while going on to lead the Pac-12 in yards per attempt (8.57) and passing efficiency (155.0).

- Owns 10 300-yard passing games in his career (7 in 2018, 1 in 2019, 2 in 2020).
- Thrown four-or-more touchdown passes on six occasions (1 in 2017, 4 in 2018, 1 in 2020).
- 59 career touchdowns (56 pass, 3 rush).
- Ninth QB in Stanford history to throw for 6,000 yards in a career.

SPREADING THE LOVE

**Mike Leach** has seen at least five receivers total 50+ catches in each of the last three seasons. There have been just two season in MSU history where multiple players caught 50+ passes in the same year (2015 - Fred Ross and De'Runnya Wilson, 1969 - Sammy Milner and David Smith).

TOP RECEIVING YARDAGE SEASONS UNDER LEACH (WSU AND TTU)

	Player	School	Yds.	Year	Rec.	TDs
1.	Michael Crabtree	TTU	1,962	2007	134	22
2.	Vince Mayle	WSU	1,483	2014	106	9
3.	Joel Filani	TTU	1,300	2006	91	13
4.	Danny Amendola	TTU	1,245	2007	109	6
5.	Gabe Marks	WSU	1,192	2015	104	15
6.	Carlos Francis	TTU	1,177	2003	75	9
7.	Jarrett Hicks	TTU	1,177	2004	76	13
8.	Michael Crabtree	TTU	1,165	2008	97	19
9.	Brandon Arconado	WSU	1,109	2019	78	7
10.	Wes Welker	TTU	1,089	2003	97	9

> *Mardye McDale holds the MSU single-season record with 1,035 yards in 1978*

STAYIN' FRESH

MSU's true freshmen have combined for 119 catches, the most by any true freshman group in the NCAA.

- RB **Jo'quavious Marks** leads all SEC freshmen with 50 total receptions, which is second in the FBS, and he is fifth overall in the conference.
- Marks is also fourth among conference freshmen in rushing yards per game (19.6).
- WR **Jaden Walley** ranks second among SEC freshmen and is tied for 15th in the league overall with 35 catches.
- Walley, a Freshman All-American candidate, leads all SEC freshmen with 57.8 receiving yards per game and is third in yards per catch (13.2).

NCAA TEAM LEADERS IN RECEPTIONS BY TRUE FRESHMEN

Rank	School	Rec.
1.	Mississippi State	119
2.	Texas Tech	80
3.	LSU	75
4.	Pittsburgh	66
5.	Penn State	56

MAKING HIS MARKS

RB **Jo'quavious Marks** has broken MSU's single-season records for receptions by both freshmen and running backs. MSU's overall school record is 88 catches set by Fred Ross in 2015, and Marks would need eight more catches (58) to crack the single-season top 10.

MSU RECORD BOOK WATCH: SEASON RECEPTIONS

Rank	School	Rec.	Year	Yds.
1.	Fred Ross	88	2015	1,007
2.	David Smith	74	1970	987
3.	Fred Ross	72	2016	917
4.	Jameon Lewis	64	2013	923
	Sammy Milner	64	1969	745
	Sammy Milner	64	1968	909
7.	Justin Jenkins	62	2003	880
	Eric Moulds	62	1995	779
9.	De'Runnya Wilson	60	2015	918
10.	Chad Bumphis	58	2012	922
--	<b>Jo'quavious Marks</b>	<b>50</b>	<b>2020</b>	<b>211</b>

WALLEY WATCH

WR **Jaden Walley** has posted breakout performances in State's last two games, leading MSU in both receptions and yards at No. 13 Georgia (Nov. 21) and at Ole Miss (Nov. 28).

- Currently leads MSU with 462 receiving yards and would be first freshman to lead State in receiving yardage since Chad Bumphis (375) in 2009.
- Needs 49 receiving yards to break Mardye McDole's freshman record of 510 yards set in 1977.
- Needs 39 receiving yards to become just the second MSU freshman with a 500-yard season.
- Had a career-high nine catches and 176 receiving yards at Ole Miss, breaking the MSU freshman record for receiving yards in a game (Previous: Mardye McDole, 148 - at Auburn, Nov. 5, 1977).
- Posted then-career highs in receptions (7) and receiving yards (115) at Georgia, becoming the first true freshman to reach the century mark since Chad Bumphis (123) against Georgia Tech in 2009.
- Just the sixth true freshman with a 100-yard receiving game in program history.
- Second freshman in school history with multiple 100-yard receiving games in the same year (Mardye McDole, 2 games, 1977).
- Made a career-long 51-yard reception for his first career touchdown at Georgia, which is MSU's second-longest play of the season.

MR. RELIABLE

WR **Austin Williams** boasts the fourth-highest hands grade in the FBS according to PFF (90.3). Of his 54 career receptions, 50.0 percent have led to a touchdown or first down. He has now caught 33 passes on the year, which is a single-season career-high for the junior.

AUSTIN WILLIAMS' CAREER RECEPTIONS

Year	Rec.	TDs	1st	15+	25+
2020	33	2	10	3	0
2019	11	2	5	2	1
2018	10	3	5	4	2
Total	54	7	20	9	3



## BREAKING DOWN THE BULLDOGS' YAC ATTACK

Mississippi State is one of 15 Power Five teams in the nation with more than 1,200 yards after catch this season. The Bulldogs are third in the SEC in yards after catch and rank fifth nationally.

- RB **Jo'quavious Marks** (266) leads all SEC true freshmen and ranks third among freshmen in the FBS.
- RB **Dillon Johnson** (178) ranks fifth nationally among freshmen and is second in the SEC.
- WR **Jaden Walley** (175) is tied for seventh in the FBS among freshmen and is third in the SEC.
- Bulldogs have avoided 50 tackles in the receiving game this season.

## POWER FIVE TEAM LEADERS IN YARDS AFTER CATCH PER PFF

Rank	School	YAC	GP	YAC/G
1.	Clemson	2,069	10	206.9
2.	Texas Tech	1,667	10	166.7
3.	Alabama	1,645	9	182.8
4.	Florida	1,588	9	176.4
5.	Mississippi State	1,587	8	198.4

## A CLOSER LOOK AT STATE'S O-LINE

The Bulldogs are replacing a combined 2,009 snaps from the starting offensive line a year ago. Left tackle Tyre Phillips (821 snaps) and center Darryl Williams (755 snaps) departed for the NFL and Tommy Champion (510 snaps) graduated. Last fall, State entered the season with a combined 71 career starts on the line, which was the fifth-most in the SEC. This year, the Bulldogs' starting five had a combined 36 starts to begin the year.

### LT Charles Cross

- State's highest-graded pass-blocker against Arkansas (80.6) and third-highest at Kentucky (83.1).
- Made first career start at left tackle in the opener at LSU.
- Played 22 snaps at left and right tackle last year.

### LG Greg Eiland

- Started 31 games in his career (18 at left tackle, nine at right tackle and four at left guard).
- Posted a season-high 80.1 pass block grade at Georgia (his highest since Week 1 of 2017).
- Played the fifth-most snaps in 2019 among MSU's offensive linemen (455).
- 12 snaps were at left tackle with the remainder at right tackle in 2019.

### C Cole Smith

- Made first career start at LSU (Sept. 26) and played every snap against Arkansas (Oct. 3).
- Transfer from LSU who appeared in two games for LSU, playing 12 snaps at center, in 2018.
- Four-star recruit per ESPN and a three-star prospect by Rivals and 247Sports.
- Top-20 recruit in Mississippi according to ESPN (No. 2), Rivals (No. 18) and 247 Sports (No. 19).
- No. 2-rated center in the nation by ESPN out of high school.
- Did not allow a sack in his junior and senior seasons of high school.

### RG Dareuan Parker

- Bulldogs' most consistent lineman, playing 566 of MSU's 568 offensive snaps with a team-high 80.2 pass block grade.
- Posted MSU's highest pass blocking grade at Georgia (81.8) and against Vanderbilt (86.1).
- Started at left guard in 11 games in 2019 and saw action in every game in 2018.
- Missed the second and third games of 2019 (injury).
- One of 13 returning SEC offensive linemen to play at least 600 snaps and allow fewer than 12 total pressures in 2019 according to PFF.
- Just 11 pressures allowed in 2019 (2 sacks, 3 hits, 6 hurries).
- Had top overall grade in the season debut at LSU among MSU offensive linemen from PFF (78.6) and an impressive run-block grade (89.1).
- Posted an 84.0 pass-block grade at Kentucky, an 80.3 pass-block grade against Arkansas and an 86.1 grade against Vanderbilt.

### RT Kwatrivious Johnson

- Has played 223 offensive snaps this season.
- Played 15 total snaps at left tackle a year ago without allowing a pressure.
- Invited to the Under Armour All-America Game and was the No. 10 overall recruit in Mississippi according to 247 Sports.

## MORE ON THE BULLDOGS' OFFENSIVE LINE

### LG LaQuinston Sharp

- Started against Arkansas on Oct. 3, playing every offensive snap and allowing just two total pressures.
- Also played 28 snaps at Kentucky without allowing a pressure, earning the highest pass blocking grade on the team per PFF (86.4).
- Led State's line in pass blocking grade at Alabama (Oct. 31) with an 89.0 grade from PFF.
- Played 410 snaps, mostly at right guard, last fall.

### C James Jackson

- Made his first career start at center at Kentucky and played every snap in that game, allowing just one pressure.
- Followed that game by starting against Texas A&M and playing every snap in that contest.

## DAWG DEFENSE QUICK HITS

- MSU's rush defense ranks fourth in the SEC, allowing 116.8 yards per game on the ground.
- State has allowed just six rushing touchdowns, which is tied for second in the SEC.
- The Bulldogs are tied for second in the SEC with six fumble recoveries.
- MSU is one of two SEC teams (Tennessee) allowing opponents to convert less than half the time on fourth down.
- DB **Martin Emerson** is tied for second in the SEC with eight pass breakups.
- DE **Marquiss Spencer's** 8.0 tackles for loss are tied for seventh in the SEC and second among the league's defensive linemen.

## DEFENSE HAS YOUR BACK

State's defense has been especially stout following turnovers this season. The Bulldog defense has stepped on the field following a fumble or interception 13 times this season and after four turnovers on downs.

- In those 17 total drives, MSU opponents have run 70 plays for 255 total yards (3.64 yards per play) with an average time of possession of 1:50.
- MSU has forced punts on nine of 17 drives following a turnover, including six three-and-outs, and forced two turnovers while allowing four touchdowns this season.
- When the ball is taken away by an interception or fumble, State has allowed just 215 yards over 13 opposing possessions while forcing seven punts with four three-and-outs.

## WE'LL TAKE THAT

- The Bulldogs forced a season-high five turnovers (3 INT, 2 FR) against Vanderbilt on Nov. 7.
- That marked the most in a game since Nov. 17, 2012, against Arkansas (5 - 3 FR, 2 INT).
- It was the first time that MSU intercepted three passes since the 2017 TaxSlayer Bowl against Louisville.
- LB **Tyrus Wheat** forced two fumbles, marking the first time a Bulldog has forced multiple fumbles since Tim Washington did so at Auburn in 2019.

## STATE HAS A TAKEAWAY IN 32 OF ITS LAST 37 GAMES

The Bulldogs have collected at least one takeaway in 32 of their last 37 games dating back to the 2017 season at Arkansas on Nov. 18.

- State has compiled 62 takeaways over the 36-game stretch and forced three or more turnovers eight times in that span.
- MSU has forced multiple turnovers in 10 games since the start of 2019.
- The Bulldogs had a takeaway streak of 22 straight games before they were unable to force a takeaway vs. No. 2 LSU on Oct. 19, 2019.
- State's nine-game turnover streak ended at Georgia, but the Bulldogs had nine fumble recoveries and nine interceptions in that span.

## MSU HAS AN INTERCEPTION IN 22 OF ITS LAST 34 GAMES

State has collected an interception in 22 of its last 34 games and has 29 total interceptions during that stretch. MSU had a nine-game interception streak ended against Kansas State on Sept. 14, 2019. The 29 pickoffs have been credited to 16 different players, including nine on the 2020 roster.



## HOLDING TEAMS TO FEWER THAN 200 YARDS RUSHING

Since the start of the 2018 season, MSU has held 30 of its 34 opponents below the 200-yard rushing mark, which is tied for the third most in the SEC during that stretch.

- In 2020, MSU has held four opponents to fewer than 100 yards on the ground.
- MSU has held opponents to 934 total rushing yards this season (116.8 yards per game).
- Only 26 of opponents' 285 rushing attempts have gone for 12 or more yards in 2020.
- Only three times has a team rushed for 200+ yards on the Bulldogs since 2018 - Kentucky in 2018 (229 yards), Auburn in 2019 (217), Texas A&M in 2019 (207) and Alabama in 2020 (208).
- 23 of those 30 games holding teams below 200 yards have been SEC games.

## SEC LEADERS HOLDING TEAMS BELOW 200-YARDS RUSHING SINCE 2018

Rank	School	Opp. Below 200+ Rushing	Record When
1.	Georgia	35	29-6
2.	Alabama	33	30-3
3.	Mississippi State	30	16-14
4.	Texas A&M	30	20-10
5.	LSU	29	26-3
6.	Auburn	27	19-8

## HOLDING TEAMS TO FEWER THAN 100 YARDS RUSHING

- MSU has held four opponents to fewer than 100 rushing yards this season.
- State did so in each of the first three games of 2020.
- Since 1976, MSU has now held opponents under 100 yards rushing in at least three straight games on four occasions.
- The last time State held three straight opponents under 100 yards rushing came during the 2000 season when the Dawgs held five straight opponents under the 100-yard mark.
  - at Memphis - 81 yards
  - at BYU - 74 yards
  - at South Carolina - 30 yards
  - Florida - (-78) yards
  - Auburn - 18 yards
- MSU also owns a string of six straight games (1999) and three straight games (1981).
- The last time MSU held four conference opponents below the century mark on the ground was the 2018 season. State finished that year with seven games of less than 100 rushing yards allowed.
  - Auburn - 90 yards
  - Texas A&M - 61 yards
  - Arkansas - 69 yards
  - at Ole Miss - 37 yards

## GOT HIM FOR A LOSS

Mississippi State is one of two SEC programs along with Kentucky that can boast multiple active players with 20.0 or more career tackles for loss.

## SEC TACKLES FOR LOSS ACTIVE CAREER LEADERS

Rank	Name	School	Solo TFLs	Ast. TFLs	Total TFLs
1.	Jabril Cox	LSU	31	11	36.5
2.	Dayo Odeyingbo	Vanderbilt	24	14	31.0
3.	Jamar Watson	Kentucky	24	7	27.5
4.	Marquiss Spencer	Mississippi St.	17	11	22.5
5.	Buddy Johnson	Texas A&M	15	12	21.0
	Dylan Moses	Alabama	16	10	21.0
	Joshua Paschal	Kentucky	17	8	21.0
8.	Kobe Jones	Mississippi St.	14	13	20.5
	Erroll Thompson	Mississippi St.	10	21	20.5

## E40 IS THE LEADER OF THE DEFENSE

LB **Erroll Thompson** is the SEC's active career leader with 291 tackles, which is 12th in the FBS, and was the only SEC defender to enter the 2020 season with 200 or more career tackles.

- Leads MSU with 74 tackles this season.
- Made 13 tackles against Arkansas (Oct. 3), marking the first pair of consecutive games with 10+ tackles in his career (10 at LSU, Sept. 26).
- The last time a Bulldog had back-to-back 10-plus tackle games was 2015 when Beniquez Brown had 11 vs. Alabama and 12 at Arkansas.
- Recorded double-digit tackles in five games this year.
- Recorded seven or more tackles eight times last season, including three games with double-digit stops.
- Posted seven or more tackles in 24 of his 47 career games, including 10 or more 10 times.
- Led the Bulldogs in 2019 with 84 tackles, which ranked 11th in the SEC among returning players.
- Named to the 2020 preseason watch list for the Dick Butkus Award and the SEC Coaches' Preseason All-SEC second team.

## CREME BRULE

LB **Aaron Brule** earned a starting role this season and recorded at least 1.0 tackle for loss in six of eight games. He picked up the saying "creme Brule" after laying a big hit on the opening drive at LSU in the season opener.

- Leads the Bulldogs with 30 total pressures this year per PFF (22 hurries, 4 hits, 4 sacks), which is fourth in the SEC and second among all FBS linebackers.
- Tied for the team lead with 3.5 sacks for a team-leading loss of 19 yards.
- Third on the team with 55 tackles and second with 7.0 tackles for loss.
- Third on the team lead with 19 "stops" per PFF, which are tackles that constitute a "failure" for the offense.
- Also has one fumble recovery and three pass breakups in 2020.
- Posted a career-high 12 tackles against Vanderbilt (Nov. 7).
- Has played 506 of 557 defensive snaps this year.

## NO FLY FORBES

DB **Emmanuel Forbes** was named to the FWAA Freshman All-American Watch List after enjoying a strong start to his collegiate career.

- One of six true freshmen nationally with multiple interceptions and tied for 12th among FBS freshmen with six total pass defenses.
- Returned an interception 60 yards for a touchdown against Texas A&M (Oct. 17), marking the longest interception return by a Bulldog since Oct. 28, 2017 (Jamal Peters, 90-yard TD).
- Also tied for fourth in the SEC in run-defense grade from PFF (84.2).

## EMERSON ONE OF SEC'S TOP CORNERS

DB **Martin Emerson** has proven himself in coverage and has thus only been targeted on 38 of his 278 snaps in coverage (13.7 percent).

- Tied for second in the SEC with eight pass breakups, which is also tied for 23rd in the FBS.
- Ranks seventh among Power Five cornerbacks and second in the SEC at the position in coverage grade (83.6) per PFF (min. 200 coverage snaps)
- One of eight Power Five cornerbacks with zero touchdowns allowed in coverage per PFF (min. 200 coverage snaps).

## COLLIN DUNCAN FILLS VOID

After playing just 49 total snaps across State's first four games, S **Collin Duncan** has stepped up in the first two starts of his career at Alabama (Oct. 31) and against Vanderbilt (Nov. 7).

- Duncan had six total tackles in MSU's first four games and recorded seven in each of his first two starts.
- Had a career-high nine tackles and picked up 1.0 tackle for loss in his third start at Ole Miss.
- Intercepted the first pass of his career against Vanderbilt and returned it 28 yards on the first drive of the game.
- Also forced his first career fumble in the third quarter against the Commodores.

## THE MAYOR MAKING A MAJOR IMPACT

DE **Kobe Jones** is called "The Mayor" for his service efforts in the Starkville community. He was named to the preseason watchlist for the Wuerffel Trophy for the second straight year this summer. Known as "College Football's Premier Award for Community Service," the award exists to honor college football players who serve others, celebrate their positive impact on society, and inspire greater service in the world. Jones actively volunteers time to the Starkville Cowboys little league football and Starkville High School football programs. He currently represent MSU on the SEC Football Leadership Council and attended the Black Student Athlete Summit in Austin, Texas, last year.

TUCKER HAS A DAY

P **Tucker Day** returned to form at Kentucky, blasting four 60-plus yard punts on the night, with two downed inside the 20-yard line.

- Averaged a career-best 59.6 yards per punt, which bested his 50.4 yards per punt average against Iowa in 2019.
- Averaging 52.0 yards per punt this season with a long of 66 yards.
- With a career-high four punts of 50+ yards, he now has six 50+ yard punts in 2020 and 21 for his career.
- Has downed 28 punts inside the 20-yard line for his career.
- Boasts nine career punts downed inside the opponents 10-yard line.

BOWMAN'S BOOMER

P **Reed Bowman** has split punting duties with Day almost evenly this season, but he handled all punting duties against Vanderbilt, one of the best performances of his career.

- Booted a career-long 63-yard punt in the fourth quarter against the Commodores for his fourth career kick of 50-plus yards.
- Punted a career-high seven times for a career-high 319 yards and put a career-best four punts inside the 20-yard line.
- Now boasts 10 punts inside the 20 this season and 11 for his career.

DOWNING THE DEFENDING CHAMPS

The Bulldogs defeated reigning national champion and then-No. 6 LSU, 44-34, in Baton Rouge to open the season.

- The win marked the first time a defending national champion lost its season opener since 1998 when No. 5 Michigan lost at No. 22 Notre Dame, 36-20.
- It was the first time a defending national champion lost its opener at home since 1978 when No. 5 Notre Dame lost to unranked Missouri, 3-0.
- MSU's victory snapped the longest active win streak in the country (16 games).
- The game was MSU's highest-ranked victory in a true road game in school history.
- Mike Leach** is the only MSU coach to defeat a ranked team in his Bulldog debut.
- It was MSU's first win in Baton Rouge since 2014 and just its second since the 1992 season.

THE CENTURY CLUB

For just the second time in school history, MSU saw three players eclipse 100 yards receiving in a game in the win at LSU. WR **Osirus Mitchell** (183), RB **Kylin Hill** (158) and WR **JaVonta Payton** (122) all went over 100 yards.

- The only other time MSU had a trio of receivers crack the century mark came in the Orange Bowl vs. Georgia Tech on Dec. 31, 2014 (Joe Morrow, 117; De'Runnya Wilson, 105; Fred Ross, 102).
- First time MSU had multiple 100-yard receivers since Donald Gray (207) and Fred Ross (107) did so against Samford on Oct. 29, 2016.
- Mitchell and Hill were the first SEC duo to record 150 receiving yards in the same game since 2012.
- The Bulldogs had a combined two 100-yard receivers over their previous 39 games.
- MSU had not had a single receiver record 100 yards against LSU since 2014.
- LSU had not allowed more than 420 passing yards in a game over the last six seasons.

COSTELLO'S RECORD DAY

QB **K.J. Costello** was more than impressive in his Bulldog debut at LSU on Sept. 26. The graduate transfer became the SEC's single-game passing king while breaking multiple MSU single-game records.

- 623 yards passing (Previous: Dak Prescott, 508 - Arkansas, Nov. 21, 2015)
  - SEC record (Previous: Eric Zeier, Georgia, 544 - vs. Southern Miss, 1993), 11th in NCAA history
  - Became the 11th quarterback in SEC history to pass for 500 yards and first 600-yard passer
  - MSU's first 400-yard passer since Nick Fitzgerald threw for 417 vs. Samford on Oct. 29, 2016
  - Ninth career 300-yard passing game
  - Since 2005, no quarterback had thrown for more than 463 yards against LSU
- 36 completions currently rank third in school history
  - Later broke MSU single-game record with 43 completions against Arkansas on Oct. 3 (Previous: Dak Prescott, 38 - Arkansas on Nov. 21, 2015)
- 60 passing attempts (Previous: Joe Reed, 53 - LSU on Nov. 14, 1970)
- Five touchdown passes (Last by Keytaon Thompson vs. Stephen F. Austin on Sept. 1, 2018)
  - First Bulldog to throw four touchdown passes since Nick Fitzgerald against Arkansas on Nov. 17, 2018

NCAA RECORD BOOK WATCH: SINGLE-GAME PASSING YARDS

	Player	Team	Date	Opponent	Yds
1.	Patrick Mahomes	Texas Tech	10-22-2016	Oklahoma	734
	Connor Halliday	Washington State*	10-4-2014	California	734
3.	David Klingler	Houston	12-2-1990	Arizona State	716
4.	Matt Vogler	TCU	11-3-1990	Houston	690
5.	B.J. Symons	Texas Tech*	9-27-2003	Ole Miss	661
6.	Geno Smith	West Virginia	9-29-2012	Baylor	656
7.	Graham Harrell	Texas Tech*	9-22-2007	Oklahoma State	646
8.	Cody Hodges	Texas Tech*	10-15-2005	Kansas State	643
9.	Brian Lindgren	Idaho	10-6-2001	Middle Tenn.	637
10.	Scott Mitchell	Utah	10-15-1998	Air Force	631
11.	K.J. Costello	Mississippi State*	9-26-2020	LSU	623

\*Coached by Mike Leach

NOTING OSIRUS MITCHELL'S CAREER DAY AT LSU

WR **Osirus Mitchell** had a career day in the season opener at LSU, finishing with with career highs in receptions (7), receiving yards (183) and touchdowns (2) against the Tigers.

- 183 receiving yards were tied for the ninth-most in a single game in MSU history.
- Most receiving yards by a Bulldog since 2016 and the most by an MSU player in an SEC game since 2007.
- One of three receivers that eclipsed 100 yards receiving on the day, marking only the second time in program history a trio of Bulldogs achieved that feat.
- Became the ninth player in school history to record 100 or more receiving yards against the Tigers, setting a school record for yards against LSU.
- Six of his catches were for first downs.
- Went for 15+ yards on six of his receptions and 25+ yards on four.
- On third downs, he caught all three of his targets for first downs, including two touchdowns.

MSU RECORD BOOK WATCH: CAREER RECEIVING TOUCHDOWNS

Rank	Name	TD	Years	Rec.
1.	Chad Bumphis	24	2009-12	159
2.	Fred Ross	22	2013-16	199
	De'Runnya Wilson	22	2013-15	133
4.	Justin Jenkins	17	2000-03	139
	Eric Moulds	17	1993-95	118
6.	Bill Buckley	14	1971-73	102
7.	Osirus Mitchell	13	2017-p.	86
	Jerry Boulidin	13	1987-90	78
	Mardye McDole	13	1977-80	116
10.	David Smith	12	1968-70	162

MITCHELL LED BULLDOG RECEIVERS IN 2019

WR **Osirus Mitchell** returns for his senior year after leading the Bulldogs in receiving yards (430) and touchdowns (6) in 2019. The six scoring grabs were a career high for Mitchell in a single season, topping his previous best of four in 2018.

- Most TD catches by a Bulldog in a single season since 2016.
- Six TD catches of 20+ yards were the most by a Bulldog since at least 2000.
- Six TD catches of 20+ yards were tied for second in the SEC and tied for sixth in the FBS.
- Hands/drop grade from PFF (80.0) in 2019 ranks seventh among returning SEC wide receivers.

NOTING JAVONTA PAYTON'S CAREER DAY AT LSU

- Became the 10th player in school history to record 100 or more receiving yards against the Tigers (122).
- Caught a career-high six passes for a career-high in yardage.
- Matched his career-long reception (34).

STEMMING THE TIDE

- The Bulldogs held Alabama scoreless in the third quarter on Oct. 31, becoming the first team to hold the Crimson Tide to no points in a quarter in 2020.
- State also held Alabama to a season low in passing yards (291).
- MSU did not allow a rushing touchdown, and is the only team to keep Alabama from scoring on the ground this season.

## DEFENSE STANDS OUT AGAINST THE OTHER BULLDOGS

Mississippi State's defense put together one of its strongest performances of the season against No. 13 Georgia.

- The Bulldogs held Georgia to just eight yards rushing and 0.3 yards per carry.
- That marked the fewest rushing yards allowed by MSU since holding Iowa to minus-15 yards in the 2019 Outback Bowl.
- It was the fewest rushing yards MSU has allowed to an SEC opponent since at least 2006.
- DB **Martin Emerson** led the team with a career-high 11 tackles, all solo stops, and a career-high four pass breakups.
- LBs **Aaron Brule** and **Nathaniel Watson** both had a career-high 1.5 tackles for loss.

# OUTSIDE THE HUDDLE PROFILES

## #43 Paul Blackwell - LS

Both of his grandfathers – Milton Chandler and James Blackwell served in the military ... Enjoys fishing and boating ... Goal is to work as a petroleum engineer following his football career ... Also played soccer and baseball growing up ... Favorite NFL team is the New Orleans Saints ... Graduated with his degree in chemical engineering.

## #3 Aaron Brule - LB

From a military family ... Mother runs a branch of the U.S. Postal Service ... Said if he wasn't playing football, he'd be learning to run a USPS branch ... Climbed trees often as a kid and would cook eggs in the sun ... His nine best friends all play college football ... Says his calling is helping people in need and hopes to give back ... Wants to get into coaching ... Spends free time playing Madden.

## #47 Jace Christmann - K

Born John Christmann V ... His family did not call him John for the first month of his life to avoid the confusion of being a fifth-generation John ... His dad found the name Jace in an old book, which is derived from the initials J.C. ... Learned how to solve a Rubik's Cube over the 2018 season ... Runs a Twitter account dedicated to the Bulldog specialists (@4thDownDawgs).

## #3 K.J. Costello - QB

If he wasn't a football player, he'd be a professional golfer ... also enjoys ping pong, wakeboarding and snowboarding ... plans to attend law school ... sister ran a 2:45 in her first marathon and made the Olympic qualifying meet ... Graduated from Stanford with his degree in political science.

## #28 Londyn Craft - S

Chose to major in human development because he's always been able to connect with kids and was a babysitter while he was growing up ... Wants to work in the community at a YMCA ... Father, Douglas, played in the NFL ... Says his parents are his best friends ... Played soccer and ran track ... Also played hockey until second grade while living in New Mexico.

## #67 Charles Cross - OL

Nov. 25 birthday often falls on Thanksgiving ... Likes to hunt deer ... Played center in basketball as a kid ... Wants to go into real estate or own a trucking business ... Mother is a special education teacher ... Father works with special needs people at a mental hospital ... Is the youngest child in the family ... Says he can't cook, but his favorite meal is chicken and shrimp alfredo.

## #94 Jaden Crumedy - DT

Wants to work in construction design because he enjoys "hands-on" work ... Has two adopted younger sisters ... The youngest is five and is "super hyper and loves to sing" ... Stepfather taught him to grill ... Started playing football because his parents told him he was too big to just sit in the house ... Also played basketball.

## #25 Brad Cumbest - WR

Nickname is "Mule" because he's stubborn ... Avid fisher and hunter ... Also plays baseball for MSU ... Part of the Bulldogs' 2019 College World Series team ... Four different student-athletes from his high school have played in Omaha ... Fan of the country singer Alan Jackson and famous bullrider Lane Frost.

## #72 Brandon Cunningham - OL

Brought a carnival-style, blow-up alien to his freshman dorm ... Drives a motorcycle ... Said he's hunted just about everything you can except for quail ... Wants to own his own business ... Calls himself the Most Interesting Man in the World ... Mother builds Naval ships ... Played baseball and was a pitcher until eighth grade.

## #6 Jordan Davis - LB

Wants to design athletic wear after graduation ... Designs logos and draws cartoons in his free time ... Personal slogan is "No Matter What" and sketches logos using that phrase or "NMW" ... Mother works four jobs and owns a decorating business and his 15-year-old brother has started his own business as well.

## #42 Tucker Day - P

Enjoys singing and acting ... Several family members are actors ... Brother, Thomas, is on America's Got Talent this season ... Skilled at impersonating people and characters ... Avid hockey fan and enjoys playing hockey ... Big fan of the Nashville Predators and New York Rangers ... Was an amateur junior hockey player for the Nashville Junior Predators.

## #55 Greg Eiland - OL

Nickname is "Peewee" ... Enjoys being outdoors ... Avid hunter and fisher ... Rides bulls and horses ... Boston Red Sox fan ... Favorite NFL team is the Indianapolis Colts and is a big fan of Peyton Manning ... Also played baseball growing up ... Favorite candy is Reese's.

## #1 Martin Emerson - CB

Wants to be a football coach after college because he likes kids ... All of the Emerson children's names start with "M" ... Cousins, uncle and brother all share his middle name of "Lorenzo" ... Began playing football as a defensive end when he was four then moved to quarterback until high school ... Favorite class at State was on the history of MSU ... Has worn No. 1 for all but two seasons since peewee football ... Spends free time playing Call of Duty.

## #18 Cameron Gardner - WR

Nicknames are "Cam" and "Cam G" ... Starkville native reunited with former teammate Kobe Jones ... Lists the Philadelphia Eagles as his favorite NFL team and De'Andre Hopkins as his favorite player ... His brother (Navy) and nephew (Air Force) both served in the military ... Played baseball and basketball growing up ... Favorite candies are Swedish Fish and Mike N' Ikes ... Wants to serve as a secret service agent following his football career ... Lists his parents as the inspirational people in his life because "they've been through so much, and you wouldn't even know because they always have a smile on their face."

## #48 Scott Goodman - K

Is a triplet ... The only boy of the triplet set and was born second by a minute ... His older sister, Jamie, attends Ole Miss while his younger sister, Sydney, attends Auburn ... He did not grow up playing football, only starting his football career in high school ... Favorite NFL team is the New Orleans Saints ... Grew up playing soccer and baseball ... Likes to hunt and fish during his free time.

## #69 Kwatrivious Johnson - OL

Nicknamed "Dolla Bill" because his grandmother had trouble pronouncing his name ... Teammates shortened nickname further to "Bill" ... Has a new puppy this season ... Plays for his mother who passed away two years ago from breast cancer ... Played baseball and was a pitcher and catcher in elementary school ... Favorite class was college algebra because he's pretty good at math.

## #84 Dontea Jones - WR

Oldest player on the team ... Wants to work in real estate because he liked to drive around to look at houses as a kid ... Ran the open 400m, 4x200m and 4x400m relays and high jumped in high school ... Favorite class at MSU was an art class where he made a mosaic of Spongebob laughing ... Teammates would describe him as "goofy" and "always laughing".

## #52 Kobe Jones - DE

One of his former coaches gave him the nickname "Mayor of Starkville" over the 2018 season ... Has worn No. 52 since he was seven ... Favorite NFL team is the Dallas Cowboys ... Favorite television show is "Power" ... Favorite food is ribeye steak ... Helps coach the Starkville Cowboys, a local little league football team ... Graduated with his degree in business administration.

## #78 Scott Lashley - OL

Transferred to MSU to be closer to his family ... Favorite home cooked meal is his grandmother's fried catfish, mac and cheese and greens with pecan pie for dessert ... Enjoys spending time with his two-year-old son, Kingston ... Enjoys reading, especially history books ... Favorite author is Claude Anderson ... Graduated from Alabama with his degree in human environmental sciences.

## #21 Jo'quavious Marks - RB

Nickname is "Woody" ... Chose his number because the Cowboys' Ezekiel Elliot is his favorite player ... Favorite class he's taken is public speaking ... Wants to be an athletic trainer after football.

## #5 Osirus Mitchell - WR

Grandmother called him "Bam Bam" growing up because he tended to break and throw things ... Skilled cooked and painter ... Wanted to play basketball not football in college his entire high school career ... Only decided to pursue football after his senior year ... Addicted to white chocolate Hershey's and hot Cheetos ... Shares the same birthday (Sept. 15) with his mother and sister ... Enjoys fishing to relax ... Vikings' 2020 draft pick Cameron Dantzler lists Osirus as the teammate that inspires him most because of his "motor to go" that pushed Dantzler to also work harder.

# OUTSIDE THE HUDDLE PROFILES

## #29 C.J. Morgan - S

Played violin before he ever picked up football and continued to play the instrument up until the 9th grade ... Is the oldest of four siblings ... Before every game, listens to his "Old Vibes" playlist, which consists of 70s to 2000s R&B ... Active brother of the Phi Beta Sigma Fraternity ... Loves joking around with his friends ... Favorite artist is Drake ... Says he hates to hold hands with anyone because he has "really sweaty hands" ... Graduated with his degree in political science.

## #0 JaVonta Payton - WR

Nicknames are "JP" and "Tay" ... Oldest of 12 siblings ... Enjoys watching movies in his spare time and aspires to be a voice actor following his football career ... Enjoys watching old Disney shows to remind him of his childhood ... Can quote almost all of "Shrek" ... Teammates give him a hard time over how skinny he is ... Favorite NFL team is the Tennessee Titans ... Favorite candy is Reese's.

## #38 Fred Peters - S

Wants to start his own business after college ... Wore No. 38 in junior college then was going to switch to No. 1, but former Bulldog Johnathan Abram talked him into keeping his number ... Also competed in track and field in high school, running the 100m and 200m along with the 4x100m and 4x200m relays and long jumping ... Started playing football because his cousin did in elementary school and played running back in high school ... Teammates describe him as being quiet.

## #12 Shawn Preston Jr. - S

Father was a high school football coach while he was growing up and would have him be a ball boy on the sidelines when he was four or five ... Both parents played college sports ... If he had to play another sport, he'd pick baseball but he quit in third grade because he got bored ... Also played soccer as a kid and was a striker ... Wants to be a high school athletic director.

## #2 Will Rogers - QB

Enjoys hunting and fishing ... Fan of Mexican food ... Entire family attended SEC schools for college ... Sister graduated from Ole Miss and is now a graduate student at Southern Miss ... Wears No. 2 because Derek Jeter wore it ... Father called plays for him in high school ... Plays cards against Austin Williams and says he always wins ... Also plays golf and has shot a 78.

## #63 LaQuinston Sharp - OL

Hopes to work in appliance repair ... Fixes cars ... Loves chocolate.

## #57 Cole Smith - OL

Enjoys fishing in his spare time ... Wants to work in criminal justice ... Favorite class in college was government ... If he had to pick another sport, he'd play baseball and be an outfielder.

## #11 Geor'quarius Spivey - WR

His first name combines the beginning of his father's name, George ... His grandmother gave him the nickname "Monk" as a child because he was hyper and jumped around like a monkey ... Loves playing Fortnite and Madden in his free time ... Feels like he is the "greatest" on the team when it comes to gaming ... Enjoys shopping for new tennis shoes and cooking ... Favorite NFL players are Chad Johnson and Julio Jones ... Played basketball and ran track growing up ... Says his inspiration is his grandmother because she "influenced me to be a better person."

## #42 Marquiss Spencer - DE

Favorite hobby is traveling ... Has visited California, New York and Dubai ... Favorite location is California because he went to Hollywood ... Favorite subject in school was art and enjoys drawing ... Favorite food is meatlover's pizza ... Also was a shot putter in high school ... Nicknamed "MJ" by his family for his initials ... Teammates call him "Kebo," "Mo" and "Quiss".

## #40 Erroll Thompson - LB

Enjoys listening to music to get hyped on gamedays ... Favorite Mississippi State tradition is the Dawg Walk ... Doesn't like oranges, and says pineapple is the best fruit ... Is scared of birds ... Go-to breakfast on gamedays is an omelet ... Played baseball until his junior year of high school ... Claims he was a better baseball player than football player growing up ... Models his game after Luke Kuechly and Bobby Wagner ... Talks to his dad, a former Alabama State football player, after every game ... His father likes to watch game replays and will critique his game.

## #85 Austin Williams - WR

Lived in Germany for two years when he was in the fourth and fifth grades ... Father was an Air Force fighter pilot ... Enjoys skydiving, fishing and grilling ... Reads a lot ... Sister is in medical school ... Graduated with his degree in finance.

## #22 Lee Witherspoon - RB

Favorite meal is shrimp alfredo, but De'Monte Russell does the cooking ... Wants to own a computer technology business after football and eventually work on video game development ... Fascinated by computers since he was a child ... Enjoys playing Call of Duty ... Ran track in high school and finished third at the state championships in the 100m where he came up 0.05 seconds behind Bulldog track athlete Okheme Moore.



# GAME 1

Mississippi State  
#6 LSU

44  
34

Sept. 26, 2020  
Tiger Stadium  
Baton Rouge, La.  
21,124

Mississippi State

RUSHING	Att.	Gain	Lost	Net	TD	Long	Avg.
Kylin Hill	7	34	0	34	0	12	4.9
Jo'quavious Marks	3	15	0	15	0	11	5.0
TEAM	1	0	2	(-2)	0	0	(-2.0)
K.J. Costello	5	0	38	(-38)	0	0	(-7.6)

PASSING	Com	Att	Int	Yds	TD	Long	Sacks
K.J. Costello	36	60	2	623	5	75	5

RECEIVING	No.	Yds.	TD	Long
Kylin Hill	8	158	1	75
Osirus Mitchell	7	183	2	43
Austin Williams	7	57	1	14
JaVonta Payton	6	122	0	34
Tyrell Shavers	2	68	1	37
Cameron Gardner	2	35	0	24
Dillon Johnson	1	4	0	4
Malik Heath	1	1	0	1
Jo'quavious Marks	1	(-2)	0	0
Kwatrivous Johnson	1	(-3)	0	0

PUNTING	No.	Yds.	Avg.	Long	I20	TB
Tucker Day	2	95	47.5	58	0	0
Reed Bowman	1	39	39.0	39	1	0

FIELD GOALS	Att.	Made	Long	KICKS
Brandon Ruiz	3	3	43	made 35, made 24, made 43

ALL RETURNS	No.	Yds.	Lg.	No.	Yds.	Lg.	No.	Yds.	Lg.
Emmanuel Forbes	0	0	0	0	0	0	1	0	0
Esaiaas Furdge	0	0	0	0	0	0	1	20	20

LSU

RUSHING	Att.	Gain	Lost	Net	TD	Long	Avg.
Chris Curry	9	47	0	47	0	12	5.2
Ty Davis-Price	11	43	0	43	0	7	3.9
John Emery	7	27	0	27	0	10	3.9
Myles Brennan	11	8	45	(-37)	0	4	(-3.4)

PASSING	Com	Att	Int	Yds	TD	Long	Sacks
Myles Brennan	27	46	2	345	3	47	7

RECEIVING	No.	Yds.	TD	Long
Terrace Marshall Jr.	8	122	2	37
Jaray Jenkins	5	85	0	47
Arik Gilbert	4	37	1	16
Racey McMath	3	50	0	28
John Emery	3	25	0	11
Jontre Kirklín	1	12	0	12
Kayshon Boutte	1	6	0	6
Koy Moore	1	5	0	5
Trey Palmer	1	3	0	3

PUNTING	No.	Yds.	Avg.	Long	I20	TB
Zach Von Rosenberg	7	346	49.4	58	5	0

FIELD GOALS	Att.	Made	Long	KICKS
Cade York	2	2	40	made 26, made 40

ALL RETURNS	No.	Yds.	Lg.	No.	Yds.	Lg.	No.	Yds.	Lg.
Trey Palmer	1	(-2)	0	1	16	16	0	0	0
Jabril Cox	0	0	0	0	0	0	1	14	14
Eli Ricks	0	0	0	0	0	0	1	0	0

## State Shocks No. 6/Defending National Champ LSU

The Mike Leach era of Mississippi State football was ushered in on Saturday afternoon as a record-setting day for **K.J. Costello** propelled the Bulldogs over the defending national champions, No. 6 LSU, 44-34, at Tiger Stadium. The win marked the first time a defending national champion lost its season opener since 1998 and snapped the longest active win streak in the country. It was also MSU's highest-ranked road win in program history. The Bulldogs came away with just their second win in Baton Rouge since 1992. State grabbed their first lead of the game near the end of the first quarter, when a 12-play, 66-yard drive culminated in a **Brandon Ruiz** 35-yard field goal. The lead would change four times in the second quarter, with the Bulldogs landing on top heading into the locker room. With 5:20 on the clock, **Kylin Hill** scampered 12 yards to the MSU 37-yard line before Costello found **Osirus Mitchell** from 43 yards out, giving the Bulldogs a 17-14 advantage. The Tigers' largest lead came in the third quarter, when Myles Brennan connected with Terrace Marshall on a 37-yard pass for a 24-20 lead. A 75-yard strike from Costello to Hill on the ensuing drive was all it took for the Maroon and White to regain the lead. With the score even at 34-34 in the fourth, a Ruiz 43-yard field goal and Mitchell's 24-yard touchdown reception gave the Bulldogs the lead for good. On LSU's (0-1) final drive of the game, **Emmanuel Forbes** intercepted Myles Brennan's pass in the end zone to secure the victory for State. **Shawn Preston Jr.** led the Bulldogs with 11 tackles, ignited by six solo stops. **Aaron Brule** and **Erroll Thompson** followed with 10 tackles and one sack a piece. Mississippi State racked up seven sacks, including two contributed by **Marquiss Spencer** for a loss of 10 yards.

Mississippi State	3	14	10	17	44
LSU	0	14	10	10	34
1st	04:47	MS	Brandon Ruiz 35 yd field goal		
2nd	09:45	LSU	Jabril Cox 14 yd interception return (Cade York kick)		
	07:45	MS	Tyrell Shavers 31 yd pass from K.J. Costello (Brandon Ruiz kick)		
	05:20	LSU	Arik Gilbert 2 yd pass from Myles Brennan (Cade York kick)		
	02:27	MS	Osirus Mitchell 43 yd pass from K.J. Costello (Brandon Ruiz kick)		
3rd	09:33	LSU	Cade York 26 yd field goal		
	06:23	MS	Brandon Ruiz 24 yd field goal		
	05:01	LSU	Terrace Marshall Jr. 37 yd pass from Myles Brennan (Cade York kick)		
	04:46	MS	Kylin Hill 75 yd pass from K.J. Costello (Brandon Ruiz kick)		
4th	14:14	MS	Austin Williams 9 yd pass from K.J. Costello (Brandon Ruiz kick)		
	11:01	LSU	Terrace Marshall Jr. 33 yd pass from Myles Brennan (Cade York kick)		
	09:37	LSU	Cade York 40 yd field goal		
	07:27	MS	Brandon Ruiz 43 yd field goal		
	03:39	MS	Osirus Mitchell 24 yd pass from K.J. Costello (Brandon Ruiz kick)		

Team Stats

	MSU	LSU
FIRST DOWNS	24	25
Rushing	2	8
Passing	22	16
Penalty	0	1
NET YARDS RUSHING	9	80
Rushing Attempts	16	38
Average Per Rush	0.6	2.1
NET YARDS PASSING	623	345
Completions-Attempts-Int	36-60-2	27-46-2
Average Per Attempt	10.4	7.5
Average Per Completion	17.3	12.8
TOTAL OFFENSE YARDS	632	425
Total Offense Plays	76	84
Average Gain Per Play	8.3	5.1
Fumbles: Number-Lost	2-2	0-0
Penalties: Number-Yards	7-40	7-31
PUNTS-YARDS	3-134	7-346
KICKOFFS-YARDS	9-585	7-455
Punt Returns: Number-Yards-TD	0-0-0	1-(-2)-0
Kickoff Returns: Number-Yds-TD	0-0-0	1-16-0
Interceptions: Number-Yds-TD	2-20-0	2-14-1
Fumble Returns: Number-Yds-TD	0-0-0	0-0-0
Possession Time	30:28	29:32
Third-Down Conversions	8 of 16	5 of 17
Fourth-Down Conversions	0 of 0	1 of 1
Red-Zone Scores-Chances	4-4	3-3
Sacks By: Number-Yards	7-45	5-38
PAT Kicks	5-5	4-4
Field Goals	3-3	2-2
Points Off Turnovers	7	17

# GAME 2

## Arkansas 21 #16 Mississippi State 14

Oct. 3, 2020  
Davis Wade Stadium  
Starkville, Miss.  
13,564

### Mississippi State

RUSHING	Att.	Gain	Lost	Net	TD	Long	Avg.
Dillon Johnson	9	39	0	39	1	9	4.3
Joquavious Marks	10	39	2	37	0	10	3.7
Kylin Hill	1	7	0	7	0	7	7.0
K.J. Costello	4	15	11	4	0	7	1.0

PASSING	Com	Att	Int	Yds	TD	Long	Sacks
K.J. Costello	43	59	3	313	1	34	1
TEAM	0	1	0	0	0	0	0

RECEIVING	No.	Yds.	TD	Long
Joquavious Marks	10	50	0	13
Dillon Johnson	8	35	0	10
Jaden Walley	6	56	0	16
Osirus Mitchell	5	61	0	34
Malik Heath	5	27	0	12
Cameron Gardner	3	32	0	12
Tyrell Shavers	3	21	0	11
JaVonta Payton	2	23	1	17
Garrett Shrader	1	8	0	8

PUNTING	No.	Yds.	Avg.	Long	I20	TB
Tucker Day	2	75	37.5	45	0	0
Reed Bowman	3	138	46.0	51	1	0

FIELD GOALS	Att.	Made	Long	KICKS					
none									
ALL RETURNS	Punts			Kickoffs			Intercepted		
	No.	Yds.	Lg.	No.	Yds.	Lg.	No.	Yds.	Lg.
Jaden Walley	2	21	20	0	0	0	0	0	0
JaVonta Payton	0	0	0	2	49	26	0	0	0
Austin Williams	1	0	0	0	0	0	0	0	0

### Arkansas

RUSHING	Att.	Gain	Lost	Net	TD	Long	Avg.
Trelon Smith	14	50	2	48	0	11	3.4
Rakeem Boyd	8	28	0	28	0	5	3.5
Feleipe Franks	8	21	13	8	0	9	1.0
KJ Jefferson	2	1	1	0	0	1	0.0
DeVion Warren	2	3	9	(-6)	0	3	(-3.0)
TEAM	3	0	15	(-15)	0	0	(-5.0)

PASSING	Com	Att	Int	Yds	TD	Long	Sacks
Feleipe Franks	20	28	0	212	2	52	3

RECEIVING	No.	Yds.	TD	Long
Trelon Smith	5	22	0	10
DeVion Warren	4	100	1	52
Hudson Henry	4	20	1	12
Trey Knox	3	31	0	12
Mike Woods	3	29	0	20
Treyton Burks	1	10	0	10

PUNTING	No.	Yds.	Avg.	Long	I20	TB
Reid Bauer	1	38	38.0	38	1	0
George Caratan	7	300	42.9	48	3	1

FIELD GOALS	Att.	Made	Long	KICKS					
none									
ALL RETURNS	Punts			Kickoffs			Intercepted		
	No.	Yds.	Lg.	No.	Yds.	Lg.	No.	Yds.	Lg.
	0	0	0	0	0	0	2	26	26
	0	0	0	0	0	0	1	69	69
	1	(-1)	0	0	0	0	0	0	0

## Arkansas Upends No. 16 Bulldogs, 21-14

No. 16 Mississippi State suffered its first setback of the 2020 campaign Saturday night as the Bulldogs dropped a 21-14 decision to the Arkansas Razorbacks at Davis Wade Stadium. Quarterback **K.J. Costello** led the Bulldogs' to a team single-game record 43 completions as State tallied 400 total yards. The Bulldogs held Arkansas to just 275 yards. The Razorbacks drew first blood on State's opening drive as Greg Brooks Jr. intercepted Costello's pass at the Arkansas 31-yard line and returned it 69 yards for the first score of the game. MSU responded with a 15-play and 7:45 drive that culminated with a 17-yard strike to **JaVonta Payton** to knot the score at 7-7. The drive marked the Bulldogs' longest scoring drive of the season in terms of both plays and time. A toss from Feleipe Franks to DeVion Warren gave Arkansas a one score advantage at halftime. The Razorbacks maintained the momentum out of the locker room. Franks found Hudson Henry in the end zone from 12 yards out to go up 21-7. **Dillon Johnson** capped off a 76-yard drive as he hauled himself into the end zone to bring the Bulldogs within one touchdown, but the Arkansas defense forced turnovers on downs in the red zone twice to hold on for the victory.

Arkansas	7	7	7	0	21
Mississippi State	7	0	7	0	14

1st	11:44	AR	Greg Brooks Jr. 69 yd interception return (AJ Reed kick)
	03:59	MS	JaVonta Payton 17 yd pass from K.J. Costello (Brandon Ruiz kick)
2nd	05:27	AR	DeVion Warren 19 yd pass from Feleipe Franks (AJ Reed kick)
3rd	11:21	AR	Hudson Henry 12 yd pass from Feleipe Franks (AJ Reed kick)
	03:50	MS	Dillon Johnson 6 yd run (Brandon Ruiz kick)

### Team Stats

	MSU	ARK
FIRST DOWNS	17	24
Rushing	6	5
Passing	10	19
Penalty	1	0
NET YARDS RUSHING	63	87
Rushing Attempts	37	24
Average Per Rush	1.7	3.6
Rushing Touchdowns	0	1
Yards Gained Rushing	103	100
Yards Lost Rushing	40	13
NET YARDS PASSING	212	313
Completions-Attempts-Int	20-28-0	43-60-3
Average Per Attempt	7.6	5.2
Average Per Completion	10.6	7.3
Passing Touchdowns	2	1
TOTAL OFFENSE YARDS	275	400
Total Offense Plays	65	84
Average Gain Per Play	4.2	4.8
Fumbles: Number-Lost	2-2	1-1
Penalties: Number-Yards	5-40	4-25
PUNTS-YARDS	8-338	5-213
KICKOFFS-YARDS	4-258	3-195
Punt returns: Number-Yards-TD	1-(-1)-0	3-21-0
Kickoff returns: Number-Yds-TD	0-0-0	2-49-0
Interceptions: Number-Yds-TD	3-95-1	0-0-0
Fumble Returns: Number-Yds-TD	0-0-0	0-0-0
Possession Time	23:40	36:20
Third-Down Conversions	5 of 14	6 of 17
Fourth-Down Conversions	0 of 1	4 of 6
Red-Zone Scores-Chances	2-3	2-4
Sacks By: Number-Yards	1-11	3-13
PAT Kicks	3-3	2-2
Field Goals	0-0	0-0
Points off turnovers	7	0

# GAME 3

## Mississippi State Kentucky

2  
24

Oct. 10, 2020  
Kroger Field  
Lexington, Ky.  
12,000

### Mississippi State

RUSHING	Att.	Gain	Lost	Net	TD	Long	Avg.
Kylin Hill	7	17	0	17	0	4	2.4
Jo'quavious Marks	2	12	0	12	0	9	6.0
K.J. Costello	4	7	11	(-4)	0	5	(-1.0)
TEAM	1	0	5	(-5)	0	0	(-5.0)

PASSING	Com	Att	Int	Yds	TD	Long	Sacks
K.J. Costello	36	55	4	232	0	23	2
Will Rogers	9	15	2	43	0	13	0

RECEIVING	No.	Yds.	TD	Long
Kylin Hill	15	79	0	12
Malik Heath	6	52	0	23
Austin Williams	5	39	0	13
Javonta Payton	5	34	0	10
Tyrell Shavers	4	18	0	6
Cameron Gardner	3	20	0	10
Jo'quavious Marks	3	13	0	9
Jaden Walley	2	17	0	13
Osirus Mitchell	2	3	0	5

PUNTING	No.	Yds.	Avg.	Long	I20	TB
Tucker Day	5	298	59.6	66	2	2
Reed Bowman	1	33	33.0	33	1	0

FIELD GOALS	Att.	Made	Long	KICKS
Brandon Ruiz	1	0	--	missed 56

ALL RETURNS	Punts			Kickoffs			Intercepted		
	No.	Yds.	Lg.	No.	Yds.	Lg.	No.	Yds.	Lg.
Austin Williams	5	43	17	0	0	0	0	0	0
Jaden Walley	0	0	0	1	11	11	0	0	0

### Kentucky

RUSHING	Att.	Gain	Lost	Net	TD	Long	Avg.
Terry Wilson	13	75	25	50	0	51	3.8
Chris Rodriguez	7	38	0	38	1	12	5.4
Asim Rose	8	22	0	22	0	6	2.8
JuTahn McClain	1	17	0	17	0	17	17.0
Joey Gatewood	2	7	2	5	0	7	2.5
TEAM	1	0	48	(-48)	0	0	(-48.0)

PASSING	Com	Att	Int	Yds	TD	Long	Sacks
Terry Wilson	8	20	0	73	1	17	2
Joey Gatewood	0	1	0	0	0	0	0

RECEIVING	No.	Yds.	TD	Long
Josh Ali	2	22	0	17
Brenden Bates	1	14	0	14
Keaton Upshaw	1	12	1	12
Justin Rigg	1	12	0	12
Asim Rose	1	8	0	8
Demarcus Harris	1	4	0	4
Allen Dailey	1	1	0	1

PUNTING	No.	Yds.	Avg.	Long	I20	TB
Max Duffy	8	359	44.9	57	3	0

FIELD GOALS	Att.	Made	Long	KICKS
Matt Ruffolo	1	1	35	made 35

ALL RETURNS	Punts			Kickoffs			Intercepted		
	No.	Yds.	Lg.	No.	Yds.	Lg.	No.	Yds.	Lg.
Joshua Paschal	0	0	0	0	0	0	1	76	76
Jordan Wright	0	0	0	0	0	0	1	8	8
Jamar Watson	0	0	0	0	0	0	1	0	0
Jamin Davis	0	0	0	0	0	0	1	0	0
D'Eryk Jackson	0	0	0	0	0	0	1	5	5
Kelvin Joseph	0	0	0	0	0	0	1	0	0

## Mississippi State Falls at Kentucky

Mississippi State was handed a 24-2 defeat by Kentucky at Kroger Field. After a scoreless first quarter, Kentucky jumped out to a 14-0 lead in the second. Terry Wilson found Keaton Upshaw from 12 yards out for the first touchdown of the game. Later in the second, Joshua Paschal intercepted **K.J. Costello's** pass at the UK 22-yard line and returned it 76 yards, before Chris Rodriguez plunged two yards into the end zone to extend Kentucky's lead to two scores. The Bulldogs' scoring drought came to an end in the third quarter. A high snap sailed over punter Max Duffy's head and Duffy kicked the ball out of the back of the end zone, resulting in a safety. The safety marked the first for the Bulldogs since MSU had two safeties against Charleston Southern in 2017. The Wildcats took advantage of another turnover in the fourth quarter when Jordan Wright intercepted Costello's pass and returned it eight yards for a score. A Kentucky field goal with 49 seconds left accounted for the final margin. Through the air, Costello was 36-of-55 passing for 232 yards and four interceptions. Freshman **Will Rogers** completed 9-of-15 passes for 43 yards and two interceptions in his collegiate debut. **Kylin Hill** led all receivers with a school-record-tying 15 catches for 79 yards.

Mississippi State	0	0	2	0	2
Kentucky	0	14	0	10	24

2nd	12:13	UK	Keaton Upshaw 12 yd pass from Terry Wilson (Matt Ruffolo kick)
	03:48	UK	Chris Rodriguez 2 yd run (Matt Ruffolo kick)
3rd	05:49	MS	Team safety
4th	06:25	UK	Jordan Wright 8 yd interception return (Matt Ruffolo kick)
	00:49	UK	Matt Ruffolo 35 yd field goal

### Team Stats

	MSU	UK
FIRST DOWNS	18	10
Rushing	2	6
Passing	15	4
Penalty	1	0
NET YARDS RUSHING	20	84
Rushing Attempts	14	32
Average Per Rush	1.4	2.6
Rushing Touchdowns	0	1
Yards Gained Rushing	36	159
Yards Lost Rushing	16	75
NET YARDS PASSING	275	73
Completions-Attempts-Int	45-70-6	8-21-0
Average Per Attempt	3.9	3.5
Average Per Completion	6.1	9.1
Passing Touchdowns	0	1
TOTAL OFFENSE YARDS	295	157
Total offense plays	84	53
Average Gain Per Play	3.5	3.0
Fumbles: Number-Lost	0-0	1-1
Penalties: Number-Yards	8-57	3-25
PUNTS-YARDS	6-331	8-359
KICKOFFS-YARDS	1-65	6-375
Punt returns: Number-Yards-TD	5-43-0	0-0-0
Kickoff returns: Number-Yds-TD	-11-0	0-0-0
Interceptions: Number-Yds-TD	0-0-0	6-89-1
Fumble Returns: Number-Yds-TD	0-0-0	0-0-0
Possession Time	34:49	25:11
Third-Down Conversions	3 of 17	4 of 14
Fourth-Down Conversions	2 of 4	0 of 1
Red-Zone Scores-Chances	0-3	3-3
Sacks By: Number-Yards	2-16	2-11
PAT Kicks	0-0	3-3
Field Goals	0-1	1-1
Points off turnovers	0	14

GAME 4

#11 Texas A&M  
Mississippi State

28  
14

Oct. 17, 2020  
Davis Wade Stadium  
Starkville, Miss.  
13,142

Mississippi State

RUSHING	Att.	Gain	Lost	Net	TD	Long	Avg.
Jo'quavious Marks	7	25	0	25	0	8	3.6
Dillon Johnson	3	7	0	7	0	3	2.3
Will Rogers	1	0	7	(-7)	0	0	(-7.0)
K.J. Costello	9	11	38	(-27)	0	7	(-3.0)

PASSING	Com	Att	Int	Yds	TD	Long	Sacks
K.J. Costello	15	22	1	99	0	19	5
Will Rogers	15	18	0	120	1	32	1

RECEIVING	No.	Yds.	TD	Long
Jo'quavious Marks	9	40	0	19
Osirus Mitchell	6	40	0	17
Malik Heath	5	57	1	32
Jaden Walley	3	37	0	19
Austin Williams	3	32	0	16
JaVonta Payton	2	9	0	5
Dillon Johnson	2	4	0	4

PUNTING	No.	Yds.	Avg.	Long	I20	TB
Tucker Day	5	216	43.2	54	0	1
Reed Bowman	1	38	38.0	38	0	1
TEAM	1	0	0.0	0	0	0

FIELD GOALS	Att.	Made	Long	KICKS
none				

ALL RETURNS	Punts			Kickoffs			Intercepted		
Emmanuel Forbes	No.	Yds.	Lg.	No.	Yds.	Lg.	No.	Yds.	Lg.
	0	0	0	0	0	0	1	60	60

Texas A&M

RUSHING	Att.	Gain	Lost	Net	TD	Long	Avg.
Isaiah Spiller	18	114	0	114	2	26	6.3
Ainias Smith	10	53	1	52	0	14	5.2
Devon Achane	4	20	0	20	0	11	5.0
Kellen Mond	1	1	0	1	0	1	1.0
TEAM	1	0	1	-1	0	0	-1.0

PASSING	Com	Att	Int	Yds	TD	Long	Sacks
Kellen Mond	13	23	1	139	2	51	0

RECEIVING	No.	Yds.	TD	Long
Ainias Smith	5	20	1	9
Jalen Wydermyer	4	30	0	11
Chase Lane	2	70	1	51
Isaiah Spiller	2	19	0	13

PUNTING	No.	Yds.	Avg.	Long	I20	TB
Nik Constantinou	5	217	43.4	54	2	1

FIELD GOALS	Att.	Made	Long	KICKS
none				

ALL RETURNS	Punts			Kickoffs			Intercepted		
Ainias Smith	No.	Yds.	Lg.	No.	Yds.	Lg.	No.	Yds.	Lg.
Chris Russell	3	34	22	0	0	0	0	0	0
Myles Jones	1	21	0	0	0	0	0	0	0
	0	0	0	0	0	0	1	0	0

No. 11 Texas A&M beats Mississippi State 28-14

Texas A&M built a 14-0 halftime lead and rode that momentum to a 28-14 victory over Mississippi State at Davis Wade Stadium. The Bulldogs got a 60-yard interception return for a score early in the third quarter to trim the Aggie lead to 14-7 but A&M responded with a 4-play, 75-yard drive and never looked back after that. State's other score in the game came when quarterback **Will Rogers** connected with **Malik Heath** on a 32-yard strike in the fourth quarter. It was the first career touchdown for both Bulldogs and the longest play of their MSU careers. Defensively, State was led by **Erroll Thompson**'s 11 tackles. **Martin Emerson** added nine stops and one pass breakup. The Aggies struck first on their fourth drive of the game with a 3-yard touchdown run by Isaiah Spiller. On the Bulldogs' ensuing drive, Texas A&M blocked MSU's punt to take over on downs at the 1-yard line. Spiller again rushed across the line for six. **Emmanuel Forbes** intercepted a deflected pass in the third quarter and took it to the end zone for MSU's first points, but the Aggies immediately answered with a 51-yard touchdown pass. Texas A&M also scored on a 6-yard pass with 8:39 left in the third quarter before the Bulldog offense put up the final points of the game in the fourth quarter.

Texas A&M	0	14	14	0	28
Mississippi State	0	0	7	7	14

2nd	14:57	TAMU	Isaiah Spiller 3 yd run (Seth Small kick)
	13:27	TAMU	Isaiah Spiller 1 yd run (Seth Small kick)
3rd	11:38	MS	Emmanuel Forbes 60 yd interception return (Brandon Ruiz kick),
	10:05	TAMU	Chase Lane 51 yd pass from Kellen Mond (Seth Small kick)
	08:39	TAMU	Ainias Smith 6 yd pass from Kellen Mond (Seth Small kick)
4th	11:11	MS	Malik Heath 32 yd pass from Will Rogers (Brandon Ruiz kick)

Team Stats

	TAMU	MSU
FIRST DOWNS	17	15
Rushing	13	5
Passing	4	9
Penalty	0	1
NET YARDS RUSHING	186	-2
Rushing Attempts	34	20
Average Per Rush	5.5	-0.1
Rushing Touchdowns	2	0
Yards Gained Rushing	188	43
Yards Lost Rushing	2	45
NET YARDS PASSING	139	219
Completions-Attempts-Int	13-23-1	30-40-1
Average Per Attempt	6.0	5.5
Average Per Completion	10.7	7.3
Passing Touchdowns	2	1
TOTAL OFFENSE YARDS	325	217
Total offense plays	57	60
Average Gain Per Play	5.7	3.6
Fumbles: Number-Lost	0-0	1-1
Penalties: Number-Yards	5-40	3-25
PUNTS-YARDS	5-217	7-254
KICKOFFS-YARDS	5-325	3-195
Punt returns: Number-Yards-TD	4-55-0	0-0-0
Kickoff returns: Number-Yds-TD	0-0-0	0-0-0
Interceptions: Number-Yds-TD	1-0-0	1-60-1
Fumble Returns: Number-Yds-TD	1-19-0	0-0-0
Possession Time	30:32	29:28
Third-Down Conversions	4 of 10	7 of 15
Fourth-Down Conversions	2 of 0	0 of 0
Red-Zone Scores-Chances	3-4	0-0
Sacks By: Number-Yards	6-47	0-0
PAT Kicks	4-4	2-2
Field Goals	0-0	0-0
Points off turnovers	7	7

# GAME 5

## Mississippi State #2 Alabama

0  
41

Oct. 31, 2020  
Bryant-Denny Stadium  
Tuscaloosa, Ala.  
19,424

### Mississippi State

RUSHING	Att.	Gain	Lost	Net	TD	Long	Avg.
Jo'quavious Marks	9	41	9	32	0	20	3.6
Will Rogers	2	11	7	4	0	11	2.0
Dillon Johnson	1	1	0	1	0	1	1.0
Lee Witherspoon	1	0	0	0	0	0	0.0
K.J. Costello	2	4	4	0	0	4	0.0

PASSING	Com	Att	Int	Yds	TD	Long	Sacks
Will Rogers	24	37	2	147	0	19	1
K.J. Costello	4	11	0	16	0	7	1

RECEIVING	No.	Yds.	TD	Long
Jo'quavious Marks	8	38	0	12
Lee Witherspoon	4	25	0	13
Dillon Johnson	4	13	0	7
Austin Williams	3	32	0	19
Jaden Walley	3	18	0	9
Osirus Mitchell	2	17	0	10
JaVonta Payton	2	16	0	8
Malik Heath	1	2	0	2
Brad Cumbest	1	2	0	2

PUNTING	No.	Yds.	Avg.	Long	I20	TB
Tucker Day	5	192	38.4	48	0	0
Reed Bowman	5	196	39.2	54	2	0

FIELD GOALS	Att.	Made	Long	KICKS
none				

ALL RETURNS	Punts			Kickoffs			Intercepted		
	No.	Yds.	Lg.	No.	Yds.	Lg.	No.	Yds.	Lg.
JaVonta Payton	0	0	0	4	72	22	0	0	0

### Alabama

RUSHING	Att.	Gain	Lost	Net	TD	Long	Avg.
Najee Harris	21	120	1	119	0	14	5.7
Trey Sanders	12	82	2	80	0	25	6.7
Brian Robinson Jr.	2	5	0	5	0	5	2.5
Mac Jones	4	16	12	4	0	14	1.0
Bryce Young	1	0	0	0	0	0	0.0

PASSING	Com	Att	Int	Yds	TD	Long	Sacks
Mac Jones	24	31	0	291	4	53	1
Bryce Young	0	2	0	0	0	0	0

RECEIVING	No.	Yds.	TD	Long
DeVonta Smith	11	203	4	53
Najee Harris	6	36	0	11
Slade Bolden	3	20	0	13
John Metchie	3	18	0	9
Miller Forristall	1	14	0	14

PUNTING	No.	Yds.	Avg.	Long	I20	TB
Charlie Scott	4	152	38.0	46	1	0

FIELD GOALS	Att.	Made	Long	KICKS
Will Reichard	2	2	40	made 40, made 24

ALL RETURNS	Punts			Kickoffs			Intercepted		
	No.	Yds.	Lg.	No.	Yds.	Lg.	No.	Yds.	Lg.
Slade Bolden	4	26	14	0	0	0	0	0	0
Patrick Surtain	0	0	0	0	0	0	1	25	25
Dylan Moses	0	0	0	0	0	0	1	1	1
Trey Sanders	0	0	0	1	17	17	0	0	0

## Bulldogs Fall To No. 2 Crimson Tide In Tuscaloosa

Mississippi State could not overcome No. 2 Alabama's passing game, as the Bulldogs fell to the Crimson Tide in a 41-0 loss at Bryant-Denny Stadium. Alabama jumped out to an early 17-0 lead in the first quarter. On its first possession, the Crimson Tide put together an 8-play, 61-yard march that culminated in a Will Reichard field goal from 40 yards out. A pair of touchdown passes from Mac Jones to DeVonta Smith in three minutes extended Alabama's advantage to 17 and set the tone for the night. Reichard successfully hit another field goal eight seconds into the second quarter, and Jones found Smith from 11 yards out to bring the score to 27-0 at halftime. The Bulldogs were able to gain momentum late in the contest, registering 162 yards of total offense during the second half. Late in the third quarter, MSU drove into Alabama territory but Dylan Moses intercepted **Will Rogers'** pass in the endzone to hold State scoreless and end their threat. Smith reeled in his fourth touchdown reception of the game and Patrick Surtain intercepted Rogers' pass and returned it 25 yards to the endzone to bring the score to its final 41-0 margin. Through the air, Rogers, who entered the game in the second quarter, was 24-of-37 passing for a career-high 147 yards with two interceptions. **K.J. Costello** hit on 4-of-11 of his pass attempts for 16 yards. Running back **Jo'quavious Marks** caught eight passes for a team-high 38 yards. He also carried nine times for 32 yards. Defensively, State was led by **Erroll Thompson** who posted double-digit tackles for the fourth time in five games this season. Additionally, four Bulldogs matched or surpassed their previous career highs in tackles..

Mississippi State	0	0	0	0	0
Alabama	17	10	0	14	41

1st	11:57	UA	Will Reichard 40 yd field goal
	05:04	UA	DeVonta Smith 35 yd pass from Mac Jones (Will Reichard kick)
	02:14	UA	DeVonta Smith 53 yd pass from Mac Jones (Will Reichard kick)
2nd	14:52	UA	Will Reichard 24 yd field goal
	01:43	UA	DeVonta Smith 11 yd pass from Mac Jones (Will Reichard kick)
4th	13:50	UA	DeVonta Smith 10 yd pass from Mac Jones (Will Reichard kick)
	02:12	UA	Patrick Surtain 25 yd interception return (Will Reichard kick)

### Team Stats

	MSU	UA
FIRST DOWNS	12	26
Rushing	3	12
Passing	7	11
Penalty	2	3
NET YARDS RUSHING	37	208
Rushing Attempts	15	40
Average Per Rush	2.5	5.2
Rushing Touchdowns	0	0
Yards Gained Rushing	57	223
Yards Lost Rushing	20	15
NET YARDS PASSING	163	291
Completions-Attempts-Int	28-48-2	24-33-0
Average Per Attempt	3.4	8.8
Average Per Completion	5.8	12.1
Passing Touchdowns	0	4
TOTAL OFFENSE YARDS	200	499
Total offense plays	63	73
Average Gain Per Play	3.2	6.8
Fumbles: Number-Lost	1-1	2-1
Penalties: Number-Yards	9-85	10-71
PUNTS-YARDS	10-388	4-152
KICKOFFS-YARDS	1-65	8-484
Punt returns: Number-Yards-TD	0-0-0	4-26-0
Kickoff returns: Number-Yds-TD	4-72-0	1-17-0
Interceptions: Number-Yds-TD	0-0-0	2-26-1
Fumble Returns: Number-Yds-TD	1-13-0	0-0-0
Possession Time	28:18	31:42
Third-Down Conversions	2 of 15	6 of 14
Fourth-Down Conversions	2 of 2	0 of 2
Red-Zone Scores-Chances	0-1	3-4
Sacks By: Number-Yards	1-10	2-11
PAT Kicks	0-0	5-5
Field Goals	0-0	2-2
Points off turnovers	0	14



# GAME 6

## Vanderbilt Mississippi State

17  
24

Nov. 8, 2020  
Davis Wade Stadium  
Starkville, Miss.  
12,888

### Mississippi State

RUSHING	Att.	Gain	Lost	Net	TD	Long	Avg.
Jo'quavious Marks	6	11	1	10	1	4	1.7
Dillon Johnson	1	4	0	4	1	4	4.0
TEAM	1	0	5	(-5)	0	0	(-5.0)
Will Rogers	3	0	31	(-31)	0	0	(-10.3)

PASSING	Com	Att	Int	Yds	TD	Long	Sacks
Will Rogers	35	46	0	226	1	17	3

RECEIVING	No.	Yds.	TD	Long
Malik Heath	9	79	0	17
Jo'quavious Marks	7	22	0	6
Austin Williams	6	33	0	9
Jaden Walley	5	43	0	14
Osirus Mitchell	4	32	1	16
Lee Witherspoon	2	11	0	6
Dillon Johnson	1	7	0	7
Geor'quarious Spivey	1	(-1)	0	0

PUNTING	No.	Yds.	Avg.	Long	I20	TB
Reed Bowman	7	319	45.6	63	4	0

FIELD GOALS	Att.	Made	Long	KICKS
Brandon Ruiz	1	1	25	made 25

ALL RETURNS	Punts			Kickoffs			Intercepted		
	No.	Yds.	Lg.	No.	Yds.	Lg.	No.	Yds.	Lg.
Collin Duncan	0	0	0	0	0	0	1	28	28
Erroll Thompson	0	0	0	0	0	0	1	0	0
Marquiss Spencer	0	0	0	0	0	0	1	27	27
Lideatrick Griffin	0	0	0	1	32	32	0	0	0

### Vanderbilt

RUSHING	Att.	Gain	Lost	Net	TD	Long	Avg.
Keyon Henry-Brooks	20	117	2	115	1	27	5.8
Rocko Griffin	13	26	7	19	0	7	1.5
Jamauri Wakefield	1	7	0	7	0	7	7.0
Ken Seals	2	3	2	1	0	3	0.5

PASSING	Com	Att	Int	Yds	TD	Long	Sacks
Ken Seals	31	46	3	336	1	30	1

RECEIVING	No.	Yds.	TD	Long
Keyon Henry-Brooks	11	97	0	30
Cam Johnson	10	114	0	29
Chris Pierce	6	76	1	21
Amir Abdur-Rahman	3	49	0	28
Jaden Harrison	1	0	0	0

PUNTING	No.	Yds.	Avg.	Long	I20	TB
Harrison Smith	1	29	29.0	29	1	0

FIELD GOALS	Att.	Made	Long	KICKS
Pierson Cooke	2	1	41	missed 50, made 41

ALL RETURNS	Punts			Kickoffs			Intercepted		
	No.	Yds.	Lg.	No.	Yds.	Lg.	No.	Yds.	Lg.
Cam Johnson	2	23	21	0	0	0	0	0	0

## Bulldogs Oust Vandy 24-17 For Homecoming Victory

True freshman **Will Rogers** propelled Mississippi State back into the win column as the Bulldogs defeated Vanderbilt, 24-17, at Davis Wade Stadium. In his first career start, Rogers fueled MSU's offensive attack as he registered 226 yards through the air and one touchdown while completing 35-of-46 attempts. The 35 completions are the most by an MSU freshman in program history, besting the 29 completions by Wesley Carroll at Arkansas in 2007. It only took 3:13 for State to grasp the lead, one that they would maintain for the remainder of the game. **Collin Duncan** intercepted Ken Seals' pass on Vanderbilt's first drive and returned it 28 yards to the VU 27-yard line. The Bulldogs took advantage of the turnover as Rogers found **Osirus Mitchell** from six yards out five plays later. The Maroon and White struck again on their next possession as Rogers ripped off seven consecutive completions for 51 yards to land at Vanderbilt's 17-yard line. Four snaps later, **Dillon Johnson** plunged four yards into the end zone to give State to a two-score lead over the Commodores with 2:33 remaining in the first quarter. MSU headed into the break with a 17-0 lead after a successful field goal attempt by **Brandon Ruiz**. Vanderbilt ended their scoring drought in the third quarter courtesy of a Chris Pierce 2-yard touchdown reception. The eight-play, 71-yard march was ignited by a Amir Abdur-Rahman 28-yard pass from Seals and highlighted by four receptions of 10-plus yards. Keyon Henry-Brooks tacked on a 27-yard rushing touchdown with 12:27 on the clock to cut the Bulldogs' lead to 17-14. Vanderbilt marched to Mississippi State's 28-yard line, but **Marquiss Spencer** intercepted Seals' pass and returned it 27 yards to end the Commodore threat. **Jo'quavious Marks** put the finishing touches on State's victory with a 1-yard scamper with 2:43 remaining in the contest. VU's Pierson Cooke connected on a career-long 41-yard field goal to bring the score to its final 24-17 margin.

Vanderbilt	0	0	7	10	17
Mississippi State	14	3	0	7	24

1st	11:47	MS	Osirus Mitchell 6 yd pass from Will Rogers (Brandon Ruiz kick)
	02:33	MS	Dillon Johnson 4 yd run (Brandon Ruiz kick)
2nd	09:24	MS	Brandon Ruiz 25 yd field goal
3rd	04:27	VU	Chris Pierce 2 yd pass from Ken Seals (Wes Farley kick)
4th	12:27	VU	Keyon Henry-Brooks 27 yd run (Wes Farley kick)
	02:43	MS	Jo'quavious Marks 1 yd run (Brandon Ruiz kick)
	00:38	VU	Pierson Cooke 41 yd field goal

### Team Stats

	VU	MS
FIRST DOWNS	30	14
Rushing	9	3
Passing	16	9
Penalty	5	2
NET YARDS RUSHING	142	-22
Rushing Attempts	36	11
Average Per Rush	3.9	-2.0
Rushing Touchdowns	1	2
Yards Gained Rushing	153	15
Yards Lost Rushing	11	37
NET YARDS PASSING	336	226
Completions-Attempts-Int	31-46-3	35-46-0
Average Per Attempt	7.3	4.9
Average Per Completion	10.8	6.5
Passing Touchdowns	1	1
TOTAL OFFENSE YARDS	478	204
Total offense plays	82	57
Average Gain Per Play	5.8	3.6
Fumbles: Number-Lost	3-2	0-0
Penalties: Number-Yards	6-52	8-92
PUNTS-YARDS	1-29	7-319
KICKOFFS-YARDS	3-170	5-330
Punt returns: Number-Yards-TD	2-23-0	0-0-0
Kickoff returns: Number-Yds-TD	0-0-0	1-32-0
Interceptions: Number-Yds-TD	0-0-0	3-55-0
Fumble Returns: Number-Yds-TD	0-0-0	0-0-0
Possession Time	32:10	27:50
Third-Down Conversions	8 of 15	4 of 13
Fourth-Down Conversions	2 of 3	0 of 0
Red-Zone Scores-Chances	1-2	4-4
Sacks By: Number-Yards	3-31	1-1
PAT Kicks	2-2	3-3
Field Goals	1-2	1-1
Points off turnovers	0	14

# GAME 7

## Mississippi State #13 Georgia

24  
31

Nov. 21, 2020  
Sanford Stadium  
Athens, Ga.  
20,524

### Mississippi State

RUSHING	Att.	Gain	Lost	Net	TD	Long	Avg.
Dillon Johnson	8	23	4	19	2	7	2.4
Jo'quavious Marks	4	16	0	16	0	9	4.0
Will Rogers	2	0	13	(-13)	0	0	(-6.5)

PASSING	Com	Att	Int	Yds	TD	Long	Sacks
Will Rogers	41	52	0	336	1	51	2

RECEIVING	No.	Yds.	TD	Long
Jaden Walley	7	115	1	51
Osirus Mitchell	7	53	0	15
Dillon Johnson	7	42	0	10
Jo'quavious Marks	6	23	0	8
Austin Williams	3	32	0	19
Cameron Gardner	3	18	0	7
Lideatrick Griffin	3	15	0	8
JaVonta Payton	2	21	0	17
Lee Witherspoon	2	11	0	6
Geor'quavious Spivey	1	6	0	6

PUNTING	No.	Yds.	Avg.	Long	I20	TB
Reed Bowman	4	169	42.2	50	1	0

FIELD GOALS	Att.	Made	Long	KICKS
Brandon Ruiz	1	1	22	made 22

ALL RETURNS	Punts	Kickoffs	Intercepted
None	No. Yds. Lg.	No. Yds. Lg.	No. Yds. Lg.

### Georgia

RUSHING	Att.	Gain	Lost	Net	TD	Long	Avg.
Zamir White	11	25	4	21	0	10	1.9
James Cook	4	11	4	7	0	6	1.8
Kenny McIntosh	3	8	3	5	0	8	1.7
TEAM	2	0	4	(-4)	0	0	(-2.0)
JT Daniels	3	0	21	(-21)	0	0	(-7.0)

PASSING	Com	Att	Int	Yds	TD	Long	Sacks
JT Daniels	28	38	0	401	4	49	3

RECEIVING	No.	Yds.	TD	Long
Jermaine Burton	8	197	2	49
George Pickens	8	87	1	28
Kearis Jackson	4	55	1	40
Demetris Robertson	3	45	0	31
James Cook	2	-2	0	0
John FitzPatrick	1	8	0	8
Zamir White	1	6	0	6
Tre' McKitty	1	5	0	5

PUNTING	No.	Yds.	Avg.	Long	I20	TB
Jake Camarda	4	174	43.5	56	2	0

FIELD GOALS	Att.	Made	Long	KICKS
Jack Podlesny	1	1	41	made 41

ALL RETURNS	Punts	Kickoffs	Intercepted
Kearis Jackson	No. Yds. Lg.	No. Yds. Lg.	No. Yds. Lg.
	0 0 0	1 30 30	0 0 0

## No. 13 Georgia Holds Off Feisty MSU In Athens

A spirited effort from Mississippi State ell just short at No. 13 Georgia, as the homestanding Bulldogs held on for a 31-24 victory. The teams went back and forth for the entire first half and were tied 17-17 at halftime, despite MSU's stout defensive effort to hold Georgia to just seven rushing yards. In the first quarter, **Will Rogers** completed seven consecutive pass attempts to start the game, as State put together a 15-play drive that ended in 22-yard field goal from Brandon Ruiz to open the scoring. The drive was MSU's longest of the season by time taking up 8:06 of clock, and it tied the Bulldogs longest drive by plays. **Dillon Johnson** scored Mississippi State's first touchdown from four yards out in the second quarter. Not long after, Georgia would tie it up again with a field goal. Before the break, Rogers connected with **Jaden Walley** on a 51-yard touchdown strike to regain the lead. After UGA scored a touchdown on the first drive of the second half, State answered when Johnson scored for the second time on the night, this time on a three-yard dash. Georgia went up 31-24 on a third-and-long, 40-yard pass in the fourth quarter before halting State's final drive on downs to secure the win. Rogers ended his passing night 41-of-52 for 336 yards and a touchdown while breaking his own freshman record of 35 completions set against Vanderbilt. Walley had a huge night on the other end of that air attack, hauling in seven catches for 115 yards and a score. **Osirus Mitchell** and Johnson also both totaled seven receptions. Johnson led the rushing game with eight carries and two touchdowns. Defensively, State was led by **Martin Emerson** who posted a career-high 11 total tackles, all solo stops. Emerson also added a career-high four pass breakups. **Erroll Thompson** and **Jaden Crumedy** each recorded a sack.

Mississippi State	3	14	7	0	24
Georgia	0	17	7	7	31

1st	06:54	MS	Brandon Ruiz 22 yd field goal
2nd	12:28	UGA	George Pickens 4 yd pass from JT Daniels (Jack Podlesny kick)
	05:24	MS	Dillon Johnson 4 yd run (Brandon Ruiz kick)
	03:10	UGA	Jack Podlesny 41 yd field goal
	01:28	MS	Jaden Walley 51 yd pass from Will Rogers (Brandon Ruiz kick)
	00:30	UGA	Jermaine Burton 18 yd pass from JT Daniels (Jack Podlesny kick)
3rd	11:03	UGA	Jermaine Burton 48 yd pass from JT Daniels (Jack Podlesny kick)
	05:17	MS	Dillon Johnson 3 yd run (Brandon Ruiz kick)
4th	09:50	UGA	Kearis Jackson 40 yd pass from JT Daniels (Jack Podlesny kick)

### Team Stats

	UGA	MS
FIRST DOWNS	18	20
Rushing	2	2
Passing	15	17
Penalty	1	1
NET YARDS RUSHING	8	22
Rushing Attempts	23	14
Average Per Rush	0.3	1.6
Rushing Touchdowns	0	2
Yards Gained Rushing	44	39
Yards Lost Rushing	36	17
NET YARDS PASSING	401	336
Completions-Attempts-Int	28-38-0	41-52-0
Average Per Attempt	10.6	6.5
Average Per Completion	14.3	8.2
Passing Touchdowns	4	1
TOTAL OFFENSE YARDS	409	358
Total offense plays	61	66
Average Gain Per Play	6.7	5.4
Fumbles: Number-Lost	0-0	0-0
Penalties: Number-Yards	5-60	3-25
PUNTS-YARDS	4-169	4-174
KICKOFFS-YARDS	6-365	5-332
Punt returns: Number-Yards-TD	0-0-0	0-0-0
Kickoff returns: Number-Yds-TD	1-30-0	0-0-0
Interceptions: Number-Yds-TD	0-0-0	0-0-0
Fumble Returns: Number-Yds-TD	0-0-0	0-0-0
Possession Time	27:53	32:07
Third-Down Conversions	8 of 13	7 of 13
Fourth-Down Conversions	0 of 0	0 of 1
Red-Zone Scores-Chances	1-2	4-4
Sacks By: Number-Yards	2-13	3-21
PAT Kicks	4-4	3-3
Field Goals	1-1	1-1
Points off turnovers	0	0

# GAME 8

## Mississippi State Ole Miss

24  
31

Nov. 28, 2020  
Vaught-Hemingway Stadium  
Oxford, Miss.  
16,218

### Mississippi State

RUSHING	Att.	Gain	Lost	Net	TD	Long	Avg.
Will Rogers	4	31	5	26	0	15	6.5
Dillon Johnson	6	21	0	21	0	7	3.5
Jo'quavious Marks	4	10	0	10	0	5	2.5
TEAM	2	0	18	(-18)	0	0	(-9.0)

PASSING	Com	Att	Int	Yds	TD	Long	Sacks
Will Rogers	45	61	0	440	3	44	1

RECEIVING	No.	Yds.	TD	Long
Jaden Walley	9	176	0	44
Dillon Johnson	8	22	0	9
Austin Williams	6	31	1	12
Jo'quavious Marks	6	27	0	13
Geor'quarious Spivey	5	97	0	41
Osirus Mitchell	5	42	0	18
Malik Heath	4	35	2	11
Cameron Gardner	1	5	0	5
Kameron Jones	1	5	0	5

PUNTING	No.	Yds.	Avg.	Long	I20	TB
Tucker Day	1	35	35.0	35	0	0
Reed Bowman	5	217	43.4	51	0	0

FIELD GOALS	Att.	Made	Long	KICKS
Brandon Ruiz	1	1	25	made 25

ALL RETURNS	Punts	Kickoffs	Intercepted
None	No. Yds. Lg.	No. Yds. Lg.	No. Yds. Lg.

### Ole Miss

RUSHING	Att.	Gain	Lost	Net	TD	Long	Avg.
Jerrion Ealy	18	93	0	93	1	16	5.2
Henry Parrish	8	40	4	36	0	11	4.5
Snoop Conner	6	28	6	22	1	16	3.7
Matt Corral	11	27	17	10	0	9	0.9
Elijah Moore	2	2	0	2	0	1	1.0

PASSING	Com	Att	Int	Yds	TD	Long	Sacks
Matt Corral	24	36	0	385	2	81	2
Elijah Moore	1	1	0	2	0	2	0

RECEIVING	No.	Yds.	TD	Long
Elijah Moore	12	139	0	53
Jonathan Mingo	3	33	0	31
Jerrion Ealy	3	23	0	14
Braylon Sanders	2	87	1	81
Dontario Drummond	2	84	1	48
Kenny Yeboah	2	15	0	8
Snoop Conner	1	6	0	6

PUNTING	No.	Yds.	Avg.	Long	I20	TB
Jake Camarda	3	138	46.0	53	1	2

FIELD GOALS	Att.	Made	Long	KICKS
Luke Logan	1	1	26	made 26

ALL RETURNS	Punts	Kickoffs	Intercepted
Elijah Moore	No. Yds. Lg.	No. Yds. Lg.	No. Yds. Lg.
Dannis Jackson	0 0 0	1 22 22	0 0 0

## State Edged In Egg Bowl, 31-24

The 2020 Egg Bowl came down to the final moments in Oxford as Mississippi State's late comeback attempt fell short in a 31-24 loss to in-state rival, Ole Miss. **Will Rogers** shined in his first Egg Bowl appearance and set a new freshman passing yardage record in the rivalry. The true freshman completed an MSU single-game-record 45 passes for 440 yards and three touchdowns. His 440 yards marks the most by a Bulldog freshman in school history. The Rebels controlled the first quarter as they held the Bulldogs scoreless and jumped out to a two-score lead. Ole Miss struck first when Matt Corral found Dontario Drummond from 48 yards out at the 6:03 mark. On the next drive, Mississippi State raced to the Ole Miss four-yard line before **Austin Williams** fumbled at the goal line on a potential game-tying touchdown. The Rebels' Deane Leonard returned the ball 84 yards to set up a Snoop Conner one-yard plunge into the endzone to put Ole Miss ahead 14-0. MSU didn't waste time in the second quarter, finding the endzone just 1:23 in to cut the Rebels' lead to seven. Rogers led the Bulldogs down the field as he completed all four of his passes in the drive, including a six-yard touchdown toss to **Malik Heath**. The possession was ignited by a 44-yard catch by **Jaden Walley** at the Ole Miss 31-yard line. The Rebels relied on a 81-yard pass to Braylon Sanders to extend their lead back to 14, but State fired back with a 13-play, 93-yard march that culminated in another Heath reception in the end zone to give the Bulldogs momentum heading into the locker room. After a scoreless third quarter, both squads recorded a field goal and touchdown to allow the Rebels to maintain their double-digit lead. Trailing 31-24 with 2:08 on the clock, State was unable to convert an onside kick attempt. Ole Miss received the ball at their 49-yard line but MSU's defense was able to force the Rebels to punt. The Bulldogs marched to the Ole Miss 36-yard line with five seconds remaining, but Rogers final pass into the end zone fell to the turf as time expired.

Mississippi State	0	14	0	10	24
Ole Miss	14	7	0	10	31

1st	06:03	OM	Dontario Drummond 48 yd pass from Matt Corral (Luke Logan kick)
	00:16	OM	Snoop Conner 1 yd run (Luke Logan kick)
2nd	13:37	MS	Malik Heath 6 yd pass from Will Rogers (Brandon Ruiz kick)
	09:44	OM	Braylon Sanders 81 yd pass from Matt Corral (Luke Logan kick)
	00:06	MS	Malik Heath 11 yd pass from Will Rogers (Brandon Ruiz kick)
4th	13:40	OM	Luke Logan 26 yd field goal
	07:51	MS	Austin Williams 7 yd pass from Will Rogers (Brandon Ruiz kick)
	04:48	OM	Jerrion Ealy 8 yd run (Luke Logan kick)
	02:08	MS	Brandon Ruiz 25 yd field goal

### Team Stats

	MS	OM
FIRST DOWNS	23	24
Rushing	3	9
Passing	18	14
Penalty	2	1
NET YARDS RUSHING	39	163
Rushing Attempts	16	45
Average Per Rush	2.4	3.6
Rushing Touchdowns	0	2
Yards Gained Rushing	62	190
Yards Lost Rushing	23	27
NET YARDS PASSING	440	387
Completions-Attempts-Int	45-62-0	25-37-0
Average Per Attempt	7.1	10.5
Average Per Completion	9.8	15.5
Passing Touchdowns	3	2
TOTAL OFFENSE YARDS	479	550
Total offense plays	78	82
Average Gain Per Play	6.1	6.7
Fumbles: Number-Lost	1-1	1-0
Penalties: Number-Yards	5-47	10-81
PUNTS-YARDS	6-252	3-138
KICKOFFS-YARDS	5-275	6-340
Punt returns: Number-Yards-TD	0-0-0	1-10-0
Kickoff returns: Number-Yds-TD	1-30-0	1-22-0
Interceptions: Number-Yds-TD	0-0-0	0-0-0
Fumble Returns: Number-Yds-TD	0-0-0	1-84-0
Possession Time	32:27	27:33
Third-Down Conversions	3 of 14	8 of 18
Fourth-Down Conversions	3 of 3	3 of 6
Red-Zone Scores-Chances	4-5	3-5
Sacks By: Number-Yards	2-10	1-5
PAT Kicks	3-3	4-4
Field Goals	1-1	1-1
Points off turnovers	0	7

## THE LAST TIME *MISSISSIPPI STATE*...

### TEAM

#### Defense

Allowed 60+ points	South Carolina, 1995 (65)
Allowed 50+ points	at Auburn, 2019 (56)
<b>Allowed 40+ points</b>	<b>at Alabama, 2020 (41)</b>
<b>Allowed 30+ points</b>	<b>at Ole Miss, 2020 (31)</b>
Held opponent scoreless	Charleston Southern, 2017 (49-0)
Held opponent scoreless at Scott Field	Charleston Southern, 2017 (49-0)
Held opponent scoreless on the road	at South Carolina, 1998 (38-0)
Held opponent scoreless at neutral site	vs. Kansas, 1981 (10-0)
Held two opponents scoreless in one season	2014 (Southern Miss, 49-0; Vanderbilt, 51-0)
Held three opponents scoreless in one season	1963 (Samford, 43-0; at Tennessee, 7-0; Houston, 20-0)
Held an SEC opponent scoreless	Vanderbilt, 2014 (51-0)
Held two SEC opponents scoreless in one season	1998 (Vanderbilt, 42-0; at South Carolina, 38-0)
Held opponent without an offensive touchdown	at Ole Miss, 2018 (35-3)
<b>Held opponent to 10 or fewer first downs</b>	<b>at Kentucky, 2020 (10)</b>
Held opponent to 0 or fewer yards rushing	vs. Iowa, 2018 (-15 yds, 20 att.)
<b>Held opponent to 25 or fewer yards rushing</b>	<b>at Georgia, 2020 (8 yds., 23 att.)</b>
<b>Held opponent to 50 or fewer yards rushing</b>	<b>at Georgia, 2020 (8 yds., 23 att.)</b>
Held opponent to 50 or fewer yards passing	Charleston Southern, 2017 (15)
<b>Held opponent to 100 or fewer yards passing</b>	<b>at Kentucky, 2020 (73)</b>
Held opponent to 100 or fewer yards total offense	Charleston Southern, 2017 (33)
<b>Held opponent to 200 or fewer yards total offense</b>	<b>at Kentucky, 2020 (157)</b>
<b>Held opponent to 250 or fewer yards total offense</b>	<b>at Kentucky, 2020 (157)</b>
Recorded six+ takeaways	at Kentucky, 2007 (6; 3 INT, 3 fumbles)
<b>Recorded five+ takeaways</b>	<b>Vanderbilt, 2020 (5; 3 INT, 2 fumbles)</b>
Intercepted five+ passes	at Memphis, 2002 (5)
Intercepted four+ passes	at Middle Tennessee, 2009 (4)
<b>Intercepted three+ passes</b>	<b>Vanderbilt, 2020 (3)</b>
Returned three+ interceptions for TDs	Arkansas State, 1994 (Walt Harris, 41 yards; Jimmy Lipscomb, 28 yards; Dwayne Curry, 29 yards)
Returned two+ interceptions for TDs	Jackson State, 2012 (Darius Slay, 52 yards; Matthew Wells, 22 yards)
<b>Returned one interception for a TD</b>	<b>Texas A&amp;M, 2020 (Emmanuel Forbes, 60 yards)</b>
Two players had 2+ interceptions	at Middle Tennessee State, 2009 (Corey Broomfield, 2; Johnthan Banks, 2)
Returned a fumble for a TD	at Louisiana Tech, 2017 (Jeffery Simmons, 90 yards)
<b>Scored a safety</b>	<b>at Kentucky, 2020</b>
Scored two+ safeties	Charleston Southern, 2017 (2)
Recorded nine+ sacks	at Ole Miss, 1996 (9)
Recorded eight+ sacks	Oklahoma State, 1999 (8)
<b>Recorded seven+ sacks</b>	<b>at LSU, 2020 (7)</b>
<b>Recorded six+ sacks</b>	<b>at LSU, 2020 (7)</b>
<b>Recorded five+ sacks</b>	<b>at LSU, 2020 (7)</b>
<b>Did not record a sack</b>	<b>Texas A&amp;M, 2020</b>
<b>Recorded 10+ tackles for loss</b>	<b>at Georgia, 2020 (11)</b>
Had four players record 10+ tackles	Texas A&M, 2012 (B. McKinney, 14; C. Lawrence, 13; N. Whitley, 12; M. Wells, 10)
<b>Had three players record 10+ tackles</b>	<b>Vanderbilt, 2020 (Aaron Brule, 12; Martin Emerson, 10; Marcus Murphy, 10)</b>
<b>Had two players record 10+ tackles</b>	<b>at Ole Miss, 2020 (Shawn Preston Jr., 12; Aaron Brule, 11)</b>

#### Passing

<b>Had 500+ yards passing</b>	<b>at LSU, 2020 (623)</b>
<b>Had 450+ yards passing</b>	<b>at LSU, 2020 (623)</b>
<b>Had 400+ yards passing</b>	<b>at Ole Miss, 2020 (440)</b>
<b>Had 300+ yards passing</b>	<b>at Ole Miss, 2020 (440)</b>
<b>Had 70+ pass attempts</b>	<b>at Kentucky, 2020 (70)</b>
<b>Had 60+ pass attempts</b>	<b>at Ole Miss, 2020 (62)</b>
<b>Had 50+ pass attempts</b>	<b>at Ole Miss, 2020 (62)</b>
<b>Had 40+ pass attempts</b>	<b>at Ole Miss, 2020 (62)</b>
<b>Had 30+ pass attempts</b>	<b>at Ole Miss, 2020 (62)</b>
<b>Had 45+ pass completions</b>	<b>at Ole Miss, 2020 (45)</b>
<b>Had 40+ pass completions</b>	<b>at Ole Miss, 2020 (45)</b>
<b>Had 35+ pass completions</b>	<b>at Ole Miss, 2020 (45)</b>
<b>Had 30+ pass completions</b>	<b>at Ole Miss, 2020 (45)</b>
<b>Had five+ passing TDs</b>	<b>at LSU, 2020 (5)</b>
<b>Had four+ passing TDs</b>	<b>at LSU, 2020 (5)</b>
<b>Had three+ passing TDs</b>	<b>at Ole Miss, 2020 (3)</b>

#### Rushing

Had 400+ yards rushing	at Arkansas, 2019 (460)
Had 300+ yards rushing	Abilene Christian, 2019 (372)
Had 250+ yards rushing	Abilene Christian, 2019 (372)
Had 70+ rushing attempts	Arkansas, 2010 (70)
Had 60+ rushing attempts	Ole Miss, 2017 (62)
Had 50+ rushing attempts	at Arkansas, 2019 (57)
Had seven+ rushing TDs	Middle Tennessee State, 2010 (7)
Had six+ rushing TDs	Louisiana, 2018 (6)
Had five+ rushing TDs	Louisiana, 2018 (6)
Had four+ rushing TDs	at Arkansas, 2019 (4)
Had three+ rushing TDs	Ole Miss, 2019 (3)
Had two+ players with 100 yards rushing	at Arkansas, 2019 (Kytlin Hill, 234; Nick Gibson, 129)
Had three+ players with 100 yards rushing	ULM, 1996 (Tony Buckhalter, 119; Nakia Greer, 110; Robert Isaac, 103)

#### Receiving

<b>Had two players with 100+ yards receiving</b>	<b>at LSU, 2020 (Kytlin Hill, 158; Osirus Mitchell, 183; JaVonta Payton, 122)</b>
<b>Had three players with 100+ yards receiving</b>	<b>at LSU, 2020 (Kytlin Hill, 158; Osirus Mitchell, 183; JaVonta Payton, 122)</b>
<b>Had 10+ different receivers catch a pass</b>	<b>at Georgia, 2020 (10)</b>
<b>Had eight+ different receivers catch a pass</b>	<b>at Ole Miss, 2020 (9)</b>

#### Total Offense/Scoring

<b>Had 600+ yards total offense</b>	<b>at LSU, 2020 (632)</b>
<b>Had 550+ yards total offense</b>	<b>at LSU, 2020 (632)</b>
<b>Had 500+ yards total offense</b>	<b>at LSU, 2020 (632)</b>
<b>Had 400+ yards total offense</b>	<b>at Ole Miss, 2020 (479)</b>
Totaled 100+ plays	Arkansas, 2010 (100)
Totaled 90+ plays	Ole Miss, 2017 (94)
<b>Totaled 80+ plays</b>	<b>at Kentucky, 2020 (84)</b>
<b>Totaled 70+ plays</b>	<b>at Ole Miss, 2020 (78)</b>
Had 40 minutes+ of possession time	at Arkansas, 2019 (40:09)
<b>Had 35 minutes+ of possession time</b>	<b>Arkansas, 2020 (36:20)</b>
Had 30+ first downs	BYU, 2017 (35)
<b>Had 20+ first downs</b>	<b>at Ole Miss, 2020 (23)</b>
Scored 60+ points	Stephen F. Austin, 2018 (63)
Scored 50+ points	at Arkansas, 2019 (54)
<b>Scored 40+ points</b>	<b>at LSU, 2020 (44)</b>
<b>Scored 30+ points</b>	<b>at LSU, 2020 (44)</b>
Scored a two-point conversion passing	Arkansas, 2016 (Nick Fitzgerald to Fred Ross)
Scored a two-point conversion rushing	Ole Miss, 2017 (Keytaon Thompson rush)
Attempted a two-point conversion	at Texas A&M, 2019 (pass unsuccessful)
<b>Was held scoreless</b>	<b>at Alabama, 2020 (0-41)</b>
Was held scoreless at Scott Field	LSU, 2007 (0-45)
<b>Was held scoreless on the road</b>	<b>at Alabama, 2020 (0-41)</b>
Was held scoreless at a neutral site	vs. Florida, 1989 (0-21)
Had 20+ penalties	vs. Clemson, 1999 (21)
Had 10+ penalties	LSU, 2019 (13)
Had 100+ yards in penalties	LSU, 2019 (109)
Had 300-yard passer and 100-yard rusher in a game	BYU, 2001 (Kevin Fant 346 pass & Dicenzo Miller 119 rush)
Had 100-yard receiver and 100-yard rusher in a game	Stephen F. Austin, 2018 (Osirus Mitchell 114 receiving & Keytaon Thompson 109 rush)

Turnovers

Did not commit a turnover	at Georgia, 2020
Did not commit a turnover in back-to-back games	Vanderbilt & at Georgia, 2020
Committed eight+ turnovers	at Arkansas, 2003 (8; 6 INT; 2 fumbles)
Committed seven+ turnovers	LSU, 2007 (7; 6 INT, 1 fumble)
Committed six+ turnovers	at Kentucky, 2020 (6; 6 INT)
Committed five+ turnovers	at Kentucky, 2020 (6; 6 INT)
Had five+ fumbles	Georgia Tech, 2009 (5)
Lost four+ fumbles	Georgia Tech, 2009 (4)
Lost three+ fumbles	Ole Miss, 2017 (3)
Threw six+ interceptions	at Kentucky, 2020 (6)
Threw five+ interceptions	at Kentucky, 2020 (6)
Threw four+ interceptions	at Kentucky, 2020 (6)
Threw three+ interceptions	at Kentucky, 2020 (6)
Did not cause a turnover	at Ole Miss, 2020

Special Teams

Returned a punt for a TD	UMass, 2017 (Dedrick Thomas - 82)
Returned a blocked punt for a TD	at Louisiana Tech, 2017 (Jeffery Simmons - 90)
Returned a kickoff for a TD	at Southern Miss, 2015 (Brandon Holloway - 100)
Returned a blocked FG for a TD	Southern Miss, 2014 (Jay Hughes - 70)
Returned a blocked PAT kick	vs. Texas A&M, 2000 (Julius Griffith)
Blocked three punt	LSU, 1999 (3; Robert Bean, Eugene Clinton, Rob Knight)
Blocked two punts	LSU, 1999 (3; Robert Bean, Eugene Clinton, Rob Knight)
Blocked one punts	at Louisiana Tech, 2017 (Jeffery Simmons)
Blocked a field goal	vs. Miami (Ohio), 2016 (Nelson Adams)
Blocked a PAT kick	vs. Miami (Ohio), 2016 (Johnathan Calvin)
Punted 10+ times	at Alabama, 2020 (10)
Did not punt	Troy, 2013
Had a punt blocked	Texas A&M, 2020
Had a field goal blocked	at Arkansas, 2013 (Devon Bell; 28-yard attempt)
Had a kicking PAT blocked	at Louisiana Tech, 2017
Missed a kicking PAT	at Auburn, 2019
Recovered an onside kick	Vanderbilt, 2020

INDIVIDUAL

Defense

Intercepted three+ passes	Mark McLaurin; vs. Louisville, 2017 (3)
Intercepted two+ passes	Mark McLaurin; vs. Louisville, 2017 (3)
Returned two interceptions for a touchdown	Johnthan Banks; at Florida, 2009
Returned one interception for a touchdown	Emmanuel Forbes; Texas A&M, 2020
Recovered two+ fumbles	Leo Lewis; at Auburn, 2019 (2)
Forced two+ fumbles	Tyrus Wheat; Vanderbilt, 2020 (2)
Recorded five+ sacks	Greg Favors; at Ole Miss, 1996 (5.5)
Recorded four+ sacks	Greg Favors; at Ole Miss, 1996 (5.5)
Recorded three+ sacks	Montez Sweat; Auburn, 2018 (3.0)
Recorded two+ sacks	Marquiss Spencer; at LSU, 2020 (2.0)
Recorded five+ tackles for loss	Deljuan Robinson; Auburn, 2006 (5.0)
Recorded four+ tackles for loss	A.J. Jefferson; South Alabama, 2016 (4.0)
Recorded three+ tackles for loss	Kobe Jones; vs. Louisville, 2019 (3.5)
Recorded 20+ tackles	Mario Haggan; Arkansas, 2000 (20)
Recorded 10+ tackles	Shawn Preston Jr. (12), Aaron Brule (11); at Ole Miss, 2020
Recorded 10+ tackles in back-to-back games	Erroll Thompson, 2020; Texas A&M (11), at Alabama (11)

Passing

Passed for 600+ yards	K.J. Costello; at LSU, 2020 (623)
Passed for 500+ yards	K.J. Costello; at LSU, 2020 (623)
Passed for 400+ yards	Will Rogers; at Ole Miss, 2020 (440)
Passed for 300+ yards	Will Rogers; at Ole Miss, 2020 (440)
Attempted 60+ passes	Will Rogers; at Ole Miss, 2020 (61)
Attempted 50+ Passes	Will Rogers; at Ole Miss, 2020 (61)
Attempted 40+ passes	Will Rogers; at Ole Miss, 2020 (61)
Attempted 30+ passes	Will Rogers; at Ole Miss, 2020 (61)
Completed 40+ passes	Will Rogers; at Ole Miss, 2020 (45)
Completed 35+ passes	Will Rogers; at Ole Miss, 2020 (45)
Completed 30+ passes	Will Rogers; at Ole Miss, 2020 (45)
Threw five+ touchdown passes	K.J. Costello; at LSU, 2020 (5)
Threw four+ touchdown passes	K.J. Costello; at LSU, 2020 (5)
Threw three+ touchdown passes	Will Rogers; at Ole Miss, 2020 (3)
Threw six+ interceptions	Michael Henig; LSU, 2007 (6)
Threw five+ interceptions	Michael Henig; LSU, 2007 (6)
Threw four+ interceptions	K.J. Costello; at Kentucky, 2020 (4)
Threw three+ interceptions	K.J. Costello; at Kentucky, 2020 (4)
Completed pass for 90+ yards	Kevin Fant to Terrell Grindle; Kentucky, 2002 (91)
Completed pass for 80+ yards	Tommy Stevens to Kylin Hill; Abilene Christian, 2019 (88)
Completed pass for 70+ yards	K.J. Costello to Kylin Hill; at LSU, 2020 (75)
Completed pass for 60+ yards	K.J. Costello to Kylin Hill; at LSU, 2020 (75)
Completed pass for 50+ yards	Will Rogers to Jaden Walley; at Georgia, 2020 (51)

Rushing

Rushed 40+ times	Michael Davis; Ole Miss, 1993 (40)
Rushed 35+ times	James Johnson; Alabama, 1998 (36)
Rushed 30+ times	Vick Ballard; Arkansas, 2010 (33)
Rushed for 250+ yards	Nick Fitzgerald; at Ole Miss, 2016 (258)
Rushed for 200+ yards	Kylin Hill; at Arkansas, 2019 (234)
Rushed for 150+ yards	Kylin Hill; Abilene Christian, 2019 (153)
Rushed for 100+ yards	Kylin Hill; Ole Miss, 2019 (132)
Rushed for 100+ yards (QB)	Garrett Shrader; Kentucky, 2019 (125)
Rushed for four+ touchdowns	Nick Fitzgerald; Louisiana, 2018 (4)
Rushed for three+ touchdowns	Kylin Hill; at Arkansas, 2019 (3)
Rushed for two+ touchdowns	Dillon Johnson; at Georgia, 2020 (2)
Had a run of 80+ yards	James Johnson; at Alabama, 1997 (83)
Had a run of 70+ yards	Nick Fitzgerald; Texas A&M, 2018 (76)
Had a run of 60+ yards	Kylin Hill; at Arkansas, 2019 (62)
Had a run of 50+ yards	Kylin Hill; at Arkansas, 2019 (62)

Receiving

Caught 15+ passes	Kylin Hill; at Kentucky, 2020 (15)
Caught 10+ passes	Kylin Hill; at Kentucky, 2020 (15)
Had 200+ yards receiving	Donald Gray; Samford, 2016 (207)
Had 150+ yards receiving	Jaden Walley; at Ole Miss, 2020 (167)
Had 100+ yards receiving	Jaden Walley; at Ole Miss, 2020 (167)
Caught three+ TD passes	Donald Gray; Samford, 2016 (3)
Caught two+ TD passes	Malik Heath; at Jaden Walley, 2020 (2)



Total Offense/Scoring

Had 550+ yards total offense	K.J. Costello; at LSU, 2020 (585)
Had 500+ yards total offense	K.J. Costello; at LSU, 2020 (585)
Had 400+ yards total offense	Will Rogers; at Ole Miss, 2020 (466)
Had 300+ yards total offense	Will Rogers; at Ole Miss, 2020 (466)
Had both 100 yards passing and rushing	Garrett Shrader; Kentucky, 2019 (125 rush, 180 pass)
Scored four+ touchdowns	Nick Fitzgerald; Louisiana, 2018 (4 rush)
Scored three+ touchdowns	Kylin Hill; at Arkansas, 2019 (3 rush)
Scored two+ touchdowns	Malik Heath; at Ole Miss, 2020 (2 receiving)
Five+ touchdowns responsible for	K.J. Costello; at LSU, 2020 (5 pass)
Four+ touchdowns responsible for	K.J. Costello; at LSU, 2020 (5 pass)
Three+ touchdowns responsible for	Will Rogers; at Ole Miss, 2020 (3 pass)
Scored two+ non-offensive TDs	Jeffery Simmons; at Louisiana Tech, 2017 (FR & blocked punt)

Special Teams

Scored 15+ points kicking	Derek DePasquale; UAB, 2010 (17)
Scored 10+ points kicking	Brandon Ruiz; at LSU, 2020 (14)
Attempted five+ field goals	Derek DePasquale; UAB, 2010 (5-for-5)
Attempted four+ field goals	Derek DePasquale; UAB, 2010 (5-for-5)
Attempted three+ field goals	Brandon Ruiz; at LSU, 2020 (3-for-3)
Made one field goal of 50+ yards	Jace Christmann; at Tennessee, 2019 (51)
Attempted two field goals of 50+ yards	Brian Hazelwood; Memphis, 1997 (51, 53)
Attempted one field goal of 50+ yards	Brandon Ruiz; at Kentucky, 2020 (56)
80+ yard punt	Mike Patrick; at Alabama, 1974
70+ yard punt	Tucker Day; LSU, 2019 (70)
60+ yard punt	Reed Bowman; Vanderbilt, 2020 (63)
Punted 10+ times	Blake McAdams; at Ole Miss, 2008 (12)
Totalled 175+ kickoff return yards	Jameon Lewis; at Ole Miss, 2012 (183, 5 ret.)
Totalled 150+ kickoff return yards	Jameon Lewis; at Ole Miss, 2012 (183, 5 ret.)
Totalled 100+ kickoff return yards	Keith Mixon; Arkansas, 2016 (106, 5 ret.)

THE LAST TIME AN OPPONENT...

TEAM

Defense

Held MSU to 10 or fewer first downs	at Alabama, 2018 (7)
Recorded 10+ sacks	at Ole Miss, 2008 (11)
Recorded nine+ sacks	Alabama, 2019 (9)
Recorded eight+ sacks	Alabama, 2019 (9)
Recorded seven+ sacks	Tennessee, 2019 (7)
Recorded six+ sacks	Texas A&M, 2020 (6)
Recorded five+ sacks	Texas A&M, 2020 (6)
Scored two+ safeties	Florida, 2005 (2)
Scored one safety	Texas A&M, 2013
Held MSU to 0 or fewer yards rushing	Vanderbilt, 2020 (minus-22)
Held MSU to 25 or fewer yards rushing	at Georgia, 2020 (22)
Held MSU to 50 or fewer yards rushing	at Ole Miss, 2020 (39)
Held MSU to 50 or fewer yards passing	Florida, 2010 (33)
Held MSU to 100 or fewer yards passing	Auburn, 2018 (69)
Held MSU to 100 or less yards total offense	at Ole Miss, 2008 (37)
Held MSU to 200 or less yards total offense	at Alabama, 2020 (200)
Held MSU to 300 or less yards total offense	Vanderbilt, 2020 (204)
Held MSU to 100 or fewer yards both rushing & passing	at Ole Miss, 2008 (minus-51 rush, 88 pass)
Returned an interception for a TD	at Alabama, 2020 (Patrick Surtain; 25 yards)
Returned a fumble for a TD	Louisville, 2019 (Khane Pass 31-yd fumble recovery)

Passing

Had 450+ yards passing	Samford, 2016 (468)
Had 400+ yards passing	at Georgia, 2020 (401)
Had 300+ yards passing	at Ole Miss, 2020 (387)
Had 60+ pass attempts	Samford, 2016 (70)
Had 50+ pass attempts	Samford, 2016 (70)
Had 40+ pass attempts	Vanderbilt, 2020 (46)
Had 40+ pass completions	Samford, 2016 (42)
Had 30+ pass completions	Vanderbilt, 2020 (31)
Had 20+ pass completions	at Ole Miss, 2020 (25)
Threw five+ passing TDs	Alabama, 2016 (5)
Threw four+ passing TDs	at Georgia, 2020 (4)
Threw three+ passing TDs	at Georgia, 2020 (4)

Rushing

Had 400+ yards rushing	Georgia Tech, 2014 (452)
Had 300+ yards rushing	Arkansas, 2016 (367)
Had 200+ yards rushing	at Alabama, 2020 (208)
Had 70+ rushing attempts	Oklahoma State, 1998 (71)
Had 60+ rushing attempts	Georgia Tech, 2014 (61)
Had 50+ rushing attempts	Auburn, 2016 (58)
Had 40+ rushing attempts	at Ole Miss, 2020 (45)
Had six+ rushing TDs	Auburn, 2019 (6)
Had five+ rushing TDs	Auburn, 2019 (6)
Had four+ rushing TDs	Texas A&M, 2019 (4)
Had two players with 100 yards rushing	Arkansas, 2016 (Rawleigh Williams III 205, Dewwah Whaley 112)

Receiving

Had two players with 100 yards receiving in a game	Samford, 2016 (Karelc Hamilton 213 and Kelvin McKnight 115)
Had 10+ players catch a pass	Florida, 2018 (12)
Had eight+ players catch a pass	at Georgia, 2020 (8)
Had 600+ yards total offense	Arkansas, 2016 (661)
Had 500+ yards total offense	at Ole Miss, 2020 (550)
Had 400+ yards total offense	at Ole Miss, 2020 (550)
Totalled 100+ plays	Samford, 2016 (104)
Totalled 90+ plays	Samford, 2016 (104)
Totalled 80+ plays	at Ole Miss, 2020 (82)
Totalled 70+ plays	Vanderbilt, 2020 (82)
Scored a two-point conversion rushing	Southern Miss, 2019 (pass)
Failed on a two-point conversion attempt	Arkansas, 2016
Had 30+ first downs	Vanderbilt, 2020 (30)
Had 20+ first downs	at Ole Miss, 2020 (24)
Had 10+ penalties	at Ole Miss, 2020 (10)
Had 100+ yards in penalties	LSU, 2017 (112)
Had 35 minutes+ of possession time	Louisiana Tech, 2017 (36:08)
Had two 100-yard rushers and one 100-yard receiver	Georgia Tech, 2014 (Days, 171 rush; Thomas, 121 rush; Waller, 114 rec.)
Had one 100-yard rusher and one 100-yard receiver	Vanderbilt, 2020 (Henry-Brooks, 115 rush; Johnson 114 rec.)

Turnovers

Committed six+ turnovers	at Kentucky, 2007 (6; 3 INT, 2 fumbles)
Committed five+ turnovers	Vanderbilt, 2020 (5; 3 INT, 2 fumbles)
Did not commit a turnover	at Ole Miss, 2020
Had five+ fumbles	Ole Miss, 2011 (6)
Had four+ fumbles	Charleston Southern, 2017 (4)
Had three+ fumbles	Vanderbilt, 2020 (3)
Lost four+ fumbles	LSU, 2004 (4)
Lost three+ fumbles	Auburn, 2019 (3)

Special Teams

Returned a punt for a TD	Texas A&M, 2016 (Christian Kirk - 93)
Returned a blocked punt for a TD	Ole Miss, 2013 (Terrell Grant - 0)
Returned a kickoff for a TD	Kansas State, 2019 (Malik Knowles - 100)
Punted 10+ times	Vanderbilt, 2009 (11)
Did not punt	Arkansas, 2016
Missed two+ kicking PATs	Tulane, 2006 (2)
Missed one kicking PAT	Ole Miss, 2019
Blocked a field goal	Arkansas, 2013
Blocked a punt	Texas A&M, 2020

## INDIVIDUAL

### Defense

Intercepted three+ passes	Craig Steltz; LSU, 2007 (3)
<b>Intercepted two+ passes</b>	<b>Joe Foucha; Arkansas, 2020 (2)</b>
Recorded three+ sacks	Jonathan Allen; Alabama, 2015 (3.0)
<b>Recorded two+ sacks</b>	<b>JaCoby Stevens; at LSU, 2020 (2.0)</b>

### Passing

Passed for 450+ yards	Devlin Hodges; Samford, 2016 (468)
<b>Passed for 400+ yards</b>	<b>JT Daniels; at Georgia, 2020 (401)</b>
<b>Passed for 300+ yards</b>	<b>Matt Corral; at Ole Miss, 2020 (387)</b>

Attempted 60+ passes	Devlin Hodges; Samford, 2016 (69)
Attempted 50+ passes	Devlin Hodges; Samford, 2016 (69)
<b>Attempted 40+ passes</b>	<b>Ken Seals; Vanderbilt, 2020 (46)</b>

Completed 40+ passes	Devlin Hodges; Samford, 2016 (42)
Completed 30+ passes	<b>Ken Seals; Vanderbilt, 2020 (31)</b>
<b>Completed 20+ passes</b>	<b>Matt Corral; at Ole Miss, 2020 (24)</b>

Threw five+ touchdown passes	Brandon Allen; Arkansas, 2015 (7)
<b>Threw four+ touchdown passes</b>	<b>JT Daniels; at Georgia, 2020 (4)</b>
<b>Threw three+ touchdown passes</b>	<b>JT Daniels; at Georgia, 2020 (4)</b>

<b>Completed a pass for 80+ yards</b>	<b>Matt Corral to Braylon Sanders; at Ole Miss, 2020 (81)</b>
<b>Completed a pass for 70+ yards</b>	<b>Matt Corral to Braylon Sanders; at Ole Miss, 2020 (81)</b>
<b>Completed a pass for 60+ yards</b>	<b>Matt Corral to Braylon Sanders; at Ole Miss, 2020 (81)</b>
<b>Completed a pass for 50+ yards</b>	<b>Matt Corral to Braylon Sanders; at Ole Miss, 2020 (81)</b>

### Rushing

Rushed 40+ times	Deuce McAllister; Ole Miss, 1998 (40)
Rushed 35+ times	Kamryn Pettway; Auburn, 2016 (39)
Rushed 30+ times	Kamryn Pettway; Auburn, 2016 (39)

Rushed for 200+ yards	Rawleigh Williams III; Arkansas, 2016 (205)
Rushed for 150+ yards	Benny Snell; at Kentucky, 2018 (165)
<b>Rushed for 100+ yards</b>	<b>Keyon Henry-Brooks; Vanderbilt, 2020 (115)</b>

Rushed for five+ touchdowns	Carnell Williams; Auburn, 2003 (6)
Rushed for four+ touchdowns	Benny Snell; at Kentucky, 2018 (4)

Had a run of 80+ yards	Marquis Young; UMass, 2016 (83)
Had a run of 70+ yards	Lamar Jackson; vs. Louisville, 2017 (75)
Had a run of 60+ yards	Lamar Jackson; vs. Louisville, 2017 (75)
<b>Had a run of 50+ yards</b>	<b>Terry Wilson; at Kentucky, 2020 (51)</b>

### Receiving

<b>Caught 10+ passes</b>	<b>Elijah Moore; at Ole Miss, 2020 (12)</b>
<b>Caught seven+ passes</b>	<b>Elijah Moore; at Ole Miss, 2020 (12)</b>

<b>Had two players with 10+ receptions</b>	<b>Keyon Henry-Brooks (11) and Cam Johnson (10); Vanderbilt, 2020</b>
--	---

<b>Had 200+ yards receiving</b>	<b>DeVonta Harris; at Alabama, 2020 (203)</b>
<b>Had 150+ yards receiving</b>	<b>Jermaine Burton; at Georgia, 2020 (197)</b>
<b>Had 100+ yards receiving</b>	<b>Elijah Moore; at Ole Miss, 2020 (139)</b>

<b>Caught four+ TD passes</b>	<b>DeVonta Harris; at Alabama, 2020 (4)</b>
<b>Caught three+ TD passes</b>	<b>DeVonta Harris; at Alabama, 2020 (4)</b>
<b>Caught two+ TD passes</b>	<b>Jermaine Burton; at Georgia, 2020 (2)</b>

### Total Offense/Scoring

Had 500+ yards total offense	Devlin Hodges; Samford, 2016 (513)
Had 400+ yards total offense	Jalen Hurts; Alabama, 2016 (447)
<b>Had 300+ yards of total offense</b>	<b>Matt Corral; at Ole Miss, 2020 (395)</b>

Had both 100 yards passing and rushing	Lamar Jackson; vs. Louisville, 2017 (171 pass/158 rush)
--	---

<b>Scored four+ touchdowns</b>	<b>DeVonta Harris; at Alabama, 2020 (4)</b>
Scored three+ touchdowns	Najee Harris; Alabama, 2019 (3 rush)

Seven+ touchdowns responsible for	Brandon Allen; Arkansas, 2015 (7 pass)
Six+ touchdowns responsible for	Brandon Allen; Arkansas, 2015 (7 pass)
Five+ touchdowns responsible for	Kellen Mond; at Texas A&M, 2019 (3 pass, 2 rush)
<b>Four+ touchdowns responsible for</b>	<b>JT Daniels; at Georgia, 2020 (4 pass)</b>

### Special Teams

<b>Scored 10+ points kicking</b>	<b>Will Reichard; at Alabama, 2020 (11)</b>
----------------------------------	---

Made five+ field goals	Austin MacGinnis; Kentucky, 2016 (5)
Made four+ field goals	Cole Tracy; at LSU, 2018 (4)

## SCORING SUMMARY

Plays	Yds	Time	Result	Qtr.	Scoring Play
<b>at LSU (8)</b>					
12	66	6:22	FG	1	Ruiz 35-yard field goal
6	75	2:00	TD	2	Shavers 31-yard pass from Costello (Ruiz kick)
7	75	2:53	TD	2	Mitchell 43-yard pass from Costello (Ruiz kick)
9	69	3:10	FG	3	Ruiz 24-yard field goal
1	75	0:15	TD	3	Hill 75-yard pass from Costello (Ruiz kick)
5	56	1:44	TD	4	Williams, A. 9-yard pass from Costello (Ruiz kick)
7	50	2:10	FG	4	Ruiz 43-yard field goal
7	71	2:36	TD	4	Mitchell 24-yard pass from Costello (Ruiz kick)
<b>Arkansas (2)</b>					
15	75	7:45	TD	1	Payton 17-yard pass from Costello (Ruiz kick)
14	76	7:21	TD	3	Johnson, D. 6-yard run (Ruiz kick)
<b>at Kentucky (1)</b>					
--	--	--	Safety	3	TEAM
<b>Texas A&amp;M (2)</b>					
--	--	--	TD	3	Forbes 60-yard interception (Ruiz kick)
13	89	6:00	TD	4	Heath 32-yard pass from Rogers (Ruiz kick)
<b>at Alabama (--)</b>					
--	--	--	--	--	--
<b>Vanderbilt (4)</b>					
5	27	1:51	TD	1	Mitchell 6-yard pass from Rogers (Ruiz kick)
11	68	5:05	TD	1	Johnson, D. 4-yard run (Ruiz kick)
11	48	5:30	FG	2	Ruiz 25-yard field goal
4	13	1:35	TD	4	Marks 1-yard run (Ruiz kick)
<b>at Georgia (4)</b>					
15	71	8:06	FG	1	Ruiz 22-yard field goal
14	75	7:04	TD	2	Johnson, D. 4-yard run (Ruiz kick)
4	75	1:42	TD	2	Walley 51-yard pass from Rogers (Ruiz kick)
11	75	5:46	TD	3	Johnson, D. 3-yard run (Ruiz kick)
<b>at Ole Miss (4)</b>					
4	75	1:39	TD	2	Heath 6-yard pass from Rogers (Ruiz kick)
13	93	3:09	TD	2	Heath 11-yard pass from Rogers (Ruiz kick)
10	75	5:49	TD	4	Williams, A. 7-yard pass from Rogers (Ruiz kick)
12	68	2:40	FG	4	Ruiz 25-yard field goal

## SCORING BREAKDOWN

### MISSISSIPPI STATE DRIVES

**Offense:** 23 scoring drives (17 TD, 6 FG)

**Special Teams/Defensive:** 2: Safety - at Kentucky (10/10); Forbes 60-yard interception - Texas A&M (10/17).

#### LONGEST SCORING DRIVES BY:

<b>Plays:</b>	15	Twice: Last at Georgia (11/21)
	14	Twice: Last at Georgia (11/21)
<b>Yards:</b>	93	at Ole Miss (11/28)
	89	TEXAS A&M (10/17)
<b>Time:</b>	8:06	at Georgia (11/21)
	7:45	ARKANSAS (10/3)

### OPPONENT DRIVES

**Offense:** 33 scoring drives (25 TD, 8 FG)

**Special Teams/Defensive:** 4: Cox 14-yard interception return - at LSU (9/26); Brooks Jr. 69-yard interception return - ARKANSAS (10/3); Wright 8-yard interception return - at Kentucky (10/10); Surtain 25-yard interception return - at Alabama (10/31).

#### LONGEST SCORING DRIVES BY:

<b>Plays:</b>	15	at LSU (9/26)
	13	at Ole Miss (11/28)
<b>Yards:</b>	99	at Alabama (10/31)
	88	at Alabama (10/31)
<b>Time:</b>	5:35	at Alabama (10/31)
	5:27	at LSU (9/26)

# MISSISSIPPI STATE *GAME-BY-GAME*

	at LSU	ARK	at UK	TA&M	at Ala	VAN	at UGA	at OM	MIZ	AUB
<b>First Downs</b>	<b>24</b>	<b>24</b>	<b>18</b>	<b>15</b>	<b>12</b>	<b>14</b>	<b>20</b>	<b>23</b>		
Rushing	2	5	2	5	3	3	2	3		
Passing	22	19	15	9	7	9	17	18		
Penalty	--	--	1	1	2	2	1	2		
<b>Net Yards Rushing</b>	<b>9</b>	<b>87</b>	<b>20</b>	<b>(-2)</b>	<b>37</b>	<b>(-22)</b>	<b>22</b>	<b>39</b>		
Rushing Attempts	16	24	14	20	15	11	14	16		
Average Per Rush	0.6	3.6	1.4	(-0.1)	2.5	(-2.0)	1.6	2.4		
Rushing Touchdowns	--	1	--	--	--	2	2	--		
Yards Gained	49	100	36	43	57	15	39	62		
Yards Lost	40	13	16	45	20	37	17	23		
<b>Net Yards Passing</b>	<b>623</b>	<b>313</b>	<b>275</b>	<b>219</b>	<b>163</b>	<b>226</b>	<b>336</b>	<b>440</b>		
Completions	36	43	45	30	28	35	41	45		
Attempts	60	60	70	40	48	46	52	62		
Interceptions	2	3	6	1	2	--	--	--		
Yards Per Attempt	10.4	5.2	3.9	5.5	3.4	4.9	6.5	7.1		
Yards Per Completion	17.3	7.3	6.1	7.3	5.8	6.5	8.2	9.8		
Passing Touchdowns	5	1	--	1	--	1	1	3		
<b>Total Offensive Yards</b>	<b>632</b>	<b>400</b>	<b>295</b>	<b>217</b>	<b>200</b>	<b>204</b>	<b>358</b>	<b>479</b>		
Plays	76	84	84	60	63	57	66	78		
Yards Per Play	8.3	4.8	3.5	3.6	3.2	3.6	5.4	6.1		
<b>Fumbles-Lost</b>	<b>2-2</b>	<b>1-1</b>	<b>--</b>	<b>1-1</b>	<b>1-1</b>	<b>--</b>	<b>--</b>	<b>1-1</b>		
<b>Penalties-Yards</b>	<b>7-40</b>	<b>4-25</b>	<b>8-57</b>	<b>3-25</b>	<b>9-85</b>	<b>8-92</b>	<b>3-25</b>	<b>5-47</b>		
<b>Punts-Yards</b>	<b>3-134</b>	<b>5-213</b>	<b>6-331</b>	<b>7-254</b>	<b>10-388</b>	<b>7-319</b>	<b>4-169</b>	<b>6-252</b>		
Yards Per Punt	44.7	42.6	55.2	36.3	38.8	45.6	42.2	42.0		
Net Yards Per Punt	45.3	42.8	48.5	22.7	36.2	42.3	42.2	40.3		
Inside 20	1	1	3	--	2	4	1	--		
50+ Yard Kicks	1	1	4	1	1	1	1	2		
Touchbacks	--	--	2	2	--	--	--	--		
Fair Catch	1	1	2	--	2	4	3	3		
<b>Kickoffs-Yards</b>	<b>9-585</b>	<b>3-195</b>	<b>1-65</b>	<b>3-195</b>	<b>1-65</b>	<b>5-330</b>	<b>5-325</b>	<b>5-257</b>		
Yards Per Kickoff	65.0	65.0	65.0	65.0	65.0	66.0	65.0	55.0		
Net Yards Per Kickoff	41.0	40.0	40.0	40.0	48.0	41.0	39.0	35.6		
Touchbacks	8	3	1	3	--	5	4	3		
<b>Punt Returns</b>	<b>--</b>	<b>3</b>	<b>5</b>	<b>--</b>	<b>--</b>	<b>--</b>	<b>--</b>	<b>--</b>		
Yards	--	21	43	--	--	--	--	--		
Touchdowns	--	--	--	--	--	--	--	--		
Yards Per Return	--	7.0	8.6	--	--	--	--	--		
<b>Kickoff Returns</b>	<b>--</b>	<b>2</b>	<b>1</b>	<b>--</b>	<b>4</b>	<b>1</b>	<b>--</b>	<b>--</b>		
Yards	--	49	11	--	72	32	--	--		
Touchdowns	--	--	--	--	--	--	--	--		
Yards Per Return	--	24.5	11.0	--	18.0	32.0	--	--		
<b>Interceptions</b>	<b>2</b>	<b>--</b>	<b>--</b>	<b>1</b>	<b>--</b>	<b>3</b>	<b>--</b>	<b>--</b>		
Yards	20	--	--	60	--	55	--	--		
Touchdowns	--	--	--	1	--	--	--	--		
<b>Fumble Recoveries</b>	<b>--</b>	<b>2</b>	<b>1</b>	<b>--</b>	<b>1</b>	<b>2</b>	<b>--</b>	<b>--</b>		
Returns-Yards	--	--	--	--	13	--	--	--		
Touchdowns	--	--	--	--	--	--	--	--		
<b>Miscellaneous Yards</b>	<b>--</b>	<b>--</b>	<b>--</b>	<b>--</b>	<b>--</b>	<b>--</b>	<b>--</b>	<b>--</b>		
<b>Possession Times</b>	<b>30:28</b>	<b>36:20</b>	<b>34:49</b>	<b>29:28</b>	<b>28:18</b>	<b>27:50</b>	<b>32:07</b>	<b>32:27</b>		
1st Quarter	10:40	13:57	8:13	5:23	5:11	6:56	9:42	8:28		
2nd Quarter	9:00	5:17	10:50	11:54	5:05	8:24	9:16	8:53		
3rd Quarter	4:23	9:34	10:03	4:37	8:55	6:54	6:56	6:14		
4th Quarter	6:25	7:32	5:43	7:34	9:07	5:36	6:13	8:52		
<b>3rd-Down Conversions</b>	<b>8-16</b>	<b>6-17</b>	<b>3-17</b>	<b>7-15</b>	<b>2-15</b>	<b>4-13</b>	<b>7-13</b>	<b>3-14</b>		
<b>4th-Down Conversions</b>	<b>--</b>	<b>4-6</b>	<b>2-4</b>	<b>--</b>	<b>2-2</b>	<b>--</b>	<b>0-1</b>	<b>3-3</b>		
<b>Red Zone Scoring</b>	<b>4-4</b>	<b>2-4</b>	<b>0-3</b>	<b>--</b>	<b>0-1</b>	<b>4-4</b>	<b>3-3</b>	<b>4-5</b>		
Touchdowns	1	2	--	--	--	3	2	3		
Field Goals	3	--	--	--	--	1	1	1		
<b>Sacks By-Yards</b>	<b>7-45</b>	<b>3-13</b>	<b>2-16</b>	<b>--</b>	<b>1-10</b>	<b>1-1</b>	<b>3-21</b>	<b>2-10</b>		
<b>PAT Kicks</b>	<b>5-5</b>	<b>2-2</b>	<b>--</b>	<b>2-2</b>	<b>--</b>	<b>3-3</b>	<b>3-3</b>	<b>3-3</b>		
<b>Field Goals</b>	<b>3-3</b>	<b>--</b>	<b>--</b>	<b>--</b>	<b>--</b>	<b>1-1</b>	<b>1-1</b>	<b>1-1</b>		
<b>Total Points</b>	<b>44</b>	<b>14</b>	<b>2</b>	<b>14</b>	<b>--</b>	<b>24</b>	<b>24</b>	<b>24</b>		
Touchdowns Rushing	--	1	--	--	--	2	2	--		
Touchdowns Passing	5	1	--	1	--	1	1	3		
Touchdown Returns	--	--	--	--	--	--	--	--		
Other Touchdowns	--	--	--	1	--	--	--	--		
Safeties	--	--	1	--	--	--	--	--		
Kick PAT-Attempts	5-5	2-2	--	2-2	--	3-3	3-3	3-3		
2pt PAT-Attempts	--	--	--	--	--	--	--	--		
Field Goals-Attempts	3-3	--	--	--	--	1-1	1-1	1-1		
<b>Points Off Turnovers</b>	<b>7</b>	<b>--</b>	<b>--</b>	<b>7</b>	<b>--</b>	<b>14</b>	<b>--</b>	<b>--</b>		

## OPPONENT GAME-BY-GAME

	at LSU	ARK	at UK	TA&M	at Ala	VAN	at UGA	at OM	MIZ	AUB	AUB
<b>First Downs</b>	<b>25</b>	<b>17</b>	<b>10</b>	<b>17</b>	<b>26</b>	<b>30</b>	<b>18</b>	<b>24</b>			
Rushing	8	6	6	13	12	9	2	9			
Passing	16	10	4	4	11	16	15	14			
Penalty	1	1	--	--	3	5	1	1			
<b>Net Yards Rushing</b>	<b>80</b>	<b>63</b>	<b>84</b>	<b>186</b>	<b>208</b>	<b>142</b>	<b>8</b>	<b>163</b>			
Rushing Attempts	38	37	32	34	40	36	23	45			
Average Per Rush	2.1	1.7	2.6	5.5	5.2	3.9	0.3	3.6			
Rushing Touchdowns	--	--	1	2	--	1	--	2			
Yards Gained	125	103	159	188	223	153	44	190			
Yards Lost	45	40	75	2	15	11	36	27			
<b>Net Yards Passing</b>	<b>345</b>	<b>212</b>	<b>73</b>	<b>139</b>	<b>291</b>	<b>336</b>	<b>401</b>	<b>387</b>			
Completions	27	20	8	13	24	31	28	25			
Attempts	46	28	21	23	33	46	38	37			
Interceptions	2	--	--	1	--	3	--	--			
Yards Per Attempt	7.5	7.6	3.5	6.0	8.8	7.3	10.6	10.5			
Yards Per Completion	12.8	10.6	9.1	10.7	12.1	10.8	14.3	15.5			
Passing Touchdowns	3	2	1	2	4	1	4	2			
<b>Total Offensive Yards</b>	<b>425</b>	<b>275</b>	<b>157</b>	<b>325</b>	<b>499</b>	<b>478</b>	<b>409</b>	<b>550</b>			
Plays	84	65	53	57	73	82	61	82			
Yards Per Play	5.1	4.2	3.0	5.7	6.8	5.8	6.7	6.7			
<b>Fumbles-Lost</b>	<b>--</b>	<b>2-2</b>	<b>1-1</b>	<b>--</b>	<b>2-1</b>	<b>3-2</b>	<b>--</b>	<b>1-0</b>			
<b>Penalties-Yards</b>	<b>7-31</b>	<b>5-40</b>	<b>3-25</b>	<b>5-40</b>	<b>10-71</b>	<b>6-52</b>	<b>5-60</b>	<b>10-81</b>			
<b>Punts-Yards</b>	<b>7-346</b>	<b>8-338</b>	<b>8-359</b>	<b>5-217</b>	<b>4-152</b>	<b>1-29</b>	<b>4-174</b>	<b>3-138</b>			
Yards Per Punt	49.4	42.2	44.9	43.4	38.0	29.0	43.5	46.0			
Net Yards Per Punt	49.4	37.1	39.5	39.4	38.0	29.0	43.5	32.7			
Inside 20	5	4	3	2	1	1	2	1			
50+ Yard Kicks	3	--	3	1	--	--	2	1			
Touchbacks	--	1	--	1	--	--	--	2			
Fair Catch	5	3	--	3	3	1	3	1			
<b>Kickoffs-Yards</b>	<b>7-455</b>	<b>4-258</b>	<b>6-375</b>	<b>5-325</b>	<b>8-484</b>	<b>3-170</b>	<b>6-365</b>	<b>6-340</b>			
Yards Per Kickoff	65.0	64.5	62.5	65.0	60.5	56.7	60.8	56.7			
Net Yards Per Kickoff	40.0	39.2	44.0	40.0	42.1	37.7	40.0	40.0			
Touchbacks	7	2	4	5	3	1	5	4			
<b>Punt Returns</b>	<b>1</b>	<b>1</b>	<b>--</b>	<b>4</b>	<b>4</b>	<b>2</b>	<b>--</b>	<b>1</b>			
Yards	(-2)	(-1)	--	55	26	23	--	10			
Touchdowns	--	--	--	--	--	--	--	--			
Yards Per Return	(-2.0)	(-1.0)	--	13.8	6.5	11.5	--	10.0			
<b>Kickoff Returns</b>	<b>1</b>	<b>--</b>	<b>--</b>	<b>--</b>	<b>1</b>	<b>--</b>	<b>1</b>	<b>1</b>			
Yards	16	--	--	--	17	--	30	22			
Touchdowns	--	--	--	--	--	--	--	--			
Yards Per Return	16.0	--	--	--	17.0	--	30	22.0			
<b>Interceptions</b>	<b>2</b>	<b>3</b>	<b>6</b>	<b>1</b>	<b>2</b>	<b>--</b>	<b>--</b>	<b>--</b>			
Yards	14	95	89	--	26	--	--	--			
Touchdowns	1	1	1	--	1	--	--	--			
<b>Fumble Recoveries</b>	<b>2</b>	<b>1</b>	<b>--</b>	<b>1</b>	<b>1</b>	<b>--</b>	<b>--</b>	<b>1</b>			
Returns-Yards	--	--	--	19	--	--	--	84			
Touchdowns	--	--	--	--	--	--	--	--			
<b>Miscellaneous Yards</b>	<b>--</b>	<b>--</b>	<b>--</b>	<b>--</b>	<b>--</b>	<b>--</b>	<b>--</b>	<b>--</b>			
<b>Possession Times</b>	<b>29:32</b>	<b>23:40</b>	<b>25:11</b>	<b>30:32</b>	<b>31:42</b>	<b>32:10</b>	<b>27:53</b>	<b>27:33</b>			
1st Quarter	4:20	1:03	6:47	9:37	9:49	8:04	5:18	6:32			
2nd Quarter	6:00	9:43	4:10	3:06	9:55	6:36	5:44	6:07			
3rd Quarter	10:37	5:26	4:57	10:23	6:05	8:06	8:04	8:46			
4th Quarter	8:35	7:28	9:17	7:26	5:53	9:24	8:47	6:08			
<b>3rd-Down Conversions</b>	<b>5-17</b>	<b>5-14</b>	<b>4-14</b>	<b>4-10</b>	<b>6-14</b>	<b>8-15</b>	<b>8-13</b>	<b>8-18</b>			
<b>4th-Down Conversions</b>	<b>1-1</b>	<b>0-1</b>	<b>0-1</b>	<b>--</b>	<b>0-2</b>	<b>2-3</b>	<b>--</b>	<b>3-6</b>			
<b>Red Zone Scoring</b>	<b>3-3</b>	<b>2-3</b>	<b>3-3</b>	<b>3-4</b>	<b>3-4</b>	<b>1-2</b>	<b>2-2</b>	<b>3-5</b>			
Touchdowns	1	2	2	3	2	1	2	2			
Field Goals	2	--	1	--	1	--	--	1			
<b>Sacks By-Yards</b>	<b>5-38</b>	<b>1-11</b>	<b>2-11</b>	<b>6-47</b>	<b>2-11</b>	<b>3-31</b>	<b>2-13</b>	<b>1-5</b>			
<b>PAT Kicks</b>	<b>4-4</b>	<b>3-3</b>	<b>3-3</b>	<b>4-4</b>	<b>5-5</b>	<b>2-2</b>	<b>4-4</b>	<b>4-4</b>			
<b>Field Goals</b>	<b>2-2</b>	<b>--</b>	<b>1-1</b>	<b>--</b>	<b>2-2</b>	<b>1-2</b>	<b>1-1</b>	<b>1-1</b>			
<b>Total Points</b>	<b>34</b>	<b>21</b>	<b>24</b>	<b>28</b>	<b>41</b>	<b>17</b>	<b>31</b>	<b>31</b>			
Touchdowns Rushing	--	--	1	2	--	1	--	2			
Touchdowns Passing	3	2	1	2	4	1	4	2			
Touchdown Returns	--	--	--	--	--	--	--	--			
Other Touchdowns	1	1	1	--	1	--	--	--			
Safeties	--	--	--	--	--	--	--	--			
Kick PAT-Attempts	4-4	3-3	3-3	4-4	5-5	2-2	4-4	4-4			
2pt PAT-Attempts	--	--	--	--	--	--	--	--			
Field Goals-Attempts	2-2	--	1-1	--	2-2	1-2	1-1	1-1			
<b>Points Off Turnovers</b>	<b>17</b>	<b>7</b>	<b>14</b>	<b>7</b>	<b>14</b>	<b>--</b>	<b>--</b>	<b>7</b>			



INDIVIDUAL GAME-BY-GAME

RUSHING

(ATT-YDS-TD)	at LSU	ARK	at UK	TA&M	at Ala	VAN	at UGA	at OM	MIZ	AUB
Costello, K.J.	5-(-38)-0	4-4-0	4-(-4)-0	9-(-27)-0	2-0-0	DNP	DNP	DNP		
Hill, Kylin	7-34-0	1-7-0	7-17-0	DNP	DNP	DNP	DNP	DNP		
Johnson, Dillon	--	9-39-1	--	3-7-0	1-1-0	1-4-1	8-19-2	6-21-0		
Marks, Jo'quavious	3-15-0	10-37-0	2-12-0	7-25-0	9-32-0	6-10-1	4-16-0	4-10-0		
Rogers, Will	DNP	DNP	--	1-(-7)-0	2-4-0	3-(-31)-0	2-(-13)-0	4-26-0		
TEAM	1-(-2)-0	--	1-(-5)-0	--	--	1-(-5)-0	--	2-(-18)-0		
Witherspoon, Lee	--	--	--	--	1-0-0	--	--	--		

RECEIVING

(REC-YDS-TD)	at LSU	ARK	at UK	TA&M	at Ala	VAN	at UGA	at OM	MIZ	AUB
Cumbest, Brad	DNP	DNP	--	--	1-2-0	--	DNP	DNP		
Gardner, Cameron	2-35-0	3-32-0	3-20-0	DNP	--	--	3-18-0	1-5-0		
Griffin, Lideatrick	--	--	--	--	--	--	3-15-0	--		
Heath, Malik	1-1-0	5-27-0	6-52-0	5-57-1	1-2-0	9-79-0	DNP	4-35-2		
Hill, Kylin	8-158-1	--	15-79-0	DNP	DNP	DNP	DNP	DNP		
Johnson, Dillon	1-4-0	8-35-0	--	2-4-0	4-13-0	1-7-0	7-42-0	8-22-0		
Johnson, Kwatrivous	1-(-3)-0	--	--	--	DNP	DNP	--	--		
Jones, Kameron	DNP	DNP	DNP	DNP	--	DNP	--	1-5-0		
Marks, Jo'quavious	1-(-2)-0	10-50-0	3-13-0	9-40-0	8-38-0	7-22-0	6-23-0	6-27-0		
Mitchell, Osirus	7-183-2	5-61-0	2-3-0	6-40-0	2-17-0	4-32-1	7-53-0	5-42-0		
Payton, JaVonta	6-122-0	2-23-1	5-34-0	2-9-0	2-16-0	--	2-21-0	--		
Shavers, Tyrell	2-68-1	3-21-0	4-18-0	--	DNP	DNP	DNP	DNP		
Shrader, Garrett	--	1-8-0	--	--	DNP	DNP	DNP	DNP		
Spivey, Georquarius	--	--	--	--	--	1-(-1)-0	1-6-0	5-97-0		
Walley, Jaden	--	6-56-0	2-17-0	3-37-0	3-18-0	5-43-0	7-115-1	9-176-0		
Williams, Austin	7-57-1	--	5-39-0	3-32-0	3-32-0	6-33-0	3-32-0	6-31-1		
Witherspoon, Lee	--	--	--	--	4-25-0	2-11-0	2-11-0	--		

PASSING

Costello, K.J.	C-A-I	Pct.	Yards	TD	Long	Sack-Yards	Efficiency
at LSU	36-60-2	60.0	623	5	75	5-38	168.1
ARKANSAS	43-59-3	72.9	313	1	34	1-11	112.9
at Kentucky	36-55-4	65.5	232	--	23	2-11	86.3
TEXAS A&M	15-22-1	68.2	99	--	19	5-40	96.9
at Alabama	4-11-0	36.4	16	--	7	1-4	48.6
VANDERBILT				DNP			
at Georgia				DNP			
at Ole Miss				DNP			
MISSOURI							
AUBURN							

Rogers, Will	C-A-I	Pct.	Yards	TD	Long	Sack-Yards	Efficiency
at LSU				DNP			
ARKANSAS				DNP			
at Kentucky	9-15-2	60.0	43	--	13	--	57.41
TEXAS A&M	15-18-0	83.3	120	1	32	1-7	157.7
at Alabama	24-37-2	64.9	147	--	19	1-7	87.4
VANDERBILT	35-46-0	76.1	226	1	17	3-31	124.5
at Georgia	41-52-0	78.8	336	1	51	2-13	139.5
at Ole Miss	45-61-0	73.0	440	3	44	1-5	150.6
MISSOURI							
AUBURN							

KICKING & PUNTING

KICKOFFS	Season	KO	Total Yards	TB	OB	Kick Avg.	Returns	Rtn. Yds.	Yds./Rtn.
	Ruiz, Brandon	31	2,019	27	--	65.1	--	--	--
	Christman, Jace	1	16	--	--	16.0	--	--	--
	TEAM	--	--	--	--	--	4	85	21.2

	Season	KO	Total Yards	TB	OB	Kick Avg.	Returns	Rtn. Yds.	Yds./Rtn.
	at LSU	9	585	8	--	65.0	1	16	16.0
	ARKANSAS	3	195	3	--	65.0	--	--	--
	at Kentucky	1	65	1	--	65.0	--	--	--
	TEXAS A&M	3	195	3	--	65.0	--	--	--
	at Alabama	1	65	--	--	65.0	1	17	17.0
	VANDERBILT	5	330	5	--	66.0	--	--	--
	at Georgia	5	325	4	--	65.0	1	30	30.0
	at Ole Miss	5	275	3	--	55.0	1	22	22.0
	MISSOURI								
	AUBURN								

PUNTING	Season	No.	Total Yds	Avg.	Long	TB	FC	I20	50+	Blk
	Bowman, Reed	27	1,149	42.6	63	1	14	10	6	--
	Day, Tucker	20	911	45.5	66	3	2	2	6	--
	TEAM	1	--	--	--	--	--	--	--	1

	Game	No.	Total Yds	Avg.	Long	TB	FC	I20	50+	Blk
	at LSU	3	134	44.7	58	--	1	1	1	--
	ARKANSAS	5	213	42.6	51	--	1	1	1	--
	at Kentucky	6	331	55.2	66	2	2	3	4	--
	TEXAS A&M	7	254	36.3	54	2	--	--	1	1
	at Alabama	10	388	38.8	54	--	2	2	1	--
	VANDERBILT	7	319	45.6	63	--	4	4	1	--
	at Georgia	4	169	42.2	50	--	3	1	1	--
	at Ole Miss	6	252	42.0	51	--	3	--	2	--
	MISSOURI									
	AUBURN									

## INDIVIDUAL GAME-BY-GAME

### TACKLES

(UT-AT)	UT-AT	TT	at LSU	ARK	at UK	TA&M	at Ala	VAN	at UGA	at OM	MIZ	AUB
Brule, Aaron	21-34	55	6-4	2-3	3-2	1-3	2-3	1-12	1-3	5-4		
Craft, Londyn	15-17	32	1-3	2-0	3-2	1-5	2-2	DNP	4-3	2-2		
Crumedy, Jaden	7-18	25	1-1	0-3	1-0	0-3	2-0	0-7	1-2	2-2		
Davis, Jordan	6-14	20	2-4	0-2	0-1	0-5	1-2	3-0	DNP	DNP		
Day, Tucker	0-1	1	--	--	--	0-1	--	DNP	DNP	--		
Duncan, Collin	17-16	33	1-0	--	DNP	1-4	5-2	2-5	3-1	5-4		
Emerson, Martin	34-22	56	1-3	5-3	1-0	4-5	2-3	5-5	11-0	5-3		
Forbes, Emmanuel	14-12	26	0-1	--	1-1	1-3	5-1	3-1	2-3	2-2		
Furdge, Esaias	9-3	12	5-1	3-2	--	--	--	1-0	--	--		
Griffin, Lideatrick	1-0	1	--	--	DNP	DNP	--	--	1-0	--		
Guidry, Landon	8-4	12	DNP	DNP	--	DNP	0-1	6-3	1-0	1-0		
Harris, Jack	3-4	7	0-2	--	1-1	--	2-1	DNP	--	--		
Heath, Malik	1-0	1	--	--	--	--	--	--	DNP	1-0		
Hill, Kylin	1-0	1	--	--	1-0	DNP	DNP	DNP	DNP	DNP		
Jackson, James	1-0	1	--	--	--	1-0	--	--	--	--		
Johnson, Jett	0-1	1	0-1	DNP	DNP	DNP	DNP	DNP	--	DNP		
Jones, Kobe	6-17	23	0-3	0-3	0-2	0-1	3-1	0-4	0-1	3-2		
Lawrence, Dylan	0-3	3	0-3	DNP	DNP	DNP	DNP	DNP	DNP	DNP		
Lawson, Tre	0-1	1	--	DNP	--	0-1	DNP	DNP	DNP	DNP		
Marks, Joquavious	1-0	1	--	--	--	--	1-0	--	--	--		
Murphy, Marcus	12-22	34	2-3	2-3	2-4	1-3	3-1	2-8	DNP	DNP		
Odom, Aaron	5-6	11	0-1	1-1	0-2	0-2	2-0	1-0	--	1-0		
Payton, JaVonta	4-0	4	--	1-0	1-0	--	1-0	--	--	1-0		
Peters, Fred	10-10	20	1-5	4-2	4-2	1-1	DNP	DNP	DNP	DNP		
Pickering, Nathan	2-14	16	0-3	1-3	0-3	0-3	1-2	DNP	DNP	DNP		
Preston Jr., Shwan	24-23	47	6-5	2-3	DNP	1-2	3-4	1-3	3-2	8-4		
Purvis, J.P.	2-0	2	DNP	DNP	DNP	DNP	DNP	2-0	--	--		
Shavers, Tyrell	1-0	1	--	--	--	1-0	DNP	DNP	DNP	DNP		
Spencer, Marquiss	14-14	28	3-0	3-2	2-2	0-4	2-2	2-2	1-1	1-1		
Thompson, Erroll	26-48	74	4-6	6-7	1-4	1-10	5-6	1-7	4-1	4-7		
Timbs, Sherman	2-1	3	--	--	--	0-1	1-0	--	DNP	1-0		
Walley, Jaden	1-1	2	--	1-0	--	--	--	0-1	--	--		
Watson, Nathaniel	11-12	23	2-1	--	1-2	0-1	0-1	0-3	1-3	7-1		
Wheat, Tyrus	8-10	18	2-2	1-1	1-0	1-3	0-1	3-3	DNP	DNP		
Witherspoon, Lee	0-1	1	--	--	--	0-1	--	--	--	--		
Young, Cameron	3-7	10	--	DNP	DNP	DNP	0-1	1-2	1-2	1-2		

INDIVIDUAL GAME-BY-GAME

TFL & SACKS

TFL (Sacks)	at LSU	ARK	at UK	TA&M	at Ala	VAN	at UGA	at OM	AUB	MIZ
Brule, Aaron	1.0 (1.0)	1.0 (1.0)	1.5 (--)	--	--	1.0 (--)	1.5 (0.5)	1.0 (1.0)		
Craft, Londyn	--	--	--	--	--	DNP	1.5 (--)	--		
Crumedy, Jaden	1.0 (1.0)	--	--	--	--	0.5 (--)	1.0 (1.0)	0.5 (--)		
Duncan, Collin	--	--	DNP	0.5 (--)	--	--	1.0 (--)	1.0 (--)		
Emerson, Martin	--	1.0 (--)	--	--	--	0.5 (--)	--	--		
Forbes, Emmanuel	--	--	--	--	--	--	0.5 (--)	--		
Guidry, Landon	--	--	--	--	0.5 (--)	1.0 (--)	--	--		
Jones, Kobe	0.5 (0.5)	0.5 (0.5)	--	--	1.0 (1.0)	--	0.5 (--)	0.5 (--)		
Murphy, Marcus	--	--	--	--	1.0 (--)	--	DNP	DNP		
Odom, Aaron	--	1.0 (--)	--	--	--	--	--	--		
Pickering, Nathan	0.5 (0.5)	1.0 (1.0)	0.5 (0.5)	--	1.0 (--)	--	DNP	DNP		
Preston Jr., Shawn	--	1.0 (--)	DNP	--	0.5 (--)	--	1.5 (--)	--		
Spencer, Marquiss	2.0 (2.0)	1.0 (--)	2.5 (0.5)	--	--	1.0 (--)	0.5 (0.5)	1.0 (--)		
Thompson, Erroll	1.0 (1.0)	--	--	0.5 (--)	--	--	1.0 (1.0)	--		
Watson, Nathaniel	--	--	0.5 (--)	--	--	--	1.5 (--)	--		
Wheat, Tyrus	1.0 (1.0)	0.5 (0.5)	1.0 (1.0)	--	--	1.0 (1.0)	DNP	DNP		
Young, Cameron	--	DNP	DNP	DNP	--	1.0 (--)	0.5 (--)	1.0 (1.0)		

TACKLE BREAKDOWN

RUSHING TACKLES	
Thompson, Erroll	54
Brule, Aaron	43
Preston Jr., Shawn	32
Craft, Londyn	21
Crumedy, Jaden	21
Murphy, Marcus	20
Jones, Kobe	19
Spencer, Marquiss	19
Watson, Nathaniel	18
Emerson, Martin	16
Duncan, Collin	15
Davis, Jordan	14
Pickering, Nathan	11
Odom, Aaron	10
Forbes, Emmanuel	9
Wheat, Tyrus	9
Young, Cameron	9
Harris, Jack	7
Peters, Fred	6
Guidry, Landon	5
Furdge, Esaias	2
Lawrence, Dylan	2
Johnson, Jett	1
Lawson, Tre	1
Purvis, J.P.	1
Timbs, Sherman	1
TOTALS	366

PASSING TACKLES	
Emerson, Martin	37
Thompson, Erroll	18
Duncan, Collin	17
Forbes, Emmanuel	16
Preston Jr., Shawn	15
Murphy, Marcus	13
Peters, Fred	13
Craft, Londyn	10
Furdge, Esaias	10
Brule, Aaron	7
Guidry, Landon	7
Davis, Jordan	6
Spencer, Marquiss	4
Watson, Nathaniel	4
Wheat, Tyrus	4
Crumedy, Jaden	2
Pickering, Nathan	2
Jones, Kobe	1
Purvis, J.P.	1
TOTALS	187

SPECIAL TEAMS TACKLES	Total	KO	Punt
Emerson, Martin	3	--	3
Payton, JaVonta	3	--	3
Timbs, Sherman	2	1	1
Brule, Aaron	1	1	--
Craft, Londyn	1	--	1
Day, Tucker	1	--	1
Griffin, Lideatrick	1	1	--
Lawrence, Dylan	1	--	1
Murphy, Marcus	1	--	1
Odom, Aaron	1	--	1
Shavers, Tyrell	1	--	1
Walley, Jaden	1	--	1
Watson, Nathaniel	1	1	--
Witherspoon, Lee	1	--	1
TOTALS	19	4	15

# INDIVIDUAL GAME-BY-GAME

## ALL-PURPOSE YARDS

	Total	at LSU	ARK	at UK	TA&M	at Ala	VAN	at UGA	at OM	MIZ	AUB
Costello, K.J.	(-65)	(-38)	4	(-4)	(-27)	-	DNP	DNP	DNP		
Cumbest, Brad	2	DNP	DNP	-	-	2	-	DNP	DNP		
Duncan, Collin	28	-	-	DNP	-	-	28	-	-		
Forbes, Emmanuel	60	-	-	-	60	-	-	-	-		
Furdge, Esaias	20	20	-	-	-	-	-	-	-		
Gardner, Cameron	110	35	32	20	DNP	-	-	18	5		
Griffin, Lideatrick	47	-	-	DNP	DNP	-	32	15	-		
Heath, Malik	253	1	27	52	57	2	79	DNP	35		
Hill, Kylin	295	192	7	96	DNP	DNP	DNP	DNP	DNP		
Johnson, Dillon	218	4	74	-	11	14	11	61	43		
Johnson, Kwatrivous	(-3)	(-3)	-	-	-	DNP	DNP	-	-		
Jones, Kameron	5	DNP	DNP	DNP	DNP	-	DNP	-	5		
Marks, Jo'quavious	368	13	87	25	65	70	32	39	37		
Mitchell, Osirus	431	183	61	3	40	17	32	53	42		
Payton, JaVonta	346	122	72	34	9	88	-	21	-		
Rogers, Will	(-21)	DNP	DNP	-	(-7)	4	(-31)	(-13)	26		
Shavers, Tyrell	107	68	21	18	-	DNP	DNP	DNP	DNP		
Shrader, Garret	8	-	8	-	-	DNP	DNP	DNP	DNP		
Spencer, Marquiss	27	-	-	-	-	-	27	-	-		
Spivey, Geor'quarius	102	-	-	-	-	-	(-1)	6	97		
TEAM	(-30)	(-2)	-	(-5)	-	-	(-5)	-	(-18)		
Walley, Jaden	494	-	77	28	37	18	43	115	176		
Williams, Austin	299	57	-	82	32	32	33	32	31		
Witherspoon, Lee	47	-	-	-	-	25	11	11	-		

## RED ZONE RECAP

### MISSISSIPPI STATE

Opponent	Scores/Chances	Result	Pct.
at LSU	4/4	1 TD, 3 FG	100%
ARKANSAS	2/4	2 TD, 2 Downs	50%
at Kentucky	0/3	3 Interceptions	--
TEXAS A&M	--	--	--
at Alabama	0/1	1 Interception	--
VANDERBILT	4/4	3 TD, 1 FG	100%
at Georgia	3/3	2 TD, 1 FG	100%
at Ole Miss	4/5	3 TD, 1 FG, 1 Fumble	80%
MISSOURI			
AUBURN			
TOTAL	17/24	11 TD, 6 FG, 2 Downs 4 Interceptions, 1 Fumble	71%

### OPPONENT

Opponent	Scores/Chances	Result	Pct.
at LSU	3/3	1 TD, 2 FG	100%
ARKANSAS	2/3	2 TD, 1 Fumble	67%
at Kentucky	3/3	2 TD, 1 FG	100%
TEXAS A&M	3/4	3 TD, End of Game	75%
at Alabama	3/4	2 TD, 1 FG, 1 Fumble	75%
VANDERBILT	1/2	1 TD, 1 Interception	50%
at Georgia	2/2	2 TD	100%
at Ole Miss	3/5	2 TD, 1 FG, 2 Downs	60%
MISSOURI			
AUBURN			
TOTAL	20/26	15 TD, 5 FG, 2 Fumbles 2 Downs, 1 Interception, 1 End of Game	77%

## GAME LEADERS

Opponent	Rushing Attempts	Rushing Yards	Receptions	Receiving Yards	All-Purpose Yards	Tackles
at LSU	Kylin Hill - 7	Kylin Hill - 34	Kylin Hill - 8	Osirus Mitchell - 183	Kylin Hill - 192	Shawn Preston Jr. - 11
ARKANSAS	Jo'quavious Marks - 10	Dillon Johnson - 39	Jo'quavious Marks - 10	Osirus Mitchell - 61	Jo'quavious Marks - 87	Erroll Thompson - 13
at Kentucky	Kylin Hill - 7	Kylin Hill - 17	Kylin Hill - 15	Kylin Hill - 79	Kylin Hill - 96	Two Tied - 6
TEXAS A&M	Jo'quavious Marks - 7	Jo'quavious Marks - 25	Jo'quavious Marks - 9	Malik Heath - 57	Jo'quavious Marks - 65	Erroll Thompson - 11
at Alabama	Jo'quavious Marks - 9	Jo'quavious Marks - 32	Jo'quavious Marks - 8	Jo'quavious Marks - 38	JaVonta Payton - 88	Erroll Thompson - 11
VANDERBILT	Jo'quavious Marks - 6	Jo'quavious Marks - 10	Malik Heath - 9	Malik Heath - 79	Malik Heath - 79	Aaron Brule - 13
at Georgia	Dillon Johnson - 8	Dillon Johnson - 19	Three Tied - 7	Jaden Walley - 115	Jaden Walley - 115	Martin Emerson - 11
at Ole Miss	Dillon Johnson - 6	Will Rogers - 26	Jaden Walley - 9	Jaden Walley - 176	Jaden Walley - 176	Shawn Preston Jr. - 12
MISSOURI						
AUBURN						

## MISCELLANEOUS STATISTICS

### RECEIVING

Games with a Reception	'17	'18	'19	'20	Streak	Career
Cumbest, Brad	--	1	1	1	--	3
Gardner, Cameron	--	--	1	5	2	6
Griffin, Lideatrick	--	--	--	1	--	1
Heath, Malik	--	--	--	7	7	7
Johnson, Dillon	--	--	--	7	5	7
Johnson, Kwatrivous	--	--	--	1	--	1
Jones, Dontea	--	4	4	--	--	8
Jones, Kameron	--	--	--	1	1	1
Marks, Jo'quavious	--	--	--	8	8	8
Mitchell, Osirus	5	10	10	8	9	33
Payton, JaVonta	--	--	7	6	--	13
Spivey, Geor'quarius	--	--	3	3	3	6
Walley, Jaden	--	--	--	7	6	7
Williams, Austin	--	7	7	7	6	21
Witherspoon, Lee	--	--	1	3	--	4

Games with 5+ Receptions	'17	'18	'19	'20	Career
Heath, Malik	--	--	--	4	4
Johnson, Dillon	--	--	--	3	3
Marks, Jo'quavious	--	--	--	6	6
Mitchell, Osirus	--	2	4	5	10
Payton, JaVonta	--	--	--	2	2
Spivey, Geor'quarius	--	--	--	1	1
Walley, Jaden	--	--	--	4	4
Williams, Austin	--	--	--	4	4

Receptions of 20+ Yards	'17	'18	'19	'20	Career
Cumbest, Brad	--	1	--	--	1
Gardner, Cameron	--	--	--	1	1
Heath, Malik	--	--	--	2	2
Jones, Dontea	--	1	--	--	1
Mitchell, Osirus	--	7	6	7	20
Payton, JaVonta	--	--	2	3	2
Spivey, Geor'quarius	--	--	--	3	3
Walley, Jaden	--	--	--	7	7
Williams, Austin	--	3	2	--	5

Receptions of 50+ Yards	'17	'18	'19	'20	Career
Mitchell, Osirus	--	1	--	--	1
Walley, Jaden	--	--	--	1	1

Receptions for a First Down	'17	'18	'19	'20	Career
Cumbest, Brad	--	1	--	--	1
Gardner, Cameron	--	--	1	8	9
Heath, Malik	--	--	--	10	10
Johnson, Dillon	--	--	--	6	6
Jones, Dontea	--	3	3	--	6
Marks, Jo'quavious	--	--	--	9	9
Mitchell, Osirus	3	13	21	17	54
Peyton, JaVonta	--	--	6	10	16
Spivey, Geor'quarius	--	--	2	3	5
Walley, Jaden	--	--	--	18	18
Williams, Austin	--	5	5	10	20
Witherspoon, Lee	--	--	1	4	5

100-Yards Receiving	'17	'18	'19	'20	Career
Mitchell, Osirus	--	1	--	1	2
Payton, JaVonta	--	--	--	1	1
Walley, Jaden	--	--	--	2	2

Games with a Receiving TD	'17	'18	'19	'20	Career
Heath, Malik	--	--	--	2	2
Jones, Dontea	--	1	--	--	1
Mitchell, Osirus	--	3	6	2	11
Payton, JaVonta	--	--	--	1	1
Walley, Jaden	--	--	--	1	1
Williams, Austin	--	2	2	2	6

Games with Multiple Receiving TDs	'17	'18	'19	'20	Career
Heath, Malik	--	--	--	1	1
Mitchell, Osirus	--	1	--	1	2
Williams, Austin	--	1	--	--	1

### RUSHING

Runs of 10+ Yards	'17	'18	'19	'20	Career
Marks, Jo'quavious	--	--	--	3	3
Payton, JaVonta	--	--	1	--	1
Rogers, Will	--	--	--	2	2
Witherspoon, Lee	--	--	3	--	3

Runs of 20+ Yards	'17	'18	'19	'20	Career
Costello, K.J.	1	1	--	--	1
Marks, Jo'quavious	--	--	--	1	1

Rushing First Downs	'17	'18	'19	'20	Career
Costello, K.J.	2	1	--	1	4
Johnson, Dillon	--	--	--	6	6
Marks, Jo'quavious	--	--	--	12	12
Payton, JaVonta	--	--	1	--	1
Rogers, Will	--	--	--	3	3
Witherspoon, Lee	--	--	6	--	6

Games with a Rushing Touchdown	'17	'18	'19	'20	Career
Johnson, Dillon	--	--	--	3	3
Marks, Jo'quavious	--	--	--	1	1
Witherspoon, Lee	--	--	1	--	1

Games with multiple Rushing Touchdowns	'17	'18	'19	'20	Career
Johnson, Dillon	--	--	--	1	1

### PASSING

^ includes prior school

Games with 300 yards passing	'17	'18	'19	'20	Career
Costello, K.J.	--	7^	1^	2	10^
Rogers, Will	--	--	--	2	2

Games with 30+ completions	'17	'18	'19	'20	Career
Costello, K.J.	--	1^	1^	3	5^
Rogers, Will	--	--	--	3	3

Completions of 20+ yards	'17	'18	'19	'20	Career
Costello, K.J.	24^	57^	11^	17	109^
Rogers, Will	--	--	--	11	11

Games with Multiple Passing TDs	'17	'18	'19	'20	Career
Costello, K.J.	4^	7^	1^	1	13^
Rogers, Will	--	--	--	1	1



# TURNOVERS GAINED

## MISSISSIPPI STATE (12)

TYPE	QTR	PLAYER	PLAYS/ YDS	1st DOWNS	RESULT
<b>at LSU (2)</b>					
Interception	3	Furdge of Brennan	5/56	3	TD
Interception	4	Forbes of Brennan	End of Game	--	--
<b>ARKANSAS (2)</b>					
Fumble	2	Craft by Jefferson	5/20	1	Punt
Fumble	4	Brule by Warren	4/8	--	Downs
<b>Kentucky (1)</b>					
Fumble	3	Peters by Rose	5/17	1	Interception
<b>TEXAS A&amp;M (1)</b>					
Interception	3	Forbes of Mond	--	--	TD
<b>at Alabama (1)</b>					
Fumble	4	Wheat by Young	2/13	1	Interception
<b>Vanderbilt (5)</b>					
Interception	1	Duncan of Seals	5/27	1	TD
Interception	2	Thompson of Seals	6/17	1	Punt
Fumble	3	Furdge by Abdur-Rahman	3/3	--	Punt
Interception	4	Spencer of Seals	3/(-5)	--	Punt
Fumble	4	Wheat by Seals	4/13	1	TD
<b>at Georgia (--)</b>					
--					
<b>at Ole Miss (--)</b>					
--					

## OPPONENT (20)

TYPE	QTR	PLAYER	PLAYS/ YDS	1st DOWNS	RESULT
<b>at LSU (4)</b>					
Fumble	2	Stevens by TEAM	3/(-2)	--	Punt
Interception	2	Cox of Costello	--	--	TD
Interception	4	Ricks of Costello	3/45	1	TD
Fumble	4	Stevens by Costello	4/1	--	FG
<b>at LSU (4)</b>					
Interception	1	Brooks Jr. of Costello	--/--	--	TD
Interception	2	Foucha of Costello	4/3	1	Punt
Interception	4	Foucha of Costello	3/(-4)	--	Punt
Fumble	4	Edwards by Walley	6/(-13)	1	Punt
<b>Kentucky (6)</b>					
Interception	2	Paschal of Costello	1/2	--	TD
Interception	2	Davis of Costello	--	--	End of Half
Interception	3	Joseph of Costello	3/(-2)	--	Punt
Interception	4	Watson of Rogers	3/(-10)	--	Punt
Interception	4	Wright of Costello	--	--	TD
Interception	4	Jackson of Rogers	--	--	End of Game
<b>TEXAS A&amp;M (2)</b>					
Interception	1	Jones of Costello	6/33	2	Punt
Fumble	3	Peavy by Costello	2/8	--	TD
<b>at Alabama (3)</b>					
Interception	3	Moses of Rogers	9/99	5	TD
Fumble	4	Smith by Marks	6/41	2	Fumble
Interception	4	Surtain of Rogers	--	--	TD
<b>Vanderbilt (--)</b>					
--					
<b>at Georgia (--)</b>					
--					
<b>at Ole Miss (1)</b>					
Fumble	1	Leonard by Williams, A.	5/16	1	TD

## TURNOVERS *BY PLAYER*

### FUMBLES

(#-Lost)	at LSU	ARK	at UK	TA&M	at Ala	VAN	at UGA	at OM	MIZ	AUB
Costello, K.J.	2-2	--	--	1-1	--	DNP	DNP	DNP		
Marks, Joquavious	--	--	--	--	1-1	--	--	--		
Walley, Jaden	--	1-1	--	--	--	--	--	--		
Williams, Austin	--	--	--	--	--	--	--	1-1		

### FORCED FUMBLES

	at LSU	ARK	at UK	TA&M	at Ala	VAN	at UGA	at OM	MIZ	AUB
Duncan, Collin	--	--	DNP	--	--	1	--	--		
Peters, Fred	--	--	1	--	DNP	DNP	DNP	DNP		
Spencer, Marquiss	--	1	--	--	--	--	--	--		
Wheat, Tyrus	--	--	--	--	--	2	DNP	DNP		

### FUMBLES *RECOVERED*

	at LSU	ARK	at UK	TA&M	at Ala	VAN	at UGA	at OM	MIZ	AUB
Brule, Aaron	--	1	--	--	--	--	--	--		
Craft, Londyn	--	1	--	--	--	--	--	--		
Furdge, Esaias	--	--	--	--	--	1	--	--		
Peters, Fred	--	--	1	--	DNP	DNP	DNP	DNP		
Wheat, Tyrus	--	--	--	--	1	1	DNP	DNP		

### INTERCEPTIONS

(#-Yards)	at LSU	ARK	at UK	TA&M	at Ala	VAN	at UGA	at OM	MIZ	AUB
Duncan, Collin	--	--	DNP	--	--	1	--	--		
Forbes, Emmanuel	1	--	--	1	--	--	--	--		
Furdge, Esaias	1	--	--	--	--	--	--	--		
Spencer, Marquiss	--	--	--	--	--	1	--	--		
Thompson, Erroll	--	--	--	--	--	1	--	--		

## LONG PLAY BREAKDOWN

### BY YARDAGE

#### OFFENSE (29)

Yards	Type	Player(s)	Opponent
*75	Pass	Hill, Kylin from Costello, K.J.	at LSU
*51	Pass	Walley, Jaden from Rogers, Will	at Georgia
44	Pass	Walley, Jaden from Rogers, Will	at Ole Miss
*43	Pass	Mitchell, Osirus from Costello, K.J.	at LSU
41	Pass	Spivey, Geor'quarius from Rogers, Will	at Ole Miss
37	Pass	Shavers, Tyrell from Costello, K.J.	at LSU
34	Pass	Payton, JaVonta from Costello, K.J.	at LSU
34	Pass	Mitchell, Osirus from Costello, K.J.	ARKANSAS
34	Pass	Mitchell, Osirus from Costello, K.J.	at LSU
33	Pass	Payton, JaVonta from Costello, K.J.	at LSU
*32	Pass	Heath, Malik from Rogers, Will	TEXAS A&M
*31	Pass	Shavers, Tyrell from Costello, K.J.	at LSU
29	Pass	Walley, Jaden from Rogers, Will	at Ole Miss
27	Pass	Walley, Jaden from Rogers, Will	at Ole Miss
27	Pass	Mitchell, Osirus from Costello, K.J.	at LSU
27	Pass	Payton, JaVonta from Costello, K.J.	at LSU
26	Pass	Hill, Kylin from Costello, K.J.	at LSU
25	Pass	Mitchell, Osirus from Costello, K.J.	at LSU
24	Pass	Gardner, Cameron from Costello, K.J.	at LSU
*24	Pass	Mitchell, Osirus from Costello, K.J.	at LSU
23	Pass	Heath, Malik from Costello, K.J.	at Kentucky
22	Pass	Walley, Jaden from Rogers, Will	at Ole Miss
22	Pass	Spivey, G. from Rogers, Will	at Ole Miss
22	Pass	Mitchell, Osirus from Costello, K.J.	at LSU
21	Pass	Spivey, Geor'quarius from Rogers, Will	at Ole Miss
21	Pass	Hill, Kylin from Costello, K.J.	at LSU
20	Pass	Walley, Jaden from Rogers, Will	at Ole Miss
20	Pass	Walley, Jaden from Rogers, Will	at Georgia
20	Rush	Marks, Jo'quavious	at Alabama

#### DEFENSE (4)

Yards	Type	Player(s)	Opponent
*60	INT	Forbes, Emmanuel	TEXAS A&M
28	INT	Duncan, Collin	Vanderbilt
27	INT	Spencer, Marquiss	Vanderbilt
20	INT	Furdge, Esaias	at LSU

#### SPECIAL TEAMS (5)

Yards	Type	Player(s)	Opponent
32	KR	Griffin, Lideatrick	Vanderbilt
26	KR	Payton, JaVonta	ARKANSAS
23	KR	Payton, JaVonta	ARKANSAS
22	KR	Payton, JaVonta	at Alabama
20	PR	Walley, Jaden	ARKANSAS

\* - touchdown scored on play

# LONG PLAY BREAKDOWN

## LONG PLAYS BY THE NUMBERS

### BY YARDAGE

Yards	No.	TD
100+	--	--
90-99	--	--
80-89	--	--
70-79	1	1
60-69	1	1
50-59	1	1
40-49	3	1
30-39	8	2
20-29	24	1

### BY TYPE

Type	No.	TD
Rushing	1	--
Passing	28	6
Punt returns	1	--
Kick returns	4	--
Interceptions	4	1
Fumble returns	--	--
Other	--	--
<b>TOTAL</b>	<b>38</b>	<b>7</b>

## 20+ YARD PLAYS BY PLAYER

Player	No.	TD	Rush	Rec.	KR	PR	IR	FR
Walley, Jaden	8	1	--	7	--	1	--	--
Mitchell, Osirus	7	2	--	7	--	--	--	--
Payton, JaVonta	6	--	--	3	3	--	--	--
Hill, Kylin	3	1	--	3	--	--	--	--
Spivey, Geor'quarius	3	--	--	3	--	--	--	--
Heath, Malik	2	1	--	2	--	--	--	--
Shavers, Tyrell	2	1	--	2	--	--	--	--
Forbes, Emmanuel	1	1	--	--	--	--	1	--
Marks, Jo'quavious	1	--	1	--	--	--	--	--
Furdge, Esaías	1	--	--	--	--	--	1	--
Gardner, Cameron	1	--	--	1	--	--	--	--
Spencer, Marquiss	1	--	--	--	--	--	1	--
Duncan, Collin	1	--	--	--	--	--	1	--
Griffin, Lideatrick	1	--	--	--	1	--	--	--
<b>TOTAL</b>	<b>38</b>	<b>7</b>	<b>1</b>	<b>28</b>	<b>4</b>	<b>1</b>	<b>4</b>	<b>--</b>

## LONGEST PLAYS OF THE YEAR

<b>Rushing</b>		
20	Marks, Jo'quavious	at Alabama (10/31)
<b>Rushing Touchdown</b>		
6*	Johnson, Dillon	ARKANSAS (10/3)
<b>Passing</b>		
75*	Hill, Kylin from Costello, K.J.	at LSU (9/26)
<b>Passing Touchdown</b>		
75*	Hill, Kylin from Costello, K.J.	at LSU (9/26)
<b>Punt Return</b>		
20	Walley, Jaden	ARKANSAS (10/3)
<b>Kick Return</b>		
32	Griffin, Lideatrick	VANDERBILT (11/7)
<b>Interception Return</b>		
60*	Forbes, Emmanuel	TEXAS A&M (10/17)
<b>Fumble Return</b>		
13	Wheat, Tyrus	at Alabama (10/31)
<b>Punt</b>		
66	Day, Tucker	at Kentucky (10/10)
<b>Field Goal</b>		
43	Ruiz, Brandon	at LSU (9/26)

## MISSISSIPPI STATE (38 PLAYS)

Play	#	Long	Play	Opponent
Passing	28	75*	Mitchell, Osirus from Costello, K.J.	at LSU
Rushing	1	20	Marks, Jo'quavious	at Alabama
Kick Return	4	32	Griffin, Lideatrick	VANDERBILT
Punt Return	1	20	Walley, Jaden	ARKANSAS
Interception	4	60*	Forbes, Emmanuel	TEXAS A&M
<b>Opp.</b>	<b>#</b>	<b>Long</b>	<b>Play</b>	<b>Type</b>
at LSU	16	75*	Mitchell, Osirus from Costello, K.J.	Pass
ARKANSAS	4	34	Mitchell, Osirus from Costello, K.J.	Pass
at Kentucky	1	23	Heath, Malik from Costello, K.J.	Pass
TEXAS A&M	2	60*	Forbes, Emmanuel	Interception
at Alabama	2	22	Payton, JaVonta	Kick Return
VANDERBILT	3	32	Griffin, Lideatrick	Kick Return
at Georgia	2	51*	Walley, Jaden from Rogers, Will	Pass
at Ole Miss	8	44	Walley, Jaden from Rogers, Will	Pass
MISSOURI				
AUBURN				

## OPPONENTS (42 PLAYS)

Play	#	Long	Play	Opponent
Passing	28	81*	Braylon Sanders from Matt Corral	at Ole Miss
Rushing	5	51	Wilson, Terry	at Kentucky
Kick Return	2	30	Jackson, Kearis	at Georgia
Punt Return	2	22	Smith, Ainias	TEXAS A&M
Fumble Return	1	84	Leonard, Deane	at Ole Miss
Interception	4	76	Paschal, Joshua	at Kentucky
<b>Opp.</b>	<b>#</b>	<b>Long</b>	<b>Play</b>	<b>Type</b>
at LSU	5	47	Jenkins, Jaray from Brennan, Myles	Pass
ARKANSAS	4	69*	Brooks Jr., Greg	Interception
at Kentucky	2	76	Paschal, Joshua	Interception
TEXAS A&M	3	51*	Lane, Chase from Mond, Kellen	Pass
at Alabama	7	53*	Smith, DeVonta from Jones, Max	Pass
VANDERBILT	7	30	Henry-Brooks, Keyon from Seals, Ken	Pass
at Georgia	7	49	Burton, Jermaine from Daniels, JT	Pass
at Ole Miss	7	84	Leonard, Deane	Fumble Return
MISSOURI				
AUBURN				

\* - touchdown scored on play

# SEASON SUPERLATIVES

## MISSISSIPPI STATE *INDIVIDUAL*

Rushes	10	Marks, Jo'quavious; ARKANSAS (10/3)
Yards Rushing	39	Johnson, Dillon; ARKANSAS (10/3)
TD Rushes	2	Johnson, Dillon; at Georgia (11/21)
Long Rush	20	Marks, Jo'quavious; at Alabama (10/31)
Pass Attempts	61^	Rogers, Will; at Ole Miss (11/28)
Pass Completions	45^	Rogers, Will; at Ole Miss (11/28)
Yards Passing	623^	Costello, K.J.; at LSU (9/26)
TD Passes	5*	Costello, K.J.; at LSU (9/26)
Long Pass	75	Costello, K.J.; at LSU (9/26)
Receptions	15*	Hill, Kylin; at Kentucky (10/10)
Yards Receiving	183	Mitchell, Osirus; at LSU (9/26)
TD Receptions	2	Twice: Last Heath, Malik; at Ole Miss (11/28)
Long Reception	75	Hill, Kylin; at LSU (9/26)
Field Goals	3	Ruiz, Brandon; at LSU (9/26)
Long Field Goal	43	Ruiz, Brandon; at LSU (9/26)
Punts	7	Bowman, Reed; VANDERBILT (11/7)
Punting Avg	59.6 ^	Day, Tucker; at Kentucky (10/10)
Long Punt	66	Day, Tucker; at Kentucky (10/10)
Punts Inside 20	4	Last Bowman, Reed; VANDERBILT (11/7)
Long Punt Return	20	Walley, Jaden; ARKANSAS (10/3)
Long Kickoff Return	32	Griffin, Lideatrick; VANDERBILT (11/7)
Tackles	13	Twice: Last Brule, Aaron; VANDERBILT (11/7)
Sacks	2.0	Spencer, Marquiss; at LSU (9/26)
Tackles For Loss	2.5	Spencer, Marquiss; at Kentucky (10/10)
Interceptions	1	Six Times: Last Duncan, Spencer & Thompson; Vanderbilt (11/7)

^ - School record / \* - Ties school record

## MISSISSIPPI STATE *TEAM*

	Highs	Lows
Yards Rushing	87, ARKANSAS (10/3)	minus-22, VANDERBILT (11/7)
Yards Per Rush	3.6, ARKANSAS (10/3)	minus-2.0, VANDERBILT (11/7)
TD Rushes	2, Twice: Last at Georgia (11/21)	0, Five Times: Last at Ole Miss (11/28)
Pass Attempts	70, at Kentucky (10/10)	40, TEXAS A&M (10/17)
Pass Completions	45, Twice: Last at Ole Miss (11/28)	28, at Alabama (10/31)
Yards Passing	623, at LSU (9/26)	163, at Alabama (10/31)
Yards Per Pass Attempt	10.4, at LSU (9/26)	3.4, at Alabama (10/31)
TD Passes	5, at LSU (9/26)	0, Twice: Last at Alabama (10/31)
Total Plays	84, Twice: Last at Kentucky (10/10)	57, VANDERBILT (11/7)
Total Offense	632, at LSU (9/26)	200, at Alabama (10/31)
Yards Per Play	8.3, at LSU (9/26)	3.2, at Alabama (10/31)
Points	44, at LSU (9/26)	0, at Alabama (10/31)
Sacks By	7.0, at LSU (9/26)	0.0, TEXAS A&M (10/17)
First Downs	24, Twice: Last ARKANSAS (10/3)	12, at Alabama (10/31)
Penalties	9, at Alabama (10/31)	3, Twice: Last at Georgia (11/21)
Penalty Yards	92, VANDERBILT (11/7)	25, Three Times: Last at Georgia (11/21)
Turnovers	6, at Kentucky (10/10)	0, Twice: Last at Georgia (11/21)
Interceptions By	3, VANDERBILT (11/7)	0, Five Times: Last at Ole Miss (11/28)
Punts	10, at Alabama (10/31)	3, at LSU (9/26)
Punting Avg	48.5, at Kentucky (10/10)	38.8, at Alabama (10/31)
Long Punt	66, at Kentucky (10/10)	30; Arkansas (10/3)
Punts Inside 20	4, VANDERBILT (11/7)	0, Twice: Last at Ole Miss (11/28)
Long Punt Return	26, ARKANSAS (10/3)	0, at LSU (9/26)

## OPPONENT *INDIVIDUAL*

Rushes	21	Harris, Najee; at Alaba,a (10/31)
Yards Rushing	119	Harris, Najee; Alabama (10/31)
TD Rushes	2	Spiller, Isaiah; TEXAS A&M (10/17)
Long Rush	51	Wilson, Terry; at Kentucky (10/10)
Pass Attempts	46	Twice: Last Seals, Ken; VANDERBILT (11/7)
Pass Completions	31	Seals, Ken; VANDERBILT (11/7)
Yards Passing	401	Daniels, JT; at Georgia (11/21)
TD Passes	4	Twice: Last Daniels, JT; at Georgia (11/21)
Long Pass	81	Corral, Matt; at Ole Miss (11/28)
Receptions	12	Moore, Elijah at Ole Miss (11/28)
Yards Receiving	203	Smith, DeVonta; at Alabama (10/31)
TD Receptions	4	Smith, DeVonta; at Alabama (10/31)
Long Reception	81	Moore, Elijah; at Ole Miss (11/28)
Field Goals	2	Twice: Last Reichard, Will; at Alabama (10/31)
Long Field Goal	41	Twice: Last Podlesny, Jack; at Georgia (11/21)
Punts	8	Duffy, Max; at Kentucky (10/10)
Punting Avg	49.4	Von Rosenberg, Zach; at LSU (9/26)
Long Punt	58	Von Rosenberg, Zach; at LSU (9/26)
Punts Inside 20	5	Von Rosenberg, Zach; at LSU (9/26)
Long Punt Return	22	Smith, Ainiias; TEXAS A&M (10/17)
Long Kickoff Return	30	Jackson, Kearis; at Georgia (11/21)
Tackles	20	Pool, Bumper; ARKANSAS (10/3)
Sacks	2.0	Stevens, JaCoby; at LSU (9/26)
Tackles For Loss	2.0	Four Times: Last Anderson, Jr., Will; at Alabama (10/31)
Interceptions	2	Foucha, Joe; ARKANSAS (10/3)

## OPPONENT *TEAM*

	Highs	Lows
Yards Rushing	208, at Alabama (10/31)	8, at Georgia (11/21)
Yards Per Rush	5.5, TEXAS A&M (10/17)	0.3, at Georgia (11/21)
TD Rushes	2, Twice: Last at Ole Miss (11/28)	0, Four Times: Last: at Georgia (11/21)
Pass Attempts	46, Twice: Last VANDERBILT (11/7)	21, at Kentucky (10/10)
Pass Completions	31, VANDERBILT (11/7)	8, at Kentucky (10/10)
Yards Passing	401, at Georgia (11/21)	73, at Kentucky (10/10)
Yards Per Pass Attempt	10.6, at Georgia (10/21)	7.3, VANDERBILT (11/7)
TD Passes	4, Twice: Last at Georgia (11/21)	1, Twice: Last VANDERBILT (11/7)
Total Plays	84, at LSU (9/26)	53, at Kentucky (10/10)
Total Offense	550, at Ole Miss (11/28)	157, at Kentucky (10/10)
Yards Per Play	6.8, at Alabama (10/31)	3.0, at Kentucky (10/10)
Points	41, at Alabama (10/31)	17, VANDERBILT (11/7)
Sacks By	6.0, TEXAS A&M (10/17)	1.0, Twice: at Ole Miss (11/28)
First Downs	30, VANDERBILT (11/7)	17, TEXAS A&M (10/17)
Penalties	10, Twice: Last at Ole Miss (11/28)	3, at Kentucky (10/10)
Penalty Yards	81, at Ole Mis (11/28)	25, at Kentucky (10/10)
Turnovers	5, VANDERBILT (11/7)	0, Twice: Last at Ole Miss (11/28)
Interceptions By	6, at Kentucky (10/10)	0, Three Times: Last at Ole Miss (11/28)
Punts	8, Twice: Last at Kentucky (10/10)	1, VANDERBILT (11/7)
Punting Avg	49.4, at LSU (9/26)	29.0, VANDERBILT (11/7)
Long Punt	58, at LSU (9/26)	29, VANDERBILT (11/7)
Punts Inside 20	5, at LSU (9/26)	0, Three Times: Last at Ole Miss (11/28)
Long Punt Return	22, TEXAS A&M (10/17)	0, Three Times: Last: at Kentucky (10/10)



## STARTERS

### OFFENSE

OPPONENT	LT	LG	C	RG	RT	QB	RB	WR	WR	WR	WR
at LSU	Cross	Eiland	Smith	Parker	Johnson, K.	Costello	Hill	Marks*	Heath	Williams	Shavers
ARKANSAS	Cross	Sharp	Smith	Parker	Johnson, K.	Costello	Hill	Payton	Gardner	Walley	Mitchell
at Kentucky	Cross	Eiland	Jackson	Parker	Johnson, K.	Costello	Hill	Payton	Gardner	Williams	Mitchell
TEXAS A&M	Cross	Sharp	Jackson	Parker	Eiland	Costello	Marks	Payton	Heath	Williams	Mitchell
at Alabama	Cross	Sharp	Smith	Parker	Jones, Ka.	Costello	Marks	Cumbest	Heath	Williams	Walley
VANDERBILT	Eiland	Sharp	Smith	Parker	Cunningham	Rogers	Marks	Spivey	Heath	Williams	Walley
at Georgia	Cross	Sharp	Smith	Parker	Jones, Ka.	Rogers	Marks	Mitchell	Gardner	Williams	Walley
at Ole Miss	Cross	Eiland	Smith	Parker	Jones, Ka.	Rogers	Marks	Mitchell	Heath	Williams	Walley
AUBURN											
MISSOURI											

\* - Started two runnings backs

### DEFENSE

OPPONENT	DE	NT	DT	SLB	MLB	WLB	CB	FS	Bulldog	SS	CB
at LSU	Jones, Ko.	Crumedy	Spencer	Wheat	Thompson	Brule	Emerson	Peters	Murphy	Craft	Furdge
ARKANSAS	Jones, Ko.	Crumedy	Spencer	Wheat	Thompson	Brule	Emerson	Peters	Murphy	Craft	Furdge
at Kentucky	Jones, Ko.	Crumedy	Spencer	Wheat	Thompson	Brule	Emerson	Peters	Murphy	Craft	Forbes
TEXAS A&M	Jones, Ko.	Crumedy	Spencer	Wheat	Thompson	Brule	Emerson	Peters	Murphy	Craft	Forbes
at Alabama	Jones, Ko.	Crumedy	Spencer	Wheat	Thompson	Brule	Emerson	Duncan	Murphy	Craft	Forbes
VANDERBILT	Jones, Ko.	Crumedy	Spencer	Wheat	Thompson	Brule	Emerson	Duncan	Murphy	Preston Jr.	Forbes
at Georgia	Jones, Ko.	Crumedy	Spencer	Watson	Thompson	Brule	Emerson	Duncan	Preston Jr.	Craft	Forbes
at Ole Miss	Jones, Ko.	Crumedy	Spencer	Watson	Thompson	Brule	Emerson	Duncan	Preston Jr.	Guidry	Forbes
AUBURN											
MISSOURI											

### CAREER STARTS

Player	Total	LT	LG	C	RG	RT	QB	RB	WR	DE	DT	NT	LB	CB	S	Bulldog
Thompson, Erroll	37	--	--	--	--	--	--	--	--	--	--	--	37	--	--	--
Eiland, Greg	31	18	4	--	--	9	--	--	--	--	--	--	--	--	--	--
Costello, K.J.	30^	--	--	--	--	--	30^	--	--	--	--	--	--	--	--	--
Mitchell, Osirus	29	--	--	--	--	--	--	--	29	--	--	--	--	--	--	--
Spencer, Marquiss	22	--	--	--	--	--	--	--	--	13	9	--	--	--	--	--
Parker, Dareuan	19	--	10	--	9	--	--	--	--	--	--	--	--	--	--	--
Crumedy, Jaden	15	--	--	--	--	--	--	--	--	--	7	8	--	--	--	--
Emerson, Martin	13	--	--	--	--	--	--	--	--	--	--	--	13	--	--	--
Morgan, C.J.	12	--	--	--	--	--	--	--	--	--	--	--	--	12	--	--
Williams, Austin	12	--	--	--	--	--	--	--	12	--	--	--	--	--	--	--
Jones, Kobe	10	--	--	--	--	--	--	--	--	9	1	--	--	--	--	--
Sharp, LaQuinston	9	--	4	--	5	--	--	--	--	--	--	--	--	--	--	--
Brule, Aaron	8	--	--	--	--	--	--	--	--	--	--	--	8	--	--	--
Cross, Charles	7	7	--	--	--	--	--	--	--	--	--	--	--	--	--	--
Craft, Londyn	6	--	--	--	--	--	--	--	--	--	--	--	--	--	6	--
Forbes, Emmanuel	6	--	--	--	--	--	--	--	--	--	--	--	--	6	--	--
Marks, Jo'quavius	6	--	--	--	--	--	--	6	--	--	--	--	--	--	--	--
Smith, Cole	6	--	--	6	--	--	--	--	--	--	--	--	--	--	--	--
Wheat, Tyrus	6	--	--	--	--	--	--	--	--	--	--	--	6	--	--	--
Heath, Malik	5	--	--	--	--	--	--	5	--	--	--	--	--	--	--	--
Payton, JaVonta	5	--	--	--	--	--	--	5	--	--	--	--	--	--	--	--
Walley, Jaden	5	--	--	--	--	--	--	5	--	--	--	--	--	--	--	--
Duncan, Collin	4	--	--	--	--	--	--	--	--	--	--	--	--	--	4	--
Gardner, Cameron	4	--	--	--	--	--	--	4	--	--	--	--	--	--	--	--
Peters, Fred	4	--	--	--	--	--	--	--	--	--	--	--	--	--	4	--
Preston Jr., Shawn	4	--	--	--	--	--	--	--	--	--	--	--	1	--	2	1
Johnson, Kwatrivous	3	--	--	--	--	3	--	--	--	--	--	--	--	--	--	--
Jones, Kameron	3	--	--	--	--	3	--	--	--	--	--	--	--	--	--	--
Rogers, Will	3	--	--	--	--	--	3	--	--	--	--	--	--	--	--	--
Spivey, Geor'quarius	3	--	--	--	--	--	--	3*	--	--	--	--	--	--	--	--
Furdge, Esaia	2	--	--	--	--	--	--	--	--	--	--	--	--	2	--	--
Jackson, James	2	--	--	2	--	--	--	--	--	--	--	--	--	--	--	--
Watson, Nathaniel	2	--	--	--	--	--	--	--	--	--	--	--	2	--	--	--
Cumbest, Brad	1	--	--	--	--	--	--	1	--	--	--	--	--	--	--	--
Cunningham, Brandon	1	--	--	--	--	1	--	--	--	--	--	--	--	--	--	--
Guidry, Landon	1	--	--	--	--	--	--	--	--	--	--	--	--	--	1	--

\* - Two (2) starts came at tight end in 2019 | ^ - 25 starts came at QB for Stanford

## PARTICIPATION CHART

	GP/GS	at LSU	ARK	at UK	TA&M	at Ala	VAN	at UGA	at OM	MIZ	AUB
Banks, Jevon	1/-	--	--	--	--	--	P	--	--		
Blackwell, Paul	8/-	P	P	P	P	P	P	P	P		
Bowman, Reed	8/-	P	P	P	P	P	P	P	P		
Brule, Aaron	8/8	ST	ST	ST	ST	ST	ST	ST	ST		
Christmann, Jace	1/-	--	--	--	--	--	--	--	P		
Costello, K.J.	5/5	ST	ST	ST	ST	ST	--	--	--		
Craft, Londyn	7/6	ST	ST	ST	ST	ST	--	ST	P		
Cross, Charles	7/7	ST	ST	ST	ST	ST	--	ST	ST		
Crumedy, Jaden	8/8	ST	ST	ST	ST	ST	ST	ST	ST		
Cumbest, Brad	4/1	--	--	P	P	ST	P	--	--		
Cunningham, Brandon	8/1	P	P	P	P	P	ST	P	P		
Davis, Jordan	6/-	P	P	P	P	P	P	--	--		
Day, Tucker	6/-	P	P	P	P	P	--	--	P		
Duncan, Collin	7/4	P	P	--	P	ST	ST	ST	ST		
Eiland, Greg	7/6	ST	--	ST	ST	P	ST	ST	ST		
Emerson, Martin	8/8	ST	ST	ST	ST	ST	ST	ST	ST		
Forbes, Emmanuel	8/6	P	P	ST	ST	ST	ST	ST	ST		
Furdge, Esaias	8/2	ST	ST	P	P	P	P	P	P		
Gardner, Cameron	7/3	P	ST	ST	--	P	P	ST	P		
Griffin, Lideatrick	6/-	P	P	--	--	P	P	P	P		
Groce Jr., Rodney	1/-	P	--	--	--	--	--	--	--		
Guidry, Landon	5/1	--	--	P	--	P	P	P	ST		
Harris, Jack	7/-	P	P	P	P	P	--	P	P		
Heath, Malik	7/5	ST	P	P	ST	ST	ST	--	ST		
Hill, Kylin	3/3	ST	ST	ST	--	--	--	--	--		
Jackson, James	8/2	P	P	ST	ST	P	P	P	P		
Jennings, R.J.	8/-	P	P	P	P	P	P	P	P		
Jimison, Jay	2/-	--	--	--	--	--	--	P	P		
Johnson, Dillon	8/-	P	P	P	P	P	P	P	P		
Johnson, Jett	2/-	P	--	--	--	--	--	P	--		
Johnson, Kwatirivous	6/3	ST	ST	ST	P	--	--	P	P		
Jones, Kameron	3/3	--	--	--	--	ST	--	ST	ST		
Jones, Kobe	8/8	ST	ST	ST	ST	ST	ST	ST	ST		
King, Brodie	1/-	--	--	--	--	--	--	--	P		

	GP/GS	at LSU	ARK	at UK	TA&M	at Ala	VAN	at UGA	at OM	MIZ	AUB
Lawrence, Dylan	1/-	P	--	--	--	--	--	--	--		
Lawson, Tre	3/-	P	--	P	P	--	--	--	--		
Marks, Jo'quavius	8/6	ST	P	P	ST	ST	ST	ST	ST		
Mitchell, Osirus	8/5	P	ST	ST	ST	P	P	ST	ST		
Murphy, Marcus	6/6	ST	ST	ST	ST	ST	ST	--	--		
Odom, Aaron	8/-	P	P	P	P	P	P	P	P		
Parker, Dareuan	8/8	ST	ST	ST	ST	ST	ST	ST	ST		
Payton, JaVonta	8/3	P	ST	ST	ST	P	P	P	P		
Pendley, Nick	4/-	P	P	P	P	--	--	--	--		
Peters, Fred	4/4	ST	ST	ST	ST	--	--	--	--		
Pickering, Nathan	5/-	P	P	P	P	P	--	--	--		
Preston Jr., Shwan	7/3	P	P	--	P	P	ST	ST	ST		
Purvis, J.P.	3/-	--	--	--	--	--	P	P	P		
Richardson, Decamerion	4/-	--	P	P	--	P	--	P	--		
Rogers, Will	6/3	--	--	P	P	P	ST	ST	ST		
Ruiz, Brandon	8/-	P	P	P	P	P	P	P	P		
Sharp, LaQuinston	6/4	P	ST	P	ST	ST	ST	--	--		
Shavers, Tyrell	4/1	ST	P	P	P	--	--	--	--		
Shrader, Garret	4/-	P	P	P	P	--	--	--	--		
Smith, Cole	7/6	ST	ST	--	P	ST	ST	ST	ST		
Spencer, Marquiss	8/8	ST	ST	ST	ST	ST	ST	ST	ST		
Spivey, Geor'quarius	8/1	P	P	P	P	P	ST	P	P		
Thompson, Erroll	8/8	ST	ST	ST	ST	ST	ST	ST	ST		
Timbs, Sherman	7/-	P	P	P	P	P	P	--	P		
Walker, Kareem	2/-	--	--	P	P	--	--	--	--		
Walley, Jaden	8/5	P	ST	P	P	ST	ST	ST	ST		
Watson, Nathaniel	8/2	P	P	P	P	P	P	ST	ST		
Wheat, Tyrus	6/6	ST	ST	ST	ST	ST	ST	--	--		
Williams, Austin	8/7	ST	P	ST	ST	ST	ST	ST	ST		
Witherspoon, Lee	8/-	P	P	P	P	P	P	P	P		
Young, Cameron	5/-	P	--	--	--	P	P	P	P		

## CAREER PARTICIPATION

Games/Starts	'17	'18	'19	'20	Career
Banks, Jay	--	1/0^	--	--	1/0^
Banks, Jevon	--	--	--	1/0	1/0
Blackwell, Paul	--	--	13/0	8/0	21/0
Bowman, Reed	--	12/0^	1/0	8/0	21/0^
Brule, Aaron	--	4/0	13/0	8/8	25/8
Charles, Korey	3/0	7/0	7/0	--	17/0
Christmann, Jace	13/0	13/0	12/0	1/0	39/0
Costello, K.J.	11/7^	13/13^	5/5^	5/5	34/30^
Craft, Londyn	--	2/0	6/0	7/6	15/6
Cross, Charles	--	--	3/0	7/7	10/7
Crumedy, Jaden	--	2/0	12/7	8/8	22/15
Cumbest, Brad	--	3/0	11/0	4/1	18/1
Cunningham, Brandon	--	--	--	8/1	8/1
Davis, Jordan	--	--	--	6/0	6/0
Day, Tucker	2/0	13/0	13/0	6/0	34/0
Duncan, Collin	--	--	11/0	7/4	18/4
Eiland, Greg	13/4	13/13	11/8	7/6	44/31
Emerson, Martin	--	--	13/5	8/8	21/13
Forbes, Emmanuel	--	--	--	8/6	8/6
Furdge, Esaias	--	2/0	--	8/2	10/2
Gardner, Cameron	--	3/0	13/1	7/3	23/4
Goodman, Scott	--	13/0	12/0	--	25/0
Griffin, Lideatrick	--	--	--	6/0	6/0
Groce Jr., Rodney	--	--	--	1/0	1/0
Guidry, Landon	--	8/0	12/0	5/1	25/1
Harris, Jack	--	--	1/0	7/0	8/0
Heath, Malik	--	--	--	7/5	7/5
Jackson, James	--	4/0	8/0	8/2	20/2

Games/Starts	'17	'18	'19	'20	Career
Jennings, R.J.	--	9/0	5/0	8/0	22/0
Jimison, Jay	--	--	--	2/0	2/0
Johnson, Dillon	--	--	--	8/0	8/0
Johnson, Jett	--	2/0	--	2/0	4/0
Johnson, Kwatirivous	--	2/0	2/0	6/3	10/3
Jones, Dontea	4/0	12/0	12/0	--	28/0
Jones, Kameron	--	--	--	3/3	3/3
Jones, Kobe	13/0	13/1	13/1	8/8	47/10
King, Brodie	--	--	--	1/0	1/0
Lashley, Scott	3/0^	8/0^	8/0^	--	19/0^
Lawrence, Dylan	--	--	1/0	1/0	2/0
Love, Allen	--	4/0^	--	--	4/0^
Marks, Jo'quavius	--	--	--	8/6	8/6
Mitchell, Osirus	9/0	13/13	13/11	8/5	43/29
Morgan, C.J.	10/0	13/3	9/9	--	32/12
Odom, Aaron	--	2/0	3/0	8/0	13/0
Parker, Dareuan	12/0	13/0	11/11	8/8	44/19
Payton, JaVonta	--	--	12/2	8/3	20/5
Peters, Fred	--	--	13/0	4/4	17/4
Preston Jr., Shawn	--	1/0	7/1	7/3	15/4
Purvis, J.P.	--	--	4/0	3/0	7/0
Reed, Jaylon	--	3/0	--	--	3/0
Richardson, Decamerion	--	--	--	4/0	4/0
Robinson, Devon	--	1/0	--	--	1/0
Rogers, Will	--	--	--	6/3	6/3
Ruiz, Brandon	13/0^	13/0^	--	8/0	34/0^
Russell, De'Monte	--	--	3/0	--	3/0
Sharp, LaQuinston	--	--	9/5	6/4	15/9

Games/Starts	'17	'18	'19	'20	Career
Smith, Cole	--	--	--	7/6	7/6
Spencer, Marquiss	13/0	4/1	13/13	8/8	50/22*
Spivey, Geor'quarius	--	3/0	13/2	8/1	24/3
Thompson, Erroll	13/3	13/13	13/13	8/8	47/37
Timbs, Sherman	--	1/0	12/0	7/0	20/0
Walley, Jaden	--	--	--	8/5	8/5
Walters, Allen	--	--	3/0^	--	3/0^
Watson, Nathaniel	--	2/0	7/0	8/2	17/2
Wheat, Tyrus	--	--	--	6/6	6/6
Williams, Austin	--	13/5	13/0	8/7	34/12
Witherspoon, Lee	--	--	10/0	8/0	18/0
Young, Cameron	--	1/0	8/0	5/0	14/0

\* - Includes 12 appearances in 2016 / ^ includes prior school

2020 RESULTS & STATISTICS

Date	MSU Rank	Opponent (Rank)	Score	Attendance	SEC	Overall
Sept. 26	--	at LSU * (6/5)	W, 44-34	21,124	1-0	1-0
Oct. 3	16/14	Arkansas *	L, 14-21	13,564	1-1	1-1
Oct. 10	RV/RV	at Kentucky * (--/RV)	L, 2-24	12,000	1-2	1-2
Oct. 17	RV/RV	Texas A&M * (11/11)	L, 14-28	13,142	1-3	1-3
Oct. 31	--	at Alabama * (2/2)	L, 0-41	19,424	1-4	1-4
Nov. 7	--	Vanderbilt *	W, 24-17	12,888	2-4	2-4
Nov. 21	--	at Georgia * (13/11)	L, 24-31	20,524	2-5	2-5
Nov. 28	--	at Ole Miss * (RV/RV/--)	L, 24-31	16,218	2-6	2-6
Dec. 12	--	Auburn *				
Dec. 5		Missouri *				

\* - Southeastern Conference game; Rankings - AP/Coaches/CFP.

TEAM STATISTICS	Mississippi State	Opponent
SCORING	146	227
Points Per Game	18.2	28.4
Points Off Turnovers	28	66
FIRST DOWNS	150	167
Rushing	25	65
Passing	116	90
Penalty	9	12
RUSHING YARDAGE	190	934
Yards Gained Rushing	401	1185
Yards Lost Rushing	211	251
Rushing Attempts	130	285
Average Per Rush	1.5	3.3
Average Per Game	23.8	116.8
TDs Rushing	5	6
PASSING YARDAGE	2,595	2184
Comp-Att-Int	303-438-14	176-272-6
Average Per Pass	5.9	8.0
Average Per Catch	8.6	12.4
Average Per Game	324.4	273.0
TDs Passing	12	19
TOTAL OFFENSE	2,785	3118
Total Plays	568	557
Average Per Play	4.9	5.6
Average Per Game	348.1	389.8
KICK RETURNS: #-YARDS	8-164	4-85
PUNT RETURNS: #-YARDS	8-64	13-111
INT RETURNS: #-YARDS	6-135	14-224
KICK RETURN AVERAGE	20.5	21.2
PUNT RETURN AVERAGE	8.0	8.5
INT RETURN AVERAGE	22.5	16.0
FUMBLES-LOST	6-6	9-6
PENALTIES-YARDS	47-396	51-400
Average Per Game	49.5	50.0
PUNTS-YARDS	48-2,060	40-1753
Average Per Punt	42.9	43.8
Net Punt Average	38.9	40.2
KICKOFFS-YARDS	32-2,035	45-2772
Average Per Kick	63.6	61.6
Net Kick Average	39.8	40.7
TIME OF POSSESSION/GAME	31:28	28:32
3RD-DOWN CONVERSIONS	40/120	48/115
3rd-Down Pct	33%	42%
4TH-DOWN CONVERSIONS	11/16	6/14
4th-Down Pct	69%	43%
SACKS BY-YARDS	19-116	22-167
MISC YARDS	--	0
TOUCHDOWNS SCORED	18	29
FIELD GOALS-ATTEMPTS	6-7	8-9
ON-SIDE KICKS	0-1	0-1
RED-ZONE SCORES	(17-24) 71%	(20-26) 77%
RED-ZONE TOUCHDOWNS	(11-24) 46%	(15-26) 58%
PAT-ATTEMPTS	(18-18) 100%	(29-29) 100%
ATTENDANCE/GAME	39,594/13,198	89,290/17,858
Neutral Site Games	--	--

SCORE BY QUARTERS	1	2	3	4	Total	Average
Mississippi State	27	45	33	41	146	18.2
Opponents	38	83	45	61	227	28.4

PASSING	G	Rating	C-A-I	Pct.	Yards	TD	LP	Avg./G
Rogers, Will	6	127.08	169-229-4	73.8	1,312	6	51	218.7
Costello, K.J.	5	116.70	134-207-10	64.7	1,283	6	75	256.6
TEAM	6	--	0-2-0	--	--	--	--	--
Total	8	121.59	303-438-14	69.2	2,595	12	75	324.4
Opponents	8	150.79	176-272-6	64.7	2,184	19	81	273.0

Statistician's Note

Passing rating formula: [(8.4 x yards) + (330 x touchdowns) - (200 x interceptions) + (100 x completions)] / attempts.

RUSHING	G	Att.	Gain	Loss	Net	Avg./Att.	TD	LG	Avg./G
Marks, Jo'quavious	8	45	169	12	157	3.5	1	20	19.6
Johnson, Dillon	8	28	95	4	91	3.2	4	9	11.4
Hill, Kylin	3	15	58	--	58	3.9	--	12	19.3
Witherspoon, Lee	8	1	--	--	--	--	--	--	--
Rogers, Will	6	12	42	63	(-21)	(-1.8)	--	15	-3.5
TEAM	6	5	--	30	(-30)	(-6.0)	--	--	-5.0
Costello, K.J.	5	24	37	102	(-65)	(-2.7)	--	7	-13.0
Total	8	130	401	211	190	1.5	5	20	23.8
Opponents	8	285	1,185	251	934	3.3	6	51	116.8

RECEIVING	G	No.	Yards	Avg./Rec.	TD	LG	Avg./G
Marks, Jo'quavious	8	50	211	4.2	--	19	26.4
Mitchell, Osirus	8	38	431	11.3	3	43	53.9
Walley, Jaden	8	35	462	13.2	1	51	57.8
Williams, Austin	8	33	256	7.8	2	19	32.--
Heath, Malik	7	31	253	8.2	3	32	36.1
Johnson, Dillon	8	31	127	4.1	--	10	15.9
Hill, Kylin	3	23	237	10.3	1	75	79.--
Payton, JaVonta	8	19	225	11.8	1	34	28.1
Gardner, Cameron	7	12	110	9.2	--	24	15.7
Shavers, Tyrell	4	9	107	11.9	1	37	26.8
Witherspoon, Lee	8	8	47	5.9	--	13	5.9
Spivey, Geor'quarius	8	7	102	14.6	--	41	12.8
Griffin, Lideatrick	6	3	15	5.0	--	8	2.5
Shrader, Garret	4	1	8	8.0	--	8	2.0
Jones, Kameron	3	1	5	5.0	--	5	1.7
Cumbest, Brad	4	1	2	2.0	--	2	-5
Johnson, Kwatrivious	6	1	(-3)	(-3.0)	--	--	(-0.5)
Total	8	303	2,595	8.6	12	75	324.4
Opponents	8	176	2,184	12.4	19	81	273.0

TOTAL OFFENSE	G	Plays	Rushing	Passing	Total	Avg./G
Rogers, Will	6	241	(-21)	1,312	1,291	215.2
Costello, K.J.	5	231	(-65)	1,283	1,218	243.6
Marks, Jo'quavious	8	45	157	--	157	19.6
Johnson, Dillon	8	28	91	--	91	11.4
Hill, Kylin	3	15	58	--	58	19.3
TEAM	6	7	(-30)	--	(-30)	(-5.0)
Total	8	568	190	2,595	2,785	348.1
Opponents	8	557	934	2,184	3,118	389.8

KICKOFF RETURNS	No.	Yards	Avg./Ret.	TD	LG
Payton, JaVonta	6	121	20.2	--	26
Walley, Jaden	1	11	11.0	--	11
Griffin, Lideatrick	1	32	32.0	--	32
Total	8	164	20.5	--	32
Opponents	4	85	21.2	--	30

PUNT RETURNS	No.	Yards	Avg./Ret.	TD	LG
Williams, Austin	6	43	7.2	--	17
Walley, Jaden	2	21	10.5	--	20
Total	8	64	8.0	--	20
Opponents	13	111	8.5	--	22

ALL-PURPOSE YARDAGE	G	Rushing	Receiving	Punt Returns	KO Returns	Int. Returns	Total	Avg./G
Walley, Jaden	8	--	462	21	11	--	494	61.8
Mitchell, Osirus	8	--	431	--	--	--	431	53.9
Marks, Jo'quavius	8	157	211	--	--	--	368	46.0
Payton, JaVonta	8	--	225	--	121	--	346	43.2
Williams, Austin	8	--	256	43	--	--	299	37.4
Hill, Kylin	3	58	237	--	--	--	295	98.3
Heath, Malik	7	--	253	--	--	--	253	36.1
Johnson, Dillon	8	91	127	--	--	--	218	27.2
Gardner, Cameron	7	--	110	--	--	--	110	15.7
Shavers, Tyrell	4	--	107	--	--	--	107	26.8
Spivey, Geor'quarius	8	--	102	--	--	--	102	12.8
Forbes, Emmanuel	8	--	--	--	--	60	60	7.5
Griffin, Lideatrick	6	--	15	--	32	--	47	7.8
Witherspoon, Lee	8	--	47	--	--	--	47	5.9
Duncan, Collin	7	--	--	--	--	28	28	4.0
Spencer, Marquiss	8	--	--	--	--	27	27	3.4
Furdge, Esaias	8	--	--	--	--	20	20	2.5
Shrader, Garret	4	--	8	--	--	--	8	2.0
Jones, Kameron	3	--	5	--	--	--	5	1.7
Cumbest, Brad	4	--	2	--	--	--	2	0.5
Johnson, Kwatrivous	6	--	(-3)	--	--	--	(-3)	(-0.5)
Rogers, Will	6	(-21)	--	--	--	--	(-21)	(-3.5)
TEAM	6	(-30)	--	--	--	--	(-30)	(-5.0)
Costello, K.J.	5	(-65)	--	--	--	--	(-65)	(-13.0)
Total	8	190	2,595	64	164	135	3,148	393.5
Opponents	8	934	2,184	111	85	224	3,538	442.2

..... Points After Touchdown .....									
SCORING	TD	FG	Kick	Rush	Rec.	Pass	DXP	Saf	Points
Ruiz, Brandon	--	6-7	18-18	--	--	--	--	--	36
Johnson, Dillon	4	--	--	--	--	--	--	--	24
Mitchell, Osirus	3	--	--	--	--	--	--	--	18
Heath, Malik	3	--	--	--	--	--	--	--	18
Williams, Austin	2	--	--	--	--	--	--	--	12
Shavers, Tyrell	1	--	--	--	--	--	--	--	6
Marks, Jo'quavius	1	--	--	--	--	--	--	--	6
Hill, Kylin	1	--	--	--	--	--	--	--	6
Payton, JaVonta	1	--	--	--	--	--	--	--	6
Forbes, Emmanuel	1	--	--	--	--	--	--	--	6
Walley, Jaden	1	--	--	--	--	--	--	--	6
TEAM	--	--	--	--	--	--	--	1	2
Total	18	6-7	18-18	--	--	--	--	1	146
Opponents	29	8-9	29-29	--	--	--	--	--	227

PUNTING	No.	Yards	Average	LG	TB	FC	I-20	50+	Blk.
Bowman, Reed	27	1,149	42.6	63	1	14	10	6	--
Day, Tucker	20	911	45.5	66	3	2	2	6	--
TEAM	1	--	--	--	--	--	--	--	1
Total	48	2,060	42.9	66	4	16	12	12	1
Opponents	40	1,753	43.8	58	4	19	19	10	--

FIELD GOALS	FG	Pct.	1-19	20-29	30-39	40-49	50+	LG	Blk.
Ruiz, Brandon	6-7	85.7	--	4-4	1-1	1-1	0-1	43	--

Progression [Makes in (##)]:- (35),(24),(43) | -- | 56 | -- | -- | (25) | (22) | (25)

KICKOFFS	No.	Yards	Average	TB	OB
Ruiz, Brandon	31	2019	65.1	27	--
Christmann, Jace	1	16	16.0	--	--
Total	32	2,035	63.6	27	--
Opponents	45	2,772	61.6	31	--

INTERCEPTIONS	No.	Yards	Average	TD	LG	FUMBLE RETURNS	No.	Yards	Average	TD	LG
Forbes, Emmanuel	2	60	30.0	1	60	Wheat, Tyrus	1	13	13.0	--	13
Duncan, Collin	1	28	28.0	--	28	<b>Total</b>	<b>1</b>	<b>13</b>	<b>13.0</b>	<b>--</b>	<b>13</b>
Furdge, Esaias	1	20	20.0	--	20	<b>Opponents</b>	<b>2</b>	<b>103</b>	<b>51.5</b>	<b>--</b>	<b>84</b>
Spencer, Marquiss	1	27	27.0	--	27						
Thompson, Erroll	1	--	--	--	--						
<b>Total</b>	<b>6</b>	<b>135</b>	<b>22.5</b>	<b>1</b>	<b>60</b>						
<b>Opponents</b>	<b>14</b>	<b>224</b>	<b>16.0</b>	<b>4</b>	<b>76</b>						

DEFENSE	G-GS	Solo	Assist	Total	TFL-Yards	Sacks-Yards	Int.-Yards	PBU	QBH	FR-Yards	FF	Blk	Safety
Thompson, Erroll	8-8	26	48	74	2.5-15	2.0-15	1-0	--	2	--	--	--	--
Emerson, Martin	8-8	34	22	56	1.5-2	--	--	8	--	--	--	--	--
Brule, Aaron	8-8	21	34	55	7.0-27	3.5-19	--	3	7	1-0	--	--	--
Preston Jr., Shawn	7-3	24	23	47	3.0-5	--	--	1	--	--	--	--	--
Murphy, Marcus	6-6	12	22	34	1.0-6	--	--	1	--	--	--	--	--
Duncan, Collin	7-4	17	16	33	2.5-4	--	1-28	1	1	--	1	--	--
Craft, Londyn	7-6	15	17	32	1.5-3	--	--	--	--	1-0	--	--	--
Spencer, Marquiss	8-8	14	14	28	8.0-30	3.0-18	1-27	--	1	--	1	--	--
Forbes, Emmanuel	8-6	14	12	26	0.5-1	--	2-60	4	1	--	--	--	--
Crumedy, Jaden	8-8	7	18	25	3.0-16	2.0-12	--	1	1	--	--	--	--
Watson, Nathaniel	8-2	11	12	23	2.0-4	--	--	1	--	--	--	--	--
Jones, Kobe	8-8	6	17	23	3.0-20	2.0-17	--	--	2	--	--	--	--
Davis, Jordan	6-0	6	14	20	--	--	--	1	--	--	--	--	--
Peters, Fred	4-4	10	10	20	--	--	--	1	--	1-0	1	--	--
Wheat, Tyrus	6-6	8	10	18	3.5-18	3.5-18	--	1	--	2-13	2	--	--
Pickering, Nathan	5-0	2	14	16	2.0-10	2.0-10	--	--	1	--	--	--	--
Furdge, Esaias	8-2	9	3	12	--	--	1-20	--	--	1-0	--	--	--
Guidry, Landon	5-1	8	4	12	1.5-5	--	--	--	--	--	--	--	--
Odom, Aaron	8-0	5	6	11	2.0-3	--	--	1	--	--	--	--	--
Young, Cameron	5-0	3	7	10	2.5-13	1.0-7	--	1	--	--	--	--	--
Harris, Jack	7-0	3	4	7	--	--	--	--	1	--	--	--	--
Payton, JaVonta	8-3	4	--	4	--	--	--	--	--	--	--	--	--
Timbs, Sherman	7-0	2	1	3	--	--	--	--	--	--	--	--	--
Lawrence, Dylan	1-0	--	3	3	--	--	--	--	--	--	--	--	--
Purvis, J.P.	3-0	2	--	2	--	--	--	--	--	--	--	--	--
Walley, Jaden	8-5	1	1	2	--	--	--	--	--	--	--	--	--
Jackson, James	8-2	1	--	1	--	--	--	--	--	--	--	--	--
Johnson, Jett	2-0	--	1	1	--	--	--	--	--	--	--	--	--
Hill, Kylin	3-3	1	--	1	--	--	--	--	--	--	--	--	--
Day, Tucker	6-0	--	1	1	--	--	--	--	--	--	--	--	--
Shavers, Tyrell	4-1	1	--	1	--	--	--	--	--	--	--	--	--
Heath, Malik	7-5	1	--	1	--	--	--	--	--	--	--	--	--
Griffin, Lideatrick	6-0	1	--	1	--	--	--	--	--	--	--	--	--
Witherspoon, Lee	8-0	--	1	1	--	--	--	--	--	--	--	--	--
Marks, Jo'quavious	8-6	1	--	1	--	--	--	--	--	--	--	--	--
Lawson, Tre	3-0	--	1	1	--	--	--	--	--	--	--	--	--
TEAM	6-0	--	--	--	--	--	--	--	--	--	--	--	1
<b>Total</b>	<b>8-0</b>	<b>270</b>	<b>336</b>	<b>606</b>	<b>47-182</b>	<b>19-116</b>	<b>6-135</b>	<b>25</b>	<b>17</b>	<b>6-13</b>	<b>5</b>	<b>--</b>	<b>1</b>
<b>Opponents</b>	<b>8-0</b>	<b>271</b>	<b>298</b>	<b>569</b>	<b>42-218</b>	<b>22-167</b>	<b>14-224</b>	<b>49</b>	<b>30</b>	<b>6-103</b>	<b>4</b>	<b>1</b>	<b>--</b>





JEVON BANKS

92

Defensive End | 6-2 | 285

Freshman (HS)

Olive Branch, Miss./Olive Branch

Major: Undeclared

» 2020

**Season:** Appeared in one game ... One of nine MSU true freshmen to debut in 2020 ... One of 23 Bulldogs to make their Mississippi State debut in 2020.

**Vanderbilt (11/7):** Made his collegiate debut.



PAUL BLACKWELL

43

Long Snapper | 5-10 | 205

Senior (1L)

Pascagoula, Miss./Resurrection Catholic

Major: Business Administration (Graduate)

» CAREER NOTES & RECORDS

**Career:** Walk-on long snapper ... Owns undergraduate degree in chemical engineering ... Handled all long snapping duties in 2019 and 2020 ... Two-time member of the SEC Fall Academic Honor Roll (2018-19).

» 2020

**Awards:** Named to Patrick Mannelly Award preseason watch list for the overall best long snapper in the FBS.

**Season:** Started eight games at long snapper.

» 2020 GAME-BY-GAME

*Tackles (Solo-Assisted-Total)*


at LSU 0-0-0; ARKANSAS 0-0-0; at Kentucky 0-0-0; TEXAS A&M 0-0-0; at Alabama 0-0-0; VANDERBILT 0-0-0; at Georgia 0-0-0; at Ole Miss 0-0-0.

» BLACKWELL'S CAREER STATISTICS & GAME HIGHS

	UA-A	TK	FF	FR	I	PBU	SACK	TFL
2018	-	-	-	-	-	-	-	-
2019	3-0	3	-	1	-	-	-	-
2020	-	-	-	-	-	-	-	-
<b>CAREER</b>	<b>3-0</b>	<b>3</b>	<b>-</b>	<b>1</b>	<b>-</b>	<b>-</b>	<b>-</b>	<b>-</b>

**Tackles** ..... 1; Three Times: Last Ole Miss, 11/28/19

**Fumble Recoveries** ..... 1; Kansas State, 9/14/19



REED BOWMAN

97

Punter | 6-0 | 200

Senior (SQ)

Magnolia, Texas/Texas Tech

Major: Marketing

» 2020

**Season:** Appeared in eight games with three starts at punter ... One of 23 student-athletes to make their Mississippi State debut in 2020 ... Served as the holder on all placements.


**at LSU (9/26):** Lone punt traveled 39 yards and pinned the Tigers inside their own 20-yard line. **Arkansas (10/3):** Punted three times for 138 yards (46.0 ypp) ... Boomed a long punt of 51 yards ... Pinned one punt inside the 20. **at Kentucky (10/10):** Landed his lone punt inside the 20-yard line. **Texas A&M (10/17):** Hit one punt for 38 yards. **at Alabama (10/31):** Punted five times for 196 yards ... Long punt traveled 54 yards ... Downed two punts inside the 20. **Vanderbilt (11/7):** Punted a career-high six times for a career-high 279 yards ... Put a career-best four punts inside the 20, with two landing inside the 10-yard line ... Booted a career-long 63-yard punt in the fourth quarter. **at Georgia (11/21):** Punted four times for 169 yards, an average of 42.2 yard per kick ... Sailed one punt 50 yards and landed one inside the 20 yard line. **at Ole Miss (11/28):** Hit five punts for an average of 43.4 yards ... Owned two punts of 50-plus yards ... Long punt traveled 51 yards.

» BOWMAN'S CAREER PUNTING STATISTICS & GAME HIGHS

	Punts	Yards	Avg.	I-20	FC	50+	LG	BLK
2018*	-	-	-	-	-	-	-	-
2019	2	82	41.0	1	-	1	51	-
2020	27	1,149	42.6	10	14	6	63	-
<b>CAREER</b>	<b>29</b>	<b>1,231</b>	<b>42.4</b>	<b>11</b>	<b>14</b>	<b>7</b>	<b>63</b>	<b>-</b>

\* - at Texas Tech

<b>Punts</b> .....	7; Vanderbilt, 11/7/20
<b>Punt Yards</b> .....	319; Vanderbilt, 11/7/20
<b>Punt Average</b> .....	46.0; Arkansas, 10/3/20
<b>Longest Punt</b> .....	63; Vanderbilt, 11/7/20
<b>50+ Yard Punt</b> .....	2; at Ole Miss, 11/28/20
<b>Punts Downed Inside the 20</b> .....	4; Vanderbilt, 11/7/20
<b>Punts Downed Inside the 10</b> .....	2; Vanderbilt, 11/7/20



AARON BRULE

3

Linebacker | 6-1 | 230

Sophomore (1L)

New Orleans, La./Archbishop Rummel

Major: Psychology

» 2020

**Season:** Started eight games ... One of 21 Bulldogs to make their first career start in 2020 ... Tied for No. 1 among FBS linebackers in total pressures generated (29) per PFF.

**Rankings:** Tied for No. 76 nationally and No. 6 in the SEC in fumbles recovered (1).

**at LSU (9/26):** Made his first career start ... Notched a career-best 10 tackles, six of which were unassisted ... Recorded a solo sack late in the fourth quarter. **Arkansas (10/3):** Finished with five tackles ... Added one sack ... Recovered a fourth-quarter fumble ... Graded as the top pass rusher for State (79.8) and was second on the team for tackling grade (80.4), according to PFF. **at Kentucky (10/10):** Posted five stops ... Logged a career-high 1.5 tackles for loss ... Part of a defense that allowed only 157 yards of total offense, the fewest yielded by the Bulldogs in an SEC contest since 2008 against Vanderbilt (107 yards). **Texas A&M (10/17):** Recorded four tackles and one pass break up ... PFF graded him as the team's No. 2 defender in coverage (75.8). **at Alabama (10/31):** Totaled five tackles. **Vanderbilt (11/7):** Finished with a career-high 13 tackles and 1.0 tackles for loss ... Combined with Martin Emerson on a tackle for loss on second-and-goal during State's defensive stand from the 1-yard line in the second quarter ... Finished with the second-highest pass rush (76.2) and rush defense (86.1) grades on the team, according to PFF. **at Georgia (11/21):** Recorded four tackles, including 1.5 for loss ... Combined with Marquiss Spencer for a sack ... Added two pass breakups ... Part of a defense that tallied 11 tackles for loss ... Helped hold Georgia to eight yards rushing, the fewest yards allowed by State in an SEC game since at least 2006. **at Ole Miss (11/28):** Logged nine stops ... Added one sack ... Took down Matt Corral for a sack on third-and-goal to force an Ole Miss field goal at the beginning of the fourth quarter.

» 2020 GAME-BY-GAME

*Tackles (Solo-Assisted-Total)*

at LSU 6-4-10; ARKANSAS 2-3-5; at Kentucky 3-2-5; TEXAS A&M 1-3-4; at Alabama 2-3-5; VANDERBILT 1-12-13; at Georgia 1-3-4; at Ole Miss 5-4-9.

» BRULE'S CAREER STATISTICS & GAME HIGHS

	UA-A	TK	FF	FR	I	PBU	SACK	TFL
2018	0-1	1	-	-	-	-	-	-
2019	2-9	11	-	1	-	-	1.0-3	1.5-4
2020	31-34	55	-	1	-	3	3.5-19	7.0-27
<b>CAREER</b>	<b>23-44</b>	<b>67</b>	<b>-</b>	<b>2</b>	<b>-</b>	<b>3</b>	<b>4.5-22</b>	<b>8.5-31</b>

<b>Tackles</b> .....	13; Vanderbilt, 11/7/20
<b>Tackles for Loss</b> .....	1.5; Twice: Last at Georgia, 11/21/20
<b>Sacks</b> .....	1.0; Four Times: Last at Ole Miss, 11/28/20
<b>Pass Breakups</b> .....	2; at Georgia, 11/21/20
<b>Fumbles Recovered</b> .....	1; Twice: Last Arkansas, 10/3/20

**NOTE:** Owns one career punt return (vs. Iowa; 2018).



JACE CHRISTMANN

47

Kicker | 6-0 | 195

Senior (3L)

Houston, Texas/Memorial

Major: Petroleum Engineering

» CAREER NOTES & RECORDS

**Career:** Walk-on kicker who has solidified himself as one of the best in program history ... Ranks tied for No. 4 on MSU's career scoring charts, equaling *Brian Hazelwood's* program record for points by a place kicker (218) ... Mississippi State career leader in PATs made (122) ... Owns school record with 95 straight PATs converted, a streak which was snapped at Auburn in 2019 ... For his career, is 32-for-40 (80.0%) on field goals and 122-for-123 (99.2%) on extra points ... Career field goal percentage of .800 is tied with Brent Smith (24-for-30; 2002-03) for tops in MSU history ... Sits No. 10 all-time at MSU in career field goals made (32) and No. 9 in career field goals attempted (40) ... Career-long field goal of 51 yards (at Tennessee; 10/12/19) ranks tied for No. 8 in program history ... Joined *Westin Graves* (104; 2014-16) as the only place kickers in program history to convert at least 100 extra points ... Owns the No. 5 (42; 2017), No. 6 (41; 2018) and No. 7 (39; 2019) spots on the single season extra point charts.

**NCAA Active Leaders:** Is No. 21 among active FBS kickers in field goal percentage (.800) ... Ranks No. 23 in extra points made (122) ... Sits No. 47 in field goals made (32) ... Is No. 53 in points per game (5.6).

» 2020

**Season:** Appeared in one game.

**at Ole Miss (11/28):** Had one kickoff, an onside kick attempt in the fourth quarter, which was recovered by Ole Miss.

» CHRISTMANN'S CAREER SCORING STATISTICS & GAME HIGHS

	FGM-A	%	0-19	20-29	30-39	40-49	50+	LG	XP	PTS
2017	12-14	.857	-	6-6	3-3	3-5	-	45	42-42	78
2018	12-16	.750	2-2	2-2	4-5	4-7	-	47	41-41	77
2019	8-10	.800	-	2-2	2-3	3-4	1-1	51	39-40	63
2020	-	-	-	-	-	-	-	-	-	-
<b>CAREER</b>	<b>32-40</b>	<b>.800</b>	<b>2-2</b>	<b>10-10</b>	<b>9-11</b>	<b>10-16</b>	<b>1-1</b>	<b>51</b>	<b>122-123</b>	<b>218</b>

**Field Goal Attempts** ..... 4; Auburn, 10/6/18 |

**Field Goals Made** ..... 3; Three Times: Last vs. Iowa, 1/1/19 |

**Longest Field Goal** ..... 51; Tennessee, 10/12/19 |

**PATs Made** ..... 8; Louisiana, 9/15/18 |

**Points** ..... 12; at Arkansas, 11/2/19 |

» CHRISTMANN'S CAREER KICKOFF STATISTICS

	No.	Yds	AVG	TB	OB
2017	-	-	-	-	-
2018	3	124	41.3	-	-
2019	3	99	33.0	-	-
2020	1	16	16.0	-	-
<b>CAREER</b>	<b>7</b>	<b>239</b>	<b>37.2</b>	<b>-</b>	<b>-</b>

**Kickoffs** ..... 2; Alabama, 11/17/19 |

**Kickoff Yards** ..... 60; Alabama, 11/17/19 |

**Kickoff Average** ..... 44.0; Louisiana Tech, 11/3/18 |



## K.J. COSTELLO

3

Quarterback | 6-5 | 225

Senior (GTR)

Rancho Santa Margarita, Calif./Stanford

Major: Business Administration (Grad)

### » CAREER NOTES & RECORDS

**Career:** Graduate transfer from Stanford ... Made 30 career starts at quarterback ... Owns his degree in political science from Stanford ... Owns 10 300-yard passing games in his career (7 in 2018; 1 in 2019; 2 in 2020) ... Has thrown four-or-more touchdown passes on six occasions (1 in 2017; 4 in 2018; 1 in 2020) ... Responsible for 58 career touchdowns (55 pass, 3 rush) ... Left Stanford among the top 10 all-time in passing efficiency (No. 3; 143.8), completions percentage (No. 5; .626), touchdown passes (No. 6; 49), passing completions (No. 8; 495), total offense (No. 8 tied; 6,247 yards), passing yards (No. 9; 6,151), passing attempts (No. 10; 791).

**NCAA Active Leaders:** Is No. 9 in passing yards per attempt (7.45) ... Sits No. 14 in completions (629) and passing yards (7,434) ... Ranks No. 18 in completion percentage (63.0%) and touchdown passes (55) ... Is No. 19 in total offense (7,465) ... Ranks No. 27 in the FBS in touchdowns responsible for (58) ... Sits No. 40 among active quarterbacks in career passing efficiency (138.17).

### » 2020

**Awards:** Tabbed SEC Offensive Player of the Week along with Maxwell and Walter Camp FBS National Offensive Player of the Week after throwing for a school and SEC-record 623 yards at LSU (9/26) ... Also garnered Davey O'Brien and Manning Award National Quarterback of the Week, and a helmet sticker from ESPN's College Football Final ... Preseason candidate for the Maxwell Award, which is presented annually to the most outstanding player in college football ... Named to the Johnny Unitas Golden Arm Award preseason watch list.

**Season:** Started five games ... One of 23 student-athletes to make their Mississippi State debut in 2020 ... Set the Mississippi State and SEC single-game record for yards passing at LSU with 623 yards, previously held by *Dak Prescott* (508; Arkansas, 2015) and Georgia's *Eric Zeier* (544; Southern Miss, 1993), respectively ... The 623 yards passing at LSU rank No. 11 in NCAA single-game history ... Is the first SEC quarterback to throw for 600 yards in a game ... Set the then-school standard for passing attempts (60) at LSU, besting *Joe Reed* (52; LSU, 1970) ... Surpassed Prescott (33; Arkansas, 2015) for most completions in a single game against Arkansas (43) ... Second quarterback in program history with back-to-back games of 30+ completions, joining Prescott (38 - at Arkansas, 2015; 31 - Ole Miss, 2015) ... Completed a school-record 12 straight passes against Arkansas, besting the 11 straight completions by *Garrett Shrader* (Kentucky, 2019) and *Dave Marler* (vs. Tennessee, 1978).

**Rankings:** Ranks No. 72 in the FBS and No. 11 in the SEC in passing yards (1,283) ... Sits tied for No. 95 in the NCAA and No. 11 in the SEC in passing touchdowns (6).

**at LSU (9/26):** Broke the SEC and MSU record for passing yards in a game with 623 yards, completing 36-of-60 passes with five touchdowns ... His 623 yards passing rank 11th in NCAA history ... The previous MSU record for passing yards in a game was 508 yards by *Dak Prescott* versus Arkansas in 2015 ... The previous SEC record was 544 yards by Georgia's *Eric Zeier* versus Southern Miss in 1993 ... Also set a then-MSU record with 60 passing attempts (52; Reed, 1970) ... Five touchdown passes tied the MSU school record (Last: Thompson, 2018) ... Completed 15 passes that were 20 yards or longer ... Was 7-of-11 passing on third downs, throwing for 194 yards and three touchdowns ... Found Kylin Hill for a 75-yard touchdown pass to answer LSU's touchdown in the third quarter and give MSU a 27-24 lead ... Connected with Osirus Mitchell in the end zone twice, including a 24-yard strike with 3:39 left in the game that made the score 44-34. **Arkansas (10/3):** Threw for 313 yards and one touchdown on 43-of-59 passing ... Surpassed *Dak Prescott* (38; at Arkansas, 2015) for MSU's single game completions mark (43), which was later broken by Will Rogers (45; at Ole Miss) ... Second quarterback in program history with 30 completions in consecutive games, joining Prescott (38 - at Arkansas, 2015; 31 - Ole Miss, 2015) ... Connected with JaVonta Payton for a 17-yard touchdown in the first quarter, capping a 75-yard drive. **at Kentucky (10/10):** Finished 36-of-55 passing for 232 yards ... Became the fastest MSU passer to reach 1,000 to start a season (three games) ... Combined with Will Rogers to throw 70 passing attempts, setting the SEC and MSU single-game records ... The previous MSU was 60 attempts, which occurred in each of the first two games of the 2020 season, while the SEC record was 69 by LSU against Auburn in 1999 ... The duo combined for an MSU record 45 completions, a mark that ranks third in SEC history. **Texas A&M (10/17):** Threw for 99 yards on 15-of-22 passing. **at Alabama (10/31):** Went 4-of-11 passing for 16 yards ... Played just three plays in the second quarter and didn't play the third and fourth quarters.

### »2020 GAME-BY-GAME

*Passing (Comp.-Att.-Yds.-TD-INT)*

at LSU 36-60-623-5-2; ARKANSAS 43-59-313-1-3; at Kentucky 36-55-232-0-4; TEXAS A&M 15-22-99-0-1; at Alabama 4-11-16-0-0; VANDERBILT DNP; at Georgia DNP; at Ole Miss DNP.

### » COSTELLO'S CAREER PASSING STATISTICS & GAME HIGHS

	C-A	Yds.	%	TD-INT	YPG	LG
2017*	124-211	1,573	58.8	14-4	143.0	50
2018*	269-413	3,540	65.1	29-11	272.3	80
2019*	102-167	1,038	61.1	6-3	207.6	79
2020	134-207	1,283	64.7	6-10	256.6	75
<b>CAREER</b>	<b>629-998</b>	<b>7,434</b>	<b>63.0</b>	<b>55-28</b>	<b>218.6</b>	<b>80</b>
<b>MSU</b>	<b>134-207</b>	<b>1,283</b>	<b>64.7</b>	<b>6-10</b>	<b>256.6</b>	<b>75</b>

\* - at Stanford

Pass Completions	43; Arkansas, 10/3/20
Pass Attempts	60; at LSU, 9/26/20
Passing Yards	623; at LSU, 9/26/20
Passing Touchdowns	5; Twice: Last at LSU, 9/26/20
Long Pass	80 yards; vs. San Diego State, 8/31/18*

### » 2020 GAME-BY-GAME

*Rushing (Carries-Yards-TD)*

at LSU 5-(-38)-0; ARKANSAS 4-4-0; at Kentucky 4-(-4)-0; TEXAS A&M 9-(-27)-0; at Alabama 2-4-0; VANDERBILT DNP; at Georgia DNP; at Ole Miss DNP.

### » COSTELLO'S CAREER OFFENSIVE STATISTICS & GAME HIGHS

	Att.-Yds.	YPC	TD	LG	Rec.-Yds.	YPC	TD	LG
2017*	28-92	3.3	3	25	-	-	-	-
2018*	42-(-20)	(-0.5)	-	45	-	-	-	-
2019*	18-24	1.3	-	14	1-(-12)	(-12.0)	-	-
2020	24-(-65)	(-2.7)	-	7	-	-	-	-
<b>CAREER</b>	<b>112-31</b>	<b>0.3</b>	<b>3</b>	<b>45</b>	<b>1-(-12)</b>	<b>(-12.0)</b>	<b>-</b>	<b>-</b>
<b>MSU</b>	<b>24-(-65)</b>	<b>(-2.7)</b>	<b>-</b>	<b>7</b>	<b>-</b>	<b>-</b>	<b>-</b>	<b>-</b>

\* - at Stanford

Rush Attempts	9; Texas A&M, 10/17/20
Rush Yards	45; Oregon State, 11/10/18*
Rushing Touchdowns	1; Three Times: Last at Washington State, 11/14/17*
Long Rush	45 yards; Oregon State, 11/10/18*

Receptions	1; Arizona, 10/26/19*
Receiving Yards	minus-12; Arizona, 10/26/19*
Long Reception	minus-12 yards; Arizona, 10/26/19*

Total Offense Yards	585; at LSU, 9/26/20
All-Purpose Yards	45; Oregon State, 11/10/18*



## LONDYN CRAFT

28

Safety | 6-0 | 200

Junior (SQ)

Rio Rancho, N.M./IMG Academy

Major: Human Development & Family Science

### » 2020

**Season:** Appeared in seven games with six starts ... One of 21 Bulldogs to make their first career start in 2020.

**Rankings:** Tied for No. 73 nationally and No. 6 in the SEC in fumbles recovered (1).

**at LSU (9/26):** Made his first career start ... Record four tackles. **Arkansas (10/3):** Picked up his first career fumble recovery in the second quarter, preventing the Razorbacks from scoring at the goal line ... Added two tackles ... Finished with the highest rushing defense grade (75.5) on the team, according to PFF. **at Kentucky (10/10):** Made five tackles ... Part of a defense that allowed only 157 yards of total offense, the fewest yielded by the Bulldogs in an SEC contest since 2008 against Vanderbilt (107 yards). **Texas A&M (10/17):** Recorded six tackles. **at Alabama (10/31):** Totaled four tackles. **at Georgia (11/21):** Finished with a career-high seven tackles and recorded his first career tackle for loss, ending with 1.5 ... Part of a defense that tallied 11 tackles for loss ... Helped hold Georgia to eight yards rushing, the fewest yards allowed by State in an SEC game since at least 2006 ... Earned the highest tackling grade (86.5) on the team and ranked second in rush defense (76.3), according to PFF. **at Ole Miss (11/28):** Logged four stops.

### » 2020 GAME-BY-GAME

*Tackles (Solo-Assisted-Total)*

at LSU 1-3-4; ARKANSAS 2-0-2; at Kentucky 3-2-5; TEXAS A&M 1-5-6; at Alabama 2-2-4; VANDERBILT DNP; at Georgia 4-3-7; at Ole Miss 2-2-4.

### » CRAFT'S CAREER STATISTICS & GAME HIGHS

	UA-A	TK	FF	FR	I	PBU	SACK	TFL
2018	-	-	-	-	-	-	-	-
2019	0-1	1	-	-	-	-	-	-
2020	15-17	32	-	1	-	-	-	1.5-3
<b>CAREER</b>	<b>15-18</b>	<b>33</b>	<b>-</b>	<b>1</b>	<b>-</b>	<b>-</b>	<b>-</b>	<b>1.5-3</b>

**Tackles** ..... 7; at Georgia 11/21/20

**Tackles for Loss** ..... 1.5; at Georgia 11/21/20

**Fumble Recoveries** ..... 1; Arkansas, 10/3/20



## CHARLES CROSS

67

Offensive Line | 6-5 | 290

Freshman (RS)

Laurel, Miss./Laurel

Major: Business Administration

### » CAREER NOTES & RECORDS

**Career:** Five-star offensive tackle and No. 1 prospect in Mississippi as a senior.

### » 2020

**Season:** Started seven games ... One of 21 Bulldogs to make their first career start in 2020.

**at LSU (9/26):** Made his first career start at left tackle, playing every offensive snap ... Helped protect K.J. Costello as he passed for an SEC and MSU record 623 yards and five touchdowns. **Arkansas (10/3):** Played every offensive snap at left tackle ... Helped State record 400 yards of offense ... Graded as MSU's top offensive lineman (70.1) and pass blocker (80.6), according to PFF. **at Kentucky (10/10):** Helped protect K.J. Costello and Will Rogers as the duo combined to attempt an SEC and MSU-record 70 passes ... Led the team in run blocking grade (74.1), according to PFF. **at Alabama (10/31):** Earned the highest offensive grade (71.8) on the team from PFF ... Graded as the No. 2 pass blocker (88.5), which tied for No. 7 in the FBS for the week. **at Ole Miss (11/28):** Protected Will Rogers to the tune of 440 yards passing - an MSU freshman record - and a school-record 45 completions.



## JADEN CRUMEDY

94

Defensive Tackle | 6-5 | 300

Sophomore (1L)

Hattiesburg, Miss./Oak Grove

Major: Industrial Tech

### » 2020

**Season:** Started eight games.

**at LSU (9/26):** Logged two tackles ... Recorded one sack for a six-yard loss to force the Tigers into a third-and-long situation with less than 3:30 left in the game. **Arkansas (10/3):** Tallied three stops. **at Kentucky (10/10):** Posted one tackle ... Part of a defense that allowed only 157 yards of total offense, the fewest yielded by the Bulldogs in an SEC contest since 2008 against Vanderbilt (107 yards). **Texas A&M:** Logged three stops. **at Alabama (10/31):** Totaled two tackles. **Vanderbilt (11/7):** Finished with a career-high seven tackles ... Combined with Aaron Brule on a fourth-quarter tackle for loss. **at Georgia (11/21):** Recorded three tackles ... Added one sack ... Part of a defense that tallied 11 tackles for loss ... Helped hold Georgia to eight yards rushing, the fewest yards allowed by State in an SEC game since at least 2006. **at Ole Miss (11/28):** Logged four stops ... Combined with Kobe Jones on a fourth-quarter tackle for loss.

#### » 2020 GAME-BY-GAME

##### Tackles (Solo-Assisted-Total)

at LSU 1-1-2; ARKANSAS 0-3-3; at Kentucky 1-0-1; TEXAS A&M 0-3-3; at Alabama 2-0-2; VANDERBILT 0-7-7; at Georgia 1-2-3; at Ole Miss 2-2-4.

#### » CRUMEDY'S CAREER STATISTICS & GAME HIGHS

	UA-A	TK	FF	FR	I	PBU	SACK	TFL
2019	8-10	18	-	-	-	-	1.0-6	2.0-7
2020	7-18	21	-	-	-	1	2.0-12	3.0-16
<b>CAREER</b>	<b>15-28</b>	<b>43</b>	<b>-</b>	<b>-</b>	<b>-</b>	<b>1</b>	<b>3.0-18</b>	<b>5.0-23</b>

**Tackles** ..... 7; Vanderbilt, 11/7/20  
**Tackles for Loss** ..... 1.0; Four Times: Last at Georgia, 11/21/20  
**Sacks** ..... 1.0; Three Times; Last at Georgia 11/21/20  
**Pass Breakups** ..... 1; at LSU, 9/26/20



#### BRAD CUMBEST

25

Wide Receiver | 6-5 | 245  
 Sophomore (1L)  
 Hurley, Miss./East Central  
 Major: Psychology

#### » CAREER NOTES & RECORDS

**Career:** Also a member of the Mississippi State baseball program.

#### » 2020

**Season:** Appeared in four games with one start ... One of 21 Bulldogs to make their first career start in 2020 ... See time on offense and special teams.

**at Alabama (10/31):** Made first career start... Recorded one catch for two yards.

#### » 2020 GAME-BY-GAME

##### Receiving (Receptions-Yards-TD)

at LSU DNP; ARKANSAS DNP; at Kentucky 0-0-0; TEXAS A&M 0-0-0; at Alabama 1-2-0; VANDERBILT 0-0-0; at Georgia DNP; at Ole Miss DNP.

#### » CUMBEST'S CAREER STATISTICS & GAME HIGHS

	Att.-Yds.	Avg.	TD	LG	Rec.-Yds.	YPC	TD	LG
2018	-	-	-	-	1-21	21.0	-	21
2019	-	-	-	-	2-16	8.0	-	8
2020	-	-	-	-	1-2	2.0	-	2
<b>CAREER</b>	<b>-</b>	<b>-</b>	<b>-</b>	<b>-</b>	<b>4-39</b>	<b>9.8</b>	<b>-</b>	<b>21</b>

**Receptions** ..... 2; at Arkansas, 11/2/19  
**Receiving Yards** ..... 21; Louisiana, 9/15/18  
**Longest Reception** ..... 21 yards; Louisiana, 9/15/18



#### BRANDON CUNNINGHAM

72

Offensive Line | 6-4 | 300  
 Freshman (RS)  
 St. Martin, Miss./St. Martin  
 Major: Marketing

#### » 2020

**Season:** Appeared in eight games with one start ... One of 23 student-athletes to make their Mississippi State debut in 2020 ... One of 21 Bulldogs to make their first career start in 2020.

**at LSU (9/26):** Made collegiate debut. **at Alabama (10/31):** Saw action at right guard. **Vanderbilt (11/7):** Earned his first career start, getting the nod at right tackle.



#### JORDAN DAVIS

6

Linebacker | 6-4 | 260  
 Junior (JC)  
 Memphis, Tenn./Copiah-Lincoln [MS] CC  
 Major: Communication

#### » 2020

**Season:** Appeared in six games ... One of 23 student-athletes to make their Mississippi State debut in 2020.

**at LSU (9/26):** Recorded six tackles and one pass break up in his MSU debut ... Forced the third-quarter interception with pressure of Myles Brennan, which eventually led to MSU's fourth touchdown of the game. **Arkansas (10/3):** Finished with two stops. **at Kentucky (10/10):** Tallied one tackle ... Part of a defense that allowed only 157 yards of total offense, the fewest yielded by the Bulldogs in an SEC contest since 2008 against Vanderbilt (107 yards). **Texas A&M (10/17):** Recorded five tackles. **at Alabama (10/31):** Totaled three stops. **Vanderbilt (11/7):** Finished with three tackles.

#### » 2020 GAME-BY-GAME

##### Tackles (Solo-Assisted-Total)

at LSU 2-4-6; ARKANSAS 0-2-2; at Kentucky 0-1-1; TEXAS A&M 0-5-5; at Alabama 1-2-3; VANDERBILT 3-0-3; at Georgia DNP; at Ole Miss DNP.

#### » DAVIS' CAREER STATISTICS & GAME HIGHS

	UA-A	TK	FF	FR	I	PBU	SACK	TFL
2020	6-14	20	-	-	-	1	-	-
<b>CAREER</b>	<b>6-14</b>	<b>20</b>	<b>-</b>	<b>-</b>	<b>-</b>	<b>1</b>	<b>-</b>	<b>-</b>

**Tackles** ..... 6; at LSU, 9/26/20  
**Pass Breakups** ..... 1; at LSU, 9/26/20



#### TUCKER DAY

37

Punter | 6-0 | 210  
 Junior (2L)  
 Brentwood, Tenn./Brentwood  
 Major: Political Science

#### » CAREER NOTES & RECORDS

**Career:** Versatile and experienced specialist ... Earned a year of eligibility back after an injury in 2017 ... Team's primary punter in 2018 and 2019 ... Longest career punt is 70 yards, which he has recorded twice ... Pinned 28 punts inside the 20-yard line and nine inside the 10-yard line... Owns 21 punts of 50-plus yards.

**NCAA Active Leaders:** Sits No. 35 nationally in punting average (41.8) ... Ranks No. 46 in the FBS in total punting yards (4,936).

#### » 2020

**Season:** Appeared in six games with five starts at punter ... Set the MSU single game record for punting average at Kentucky (59.6 ypp), which surpassed *Andy Russ* (51.4; at Kentucky, 1996).

**at LSU (9/26):** Averaged 47.5 yards on two punts ... Recorded a 58-yard punt in the first quarter. **Arkansas (10/3):** Punted twice for a 37.5 average. **at Kentucky (10/10):** Recorded five punts for 298 yards ... Averaged a program single game record 59.6 yards per punt ... Hit four 60-plus yard punts, with two downed inside the 20-yard line ... His four punts of 50-plus yards marked a career best ... Downed a third quarter punt at the UK 2-yard line. **Texas A&M (10/17):** Punted five times for 216 yards ... Long punt traveled 54 yards ... Had one tackle. **at Alabama (10/31):** Punted five times for 192 yards. **at Ole Miss (11/28):** Hit one punt for 35 yards.

#### » DAY'S CAREER PUNTING STATISTICS & GAME HIGHS

	Punts	Yards	Avg.	I-20	FC	50+	LG	BLK
2017	-	-	-	-	-	-	-	-
2018	47	1,851	39.4	13	19	4	70	-
2019	51	2,174	42.6	13	10	11	70	-
2020	20	911	45.5	2	2	6	66	-
<b>CAREER</b>	<b>118</b>	<b>4,936</b>	<b>41.8</b>	<b>28</b>	<b>31</b>	<b>21</b>	<b>70</b>	<b>-</b>

**Punt Attempts** ..... 8; at Alabama, 11/10/18  
**Punt Yards** ..... 298; at Kentucky, 10/10/20  
**Punt Average** ..... 59.6; at Kentucky, 10/10/20  
**Long Punt** ..... 70; Twice: Last LSU, 10/19/19  
**50+ Yard Punts** ..... 4; at Kentucky, 10/10/20  
**Punts Downed Inside the 20** ..... 3; Twice: Last Southern Miss, 9/7/19  
**Punts Downed Inside the 10** ..... 2; Twice: Last Southern Miss, 9/7/19

**NOTE:** Is 2-of-4 on field goal attempts ... Long field goal is 40 yards (Charleston Southern; 2017) ... Owns eight career PATs ... Has 19 career kickoffs for an average of 59.0 yards per kickoff ... Rushed once for four yards (Ole Miss; 2019) ... Has two career tackles (1 in 2018, 1 in 2020).



#### COLLIN DUNCAN

19

Safety | 6-0 | 205  
 Sophomore (SQ)  
 Montgomery, Ala./St. James School  
 Major: Kinesiology

#### » 2020

**Season:** Appeared in seven games with four starts ... One of 21 Bulldogs to make their first career start in 2020.

**at LSU (9/26):** Recorded one tackle. **Texas A&M (10/17):** Posted five stops ... Recorded his first career tackle for loss, a combined stop with Erroll Thompson. **at Alabama (10/31):** Earned his first career start ... Totaled a career-best seven tackles. **Vanderbilt (11/7):** Finished with a career-high seven tackles ... Recorded his first career interception and forced his first career fumble ... Intercepted a pass on the opening drive of the game and returned it 28 yards, setting up State's first touchdown of the game ... Part of a defense that forced a season-high five turnovers, the most in a game by the Bulldogs since Nov. 17, 2012, against Arkansas (5). **at Georgia (11/21):** Recorded four tackles, including one for loss ... Part of a defense that tallied 11 tackles for loss ... Helped hold Georgia to eight yards rushing, the fewest yards allowed by State in an SEC game since at least 2006. **at Ole Miss (11/28):** Totaled nine stops ... Logged a solo tackle for loss in the second quarter ... Broke up a fourth down pass in the end zone to thwart an Ole Miss drive inside the MSU 10-yard line in the second quarter.

#### » 2020 GAME-BY-GAME

##### Tackles (Solo-Assisted-Total)

at LSU 1-0-1; ARKANSAS 0-0-0; at Kentucky DNP; TEXAS A&M 1-4-5; at Alabama 5-2-7; VANDERBILT 2-5-7; at Georgia 3-1-4; at Ole Miss 5-4-9.

#### » DUNCAN'S CAREER STATISTICS & GAME HIGHS

	UA-A	TK	FF	FR	I	PBU	SACK	TFL
2019	1-0	1	-	-	-	-	-	-
2020	17-16	24	1	-	1	1	-	2.5-4
<b>CAREER</b>	<b>18-16</b>	<b>34</b>	<b>1</b>	<b>-</b>	<b>1</b>	<b>1</b>	<b>-</b>	<b>2.5-4</b>

**Tackles** ..... 9; at Ole Miss, 11/28/20  
**Tackles for Loss** ..... 1.0; Twice: Last at Ole Miss, 11/28/20  
**Interceptions** ..... 1; Vanderbilt, 11/7/20  
**Pass Breakups** ..... 1; at Ole Miss, 11/28/20  
**Fumbles Forced** ..... 1; Vanderbilt, 11/7/20



#### GREG EILAND

55

Offensive Line | 6-8 | 335  
 Senior (3L)  
 Philadelphia, Miss./Philadelphia  
 Major: Industrial Tech

#### » CAREER NOTES & RECORDS

**Career:** Appeared in 44 career games with 31 starts on the offensive line.

#### » 2020

**Season:** Appeared in seven games with six starts.

**at LSU (9/26):** Started at left guard, playing 69 snaps at the position ... Helped protect K.J. Costello as he passed for an SEC and MSU record 623 yards and five touchdowns. **at Kentucky (10/10):** Earned the start at left guard ... Also saw action at right tackle ... Helped protect K.J. Costello and Will Rogers as the duo combined to attempt an SEC and MSU-record 70 passes. **Vanderbilt (11/7):** Started at left tackle. **at Georgia (11/21):** Played every offensive snap at left guard ... Earned the second-best pass blocking grade (80.1) on the team by PFF. **at Ole Miss (11/28):** Protected Will Rogers to the tune of 440 yards passing - an MSU freshman record - and a school-record 45 completions.



**MARTIN EMERSON****1**

Cornerback | 6-2 | 195  
 Sophomore (11)  
 Pensacola, Fla./Pine Forest  
 Major: Undeclared

**» 2020**

**Season:** Started eight games.

**Rankings:** Graded as the No. 8 cornerback in the FBS and No. 2 in the SEC in coverage grade (83.6) by PFF (min. 200 coverage snaps) ... One of eight Power Five cornerbacks with zero touchdowns allowed in coverage per PFF (min. 200 coverage snaps) ... Tied for No. 10 in forced incompletions among Power Five cornerbacks, according to PFF (min. 200 coverage snaps).

**at LSU (9/26):** Finished with four tackles. **Arkansas (10/3):** Recorded eight stops with one tackle for loss ... Graded as State's top defender (74.8) and best in coverage (73.0) according to PFF ... Allowed just 18 yards on four targets. **at Kentucky (10/10):** Posted one tackle and one pass breakup ... Part of a defense that allowed only 157 yards of total offense, the fewest yielded by the Bulldogs in an SEC contest since 2008 against Vanderbilt (107 yards). **Texas A&M (10/17):** Logged nine tackles, including four solo stops ... Broke up one pass ... Graded as State's top tackler (83.0), according to PFF. **at Alabama (10/31):** Totaled five stops. **Vanderbilt (11/7):** Finished with 10 tackles, including five solo ... Added half a tackle for loss and one pass breakup ... Combined with Aaron Brule for a tackle for loss on second-and-goal during State's defensive stand from the 1-yard line in the second quarter. **at Georgia (11/21):** Recorded 11 tackles, all solo stops, to lead the team ... Broke up a career-high four passes, including back-to-back throws to the end zone in the fourth quarter ... Helped hold Georgia to eight yards rushing, the fewest yards allowed by State in an SEC game since at least 2006 ... Led the team and ranked 15th in the country in coverage grade (86.8) during Week 12 ... Graded as State's top defender (87.7) and was second in tackling (84.8), according to PFF. **at Ole Miss (11/28):** Logged eight tackles and one pass breakup.

**» 2020 GAME-BY-GAME**

**Tackles (Solo-Assisted-Total)**

at LSU 1-3-4; ARKANSAS 5-3-8; at Kentucky 1-0-1; TEXAS A&M 4-5-9; at Alabama 2-3-5; Vanderbilt 5-5-10; at Georgia 11-0-11; at Ole Miss 5-3-8.

**» EMERSON'S CAREER STATISTICS & GAME HIGHS**

	UA-A	TK	FF	FR	I	PBU	SACK	TFL
2019	17-15	32	1	-	1	2	-	1.5-1
2020	34-22	56	-	-	-	8	-	1.5-2
<b>CAREER</b>	<b>51-37</b>	<b>88</b>	<b>1</b>	<b>-</b>	<b>1</b>	<b>10</b>	<b>-</b>	<b>3.0-3</b>

**Tackles** ..... 11; at Georgia, 11/21/20  
**Tackles for Loss** ..... 1.0; Twice: Last Arkansas, 10/3/20  
**Interceptions** ..... 1; Southern Miss, 9/7/19  
**Pass Breakups** ..... 4; at Georgia, 11/21/20  
**Fumbles Forced** ..... 1; at Arkansas, 11/2/19

**EMMANUEL FORBES****13**

Cornerback | 6-0 | 160  
 Freshman (HS)  
 Grenada, Miss./Grenada  
 Major: Undeclared

**» CAREER NOTES & RECORDS**

**NCAA Active Leaders:** Tied for No. 19 in the FBS in interceptions return touchdowns (1).

**» 2020**

**Awards:** Named to the Football Writers' Association of America's Freshman All-America watch list.

**Season:** Appeared in eight games with six starts ... One of nine MSU true freshmen to debut in 2020 ... One of 21 Bulldogs to make their first career start in 2020 ... One of 23 student-athletes to make their Mississippi State debut in 2020.

**Rankings:** Ranks tied for No. 52 nationally and No. 9 in the SEC in interceptions (2) ... One of eight true freshmen nationally with multiple interceptions on the season.

**at LSU (9/26):** Made his collegiate debut ... Played 49 total snaps ... Intercepted Myles Brennan in the end zone as time expired for his first career interception ... Had one tackle ... Earned the third-highest coverage grade on the team for the game, according to PFF ... Didn't allow a catch on three targets. **at Kentucky (10/10):** Earned his first career start ... Posted two tackles and two pass break ups ... Part of a defense that allowed only 157 yards of total offense, the fewest yielded by the Bulldogs in an SEC contest since 2008 against Vanderbilt (107 yards) ... Allowed just one reception on four targets, according to PFF. **Texas A&M (10/17):** Grabbed his second career interception and returned it 60 yards for his first career touchdown ... Marked the longest interception return by a Bulldog since Jamal Peters in 2017 (90 yards; Texas A&M) ... Added four tackles ... Graded as the team's top rush defender (72.8), according to PFF. **at Alabama (10/31):** Totaled six tackles and added one pass breakup. **Vanderbilt (11/7):** Finished with four tackles and one pass breakup. **at Georgia (11/21):** Recorded five tackles, including half a tackle for loss ... Part of a defense that tallied 11 tackles for loss ... Helped hold Georgia to eight yards rushing, the fewest yards allowed by State in an SEC game since at least 2006. **at Ole Miss (11/28):** Owned four stops.

**» 2020 GAME-BY-GAME**

**Tackles (Solo-Assisted-Total)**

at LSU 0-1-1; ARKANSAS 0-0-0; at Kentucky 1-1-2; TEXAS A&M 1-3-4; at Alabama 5-1-6; VANDERBILT 3-1-4; at Georgia 2-3-5; at Ole Miss 2-2-4.

**» FORBES' CAREER STATISTICS & GAME HIGHS**

	UA-A	TK	FF	FR	I	PBU	SACK	TFL
2020	14-12	26	-	-	2	4	-	0.5-1
<b>CAREER</b>	<b>14-12</b>	<b>26</b>	<b>-</b>	<b>-</b>	<b>2</b>	<b>4</b>	<b>-</b>	<b>0.5-1</b>

**Tackles** ..... 6; at Alabama, 10/31/20  
**Tackles for Loss** ..... 0.5; at Georgia, 11/21/20  
**Interceptions** ..... 1; Twice: Last Texas A&M, 10/17/20  
**Pass Breakups** ..... 2; at Kentucky, 10/10/20

**ESAIAS FURDGE****27**

Cornerback | 6-0 | 185  
 Sophomore (SQ)  
 Clarksdale, Miss./Clarksdale  
 Major: Industrial Technology

**» 2020**

**Season:** Appeared in eight games with two starts ... One of 21 Bulldogs to make their first career start in 2020.

**Rankings:** Sits tied for No. 73 in the FBS and No. 6 in the SEC in fumbles recovered (1).

**at LSU (9/26):** Made his first career start ... Posted a career-best six tackles ... Grabbed his first career interception, which he returned 20 yards to set up a third-quarter touchdown drive that made the score 34-24 with 14:14 left in the game. **Arkansas (10/3):** Recorded five tackles. **Vanderbilt (11/7):** Recovered his first career fumble in the third quarter ... Part of a defense that forced a season-high five turnovers, the most in a game by the Bulldogs since Nov. 17, 2012, against Arkansas (5) ... Added one tackle.

**» 2020 GAME-BY-GAME**

**Tackles (Solo-Assisted-Total)**

at LSU 5-1-6; ARKANSAS 3-2-5; at Kentucky 0-0-0; TEXAS A&M 0-0-0; at Alabama 0-0-0; VANDERBILT 1-0-1; at Georgia 0-0-0; at Ole Miss 0-0-0.

**» FURDGE'S CAREER STATISTICS & GAME HIGHS**

	UA-A	TK	FF	FR	I	PBU	SACK	TFL
2018	-	-	-	-	-	-	-	-
2019	-	-	-	DNP	-	-	-	-
2020	9-3	12	-	-	1	-	-	-
<b>CAREER</b>	<b>9-3</b>	<b>12</b>	<b>-</b>	<b>1</b>	<b>1</b>	<b>-</b>	<b>-</b>	<b>-</b>

**Tackles** ..... 6; at LSU, 9/26/20  
**Interceptions** ..... 1; at LSU, 9/26/20  
**Fumbles Recovered** ..... 1; Vanderbilt, 11/7/20

**CAMERON GARDNER****18**

Wide Receiver | 6-4 | 220  
 Sophomore (11)  
 Starkville, Miss./Starkville  
 Major: Undeclared

**» 2020**

**Season:** Appeared in seven games with three starts ... Seen time on offense and special teams.

**at LSU (9/26):** Caught two passes for a career-high 35 yards ... Had a career-long catch of 24 yards ... Both of his receptions went for first downs. **Arkansas (10/3):** Earned his first start of the season ... Finished with three receptions ... Totaled 32 yards ... Two receptions were first downs. **at Kentucky (10/10):** Totaled 20 yards on three catches ... Combined with State's receiving corp to haul in an MSU-record 45 completions. **at Georgia (11/21):** Recorded three receptions for 18 yards. **at Ole Miss (11/28):** Made one catch for five yards.

**» 2020 GAME-BY-GAME**

**Receiving (Receptions-Yards-TD)**

at LSU 2-35-0; ARKANSAS 3-32-0; at Kentucky 3-20-0; TEXAS A&M DNP; at Alabama 0-0-0; VANDERBILT 0-0-0; at Georgia 3-18-0; at Ole Miss 1-5-0.

**» GARDNER'S CAREER STATISTICS & GAME HIGHS**

	Att.-Yds.	Avg.	TD	LG	Rec.-Yds.	YPC	TD	LG
2018	-	-	-	-	-	-	-	-
2019	-	-	-	-	1-7	7.0	-	7
2020	-	-	-	-	12-110	9.2	-	24
<b>CAREER</b>	<b>-</b>	<b>-</b>	<b>-</b>	<b>-</b>	<b>13-117</b>	<b>9.0</b>	<b>-</b>	<b>24</b>

**Receptions** ..... 3; Twice: Last at Georgia, 11/21/20  
**Receiving Yards** ..... 35; at LSU, 9/26/20  
**Longest Reception** ..... 24; at LSU, 9/26/20



**LIDEATRICK GRIFFIN** 81  
Wide Receiver | 5-10 | 175  
Freshman (HS)  
Philadelphia, Miss./Philadelphia  
Major: Undeclared

» 2020

**Season:** Appeared in six games ... One of nine MSU true freshmen to debut in 2020 ... One of 23 student-athletes to make their Mississippi State debut in 2020.

**at LSU (9/26):** Made his collegiate debut. **Vanderbilt (11/7):** Returned the first kickoff of his career for 32 yards. **at Georgia (11/21):** Finished with three catches and 15 yards receiving ... Recorded his first career catch for eight yards in the first quarter ... Also recorded the first tackle of his career.

» 2020 GAME-BY-GAME

Receiving (Receptions-Yards-TD)

at LSU 0-0-0; ARKANSAS 0-0-0; at Kentucky 0-0-0; TEXAS A&M DNP; at Alabama 0-0-0; VANDERBILT 0-0-0; at Georgia 3-15-0; at Ole Miss 0-0-0.

» GRIFFIN'S CAREER STATISTICS & GAME HIGHS

	Att.-Yds.	Avg.	TD	LG	Rec.-Yds.	YPC	TD	LG
2020	-	-	-	-	3-15	5.0	-	8
CAREER	-	-	-	-	3-15	5.0	-	8

Receptions	3; at Georgia, 11/21/20
Receiving Yards	15; at Georgia, 11/21/20
Longest Reception	8 yards; at Georgia, 11/21/20

» 2020 GAME-BY-GAME

Kickoff Returns (Returns-Yards-TD-YPR)

at LSU 0-0-0-0-0; ARKANSAS 0-0-0-0-0; at Kentucky DNP; TEXAS A&M DNP; at Alabama 0-0-0-0-0; VANDERBILT 1-32-0-32.0; at Georgia 0-0-0-0-0.

» GRIFFIN'S CAREER KICKOFF RETURN STATISTICS & GAME HIGHS

	No.	Yds.	Avg.	TD	LG
2020	1	32	32.0	-	32
CAREER	1	32	32.0	-	32

Kick Returns	1; Vanderbilt, 11/7/20
Kick Return Yards	32; Vanderbilt, 11/7/20
Long Kick Return	32 yards; Vanderbilt, 11/7/20

**NOTE:** Owns one career tackle on special teams (at Georgia, 2020).



**RODNEY GROCE JR.** 54  
Linebacker | 6-2 | 245  
Freshman (HS)  
Pleasant Grove, Ala./Pleasant Grove  
Major: Undeclared

» 2020

**Season:** Appeared in one game ... One of nine MSU true freshmen to debut in 2020 ... One of 23 student-athletes to make their Mississippi State debut in 2020.

**at LSU (9/26):** Made his collegiate debut.

» 2020 GAME-BY-GAME

Tackles (Solo-Assisted-Total)

at LSU 0-0-0; ARKANSAS DNP; at Kentucky DNP; TEXAS A&M DNP; at Alabama DNP; VANDERBILT DNP; at Georgia DNP; at Ole Miss DNP.



**LANDON GUIDRY** 35  
Safety | 6-0 | 195  
Junior (2L)  
Spring Hill, Tenn./Independence  
Major: Psychology

» 2020

**Season:** Appeared in five games with one start ... One of 21 Bulldogs to make their first career start in 2020.

**at Alabama (10/31):** Totaled one tackle ... Recorded 0.5 tackles for loss, his first career stop behind the line. **Vanderbilt (11/7):** Finished with a career-high nine tackles, including six solo stops ... Recorded a career-best 1.0 tackles for loss ... Earned the top tackling grade (85.8) on the team by PFF. **at Georgia (11/21):** Recorded one tackle ... Helped hold Georgia to eight yards rushing, the fewest yards allowed by State in an SEC game since at least 2006. **at Ole Miss (11/28):** Made first career start ... Logged one stop.

» 2020 GAME-BY-GAME

Tackles (Solo-Assisted-Total)

at LSU DNP; ARKANSAS DNP; at Kentucky 0-0-0; TEXAS A&M DNP; at Alabama 0-1-1; VANDERBILT 6-3-9; at Georgia 1-0-1; at Ole Miss 1-0-1.

» GUIDRY'S CAREER STATISTICS & GAME HIGHS

	UA-A	TK	FF	FR	I	PBU	SACK	TFL
2018	-	-	-	-	-	-	-	-
2019	1-5	6	-	-	-	-	-	-
2020	8-4	12	-	-	-	-	-	1.5-5
CAREER	9-9	18	-	-	-	-	-	1.5-5

Tackles	9; Vanderbilt, 11/7/20
Tackles for Loss	1.0; Vanderbilt, 11/7/20



**JACK HARRIS** 15  
Defensive End | 6-3 | 250  
Freshman (RS)  
Sumrall, Miss./Oak Grove  
Major: Undeclared

» 2020

**Season:** Appeared in seven games.

**at LSU (9/26):** Recorded a two tackles. **at Kentucky (10/10):** Posted two stops ... Part of a defense that allowed only 157 yards of total offense, the fewest yielded by the Bulldogs in an SEC contest since 2008 against Vanderbilt (107 yards). **at Alabama (10/31):** Totaled a career-high three tackles.

» 2020 GAME-BY-GAME

Tackles (Solo-Assisted-Total)

at LSU 0-2-2; ARKANSAS 0-0-0; at Kentucky 1-1-2; TEXAS A&M 0-0-0; at Alabama 2-1-3; VANDERBILT DNP; at Georgia 0-0-0; at Ole Miss 0-0-0.

» HARRIS' CAREER STATISTICS & GAME HIGHS

	UA-A	TK	FF	FR	I	PBU	SACK	TFL
2019	0-1	1	-	-	-	-	-	-
2020	3-4	7	-	-	-	-	-	-
CAREER	3-5	8	-	-	-	-	-	-

Tackles	3; at Alabama, 10/31/20
---------	-------------------------



**MALIK HEATH** 4  
Wide Receiver | 6-3 | 215  
Junior (JC)  
Jackson, Miss./Copiah-Lincoln [MS] CC  
Major: Kinesiology

» 2020

**Season:** Appeared in seven games with five starts ... One of 21 Bulldogs to make their first career start in 2020 ... One of 23 student-athletes to make their Mississippi State debut in 2020.

**at LSU (9/26):** Earned his first career start ... Finished with one catch for one yard. **Arkansas (10/3):** Recorded five catches for 27 yards. **at Kentucky (10/10):** Caught six passes, including a 23-yard reception ... Totaled 52 yards ... Combined with State's receiving corp to haul in an MSU-record 45 completions. **Texas A&M (10/17):** Recorded five catches for 57 yards ... Caught first career touchdown on a 32-yard pass from Will Rogers. **at Alabama (10/31):** Totaled one catch for two yards. **Vanderbilt (11/7):** Recorded 79 receiving yards on nine receptions. **at Ole Miss (11/28):** Posted first multi-touchdown game of his career ... Hauled in four passes for 35 yards and two scores ... Made first career tackle following a fumble on offense.

» 2020 GAME-BY-GAME

Receiving (Receptions-Yards-TD)

at LSU 1-1-0; ARKANSAS 5-27-0; at Kentucky 6-52-0; TEXAS A&M 5-57-1; at Alabama 1-2-0; VANDERBILT 9-79-0; at Georgia DNP; at Ole Miss 4-35-2.

» HEATH'S CAREER STATISTICS & GAME HIGHS

	Att.-Yds.	Avg.	TD	LG	Rec.-Yds.	Avg.	TD	LG
2020	-	-	-	-	31-253	8.2	3	32
CAREER	-	-	-	-	31-253	8.2	3	32

Receptions	9; Vanderbilt, 11/7/20
Receiving Yards	79; Vanderbilt, 11/7/20
Receiving Touchdowns	2; at Ole Miss, 11/28/20
Longest Reception	32 yards; Texas A&M, 10/17/20

**NOTE:** Owns one career tackle (at Ole Miss, 2020).



**JAMES JACKSON** 71  
Offensive Line | 6-3 | 330  
Junior (2L)  
Pascagoula, Miss./Pascagoula  
Major: Industrial Tech

» CAREER NOTES & RECORDS

**Career:** Has played both offensive and defensive line during his career.

» 2020

**Season:** Appeared in eight games with two starts ... One of 21 Bulldogs to make their first career start in 2020.

**at Kentucky (10/10):** Made first career start at center, playing every offensive snap ... Helped protect K.J. Costello and Will Rogers as the duo combined to attempt an SEC and MSU-record 70 passes. **Texas A&M (10/17):** Started at center ... Recorded one tackle.

**NOTE:** Owns eight career tackles.



**R.J. JENNINGS** 51  
Linebacker | 6-0 | 235  
Senior (11)  
Birmingham, Ala./Briarwood Christian  
Major: Mechanical Engineering

#### » 2020

**Season:** Appeared in eight games ... Seen action mostly on special teams.

#### » 2020 GAME-BY-GAME

##### Tackles (Solo-Assisted-Total)

at LSU 0-0-0; ARKANSAS 0-0-0; at Kentucky 0-0-0; TEXAS A&M 0-0-0;  
at Alabama 0-0-0; VANDERBILT 0-0-0; at Georgia 0-0-0; at Ole Miss 0-0-0.

#### » JENNINGS' CAREER STATISTICS & GAME HIGHS

	UA-A	TK	FF	FR	I	PBU	SACK	TFL
2018	0-1	1	-	-	-	-	-	-
2019	-	-	-	-	-	-	-	-
2020	-	-	-	-	-	-	-	-
<b>CAREER</b>	<b>0-1</b>	<b>1</b>	<b>-</b>	<b>-</b>	<b>-</b>	<b>-</b>	<b>-</b>	<b>-</b>

**Tackles** ..... 1; Texas A&M, 11/3/18



**JAY JIMISON** 36  
Cornerback | 6-0 | 195  
Junior (RS)  
Forest, Miss./Copiah-Lincoln (Miss.) CC  
Major: Business Administration

#### » 2020

**Season:** Appeared in two games ... One of 23 student-athletes to make their Mississippi State debut in 2020.

**at Georgia (11/21):** Made collegiate debut.



**DILLON JOHNSON** 23  
Running Back | 6-0 | 215  
Freshman (HS)  
Greenville, Miss./Saint Joseph  
Major: Kinesiology

#### » 2020

**Season:** Appeared in eight games ... One of nine MSU true freshmen to debut in 2020 ... One of 23 student-athletes to make their Mississippi State debut in 2020.

**Rankings:** Sits tied for No. 96 in the NCAA and No. 10 in the SEC in rushing touchdowns (4).

**at LSU (9/26):** Made his collegiate debut ... Had one reception for four yards. **Arkansas (10/3):** Ranked second on the team with nine catches (35 yards) and nine carries (39 yards) ... Recorded first career rushing touchdown on a 6-yard carry on fourth down in the third quarter ... Graded as the top offensive player for State (72.8), according to PFF ... Part of a freshmen trio (Jo'quavious Marks and Jaden Walley) that accounted for 217 yards of total offense, which was 54.3 percent of State's 400 yards. **Texas A&M (10/17):** Rushed three times for seven yards ... Caught two passes for four yards. **at Alabama (10/31):** Finished with one rush for one yard ... Added four receptions for 13 yards. **Vanderbilt (11/7):** Recorded his second rushing touchdown of the season in the first quarter, giving State a 14-0 lead ... Finished the day with one carry for four yards ... Added one reception for seven yards. **at Georgia (11/21):** Totaled 19 yards and two touchdowns on eight rushes ... Became the first MSU freshman running back to score multiple rushing touchdowns in a game since *Ashton Shumpert* against Alcorn State in 2013 ... Added seven receptions for 42 yards. **at Ole Miss (11/28):** Gained 43 all-purpose yards ... Rushed six times for 21 yards ... Caught eight passes for 22 yards.

#### » 2020 GAME-BY-GAME

##### Rushing (Carries-Yards-TD)

at LSU 1-4-0; ARKANSAS 9-39-1; at Kentucky 0-0-0; TEXAS A&M 3-7-0;  
at Alabama 1-1-0; VANDERBILT 1-4-1; at Georgia 8-19-2; at Ole Miss 6-21-0.

##### Receiving (Receptions-Yards-TD)

at LSU 0-0-0; ARKANSAS 8-39-0; at Kentucky 0-0-0; TEXAS A&M 2-4-0;  
at Alabama 4-13-0; VANDERBILT 1-7-0; at Georgia 7-42-0; at Ole Miss 8-22-0.

#### » D. JOHNSON'S CAREER STATISTICS & GAME HIGHS

	Att.-Yds.	Avg.	TD	LG	Rec.-Yds.	Avg.	TD	LG
2020	28-91	3.2	4	9	31-127	4.1	-	10
<b>CAREER</b>	<b>28-91</b>	<b>3.2</b>	<b>4</b>	<b>9</b>	<b>31-127</b>	<b>4.1</b>	<b>-</b>	<b>10</b>

**Rush Attempts** ..... 9; Arkansas, 10/3/20  
**Rush Yards** ..... 39; Arkansas, 10/3/20  
**Rushing Touchdowns** ..... 2; at Georgia, 11/21/20  
**Long Rush** ..... 9 yards; Arkansas, 10/3/20

**Receptions** ..... 8; Twice: Last at Ole Miss, 11/28/20  
**Receiving Yards** ..... 42; at Georgia, 11/21/20  
**Longest Reception** ..... 10 yards; Twice; Last at Georgia, 11/21/20

**All-Purpose Yards** ..... 78; Arkansas, 10/3/20



**JETT JOHNSON** 44  
Linebacker | 6-2 | 235  
Sophomore (SQ)  
Tupelo, Miss./Tupelo  
Major: Kinesiology

#### » 2020

**Season:** Appeared in two games.

**at LSU (9/26):** Posted one tackle.

#### » 2020 GAME-BY-GAME

##### Tackles (Solo-Assisted-Total)

at LSU 0-1-1; ARKANSAS DNP; at Kentucky DNP; TEXAS A&M DNP;  
at Alabama DNP; VANDERBILT DNP; at Georgia 0-0-0.

#### » J. JOHNSON'S CAREER STATISTICS & GAME HIGHS

	UA-A	TK	FF	FR	I	PBU	SACK	TFL
2018	0-2	2	-	-	-	-	-	-
2019	-	-	-	DNP	-	-	-	-
2020	0-1	1	-	-	-	-	-	-
<b>CAREER</b>	<b>0-3</b>	<b>3</b>	<b>-</b>	<b>-</b>	<b>-</b>	<b>-</b>	<b>-</b>	<b>-</b>

**Tackles** ..... 2; Louisiana Tech, 11/3/18



**KWATRIVOUS JOHNSON** 69  
Offensive Line | 6-7 | 315  
Sophomore (SQ)  
Greenwood, Miss./Greenwood  
Major: Undeclared

#### » 2020

**Season:** Appeared in six games with three starts ... One of 21 Bulldogs to make their first career start in 2020.

**LSU (9/26):** Earned first career start ... Played every offensive snap ... Helped protect K.J. Costello pass for an SEC and MSU record 623 yards ... Recorded his first career reception off a batted pass. **Arkansas(10/3):** Played every offensive snap at right tackle ... Helped State record 400 yards of offense. **at Kentucky (10/10):** Helped protect K.J. Costello and Will Rogers as the duo combined to attempt an SEC and MSU-record 70 passes.

**NOTE:** Owns one career reception (at LSU, 2020).



**KAMERON JONES** 58  
Offensive Line | 6-5 | 305  
Sophomore (SQ)  
Starkville, Miss./Starkville  
Major: Undeclared

#### » 2020

**Season:** Started three games ... One of 21 Bulldogs to make their first career start in 2020 ... One of 23 student-athletes to make their Mississippi State debut in 2020.

**at Alabama (10/31):** Made first career start in collegiate debut. **at Ole Miss (11/28):** Protected Will Rogers to the tune of 440 yards passing - an MSU freshman record - and a school-record 45 completions ... Caught his first career pass on a batted ball at the line of scrimmage and gained five yards.

**NOTE:** Owns one career reception for five yards (at Ole Miss, 2020).



**KOBE JONES** 52  
Defensive End | 6-4 | 260  
Senior (2L)  
Starkville, Miss./Starkville  
Major: Business Administration

#### » CAREER NOTES & RECORDS

**Career:** Owns his undergraduate degree in business administration ... Appeared in 47 career games with 10 starts ... Two-time member of the SEC Fall Academic Honor Roll (2017, 19) ... Owns 20.5 career tackles for loss.

#### » 2020

**Awards:** Preseason candidate for the Wuerffel Trophy, known as college football's premier award for community service ... Tabbed preseason third-team All-SEC by the coaches.

**Season:** Started eight games.

**at LSU (9/26):** Recorded three tackles and half a sack ... Logged four quarterback hurries, according to PFF ... Part of a defense that recorded 7.0 sacks, its most since 2015 (7.0; Ole Miss). **Arkansas (10/3):** Totaled three tackles and 0.5 sack ... Marked his fifth straight game with at least 0.5 sacks. **at Kentucky (10/10):** Posted two tackles ... Part of a defense that allowed only 157 yards of total offense, the fewest yielded by the Bulldogs in an SEC contest since 2008 against Vanderbilt (107 yards) ... Graded as the team's top pass rusher (66.8), according to PFF. **Texas A&M (10/17):** Recorded one tackle. **at Alabama (10/31):** Totaled four tackles ... Posted a solo takedown of Mac Jones in the third quarter for his sack. **Vanderbilt (11/7):** Finished with four tackles. **at Georgia (11/21):** Recorded one tackle ... Combined with Cameron Young on a third-quarter tackle for loss ... Part of a defense that tallied 11 tackles for loss ... Helped hold Georgia to eight yards rushing, the fewest yards allowed by State in an SEC game since at least 2006. **at Ole Miss (11/28):** Totaled five stops ... Combined with Jaden Crumedy on a fourth-quarter tackle for loss.

#### » 2020 GAME-BY-GAME

##### Tackles (Solo-Assisted-Total)

at LSU 0-3-3; ARKANSAS 0-3-3; at Kentucky 0-2-2; TEXAS A&M 0-1-1;  
at Alabama 3-1-4; VANDERBILT 0-4-4; at Georgia 0-1-1; at Ole Miss 3-2-5.

#### » K. JONES' CAREER STATISTICS & GAME HIGHS

	UA-A	TK	FF	FR	I	PBU	SACK	TFL
2017	8-10	18	1	-	-	-	1.0-9	4.5-15
2018	12-10	22	-	1	-	-	-	6.5-14
2019	14-16	30	-	-	-	-	4.0-27	7.0-32
2020	6-17	23	-	-	-	-	2.0-17	3.0-20
<b>CAREER</b>	<b>40-53</b>	<b>93</b>	<b>1</b>	<b>1</b>	<b>-</b>	<b>-</b>	<b>7.0-53</b>	<b>20.5-81</b>

**Tackles** ..... 6; Charleston Southern, 9/2/17

**Tackles for Loss** ..... 3.5; vs. Louisville, 12/30/19

**Sacks** ..... 2.0; vs. Louisville, 12/30/19

**Fumbles Forced** ..... 1; Charleston Southern, 9/2/17

**Fumbles Recovered** ..... 1; Auburn, 10/6/18



**BRODIE KING** 89  
Wide Receiver | 5-10 | 185  
Junior (JC)  
Biloxi, Miss./Jones College  
Major: Elementary Education

#### » 2020

**Season:** Appeared in one game ... One of 23 student-athletes to make their Mississippi State debut in 2020.

**at Ole Miss (11/28):** Made collegiate debut.

#### » 2020 GAME-BY-GAME

##### Receiving (Receptions-Yards-TD)

at LSU DNP; ARKANSAS DNP; at Kentucky DNP; TEXAS A&M DNP;  
at Alabama DNP; VANDERBILT DNP; at Georgia DNP; at Ole Miss 0-0-0.





**DYLAN LAWRENCE** 24  
Safety | 6-4 | 195  
Freshman (RS)  
George County, Miss./George County  
Major: Undeclared

#### » 2020

**Season:** Appeared in one game.

**at LSU (9/26):** Recorded a career-best three tackles.

#### » 2020 GAME-BY-GAME

**Tackles (Solo-Assisted-Total)**

at LSU 0-3-3; ARKANSAS DNP; at Kentucky DNP; TEXAS A&M DNP; at Alabama DNP; VANDERBILT DNP; at Georgia DNP; at Ole Miss DNP.

#### » LAWRENCE'S CAREER STATISTICS & GAME HIGHS

	UA-A	TK	FF	FR	I	PBU	SACK	TFL
2019	1-0	1	-	-	-	-	-	-
2020	0-3	3	-	-	-	-	-	-
<b>CAREER</b>	<b>1-3</b>	<b>4</b>	<b>-</b>	<b>-</b>	<b>-</b>	<b>-</b>	<b>-</b>	<b>-</b>

**Tackles** ..... 3; at LSU, 9/26/20



**JO'QUAVIOUS MARKS** 21  
Running Back | 5-10 | 195  
Freshman (HS)  
Atlanta, Ga./Carver  
Major: Undeclared

#### » 2020

**Season:** Appeared in eight games with six starts ... One of nine MSU true freshmen to debut in 2020 ... One of 21 Bulldogs to make their first career start in 2020 ... One of 23 student-athletes to make their Mississippi State debut in 2020 ... Broke the single-season record for receptions by a freshman and by a running back in his sixth career game, surpassing the previous marks both held by *Justin Griffith* (37; 1999) ... His 10 receptions against Arkansas (10/3) are the most by a Mississippi State freshman in a single game in program history ... The 10 receptions are one shy of the record by a running back behind *Bobby Gossett* in 1968 (11; Florida State) ... Combines with Will Rogers and Jaden Walley to make MSU the only FBS program starting true freshmen at quarterback, running back and wide receiver.

**Rankings:** Is tied for No. 27 nationally and No. 5 in the SEC in receptions per game (6.2) ... Ranks No. 2 nationally among FBS freshmen in receptions (50) ... Leads the FBS in receptions by a running back (50).

**at LSU (9/26):** Made collegiate debut ... Finished with three carries for 15 yards ... Made one reception ... First career carry went for 11 yards and a first down. **Arkansas (10/3):** Led State with 10 catches (50 yards) and 10 carries (37 yards) ... Part of a freshmen trio (Dillon Johnson and Jaden Walley) that accounted for 217 yards of offense, which was 54.3 percent of State's 400 yards. **at Kentucky (10/10):** Recorded three receptions for 13 yards ... Added two carries for 12 yards ... Combined with State's receiving corp to haul in an MSU-record 45 completions. **Texas A&M (10/17):** Finished with seven carries for 25 yards and nine catches for 40 yards ... Caught a 19-yard pass in the first quarter. **at Alabama (10/31):** Totaled 32 yards on nine carries ... Added 38 yards on eight catches ... Broke a long run of 20 yards in the second quarter ... Recorded one tackle. **Vanderbilt (11/7):** Scored his first career touchdown on a 1-yard run in the fourth quarter ... Finished with six carries for 10 yards and seven receptions for 22 yards ... Set the MSU single-season record for catches by both a running back and by a freshman with 38 (Previous for both: *Justin Griffith*, 37, 1999). **at Georgia (11/21):** Finished with four rushes for 16 yards and six receptions for 23 yards. **at Ole Miss (11/28):** Rushed four times for 10 yards ... Caught six passes for 27 yards.

#### » 2020 GAME-BY-GAME

**Rushing (Carries-Yards-TD)**

at LSU 3-15-0; ARKANSAS 10-37-0; at Kentucky 2-12-0; TEXAS A&M 7-25-0; at Alabama 9-41-0; VANDERBILT 6-10-1; at Georgia 4-16-0; at Ole Miss 4-10-0.

**Receiving (Receptions-Yards-TD)**

at LSU 1-(-2)-0; ARKANSAS 10-50-0; at Kentucky 3-13-0; TEXAS A&M 9-40-0; at Alabama 8-38-0; VANDERBILT 7-22-0; at Georgia 6-23-0; at Ole Miss 6-27-0.

#### » MARKS' CAREER STATISTICS & GAME HIGHS

	Att.-Yds.	Avg.	TD	LG	Rec.-Yds.	Avg.	TD	LG
2020	45-157	3.5	1	20	50-211	4.2	-	19
<b>CAREER</b>	<b>45-157</b>	<b>3.5</b>	<b>1</b>	<b>20</b>	<b>50-211</b>	<b>4.2</b>	<b>-</b>	<b>19</b>

**Rush Attempts** ..... 10; Arkansas, 10/3/20  
**Rush Yards** ..... 41; at Alabama, 10/31/20  
**Rushing Touchdowns** ..... 1; Vanderbilt, 11/7/20  
**Long Rush** ..... 20 yards; at Alabama, 10/31/20

**Receptions** ..... 10; Arkansas, 10/3/20  
**Receiving Yards** ..... 50; Arkansas, 10/3/20  
**Longest Reception** ..... 19 yards; Texas A&M, 10/17/20

**All-Purpose Yards** ..... 87; Arkansas, 10/3/20

**NOTE:** Has one career tackle (at Alabama, 2020).



**OSIRUS MITCHELL** 5  
Wide Receiver | 6-5 | 210  
Senior (3L)  
Sarasota, Fla./Booker  
Major: Human Development & Family Science

#### » CAREER NOTES & RECORDS

**Career:** Appeared in 43 games with 29 career starts ... Recorded at least one catch in 32 of his 43 career games ... Owns eight career games with five-plus receptions (3 in 2020; 3 in 2019, 2 in 2018) ... Has two career 100-yard receiving games (1 in 2018; 1 in 2020) ... Sits tied for No. 7 in MSU history with *Jerry Bouldin* (1987-90) and *MaDye McDole* (1977-80) with 13 career receiving touchdowns.

#### » 2020

**Season:** Appeared in eight games with five starts.

**Rankings:** Tied for No. 94 in the NCAA and No. 13 in the SEC in receptions per game (4.8).

**at LSU (9/26):** Finished with career highs in receptions (7), receiving yards (183) and touchdowns (2) ... The 183 receiving yards are tied for No. 9 in a single game in MSU history and the most in program history against LSU ... Receiving yards are the most by Bulldog since 2016 (Fred Ross; 171, Arkansas) and the most by a State player in an SEC game since 2007 (Jamayel Smith; 208, Arkansas) ... One of three receivers that eclipsed 100 yards receiving on the day (Kylan Hill [158] and JaVonta Payton [122]), marking only the second time in program history a trio of Bulldogs achieved the feat ... Six catches were for first downs ... Went for 15+ yards on six of his receptions and 25+ yards on four ... On third downs, caught all three of his targets for first downs, including two touchdowns ... Gave MSU the lead going into halftime with a 43-yard touchdown grab from K.J. Costello ... Hauled in a 24-yard touchdown from Costello with 3:39 left in the game that made the score 44-34 ... Finished with a team-best 81.6 offensive grade, according to PFF. **Arkansas (10/3):** Recorded five catches for a team-high 61 yards ... Two of his receptions were first downs. **at Kentucky (10/10):** Caught two passes for three yards ... Combined with State's receiving corp to haul in an MSU-record 45 completions. **Texas A&M (10/17):** Finished with six catches for 40 yards. **at Alabama (10/31):** Totaled two receptions for 17 yards. **Vanderbilt (11/7):** Recorded four catches for 32 yards and one touchdown ... Caught a 6-yard pass from Will Rogers for the first score of the game. **at Georgia (11/21):** Logged seven catches for 53 yards. **at Ole Miss (11/28):** Caught five passes for 42 yards.

#### » 2020 GAME-BY-GAME

**Receiving (Receptions-Yards-TD)**

at LSU 7-183-2; ARKANSAS 5-61-0; at Kentucky 2-3-0; TEXAS A&M 6-40-0; at Alabama 2-17-0; VANDERBILT 4-32-1; at Georgia 7-53-0; at Ole Miss 5-42-0.

#### » MITCHELL'S CAREER STATISTICS & GAME HIGHS

	Att.-Yds.	YPC	TD	LG	Rec.-Yds.	YPC	TD	LG
2017	-	-	-	-	5-51	10.2	-	18
2018	-	-	-	-	26-427	16.4	4	84
2019	-	-	-	-	29-430	14.8	6	35
2020	-	-	-	-	38-431	11.3	3	43
<b>CAREER</b>	<b>-</b>	<b>-</b>	<b>-</b>	<b>-</b>	<b>98-1,339</b>	<b>13.7</b>	<b>13</b>	<b>84</b>

**Receptions** ..... 7; Twice: Last at Georgia, 11/21/20  
**Receiving Yards** ..... 183; at LSU, 9/26/20  
**Receiving Touchdowns** ..... 2; Twice: Last at LSU, 9/26/20  
**Longest Reception** ..... 84 yards; Stephen F. Austin, 9/1/18

**NOTE:** Has one career tackle.



**AARON ODOM** 17  
Defensive End | 6-3 | 275  
Junior (1L)  
Jackson, Miss./Callaway  
Major: Human Development & Family Science

#### » 2020

**Season:** Appeared in eight games.

**at LSU (9/26):** Recorded one tackle. **Arkansas (10/3):** Posted two tackles, including one for a loss. **at Kentucky (10/10):** Logged two stops ... Part of a defense that allowed only 157 yards of total offense, the fewest yielded by the Bulldogs in an SEC contest since 2008 against Vanderbilt (107 yards). **Texas A&M (10/17):** Recorded two tackles. **at Alabama (10/31):** Totalled two tackles ... Made a solo stop behind the line in the second quarter. **Vanderbilt (11/7):** Finished with one tackle and one pass breakup. **at Ole Miss (11/28):** Had one stop.

#### » 2020 GAME-BY-GAME

**Tackles (Solo-Assisted-Total)**

at LSU 0-1-1; ARKANSAS 1-2-2; at Kentucky 0-2-2; TEXAS A&M 0-2-2; at Alabama 2-0-2; VANDERBILT 1-0-1; at Georgia 0-0-0; at Ole Miss 1-0-1.

#### » ODOM'S CAREER STATISTICS & GAME HIGHS

	UA-A	TK	FF	FR	I	PBU	SACK	TFL
2018	0-1	1	-	-	-	-	-	-
2019	0-1	1	-	-	-	-	0.5-7	0.5-7
2020	5-6	11	-	-	-	1	-	2.0-3
<b>CAREER</b>	<b>5-8</b>	<b>13</b>	<b>-</b>	<b>-</b>	<b>-</b>	<b>1</b>	<b>0.5-7</b>	<b>2.5-10</b>

**Tackles** ..... 2; Four Times: Last at Alabama, 10/31/20

**Tackles for Loss** ..... 1.0; Twice: Last at Alabama, 10/31/20

**Sacks** ..... 0.5; Abilene Christian, 11/23/19

**Pass Breakups** ..... 1; Vanderbilt, 11/7/20



**DAREUAN PARKER** 56  
Offensive Line | 6-4 | 355  
Senior (3L)  
Olive Branch, Miss./DeSoto Central  
Major: Industrial Tech

#### » CAREER NOTES & RECORDS

**Career:** Appeared in 44 career games with 19 starts on the offensive line.

#### » 2020

**Season:** Started eight games

**Rankings:** Is the highest graded offensive lineman (73.0) on the team per PFF ... Tied for the No. 9 pass blocking grade (80.2) among FBS offensive linemen with at least 400 snaps, according to PFF ... MSU's top-graded offensive lineman on four occasions in 2020 (at LSU, at Kentucky, Vanderbilt, at Georgia).

**at LSU (9/26):** Played every offensive snap ... Graded as the top passing blocker (68.0) and run blocker (89.1) for the Bulldogs, according to PFF ... PFF also gave him the second-best offensive grade (78.6) on the team ... Helped protect K.J. Costello as he passed for an SEC and MSU record 623 yards. **Arkansas (10/3):** Played every offensive snap at right guard ... Helped State record 400 yards of total offense ... Graded as MSU's second-best offensive lineman (68.4) and pass blocker (80.3), according to PFF. **at Kentucky (10/10):** Graded as the No. 2 pass blocker (84.0) and run blocker (63.2) for State, according to PFF ... Helped protect K.J. Costello and Will Rogers as the duo combined to attempt an SEC and MSU-record 70 passes. **Vanderbilt (11/7):** Graded as the top pass blocker (86.1) on the team by PFF. **at Georgia (11/21):** Earned top pass blocking grade (81.8) from PFF. **at Ole Miss (11/28):** Protected Will Rogers to the tune of 440 yards passing - an MSU freshman record - and a school-record 45 completions.



JAVONTA PAYTON

0

Wide Receiver | 6-1 | 180

Senior (11)

Nashville, Tenn./Northwest [MS] CC

Major: Communication

» CAREER NOTES & RECORDS

**Career:** Top-ranked junior college wide receiver coming out of Northwest Mississippi Community College in 2018 ... Owns one career 100-yard receiving game (1 in 2020).

» 2020

**Season:** Appeared in eight games with three starts.

**at LSU (9/26):** Set career highs in receptions (6) and receiving yards (122) ... One of three receivers that eclipsed 100 yards receiving on the day (Osirus Mitchell [183] and Kylin Hill [158]), marking only the second time in program history a trio of Bulldogs achieved the feat ... Finished with the third-highest receiving grade (71.5) on the team, according to PFF ... Five of his receptions were for first downs, including three on third down ... Matched his career-long reception (34). **Arkansas (10/3):** Hauled in a 17-yard pass for the first touchdown reception of his career in the first quarter ... Finished with two catches for 23 yards ... Returned two kickoffs for 49 yards ... Recorded one tackle. **at Kentucky (10/10):** Caught five passes for 34 yards ... Three of his receptions were first downs ... Combined with State's receiving corp to haul in an MSU-record 45 completions ... Recorded one tackle. **Texas A&M (10/17):** Posted two receptions for nine yards. **at Alabama (10/31):** Caught two passes for 16 yards ... Returned four kickoffs for 72 yards ... Recorded one tackle. **at Georgia (11/21):** Finished with two receptions for 21 yards.

» 2020 GAME-BY-GAME

*Receiving (Receptions-Yards-TD)*

at LSU 6-122-0; ARKANSAS 2-23-1; at Kentucky 5-34-0; TEXAS A&M 2-9-0; at Alabama 2-18-0; VANDERBILT 0-0-0; at Georgia 2-21-0; at Ole Miss 0-0-0.

» PAYTON'S CAREER STATISTICS & GAME HIGHS

	Att.-Yds.	YPC	TD	LG	Rec.-Yds.	YPC	TD	LG
2019	1-11	11.0	-	11	9-147	16.3	-	34
2020	-	-	-	-	19-225	11.8	1	34
CAREER	1-11	11.0	-	11	28-372	13.3	1	34

Receptions	6; at LSU, 9/26/20
Receiving Yards	122; at LSU, 9/26/20
Receiving Touchdowns	1; Arkansas, 10/3/20
Longest Reception	34 yards; Twice: Last at LSU, 9/26/20

» 2020 GAME-BY-GAME

*Kickoff Returns (Returns-Yards-TD-YPR)*


at LSU 0-0-0-0.0; ARKANSAS 2-49-0-24.5; at Kentucky 0-0-0-0.0; TEXAS A&M 0-0-0-0.0; at Alabama 4-72-0-18.0; VANDERBILT 0-0-0-0.0; at Georgia 0-0-0-0.0; at Ole Miss 0-0-0-0.0.

» PAYTON'S CAREER KICKOFF RETURN STATISTICS & GAME HIGHS

	No.	Yds.	Avg.	TD	LG
2019	4	82	20.5	-	24
2020	6	121	20.2	-	26
CAREER	10	203	20.3	-	26

Kick Returns	4; at Alabama, 10/31/20
Kick Return Yards	72; at Alabama, 10/31/20
Long Kick Return	26 yards; Arkansas, 10/3/20

**NOTE:** Recorded 19 career tackles, with 17 coming on special teams.



FRED PETERS

38

Safety | 5-10 | 210

Senior (11)

Columbia, Miss./Jones College

Major: Psychology

» CAREER NOTES & RECORDS

**Career:** Cousin of former Mississippi State cornerback *Jamal Peters* ... Attended Jones County Junior College, following the footsteps of All-American and first-round NFL Draft pick *Johnathan Abram*.

» 2020

**Season:** Started four games ... One of 21 Bulldogs to make their first career start in 2020.

**Rankings:** Ranks tied No. 73 nationally and No. 6 in the SEC in fumbles recovered (1).

**at LSU (9/26):** Earned first career start .. Recorded six tackles and one pass break up. **Arkansas (10/3):** Totaled six tackles, four of which were solo. **at Kentucky (10/10):** Posted six tackles ... Forced his second career fumble in the third quarter and recovered it for his first career fumble recovery ... Part of a defense that allowed only 157 yards of total offense, the fewest yielded by the Bulldogs in an SEC contest since 2008 against Vanderbilt (107 yards) ... Graded as the top rush defender (97.0) in the country and earned the fourth-highest defensive grade (91.3) among all defenders nationally, according to PFF ... Also earned the highest coverage (79.2) grades for MSU. **Texas A&M (10/17):** Recorded two tackles.

» 2020 GAME-BY-GAME

*Tackles (Solo-Assisted-Total)*

at LSU 1-5-6; ARKANSAS 4-2-6; at Kentucky 4-2-6; TEXAS A&M 1-1-2; at Alabama DNP; VANDERBILT DNP; at Georgia DNP; at Ole Miss DNP.

» PETERS' CAREER STATISTICS & GAME HIGHS

	UA-A	TK	FF	FR	I	PBU	SACK	TFL
2019	6-4	10	1	-	1	1	1.0-11	3.0-15
2020	10-10	20	1	1	-	1	-	-
CAREER	16-14	30	2	1	1	2	1.0-11	3.0-14

Tackles	6; Three Times: Last at Kentucky, 10/10/20
Tackles for Loss	2.0; Abilene Christian, 11/23/19
Sacks	1.0; Abilene Christian, 11/23/19
Pass Breakups	1; Twice: Last at LSU, 9/26/20
Interceptions	1; Abilene Christian, 11/23/19
Fumbles Forced	1; Twice: Last at Kentucky, 10/10/20
Fumbles Recovered	1; at Kentucky, 10/10/20



SHAWN PRESTON JR.

12

Safety | 6-0 | 210

Sophomore (11)

St. James, La./St. James

Major: Business Administration

» 2020

**Season:** Appeared in seven games with three starts.

**at LSU (9/26):** Finished with a career-best 11 tackles to lead the team ... All 11 tackles came in the second half. **Arkansas (10/3):** Posted five tackles ... Logged his first career tackle for loss. **Texas A&M (10/17):** Recorded three tackles and one pass break up ... Owned the team's top coverage grade (78.9), according to PFF. **at Alabama (10/31):** Totaled seven tackles ... Combined with Landon Guidry on a fourth-quarter tackle for loss. **Vanderbilt (11/7):** Finished with four tackles, all in the first half. **at Georgia (11/21):** Recorded five tackles, including one and a half for loss ... Part of a defense that tallied 11 tackles for loss ... Helped hold Georgia to eight yards rushing, the fewest yards allowed by State in an SEC game since at least 2006. **at Ole Miss (11/28):** Totaled a game-high 12 tackles ... Eight of 12 tackles were solo.

» 2020 GAME-BY-GAME

*Tackles (Solo-Assisted-Total)*

at LSU 6-5-11; ARKANSAS 2-3-5; at Kentucky DNP; TEXAS A&M 1-2-3; at Alabama 3-4-7; VANDERBILT 1-3-4; at Georgia 3-2-5; at Ole Miss 8-4-12.


» PRESTON JR.'S CAREER STATISTICS & GAME HIGHS

	UA-A	TK	FF	FR	I	PBU	SACK	TFL
2018	1-0	1	-	-	-	-	-	-
2019	15-10	25	-	-	-	2	-	-
2020	24-23	47	-	-	-	1	-	3.0-5
CAREER	40-33	73	-	-	-	3	-	3.0-5

Tackles ..... 12; at Ole Miss, 11/28/20

Tackle for Loss ..... 1.5; at Georgia, 11/21/20

Pass Breakups ..... 1; Three Times: Last Texas A&M, 10/17/20



J.P. PURVIS

23

Safety | 6-1 | 220

Freshman (RS)

Pelahatchie, Miss./Pelahatchie Attendance Center

Major: Kinesiology

» 2020

**Season:** Appeared in three games.

**Vanderbilt (11/7):** Recorded the first two tackles of his career.

» 2020 GAME-BY-GAME


*Tackles (Solo-Assisted-Total)*

at LSU DNP; ARKANSAS DNP; at Kentucky DNP; TEXAS A&M DNP; at Alabama DNP; Vanderbilt 2-0-2; at Georgia 0-0-0; at Ole Miss 0-0-0.

» PURVIS' CAREER STATISTICS & GAME HIGHS

	UA-A	TK	FF	FR	I	PBU	SACK	TFL
2019	-	2	-	-	-	-	-	-
2020	2-0	2	-	-	-	-	-	-
CAREER	2-0	2	-	-	-	-	-	-

Tackles ..... 2; Vanderbilt, 11/7/20



DECAMERION RICHARDSON

30

Cornerback | 6-2 | 180

Freshman (HS)


Cullen, La./Bossier

Major: Undeclared

» 2020

**Season:** Appeared in four games ... One of eight MSU true freshmen to debut in 2020 ... One of 23 student-athletes to make their Mississippi State debut in 2020.

**Arkansas (10/3):** Made collegiate debut.



## WILL ROGERS

2

Quarterback | 6-2 | 205  
Freshman (HS)  
Brandon, Miss./Brandon  
Major: Marketing

### » CAREER NOTES & RECORDS

**Career:** Is the first passer in program history to register three consecutive games with 30-plus completions ... One of three Bulldogs with 30-plus completions in consecutive games, joining *Dak Prescott* (2015: 38 - at Arkansas; 31 - Ole Miss) and K.J. Costello (2020: 36 - at LSU; 43 - Arkansas) ... Ranks tied for No. 6 on the career 300-yard passing games (2), trailing the trio of *Nick Fitzgerald* (3; 2015-18), *Dave Marler* (3; 1977-78) and *Tony Shell* (3; 1988-90) for the No. 3 spot.

**Season:** 2020: Owns the single season mark for completions by a freshman (169), surpassing *Wesley Carroll* from 2007 (143) ... Ranks No. 7 on the single season completions charts (169), trailing *Tommy Pharr* (173; 1968) and *Kevin Fant* (186; 2003) for a spot in the top five ... Needs 623 yards to move into the top 10 on the single season passing yards chart (1,935; *Todd Jordan*, 1993) ... First MSU freshman to post multiple 300-yard passing games.

**Game:** 2020: His 45 completions at Ole Miss (11/28) rank No. 2 in SEC history behind Tim Couch of Kentucky (1998) ... Posted the single game record for completions (45) and attempts (61) at Ole Miss (11/28), moving past K.J. Costello's marks for completions (43) versus Arkansas (10/3/20) and attempts (60) at LSU (9/28/20) ... Set the freshman record for total offense yards with 466 (440 passing, 26 rushing) at Ole Miss (11/28), besting *Wesley Carroll's* mark of 441 (421 passing, 20 rushing) against Arkansas in 2007 ... Broke the single-game freshman record for completions in a game on three occasions, most recently at Ole Miss (45; 11/28), which broke *Wesley Carroll's* record of 29 at Little Rock in 2007 ... Surpassed the freshman single game passing yards record with 440 at Ole Miss (11/28), moving past *Wesley Carroll* versus Arkansas (421) in 2007 ... Twice broke the school record for passing attempts in a game without an interception (at Georgia 52; at Ole Miss, 61) ... Has surpassed the freshman record for completions in a game on three occasions, most recently at Ole Miss (61; 11/28) ...

### » 2020

**Season:** Appeared in six games with three starts ... One of nine MSU true freshmen to debut in 2020 ... One of 23 student-athletes to make their Mississippi State debut in 2020 ... One of 21 Bulldogs to make their first career start in 2020 ... Became the seventh true freshman to start at quarterback in MSU history ... Just the fourth MSU true freshman to make his first career start in an SEC game ... Completed a school-record 45 passes at Ole Miss, which passed K.J. Costello's mark from earlier in 2020 (43; Arkansas) ... His 35 completions versus Vanderbilt surpassed *Wesley Carroll's* 29 completions at Little Rock in 2007 for the freshman single-game record, a mark he has bested twice more in 2020 ... First quarterback in program history with three straight games of 30+ completions ... Just the third quarterback in program history with back-to-back games of 30+ completions, joining *Dak Prescott* (2015: 38 - at Arkansas; 31 - Ole Miss) and Costello (2020: 36 - at LSU; 43 - Arkansas) ... Currently riding a streak of 167 passing attempts without an interception ... Combines with Jo'quavious Marks and Jaden Walley to make MSU the only FBS program starting true freshmen at quarterback, running back and wide receiver ... Led all NCAA quarterbacks in completions during the month of November (121) per PFF ... Only quarterback in the NCAA with 1,000 passing yards and zero interceptions in November per PFF ... One of two Power Five quarterbacks without an interception in November (Ian Book, Notre Dame).

**Rankings:** Sits No. 2 in the NCAA and No. 1 in the SEC in completions per game (28.1) ... Is No. 3 in the FBS and No. 2 in the SEC in completion percentage (73.8) ... Ranks No. 52 nationally and No. 8 in the SEC in passing yards per game (218.7) ... Is No. 66 in the FBS and No. 8 in the SEC in total offense (215.2) ... Sits No. 70 in the NCAA and No. 10 in the SEC in yards passing (1,312) ... Ranks No. 78 nationally and No. 10 in the SEC in passing efficiency (127.1) ... Sits No. 95 in the NCAA and No. 11 in the SEC in passing touchdowns (6) ... Leads all FBS true freshmen in completions (169) and completion percentage (73.8) in 2020.

**at Kentucky (10/10):** Made collegiate debut ... Went 9-for-15 passing for 43 yards ... Combined with K.J. Costello to throw 70 passing attempts, setting the SEC and MSU single-game records ... The previous MSU was 60 attempts, which occurred in each of the first two games of the 2020 season, while the SEC record was 69 by LSU against Auburn in 1999 ... The duo combined for an MSU record 45 completions, a mark that ranks third in SEC history. **Texas A&M (10/17):** Surpassed *John Bond's* (81.3; Tulane, 1982) school record for completion percentage (min. 15 attempts) in a game at 83.3 percent (15-of-18) ... Connected with Malik Heath on his first career touchdown pass, a 32-yard strike in the fourth quarter ... Finished with 120 yards passing ... Earned the top offensive grade (72.0) for State, according to PFF. **at Alabama (10/31):** Completed a career-high 24 passes for a career-best 147 yards ... Broke a career-long run of 11 yards. **Vanderbilt (11/7):** Started the first game of his career ... Threw for 226 yards and one touchdown on 35-of-46 passing ... Became the seventh true freshman to start at quarterback in school history, and just the fourth to make his first start in an SEC game ... Joined *Todd Jordan* (1989) as the only MSU true freshman quarterbacks to throw a touchdown in their first career start ... The 226 yards passing were the most by a Bulldog true freshman in their first career start ... His 35 completions were the most by a true freshman in school history at the time, surpassing *Wesley Carroll* (29; at Little Rock) in 2007, and rank No. 5 in a single game in program history. **at Georgia (11/21):** Finished 41-of-52 passing for 336 yards and one touchdown ... His 41 completions broke his own freshman record of 35 set against Vanderbilt. **at Ole Miss (11/28):** Set the school single game record for completions (45) and attempts (61) in a game, which were each previously held by K.J. Costello (43, at LSU; 60, Arkansas) ... Broke the freshman single-game passing yards record with 440 yards, passing the mark of 421 by *Wesley Carroll* versus Arkansas in 2007 ... Surpassed the freshman record for total offense with 466 yards, moving past Carroll's 441 against Arkansas in 2007 ... Tossed three touchdown passes ... Rushed four times for 26 yards ...

### » 2020 GAME-BY-GAME

#### Passing (Comp.-Att.-Yds.-TD-INT)

at LSU DNP; ARKANSAS DNP; at Kentucky 9-15-43-0-2; TEXAS A&M 15-18-120-1-0; at Alabama 24-37-147-0-2; VANDERBILT 35-46-226-1-0; at Georgia 41-52-336-1-0; at Ole Miss 45-61-440-3-0.

### » ROGERS' CAREER PASSING STATISTICS & GAME HIGHS

	C-A	Yds.	%	TD-INT	YPG	LG
2020	169-229	1,312	73.8	6-4	218.7	51
CAREER	169-229	1,312	73.8	6-4	218.7	51
Pass Completions	45; at Ole Miss, 11/28/20					
Pass Attempts	61; at Ole Miss, 11/28/20					
Passing Yards	440; at Ole Miss, 11/28/20					
Passing Touchdowns	3; at Ole Miss, 11/28/20					
Long Pass	51 yards; at Georgia, 11/21/20					

### » 2020 GAME-BY-GAME

#### Rushing (Carries-Yards-TD)

at LSU DNP; ARKANSAS DNP; at Kentucky 0-0-0; TEXAS A&M 1-(-)-0; at Alabama 2-4-0; VANDERBILT 3-(-)-0; at Georgia 2-(-)-0; at Ole Miss 4-26-0.

### » ROGERS' CAREER OFFENSIVE STATISTICS & GAME HIGHS

	Att.-Yds.	YPC	TD	LG	Rec.-Yds.	YPC	TD	LG
2020	12-(-)-21	(-1.8)	-	15	-	-	-	-
CAREER	12-(-)-21	(-1.8)	-	15	-	-	-	-
Rush Attempts	3; at Ole Miss, 11/28/20							
Rush Yards	26; at Ole Miss, 11/28/20							
Long Rush	15 yards; at Ole Miss, 11/28/20							
Total Offense Yards	466; at Ole Miss, 11/28/20							
All-Purpose Yards	26; at Ole Miss, 11/28/20							



## BRANDON RUIZ

8

Kicker | 5-10 | 180  
Junior (GTR)  
Tempe, Ariz./Arizona State  
Major: Workforce Educational Leadership (Grad)

### » CAREER NOTES & RECORDS

**Career:** Graduate transfer from Arizona State ... Owns his undergraduate degree in liberal studies from Arizona State ... Pursing his master's degree in workforce education leadership ... Two-year starter as place kicker at Arizona State before missing 2019 due to injury ... Three-time Pac-12 Special Teams Player of the Week ... 127-of-184 kickoffs have gone for touchbacks (69.0%) ... For his career, is true on 43-of-56 (76.8%) field goal tries ... Eight of the 13 missed field goals are 45-plus yard attempts, with six of those 50-plus yard attempts ... Ranks No. 8 in Arizona State's career field goals made list (37) and career points scored by a kicker (205) ... Owns an active streak of 107 consecutive extra points made ... Only freshman in ASU history with multiple 50-yard field makes as a freshman.

**NCAA Active Leaders:** Ranks No. 23 in the FBS in field goals made (43) ... Sits No. 24 nationally in points per game (7.1) ... Is No. 32 in the NCAA in extra points made (112) ... Sits No. 38 in the FBS in field goal percentage (76.8).

### » 2020

**Awards:** Tabbed as one of the Lou Groza Stars of the Week following his 14-point effort at LSU (9/26), in which he connected on all eight kicks (3 FG, 5 XP).

**Season:** Started eight games at place kicker ... Handled all placement kicks in 2020 ... One of 23 student-athletes to make their Mississippi State debut in 2020 ... His 14 points at LSU rank tied for No. 4 on MSU's single game kicking points list with *Brian Hazelwood* (at Alabama, 11/15/1997 [4 FG, 2 XP]) ... The kicking point total at LSU is also tied with Hazelwood for most in a true road game.

**Rankings:** Ranks No. 93 in the NCAA and No. 11 in the SEC in field goals made per game (0.75) ... Sits No. 9 nationally in lowest kickoff return percentage (15.6%) per PFF.

**at LSU (9/26):** Made MSU debut... Scored 14 points ... Was 3-for-3 on field goals and converted all five of PAT attempts ... Recorded eight touchbacks on nine kickoffs. **Arkansas (10/3):** Went 2-for-2 on PAT attempts ... All three of his kickoffs were touchbacks. **Texas A&M (10/17):** Went 2-for-2 on PAT attempts ... All three kickoffs were touchbacks. **Vanderbilt (11/7):** Made a 25-yard field goal in the second quarter to give State a 17-0 lead ... Connected on all three PAT attempts ... All five kickoffs went for touchbacks. **at Georgia (11/21):** Made a 22-yard field goal ... Connected on all three PAT attempts ... Four of five kickoffs went for touchbacks. **at Ole Miss (11/28):** Connected on his lone field goal attempt from 24 yards in the fourth quarter ... Hit all three extra point tries ... Three of four kickoffs went for touchbacks.

### » RUIZ'S CAREER SCORING STATISTICS & GAME HIGHS

	FGM-A	%	0-19	20-29	30-39	40-49	50+	LG	XP	PTS
2017*	19-27	.704	-	7-7	5-5	5-10	2-5	52	49-50	106
2018*	18-22	.818	-	8-8	6-7	4-5	0-2	49	45-45	99
2019*	DNP (Injury)									
2020	6-7	.857	-	4-4	1-1	1-1	0-1	43	18-18	36
CAREER	43-56	.768	-	19-18	12-13	10-16	2-8	52	112-113	241
MSU	6-7	.857	-	4-4	1-1	1-1	0-1	43	18-18	36

\* - at Arizona State

Field Goal Attempts	4; Twice: Last at UCLA, 11/11/17*									
Field Goals Made	3; Six Times: Last at LSU, 9/26/19									
Longest Field Goal	52; Twice: Last Washington, 10/14/17*									
PATs Made	7; UTSA, 9/1/18*									
Points:	14; at LSU, 9/26/20									

### » RUIZ'S CAREER KICKOFF STATISTICS

	No.	Yds	AVG	TB	OB
2017*	75	4,756	63.4	52	1
2018*	78	4,802	61.6	48	1
2019*	DNP (Injury)				
2020	31	2,019	65.1	27	-
CAREER	184	11,577	62.9	127	2
MSU	31	2,019	65.1	27	-

\* - at Arizona State

Kickoffs	9; Three Times: Last at LSU, 9/26/20									
Kickoff Yards	585; Twice: Last at LSU, 9/26/20									
Kickoff Average	66.0 yards; Vanderbilt, 11/7/20									





**LAQUINSTON SHARP** 63  
Offensive Line | 6-3 | 300  
Senior (11)  
Columbus, Miss./East Mississippi CC  
Major: Industrial Tech & Psychology

#### » 2020

**Season:** Appeared in six games with four starts.

**at LSU (9/26):** Played 13 snaps at left guard. **Arkansas (10/3):** Earned the start at left guard, where he played every offensive snap ... Helped State record 400 yards of offense. **at Kentucky (10/10):** Saw action at left guard ... Helped protect K.J. Costello and Will Rogers as the duo combined to attempt an SEC and MSU-record 70 passes ... Graded as State's top pass blocker (86.4), according to PFF. **at Alabama (10/31):** Graded as the top pass blocker (89.0) on the team, according to PFF ... His pass blocking grade ranked fourth in the country for the week. **Vanderbilt (11/7):** Graded as the second-highest pass blocker on the team (75.9) by PFF.



**COLE SMITH** 57  
Offensive Line | 6-3 | 305  
Sophomore (SO)  
Pontotoc, Miss./LSU  
Major: Psychology

#### » 2020

**Season:** Appeared in seven games with six starts ... One of 21 Bulldogs to make their first career start in 2020 ... One of 23 student-athletes to make their Mississippi State debut in 2020.

**at LSU (9/26):** Played every offensive snap at center... Helped protect K.J. Costello as he passed for an SEC and MSU record 623 yards. **Arkansas (10/3):** Played every offensive snap at center ... Helped State record 400 yards of total offense. **Texas A&M (10/17):** Saw action at left guard. **at Ole Miss (11/28):** Protected Will Rogers to the tune of 440 yards passing - an MSU freshman record - and a school-record 45 completions.



**MARQUISS SPENCER** 42  
Defensive End | 6-4 | 300  
Senior (3L)  
Greenwood, Miss./Greenwood  
Major: Interdisciplinary Studies

#### » CAREER NOTES & RECORDS

**Career:** Returned from an upper-body injury that forced him to miss the majority of the 2018 to anchor the defensive line in 2019 ... Appeared in 50 career games with 22 starts ... Two-time member of the SEC Academic Honor Roll (2017, 19)... Logged 22.5 career tackles for loss.

**NCAA Active Leaders:** Sits tied for No. 92 in the FBS in tackles for loss (22.5).

#### » 2020

**Season:** Started eight games.

**at LSU (9/26):** Notched three tackles and a career-high 2.0 sacks for a loss of 10 yards ... Part of a defense that recorded 7.0 sacks, its most since 2015 (7.0; Ole Miss). **Arkansas (10/3):** Totaled five tackles, one tackle for loss and one forced fumble ... His forced fumble came on a goal-line stop in the second quarter and was recovered by Londyn Craft. **at Kentucky (10/10):** Posted four stops ... Logged a career-high 2.5 tackles for loss, which included and half a sack ... Part of a defense that allowed only 157 yards of total offense, the fewest yielded by the Bulldogs in an SEC contest since 2008 against Vanderbilt (107 yards). **Texas A&M (10/17):** Recorded four tackles. **at Alabama (10/31):** Totaled four tackles. **Vanderbilt (11/7):** Finished with four tackles, 1.0 tackles for loss and one interception ... Registered his first career interception in the fourth quarter and returned it 27 yards ... Part of a defense that forced a season-high five turnovers, the most in a game by the Bulldogs since Nov. 17, 2012, against Arkansas (5). **at Georgia (11/21):** Recorded two tackles ... Combined with Aaron Brule on a sack ... Part of a defense that tallied 11 tackles for loss ... Helped hold Georgia to eight yards rushing, the fewest yards allowed by State in an SEC game since at least 2006. **at Ole Miss (11/28):** Totaled two stops ... Logged a solo tackle for loss on the first play of the fourth quarter.

#### » 2020 GAME-BY-GAME

*Tackles (Solo-Assisted-Total)*

at LSU 3-0-3; ARKANSAS 3-2-5; at Kentucky 2-2-4; TEXAS A&M 0-4-4; at Alabama 2-2-4; VANDERBILT 2-2-4; at Georgia 1-1-2; at Ole Miss 1-1-2.

#### » SPENCER'S CAREER STATISTICS & GAME HIGHS

	UA-A	TK	FF	FR	I	PBU	SACK	TFL
2016	9-8	17	-	1	-	-	1.0-9	3.0-12
2017	5-14	19	-	2	-	2	1.0-6	4.5-16
2018	1-2	3	-	-	-	-	-	0.5-1
2019	22-15	37	2	-	-	1	2.0-6	6.5-15
2020	14-14	26	1	-	1	-	3.0-18	8.0-30
<b>CAREER</b>	<b>51-53</b>	<b>104</b>	<b>3</b>	<b>3</b>	<b>1</b>	<b>3</b>	<b>7.0-39</b>	<b>22.5-74</b>

**Tackles** ..... 6; at Texas A&M, 10/26/19

**Tackles for Loss** ..... 2.5; at Kentucky, 10/10/20

**Sacks** ..... 2.0; at LSU, 9/26/20

**Interceptions** ..... 1; Vanderbilt, 11/7/20

**Pass Breakups** ..... 1; Three Times: LSU, 10/19/19

**Fumbles Forced** ..... 1; Three Times: Last vs. Arkansas, 10/3/20

**Fumbles Recovered** ..... 1; Three Times: Last at Arkansas, 11/18/17



**GEOR'QUARIUS SPIVEY** 11  
Wide Receiver | 6-5 | 240  
Sophomore (11)  
Monroe, La./Richwood  
Major: Business Administration

#### » 2020

**Season:** Appeared in eight games with one start.

**Vanderbilt (11/7):** Drew the start ... Made one reception for minus-1 yards. **at Georgia (11/21):** Caught one pass for six yards. **at Ole Miss (11/28):** Caught five passes for 97 yards ... The five grabs equaled his career total entering the game ... Four catches and 92 yards came on the final two drives of the game ... Three of his five grabs went for first downs.

#### » 2020 GAME-BY-GAME

*Receiving (Receptions-Yards-TD)*

at LSU 0-0-0; ARKANSAS 0-0-0; at Kentucky 0-0-0; TEXAS A&M 0-0-0; at Alabama 0-0-0; VANDERBILT 1-(-)-0; at Georgia 1-6-0; at Ole Miss 5-97-0.

#### » SPIVEY'S CAREER STATISTICS & GAME HIGHS

	Att.-Yds.	Avg.	TD	LG	Rec.-Yds.	Avg.	TD	LG
2019	-	-	-	-	3-32	10.7	-	13
2020	-	-	-	-	7-102	14.6	-	41
<b>CAREER</b>	-	-	-	-	<b>10-134</b>	<b>13.4</b>	-	<b>41</b>

**Receptions** ..... 5; at Ole Miss, 11/28/20

**Receiving Yards** ..... 92; at Ole Miss, 11/28/20

**Longest Reception** ..... 41 yards; at Ole Miss, 11/28/20



**ERROLL THOMPSON** 40  
Linebacker | 6-1 | 250  
Senior (3L)  
Florence, Ala./Florence  
Major: Interdisciplinary Studies

#### » CAREER NOTES & RECORDS

**Career:** Smart, instinctive, hard-hitter who is one of the best linebackers in college football ... Appeared in 47 career games with 37 starts ... Made 29 straight starts at middle linebacker after assuming the starting role for the final three games of his redshirt freshman season, a streak that ended at the 2019 Music City Bowl ... Owns 10 double-digit tackle games (2 in 2018; 3 in 2019; 5 in 2020) ... Posted back-to-back double-digit tackle games for the first time in his career in 2020, doing so twice.

**NCAA Active Leaders:** Sits No. 12 in the FBS in total tackles (291).

#### » 2020

**Awards:** Preseason candidate for the Butkus Award, presented to the nation's top linebacker ... Tabbed preseason All-SEC by the coaches (second team) and media (third team).

**Season:** Started eight games ... Served as MSU team captain in all eight games ... Logged 10+ tackles in five of the eight games.

**Rankings:** Sits No. 41 nationally and No. 8 in the SEC in tackles per game (9.2).

**LSU (9/26):** Finished with 10 tackles and 1.0 sack ... Eight of his tackles came in the second half, including three on LSU's final drive ... Recorded a sack on third down in the red zone to force a field goal early in the third quarter ... Part of a defense that recorded 7.0 sacks, its most since 2015 (7.0; Ole Miss) ... Earned the highest pass rush grade (72.5) on the team, according to PFF. **Arkansas (10/3):** Recorded a team-high 13 tackles ... 10 which came in the second half ... Marked the first time in his career that he recorded 10 tackles in back-to-back games ... First Bulldog with back-to-back games of 10+ tackles since Beniquez Brown in 2015 (Alabama, 11; at Arkansas, 12). **at Kentucky (10/10):** Logged five tackles ... Part of a defense that allowed only 157 yards of total offense, the fewest yielded by the Bulldogs in an SEC contest since 2008 against Vanderbilt (107 yards). **Texas A&M (10/17):** Finished with a team-high 11 tackles ... Added 0.5 tackles for loss ... Earned the team's top pass rushing (71.1) grade, according to PFF. **at Alabama (10/31):** Totaled a game-high 11 tackles ... Graded as the top tackler (83.8) and run defender (82.5) on the team, according to PFF ... Posted the second-highest defensive grade (72.5) on the team. **Vanderbilt (11/7):** Finished with eight tackles and one interception ... Intercepted a pass in the end zone in the second quarter ... Part of a defense that forced a season-high five turnovers, the most in a game by the Bulldogs since Nov. 17, 2012, against Arkansas (5) ... Led the team in coverage grade (80.9) from PFF.

at Georgia (11/21): Recorded five tackles ... Added a solo sack ... Part of a defense that tallied 11 tackles for loss ... Helped hold Georgia to eight yards rushing, the fewest yards allowed by State in an SEC game since at least 2006. **at Ole Miss (11/28):** Piled up 11 stops for his fifth double-digit tackle game of the season.

» 2020 GAME-BY-GAME

Tackles (Solo-Assisted-Total)

at LSU 4-6-10; ARKANSAS 5-7-13; at Kentucky 1-4-5; TEXAS A&M 1-10-11; at Alabama 5-6-11; VANDERBILT 1-7-8; at Georgia 4-1-5; at Ole Miss 4-7-11.

» THOMPSON'S CAREER STATISTICS & GAME HIGHS

	UA-A	TK	FF	FR	I	PBU	SACK	TFL
2017	21-25	46	1	-	-	1	2.5-18	5.5-36
2018	31-56	87	-	-	2	-	3.5-26	9.0-34
2019	38-46	84	1	1	-	2	0.5-4	3.5-11
2020	26-48	74	-	-	1	-	2.0-15	2.5-15
CAREER	116-175	291	2	1	3	3	8.5-63	20.5-96

Tackles	14; Florida, 9/29/18
Tackles for Loss	2.5; Arkansas, 11/17/18
Sacks	1.5; Arkansas, 11/17/18
Pass Breakups	1; Twice: Last Kentucky, 9/21/19
Interceptions	1; Three Times: Last Vanderbilt, 11/7/20
Fumbles Forced	1; Twice: Last Ole Miss, 11/28/19
Fumbles Recovered	1; at Louisiana, 8/31/19



SHERMAN TIMBS

34

Defensive End | 6-2 | 270  
Junior (1L)  
Indianola, Miss./Indianola Academy  
Major: Agribusiness

» 2020

**Season:** Appeared in seven games ... Seen action mostly on special teams.  
**TEXAS A&M (10/17):** Recorded one tackle. **at Alabama (10/31):** Made one stop. **at Ole Miss (11/28):** Logged one tackle on defense.

» 2020 GAME-BY-GAME

Tackles (Solo-Assisted-Total)

at LSU 0-0-0; ARKANSAS 0-0-0; at Kentucky 0-0-0; TEXAS A&M 0-1-1; at Alabama 1-0-1; VANDERBILT 0-0-0; at Georgia DNP; at Ole Miss 1-0-1.

» TIMBS' CAREER STATISTICS & GAME HIGHS

	UA-A	TK	FF	FR	I	PBU	SACK	TFL
2018	-	-	-	-	-	-	-	-
2019	1-2	3	-	-	-	-	-	-
2020	2-1	3	-	-	-	-	-	-
CAREER	3-3	6	-	-	-	-	-	-

Tackles ..... 1; Six Times: Last at Ole Miss, 11/28/20



JADEN WALLEY

31

Wide Receiver | 6-0 | 180  
Freshman (HS)  
D'Iberville, Miss./D'Iberville  
Major: Industrial Tech

» CAREER NOTES & RECORDS

**Career:** First MSU freshman to record back-to-back 100-yard receiving games, doing so at Georgia (115) and at Ole Miss (176) ... One of two Bulldog freshmen to record multiple 100-yard receiving games, joining Mardye McDole (2).

**Game:** Broke a 43-year-old record for single game receiving yards by a freshman with 176 at Ole Miss (11/28), breaking Mardye McDole's mark of 143 at Auburn (11/5/1977).

» 2020

**Season:** Appeared in eight games with five starts... One of nine MSU true freshmen to debut in 2020 ... One of 21 Bulldogs to make their first career start in 2020 ... One of 23 student-athletes to make their Mississippi State debut in 2020 ... Combines with Jo'quavious Marks and Will Rogers to make MSU the only FBS program starting true freshmen at quarterback, running back and wide receiver ... First freshman to record 100 yards receiving in a game since Chad Bumphis (123) against Georgia Tech in 2009.

**Rankings:** Sits No. 91 in the NCAA and No. 15 in the SEC in receiving yards (462) ... Is No. 3 in the FBS among true freshman in receiving yards (462) and No. 4 in receptions (35) according to PFF.

at LSU (9/26): Made collegiate debut. **Arkansas (10/3):** Earned first career start ... Finished with six catches and 56 yards ... Recorded first career catch on State's second drive for a 16-yard gain ... Returned two punts for 21 yards ... Part of a freshmen trio (Jo'quavious Marks and Dillon Johnson) that accounted for 217 yards of offense, which was 54.3 percent of State's 400 yards. **at Kentucky (10/10):** Logged two catches for 17 yards ... Combined with State's receiving corp to haul in an MSU-record 45 completions ... Returned the first kickoff of his career for 11 yards. **TEXAS A&M (10/17):** Recorded three receptions for 37 yards ... Caught a career-long 19-yard pass in the second quarter. **at Alabama (10/31):** Totaled three catches for 18 yards. **Vanderbilt (11/7):** Finished with five receptions for 43 yards. **at Georgia (11/21):** Logged seven catches for 115 yards ... Became first true freshman to reach the century mark since Chad Bumphis (123) against Georgia Tech in 2009 ... Just the sixth freshman to reach the mark in program history ... Made two receptions of 20-plus yards in the game, highlighted by a 51-yard touchdown reception ... The touchdown catch was the first of his career. **at Ole Miss (11/28):** Became the first MSU freshman with back-to-back 100-yard receiving games in program history ... Caught nine passes for an MSU freshman single game record 176 yards ... Bested Mardye McDole's 143-yard effort from 1977 at Auburn to surpass the 43-year-old freshman mark.

» 2020 GAME-BY-GAME

Receiving (Receptions-Yards-TD)

at LSU 0-0-0; ARKANSAS 6-56-0; at Kentucky 2-17-0; TEXAS A&M 3-37-0; at Alabama 3-18-0; VANDERBILT 5-43-0; at Georgia 7-115-1; at Ole Miss 9-176-0.

» WALLEY'S CAREER STATISTICS & GAME HIGHS

	Att.-Yds.	YPC	TD	LG	Rec.-Yds.	YPC	TD	LG
2020	-	-	-	-	35-462	13.2	1	51
CAREER	-	-	-	-	35-462	13.2	1	51

Receptions ..... 9; at Ole Miss, 11/28/20  
Receiving Yards ..... 176; at Ole Miss, 11/28/20  
Receiving Touchdowns ..... 1; at Georgia, 11/21/20  
Longest Reception ..... 51 yards; at Georgia, 11/21/20

» 2020 GAME-BY-GAME

Kickoff Returns (Returns-Yards-TD-YPR)

at LSU 0-0-0-0.0; ARKANSAS 0-0-0-0.0; at Kentucky 1-11-0-11.0; TEXAS A&M 0-0-0-0.0; at Alabama 0-0-0-0.0; VANDERBILT 0-0-0-0.0; at Georgia 0-0-0-0.0; at Ole Miss 0-0-0-0.0.

» WALLEY'S CAREER KICKOFF RETURN STATISTICS & GAME HIGHS

	No.	Yds.	Avg.	TD	LG
2020	1	11	11.0	-	11
CAREER	1	11	11.0	-	11

Kick Returns ..... 1; at Kentucky, 10/10/20  
Kick Return Yards ..... 11; at Kentucky, 10/10/20  
Long Kick Return ..... 11 yards; at Kentucky, 10/10/20

» 2020 GAME-BY-GAME

Punt Returns (Returns-Yards-TD-YPR)

at LSU 0-0-0-0.0; ARKANSAS 2-21-0-10.5; at Kentucky 0-0-0-0.0; TEXAS A&M 0-0-0-0.0; at Alabama 0-0-0-0.0; VANDERBILT 0-0-0-0.0; at Georgia 0-0-0-0.0; at Ole Miss 0-0-0-0.0.

» WALLEY'S CAREER PUNT RETURN STATISTICS & GAME HIGHS

	No.	Yds.	Avg.	TD	LG
2020	2	21	10.5	--	20
CAREER	2	21	10.5	--	20

Punt Returns ..... 2; Arkansas, 10/3/20  
Punt Return Yards ..... 21; Arkansas, 10/3/20  
Long Punt Return ..... 20 yards; Arkansas, 10/3/20

All-Purpose Yards ..... 176; at Ole Miss, 11/28/20

**NOTE:** Has one career tackle on special teams (Vanderbilt, 2020).



NATHANIEL WATSON

14

Linebacker | 6-2 | 250  
Sophomore (1L)  
Maplesville, Ala./Maplesville  
Major: Undeclared

» 2020

**Season:** Appeared in eight games with two start ... One of 21 Bulldogs to make their first career start in 2020 ... Has seen time on defense and special teams.

**at LSU (9/26):** Recorded three tackles. **at Kentucky (10/10):** Logged three tackles and half a tackle for loss ... Part of a defense that allowed only 157 yards of total offense, the fewest yielded by the Bulldogs in an SEC contest since 2008 against Vanderbilt (107 yards). **TEXAS A&M (10/17):** Recorded one tackle. **at Alabama (10/31):** Totaled one stop. **Vanderbilt (11/7):** Finished with three tackles. **at Georgia (11/21):** Made his first career start ... Recorded four tackles ... Logged 1.5 tackles for loss ... Added one pass breakup ... Part of a defense that tallied 11 tackles for loss ... Helped hold Georgia to eight yards rushing, the fewest yards allowed by State in an SEC game since at least 2006. **at Ole Miss (11/28):** Piled up eight tackles with seven solo stops.

» 2020 GAME-BY-GAME

Tackles (Solo-Assisted-Total)

at LSU 2-1-3; ARKANSAS 0-0-0; at Kentucky 1-2-3; TEXAS A&M 0-1-1; at Alabama 0-1-1; VANDERBILT 0-3-3; at Georgia 1-3-4; at Ole Miss 7-1-8.

» WATSON'S CAREER STATISTICS & GAME HIGHS

	UA-A	TK	FF	FR	I	PBU	SACK	TFL
2018	2-1	3	-	-	-	-	-	-
2019	1-1	2	-	-	-	-	-	1.0-1
2020	11-12	23	-	-	-	1	-	2.0-4
CAREER	14-14	28	-	-	-	1	-	3.0-5

Tackles	8; at Ole Miss, 11/28/20
Tackles for Loss	1.5; at Georgia, 11/21/20
Pass Breakups	1; at Georgia, 11/21/20



TYRUS WHEAT

2

Linebacker | 6-2 | 260  
Junior (JC)  
Amite, La./Copiah-Lincoln [MS] CC  
Major: Undeclared

» 2020

**Season:** Started six games ... One of 21 Bulldogs to make their first career start in 2020 ... One of 23 student-athletes to make their Mississippi State debut in 2020.

**Rankings:** Ranks tied for No. 7 in the FBS and No. 1 in the SEC in fumbles recovered (2) ... Sits tied for No. 19 in the NCAA and No. 2 in the SEC in fumbles recovered (0.33 frpg) ... Is No. 91 nationally and No. 8 in the SEC in sacks per game (0.58).

**at LSU (9/26):** Made collegiate debut in a start ... Recorded four tackles, one sack and one pass break ... Picked up his first career sack in the second quarter ... Part of a defense that recorded 7.0 sacks, its most since 2015 (7.0; Ole Miss) ... Earned the highest defensive (76.2) and coverage (74.1) grades for the Bulldogs and was second on the team in tackling (79.2) and pass rushing (72.4) grades, according to PFF. **Arkansas (10/3):** Posted two tackles and 0.5 sack. **at Kentucky (10/10):** Logged a sack for the third straight game to start his Mississippi State career as his lone tackle ... Part of a defense that allowed only 157 yards of total offense, the fewest yielded by the Bulldogs in an SEC contest since 2008 against Vanderbilt (107 yards). **TEXAS A&M (10/17):** Recorded four tackles. **at Alabama (10/31):** Recovered the first fumble of his career on a goal-line stand in the fourth quarter and returned it 13 yards ... Added one tackle. **Vanderbilt (11/7):** Finished with six tackles, two forced fumbles, one sack, one tackle for loss and one fumble recovery ... Forced his first career fumble in the third quarter, which was recovered by Mississippi State ... Recorded a strip sack and recovered the fumble in the fourth quarter, which led to an MSU touchdown ... The first Bulldog to force two fumbles since Tim Washington at Auburn in 2019 ... Part of a defense that forced a season-high five turnovers, the most in a game by the Bulldogs since Nov. 17, 2012, against Arkansas (5) ... Led the team and ranked 15th in the country in pass rushing grade (90.7) during Week 10 per PFF ... Earned the second-highest defensive grade (79.4) on the team by PFF.

## » 2020 GAME-BY-GAME

### Tackles (Solo-Assisted-Total)

at LSU 2-2-4; ARKANSAS 1-1-2; at Kentucky 1-0-1; TEXAS A&M 1-3-4; at Alabama 0-1-1; VANDERBILT 3-3-6; at Georgia DNP; at Ole Miss DNP.

## » WHEAT'S CAREER STATISTICS & GAME HIGHS

	UA-A	TK	FF	FR	I	PBU	SACK	TFL
2020	8-10	18	2	2	-	1	3.5-18	3.5-18
<b>CAREER</b>	<b>8-10</b>	<b>18</b>	<b>2</b>	<b>2</b>	<b>-</b>	<b>1</b>	<b>3.5-18</b>	<b>3.5-18</b>

**Tackles** ..... 6; Vanderbilt, 11/7/20  
**Sacks** ..... 1.0; Three Times: Last Vanderbilt, 11/7/20  
**Tackles for Loss** ..... 1.0; Three Times: Last Vanderbilt, 11/7/20  
**Pass Breakups** ..... 1; at LSU, 9/26/20  
**Forced Fumbles** ..... 2; Vanderbilt, 11/7/20  
**Fumble Recoveries** ..... 1; Twice: Last Vanderbilt, 11/7/20



AUSTIN WILLIAMS

85

Wide Receiver | 6-3 | 200  
 Junior (2L)  
 Ocean Springs, Miss./Ocean Springs  
 Major: Finance

## » CAREER NOTES & RECORDS

**Career:** Appeared in 34 career games with 12 starts ... Earned his undergraduate degree in finance in three years ... Carried a 4.0 GPA throughout his undergraduate program ... Three-time member of the SEC Academic Honor Roll (2017-19).

## » 2020

**Season:** Appeared in eight games with seven starts ... Has seen time at wide receiver and as punt returner.

**at LSU (9/26):** Finished with career highs in receptions (7) and receiving yards (57) to go along with one touchdown ... Four of his catches came in the fourth quarter ... Fourth-quarter touchdown catch gave State a 34-24 lead ... Two of his receptions went for first downs. **at Kentucky (10/10):** Recorded five receptions for 39 yards ... Combined with State's receiving corp to haul in an MSU-record 45 completions ... Posted career highs for punt returns (5), punt return yardage (43) and long punt return (17). **Texas A&M (10/17):** Recorded three catches for 32 yards. **at Alabama (10/31):** Totaled three receptions for 32 yards. **Vanderbilt (11/7):** Finished six catches for 33 yards. **at Georgia (11/21):** Caught three passes for 32 yards. **at Ole Miss (11/28):** Caught six passes for 31 yards and one score ... Collected pass and went seven yards into the end zone for a fourth-quarter score that made it a three-point game.

## » 2020 GAME-BY-GAME

### Receiving (Receptions-Yards-TD)

at LSU 7-57-1; ARKANSAS 0-0-0; at Kentucky 5-39-0; TEXAS A&M 3-32-0; at Alabama 3-32-0; VANDERBILT 6-33-0; at Georgia 3-32-0; at Ole Miss 6-31-1.

## » A. WILLIAMS' CAREER STATISTICS & GAME HIGHS

	Att.-Yds.	YPC	TD	LG	Rec.-Yds.	YPC	TD	LG
2018	-	-	-	-	10-137	13.7	3	33
2019	-	-	-	-	11-119	10.8	2	28
2020	-	-	-	-	33-256	7.8	2	19
<b>CAREER</b>	<b>-</b>	<b>-</b>	<b>-</b>	<b>-</b>	<b>54-512</b>	<b>9.5</b>	<b>7</b>	<b>33</b>

**Receptions** ..... 7; at LSU, 9/26/20  
**Receiving Yards** ..... 57; at LSU, 9/26/20  
**Receiving Touchdowns** ..... 2; Arkansas, 11/17/18  
**Longest Reception** ..... 33 yards; Arkansas, 11/17/18

## » 2020 GAME-BY-GAME

### Punt Returns (Returns-Yards-TD-YPR)

at LSU 0-0-0-0.0; ARKANSAS 1-0-0-0.0; at Kentucky 5-43-0-8.6; TEXAS A&M 0-0-0-0.0; at Alabama 0-0-0-0.0; VANDERBILT 0-0-0-0.0; at Georgia 0-0-0-0.0; at Ole Miss 0-0-0-0.0.

## » A. WILLIAMS' CAREER PUNT RETURN STATISTICS & GAME HIGHS

	No.	Yds.	Avg.	TD	LG
2018	-	-	-	-	-
2019	-	-	-	-	-
2020	6	43	7.2	-	17
<b>CAREER</b>	<b>6</b>	<b>43</b>	<b>7.2</b>	<b>-</b>	<b>17</b>

**Punt Returns** ..... 5; at Kentucky, 10/10/20  
**Punt Return Yards** ..... 43; at Kentucky, 10/10/20  
**Long Punt Return** ..... 17 yards; at Kentucky, 10/10/20



LEE WITHERSPOON

22

Running Back | 5-10 | 195  
 Sophomore (1L)  
 Birmingham, Ala./North Jackson  
 Major: Undeclared

## » CAREER NOTES & RECORDS

**Career:** Played defensive back at A.H. Parker High School prior to transferring to North Jackson ... Holds Alabama state records for single-season rushing touchdowns (53) and total touchdowns in a season (59).

## » 2020

**Season:** Appeared in eight games.

**at Alabama (10/31):** Totaled four receptions for 25 yards ... Carried once for no gain. **Vanderbilt (11/7):** Finished two catches for 11 yards. **at Georgia (11/21):** Caught two passes for 11 yards.

## » 2020 GAME-BY-GAME

### Rushing (Carries-Yards-TD)

at LSU 0-0-0; ARKANSAS 0-0-0; at Kentucky 0-0-0; TEXAS A&M 0-0-0; at Alabama 1-0-0; VANDERBILT 0-0-0; at Georgia, 0-0-0-0; at Ole Miss 0-0-0.

### Receiving (Receptions-Yards-TD)

at LSU 0-0-0; ARKANSAS 0-0-0; at Kentucky 0-0-0; TEXAS A&M 0-0-0; at Alabama 4-25-0; VANDERBILT 2-11-0; at Georgia 2-11-0; at Ole Miss 0-0-0.

## » WITHERSPOON'S CAREER STATISTICS & GAME HIGHS

	Att.-Yds.	Avg.	TD	LG	Rec.-Yds.	Avg.	TD	LG
2019	22-101	4.6	1	22	3-19	6.3	-	12
2020	1-0	0.0	-	0	8-47	5.9	-	13
<b>CAREER</b>	<b>23-101</b>	<b>4.4</b>	<b>1</b>	<b>22</b>	<b>11-66</b>	<b>6.0</b>	<b>-</b>	<b>13</b>

**Rushes** ..... 7; Southern Miss, 9/7/18  
**Rush Yards** ..... 40; Southern Miss, 9/7/18  
**Rushing Touchdowns** ..... 1; Southern Miss, 9/7/18  
**Long Rush** ..... 22 yards; Southern Miss, 9/7/18

**Receptions** ..... 4; at Alabama 10/31/20  
**Receiving Yards** ..... 25; at Alabama 10/31/20  
**Longest Reception** ..... 13 yards; at Alabama 10/31/20

**NOTE:** Has one career kickoff return for 15 yards ... Owns one career tackle (Texas A&M, 2020).



CAMERON YOUNG

93

Defensive Tackle | 6-3 | 320  
 Sophomore (1L)  
 Crosby, Miss./Franklin County  
 Major: Undeclared

## » 2020

**Season:** Appeared in five games.

**at Alabama (10/31):** Totaled one tackle. **Vanderbilt (11/7):** Finished with three tackles and one tackles for loss ... Logged a fourth-quarter solo stop behind the line of scrimmage ... Earned the top defensive (81.8) and rush defense (88.0) grades on the team by PFF. **at Georgia (11/21):** Recorded three tackles, including half a tackle for loss ... Added one pass breakup ... Part of a defense that tallied 11 tackles for loss ... Helped hold Georgia to eight yards rushing, the fewest yards allowed by State in an SEC game since at least 2006. **at Ole Miss (11/28):** Totaled three stops ... Had a solo takedown of Matt Corral in the third quarter.

## » 2020 GAME-BY-GAME

### Tackles (Solo-Assisted-Total)

at LSU 0-0-0; ARKANSAS DNP; at Kentucky DNP; TEXAS A&M DNP; at Alabama 0-1-1; VANDERBILT 1-2-3; at Georgia 1-2-3; at Ole Miss 1-2-3.

## » YOUNG'S CAREER STATISTICS & GAME HIGHS

	UA-A	TK	FF	FR	I	PBU	SACK	TFL
2018	-	-	-	-	-	-	-	-
2019	2-3	5	-	-	-	-	-	1.0-2
2020	3-7	10	-	-	-	1	1.0-7	2.5-13
<b>CAREER</b>	<b>5-10</b>	<b>15</b>	<b>-</b>	<b>-</b>	<b>-</b>	<b>1</b>	<b>1.0-7</b>	<b>3.5-15</b>

**Tackles** ..... 3; Three Times: Last at Ole Miss, 11/28/20  
**Tackles for Loss** ..... 1.0; Three Times: Last at Ole Miss, 11/28/20  
**Sacks** ..... 1.0; at Ole Miss, 11/28/20  
**Pass Breakups** ..... 1; at Georgia, 11/21/20



## 2020 ROSTERS

### ALPHABETICAL ROSTER

No.	Name	Pos.
25	Somon Anderson	S
89	Carson Banks	WR
80	Jay Banks	WR
92	Jevon Banks	DE
43	Paul Blackwell	LS
97	Reed Bowman	P
87	Bo Brooks	WR
3	Aaron Brule	LB
51	Reed Buys	OL
20	Kyle Cass	CB
16	Korey Charles	CB
47	Jace Christmann	K
26	Aadreekis Conner	S
90	Armondous Cooley	DT
3	K.J. Costello	QB
41	Colby Cox	LS
28	Londyn Craft	S
67	Charles Cross	OL
94	Jaden Crumedy	DT
25	Brad Cumbest	WR
72	Brandon Cunningham	OL
6	Jordan Davis	LB
37	Tucker Day	P
36	Janari Dean	S
17	Caleb Ducking	WR
19	Collin Duncan	S
55	Greg Eiland	OL
1	Martin Emerson	CB
13	Emmanuel Forbes	CB
24	Christian Ford	WR
27	Esaias Furdge	CB
18	Cameron Gardner	WR
53	Joseph Garner	LB
48	Scott Goodman	K
37	Haze Greer	WR
81	Lideatrick Griffin	WR
54	Rodney Groce Jr.	LB
35	Landon Guidry	S
68	Hayes Hammond	LS
15	Jack Harris	DE
82	Rufus Harvey	WR
4	Malik Heath	WR
86	Jordon Hoyer	WR
52	Grant Jackson	OL
71	James Jackson	OL
51	R.J. Jennings	LB
32	J.J. Jernighan	RB
36	Jay Jimison	CB
23	Dillon Johnson	RB
44	Jett Johnson	LB
69	Kwatrivous Johnson	OL
70	Ramble Johnson	OL
84	Dontea Jones	WR
58	Kameron Jones	OL
52	Kobe Jones	DE
89	Brodie King	WR
4	Izuchukwu King Ani	DE
78	Scott Lashley	OL
24	Dylan Lawrence	S

### NUMERICAL ROSTER

No.	Name	Pos.	Ht.	Wt.	Cl.	Exp.	Hometown (Previous School)
0	JaVonta Payton	WR	6-1	180	Sr.	1L	Nashville, Tenn. (Northwest Mississippi CC)
1	Martin Emerson	CB	6-2	195	So.	1L	Pensacola, Fla. (Pine Forest)
2	Will Rogers	QB	6-2	205	Fr.	HS	Brandon, Miss. (Brandon)
2	Tyrus Wheat	LB	6-2	260	Jr.	JC	Amite, La. (Copiah-Lincoln [Miss.] CC)
3	Aaron Brule	LB	6-1	230	So.	1L	New Orleans, La. (Archbishop Rummel)
3	K.J. Costello	QB	6-5	225	Sr.	GTR	Rancho Santa Margarita, Calif. (Stanford)
4	Malik Heath	WR	6-3	215	Jr.	JC	Jackson, Miss. (Copiah-Lincoln [Miss.] CC)
4	Izuchukwu King Ani	DE	6-4	255	RFr.	RS	Hendersonville, Tenn. (Davidson Academy)
5	Osirus Mitchell	WR	6-5	210	Sr.	3L	Sarasota, Fla. (Booker)
6	Jordan Davis	LB	6-4	260	Jr.	JC	Memphis, Tenn. (Copiah-Lincoln [Miss.] CC)
7	Marcus Murphy	S	6-1	200	Jr.	2L	West Point, Miss. (West Point)
8	Brandon Ruiz	K	5-10	180	RJr.	GTR	Tempe, Ariz. (Arizona State)
9	De'Monte Russell	LB	6-4	250	RFr.	RS	Jackson, Miss. (Provine)
11	Geor'quarius Spivey	WR	6-5	240	So.	1L	Monroe, La. (Richwood)
12	Shawn Preston Jr.	S	6-0	210	So.	1L	St. James, La. (St. James)
13	Emmanuel Forbes	CB	6-0	180	Fr.	HS	Grenada, Miss. (Grenada)
13	Kyziah Pruitt	WR	5-10	205	RFr.	RS	Macon, Miss. (Noxubee County)
13	Tyler Williams	CB	6-2	175	Jr.	2L	Oxford, Miss. (Lafayette)
14	Nathaniel Watson	LB	6-2	250	So.	1L	Maplesville, Ala. (Maplesville)
15	Jack Harris	DE	6-3	250	RFr.	RS	Sumrall, Miss. (Oak Grove)
16	Korey Charles	CB	5-10	185	Sr.	3L	Miami, Fla. (North Florida Christian)
16	Allan Walters	QB	6-2	210	RSO.	TR	Chatham, N.J. (Vanderbilt)
17	Caleb Ducking	WR	6-5	200	Jr.	JC	Rolling Fork, Miss. (Holmes [Miss.] CC)
17	Aaron Odom	DE	6-3	275	Jr.	1L	Jackson, Miss. (Callaway)
18	Cameron Gardner	WR	6-4	220	So.	1L	Starkville, Miss. (Starkville)
19	Collin Duncan	S	6-0	205	So.	SQ	Montgomery, Ala. (St. James)
19	Justin Stolberg	QB	6-1	190	RJr.	JC	Covington, La. (Butler [Kan.] CC)
20	Kyle Cass	CB	6-2	195	Jr.	JC	New Orleans, La. (Mississippi Delta CC)
20	Trip Wilson	WR	6-2	190	Fr.	HS	Tupelo, Miss. (Tupelo)
21	Jo'quavious Marks	RB	5-10	195	Fr.	HS	Atlanta, Ga. (Carver)
21	Jaylon Reed	CB	6-0	185	So.	SQ	Olive Branch, Miss. (Olive Branch)
22	Nathan Pickering	DT	6-4	310	So.	1L	Mount Olive, Miss. (Seminary)
22	Lee Witherspoon	RB	5-10	195	So.	1L	Birmingham, Ala. (North Jackson)
23	Dillon Johnson	RB	6-0	215	Fr.	HS	Greenville, Miss. (Saint Joseph)
23	J.P. Purvis	S	6-1	220	RFr.	RS	Pelahatchie, Miss. (Pelahatchie Attendance Center)
24	Christian Ford	WR	5-11	170	So.	JC	Atlanta, Ga. (Iowa Central CC)
24	Dylan Lawrence	S	6-4	195	RFr.	RS	George County, Miss. (George County)
25	Somon Anderson	S	6-0	200	Jr.	SQ	New Orleans, La. (Brother Martin)
25	Brad Cumbest	WR	6-5	245	So.	1L	Hurley, Miss. (East Central)
26	Aadreekis Conner	S	6-2	210	Jr.	1L	Port Gibson, Miss. (Port Gibson)
27	Esaias Furdge	CB	6-0	185	So.	SQ	Clarksdale, Miss. (Clarksdale)
28	Londyn Craft	S	6-0	200	Jr.	SQ	Rio Rancho, N.M. (IMG Academy)
29	C.J. Morgan	S	6-0	200	Sr.	3L	Bossier City, La. (Parkway)
30	Decameron Richardson	CB	6-2	180	Fr.	HS	Cullen, La. (Bossier)
31	Malik Sanders	CB	5-11	165	Jr.	SQ	Greenville, Miss. (Northwest Mississippi CC)
31	Jaden Walley	WR	6-0	180	Fr.	HS	D'Iberville, Miss. (D'Iberville)
32	J.J. Jernighan	RB	5-11	205	Jr.	JC	Amory, Miss. (Copiah-Lincoln [Miss.] CC)
32	Cam Threatt	CB	6-0	165	Fr.	HS	Lewisburg, Miss. (Lewisburg)
33	Omni Wells	RB	5-10	195	Jr.	JC	Moss Point, Miss. (Mississippi Gulf Coast CC)
34	Sherman Timbs	DE	6-2	270	Jr.	1L	Indianola, Miss. (Indianola Academy)
35	Landon Guidry	S	6-0	195	Jr.	2L	Spring Hill, Tenn. (Independence)
36	Janari Dean	S	5-11	190	Fr.	HS	Batesville, Miss. (South Panola)
36	Jay Jimison	CB	6-0	195	Jr.	RS	Forest, Miss. (Copiah-Lincoln [Miss.] CC)
37	Tucker Day	P	6-0	210	Jr.	2L	Brentwood, Tenn. (Brentwood)
37	Haze Greer	WR	6-3	210	RFr.	RS	Centreville, Miss. (Centreville Academy)
38	Fred Peters	S	5-10	210	Sr.	1L	Columbia, Miss. (Jones College)
40	Erroll Thompson	LB	6-1	250	Sr.	3L	Florence, Ala. (Florence)
41	Colby Cox	LS	6-1	240	Fr.	HS	Woodstock, Ga. (Woodstock)
41	Cody Swanson	S	6-0	190	RFr.	RS	Madison, Miss. (Madison-Ridgeland Academy)

## 2020 ROSTERS

### NUMERICAL ROSTER

No.	Name	Pos.	Ht.	Wt.	CL.	Exp.	Hometown (Previous School)
42	Marquiss Spencer	DE	6-4	300	Sr.	3L	Greenwood, Miss. (Greenwood)
43	Paul Blackwell	LS	5-10	205	Sr.	1L	Pascagoula, Miss. (Mississippi Gulf Coast CC)
44	Jett Johnson	LB	6-2	235	So.	SQ	Tupelo, Miss. (Tupelo)
45	Devon Robinson	DT	6-4	300	So.	SQ	Memphis, Tenn. (Whitehaven)
47	Jace Christmann	K	6-0	195	Sr.	3L	Houston, Texas (Memorial)
48	Scott Goodman	K	5-10	200	Jr.	2L	Brandon, Miss. (Brandon)
49	Aidan Martin	K	6-1	215	Fr.	HS	Houston, Texas (Klein Cain)
51	Reed Buys	OL	6-4	285	So.	JC	Vicksburg, Miss. (Jones College)
51	R.J. Jennings	LB	6-0	235	Sr.	1L	Birmingham, Ala. (Lindsey Wilson College)
52	Grant Jackson	OL	6-6	325	Fr.	HS	Brookhaven, Miss. (West Lincoln)
52	Kobe Jones	DE	6-4	260	Sr.	2L	Starkville, Miss. (Starkville)
53	Joseph Garner	LB	6-3	220	So.	SQ	Ridgeland, Miss. (St. Andrew's Episcopal)
54	Rodney Groce Jr.	LB	6-2	245	Fr.	HS	Pleasant Grove, Ala. (Pleasant Grove)
55	Greg Eiland	OL	6-8	335	Sr.	3L	Philadelphia, Miss. (Philadelphia)
56	Dareuan Parker	OL	6-4	355	Sr.	3L	Olive Branch, Miss. (DeSoto Central)
57	Cole Smith	OL	6-3	305	So.	SQ	Pontotoc, Miss. (LSU)
58	Kameron Jones	OL	6-5	305	So.	SQ	Starkville, Miss. (Starkville)
60	William Ryland	OL	6-2	275	RFr.	RS	Fairhope, Ala. (Fairhope)
62	Matt Stanic	OL	6-4	345	Sr.	SQ	Madison, Miss. (Madison Central)
63	LaQuinston Sharp	OL	6-3	300	Sr.	1L	Columbus, Miss. (East Mississippi CC)
65	JT Zakkak	OL	6-3	285	Fr.	HS	Gulfport, Miss. (Gulfport)
67	Charles Cross	OL	6-5	290	RFr.	RS	Laurel, Miss. (Laurel)
68	Hayes Hammond	LS	5-10	190	Fr.	HS	Tupelo, Miss. (Tupelo)
69	Kwatrivos Johnson	OL	6-7	315	So.	SQ	Greenwood, Miss. (Greenwood)
70	Ramble Johnson	OL	6-4	275	Jr.	JC	Purvis, Miss. (Northwest Mississippi CC)
71	James Jackson	OL	6-3	330	Jr.	2L	Pascagoula, Miss. (Pascagoula)
72	Brandon Cunningham	OL	6-4	300	RFr.	RS	St. Martin, Miss. (St. Martin)
75	Calvin McMillian	OL	6-5	325	Fr.	HS	Houston, Miss. (Houston)
78	Scott Lashley	OL	6-7	315	Sr.	GTR	West Point, Miss. (Alabama)
80	Jay Banks	WR	6-2	225	Sr.	TR	Olive Branch, Miss. (Louisville)
81	Lideatrick Griffin	WR	5-10	175	Fr.	HS	Philadelphia, Miss. (Philadelphia)
82	Rufus Harvey	WR	5-10	160	Fr.	HS	Starkville, Miss. (Starkville)
83	Quinton Torbor	WR	6-1	195	RFr.	RS	Destrehan, La. (Destrehan)
84	Dontea Jones	WR	6-4	230	Sr.	3L	McCool, Miss. (Jireh (N.C.) Prep)
85	Austin Williams	WR	6-3	200	Jr.	2L	Ocean Springs, Miss. (Ocean Springs)
86	Jordon Hoyer	WR	6-0	200	RJr.	RS	Fairburn, Ga. (Creekside)
87	Bo Brooks	WR	6-1	185	So.	JC	Madison, Miss. (Copiah-Lincoln [Miss.] CC)
88	Powers Warren	WR	6-3	235	Jr.	1L	Minnetonka, Minn. (Minnetonka Senior)
89	Carson Banks	WR	5-10	165	Jr.	JC	Brandon, Miss. (Northeast Mississippi CC)
89	Brodie King	WR	5-10	185	Jr.	JC	Biloxi, Miss. (Jones College)
90	Armondous Cooley	DT	6-2	305	Fr.	HS	Shubuta, Miss. (Wayne County)
91	Nolan McCord	K	6-0	170	Fr.	HS	Lilburn, Ga. (Parkview)
92	Jevon Banks	DE	6-2	285	Fr.	HS	Olive Branch, Miss. (Olive Branch)
93	Cameron Young	DT	6-3	320	So.	1L	Crosby, Miss. (Franklin County)
94	Jaden Crumedy	DT	6-5	300	So.	1L	Hattiesburg, Miss. (Oak Grove)
95	Allen Love	DT	6-2	285	So.	SQ	Birmingham, Ala. (Louisville)
97	Reed Bowman	P	6-0	200	Sr.	SQ	Magnolia, Texas (Texas Tech)

### ALPHABETICAL ROSTER

No.	Name	Pos.
95	Allen Love	DT
21	Jo'quavious Marks	RB
49	Aidan Martin	K
91	Nolan McCord	K
75	Calvin McMillian	OL
5	Osirus Mitchell	WR
29	C.J. Morgan	S
7	Marcus Murphy	S
17	Aaron Odom	DE
56	Dareuan Parker	OL
0	JaVonta Payton	WR
38	Fred Peters	S
22	Nathan Pickering	DT
12	Shawn Preston Jr.	S
13	Kyziah Pruitt	WR
23	J.P. Purvis	S
21	Jaylon Reed	CB
30	Decameron Richardson	CB
45	Devon Robinson	DT
2	Will Rogers	QB
8	Brandon Ruiz	K
9	De'Monte Russell	LB
60	William Ryland	OL
31	Malik Sanders	CB
63	LaQuinston Sharp	OL
57	Cole Smith	OL
42	Marquiss Spencer	DE
11	Geor'quarius Spivey	WR
62	Matt Stanic	OL
19	Justin Stolberg	QB
41	Cody Swanson	S
40	Erroll Thompson	LB
32	Cam Threatt	CB
34	Sherman Timbs	DE
83	Quinton Torbor	WR
31	Jaden Walley	WR
16	Allan Walters	QB
88	Powers Warren	WR
14	Nathaniel Watson	LB
33	Omni Wells	RB
2	Tyrus Wheat	LB
13	Tyler Williams	CB
85	Austin Williams	WR
20	Trip Wilson	WR
22	Lee Witherspoon	RB
93	Cameron Young	DT
65	JT Zakkak	OL

### PRONUNCIATION GUIDE

0	JaVonta Payton	ja-VON-tay
3	Aaron Brule	BREW-lay
4	Izuchukwu King Ani	Iz-ooH-choo-kwoo
5	Osirus Mitchell	o-SIGH-russ
8	Brandon Ruiz	REEZ
9	De'Monte Russell	DUH-mahn-tay
11	Geor'quarius Spivey	ja-QUARE-ee-US

13	Kyziah Pruitt	KUH-zeye-uh
21	Jo'quavious Marks	jo-QUAY-vee-US
27	Esaiah Furdge	ee-ZAH-yahs
32	Cam Threatt	threet
40	Erroll Thompson	AIR-uhl
47	Jace Christmann	CHRIST-man
55	Greg Eiland	island

56	Dareuan Parker	DARE-ee-un
69	Kwatrivos Johnson	Kwa-TRAY-vee-us
77	Cordavien Suggs	COR-day-vee-uhN
81	Lideatrick "Tulu" Griffin	TOD-loo
84	Dontea Jones	DAHN-tay