

MISSISSIPPI STATE

FOOTBALL

BRANDON LANGLOIS | Associate Athletics Director/Communications | BLANGLOIS@ATHLETICS.MSSTATE.EDU

BRIAN OGDEN | Associate Director/Communications | BOGDEN@ATHLETICS.MSSTATE.EDU

SERIES HISTORY

Overall	Tied, 3-3
In Starkville	NCSU leads, 1-0
In Raleigh	Tied, 1-1
Neutral Sites	MSU leads, 2-1
Last Meeting	MSU won 51-28 (12/30/15 in Charlotte, N.C.)

TELEVISION: ESPN2

Play-by-Play	Anish Shroff
Analyst	Mike Golic Jr.
Reporter	Taylor McGregor

RADIO: MSU SPORTS NETWORK

Play-by-Play	Neil Price
Analyst	Matt Wyatt
Sideline	Jay Perry

ONLINE: HAILSTATE.COM

Visit HailState.com for previews, game recaps, feature stories, press conferences, video highlights, photo galleries, stats and more information. For all your game-day information, key policies and A-Z guide, visit HailState.com/Gameday.

MSU MEDIA PORTAL

Mississippi State has created an online portal for media members covering the Bulldogs' football program. To access the portal, visit hailst.at/FBMedia. To request login information, contact Brian Ogden (bogden@athletics.msstate.edu). The Football Press Box Page of HailState.com will include links to media guides, quick facts, game notes, box scores, recaps, team and staff headshots and other useful links.

SOCIAL MEDIA: #HAILSTATE

For more information on the Bulldogs, follow MSU football on Twitter, like them on Facebook and join them on Instagram by searching for "HailStateFB."

THE MATCHUP »



VS



MISSISSIPPI STATE BULLDOGS (1-0, 0-0 SEC)

Head Coach: Mike Leach (BYU '83)
Career Record: 144-97 (20th Season)
MSU Record: 5-7 (2nd Season)

NC STATE WOLFPACK (1-0, 0-0 ACC)

Head Coach: Dave Doeren (Drake '93)
Career Record: 79-50 (11th Season)
NC State Record: 56-46 (9th Season)

TALKING POINTS

- The Bulldogs are coming off their largest comeback victory in program history after erasing a 20-point deficit against Louisiana Tech in the season opener. MSU trailed 34-14 with 13:11 to play and scored 21 unanswered points to win. State's previous record came in a 18-16 victory at Auburn on Oct. 9, 1999 after trailing 16-0 with 0:56 left in the third quarter.
- **Mike Leach** has now coached his teams to the largest comebacks on record at three separate schools: Mississippi State (20 points), Washington State (21 points) and Texas Tech (31 points).
- MSU leads the SEC and Power 5 and ranks second in the FBS in completion percentage (.830), trailing only Coastal Carolina (.833). The Bulldogs' 370 passing yards are second in the SEC (Kentucky, 419) and fourth nationally.
- The Bulldogs also lead the SEC in kickoff return yardage, averaging 36.00 yards per return. That mark ranks seventh in the FBS.
- State is one of 11 teams in the FBS with a 100.0 percent mark in the red zone this season. The Bulldogs lead the SEC with five red zone touchdowns.
- QB **Will Rogers** matched his career high with three touchdown passes against Louisiana Tech and has now thrown a touchdown pass in seven straight games with 13 touchdowns in that span.



Mike Leach has recorded the largest comeback in school history at all three of his head coaching stops - Texas Tech, Washington State and Mississippi State.

PROVEN WINNER

One of the most successful coaches in the history of college football, **Mike Leach's** 144 career wins are the second-most among active SEC coaches and seventh-most among active Power 5 coaches.

Coach	Wins
1. Nick Saban	257
2. Mike Leach	144
3. Jimbo Fisher	110
4. Dan Mullen	99
5. Bryan Harsin	77



2021 SCHEDULE AND RESULTS »

LOUISIANA TECH	NC STATE	Memphis	LSU	Texas A&M	Alabama	Vanderbilt	Kentucky [HC]	Arkansas	Auburn	Tennessee State	Ole Miss
Sept. 4 ESPNU	Sept. 11 6 p.m. CT ESPN2	Sept. 18 3 p.m. CT ESPN2	Sept. 25 TBD	Oct. 2 TBD	Oct. 16 TBD	Oct. 23 TBD	Oct. 30 TBD	Nov. 6 TBD	Nov. 13 TBD	Nov. 20 TBD	Nov. 25 6:30 p.m. CT ESPN

QUICK FACTS »

BRANDON LANGLOIS

Associate AD/Communications
Office: (662) 325-0093
Cell: (601) 405-5650
Email: blanglois@athletics.msstate.edu

BRIAN OGDEN

Associate Director/Communications
Office: (662) 325-8040
Cell: (972) 977-7459
Email: bogden@athletics.msstate.edu

HEAD COACH MIKE LEACH

Alma Mater: BYU, 1983
Career Record: 144-97
Record at Mississippi State: 5-7
Record at Washington State: 55-47
Record at Texas Tech: 84-43

ASSISTANT COACHES**LOCATION**

Tony Hughes (Associate HC/Nickelbacks)	PB
Zach Arnett (Defensive Coordinator/Linebackers)	SL
Matt Brock (Special Teams/Outside Linebackers)	SL
Darcel McBath (Cornerbacks)	SL
Eric Mele (Running Backs)	SL
Mason Miller (Offensive Line)	SL
Dave Nichol (Inside Receivers)	SL
Jeff Phelps (Defensive Line)	PB
Steve Spurrier Jr. (Outside Receivers)	PB
Jason Washington (Safeties)	SL

TEAM HISTORY

First Year of Football: 1895
Current Season: 122nd
All-Time Overall Record: 566-592-39 (.489)
All-Time SEC Record: 202-379-13 (.351)
All-Time Bowl Record: 14-10 (.583)

STADIUM INFORMATION

Name: Davis Wade Stadium
Field Name: Scott Field
Capacity: 61,337
Surface: Hybrid Bermuda Grass (Certified Tifway 419)
Constructed: 1914

UNIVERSITY INFORMATION

Location: Starkville, Miss.
Founded: February 28, 1878
Enrollment: 22,986
Colors: Maroon (PMS 202) and White
President: Dr. Mark Keenum
Athletics Director: John Cohen

TALKING POINTS CONTINUED

- WR **Makai Polk** leads the SEC and ranks fifth nationally with 10 receptions. His 81.5 hands/drop grade from PFF ranks second in the FBS.
- State posted the fifth-highest run defense grade (91.1) among all FBS teams in Week 1 according to PFF. DT **Cameron Young** (89.7) had the FBS' No. 14 grade in the running game and the third-highest in the SEC.
- DB **Emmanuel Forbes** is the nation's active career leader (FBS only) in interception return touchdowns (3) and the SEC's active career leader in defensive scores. He ranks eighth in the FBS in career interception return yards (183).
- A two-time national coach of the year, **Mike Leach** has won 144 games in 19-plus seasons as a head coach highlighted by two 11-win seasons, five 9-win seasons, and five 8-win seasons. He's the only active Power 5 head coach to produce an 11-win season at two different programs since 2008.
- **Mike Leach's** program returns 15 of 22 starters from last season (eight on offense and seven on defense). One of the youngest teams in college football last year, 26 Bulldogs made their first career start, tied for the FBS lead. Just over 50 percent of State's snaps were taken by first-time starters last season.
- The 2020 season saw MSU claim victories over multiple AP-ranked opponents away from home for the first time since 1980. State defeated No. 6 LSU, 44-34, in Baton Rouge to open the season and No. 22 Tulsa, 28-26, in a neutral matchup at the Armed Forces Bowl. In 1980, the Bulldogs toppled No. 18 Miami (Fla.) on the road, 34-31, before defeating No. 1 Alabama, 6-3, on a neutral field.

YEAR 2 OF LEACH ERA BEGINS

- **Mike Leach** was hired as the 34th head coach in program history on Jan. 9, 2020. He previously spent eight seasons at Washington State where he was twice named Pac-12 Coach of the Year. In 2018, he was tabbed the AFCA National Coach of the Year for the second time in his career. Prior to his stint with the Cougars, Leach took Texas Tech to a bowl game in 10 consecutive seasons, setting a program record with 84 victories in his tenure.
- **Mike Leach** is the only active Power Five head coach to produce an 11-win season at two different programs since 2008 and one of two active FBS head coaches to win 50-plus games at multiple Power Five programs. He currently, ranks seventh among active Power 5 head coaches in career wins (143).

THE AIR RAID IN YEAR 2

- In **Mike Leach's** first two coaching stops, the Air Raid offense has made significant strides from Year 1 to Year 2. At both Washington State and Texas Tech, Leach's second team improved by more than 35 passing yards per game while seeing significant increases to their touchdowns, completion percentage and passing efficiency.

WSU	COMP.	ATT.	PCT.	YDS	TD	INT	RTG.	YDS./GM.
2012	363	624	.582	3965	23	21	116.97	330.4
2013	470	756	.622	4784	36	24	124.69	368.0
Y1 » Y2	+107	+132	+.040	+819	+13	+3	+7.72	+37.6

TTU	COMP.	ATT.	PCT.	YDS	TD	INT	RTG.	YDS./GM.
2000	373	614	.607	3554	21	18	114.79	295.7
2001	391	570	.686	3710	27	11	135.04	337.3
Y1 » Y2	+18	-44	+.079	+156	+6	-7	+20.25	+41.6

MISSISSIPPI STATE'S RECORD »

WHEN PLAYING IN 2021 LEACH STREAK

August	0-0	0-0	W1
September	1-0	2-0	W2
October	0-0	0-4	L7
November	0-0	1-2	L2
December-January	0-0	2-1	W2

IN SEC PLAY

at home	0-0	2-3	W1
on the road	0-0	1-4	L4

VS RANKED OPPONENTS

overall	0-0	2-3	W1
at home	0-0	0-1	L3
on the road	0-0	1-2	L2
neutral	0-0	1-0	W1
vs. Top 10	0-0	1-1	L1

IN GAMES

decided by 7 pts or less	1-0	3-3	W2
decided by 3 pts or less	1-0	2-0	W3
Road during the day	0-0	1-1	L1
Road at night	0-0	0-3	L4
Home during the day	1-0	3-1	W3
Home at night	0-0	0-2	L2

WHEN SCORING

less than 21 points	0-0	0-5	L15
21 or more points	1-0	5-2	W3
24 or more points	1-0	5-2	W3
30 or more points	1-0	3-0	W5

WHEN ALLOWING

less than 21 points	0-0	1-0	W3
21 or more points	0-0	2-7	W1
24 or more points	0-0	2-6	W1
30 or more points	1-0	4-3	W3

WHEN SCORING

MSU scores first	1-0	4-1	W2
Opponent scores first	0-0	1-6	W1

WHEN LEADING

after the 1st qtr	1-0	5-1	W3
at halftime	0-0	4-0	W4
after the 3rd qtr	0-0	4-0	W8

WHEN TRAILING

after the 1st qtr	0-0	0-3	L11
at halftime	1-0	1-6	W1
after the 3rd qtr	1-0	1-6	W1

WITH

less than 300 yards	0-0	2-3	W1
400+ yards total offense	1-0	3-2	W2
500+ yards total offense	0-0	1-0	W6
600+ yards total offense	0-0	1-0	W7
less than 100 yards rush	1-0	3-7	W1
100+ yards rushing	0-0	2-0	W2
150+ yards rushing	0-0	1-0	W3
200+ yards rushing	0-0	0-0	W2
250+ yards rushing	0-0	0-0	W10

EYEING THE RECORD BOOK

► Mike Leach's Air Raid offense has broken records at every school he's coached at over a 30-plus-year career. In just 22 games as the offensive coordinator at Kentucky, his offense broke 116 school records. Under his guidance, Washington State set or tied 42 school, Pac-12 or NCAA records in 2014 alone.

► 21 MSU passing and receiving records were broken by the Bulldogs in **Mike Leach's** first year.

MSU OFFENSIVE RECORDS BROKEN IN 2020

Team Game	Previous	Game	2020 Record
Passing Attempts	54	LSU, 2015	70, at Kentucky
Completions	38	at Arkansas, 2015	45, at Ole Miss; at Kentucky
Comp. Pct. (30 att.)	.744 (29-39)	Florida State, 1968	.788 (41-52), at Georgia
Passing Yards	508	at Arkansas, 2015	623, at LSU

Individual Game	Previous	Game	2020 Record
Total Offense	554, Dak Prescott	at Arkansas, 2015	585, K.J. Costello, at LSU
Passing Attempts	53, Joe Reed	at LSU, 1970	61, Will Rogers, at Ole Miss
Completions	38, Dak Prescott	at Arkansas, 2015	45, Will Rogers, at Ole Miss
Consecutive Comp.	11, Garrett Shrader	Kentucky, 2019	12, K.J. Costello, Arkansas
Comp. Pct. (15 att.)	.813, John Bond	at Tulane, 1982	.833, Will Rogers, Texas A&M
Comp. Pct. (25 att.)	.766, Dak Prescott	Texas A&M, 2014	.788, Will Rogers, at Georgia
Passing Yards	508, Dak Prescott	at Arkansas, 2015	623, K.J. Costello, at LSU
Freshman Rcv. Yds.	148, Mardye McDole	at Auburn, 1977	176, Jaden Walley, at Ole Miss
Freshman Pass Yds.	421, Wesley Carroll	vs. Arkansas, 2007	440, Will Rogers, at Ole Miss

Team Season	Previous	Year	2020 Record
Passing Attempts	500	2015	557
Completions	331	2015	373
Comp. Pct. (30 att.)	.662	2015	.700 (327-of-557)
100-yd Rcv. Games	7 times	2015	7 times

Individual Season	Previous	Year	2020 Record
Completion Pct.	.662, Dak Prescott	2015	.691 (239-of-346), Will Rogers
Receptions by RB	37, Justin Griffith	1999	60, Jo'quavious Marks
Receptions by Fr.	37, Justin Griffith	1999	60, Jo'quavious Marks
Receiving Yds. by Fr.	510, Mardye McDole	1977	718, Jaden Walley

50 BURGER

► With its 51-32 victory against Missouri on Dec. 19, Mississippi State has now scored 50+ points in at least one game in 10 consecutive seasons. The 51 points were MSU's most in a game since the Bulldogs' 54-24 victory at Arkansas on Nov. 2, 2019.

► State has put up 50+ points five times since 2018, tied for the fourth-most in the SEC during that span. The Bulldogs are one of four SEC teams to log at least three 50+ point games against SEC opponents during that stretch. MSU has scored 50+ points 18 times over the last 15 seasons and is 18-0 in those games.

CHUNK PLAYS

► The Bulldogs had 15 passes of 10 or more yards in Week 1 against Louisiana Tech, which is tied for the SEC lead. Five of those went for 20 yards or more.

► State threw for more than 15 yards a dozen times in the season opener. WR **Jaden Walley** made five catches in the game, all for 15 yards or more.

BULLDOGS IN THE NFL »

NAME	MSU	TEAM	YR.	POS.
Johnathan Abram*	2017-18	Las Vegas	3	S
Denico Autry*	2012-13	Tennessee	8	DE
Hunter Bradley	2012-17	Green Bay	4	LS
Logan Cooke	2014-17	Jacksonville	4	P
Fletcher Cox*^	2009-11	Philadelphia	10	DT
Cameron Dantzler*	2016-19	Minnesota	2	CB
Greg Eiland	2016-20	Seattle	R	OT
Willie Gay Jr.*	2017-19	Kansas City	2	LB
J.T. Gray	2014-17	New Orleans	4	DB
Farrod Green+	2015-19	Indianapolis	1	TE
Gerri Green+	2017-18	Las Vegas	1	DE
Kylin Hill	2017-20	Green Bay	R	RB
Gabe Jackson*	2009-13	Seattle	8	OG
Elgton Jenkins*^	2014-18	Green Bay	3	OG
Chris Jones*^	2013-15	Kansas City	6	DT
Pernell McPhee*	2009-10	Baltimore	11	LB
Osirus Mitchell+	2016-20	Dallas	R	WR
Tyre Phillips*	2017-19	Baltimore	2	OT
Dak Prescott	2011-15	Dallas	6	QB
Will Redmond	2012-15	Green Bay	6	S
Chauncey Rivers	2017-19	Baltimore	1	LB
Jeffery Simmons*	2016-18	Tennessee	3	DL
Darius Slay*	2011-12	Philadelphia	9	CB
Preston Smith*	2011-14	Green Bay	7	LB
Marquiss Spencer	2016-20	Denver	R	DE
Montez Sweat*	2017-18	Washington	3	DE
Darryl Williams	2015-19	Kansas City	1	OL
K.J. Wright*	2007-10	Las Vegas	11	LB
Isaiah Zuber	2019	San Francisco	1	WR

* - 2020 Regular Starter (50 percent of games)

^ - 2020 Pro Bowl Selection

+ - Practice Squad



RECORD RALLIES

► **Mike Leach** has led record-setting comebacks at Texas Tech, Washington State and now Mississippi State.

► Leach's Texas Tech team overcame a 31-point deficit in the 2006 Insight Bowl, which is tied for the largest comeback in a bowl game in FBS history.

► WR **Jamire Calvin** played in the record-setting comebacks under Leach at both Mississippi State and Washington State.

SCHOOL-RECORD COMEBACK VICTORIES UNDER MIKE LEACH

School	Opponent (Date)	Deficit	Score	Time	Final
Mississippi State	Louisiana Tech (9-4-2021)	20	14-34	13:11 (4th)	35-34
Washington State	Boise State (9-10-2017)	21	10-31	10:53 (4th)	47-44 (3 OT)
Texas Tech	vs. Minnesota (12-29-2006)	31	7-38	7:47 (3rd)	44-41 (OT)

LEADING THE NATION

► Several Bulldogs are among the FBS national and SEC leaders after Week 1.

FBS STATISTICAL LEADERS (TOP 25)

Player	Statistic	Value	FBS	SEC
S Collin Duncan	Passes Defended/Game	2.0	17	3
WR Lideatrick Griffin	All-Purpose Yards/Game	173	21	3
	Total Kick Return Yards	144	4	1
	Yards/Kick Return	36.0	2	1
RB Jo'quavious Marks	Receptions/Game	9.0	6	2
	Total Touchdowns	3	4	1
	Scoring	18	5	1
	Scoring/Game	18.0	3	1
DE Aaron Odom	Fumble Recoveries	1	2	2
WR Makai Polk	Receptions/Game	10.0	4	1
QB Will Rogers	Completion Pct.	.830	4	2
	Completions/Game	39.0	1	1
	Passing Efficiency	165.9	29	6
	Passing Yards	370	11	2
	Passing Yards/Game	370.0	3	2
	Total Offense/Game	352.0	9	3
LB Tyrus Wheat	Interceptions	1	10	3

RECEIVERS SHINE IN DAWG DEBUTS

► WR **Jamire Calvin**, WR **Makai Polk** and WR **Rara Thomas** were given starting nods in their MSU debut against Louisiana Tech. The pair combined for 122 receiving yards on six catches.

► Calvin led the team with 67 yards in his first game for the Maroon and White. His 40-yard reception in the fourth quarter stands as State's longest play from scrimmage this year and led to a 5-yard rushing touchdown on the next snap.

► The graduate transfer who spent four years in Mike Leach's system while at Washington State leads MSU with 40 yards after catch and averaged 10.0 yards after catch per reception. He also registered a 20-yard touchdown.

► Polk, a transfer from California, led the team with 10 receptions for 57 yards. He currently leads the SEC in receptions.

► Thomas caught his first career target for a 21-yard gain and his second for a 25-yard haul.

TOP GAMES »

300-YARD PASSING GAMES

QB Will Rogers, So.

370, Louisiana Tech

150-YARD ALL-PURPOSE GAMES

WR Lideatrick Griffin, So.

173, Louisiana Tech

GRADUATES ON ROSTER »

- ▶ Jack Abraham (R-Sr., QB)
- ▶ Jamire Calvin (Gr., WR)
- ▶ Londyn Craft (R-Sr., S)
- ▶ Tucker Day (R-Sr., P)
- ▶ Landon Guidry (R-Sr., S)
- ▶ Scott Lashley (R-Sr., OL)
- ▶ C.J. Morgan (R-Sr., S)
- ▶ Fred Peters (Sr., S)
- ▶ Jaylon Reed (R-Jr., CB)
- ▶ Brandon Ruiz (R-Sr., K)
- ▶ LaQuinston Sharp (Sr., OL)
- ▶ Sherman Timbs (R-Sr., LB)
- ▶ Austin Williams (R-Sr., WR)

2021 STAT LEADERS »

Points Scored.....	RB Jo'quavious Marks (18)
Touchdowns.....	RB Jo'quavious Marks (3)
Rushing Yards.....	RB Jo'quavious Marks (71)
Rushing Touchdowns.....	RB Jo'quavious Marks (2)
Receiving Yards.....	WR Jamire Calvin (67)
Receiving TD.....	WR Jamire Calvin (1)
	RB Jo'quavious Marks (1)
	WR Jaden Walley (1)
Passing Yards.....	QB Will Rogers (370)
Passing TD.....	QB Will Rogers (3)
Tackles.....	S Fred Peters (9)
Tackles For Loss.....	LB Aaron Brule (2.0)
Sacks.....	LB Aaron Brule (1.0)
Interceptions.....	LB Tyrus Wheat (1)

▶ Nine other Bulldogs made their MSU debut against Louisiana Tech (DE **Randy Charlton**, LS **Colby Cox**, S **Jalen Green**, LS **Hayes Hammond**, WR **Rufus Harvey**, RB **J.J. Jernighan**, DE **Izuchukwu King Ani**, LB **DeShawn Page**, RB **Simeon Price**).

YOUTH MOVEMENT

▶ Freshmen and sophomores provided 58.4 percent of MSU's rushing and receiving yards against Louisiana Tech (254 of 435 yards) and scored four of State's five touchdowns. When including QB **Will Rogers'** passing scores, underclassmen have been responsible for seven touchdowns.

▶ True freshmen were responsible for 76 percent of the Bulldogs' touchdowns (22 of 29) in 2020, scoring 14 in 2020. Freshmen scored all of State's touchdowns at Georgia (Nov. 28 - 3) and vs. Tulsa (Dec. 31 - 4).

ONE OF THE YOUNGEST TEAMS IN FBS LAST YEAR

▶ A total of 27 players made their MSU debuts last season, including nine true freshmen. Twenty-six Bulldogs made their first career start last year, 15 on offense and 11 on defense. That was tied for the most in the FBS. MSU's first-time starters played an impressive 8,563 snaps last season after combining for just 635 career snaps entering the season with only two members of that group playing more than 100 career snaps.

▶ MSU totaled 1,541 plays for 16,951 total snap opportunities with 50.5 percent of snaps being taken up by first-time starters. On average, MSU had 5.6 first-time starters on the field for every play.

▶ The first-time starters from last season returning in 2021 are: LB **Aaron Brule**, S **London Craft**, OL **Charles Cross**, WR **Brad Cumbest**, S **Collin Duncan**, CB **Emmanuel Forbes**, CB **Esaias Furdge**, WR **Lideatrick Griffin**, S **Landon Guidry**, WR **Malik Heath**, S **Jay Jimison**, RB **Dillon Johnson**, OL **Kwatrivous Johnson**, OL **Kameron Jones**, RB **Jo'quavious Marks**, DE **Aaron Odom**, S **Fred Peters**, QB **Will Rogers**, OL **Cole Smith**, WR **Jaden Walley**, LB **Nathaniel Watson**, LB **Tyrus Wheat**.

AIRING IT OUT

▶ QB **Will Rogers** completed 39 passes against Louisiana Tech, which ranks fourth in school history. Each of the top four single-game marks in program history have come under **Mike Leach**.

▶ MSU passed for 370 yards which cracked the top 20 passing yardage games in school history. It was the fifth time the Bulldogs had thrown for at least 300 yards under Leach.

▶ MSU surpassed the 1,000 yards passing milestone after just three games in 2020, marking the fewest games needed to reach 1,000 yards through the air in school history.

▶ State's 70 passing attempts at Kentucky last year were the most in a single game in SEC and MSU history (Previous MSU: 60 attempts in each of the first two games of the 2020 season; Previous SEC: 69 by LSU against Auburn in 1999).

▶ State's 45 completions at Ole Miss in 2020 were a program record and sit No. 2 all-time in a single game in SEC history (Kentucky completed 47 passes against Arkansas during the 1998 season, when Leach was the offensive coordinator for the Wildcats).

MSU RECORD BOOK: SINGLE-GAME COMPLETIONS

Rank	Completions	Name	Opponent	Date
1.	45	Will Rogers	at Ole Miss	11-28-2020
2.	43	K.J. Costello	Arkansas	10-3-2020
3.	41	Will Rogers	at Georgia	11-21-2020
4.	39	Will Rogers	Louisiana Tech	9-4-2021
5.	38	Dak Prescott	at Arkansas	11-21-2015

RECORDS FOR ROGERS

- QB **Will Rogers** broke nearly every freshman passing record last year despite starting just six games.
- Currently MSU's career leader in completion percentage: 70.7 percent (278-of-393). Career No. 2: 64.1 percent by K.J. Costello (134-of-209; 2020) Career No. 3: 62.8 percent by Dak Prescott (734-of-1169; 2012-15)
- Holds the MSU freshman record with 1,976 yards, breaking Wayne Madkin's 1998 mark of 1,532 and ranking ninth in MSU single-season history.
- Holds MSU freshman record with 239 completions in 2020, which ranks third in MSU single-season history.
Broke the single-season completion percentage record with a 69.1 percent mark (239-of-346), breaking Dak Prescott's 66.2 percent mark in 2015 (316-of-477). Completion percentage ranked 10th nationally and led all freshmen passers in the FBS.
- Threw for an MSU freshman-single-game record 440 yards at Ole Miss (Nov. 28).
- Completed an MSU single-game-record 45 passes against the Rebels, which was two shy of the SEC single-game record set by Tim Couch (Kentucky) in 1998, under then offensive coordinator **Mike Leach**.
- Became the first Bulldog quarterback to complete 30 or more passes in four consecutive games and his four career 30-completion games rank second in MSU history behind Dak Prescott (5).
- Only MSU freshman to throw for 300-plus yards in multiple games. Now boasts three career 300-yard passing games, which is tied for third in MSU history with Nick Fitzgerald (2015-18), Dave Marler (1977-78) and Tony Shell (1988-90).

TRUE FRESHMAN STARTING AT QUARTERBACK

- Prior to QB **Will Rogers** in 2020, head coach **Mike Leach** had never started a true freshman at quarterback during his coaching career. Rogers became just the seventh true freshman to start at quarterback for the Bulldogs since the NCAA began allowing freshmen to compete in 1972.
- QB **Will Rogers** threw for 226 yards, the most by a Bulldog true freshman in his first career start. He joined Todd Jordan as the only MSU true freshman quarterbacks to throw a touchdown in their first career start. He completed 35 passes, the most by a freshman in school history. MSU has won all seven games when a true freshman quarterback is making his first career start with four of those victories coming against SEC opponents. Below is a look at how all seven true freshmen passers fared in their first career start:

Player	Opponent (Year)	Cmp-Att-Int	Yds	TD	Lg
Will Rogers	Vanderbilt (2020)	35-46-0	226	1	17
Garrett Shrader	Kentucky (2019)	17-22-1	180	0	25
Keytaon Thompson	Louisville (2017)	11-20-1	127	0	29
Damian Williams	Ole Miss (2013)	8-18-1	82	0	20
Wesley Carroll	Gardner-Webb (2007)	4-8-0	42	0	18
Todd Jordan	Tulane (1989)	9-18-1	105	1	32
John Bond	Vanderbilt (1980)	6-15-0	72	0	--

"TULU" TAKING OFF

- WR **Lideatrick Griffin** has shown that he's dangerous any time the ball is in his hands. He's proved to be an exceptional kick returner and an explosive runner after catching a pass.
- Griffin posted a career-best 144 kick return yards against Louisiana Tech along with a career-long 70-yard return. That return marked MSU's longest kick return since Brandon Holloway returned one 100 yards at Southern Miss (Sept. 5, 2015).
- Has gone over 100 yards on kick returns in consecutive games after being named 2020 Armed Forces Bowl MVP with 138 kickoff return yards and a 35.0-yard average in that game.
- Is the first Bulldog with 100+ kick return yards since Keith Mixon (106 yards, 5 returns) vs. Arkansas on Nov. 19, 2016. Past two games are the two highest kick return totals since Jameon Lewis (183 yards, 5 returns) at Ole Miss on Nov. 24, 2012.
- Provided 261 of State's 393 yards on kick returns in 2020 and had three returns of 40+ yards.
- Tied for the SEC lead with two all-purpose plays of 30 or more yards.
- Recorded 34 yards after catch against Louisiana Tech, which ranked third on the team.

MSU RECORD BOOK: SINGLE-GAME KICK RETURN YARDS (SINCE 1998)

Rank	Name	Opponent (Date)	Ret.	Yds.	Yds./Ret.
1.	Leon Berry	at Auburn (9-12-2009)	7	186	26.6
2.	Leon Berry	Florida (10-24-2009)	7	184	26.3
3.	Fred Reid	Kentucky (11-2-2002)	7	176	25.1
4.	Derek Pegues	at LSU (9-27-2008)	7	166	23.7
5.	Nick Turner	at Tennessee (11-15-2003)	7	163	23.3
6.	Leon Berry	Alcorn State (10-2-2010)	3	153	51.0
7.	Derek Pegues	vs. Arkansas (11-17-2007)	5	149	29.8
8.	Leon Berry	Georgia Tech (10-3-2009)	3	145	48.3
9.	Lideatrick Griffin	Louisiana Tech (9-4-2021)	4	144	36.0
10.	Lideatrick Griffin	vs. Tulsa (12-31-2020)	4	138	34.5

MAKING HIS MARKS

- RB **Jo'quavious Marks** posted his first career multi-touchdown game (2 rush, 1 rec) against Louisiana Tech including his first career receiving score.
- Also matched his career high with 12 rushing attempts against Louisiana Tech for 71 yards, one shy of his yardage career high (72 vs. Tulsa, Dec. 31, 2020).
- In 2020, Marks broke MSU's single-season records for receptions by both freshmen and running backs. MSU's overall school record is 88 catches set by Fred Ross in 2015, and Marks finished the season with 60 catches which was tied for ninth in program history.

SPREADING THE LOVE

► Mississippi State was the only program in the country to boast four players with 40 or more receptions in 2020. Auburn and No. 2 Clemson were the only programs with three such receivers.

► RB **Jo'quavious Marks** (60), WR **Jaden Walley** (52), WR **Osirus Mitchell** (47) and WR **Austin Williams** (43) were State's 40-catch receivers.

► The Bulldogs were one of six teams that saw multiple players catch at least 50 passes, and it marked just the third time in MSU history that two Bulldogs reached the mark in the same year (2015 - Fred Ross and De'Runnya Wilson, 1969 - Sammy Milner and David Smith).

STAYIN' FRESH

► MSU's true freshmen combined for 158 catches in 2020, the most by any true freshman group in the NCAA.

► RB **Jo'quavious Marks** was tied for the national lead among freshmen with 60 total receptions, which ranked fourth overall in the SEC.

► WR **Jaden Walley** ranked third among FBS freshmen with 52 catches, which trailed only Marks among SEC freshmen and ranked ninth in the league overall. Walley finished second among SEC freshmen with 65.3 receiving yards per game and fourth in yards per catch (13.8).

2020 NCAA TEAM LEADERS IN RECEPTIONS BY TRUE FRESHMEN

Rank	School	Rec.
1.	Mississippi State	158
2.	LSU	112
3.	Texas Tech	80
4.	Penn State	73
5.	Pittsburgh	69

MSU RECORD BOOK: FRESHMAN RECEPTIONS

Rank	Name	Rec.	Year	Yds.
1.	Jo'quavious Marks	60	2020	268
2.	Jaden Walley	52	2020	718
3.	Justin Griffith	37	1999	380
4.	Dillon Johnson	36	2020	157

BULLDOGS' YAC ATTACK

► The Bulldogs continue to be one of the most dangerous receiving teams in the nation after making the catch. Against Louisiana Tech, 228 of MSU's 370 receiving yards (61.6 percent) came after the catch.

► Four players recorded more than 30 yards after catch against Louisiana Tech: WR **Jamire Calvin** (40 YAC, 10.0 AVG), RB **Jo'quavious Marks** (36 YAC, 4.0 AVG), WR **Lideatrick Griffin** (34 YAC, 17.0 AVG) and WR **Makai Polk** (30 YAC, 3.0 AVG).

► Mississippi State was one of eight Power Five teams in the nation with more than 1,500 yards after catch in 2020. The Bulldogs ranked second in the SEC in yards after catch and third nationally.

POWER 5 LEADERS IN YARDS AFTER CATCH/GAME PER PFF

Rank	School	YAC	GP	YAC/G
1.	Arizona	265	1	265.0
2.	UCLA	249	1	249.0
3.	Boston College	247	1	247.0
4.	Maryland	230	1	230.0
5.	Mississippi State	228	1	228.0
	Alabama	228	1	228.0

WALLEY WATCH

► WR **Jaden Walley** posted breakout performances down the stretch for State, leading MSU in both receptions and yards at No. 13 Georgia (Nov. 21), at Ole Miss (Nov. 28) and against Auburn (Dec. 12) and Missouri (Dec. 19).

► Turned in four consecutive 100-yard receiving games and became the second freshman in MSU history with multiple 100-yard receiving games in the same year (Mardye McDole, 2 games, 1977). Averaged 130.0 receiving yards and 7.25 catches per game over the four-game span.

► The last Bulldog with four consecutive 100-yard receiving games was Fred Ross in 2015 (Four straight: at Missouri, Alabama, at Arkansas, Ole Miss).

► Led MSU with 718 receiving yards, which ranked third nationally among freshmen and became the first freshman to lead State in receiving yardage since Chad Bumphis (375) in 2009.

► Broke Mardye McDole's freshman record of 510 yards set in 1977 and became just the second MSU freshman with a 500-yard season.

► Just the sixth true freshman with a 100-yard receiving game in program history.

► Had a career-high nine catches and 176 receiving yards at Ole Miss, breaking the MSU freshman record for receiving yards in a game (Previous: 148 - Mardye McDole at Auburn, Nov. 5, 1977).

► Posted then-career highs in receptions (7) and receiving yards (115) at Georgia, becoming the first true freshman to reach the century mark since Chad Bumphis (123) against Georgia Tech in 2009.

► Made a career-long 51-yard reception for his first career touchdown at Georgia, which was MSU's second-longest passing play of the 2020 season.

MR. RELIABLE

► WR **Austin Williams** hauled in a 30-yard reception against Louisiana Tech, his longest catch since his career-long 33-yard touchdown against Arkansas (Nov. 17, 2018).

► Of his 69 career receptions, 42.0 percent have led to a touchdown or first down. Williams caught 43 passes in 2020, which was a single-season career-high.

► Williams boasted the seventh-highest hands grade in 2020 of all SEC wide receivers (86.3) per PFF. He had the highest reception percentage (82.4 percent) in the league among receivers that took at least 95 percent of their snaps in the slot.

AUSTIN WILLIAMS' CAREER RECEPTIONS

Year	Rec.	TDs	1st	15+	25+
2021	5	0	2	2	1
2020	43	3	17	7	0
2019	11	2	5	2	1
2018	10	3	5	4	2
Total	69	8	29	15	4

DAWG DEFENSE QUICK HITS

- State posted the fifth-highest run defense grade (91.1) among all FBS teams in Week 1 according to PFF. MSU allowed 4.0 yards per attempt and held Louisiana Tech to just 101 total yards.
- DT **Cameron Young** (89.7), LB **Nathaniel Watson** (82.9) and S **Fred Peters** (82.4) all put up run defense grades higher than 80.0. Young had the FBS' No. 14 grade in the running game and the third-highest in the SEC.
- State's 80.9 tackling grade from PFF ranks 10th in the FBS.
- S **Collin Duncan** broke up a career-high two passes in the season opener and is tied for third in the SEC in passes defended.
- DE **Aaron Odom** recovered a fumble for his first career takeaway against Louisiana Tech.
- DT **Cameron Young** made four tackles in Week 1 and all four were labeled "stops" by PFF which is a tackle that constitutes a "failure" for the offense.
- The Bulldogs forced 18 turnovers last year, which was tied for fourth in the SEC.
- MSU held opponents to a 42.9 percent conversion rate on fourth down in 2020, which led the SEC and ranked 12th among the Power Five.
- CB **Martin Emerson** was tied for the SEC lead with 11 pass breakups in 2020 and was tied for third in the league in total passes defended.
- Brule's team-leading 8.5 TFLs in 2020 were tied for 10th in the SEC.

STATE HAS A TAKEAWAY IN 35 OF ITS LAST 41 GAMES

- The Bulldogs have collected at least one takeaway in 35 of their last 41 games dating back to the 2017 season at Arkansas on Nov. 18. State has compiled 70 takeaways over the 40-game stretch and forced three or more turnovers nine times in that span.
- MSU has forced multiple turnovers in 13 games since the start of 2019.
- In that span, the Bulldogs had a takeaway streak of 22 straight games (Nov. 18, 2017-Oct. 12, 2019) and a streak of nine games (Nov. 23, 2019-Nov. 7, 2020). MSU has now recorded a takeaway in three straight games with eight (6 INT, 2 FR) in that span.

MSU HAS AN INTERCEPTION IN 25 OF ITS LAST 38 GAMES

- State has collected an interception in 25 of its last 38 games dating back to Nov. 17, 2019 and has 34 total interceptions during that stretch. Eight active players have collected 15 total interceptions in their career.

ABOUT THAT BLOCK...

- Mississippi State completed its comeback against Louisiana Tech by blocking a game-winning field goal attempt on the final snap.
- DT **Jaden Crumedy** was credited with the block.
- It was the first blocked field goal for the Bulldogs since Nelson Adams did so in the St. Petersburg Bowl against Miami (Ohio) on Dec. 26, 2016.
- The last time MSU met Louisiana Tech in 2017, the teams combined for one blocked punt and three blocked extra points. MSU's Jeffery Simmons blocked the punt and one of the extra points.
- The one-point victory (35-34) was MSU's narrowest margin of victory since the 2019 Egg Bowl win on a missed field goal against Ole Miss. The Bulldogs have now won at least one game by three points or less in each of the last three seasons.

HOLDING TEAMS TO FEWER THAN 200 YARDS RUSHING

- Since the start of the 2018 season, MSU has held 33 of its 38 opponents below the 200-yard rushing mark, which is tied for the third most in the SEC during that stretch. 25 of those 33 games holding teams below 200 yards have been SEC games.
- In 2020, MSU held four opponents to fewer than 100 yards on the ground. MSU held opponents to 126.4 rushing yards per game, which was fourth in the SEC. Just 41 of opponents' 391 rushing attempts went for 12 or more yards in 2020.
- Only two teams rushed for 200+ yards on the Bulldogs in 2020 - Alabama (208) and Auburn (218).

SEC LEADERS HOLDING TEAMS BELOW 200 YARDS RUSHING (SINCE 2018)

Rank	School	Opp. Below 200+ Rushing	Record When
1.	Georgia	38	32-6
2.	Alabama	37	34-3
3.	Mississippi State	33	19-14
4.	Texas A&M	32	22-10
5.	LSU	30	27-3
	Auburn	30	22-8

HOLDING TEAMS TO FEWER THAN 100 YARDS RUSHING

- MSU held four opponents to fewer than 100 rushing yards in 2020 including each of its first three games. Since 1976, MSU has now held opponents under 100 yards rushing in at least three straight games on four occasions. The last time State held three straight opponents under 100 yards rushing came during the 2000 season when the Dawgs held five straight opponents under the 100-yard mark (at Memphis: 81 yards; at BYU: 74 yards; at South Carolina: 30 yards; Florida: -78 yards; Auburn: 18 yards).
- MSU also owns a string of six straight games (1999) and three straight games (1981). The last time MSU held four conference opponents below the century mark on the ground was the 2018 season. State finished that year with seven games of less than 100 rushing yards allowed. (Auburn: 90 yards; Texas A&M: 61 yards; Arkansas: 69 yards; at Ole Miss: 37 yards).

CREME BRULE

- LB **Aaron Brule** earned a starting role in 2020, playing 719 of 780 defensive snaps and recorded at least 0.5 tackle for loss in eight of 11 games, including a streak of four straight.
- Led the Bulldogs with 40 total pressures a year ago per PFF (30 hurries, 5 hits, 5 sacks), which was third in the SEC and led all FBS linebackers.
- Led the team lead with 8.5 tackles for loss and was second on the squad with 4.0 sacks in 2020.
- Second on the team with 77 total tackles and 25 "stops" last year per PFF, which are tackles that constitute a "failure" for the offense. Also recovered a fumble and broke up three passes. Posted a career-high 12 tackles against Vanderbilt (Nov. 7).

NO FLY FORBES

- DB **Emmanuel Forbes** was named a Freshman All-American in 2020 after leading the nation in interception touchdowns (3) and leading the SEC in total interceptions (5). His five interceptions led all true freshmen nationally and were tied for third overall.
- Nation's active career leader (FBS only) in interception return touchdowns (3) and the SEC's active career leader in defensive scores. Eighth in the FBS in career interception return yards (183).
- Tied for third among FBS freshmen with 11 total pass defenses in 2020 and was 12th overall.
- First Bulldog with five or more interceptions in a season since Mark McLaurin tied the school record with six in 2017, and he is tied for eighth in MSU single-season history.
- Tied for the MSU career record for interception return touchdowns (3) with Johnthan Banks (2009-12), Corey Broomfield (2009-12) and Derek Pegues (2005-08).
- Took an interception back 90 yards against Tulsa, setting an Armed Forces Bowl record and matching the sixth-longest interception return in school history (Anthony Derricks vs. Auburn on Nov. 1, 1997).

- Picked off two passes against Missouri, returning one 29 yards for his second touchdown. First Bulldog with multiple interceptions in a game since the 2017 TaxSlayer Bowl win against Louisville (Mark McLaurin, 3).
- Returned an interception 60 yards for a touchdown against Texas A&M (Oct. 17), then marking the longest interception return by a Bulldog since Oct. 28, 2017 (Jamal Peters, 90-yard TD).

EMERSON ONE OF SEC'S TOP CORNERS

- DB **Martin Emerson** was named a Pro Football Focus All-American in 2020 after leading the SEC with 11 pass breakups, which was also tied for fourth in the FBS.
- Ranked eighth among Power Five cornerbacks and third in the SEC at the position in coverage grade (82.9) per PFF (min. 200 snaps) in 2020.
- Was only targeted on 59 of his 388 snaps in coverage (15.2 percent).
- One of 16 SEC cornerbacks with one or fewer TDs allowed in coverage per PFF (min. 200 coverage snaps).

DUNCAN'S DEVELOPMENT

- After playing just 49 total snaps across State's first four games in 2020, S **Collin Duncan** stepped up in the first two starts of his career at Alabama (Oct. 31) and against Vanderbilt (Nov. 7).
- Duncan had six tackles in MSU's first four games and 40 over the final seven.
- Had a career-high nine tackles and picked up 1.0 TFL in his third start at Ole Miss.
- Intercepted the first pass of his career against Vanderbilt and returned it 28 yards on the first drive of the game. Also forced his first career fumble in the third quarter against the Commodores.
- Made his second interception against Missouri (Dec. 19).

BOOKIE WATSON: THE SWISS ARMY KNIFE

- The Bulldog coaching staff has praised LB **Nathaniel Watson's** versatility with defensive coordinator **Zach Arnett** saying "Bookie" by himself makes State two-deep at almost every position.
- Learned the SAM linebacker position in the hotel parking lot the day before making his first career start at No. 13 Georgia in 2020.
- Made 40 total tackles with 3.0 for loss last season and posted a career-high and team-leading 13 tackles against Missouri (Dec. 19).

REVIEWING 2020

- MSU played in a bowl game for a school-record 11th straight year a season ago, defeating Tulsa, 28-26, in the 2020 Lockheed Martin Armed Forces Bowl. State is 7-4 in bowl games in that span. MSU is one of only four SEC programs to go to a bowl each of the last 11 seasons, joining Alabama, Georgia and Texas A&M.

- ▶ MSU claimed its first win over a ranked opponent in a bowl game since 1940 when State defeated then-No. 13 Georgetown, 14-7. **Mike Leach** is the first head coach in MSU history to win a bowl game in his first year leading the program.
- ▶ State's 11 opponents in 2020 combined to win 57.1 % of their games, good for the second-highest percentage in the SEC. Based on opponent's record and opponents' opponents' record, the Bulldogs played the second-strongest schedule in the SEC in 2020.
- ▶ With its 51-32 victory against Missouri on Dec. 19, Mississippi State has now scored 50+ points in at least one game in 10 consecutive seasons. The 51 points were MSU's most in a game since the Bulldogs' 54-24 victory at Arkansas on Nov. 2, 2019.
- ▶ WR **Jaden Walley** and CB **Emmanuel Forbes** marked Mississippi State's first duo in program history to earn Freshman All-American accolades in the same season.
- ▶ WR **Jaden Walley** became the first true freshman to lead MSU in receiving yardage since Chad Bumphis (375) in 2009, and his 718 yards were an MSU freshman record. He ranked third among all FBS freshmen. Walley was the only true freshman in the nation last season to record 50+ receptions and 700+ receiving yards.
- ▶ CB **Emmanuel Forbes** returned three interceptions for touchdowns in his freshman season which led the nation and is already tied for State's career record with Johnthan Banks (2009-12), Corey Broomfield (2009-12) and Derek Pegues (2005-08). Forbes led the SEC and all true freshmen nationally with five interceptions. Forbes also earned a spot on both The Associated Press and ESPN.com All-Bowl teams after delivering his fifth interception of the season and returning it 90 yards for a touchdown in last season's finale.
- ▶ For the first time in school history last season, MSU finished with four players recording 40+ catches. The Bulldogs were the only team in the nation with four players with 40+ catches in 2020. **Mike Leach** has had at least four players catch 40+ passes in each of his 19 seasons as a head coach.
- ▶ QB **Will Rogers** finished last season with a 69.1 completion percentage, the second highest by a true freshman in FBS history. RB **Jo'quavious Marks** collected 60 receptions last season, which tied for the most in the country among freshmen. SEC All-Freshman LT **Charles Cross** played 720 offensive snaps in 2020 per PFF, the most snaps in the SEC among freshman offensive lineman, and 90 more snaps than the next closest. Armed Forces Bowl MVP and WR **Lideatrick Griffin** became just the second player in the country last season with 135+ kickoff return yards and one receiving touchdown in a single game.
- ▶ RB **Jo'quavious Marks**, WR **Jaden Walley**, RB **Dillon Johnson** and WR **Lideatrick Griffin** combined for 158 receptions in 2020, the most by any true freshmen group in the nation.
- ▶ State was one of six teams in the FBS with four defensive touchdowns in 2020 (3 INT, 1 FR).

FRESHMEN FLYING HIGH

- ▶ A trio of Bulldogs were named to the SEC All-Freshman Team in 2020, with two earning Freshman All-American honors. OL **Charles Cross**, WR **Jaden Walley** and CB **Emmanuel Forbes** earned conference honors. Walley and Forbes earned All-American recognition, marking the first time in program history that multiple individuals have earned Freshman All-American accolades in the same season.

SERIES SUPERLATIVES

Most points scored by Mississippi State: 51 (2015)
 Most points scored by NC State: 28 (2015, 1995)
 Largest margin of victory by Mississippi State: +23 (2015)
 Largest margin of victory by NC State: +14 (1930)
 Longest winning streak by Mississippi State: 2 (1940-63)
 Longest winning streak by NC State: 2 (1930-31)
 Last win by Mississippi State: 51-28 (2015)
 Last win by NC State: 28-24 (1995)
 Current winning streak: 1, Mississippi State (2015)

TOP INDIVIDUAL PERFORMANCES

INDIVIDUAL 250-YARD PASSING GAMES (1)

Yds.	Player	Date	Cmp.-Att.-Int.
380	Dak Prescott	12-30-2015	25-42-1

SERIES HISTORY VS. LA TECH

TIED, 3-3

10/25/1930:	NCSU, 14-0	at Raleigh, N.C.
11/7/1931:	NCSU, 6-0	at Starkville
10/26/1940:	MSU, 26-10	at Raleigh, N.C.
12/21/1963:	MSU, 16-12	at Philadelphia, Pa.
1/1/1995:	NCSU, 28-24	at Atlanta, Ga.
12/30/2015:	MSU, 51-28	at Charlotte, N.C.

at Starkville: NCSU, 1-0

at Raleigh: Tied, 1-1

at Neutral Sites: MSU, 2-1

SERIES NOTABLES

MSU and NC State are meeting for the seventh time since the first contest in 1930 ... The last three meetings have all been postseason matchups with MSU winning the 2015 Belk Bowl and 1963 Liberty Bowl while the Wolfpack won the 1995 Peach Bowl ... This marks the third consecutive meeting in Athens ... MSU scored the most points in the history of the series with a 51-point showing in the teams' last meeting ... The Belk Bowl also produced NC State's highest scoring total in the series at 28 points, matching the 1995 Peach Bowl, and State's largest margin of victory at 23 points ... NC State won the only meeting in Starkville, 6-0, in 1930 ... Only three meetings in the series have been played on campus with the last coming in 1940 ... 685 miles separate the two campuses.

2021 TEAM COMPARISONS

Statistic	MISSISSIPPI STATE			NC STATE		
	Value	FBS	SEC	Value	FBS	ACC
3rd Down Conversion Pct	0.250	108	12	0.615	11	2
3rd Down Conversion Pct Defense	0.267	29	5	0.188	12	2
4th Down Conversion Pct	0	77	6	1	1	1
4th Down Conversion Pct Defense	1	95	10	0	1	1
Blocked Kicks	1	4	2	--	--	--
Blocked Kicks Allowed	0	1	1	0	1	1
Blocked Punts	--	--	--	--	--	--
Blocked Punts Allowed	0	1	1	0	1	1
Completion Percentage	0.83	2	1	0.654	55	7
Defensive TDs	--	--	--	--	--	--
Fewest Penalties	12	111	12	3	12	5
Fewest Penalties Per Game	12	115	12	3	11	5
Fewest Penalty Yards	96	110	12	25	15	3
Fewest Penalty Yards Per Game	96	114	12	25	15	3
First Downs Defense	14	20	6	15	28	4
First Downs Offense	22	56	11	27	24	2
Fumbles Lost	3	119	13	0	1	1
Fumbles Recovered	1	21	2	--	--	--
Kickoff Return Defense	18	68	7	16.5	58	4
Kickoff Returns	36	7	1	25	18	3
Net Punting	37.2	80	7	42.67	36	6
Passes Had Intercepted	1	59	6	1	59	7
Passes Intercepted	1	37	6	3	4	1
Passing Offense	370	4	2	232	58	4
Passing Yards Allowed	268	88	12	167	37	5
Passing Yards per Completion	9.49	102	11	13.65	38	4
Punt Return Defense	8	101	12	0	14	2
Punt Returns	0	77	12	6	48	4
Red Zone Defense	1	62	6	0	1	1
Red Zone Offense	1	3	1	1	3	1
Rushing Defense	101	51	9	104	53	3
Rushing Offense	65	108	12	293	15	2
Sacks Allowed	3	83	11	1	23	2
Scoring Defense	34	94	12	0	1	1
Scoring Offense	35	42	8	45	20	3
Tackles for Loss Allowed	5	43	9	3	16	3
Team Passing Efficiency	165.91	31	5	158.03	36	4
Team Passing Efficiency Defense	130.03	75	10	66.75	8	1
Team Sacks	1	79	12	--	--	--
Team Tackles for Loss	4	92	12	7	34	4
Time of Possession	32:20	35	4	29:12	74	3
Total Defense	369	71	11	271	33	5
Total Offense	435	46	9	525	19	5
Turnover Margin	-2	105	9	2	12	1
Turnovers Gained	2	32	3	3	13	1
Turnovers Lost	4	115	12	1	33	4

LAST GAME VS. NC STATE

NC State

Mississippi State

28

51

Dec. 30, 20175

Bank of America Stadium

Charlotte, N.C.

46,423

MISSISSIPPI STATE

RUSHING	Att.	Gain	Lost	Net	TD	Long	Avg.
Dak Prescott	12	49	2	47	0	15	3.9
Brandon Holloway	13	42	1	41	0	9	3.2
Aeris Williams	3	39	0	39	1	33	13.0
Fred Ross	1	33	0	33	1	33	33.0
Ashton Shumpert	5	28	1	27	0	13	5.4
Dontavian Lee	1	2	0	2	0	2	2.0
Justin Malone	0	0	0	0	1	0	0.0

PASSING	Com	Att	Int	Yds	TD	Long	Sacks
Dak Prescott	25	42	1	380	4	55	1

RECEIVING	No.	Yds.	TD	Long
Fred Ross	7	74	1	19
De'Runnya Wilson	5	96	1	39
Brandon Holloway	4	78	2	55
Malik Dear	3	25	0	18
Fred Brown	2	41	0	39
Donald Gray	2	40	0	26
Darrion Hutcherson	2	26	0	17

PUNTING	No.	Yds.	Avg.	Long	I20	TB
Logan Cooke	4	154	38.5	48	1	1

FIELD GOALS	Att.	Made	Long	KICKS
Westin Grave	1	1	39	made 39

Punts				Kickoffs		Intercepted		
No.	Yds.	Lg.	No.	Yds.	Lg.	No.	Yds.	Lg.
Brandon Holloway	0	0	0	3	69	26	0	0
Fred Brown	1	(-2)	0	0	0	0	0	0
Gerri Green	0	0	0	0	0	0	1	0
Brandon Bryant	0	0	0	0	0	0	1	0

NC STATE

RUSHING	Att.	Gain	Lost	Net	TD	Long	Avg.
Nyheim Hines	13	70	0	70	0	21	5.4
Jacoby Brissett	26	94	27	67	1	11	2.6
Jaylen Samuels	3	53	0	53	2	48	17.7
Dawaka Nichols	6	22	0	22	0	11	3.7
Bra'Lon Cherry	1	0	0	0	0	0	0.0
TEAM	2	0	2	(-2)	0	0	(-1.0)

PASSING	Com	Att	Int	Yds	TD	Long	Sacks
Jacoby Brissett	12	28	2	214	1	82	5

RECEIVING	No.	Yds.	TD	Long
Jumichael Ramos	5	75	0	40
David Grinnage	2	18	0	12
Johnathan Alston	2	16	0	9
Pharoah McKeever	1	82	1	82
Bra'Lon Cherry	1	25	0	25
Jaylen Samuels	1	-2	0	0

PUNTING	No.	Yds.	Avg.	Long	I20	TB
AJ Cole	5	184	36.8	40	1	0

FIELD GOALS	Att.	Made	Long	KICKS
none				

Punts				Kickoffs		Intercepted		
No.	Yds.	Lg.	No.	Yds.	Lg.	No.	Yds.	Lg.
Bra'Lon Cherry	0	0	0	1	18	0	0	0
Niles Clark	0	0	0	0	0	1	0	0
Nyheim Hines	0	0	0	6	129	35	0	0

MSU Ends 2015 In Belk Bowl Victory Over NC State

Dak Prescott threw for a then-Belk Bowl-record 380 yards and four touchdowns on a rain-soaked field as MSU capped a nine-win season with a 51-28 blowout of NC State in Charlotte. Selected the game MVP, Prescott completed 25-of-42 passes and ran for 47 yards joining Colin Kaepernick, Tim Tebow, Dan LeFevour as the only players in FBS history to throw for 9,000 yards and run for 2,500 yards in a career. The Bulldog defense set the tone early. On the first play from scrimmage, defensive end **Jonathan Calvin** hit Jacoby Brissett as he released the ball and linebacker **Gerri Green** came up with the diving interception. Five plays later, **Fred Ross** hauled in a pass from Prescott in the left flat, turned up the left sideline and raced 14 yards for a score. Brissett had another pass picked off later in the first quarter and Prescott capitalized by finding **De'Runnya Wilson** for a 28-yard scoring strike. MSU made it 21-0 when Ross scored on a 33-yard reverse. Prescott lobbed his third TD pass of the game to Holloway over a blitzing defense to put the Bulldogs up 37-21 late in the third quarter. The senior quarterback hit Holloway in stride on a go route along the right sideline for a 55-yard touchdown in the fourth quarter. **Beniquez Brown** and **J.T. Gray** led all tacklers with nine. The win propelled MSU to back-to-back seasons of at least nine victories for the first time in school history.

NC State	0	14	7	7	28
Mississippi State	14	17	6	14	51

1st	13:33	MS	Fred Ross 14 yd pass from Dak Prescott (Westin Graves kick)
	03:31	MS	De'Runnya Wilson 28 yd pass from Dak Prescott (Westin Graves kick)
2nd	12:17	MS	Fred Ross 33 yd run (Westin Graves kick)
	11:16	NCSU	Pharoah McKeever 82 yd pass from Jacoby Brissett (Kyle Bambarid kick)
	06:43	NCSU	Jaylen Samuels 48 yd run (Kyle Bambarid kick)
	03:18	MS	Justin Malone 0 yd fumble recovery (Westin Graves kick)
	00:14	MS	Westin Graves 39 yd field goal
3rd	07:20	NCSU	Jacoby Brissett 3 yd run (Kyle Bambarid kick)
	01:16	MS	Brandon Holloway 10 yd pass from Dak Prescott (Westin Graves kick failed)
4th	09:41	MS	Brandon Holloway 55 yd pass from Dak Prescott (Westin Graves kick)
	05:38	MS	Aeris Williams 33 yd run (Westin Graves kick)
	00:45	NCSU	Jaylen Samuels 1 yd run (Kyle Bambarid kick)

Team Stats

	NCSU	MS
FIRST DOWNS	20	26
Rushing	10	9
Passing	8	15
Penalty	2	2
NET YARDS RUSHING	210	189
Rushing Attempts	51	35
Average Per Rush	4.1	5.4
Rushing Touchdowns	3	3
Yards Gained Rushing	239	193
Yards Lost Rushing	29	4
NET YARDS PASSING	214	380
Completions-Attempts-Int	12-28-2	25-42-1
Average Per Attempt	7.6	9.0
Average Per Completion	17.8	15.2
Passing Touchdowns	1	4
TOTAL OFFENSE YARDS	424	569
Total offense plays	79	77
Average Gain Per Play	5.4	7.4
Fumbles: Number-Lost	1-0	3-0
Penalties: Number-Yards	4-50	5-55
PUNTS-YARDS	5-184	4-154
KICKOFFS-YARDS	4-249	9-550
Punt returns: Number-Yards-TD	0-0-0	1-(-2)-0
Kickoff returns: Number-Yds-TD	7-147-0	3-69-0
Interceptions: Number-Yds-TD	1-0-0	2-0-0
Fumble Returns: Number-Yds-TD	0-0-0	0-0-0
Possession Time	32:05	27:55
Third-Down Conversions	6 of 17	9 of 17
Fourth-Down Conversions	4 of 6	2 of 2
Red-Zone Scores-Chances	2-2	3-3
Sacks By: Number-Yards	1-2	5-27
PAT Kicks	4-4	6-7
Field Goals	0-0	1-1
Points off turnovers	7	14



THE LEACH FILE

Hometown: Cody, Wyoming
 Education: BYU, 1983 (Bachelor's); Pepperdine, 1986 (J.D.);
 U.S. Sports Academy, 1988 (Master's)
 Wife: Sharon
 Children: Janeen, Kim, Cody and Kiersten
 Birthday: March 9, 1961

COACHING CAREER

2020-p: Mississippi State (Head Coach)
 2012-19: Washington State (Head Coach/OC/QBs)
 2000-09: Texas Tech (Head Coach/OC/QBs)
 1999: Oklahoma (OC/QBs)
 1997-98: Kentucky (OC/QBs)
 1994-96: Valdosta State (OC/WRs/QBs)
 1992-93: Valdosta State (OC/Offensive Line)
 1989-91: Iowa Wesleyan (OC/Offensive Line)
 1989: Pori, Finland – European League (Head Coach)
 1988: College of the Desert [Calif.] (Linebackers)
 1987: Cal Poly (Offensive Line)

BOWL GAMES AS A HEAD COACH

2020: Armed Forces Bowl (Mississippi State)
 2019: Cheez-It Bowl (Washington State)
 2018: Alamo Bowl (Washington State)
 2017: Holiday Bowl (Washington State)
 2016: Holiday Bowl (Washington State)
 2015: Sun Bowl (Washington State)
 2013: New Mexico Bowl (Washington State)
 2009: Alamo Bowl* (Texas Tech)
 2008: Cotton Bowl (Texas Tech)
 2007: Gator Bowl (Texas Tech)
 2006: Insight Bowl (Texas Tech)
 2005: Cotton Bowl (Texas Tech)
 2004: Holiday Bowl (Texas Tech)
 2003: Houston Bowl (Texas Tech)
 2002: Tangerine Bowl (Texas Tech)
 2001: Alamo Bowl (Texas Tech)
 2000: GalleryFurniture.com Bowl (Texas Tech)
 * - denotes did not coach in game

MIKE LEACH

Second Season
 @Coach_Leach

34TH HEAD FOOTBALL COACH AT MISSISSIPPI STATE 2018 & 2008 NATIONAL COACH OF THE YEAR

Mike Leach, a two-time national coach of the year, three-time conference coach of the year and the mastermind behind the NCAA record-setting "Air Raid" offense, was tabbed Mississippi State's 34th head football coach on January 9, 2020.

The accomplishments for Leach in his 20th year as a head coach are long and distinguished. He has compiled a 144-97 (.598) record, guided his squads to 17 bowl games, produced seven seasons of at least nine victories, captured two division titles, become the winningest coach in Texas Tech history and set school records for bowl appearances at both Texas Tech (10) and Washington State (6). During 10 of those 19 seasons, Leach's passing attack led the FBS – six at Texas Tech and four at Washington State.

Of the 50 most productive passing yardage seasons in FBS history, 11 came from quarterbacks coached by Leach since his hiring as head coach at Texas Tech in 2000. That includes three seasons by Graham Harrell (2006-08), two by Luke Falk (2015-16), one by Gardner Mishew II (2018) and one by Anthony Gordon (2019).

Leach, 59, arrived in Starkville after eight seasons at the helm at Washington State where he compiled a 55-47 (.539) record and was named the 2018 American Football Coaches Association National Coach of the Year and two-time Pac-12 Coach of the Year (2015, 2018). Leach spearheaded WSU to a school-record six bowl appearances and became the first coach in school history to lead the Cougars to five consecutive bowl games. They also led the nation in passing offense in four out of his last six seasons in charge.

The 2018 campaign saw Leach produce one of the finest coaching performances as WSU posted its first 11-win season in school history and a share of the Pac-12 North Division. The Cougars were ranked in the top 13 of each College Football Playoff rankings, including four consecutive weeks at No. 8. WSU capped the season with a win over Iowa State in the Alamo Bowl and finished No. 10 in the Associated Press and Coaches polls. Senior quarterback and Mississippi native Minshew captivated the nation, leading the FBS in passing yards per game (367.6).

Leach previously spent 10 seasons as head coach at Texas Tech (2000-09) where his squads produced bowl appearances all 10 years. He compiled a school-record 84 victories, a school-record five bowl wins and eight consecutive seasons of at least eight victories.

The architect of the most prolific passing offense in the country, Leach received three national coach of the year awards in 2008 – the Woody Hayes Award, Howie Long/Fieldturf Coach of the Year and George Munger Award. Leach's offense captured six NCAA passing titles and three total offense titles during his 10 seasons in Lubbock.

Leach led Texas Tech to one of the most memorable seasons in school history in 2008 as the team set a program record with 11 regular-season wins en route to an 11-2 record. The win total tied the mark, set previously by the 1953 and 1973 Red Raider squads. Numerous accolades poured in from across the country as an unprecedented four players earned first-team All-America status, in addition to Leach's three coach of the year honors. Harrell, offensive tackle Rylan Reed and offensive guard Brandon Carter each garnered first-team honors, while wide receiver Michael Crabtree was honored as a unanimous All-American for the second-straight season.

A total of 18 players were drafted at Texas Tech under Leach's watch and 21 others signed free agent contracts. In the spring of 2009, four players were selected among the first four rounds of the NFL Draft, marking the most successful draft for Texas Tech in the Leach era. The program made strides academically as well under Leach. During his 10 years, Texas Tech was recognized as one of the nation's top institutions for consistently being above a 70 percent graduation rate, according to the AFCA.

Prior to coming on board at Texas Tech, Leach, in just one season at Oklahoma, directed a Sooner offense that went from 11th in the Big 12 in 1998 to first in 1999 and 101st in the nation to 11th.

Prior to joining Bob Stoops' Oklahoma staff, Leach served as offensive coordinator for Hal Mumme at the University of Kentucky and Valdosta (Ga.) State University. Under Mumme and Leach, the Kentucky offense set six NCAA records, 41 Southeastern Conference records and 116 school records in 22 games.

Leach and Mumme first teamed up at Iowa Wesleyan College in 1989 where he served as offensive coordinator and line coach until 1991. He has also made stops in Pori, Finland, where he served as a head coach in the European Football League (1989), as well as one-year stints at College of the Desert (1988) and Cal Poly-San Luis Obispo (1987).

LEACH'S YEAR-BY-YEAR HEAD COACHING RECORD

Year	School	Overall	Conf.	Notable
2000	Texas Tech	7-6	3-5	
2001	Texas Tech	7-6	4-4	
2002	Texas Tech	9-5	5-3	Beat No. 4 Texas, Tangerine Bowl Champions
2003	Texas Tech	8-5	4-4	Houston Bowl Champions
2004	Texas Tech	8-4	5-3	No. 18 in AP/No. 17 in Coaches, Holiday Bowl Champions
2005	Texas Tech	9-3	6-2	No. 20 in AP/No. 19 in Coaches
2006	Texas Tech	8-5	4-4	Insight Bowl Champions
2007	Texas Tech	9-4	4-4	Beat No. 3 Oklahoma, No. 22 in AP/No. 23 in Coaches
2008	Texas Tech	11-2	7-1	No. 7 in BCS, Two top-10 wins including No. 1 Texas
2009	Texas Tech	8-4	5-3	Beat No. 15 Nebraska
2012	Washington State	3-9	1-8	Beat No. 25 Washington
2013	Washington State	6-7	4-5	Beat No. 25 USC
2014	Washington State	3-9	2-7	
2015	Washington State	9-4	6-3	Sun Bowl Champions
2016	Washington State	8-5	7-2	Beat No. 15 Stanford
2017	Washington State	9-4	6-3	Beat No. 5 USC and No. 18 Stanford
2018	Washington State	11-2	7-2	AFCA Coach of the Year, Pac-12 North Co-Champions
2019	Washington State	6-7	3-6	Fifth straight bowl appearance at WSU
2020	Mississippi State	4-7	3-7	Beat No. 5 LSU, Armed Forces Bowl Champions
2021	Mississippi State	1-0	0-0	
TOTALS	(20th season)	144-97	86-77	
MSU Record	(2nd season)	5-7	3-7	
TTU Record	(10 seasons)	84-43	47-33	
WSU Record	(8 seasons)	55-47	36-36	

ASSISTANT COACHES »



TONY HUGHES

Associate Head Coach/Nickelbacks | 10th season (second stint)

IN THE BOOTH

Veteran coach and heralded recruiter with three decades of experience in his home state of Mississippi ... Spent seven seasons (2009-15) as recruiting coordinator and safeties coach at Mississippi State prior to becoming the head coach at Jackson State University ... Boasting a reputation as being one of the top recruiters in college football, Hughes played a pivotal role in helping State land 22 signees for the 2020 class, including 11 top-30 prospects from Mississippi ... A teacher and mentor to his student-athletes, Hughes has excelled at identifying players in the state of Mississippi that leave MSU as NFL prospects, including Super Bowl Champions Fletcher Cox and Chris Jones, three-time Pro Bowl defensive back Darius Slay, 2012 Jim Thorpe Award winner Johnthan Banks and first-team All-American Benardrick McKinney.



ZACH ARNETT

Defensive Coordinator/Linebackers | 2nd season

Rising star in college football's coaching ranks ... Learned under one of the game's great defensive minds in former New Mexico and San Diego State head coach Rocky Long ... Member of the prestigious AFCA 35 Under 35 Coaches Leadership Institute in 2020 ... Spent the first nine years of his coaching career at San Diego State, beginning as a defensive graduate assistant in 2011 before being elevated to linebackers coach in 2014 and eventually promoted to defensive coordinator in 2018 ... Led an SDSU defense that ranked in the top 10 nationally in rushing defense (No. 2), scoring defense (No. 3), interceptions (No. 4), first downs allowed (No. 4), total defense (No. 6), passing efficiency defense (No. 6) and takeaways (No. 8) in 2019 ... Logged 200 career tackles as a linebacker at New Mexico from 2005-08 and helped the Lobos to consecutive bowl appearances in 2006 and 2007.



MATT BROCK

Special Team Coordinator/Outside Linebackers | 2nd season

Selected to the AFCA's prestigious 35 Under 35 Coaches Leadership Institute for 2020 ... In 2019 at Washington State, coached kicker Blake Mazza who led the Pac-12 in scoring (115 points) on his way to first-team All-Pac-12 honors ... Mazza was a Lou Groza Award finalist and midseason All-America second team selection by The Athletic and made a program-record 18 straight field goals to start the season ... Tutored eight all-conference performers and a pair of All-Americans during his coaching career, with six specialists and two linebackers earning the honor ... Played and began his coaching career at Baker University in Baldwin City, Kansas ... A two-time all-conference pick and two-time NAIA Academic All-American who tallied 277 career tackles and seven interceptions.



DARCEL McBATH

Cornerbacks | 2nd season

Spent three seasons at Washington State (2017-19), including part of the 2019 season as interim co-defensive coordinator and cornerbacks coach ... Led a defense in 2019 as co-interim defensive coordinator that finished the year No. 5 in the Pac-12 in takeaways (19) and tied for second in fumbles gained (9) ... Cornerbacks unit combined for five takeaways in 2018, highlighted by four interceptions while breaking up 18 passes on the year and adding 3.0 sacks ... Earned his degree in four years while playing for Mike Leach at Texas Tech from 2004-08 and spent five seasons in the NFL after being selected in the second round of the 2009 NFL Draft by the Denver Broncos ... Played five seasons in the NFL with two seasons in Denver, one in Jacksonville and two in San Francisco ... Appeared in Super Bowl XLVII as a member of the 49ers and made one tackle.



ERIC MELE

Running Backs | 2nd season

Spent eight seasons at Washington State, coaching the running backs during his final two seasons (2018-19) ... Spent three seasons coaching special teams (2015-17) after three seasons as an offensive quality control (2012-14) ... Tutored three All-Pac-12 honorees at WSU, including running back Max Borghi who was named Pac-12 Freshman of the Year honorable mention in 2018 ... Kicker Erik Powell earned All-Pac-12 second team honors in 2017 and finished No. 3 on WSU's all-time points kicking list with a school-record 164 career extra points ... Powell ranked third in school history in field goals made (51) and career field goal percentage (72.8) ... Helped WSU's special teams reach multiple milestones in 2016, as the Cougars recorded a kick return TD and punt return for a score for the first time in the same season since 1968, and the punt return unit finished No. 9 nationally (13.48 yd/rtn).



MASON MILLER

Offensive Line | 2nd season

No stranger to the Air Raid system, after working with both Mike Leach and Hal Mumme, two of the Air Raid's architects ... Has coached at all three levels of the NCAA and been a key part in establishing lethal offenses at each stop ... In two seasons at Washington State, three student-athletes earned All-Pac-12 honors and the offensive line allowed the fewest sacks in the Pac-12 during that span while protecting college football's top passing attack in consecutive seasons, generating 437.2 passing yards per game during the 2019 campaign ... Helped Andre Dillard become the top pass-blocking tackle in the country per Pro Football Focus and earn first-team All-Pac-12 and second-team All-America honors in 2019 before becoming the highest drafted Cougar offensive lineman in program history when the Philadelphia Eagles selected him in the first round of the 2019 NFL Draft.



DAVE NICHOL

Inside Receivers | 2nd season

Has spent 10 of his 20 years as a collegiate coach under Mike Leach, including five at Texas Tech and four at Washington State ... Owns 12 career bowl game appearances ... In four seasons at WSU, helped Gabe Marks become the Pac-12 all-time receptions leader (316) and finish No. 2 all-time in receiving touchdowns (37), while earning first-team All-Pac-12 honors in 2016 ... Helped Brandon Arconado finish with a Cougars single-season-record seven 100-yard receiving games on his way to leading the conference in receiving yards per game (100.8) in 2019 ... Spent four seasons at ECU, taking on the offensive coordinator role in his final season with the Pirates, and played a vital role in guiding an offense that established successive single-season school records for passing yards and total offense, and combined to break 70 individual or team single-game, season and career records.



JEFF PHELPS

Defensive Line | 2nd season

IN THE BOOTH

Has been a part of vaunted defensive fronts at nearly every stop of his coaching career, helping produce NFL talent and All-American pass rushers in the Pac-12, Mid-American and Big 10 conferences ... In 2018, saw the Cougar "Speed D" lead the Pac-12 with 38.0 sacks and finish No. 2 in the league with 88.0 tackles for loss ... Tutored Hercules Mata'afa to Consensus All-American and AP Pac-12 Defensive Player of the Year honors in 2017 after totaling a WSU-record 22.5 tackles for loss that season ... In six seasons as the defensive line coach at Minnesota, the Gophers earned five bowl berths ... Coached four All-Big Ten performers, including 2013 third-team All-American and 2014 second-round NFL Draft pick Ra'Shede Hagemen ... Helped Larry English to a pair of MAC Most Valuable Player honors, the 2008 MAC Defensive Player of the Year award and the No. 16 pick in the 2009 NFL Draft.



STEVE SPURRIER JR.

Outside Receivers | 2nd season

IN THE BOOTH

Collegiate coaching career includes 17 postseason bowl games, including the Sugar Bowl, Fiesta Bowl, Cotton Bowl and Orange Bowl, and two national championships (Oklahoma, 2000; Florida, 1996) ... In two seasons at Washington State, helped three receivers top the 60-catch mark, including Easop Winston Jr.'s 85-catch, 11-touchdown campaign in 2019 ... Spent one season as the assistant head coach/quarterbacks coach at Western Kentucky and developed Mike White who led the nation in completions (368) and ranked fourth in passing yards (4,177) ... No stranger to the SEC, he coached 11 seasons at South Carolina (2005-15) and spent five seasons at Florida (1994-98), helping develop numerous All-SEC performers and NFL Draft picks ... At South Carolina, coached NFL stars Sidney Rice, Alshon Jeffery and Kenny McKinley ... Worked with Mike Leach during his first stint at Oklahoma (1999).



JASON WASHINGTON

Safeties | 2nd season

Spent three seasons at Texas as the recruiting coordinator and cornerbacks coach, where he was tabbed the top Big 12 recruiter in 2018 by 247Sports ... In 2018, both Longhorn starting cornerbacks garnered All-Big 12 honors, as Kris Boyd grabbed first-team honors and Davante Davis was an honorable mention pick after combining for two interceptions, 24 pass breakups and 109 tackles ... With 23 all-conference honorees coached over his 17 years as a collegiate coach, he has also seen 10 pupils reach the NFL ... Spent a week during the 2009 season with the Minnesota Vikings as part of the Bill Walsh Minority Coaching Fellowship program ... Four-year letterwinner at Texas State in both football and baseball, starting at cornerback and in centerfield, respectively. Still ranks tied for No. 9 on the Bobcats' career stolen base charts (38).

DEPTH CHART

(As of 8/30/21)

OFFENSE

QB	2	Will Rogers (6-2, 210, So.)	OR
	9	Chance Loevertich (5-11, 190, Sr.)	
RB	7	Woody Marks (5-10, 205, So.)	OR
	23	Dillon Johnson (6-0, 215, So.)	
X	4	Malik Heath (6-3, 220, Sr.)	
	5	Lideatrick Griffin (5-10, 180, So.)	
H	6	Jamire Calvin (5-10, 160, Gr.)	
	82	Rufus Harvey (5-10, 170, R-Fr.)	
LT	67	Charles Cross (6-5, 310, R-So.)	
	66	Nick Jones (6-3, 300, R-So.)	
LG	58	Kameron Jones (6-5, 305, R-Jr.)	
	57	Cole Smith (6-3, 305, R-Jr.)	
C	63	LaQuinston Sharp (6-3, 300, Sr.)	
	57	Cole Smith (6-3, 305, R-Jr.)	
RG	69	Kwatrivous Johnson (6-7, 320, R-Jr.)	
	77	Cordavien Suggs (6-6, 305, R-Sr.)	
RT	78	Scott Lashley (6-7, 315, R-Sr.)	
	76	Albert Reese IV (6-7, 315, Fr.)	
Y	85	Austin Williams (6-3, 200, R-Sr.)	OR
	11	Jaden Walley (6-0, 185, So.)	
	24	Christian Ford (5-11, 175, R-Jr.)	
Z	10	Makai Polk (6-3, 200, Jr.)	
	17	Caleb Ducking (6-5, 205, R-Jr.)	

DEFENSE

DE	5	Randy Charlton (6-3, 265, R-Jr.)	
	9	De'Monte Russell (6-4, 265, R-So.)	
NG	93	Cameron Young (6-3, 310, R-Jr.)	
	22	Nathan Pickering (6-4, 300, Jr.)	
DT	94	Jaden Crumedy (6-5, 310, R-Jr.)	
	15	Jack Harris (6-3, 270, R-So.)	
SAM	2	Tyrus Wheat (6-2, 265, Sr.)	
	34	Sherman Timbs (6-2, 265, R-Sr.)	OR
	54	Rodney Groce Jr. (6-2, 240, R-Fr.)	
MIKE	14	Nathaniel Watson (6-2, 240, R-Jr.)	
	16	DeShawn Page (6-2, 225, So.)	
WILL	3	Aaron Brule (6-1, 230, R-Jr.)	
	44	Jett Johnson (6-2, 235, R-Jr.)	
CB	1	Martin Emerson (6-2, 200, Jr.)	
	30	Decamerion Richardson (6-2, 195, So.)	
FS	19	Collin Duncan (6-0, 205, Jr.)	
	36	Jay Jimison (6-0, 200, R-Sr.)	
SS	0	Jalen Green (6-1, 200, Sr.)	
	24	Dylan Lawrence (6-4, 205, R-So.)	
DOG	38	Fred Peters (5-10, 205, Sr.)	
	12	Shawn Preston Jr. (6-0, 205, R-Jr.)	
CB	13	Emmanuel Forbes (6-0, 180, So.)	
	27	Esaías Furdge (6-0, 185, R-Jr.)	

SPECIAL TEAMS

K	8	Brandon Ruiz (5-10, 180, R-Sr.)	
	91	Nolan McCord (6-0, 170, R-Fr.)	
P	37	Tucker Day (6-0, 215, R-Sr.)	OR
	56	Archer Trafford (6-2, 240, R-So.)	
KO	8	Brandon Ruiz (5-10, 180, R-Sr.)	
	48	Scott Goodman (5-10, 205, R-Jr.)	
KR	5	Lideatrick Griffin (5-10, 180, So.)	
	7	Woody Marks (5-10, 205, So.)	
PR	85	Austin Williams (6-3, 200, R-Sr.)	
	13	Emmanuel Forbes (6-0, 180, So.)	
LS	43	Hayes Hammond (5-10, 205, R-Fr.)	OR
	41	Colby Cox (6-1, 235, R-Fr.)	
H	37	Tucker Day (6-0, 215, R-Sr.)	

GAME 1: LOUISIANA TECH

Louisiana Tech

Mississippi State

34

35

Dec. 30, 20175
Bank of America Stadium
Charlotte, N.C.
46,423

MISSISSIPPI STATE

RUSHING									
	Att.	Gain	Lost	Net	TD	Long	Avg.		
J. Marks	12	71	0	71	2	23	5.9		
Dillon Johnson	2	12	0	12	0	8	6.0		
Will Rogers	5	7	25	(-18)	0	6	(-3.6)		
PASSING									
	Com	Att	Int	Yds	TD	Long	Sacks		
Will Rogers	39	47	1	370	3	40	3		
RECEIVING									
	No.	Yds.	TD	Long					
Makai Polk	10	57	0	10					
Jo'quavious Marks	9	27	1	14					
Austin Williams	5	57	0	30					
Jaden Walley	4	64	1	17					
Jamire Calvin	3	67	1	40					
Rara Thomas	3	55	0	25					
Dillon Johnson	3	14	0	8					
Lideatrick Griffin	2	29	0	18					
PUNTING									
	No.	Yds.	Avg.	Long	I20	TB			
Tucker Day	5	210	42.0	46	0	0			
FIELD GOALS									
	Att.	Made	Long	KICKS					
Brandon Ruiz	1	0	--	missed 52					
ALL RETURNS									
	Punts			Kickoffs		Intercepted			
	No.	Yds.	Lg.	No.	Yds.	Lg.	No.	Yds.	Lg.
Lideatrick Griffin	0	0	0	4	144	70	0	0	0
Tyrus Wheat	0	0	0	0	0	0	1	0	0

LOUISIANA TECH									
RUSHING									
	Att.	Gain	Lost	Net	TD	Long	Avg.		
Austin Kendall	5	77	9	68	1	59	13.6		
Marcus Williams Jr.	13	34	13	21	0	7	1.6		
Greg Garner	4	11	0	11	0	5	2.8		
Keyon Brooks	2	1	0	1	0	1	0.5		
Harlan Dixon	1	0	0	0	0	0	0.0		
PASSING									
	Com	Att	Int	Yds	TD	Long	Sacks		
Austin Kendall	20	36	1	269	2	72	1		
Aaron Allen	1	1	0	(-1)	0	0	0		
RECEIVING									
	No.	Yds.	TD	Long					
Smoke Harris	4	52	1	24					
Isaiah Graham	3	41	0	29					
Marcus Williams Jr.	3	25	0	9					
Griffin Hebert	3	20	0	15					
Bub Means	2	94	1	72					
Tre Harris	2	7	0	7					
Harlan Dixon	2	7	0	5					
Tahj Magee	1	12	0	12					
Keyon Brooks	1	10	0	10					
PUNTING									
	No.	Yds.	Avg.	Long	I20	TB			
Cesar Barajas	7	270	38.6	51	2	1			
FIELD GOALS									
	Att.	Made	Long	KICKS					
Jacob Barnes	3	2	33	made 20, made 33, blocked 46					
ALL RETURNS									
	Punts			Kickoffs		Intercepted			
	No.	Yds.	Lg.	No.	Yds.	Lg.	No.	Yds.	Lg.
Smoke Harris	0	24	14	0	0	0	0	0	0
Bub Means	0	0	0	1	18	18	0	0	0
Trey Baldwin	0	0	0	0	0	0	1	35	35

Bulldogs Complete Largest Comeback In MSU History

Mississippi State found itself facing a 20-point deficit with just over 12 minutes remaining in its season opener against Louisiana Tech on Saturday. Undeterred, MSU finished with a flurry in all three phases to complete the largest comeback in school history. The 35-34 victory was sealed on the final play as LA Tech's 46-yard field goal fell short to send 44,669 maroon and white faithful home happy. Louisiana Tech took a 34-14 lead following a field goal early in the fourth quarter before State began mounting its comeback. The spark was started on special teams as **Lideatrick Griffin** returned the ensuing kickoff 70 yards to setup the homestanding Bulldogs at the 31-yard line. Three plays later, **Jo'quavious Marks** leapt into the end zone to start the rally with 12:01 left. MSU's defense forced a three-and-out to get the ball back quickly. The offense marched 77 yards in seven plays with quarterback **Will Rogers** completing all five of his passes on the drive to setup Marks again for a 5-yard scoring run to pull MSU within six. Another three-and-out by the defense gave State the ball back with just over six minutes remaining. Rogers was again perfect on all five throws, with the last going to **Jaden Walley** for a 15-yard touchdown to tie things at 34 before the extra point. In the fourth quarter, Rogers was a perfect 10-of-10 for 128 yards and a touchdown. Louisiana Tech still had 3:37 to make something happen and kept its hopes alive by converting a crucial 4th-and-11 from the MSU 43-yard line. Tech then ran the ball three straight plays - netting just six yards - and called timeout with two ticks remaining. Tech's 46-yard potential game-winner was blocked by **Jaden Crumedy** to give State its fifth consecutive season-opening win. The Bulldogs finished with 435 total yards, including 370 through the air.

NC State				0	14	7	7	28
Mississippi State				14	17	6	14	51
1st	08:09	MS	Jo'quavious Marks 1 yd pass from Will Rogers (Brandon Ruiz kick)					
	00:35	MS	Jamire Calvin 20 yd pass from Will Rogers (Brandon Ruiz kick)					
	00:00	LATC	Bub Means 72 yd pass from Austin Kendall (Jacob Barnes kick)					
2nd	11:55	LATC	Austin Kendall 59 yd run (Jacob Barnes kick)					
	03:06	LATC	Smoke Harris 24 yd pass from Austin Kendall (Jacob Barnes kick)					
3rd	03:06	LATC	Jacob Barnes 20 yd field goal					
	01:50	LATC	Trey Baldwin 35 yd interception return (Jacob Barnes kick)					
4th	13:11	LATC	Jacob Barnes 33 yd field goal					
	12:01	MS	Jo'quavious Marks 1 yd run (Brandon Ruiz kick)					
	07:24	MS	Jo'quavious Marks 5 yd run (Brandon Ruiz kick)					
	03:37	MS	Jaden Walley 15 yd pass from (Brandon Ruiz kick)					

Team Stats			LATC	MS
FIRST DOWNS			14	22
Rushing			2	5
Passing			10	17
Penalty			2	0
NET YARDS RUSHING			101	65
Rushing Attempts			25	19
Average Per Rush			4.0	3.4
Rushing Touchdowns			1	2
Yards Gained Rushing			123	90
Yards Lost Rushing			22	25
NET YARDS PASSING			268	370
Completions-Attempts-Int			21-37-1	39-47-1
Average Per Attempt			7.2	7.9
Average Per Completion			12.8	9.5
Passing Touchdowns			2	3
TOTAL OFFENSE YARDS			369	435
Total offense plays			62	66
Average Gain Per Play			6.0	6.6
Fumbles: Number-Lost			1-1	3-3
Penalties: Number-Yards			7-36	12-96
PUNTS-YARDS			7-270	5-210
KICKOFFS-YARDS			7-413	6-385
Punt returns: Number-Yards-TD			3-24-0	0-0-0
Kickoff returns: Number-Yds-TD			1-18-0	4-144-0
Interceptions: Number-Yds-TD			1-35-1	1-0-0
Fumble Returns: Number-Yds-TD			0-0-0	0-0-0
Possession Time			27:40	32:20
Third-Down Conversions			4 of 15	2 of 8
Fourth-Down Conversions			1 of 1	0 of 0
Red-Zone Scores-Chances			2-2	5-5
Sacks By: Number-Yards			3-29	1-9
PAT Kicks			4-4	5-5
Field Goals			2-3	0-1
Points off turnovers			3	14

THE LAST TIME MISSISSIPPI STATE...

TEAM

Defense

Allowed 60+ points	South Carolina, 1995 (65)
Allowed 50+ points	at Auburn, 2019 (56)
Allowed 40+ points	at Alabama, 2020 (41)
Allowed 30+ points	Louisiana Tech, 2021 (34)
Held opponent scoreless	Charleston Southern, 2017 (49-0)
Held opponent scoreless at Scott Field	Charleston Southern, 2017 (49-0)
Held opponent scoreless on the road	at South Carolina, 1998 (38-0)
Held opponent scoreless at neutral site	vs. Kansas, 1981 (10-0)
Held two opponents scoreless in one season	2014 (Southern Miss, 49-0; Vanderbilt, 51-0)
Held three opponents scoreless in one season	1963 (Samford, 43-0; at Tennessee, 7-0; Houston, 20-0)
Held an SEC opponent scoreless	Vanderbilt, 2014 (51-0)
Held two SEC opponents scoreless in one season	1998 (Vanderbilt, 42-0; at South Carolina, 38-0)
Held opponent without an offensive touchdown	at Ole Miss, 2018 (35-3)
Held opponent to 10 or fewer first downs	at Kentucky, 2020 (10)
Held opponent to 0 or fewer yards rushing	vs. Iowa, 2018 (-15 yds, 20 att.)
Held opponent to 25 or fewer yards rushing	at Georgia, 2020 (8 yds., 23 att.)
Held opponent to 50 or fewer yards rushing	at Georgia, 2020 (8 yds., 23 att.)
Held opponent to 50 or fewer yards passing	Charleston Southern, 2017 (15)
Held opponent to 100 or fewer yards passing	at Kentucky, 2020 (73)
Held opponent to 100 or fewer yards total offense	Charleston Southern, 2017 (33)
Held opponent to 200 or fewer yards total offense	at Kentucky, 2020 (157)
Held opponent to 250 or fewer yards total offense	at Kentucky, 2020 (157)
Recorded six+ takeaways	at Kentucky, 2007 (6; 3 INT, 3 fumbles)
Recorded five+ takeaways	Vanderbilt, 2020 (5; 3 INT, 2 fumbles)
Intercepted five+ passes	at Memphis, 2002 (5)
Intercepted four+ passes	at Middle Tennessee, 2009 (4)
Intercepted three+ passes	Missouri, 2020 (3)
Returned three+ interceptions for TDs	Arkansas State, 1994 (Walt Harris, 41 yards; Jimmy Lipscomb, 28 yards; Dwayne Curry, 29 yards)
Returned two+ interceptions for TDs	Jackson State, 2012 (Darius Slay, 52 yards; Matthew Wells, 22 yards)
Returned one interception for a TD	vs. Tulsa, 2020 (Emmanuel Forbes, 90 yards)
Two players had 2+ interceptions	at Middle Tennessee State, 2009 (Corey Broomfield, 2; Johnthan Banks, 2)
Returned a fumble for a TD	at Louisiana Tech, 2017 (Jeffery Simmons, 90 yards)
Scored a safety	at Kentucky, 2020
Scored two+ safeties	Charleston Southern, 2017 (2)
Recorded nine+ sacks	at Ole Miss, 1996 (9)
Recorded eight+ sacks	Oklahoma State, 1999 (8)
Recorded seven+ sacks	at LSU, 2020 (7)
Recorded six+ sacks	at LSU, 2020 (7)
Recorded five+ sacks	vs. Tulsa, 2020 (5)
Did not record a sack	Auburn, 2020
Recorded 10+ tackles for loss	at Georgia, 2020 (11)
Had four players record 10+ tackles	Texas A&M, 2012 (B. McKinney, 14; C. Lawrence, 13; N. Whitley, 12; M. Wells, 10)
Had three players record 10+ tackles	Vanderbilt, 2020 (Aaron Brule, 12; Martin Emerson, 10; Marcus Murphy, 10)
Had two players record 10+ tackles	vs. Tulsa, 2020 (Londyn Craft, 10; Erroll Thompson, 10)

Passing

Had 500+ yards passing	at LSU, 2020 (623)
Had 450+ yards passing	at LSU, 2020 (623)
Had 400+ yards passing	at Ole Miss, 2020 (440)
Had 300+ yards passing	Louisiana Tech, 2021 (370)
Had 70+ pass attempts	at Kentucky, 2020 (70)
Had 60+ pass attempts	at Ole Miss, 2020 (62)
Had 50+ pass attempts	Auburn, 2020 (51)
Had 40+ pass attempts	Louisiana Tech, 2021 (47)
Had 30+ pass attempts	Louisiana Tech, 2021 (47)
Had 45+ pass completions	at Ole Miss, 2020 (45)
Had 40+ pass completions	at Ole Miss, 2020 (45)
Had 35+ pass completions	Louisiana Tech, 2021 (39)
Had 30+ pass completions	Louisiana Tech, 2021 (39)
Had five+ passing TDs	at LSU, 2020 (5)
Had four+ passing TDs	at LSU, 2020 (5)
Had three+ passing TDs	Louisiana Tech, 2021 (3)

Rushing

Had 400+ yards rushing	at Arkansas, 2019 (460)
Had 300+ yards rushing	Abilene Christian, 2019 (372)
Had 250+ yards rushing	Abilene Christian, 2019 (372)
Had 70+ rushing attempts	Arkansas, 2010 (70)
Had 60+ rushing attempts	Ole Miss, 2017 (62)
Had 50+ rushing attempts	at Arkansas, 2019 (57)
Had seven+ rushing TDs	Middle Tennessee State, 2010 (7)
Had six+ rushing TDs	Louisiana, 2018 (6)
Had five+ rushing TDs	Louisiana, 2018 (6)
Had four+ rushing TDs	at Arkansas, 2019 (4)
Had three+ rushing TDs	Ole Miss, 2019 (3)
Had two+ players with 100 yards rushing	at Arkansas, 2019 (Kylín Hill, 234; Nick Gibson, 129)
Had three+ players with 100 yards rushing	ULM, 1996 (Tony Buckhalter, 119; Nakia Greer, 110; Robert Isaac, 103)

Receiving

Had two players with 100+ yards receiving	at LSU, 2020 (Kylín Hill, 158; Osirus Mitchell, 183; JaVonta Payton, 122)
Had three players with 100+ yards receiving	at LSU, 2020 (Kylín Hill, 158; Osirus Mitchell, 183; JaVonta Payton, 122)
Had 10+ different receivers catch a pass	at Georgia, 2020 (10)
Had eight+ different receivers catch a pass	Louisiana Tech, 2021 (8)

Total Offense/Scoring

Had 600+ yards total offense	at LSU, 2020 (632)
Had 550+ yards total offense	at LSU, 2020 (632)
Had 500+ yards total offense	at LSU, 2020 (632)
Had 400+ yards total offense	Louisiana Tech, 2021 (435)
Totaled 100+ plays	Arkansas, 2010 (100)
Totaled 90+ plays	Ole Miss, 2017 (94)
Totaled 80+ plays	at Kentucky, 2020 (84)
Totaled 70+ plays	at Ole Miss, 2020 (78)
Had 40 minutes+ of possession time	at Arkansas, 2019 (40:09)
Had 35 minutes+ of possession time	Arkansas, 2020 (36:20)
Had 30+ first downs	BYU, 2017 (35)
Had 20+ first downs	Louisiana Tech, 2021 (22)
Scored 60+ points	Stephen F. Austin, 2018 (63)
Scored 50+ points	Missouri, 2020 (51)
Scored 40+ points	Missouri, 2020 (51)
Scored 30+ points	Louisiana Tech, 2021 (35)
Scored a two-point conversion passing	Arkansas, 2016 (Nick Fitzgerald to Fred Ross)
Scored a two-point conversion rushing	Ole Miss, 2017 (Keytaon Thompson rush)
Attempted a two-point conversion	at Texas A&M, 2019 (pass unsuccessful)
Was held scoreless	at Alabama, 2020 (0-41)
Was held scoreless at Scott Field	LSU, 2007 (0-45)
Was held scoreless on the road	at Alabama, 2020 (0-41)
Was held scoreless at a neutral site	vs. Florida, 1989 (0-21)
Had 20+ penalties	vs. Clemson, 1999 (21)
Had 10+ penalties	Louisiana Tech, 2021 (12)
Had 100+ yards in penalties	vs. Tulsa, 2020 (102)
Had 300-yard passer and 100-yard rusher in a game	BYU, 2001 (Kevin Fant 346 pass & Dícenzo Miller 119 rush)
Had 100-yard receiver and 100-yard rusher in a game	Stephen F. Austin, 2018 (Osirus Mitchell 114 receiving & Keytaon Thompson 109 rush)

Turnovers

Did not commit a turnover	vs. Tulsa, 2020
Did not commit a turnover in back-to-back games	Vanderbilt & at Georgia, 2020
Committed eight+ turnovers	at Arkansas, 2003 (8; 6 INT; 2 fumbles)
Committed seven+ turnovers	LSU, 2007 (7; 6 INT, 1 fumble)
Committed six+ turnovers	at Kentucky, 2020 (6; 6 INT)
Committed five+ turnovers	at Kentucky, 2020 (6; 6 INT)
Had five+ fumbles	Georgia Tech, 2009 (5)
Lost four+ fumbles	Georgia Tech, 2009 (4)
Lost three+ fumbles	Louisiana Tech, 2021 (3)
Threw six+ interceptions	at Kentucky, 2020 (6)
Threw five+ interceptions	at Kentucky, 2020 (6)
Threw four+ interceptions	at Kentucky, 2020 (6)
Threw three+ interceptions	at Kentucky, 2020 (6)
Did not cause a turnover	Auburn, 2020

Special Teams

Returned a punt for a TD	UMass, 2017 (Dedrick Thomas - 82)
Returned a blocked punt for a TD	at Louisiana Tech, 2017 (Jeffery Simmons - 90)
Returned a kickoff for a TD	at Southern Miss, 2015 (Brandon Holloway - 100)
Returned a blocked FG for a TD	Southern Miss, 2014 (Jay Hughes - 70)
Returned a blocked PAT kick	vs. Texas A&M, 2000 (Julius Griffith)
Blocked three punt	LSU, 1999 (3; Robert Bean, Eugene Clinton, Rob Knight)
Blocked two punts	LSU, 1999 (3; Robert Bean, Eugene Clinton, Rob Knight)
Blocked one punts	at Louisiana Tech, 2017 (Jeffery Simmons)
Blocked a field goal	Louisiana Tech, 2021 (Jaden Crumedy)
Blocked a PAT kick	vs. Miami (Ohio), 2016 (Johnathan Calvin)
Punted 10+ times	at Alabama, 2020 (10)
Did not punt	Troy, 2013
Had a punt blocked	Texas A&M, 2020
Had a field goal blocked	at Arkansas, 2013 (Devon Bell; 28-yard attempt)
Had a kicking PAT blocked	at Louisiana Tech, 2017
Missed a kicking PAT	at Auburn, 2019
Recovered an onside kick	vs. Tulsa, 2020
Recovered two onside kicks	Missouri, 2020

INDIVIDUAL

Defense

Intercepted three+ passes	Mark McLaurin; vs. Louisville, 2017 (3)
Intercepted two+ passes	Emmanuel Forbes; Missouri, 2020 (2)
Returned two interceptions for a touchdown	Johnthan Banks; at Florida, 2009
Returned one interception for a touchdown	Emmanuel Forbes; vs. Tulsa, 2020
Recovered two+ fumbles	Leo Lewis; at Auburn, 2019 (2)
Forced two+ fumbles	Tyrus Wheat; Vanderbilt, 2020 (2)
Recorded five+ sacks	Greg Favors; at Ole Miss, 1996 (5.5)
Recorded four+ sacks	Greg Favors; at Ole Miss, 1996 (5.5)
Recorded three+ sacks	Montez Sweat; Auburn, 2018 (3.0)
Recorded two+ sacks	Aaron Odom; vs. Tulsa, 2020 (2.0)
Recorded five+ tackles for loss	Deljuan Robinson; Auburn, 2006 (5.0)
Recorded four+ tackles for loss	A.J. Jefferson; South Alabama, 2016 (4.0)
Recorded three+ tackles for loss	Kobe Jones; vs. Louisville, 2019 (3.5)
Recorded 20+ tackles	Mario Haggan; Arkansas, 2000 (20)
Recorded 10+ tackles	Londyn Craft (10) and Erroll Thompson (10); vs. Tulsa, 2020
Recorded 10+ tackles in back-to-back games	Erroll Thompson, 2020; Texas A&M (11), at Alabama (11)

Passing

Passed for 600+ yards	K.J. Costello; at LSU, 2020 (623)
Passed for 500+ yards	K.J. Costello; at LSU, 2020 (623)
Passed for 400+ yards	Will Rogers; at Ole Miss, 2020 (440)
Passed for 300+ yards	Will Rogers; Louisiana Tech, 2021 (370)
Attempted 60+ passes	Will Rogers; at Ole Miss, 2020 (61)
Attempted 50+ Passes	Will Rogers; Auburn, 2020 (51)
Attempted 40+ passes	Will Rogers; Louisiana Tech, 2021 (47)
Attempted 30+ passes	Will Rogers; Louisiana Tech, 2021 (47)
Completed 40+ passes	Will Rogers; at Ole Miss, 2020 (45)
Completed 35+ passes	Will Rogers; Louisiana Tech, 2021 (39)
Completed 30+ passes	Will Rogers; Louisiana Tech, 2021 (39)
Threw five+ touchdown passes	K.J. Costello; at LSU, 2020 (5)
Threw four+ touchdown passes	K.J. Costello; at LSU, 2020 (5)
Threw three+ touchdown passes	Will Rogers; Louisiana Tech, 2021 (3)
Threw six+ interceptions	Michael Henig; LSU, 2007 (6)
Threw five+ interceptions	Michael Henig; LSU, 2007 (6)
Threw four+ interceptions	K.J. Costello; at Kentucky, 2020 (4)
Threw three+ interceptions	K.J. Costello; at Kentucky, 2020 (4)
Completed pass for 90+ yards	Kevin Fant to Terrell Grindle; Kentucky, 2002 (91)
Completed pass for 80+ yards	Tommy Stevens to Kylin Hill; Abilene Christian, 2019 (88)
Completed pass for 70+ yards	K.J. Costello to Kylin Hill; at LSU, 2020 (75)
Completed pass for 60+ yards	K.J. Costello to Kylin Hill; at LSU, 2020 (75)
Completed pass for 50+ yards	Will Rogers to Jaden Walley; at Georgia, 2020 (51)

Rushing

Rushed 40+ times	Michael Davis; Ole Miss, 1993 (40)
Rushed 35+ times	James Johnson; Alabama, 1998 (36)
Rushed 30+ times	Vick Ballard; Arkansas, 2010 (33)
Rushed for 250+ yards	Nick Fitzgerald; at Ole Miss, 2016 (258)
Rushed for 200+ yards	Kylin Hill; at Arkansas, 2019 (234)
Rushed for 150+ yards	Kylin Hill; Abilene Christian, 2019 (153)
Rushed for 100+ yards	Kylin Hill; Ole Miss, 2019 (132)
Rushed for 100+ yards (QB)	Garrett Shrader; Kentucky, 2019 (125)
Rushed for four+ touchdowns	Nick Fitzgerald; Louisiana, 2018 (4)
Rushed for three+ touchdowns	Kylin Hill; at Arkansas, 2019 (3)
Rushed for two+ touchdowns	Jo'quavius Marks; Louisiana Tech, 2021 (2)
Had a run of 80+ yards	James Johnson; at Alabama, 1997 (83)
Had a run of 70+ yards	Nick Fitzgerald; Texas A&M, 2018 (76)
Had a run of 60+ yards	Kylin Hill; at Arkansas, 2019 (62)
Had a run of 50+ yards	Kylin Hill; at Arkansas, 2019 (62)

Receiving

Caught 15+ passes	Kylin Hill; at Kentucky, 2020 (15)
Caught 10+ passes	Makai Polk; Louisiana Tech, 2021 (10)
Had 200+ yards receiving	Donald Gray; Samford, 2016 (207)
Had 150+ yards receiving	Jaden Walley; at Ole Miss, 2020 (167)
Had 100+ yards receiving	Jaden Walley; Missouri, 2020 (129)
Caught three+ TD passes	Donald Gray; Samford, 2016 (3)
Caught two+ TD passes	Malik Heath; at Ole Miss, 2020 (2)

Total Offense/Scoring

Had 550+ yards total offense	K.J. Costello; at LSU, 2020 (585)
Had 500+ yards total offense	K.J. Costello; at LSU, 2020 (585)
Had 400+ yards total offense	Will Rogers; at Ole Miss, 2020 (466)
Had 300+ yards total offense	Will Rogers; Louisiana Tech, 2021 (352)
Had both 100 yards passing and rushing	Garrett Shrader; Kentucky, 2019 (125 rush, 180 pass)
Scored four+ touchdowns	Nick Fitzgerald; Louisiana, 2018 (4 rush)
Scored three+ touchdowns	Jo'quavious Marks; Louisiana Tech, 2021 (2 rush, 1 receiving)
Scored two+ touchdowns	Jo'quavious Marks; Louisiana Tech, 2021 (2 rush, 1 receiving)
Five+ touchdowns responsible for	K.J. Costello; at LSU, 2020 (5 pass)
Four+ touchdowns responsible for	K.J. Costello; at LSU, 2020 (5 pass)
Three+ touchdowns responsible for	Will Rogers; Louisiana Tech, 2021 (3 pass)
Scored two+ non-offensive TDs	Jeffery Simmons; at Louisiana Tech, 2017 (FR & blocked punt)

Special Teams

Scored 15+ points kicking	Derek DePasquale; UAB, 2010 (17)
Scored 10+ points kicking	Brandon Ruiz; Missouri, 2020 (12)
Attempted five+ field goals	Derek DePasquale; UAB, 2010 (5-for-5)
Attempted four+ field goals	Derek DePasquale; UAB, 2010 (5-for-5)
Attempted three+ field goals	Brandon Ruiz; Missouri, 2020 (3-for-3)
Made one field goal of 50+ yards	Jace Christmann; at Tennessee, 2019 (51)
Attempted two field goals of 50+ yards	Brian Hazelwood; Memphis, 1997 (51, 53)
Attempted one field goal of 50+ yards	Brandon Ruiz; at Kentucky, 2020 (56)
80+ yard punt	Mike Patrick; at Alabama, 1974
70+ yard punt	Tucker Day; LSU, 2019 (70)
60+ yard punt	Reed Bowman; Vanderbilt, 2020 (63)
Punted 10+ times	Blake McAdams; at Ole Miss, 2008 (12)
Totaled 175+ kickoff return yards	Jameon Lewis; at Ole Miss, 2012 (183, 5 ret.)
Totaled 150+ kickoff return yards	Jameon Lewis; at Ole Miss, 2012 (183, 5 ret.)
Totaled 100+ kickoff return yards	Louisiana Tech, 2021 (144, 4 ret.)

THE LAST TIME AN OPPONENT...

TEAM

Defense

Held MSU to 10 or fewer first downs	at Alabama, 2018 (7)
Recorded 10+ sacks	at Ole Miss, 2008 (11)
Recorded nine+ sacks	Alabama, 2019 (9)
Recorded eight+ sacks	Alabama, 2019 (9)
Recorded seven+ sacks	Tennessee, 2019 (7)
Recorded six+ sacks	Auburn, 2020 (6)
Recorded five+ sacks	Auburn, 2020 (6)
Scored one safety	Texas A&M, 2013
Scored multiple safeties	Florida, 2005 (2)
Held MSU to 0 or fewer yards rushing	Vanderbilt, 2020 (minus-22)
Held MSU to 25 or fewer yards rushing	Auburn, 2020 (19)
Held MSU to 50 or fewer yards rushing	Auburn, 2020 (19)
Held MSU to 50 or fewer yards passing	Florida, 2010 (33)
Held MSU to 100 or fewer yards passing	Auburn, 2018 (69)
Held MSU to 100 or less yards total offense	at Ole Miss, 2008 (37)
Held MSU to 200 or less yards total offense	at Alabama, 2020 (200)
Held MSU to 300 or less yards total offense	vs. Tulsa, 2020 (271)
Held MSU to 100 or fewer yards both rushing & passing	at Ole Miss, 2008 (minus-51 rush, 88 pass)
Returned an interception for a TD	Louisiana Tech, 2021 (Trey Baldwin; 35 yards)
Returned a fumble for a TD	Louisville, 2019 (Khane Pass 31-yd fumble recovery)

Passing

Had 450+ yards passing	Samford, 2016 (468)
Had 400+ yards passing	at Georgia, 2020 (401)
Had 300+ yards passing	vs. Tulsa, 2020 (347)
Had 60+ pass attempts	Samford, 2016 (70)
Had 50+ pass attempts	Samford, 2016 (70)
Had 40+ pass attempts	vs. Tulsa, 2020 (46)
Had 40+ pass completions	Samford, 2016 (42)
Had 30+ pass completions	Vanderbilt, 2020 (31)
Had 20+ pass completions	Louisiana Tech, 2021 (21)
Threw five+ passing TDs	Alabama, 2016 (5)
Threw four+ passing TDs	at Georgia, 2020 (4)
Threw three+ passing TDs	at Georgia, 2020 (4)

Rushing

Had 400+ yards rushing	Georgia Tech, 2014 (452)
Had 300+ yards rushing	Arkansas, 2016 (357)
Had 200+ yards rushing	Auburn, 2020 (218)
Had 70+ rushing attempts	Oklahoma State, 1998 (71)
Had 60+ rushing attempts	Georgia Tech, 2014 (61)
Had 50+ rushing attempts	Auburn, 2016 (58)
Had 40+ rushing attempts	vs. Tulsa, 2020 (40)
Had six+ rushing TDs	Auburn, 2019 (6)
Had five+ rushing TDs	Auburn, 2019 (6)
Had four+ rushing TDs	Texas A&M, 2019 (4)
Had two players with 100 yards rushing	Arkansas, 2016 (Rawleigh Williams III 205, Devwah Whaley 112)

Receiving

Had two players with 100 yards receiving in a game	vs. Tulsa, 2020 (Stokes, Keyton, 117; JuanCarols Santana 112)
Had 10+ players catch a pass	Louisiana Tech, 2021 (10)
Had eight+ players catch a pass	Louisiana Tech, 2021 (10)

Total Offense/Scoring

Had 600+ yards total offense	Arkansas, 2016 (661)
Had 500+ yards total offense	at Ole Miss, 2020 (550)
Had 400+ yards total offense	vs. Tulsa, 2020 (484)
Totaled 100+ plays	Samford, 2016 (104)
Totaled 90+ plays	Samford, 2016 (104)
Totaled 80+ plays	vs. Tulsa, 2020 (86)
Totaled 70+ plays	Vanderbilt, 2020 (82)
Successful two-point conversion	Missouri, 2020 (pass)
Failed two-point conversion	vs. Tulsa, 2020 (pass)
Had 30+ first downs	Vanderbilt, 2020 (30)
Had 20+ first downs	vs. Tulsa, 2020 (27)
Had 10+ penalties	at Ole Miss, 2020 (10)
Had 100+ yards in penalties	LSU, 2017 (112)
Had 35 minutes+ of possession time	Louisiana Tech, 2017 (36:08)
Had two 100-yard rushers and one 100-yard receiver	Georgia Tech, 2014 (Days, 171 rush; Thomas, 121 rush; Waller, 114 rec.)
Had one 100-yard rusher and one 100-yard receiver	Vanderbilt, 2020 (Henry-Brooks, 115 rush; Johnson 114 rec.)

Turnovers

Committed six+ turnovers	at Kentucky, 2007 (6; 3 INT, 2 fumbles)
Committed five+ turnovers	Vanderbilt, 2020 (5; 3 INT, 2 fumbles)
Did not commit a turnover	Auburn, 2020
Had five+ fumbles	Ole Miss, 2011 (6)
Had four+ fumbles	Charleston Southern, 2017 (4)
Had three+ fumbles	Vanderbilt, 2020 (3)
Lost four+ fumbles	LSU, 2004 (4)
Lost three+ fumbles	Auburn, 2019 (3)

INDIVIDUAL

Defense

Intercepted three+ passes	Craig Steltz; LSU, 2007 (3)
Intercepted two+ passes	Joe Foucha; Arkansas, 2020 (2)
Recorded three+ sacks	Jonathan Allen; Alabama, 2015 (3.0)
Recorded two+ sacks	JaCoby Stevens; at LSU, 2020 (2.0)

Passing

Passed for 450+ yards	Devlin Hodges; Samford, 2016 (468)
Passed for 400+ yards	JT Daniels; at Georgia, 2020 (401)
Passed for 300+ yards	Zach Smith; vs. Tulsa, 2020 (347)
Attempted 60+ passes	Devlin Hodges; Samford, 2016 (69)
Attempted 50+ passes	Devlin Hodges; Samford, 2016 (69)
Attempted 40+ passes	Zach Smith; vs. Tulsa, 2020 (46)
Completed 40+ passes	Devlin Hodges; Samford, 2016 (42)
Completed 30+ passes	Ken Seals; Vanderbilt, 2020 (31)
Completed 20+ passes	Austin Kendall; Louisiana Tech, 2021 (20)
Threw five+ touchdown passes	Brandon Allen; Arkansas, 2015 (7)
Threw four+ touchdown passes	JT Daniels; at Georgia, 2020 (4)
Threw three+ touchdown passes	JT Daniels; at Georgia, 2020 (4)

Completed a pass for 80+ yards	Matt Corral to Brayton Sanders; at Ole Miss, 2020 (81)
Completed a pass for 70+ yards	Austin Kendall to Bub Means; Louisiana Tech, 2021 (72)
Completed a pass for 60+ yards	Austin Kendall to Bub Means; Louisiana Tech, 2021 (72)
Completed a pass for 50+ yards	Austin Kendall to Bub Means; Louisiana Tech, 2021 (72)

Rushing

Rushed 40+ times	Deuce McAllister; Ole Miss, 1998 (40)
Rushed 35+ times	Kamryn Pettway; Auburn, 2016 (39)
Rushed 30+ times	Kamryn Pettway; Auburn, 2016 (39)
Rushed for 200+ yards	Rawleigh Williams III; Arkansas, 2016 (205)
Rushed for 150+ yards	Tank Bigsby; Auburn, 2020 (192)
Rushed for 100+ yards	Larry Roundtree; Missouri, 2020 (121)
Rushed for five+ touchdowns	Carnell Williams; Auburn, 2003 (6)
Rushed for four+ touchdowns	Benny Snell; at Kentucky, 2018 (4)
Had a run of 80+ yards	Marquis Young; UMass, 2016 (83)
Had a run of 70+ yards	Lamar Jackson; vs. Louisville, 2017 (75)
Had a run of 60+ yards	Lamar Jackson; vs. Louisville, 2017 (75)
Had a run of 50+ yards	Austin Kendall; Louisiana Tech, 2021 (59)

Special Teams

Returned a punt for a TD	Texas A&M, 2016 (Christian Kirk - 93)
Returned a blocked punt for a TD	Ole Miss, 2013 (Terrell Grant - 0)
Returned a kickoff for a TD	Kansas State, 2019 (Malik Knowles - 100)
Punted 10+ times	Vanderbilt, 2009 (11)
Did not punt	Arkansas, 2016
Missed two+ kicking PATs	Tulane, 2006 (2)
Missed one kicking PAT	Ole Miss, 2019
Blocked a field goal	Arkansas, 2013
Blocked a punt	Texas A&M, 2020

Receiving

Caught 10+ passes	Elijah Moore; at Ole Miss, 2020 (12)
Caught seven+ passes	Keylon Stokes; vs. Tulsa, 2020 (9)
Had two players with 10+ receptions	Keyon Henry-Brooks (11) and Cam Johnson (10); Vanderbilt, 2020
Had 200+ yards receiving	DeVonta Harris; at Alabama, 2020 (203)
Had 150+ yards receiving	Jermaine Burton; at Georgia, 2020 (197)
Had 100+ yards receiving	Stokes, Keylon (117) and JuanCarols Santana (112); vs. Tulsa, 2020
Caught four+ TD passes	DeVonta Harris; at Alabama, 2020 (4)
Caught three+ TD passes	DeVonta Harris; at Alabama, 2020 (4)
Caught two+ TD passes	Jermaine Burton; at Georgia, 2020 (2)

Total Offense/Scoring

Had 500+ yards total offense	Devlin Hodges; Samford, 2016 (513)
Had 400+ yards total offense	Jalen Hurts; Alabama, 2016 (447)
Had 300+ yards of total offense	Austin Kendall; Lousiana Tech, 2021 (337)
Had both 100 yards passing and rushing	Lamar Jackson; vs. Louisville, 2017 (171 pass/158 rush)
Scored four+ touchdowns	DeVonta Harris; at Alabama, 2020 (4)
Scored three+ touchdowns	Najee Harris; Alabama, 2019 (3 rush)
Seven+ touchdowns responsible for	Brandon Allen; Arkansas, 2015 (7 pass)
Six+ touchdowns responsible for	Brandon Allen; Arkansas, 2015 (7 pass)
Five+ touchdowns responsible for	Kellen Mond; at Texas A&M, 2019 (3 pass, 2 rush)
Four+ touchdowns responsible for	JT Daniels; at Georgia, 2020 (4 pass)

Special Teams

Scored 10+ points kicking	Jacob Barnes; Louisiana Tech, 2021 (10)
Made five+ field goals	Austin MacGinnis; Kentucky, 2016 (5)
Made four+ field goals	Cole Tracy; at LSU, 2018 (4)

SCORING SUMMARY

Plays	Yds	Time	Result	Qtr.	Scoring Play
Louisiana Tech					
7	40	3:41	TD	1	Marks 1-yard pass from Rogers (Ruiz Kick)
3	33	1:45	TD	1	Calvin 20-yard pass from Rogers (Ruiz kick)
3	21	0:59	TD	4	Marks 1-yard rush (Ruiz Kick)
7	77	3:25	TD	4	Marks 5-yard rush (Ruiz Kick)
5	52	2:30	TD	4	Walley 15-yard pass from Rogers (Ruiz Kick)

SCORING BREAKDOWN

MISSISSIPPI STATE *DRIVES*

Offense: 5 scoring drives (5 TD, 0 FG)
Special Teams/Defensive: 0: None.

LONGEST SCORING DRIVES BY:

Plays:	7	Twice: Both LOUISIANA TECH (9/4)
	5	LOUISIANA TECH (9/4)
Yards:	77	LOUISIANA TECH (9/4)
	52	LOUISIANA TECH (9/4)
Time:	3:41	LOUISIANA TECH (9/4)
	3:25	LOUISIANA TECH (9/4)

OPPONENT *DRIVES*

Offense: 4 scoring drives (3 TD, 2 FG)
Special Teams/Defensive: 1: Baldwin 35-yard interception return - LOUISIANA TECH (9/4).

LONGEST SCORING DRIVES BY:

Plays:	7	LOUISIANA TECH (9/4)
	6	LOUISIANA TECH (9/4)
Yards:	75	LOUISIANA TECH (9/4)
	68	LOUISIANA TECH (9/4)
Time:	3:18	LOUISIANA TECH (9/4)
	2:36	LOUISIANA TECH (9/4)

MISSISSIPPI STATE GAME-BY-GAME

	LATC	NCST	at MEM	LSU	at TA&M	ALA	VAN	UK	at ARK	at AUB	TNST	OM
First Downs	22											
Rushing	5											
Passing	17											
Penalty	--											
Net Yards Rushing	65											
Rushing Attempts	19											
Average Per Rush	3.4											
Rushing Touchdowns	2											
Yards Gained	90											
Yards Lost	25											
Net Yards Passing	370											
Completions	39											
Attempts	47											
Interceptions	1											
Yards Per Attempt	7.9											
Yards Per Completion	9.5											
Passing Touchdowns	3											
Total Offensive Yards	435											
Plays	66											
Yards Per Play	6.6											
Fumbles-Lost	3-3											
Penalties-Yards	12-96											
Punts-Yards	5-210											
Yards Per Punt	42.0											
Net Yards Per Punt	37.2											
Inside 20	--											
50+ Yard Kicks	--											
Touchbacks	--											
Fair Catch	2											
Kickoffs-Yards	6-385											
Yards Per Kickoff	64.2											
Net Yards Per Kickoff	40.3											
Touchbacks	5											
Punt Returns	--											
Yards	--											
Touchdowns	--											
Yards Per Return	--											
Kickoff Returns	4											
Yards	144											
Touchdowns	--											
Yards Per Return	36.0											
Interceptions	1											
Yards	--											
Touchdowns	--											
Fumble Recoveries	--											
Returns-Yards	--											
Touchdowns	--											
Miscellaneous Yards	--											
Possession Times	32:20											
1st Quarter	11:09											
2nd Quarter	9:11											
3rd Quarter	4:55											
4th Quarter	7:05											
3rd-Down Conversions	2-8											
4th-Down Conversions	--											
Red Zone Scoring	5-5											
Touchdowns	5											
Field Goals	--											
Sacks By-Yards	1-9											
PAT Kicks	5-5											
Field Goals	0-1											
Total Points	35											
Touchdowns Rushing	2											
Touchdowns Passing	3											
Touchdown Returns	--											
Other Touchdowns	--											
Safeties	--											
Kick PAT-Attempts	5-5											
2pt PAT-Attempts	--											
Field Goals-Attempts	0-1											
Points Off Turnovers	14											

OPPONENT GAME-BY-GAME

	LATC	NCST	at MEM	LSU	at TA&M	ALA	VAN	UK	at ARK	at AUB	TNST	OM
First Downs	14											
Rushing	2											
Passing	10											
Penalty	2											
Net Yards Rushing	101											
Rushing Attempts	25											
Average Per Rush	4.0											
Rushing Touchdowns	1											
Yards Gained	123											
Yards Lost	22											
Net Yards Passing	268											
Completions	21											
Attempts	37											
Interceptions	1											
Yards Per Attempt	7.2											
Yards Per Completion	12.8											
Passing Touchdowns	2											
Total Offensive Yards	369											
Plays	62											
Yards Per Play	6.0											
Fumbles-Lost	1-1											
Penalties-Yards	7-36											
Punts-Yards	7-270											
Yards Per Punt	38.6											
Net Yards Per Punt	37.3											
Inside 20	2											
50+ Yard Kicks	1											
Touchbacks	1											
Fair Catch	3											
Kickoffs-Yards	7-413											
Yards Per Kickoff	59.0											
Net Yards Per Kickoff	29.7											
Touchbacks	2											
Punt Returns	3											
Yards	24											
Touchdowns	--											
Yards Per Return	8.0											
Kickoff Returns	1											
Yards	18											
Touchdowns	--											
Yards Per Return	18.0											
Interceptions	1											
Yards	35											
Touchdowns	1											
Fumble Recoveries	3											
Returns-Yards	1-0											
Touchdowns	--											
Miscellaneous Yards	--											
Possession Times	27:04											
1st Quarter	3:51											
2nd Quarter	5:49											
3rd Quarter	10:05											
4th Quarter	7:55											
3rd-Down Conversions	4-15											
4th-Down Conversions	1-1											
Red Zone Scoring	2-2											
Touchdowns	0											
Field Goals	2											
Sacks By-Yards	3-29											
PAT Kicks	4-4											
Field Goals	2-3											
Total Points	34											
Touchdowns Rushing	1											
Touchdowns Passing	2											
Touchdown Returns	1											
Other Touchdowns	--											
Safeties	--											
Kick PAT-Attempts	4-4											
2pt PAT-Attempts	--											
Field Goals-Attempts	2-3											
Points Off Turnovers	10											

INDIVIDUAL GAME-BY-GAME

RUSHING												
(ATT-YDS-TD)	LATC	NCST	at MEM	LSU	at TA&M	ALA	VAN	UK	at ARK	at AUB	TNST	OM
Johnson, Dillon	2-12-0											
Marks, Jo'quavious	12-71-2											
Rogers, Will	5-(-18)-0											

RECEIVING												
(REC-YDS-TD)	LATC	NCST	at MEM	LSU	at TA&M	ALA	VAN	UK	at ARK	at AUB	TNST	OM
Calvin, Jamire	3-67-1											
Griffin, Lideatrick	2-29-0											
Johnson, Dillon	3-14-0											
Marks, Jo'quavious	9-27-1											
Polk, Makai	10-57-0											
Thomas, Rara	3-55-0											
Walley, Jaden	4-64-1											
Williams, Austin	5-57-0											

PASSING							
Rogers, Will							
	C-A-I	Pct.	Yards	TD	Long	Sack-Yards	Efficiency
LOUISIANA TECH	39-47-1	.830	370	3	40	3-29	165.91
NC STATE							
at Memphis							
LSU							
at Texas A&M							
ALABAMA							
at Vanderbilt							
KENTUCKY							
at Arkansas							
at Auburn							
TENNESSEE STATE							
OLE MISS							

KICKING & PUNTING								
KICKOFFS								
Season	KO	Total Yards	TB	OB	Kick Avg.	Returns	Rtn. Yds.	Yds./Rtn.
Ruiz, Brandon	6	385	5	0	64.2	--	--	--
OPPONENT	--	--	--	--	--	1	18	18.0
Season	KO	Total Yards	TB	OB	Kick Avg.	Opp Returns	Rtn. Yds.	Yds./Rtn.
LOUISIANA TECH	6	385	5	0	64.2	1	18	18.0
NC STATE								
at Memphis								
LSU								
at Texas A&M								
ALABAMA								
at Vanderbilt								
KENTUCKY								
at Arkansas								
at Auburn								
TENNESSEE STATE								
OLE MISS								
PUNTING								
Season	No.	Total Yds	Avg.	Long	TB	FC	I20	50+ Blk
Tucker Day	5	210	42.0	46	0	2	0	0 0
Game	No.	Total Yds	Avg.	Long	TB	FC	I20	50+ Blk
LOUISIANA TECH	5	210	42.0	46	0	2	0	0 0
NC STATE								
at Memphis								
LSU								
at Texas A&M								
ALABAMA								
at Vanderbilt								
KENTUCKY								
at Arkansas								
at Auburn								
TENNESSEE STATE								
OLE MISS								

INDIVIDUAL GAME-BY-GAME

TACKLES													
(UT-AT)	UT-AT	TT	LATC	NCST	at MEM	LSU	at TA&M	ALA	VAN	UK	at ARK	at AUB	TNST OM
Brule, Aaron	3-4	7	3-4										
Charlton, Randy	1-4	5	1-4										
Crumedy, Jaden	1-2	3	1-2										
Duncan, Collin	0-4	4	0-4										
Emerson, Martin	3-2	5	3-2										
Forbes, Emmanuel	2-1	3	2-1										
Jackson, Grant	1-0	1	1-0										
Johnson, Jett	2-2	4	2-2										
Green, Jalen	3-3	6	3-3										
Richardson, Decamerion	1-0	1	1-0										
Timbs, Sherman	0-1	1	0-1										
Odom, Aaron	--	--	--										
Pickering, Nathan	0-1	1	0-1										
Peters, Fred	1-8	9	1-8										
Preston Jr., Shawn	1-2	3	1-2										
Walley, Jaden	0-1	1	0-1										
Watson, Nathaniel	2-5	7	2-5										
Wheat, Tyrus	1-2	3	1-2										
Young, Cameron	2-2	4	2-2										

INDIVIDUAL GAME-BY-GAME

TFL & SACKS													
TFL (Sacks)	LATC	NCST	at MEM	LSU	at TA&M	ALA	VAN	UK	at ARK	at AUB	TNST	OM	
Brule, Aaron	2.0 (1.0)												
Forbes, Emanuel	1.0 (--)												
Green, Jalen	1.0 (--)												

INDIVIDUAL GAME-BY-GAME

ALL-PURPOSE YARDS

	Total	LATC	NCST	at MEM	LSU	at TA&M	ALA	VAN	UK	at ARK	at AUB	TNST	OM
Calvin, Jamire	67	67											
Griffin, Lideatrick	173	173											
Johnson, Dillon	26	26											
Marks, Jo'quavious	98	98											
Polk, Makai	57	57											
Rogers, Will	(-18)	(-18)											
Thomas, Rara	55	55											
Walley, Jaden	64	64											
Williams, Austin	57	57											

RED ZONE RECAP

MISSISSIPPI STATE				OPPONENT			
Opponent	Scores/Chances	Result	Pct.	Opponent	Scores/Chances	Result	Pct.
LOUISIANA TECH	5/5	5 TD, 0 FG	100%	LOUISIANA TECH	2/2	0 TD, 2 FG	100%
NC STATE				NC STATE			
at Memphis				at Memphis			
LSU				LSU			
at Texas A&M				at Texas A&M			
ALABAMA				ALABAMA			
at Vanderbilt				at Vanderbilt			
KENTUCKY				KENTUCKY			
at Arkansas				at Arkansas			
at Auburn				at Auburn			
TENNESSEE STATE				TENNESSEE STATE			
OLE MISS				OLE MISS			
TOTAL	5/5	5 TD, 0 FG, 0 Downs	100%	TOTAL	2/2	0 TD, 2 FG, 0 Downs	100%
		0 Interceptions, 0 Fumbles				0 Interceptions, 0 Fumbles	

GAME LEADERS

Opponent	Rushing Attempts	Rushing Yards	Receptions	Receiving Yards	All-Purpose Yards	Tackles
LOUISIANA TECH	Jo'quavious Marks - 12	Jo'quavious Marks - 71	Makai Polk - 10	Jamire Calvin - 67	Lideatrick Griffin - 173	Fred Peters - 9
NC STATE						
at Memphis						
LSU						
at Texas A&M						
ALABAMA						
at Vanderbilt						
KENTUCKY						
at Arkansas						
at Auburn						
TENNESSEE STATE						
OLE MISS						

MISCELLANEOUS STATISTICS

RECEIVING

Games with a Reception	'18	'19	'20	'21	Streak	Career
Calvin, Jamire	12 ('17*)	12 ('18*)	4	1	6	29
Cumbest, Brad	1	1	2	--	--	4
Griffin, Lideatrick	--	--	4	1	4	5
Heath, Malik	--	--	10	--	10	10
Johnson, Dillon	--	--	9	1	2	10
Johnson, Kwatrivous	--	--	1	--	--	1
Jones, Kameron	--	--	1	--	--	1
Marks, Jo'quavious	--	--	11	1	12	12
Polk, Makai	--	8	4	1	10	13
Thomas, Rara	--	--	--	1	1	1
Walley, Jaden	--	--	10	1	10	11
Williams, Austin	7	7	10	1	10	25

Games with 5+ Receptions	'18	'19	'20	'21	Career
Calvin, Jamire	1 ('17*)	6 ('18*)	1	--	8
Heath, Malik	--	--	4	--	4
Johnson, Dillon	--	--	3	--	3
Marks, Jo'quavious	--	--	6	1	7
Polk, Makai	--	1	1	1	2
Walley, Jaden	--	--	6	--	6
Williams, Austin	--	--	4	1	5

Receptions of 20+ Yards	'18	'19	'20	'21	Career
Calvin, Jamire	3 ('17*)	10 ('18*)	1	2	16
Cumbest, Brad	1	--	--	--	1
Griffin, Lideatrick	--	--	--	1	1
Heath, Malik	--	--	3	--	3
Polk, Makai	--	5	1	1	7
Thomas, Rara	--	--	--	2	2
Walley, Jaden	--	--	11	--	11
Williams, Austin	3	2	1	1	7

Receptions of 50+ Yards	'18	'19	'20	'21	Career
Calvin, Jamire	-- ('17*)	1 ('18*)	--	--	1
Polk, Makai	--	--	1	--	1
Walley, Jaden	--	--	1	--	1

Receptions for a First Down	'18	'19	'20	'21	Career
Calvin, Jamire	12 ('17)	26 ('18)	7	3	48
Cumbest, Brad	1	--	--	--	1
Griffin, Lideatrick	--	--	1	2	3
Heath, Malik	--	--	12	--	12
Johnson, Dillon	--	--	6	1	7
Marks, Jo'quavious	--	--	13	4	17
Polk, Makai	--	11	7	2	20
Thomas, Rara	--	--	--	2	2
Walley, Jaden	--	--	31	4	35
Williams, Austin	5	5	16	2	28

100-Yards Receiving	'17	'18	'19	'20	Career
Walley, Jaden	--	--	--	4	4

Games with a Receiving TD	'18	'19	'20	'21	Career
Calvin, Jamire	3 ('17)	1 ('18)	1	1	6
Cumbest, Brad	--	--	1	--	1
Griffin, Lideatrick	--	--	1	--	1
Heath, Malik	--	--	2	--	2
Marks, Jo'quavious	--	--	--	1	1
Polk, Makai	--	2	1	--	3
Walley, Jaden	--	--	2	1	3
Williams, Austin	2	2	3	--	7

Games with Multiple Receiving TDs	'18	'19	'20	'21	Career
Heath, Malik	--	--	1	--	1
Williams, Austin	1	--	--	--	1

RUSHING

Runs of 10+ Yards	'18	'19	'20	'21	Career
Johnson, Dillon	--	--	3	--	3
Marks, Jo'quavious	--	--	6	1	7
Rogers, Will	--	--	4	--	4

Runs of 20+ Yards	'18	'19	'20	'21	Career
Marks, Jo'quavious	--	--	2	1	3

Rushing First Downs	'18	'19	'20	'21	Career
Johnson, Dillon	--	--	10	--	10
Marks, Jo'quavious	--	--	18	4	22
Rogers, Will	--	--	5	1	6

Games with a Rushing Touchdown	'18	'19	'20	'21	Career
Johnson, Dillon	--	--	3	--	3
Marks, Jo'quavious	--	--	3	1	4
Rogers, Will	--	--	1	--	1

Games with multiple Rushing Touchdowns	'18	'19	'20	'21	Career
Johnson, Dillon	--	--	1	--	1
Marks, Jo'quavious	--	--	--	1	1

PASSING					
---------	--	--	--	--	--

Games with 300 yards passing	'18	'19	'20	'21	Career
Rogers, Will	--	--	2	1	3

Games with 30+ completions	'18	'19	'20	'21	Career
Rogers, Will	--	--	4	1	5

Completions of 20+ yards	'18	'19	'20	'21	Career
Rogers, Will	--	--	17	6	23

Games with Multiple Passing TDs	'18	'19	'20	'21	Career
Rogers, Will	--	--	2	1	3

TURNOVERS GAINED

MISSISSIPPI STATE (2)						OPPONENT (4)					
TYPE	QTR	PLAYER	PLAYS/ YDS	1st DOWNS	RESULT	TYPE	QTR	PLAYER	PLAYS/ YDS	1st DOWNS	RESULT
LOUISIANA TECH (2)						LOUISIANA TECH (4)					
Interception	1	Wheat of Kendall	7/40	3	TD	Fumble	2	Buchanan by Johnson	6/19	1	Punt
Fumble	1	Odom of Williams Jr.	3/33	2	TD	Fumble	2	Bell by Rogers	3/(-6)	--	Punt
						Fumble	3	Mason by Williams	7/38	2	FG
						Interception	3	Baldwin of Rogers	--	--	TD

TURNOVERS BY PLAYER

FUMBLES												
{#-Lost}	LATC	NCST	at MEM	LSU	at TA&M	ALA	VAN	UK	at ARK	at AUB	TNST	OM
Johnson, Dillon	1-1											
Rogers, Will	2-2											

FORCED FUMBLES												
	LATC	NCST	at MEM	LSU	at TA&M	ALA	VAN	UK	at ARK	at AUB	TNST	OM

FUMBLES RECOVERED												
	LATC	NCST	at MEM	LSU	at TA&M	ALA	VAN	UK	at ARK	at AUB	TNST	OM
Odom, Aaron	1											

INTERCEPTIONS												
{#-Yards}	LATC	NCST	at MEM	LSU	at TA&M	ALA	VAN	UK	at ARK	at AUB	TNST	OM
Wheat, Tyrus	1-0											

LONG PLAY BREAKDOWN

BY YARDAGE

OFFENSE (6)				SPECIAL TEAMS (3)			
Yards	Type	Player(s)	Opponent	Yards	Type	Player(s)	Opponent
40	Pass	Calvin, Jamire from Rogers, Will	LOUISIANA TECH	70	KR	Griffin, Lideatrick	LOUISIANA TECH
30	Pass	Williams, Austin from Rogers, Will	LOUISIANA TECH	38	KR	Griffin, Lideatrick	LOUISIANA TECH
25	Pass	Thomas, Rara from Rogers, Will	LOUISIANA TECH	20	KR	Griffin, Lideatrick	LOUISIANA TECH
23	Rush	Marks, Jo'quavious	LOUISIANA TECH	* - touchdown scored on play			
21	Pass	Thomas, Rara from Rogers, Will	LOUISIANA TECH				
*20	Pass	Calvin, Jamire from Rogers, Will	LOUISIANA TECH				
DEFENSE (0)							
Yards	Type	Player(s)	Opponent				
--	--	--	--				

LONG PLAY BREAKDOWN

LONG PLAYS BY THE NUMBERS

BY YARDAGE			BY TYPE		
Yards	No.	TD	Type	No.	TD
100+	--	--	Rushing	1	--
90-99	--	--	Passing	5	1
80-89	--	--	Punt returns	--	--
70-79	--	--	Kick returns	3	--
60-69	--	--	Interceptions	--	--
50-59	--	--	Fumble returns	--	--
40-49	1	--	Other	--	--
30-39	1	--	TOTAL	9	1
20-29	4	1			

20+ YARD PLAYS BY PLAYER

Player	No.	TD	Rush	Rec.	KR	PR	IR	FR
Griffin, Lideatrick	3	--	--	--	3	--	--	--
Calvin, Jamire	2	1	--	2	--	--	--	--
Thomas, Rara	2	--	--	2	--	--	--	--
Marks, Jo'quavious	1	--	1	--	--	--	--	--
Williams, Austin	1	--	--	1	--	--	--	--
TOTAL	9	1	1	5	3	--	--	--

LONGEST PLAYS OF THE YEAR

Rushing		
23	Marks, Jo'quavious	LOUISIANA TECH (9/4)
Rushing Touchdown		
1*	Marks, Jo'quavious	LOUISIANA TECH (9/4)
Passing		
40	Calvin, Jamire from Rogers, Will	LOUISIANA TECH (9/4)
Passing Touchdown		
20*	Calvin, Jamire from Rogers, Will	LOUISIANA TECH (9/4)
Punt Return		
None		
Kick Return		
70	Griffin, Lideatrick	LOUISIANA TECH (9/4)
Interception Return		
0	Wheat, Tyrus	LOUISIANA TECH (9/4)
Fumble Return		
0	Odom, Aaron	LOUISIANA TECH (9/4)
Punt		
46	Day, Tucker	LOUISIANA TECH (9/4)
Field Goal		
None		

MISSISSIPPI STATE (9 PLAYS)

Play	#	Long	Play	Opponent
Passing	5	40	Calvin, Jamire from Rogers, Will	LOUISIANA TECH (9/4)
Rushing	1	23	Marks, Jo'quavious	LOUISIANA TECH (9/4)
Kick Return	3	70	Griffin, Lideatrick	LOUISIANA TECH (9/4)
Punt Return	0	--		--
Interception	0	--		--
Opp.	#	Long	Play	Type
LOUISIANA TECH	6	73*	Means, Bub from Kendall, Austin	Pass
NC STATE				
at Memphis				
LSU				
at Texas A&M				
ALABAMA				
at Vanderbilt				
KENTUCKY				
at Arkansas				
at Auburn				
TENNESSEE STATE				
OLE MISS				

OPPONENTS (7 PLAYS)

Play	#	Long	Play	Opponent
Passing	5	73*	Means, Bub from Kendall, Austin	LOUISIANA TECH
Rushing	1	59*	Kendall, Austin	LOUISIANA TECH
Kick Return	0	--		--
Punt Return	0	--		--
Fumble Return	0	--		--
Interception	1	35*	Baldwin, Trey	LOUISIANA TECH
Opp.	#	Long	Play	Type
LOUISIANA TECH	6	73*	Means, Bub from Kendall, Austin	Pass
NC STATE				
at Memphis				
LSU				
at Texas A&M				
ALABAMA				
at Vanderbilt				
KENTUCKY				
at Arkansas				
at Auburn				
TENNESSEE STATE				
OLE MISS				

* - touchdown scored on play

STARTERS

OFFENSE

OPPONENT	LT	LG	C	RG	RT	QB	RB	WR	WR	WR	WR
LOUISIANA TECH	Cross	K. Jones	Sharp	K. Johnson	Lashley	Rogers	Marks	Thomas	Calvin	Williams	Polk
NC STATE											
at Memphis											
LSU											
at Texas A&M											
ALABAMA											
at Vanderbilt											
KENTUCKY											
at Arkansas											
at Auburn											
TENNESSEE STATE											
OLE MISS											

DEFENSE

OPPONENT	DE	NG	DT	SLB	MLB	WLB	CB	FS	Bulldog	SS	CB
LOUISIANA TECH	Charlton	Young	Crumedy	Wheat	Watson	Brule	Emerson	Duncan	Peters	Green	Forbes
NC STATE											
at Memphis											
LSU											
at Texas A&M											
ALABAMA											
at Vanderbilt											
KENTUCKY											
at Arkansas											
at Auburn											
TENNESSEE STATE											
OLE MISS											

CAREER STARTS

Player	Total	LT	LG	C	RG	RT	QB	RB	WR	DE	DT	NG	LB	CB	S	Bulldog
Crumedy, Jaden	19	--	--	--	--	--	--	--	--	--	8	11	--	--	--	--
Emerson, Martin	17	--	--	--	--	--	--	--	--	--	--	--	17	--	--	--
Williams, Austin	15	--	--	--	--	--	--	--	15	--	--	--	--	--	--	--
Charlton, Randy	12*	--	--	--	--	--	--	--	--	1	--	--	--	--	--	--
Brule, Aaron	12	--	--	--	--	--	--	--	--	--	--	--	12	--	--	--
Morgan, C.J.	12	--	--	--	--	--	--	--	--	--	--	--	--	12	--	--
Cross, Charles	11	11	--	--	--	--	--	--	--	--	--	--	--	--	--	--
Forbes, Emmanuel	10	--	--	--	--	--	--	--	--	--	--	--	--	10	--	--
Sharp, LaQuinston	10	--	4	1	5	--	--	--	--	--	--	--	--	--	--	--
Green, Jalen	9*	--	--	--	--	--	--	--	--	--	--	--	--	--	1	--
Marks, Jo'quavious	9	--	--	--	--	--	--	9	--	--	--	--	--	--	--	--
Smith, Cole	9	--	--	9	--	--	--	--	--	--	--	--	--	--	--	--
Wheat, Tyrus	9	--	--	--	--	--	--	--	--	--	--	--	9	--	--	--
Craft, Londyn	8	--	--	--	--	--	--	--	--	--	--	--	--	--	8	--
Duncan, Collin	8	--	--	--	--	--	--	--	--	--	--	--	--	--	8	--
Polk, Makai	8*	--	--	--	--	--	--	--	1	--	--	--	--	--	--	--
Walley, Jaden	8	--	--	--	--	--	--	8	--	--	--	--	--	--	--	--
Jones, Kameron	7	--	1	--	--	6	--	--	--	--	--	--	--	--	--	--
Preston Jr., Shawn	7	--	--	--	--	--	--	--	--	--	--	--	1	--	2	4
Rogers, Will	7	--	--	--	--	--	7	--	--	--	--	--	--	--	--	--
Heath, Malik	6	--	--	--	--	--	--	6	--	--	--	--	--	--	--	--
Calvin, Jamire	5*	--	--	--	--	--	--	1	--	--	--	--	--	--	--	--
Peters, Fred	5	--	--	--	--	--	--	--	--	--	--	--	--	--	4	1
Johnson, Kwatrivious	4	--	--	--	1	3	--	--	--	--	--	--	--	--	--	--
Watson, Nathaniel	4	--	--	--	--	--	--	--	--	--	--	--	4	--	--	--
Furdge, Esaia	2	--	--	--	--	--	--	--	--	--	--	--	--	2	--	--
Griffin, Lideatrick	2	--	--	--	--	--	--	--	2	--	--	--	--	--	--	--
Odom, Aaron	2	--	--	--	--	--	--	--	--	--	2	--	--	--	--	--
Seven Tied	1	Cumbest, Brad, WR; Guidry, Landon, S; Jimison, Jay, S; Johnson, Dillon, RB; Lashley, Scott, RT; Thomas, Rara, WR; Young, Cameron, NG.														

* - Total includes starts at previous school | By position starts MSU only

PARTICIPATION CHART

	GP/GS	LATC	NCST	at MEM	LSU	at TA&M	ALA	VAN	UK	at ARK	at AUB	TNST	OM		GP/GS	LATC	NCST	at MEM	LSU	at TA&M	ALA	VAN	UK	at ARK	at AUB	TNST	OM
Brule, Aaron	1/1	ST												Purvis, J.P.	1/0	P											
Calvin, Jamire	1/1	ST												Richardson, Decamerion	1/0	P											
Charlton, Randy	1/1	ST												Rogers, Will	1/1	ST											
Cox, Colby	1/0	P												Ruiz, Brandon	1/0	P											
Cross, Charles	1/1	ST												Sharp, LaQuinston	1/1	ST											
Crumedy, Jaden	1/1	ST												Smith, Cole	1/0	P											
Day, Tucker	1/0	P												Thomas, Rara	1/1	ST											
Ducking, Caleb	1/0	P												Timbs, Sherman	1/0	P											
Duncan, Collin	1/1	ST												Walley, Jaden	1/0	P											
Emerson, Martin	1/1	ST												Watson, Nathaniel	1/1	ST											
Forbes, Emmanuel	1/1	ST												Wheat, Tyrus	1/1	ST											
Furdge, Esaias	1/0	P												Williams, Austin	1/1	ST											
Green, Jalen	1/1	ST												Young, Cameron	1/1	ST											
Griffin, Lideatrick	1/0	P																									
Groce, Jr., Rodney	1/0	P																									
Hammond, Hayes	1/0	P																									
Hargrove, Ketravion	1/0	P																									
Harvey, Rufus	1/0	P																									
Jackson, Grant	1/0	P																									
Jernighan, J.J.	1/0	P																									
Jimison, Jay	1/0	P																									
Johnson, Dillon	1/0	P																									
Johnson, Jett	1/0	P																									
Johnson, Kwatrivous	1/1	ST																									
Jones, Kameron	1/1	ST																									
King Ani, Izuchukwu	1/0	P																									
Lashley, Scott	1/1	ST																									
Lawrence, Dylan	1/0	P																									
Marks, Jo'quavious	1/1	ST																									
Odom, Aaron	1/0	P																									
Page, DeShawn	1/0	P																									
Peters, Fred	1/1	ST																									
Pickering, Nathan	1/0	P																									
Polk, Makai	1/1	ST																									
Preston Jr., Shawn	1/0	P																									
Price, Simeon	1/0	P																									

CAREER PARTICIPATION

Games/Starts	'17	'18	'19	'20	'21	Career	Jimison, Jay	--	--	--	5/1	1/0	6/1	Walley, Jaden	--	--	--	11/8	1/0	12/8
Banks, Jevon	--	--	--	4/0	--	4/0	Johnson, Dillon	--	--	--	11/1	1/0	12/1	Watson, Nathaniel	--	2/0	7/0	11/3	1/1	21/4
Brule, Aaron	--	4/0	13/0	11/11	1/1	29/12	Johnson, Jett	--	2/0	--	5/0	1/0	8/0	Wheat, Tyrus	--	--	--	9/8	1/1	10/9
Calvin, Jamire	13/0*	13/0*	--	4/4*	1/1	31/5*	Johnson, Kwativous	--	2/0	2/0	8/3	1/1	13/4	Williams, Austin	--	13/5	13/0	11/9	1/1	38/15
Charlton, Randy	--	13/1*	10/5*	10/5*	1/1	34/12*	Jones, Kameron	--	--	--	6/6	1/1	7/7	Young, Cameron	--	1/0	8/0	8/0	1/1	18/1
Cox, Colby	--	--	--	--	1/0	1/0	King Ani, Izuchukwu	--	--	--	--	1/0	1/0							
Craft, Londyn	--	2/0	6/0	10/8	--	18/8	King, Brodie	--	--	--	4/0	--	4/0							
Cross, Charles	--	--	3/0	10/10	1/1	14/11	Lashley, Scott	3/0^	8/0^	8/0^	--	1/1	20/1^							
Crumedy, Jaden	--	2/0	12/7	11/11	1/1	26/19	Lawrence, Dylan	--	--	1/0	1/0	1/0	3/0							
Cumbest, Brad	--	3/0	11/0	7/1	--	21/1	Marks, Jo'quavious	--	--	--	11/8	1/1	12/9							
Davis, Jordan	--	--	--	9/0	--	9/0	Morgan, C.J.	10/0	13/3	9/9	--	--	32/12							
Day, Tucker	2/0	13/0	13/0	9/0	1/0	38/0	Odom, Aaron	--	2/0	3/0	11/2	1/0	17/2							
Ducking, Caleb	--	--	--	--	1/0	1/0	Page, DeShawn	--	--	--	--	1/0	1/0							
Duncan, Collin	--	--	11/0	10/7	1/1	22/8	Peters, Fred	--	--	13/0	4/4	1/1	18/5							
Emerson, Martin	--	--	13/5	11/11	1/1	25/17	Pickering, Nathan	--	--	9/1	5/0	1/0	15/1							
Forbes, Emmanuel	--	--	--	11/9	1/1	12/10	Polk, Makai	--	--	13/5*	4/2*	1/1	18/8*							
Furdge, Esaias	--	2/0	--	10/2	1/0	13/2	Preston Jr., Shawn	--	1/0	7/1	10/6	1/0	19/7							
Green, Jalen	--	11/0*	10/7*	9/1*	1/1*	31/9*	Price, Simeon	--	--	--	--	1/0	1/0							
Goodman, Scott	--	13/0	12/0	1/0	--	26/0	Purvis, J.P.	--	--	4/0	5/0	1/0	10/0							
Griffin, Lideatrick	--	--	--	9/2	1/0	10/2	Reed, Jaylon	--	3/0	--	--	--	3/0							
Groce Jr., Rodney	--	--	--	1/0	1/0	2/0	Richardson, Decamerion	--	--	--	7/0	1/0	8/0							
Guidry, Landon	--	8/0	12/0	6/1	--	26/1	Rogers, Will	--	--	--	9/6	1/1	10/7							
Hammond, Hayes	--	--	--	--	1/0	1/0	Ruiz, Brandon	13/0*	13/0*	--	10/0	1/0	37/0*							
Hargrove, Ketravion	--	--	--	--	1/0	1/0	Russell, De'Monte	--	--	3/0	--	--	3/0							
Harris, Jack	--	--	1/0	9/0	--	10/0	Sharp, LaQuinston	--	--	9/5	9/4	1/1	19/10							
Harvey, Rufus	--	--	--	--	1/0	1/0	Smith, Cole	--	--	--	10/9	1/0	11/9							
Heath, Malik	--	--	--	10/6	--	10/6	Swanson, Cody	--	--	--	1/0	--	1/0							
Jackson, Grant	--	--	--	3/0	1/0	4/0	Thomas, Rara	--	--	--	--	1/1	1/1							
Jernighan, J.J.	--	--	--	--	1/0	1/0	Timbs, Sherman	--	1/0	12/0	10/0	1/0	24/0							

* - Includes prior school

2021 RESULTS & STATISTICS



2021-22 Mississippi St. Football Combined Team Statistics All games

Page 1/3
as of Sep 06, 2021

Team Results

Date	Opponent		Score	Att.
09/04/2021	Louisiana Tech	W	35-34	44669

Rushing

Player	gp	att	gain	loss	net	avg	td	lg	avg/g
Jo'quavious Marks	1	12	71	0	71	5.9	2	23	71.0
Dillon Johnson	1	2	12	0	12	6.0	0	8	12.0
Will Rogers	1	5	7	25	-18	-3.6	0	6	-18.0
Total	1	19	90	25	65	3.4	2	23	65.0
Opponents	1	25	123	22	101	4.0	1	59	101.0

Passing

Player	gp	effic	comp-att-int	pct	yds	td	lg	avg/g
Will Rogers	1	165.9	39-47-1	83.0	370	3	40	370.0
Total	1	165.9	39-47-1	83.0	370	3	40	370.0
Opponents	1	130.0	21-37-1	56.8	268	2	72	268.0

Receiving

Player	gp	no.	yds	avg	td	lg	avg/g
Makai Polk	1	10	57	5.7	0	10	57.0
Jo'quavious Marks	1	9	27	3.0	1	14	27.0
Austin Williams	1	5	57	11.4	0	30	57.0
Jaden Walley	1	4	64	16.0	1	17	64.0
Jamire Calvin	1	3	67	22.3	1	40	67.0
Dillon Johnson	1	3	14	4.7	0	8	14.0
Rara Thomas	1	3	55	18.3	0	25	55.0
Lideatrick Griffin	1	2	29	14.5	0	18	29.0
Total	1	39	370	9.5	3	40	370.0
Opponents	1	21	268	12.8	2	72	268.0

Game Records

Record	Overall	Home	Away	Neutral
ALL GAMES	1-0	1-0	0-0	0-0
CONFERENCE	0-0	0-0	0-0	0-0
NON-CONFERENCE	1-0	1-0	0-0	0-0

Team Statistics

	MSU	OPP
First Downs	22	14
Rushing	5	2
Passing	17	10
Penalty	0	2
Rushing Yardage	65	101
Rushing attempts	19	25
Average per rush	3.4	4.0
Average per game	65.0	101.0
TDs Rushing	2	1
Passing Yardage	370	268
Comp-Att-Int	39-47-1	21-37-1
Average per pass	7.9	7.2
Average per catch	9.5	12.8
Average per game	370.0	268.0
TDs Passing	3	2
Total offense	435	369
Average per play	6.6	6.0
Average per game	435.0	369.0
Kick returns: #-Yards	4-144	1-18
Punt returns: #-Yards	0-0	3-24
Int returns: #-Yards	1-0	1-35
Fumbles-Lost	3-3	1-1
Penalties-Yards	12-96	7-36
Punts-Avg	5-42.0	7-38.6
Time of possession / game	32:20	27:40
3rd-down conversion	2/8	4/15
4rd-down conversion	0/0	1/1

Interceptions

Player	no.	yds	avg	td	lg
Tyrus Wheat	1	0	0.0	0	0
Total	1	0	0.0	0	0
Opponents	1	35	35.0	1	35

2021 RESULTS & STATISTICS



2021-22 Mississippi St. Football
Combined Team Statistics
All games

Page 2/3
as of Sep 06, 2021

Field Goals

Player	fg	pct.	01-19	20-29	30-39	40-49	50-99	lg	blk
Brandon Ruiz	0-1	0.0	0-0	0-0	0-0	0-0	0-1	0	0
Opponents	2-3	66.7	0-0	1-1	1-1	0-1	0-0	33	1

Scoring

Player	td	fg	PAT						pts
			kick	rush	rcv	pass	dxp	saf	
Jo'quavius Marks	3	-	-	-	-	-	-	-	18
Jamire Calvin	1	-	-	-	-	-	-	-	6
Jaden Walley	1	-	-	-	-	-	-	-	6
Brandon Ruiz	-	0-1	5-5	-	-	-	-	-	5
Total	5	0-1	5-5	0	0	0	0	0	35
Opponents	4	2-3	4-4	0	0	0	0	0	34

Score by Periods

Team	1st	2nd	3rd	4th	OT	TOT
Mississippi St.	14	0	0	21	0	35
Opponents	7	14	10	3	0	34

Punting

Player	no.	yds	avg	lg	tb	fc	i20	50+	blk
Tucker Day	5	210	42.0	46	0	2	0	0	0
Total	5	210	42.0	46	0	2	0	0	0
Opponents	7	270	38.6	51	1	3	2	1	0

Punt Returns

Player	no.	yds	avg	td	lg
Total	0	0	0.0	0	0
Opponents	3	24	8.0	0	14

Kick Returns

Player	no.	yds	avg	td	lg
Lideatrick Griffin	4	144	36.0	0	70
Total	4	144	36.0	0	70
Opponents	1	18	18.0	0	18

All Purpose

Player	g	rush	rcv	pr	kr	ir	total	avg/g
Lideatrick Griffin	1	0	29	0	144	0	173	173.0
Jo'quavius Marks	1	71	27	0	0	0	98	98.0
Jamire Calvin	1	0	67	0	0	0	67	67.0
Jaden Walley	1	0	64	0	0	0	64	64.0
Makai Polk	1	0	57	0	0	0	57	57.0
Austin Williams	1	0	57	0	0	0	57	57.0
Rara Thomas	1	0	55	0	0	0	55	55.0
Dillon Johnson	1	12	14	0	0	0	26	26.0
Will Rogers	1	-18	0	0	0	0	-18	-18.0
Total	1	65	370	0	144	0	579	579.0
Opponents	1	101	268	24	18	35	446	446.0

Total Offense

Player	g	plays	rush	pass	total	avg/g
Will Rogers	1	52	-18	370	352	352.0
Jo'quavius Marks	1	12	71	0	71	71.0
Dillon Johnson	1	2	12	0	12	12.0
Total	1	66	65	370	435	435.0
Opponents	1	62	101	268	369	369.0

2021 RESULTS & STATISTICS




2021-22 Mississippi St. Football
Combined Team Statistics
All games

Page 3/3
as of Sep 06, 2021

Team Defense

##	Player	gp	Tackles				Sacks	Pass defense			Fumbles		blkd	
			ua	a	tot	tfl/yds		int-yds	brup	qbh	fr-yds	ff	kick	saf
38	Fred Peters	1	1	8	9
3	Aaron Brule	1	3	4	7	2-11	1-9	.	.	1
14	Nathaniel Watson	1	2	5	7	1
0	Jalen Green	1	3	3	6	1-3
5	Randy Charlton	1	1	4	5
1	Martin Emerson	1	3	2	5	.	.	.	1
93	Cameron Young	1	2	2	4
44	Jett Johnson	1	2	2	4
19	Collin Duncan	1	.	4	4	.	.	.	2
94	Jaden Crumedy	1	1	2	3
12	Shawn Preston Jr.	1	1	2	3
2	Tyrus Wheat	1	1	2	3	.	.	1-0	.	1
13	Emmanuel Forbes	1	2	1	3	1-1	.	.	1
30	Decamerion Richardson	1	1	.	1
34	Sherman Timbs	1	.	1	1
22	Nathan Pickering	1	.	1	1
11	Jaden Walley	1	.	1	1
52	Grant Jackson	1	1	.	1
17	Aaron Odom	1	1-0	.	.	.
Totals		1	24	44	68	4-15	1-9	1-0	4	3	1-0	0	0	0
Opponents		1	37	40	77	5-34	3-29	1-35	0	2	3-0	3	1	0



AARON BRULE (BREW-LAY)

3

Linebacker | 6-1 | 230
R-Junior (2L)
New Orleans, La./Archbishop Rummel
Major: Interdisciplinary Studies

» CAREER NOTES & RECORDS

Career: 2020 SEC Fall Academic Honor Roll ... Represented Mississippi State at SEC Media Days ... Finished second on the team in tackles last season with 77 total.

» 2021

Season: Started one game.

Rankings: Tied for No. 28 nationally with 1.0 sack ... Tied for No. 28 nationally with 2.0 tackles fro loss.

Louisiana Tech (9/4): Finished with seven tackles which was tied for second on the team ... posted State's only sack for a loss of nine ... registered two tackles for loss and a hurry.

» 2021 GAME-BY-GAME

Tackles (Solo-Assisted-Total)
LOUISIANA TECH 3-4-7.

» BRULE'S CAREER STATISTICS & GAME HIGHS

	UA-A	TK	FF	FR	I	PBU	SACK	TFL
2018	0-1	1	-	-	-	-	-	-
2019	2-9	11	-	1	-	-	1.0-3	1.5-4
2020	31-46	77	-	1	-	3	4.0-21	8.5-31
2021	3-4	7	-	-	-	-	1.0-9	2.0-11
CAREER	36-60	96	-	2	-	3	6.0-33	12.0-46

Tackles 13; Vanderbilt, 11/7/20
Tackles for Loss 2.0; Louisiana Tech, 09/04/21
Sacks 1.0; Five Times: Last Louisiana Tech, 09/04/21
Pass Breakups 2; at Georgia, 11/21/20
Fumbles Recovered 1; Twice: Last Arkansas, 10/3/20

NOTE: Owns one career punt return (vs. Iowa, 2018).



JAMIRE CALVIN

6

Wide Receiver | 5-10 | 160
Graduate (G-Tr.)
Pasadena, Calif./Washington State
Major: Undeclared

» CAREER NOTES & RECORDS

Career: Played three seasons at Washington State, earned a redshirt in 2019 ... Named to the Pac-12 All-Freshmen Second Team by SB Nation in 2017.

» 2020 (WASHINGTON STATE)

Season: Started one game.

Rankings: No. 53 nationally in yards per catch (22.33).

Louisiana Tech (9/4): Led MSU with 67 receiving yards in his Bulldog debut ... Caught a 20-yard touchdown pass ... Also made a 40-yard reception that stood as State's longest play from scrimmage in the game ... Registered 40 yards after catch, an average of 10.0 per reception.

» 2021 GAME-BY-GAME

Receiving (Receptions-Yards-TD)
LOUISIANA TECH 3-67-1.

» CALVIN'S CAREER STATISTICS & GAME HIGHS

	Att.-Yds.	YPC	TD	LG	Rec.-Yds.	YPC	TD	LG
2017	-	-	-	-	33-300	9.1	3	25
2018	-	-	-	-	42-497	11.8	1	54
2020	-	-	-	-	17-183	10.8	1	49
2021	-	-	-	-	3-67	22.3	1	40
CAREER	-	-	-	-	95-1,047	16.1	5	54

Receptions 7; Two Times: Last vs. Utah, 12/19/20
Receiving Yards 104, vs. Utah, 12/19/20
Receiving Touchdowns 1; Six Times: Last Louisiana Tech, 09/04/21
Longest Reception 54, at Stanford, 10/27/18



RANDY CHARLTON

5

Defensive End | 6-3 | 265
R-Junior (Tr.)
Goulds, Fla./UCF
Major: Communication

» CAREER NOTES & RECORDS

Career: Started 11 games total during his three-year career at UCF.

» 2021

Season: Started one game.

Louisiana Tech (9/4): Made five tackles in his Bulldog debut ... credited with three "stops" by PFF.

» 2021 GAME-BY-GAME

Tackles (Solo-Assisted-Total)
LOUISIANA TECH 1-4-5.

» CHARLTON'S CAREER STATISTICS & GAME HIGHS

	UA-A	TK	FF	FR	I	PBU	SACK	TFL
2018	10-11	21	0	0	0	2	1.0-6	3.0-10
2019	12-16	28	0	0	0	0	1.0-13	3.5-19
2020	13-5	18	0	0	0	2	2.0-17	4.0-21
2021	1-4	5	-	-	-	-	-	-
CAREER	36-36	72	0	0	0	44.0-36	10.5-50	-

Tackles 7; vs. Marshall, 12/23/19
Tackles for Loss 2.0; vs. Tulane, 10/24/20
Sacks 1.0; vs. Marshall, 12/23/19



LONDYN CRAFT

28

Safety | 6-0 | 200
R-Senior (1L)
Rio Rancho, N.M./IMG Academy
Major: Workforce Education Leadership

» CAREER NOTES & RECORDS

Career: Earned a scholarship this past offseason.

» 2020

Season: Appeared in 10 games with eight starts ... One of 26 Bulldogs to make their first career start in 2020.

Final Rankings: Tied for No. 89 nationally and No. 7 in the SEC in fumbles recovered (1).

at LSU (9/26): Made his first career start ... Record four tackles. **Arkansas (10/3):** Picked up his first career fumble recovery in the second quarter, preventing the Razorbacks from scoring at the goal line ... Added two tackles ... Finished with the highest rushing defense grade (75.5) on the team, according to PFF. **at Kentucky (10/10):** Made five tackles ... Part of a defense that allowed only 157 yards of total offense, the fewest yielded by the Bulldogs in an SEC contest since 2008 against Vanderbilt (107 yards). **Texas A&M (10/17):** Recorded six tackles. **at Alabama (10/31):** Totaled four tackles. **at Georgia (11/21):** Finished with a career-high seven tackles and recorded his first career tackle for loss, ending with 1.5 ... Part of a defense that tallied 11 tackles for loss ... Helped hold Georgia to eight yards rushing, the fewest yards allowed by State in an SEC game since at least 2006 ... Earned the highest tackling grade (86.5) on the team and ranked second in rush defense (76.3), according to PFF. **at Ole Miss (11/28):** Logged four stops. **Auburn (12/12):** Totaled six tackles. **Missouri (12/19):** Ranked No. 2 on the team with eight tackles. **vs. Tulsa (12/31):** Tied for game-high with 10 tackles ... Eight tackles were solo ... Broke up a pair of passes.


» 2021 GAME-BY-GAME

Tackles (Solo-Assisted-Total)
LOUISIANA TECH DNP.

» CRAFT'S CAREER STATISTICS & GAME HIGHS

	UA-A	TK	FF	FR	I	PBU	SACK	TFL
2018	-	-	-	-	-	-	-	-
2019	0-1	1	-	-	-	-	-	-
2020	23-23	46	-	1	-	-	-	1.5-3
2021	-	-	-	-	-	-	-	-
CAREER	23-34	47	-	1	-	-	-	1.5-3

Tackles 10; vs. Tulsa, 12/31/20
Tackles for Loss 1.5; at Georgia, 11/21/20
Fumble Recoveries 1; Arkansas, 10/3/20
Pass Breakups 2; vs. Tulsa, 12/31/20



CHARLES CROSS

67

Offensive Line | 6-5 | 290
R-Sophomore (1L)
Laurel, Miss./Laurel HS
Major: Interdisciplinary Studies

» CAREER NOTES & RECORDS

Career: Tabbed Freshman All-SEC by the conference coaches in 2020 ... Has made 11 career starts ... Five-star offensive tackle and No. 1 prospect in Mississippi as a senior.

» 2021

Season: Started one game.

Rankings: Leads the SEC in pass blocking grade in true pass sets (85.6) per PFF.

Louisiana Tech (9/4): Led the team in pass blocking grade (85.6) per PFF when in a true pass set and did not allow a pressure ... grade ranked 10th in the FBS that week and led the SEC.



JADEN CRUMEDY

94

Defensive Tackle | 6-5 | 300
R-Junior (2L)
Hattiesburg, Miss./Oak Grove
Major: Industrial Technology

» CAREER NOTES & RECORDS

Career: Has started 12 straight games and made 19 total starts in his career.

» 2021

Season: Started one game.

Louisiana Tech (9/4): Blocked a potential game-winning field goal on the game's final play ... Block was first by a Bulldog since Nelson Adams against Miami (Ohio) on Dec. 26, 2016 ... Made three tackles.


» 2021 GAME-BY-GAME

Tackles (Solo-Assisted-Total)
LOUISIANA TECH 1-2-3.

» CRUMEDY'S CAREER STATISTICS & GAME HIGHS

	UA-A	TK	FF	FR	I	PBU	SACK	TFL
2019	8-10	18	-	-	-	-	1.0-6	2.0-7
2020	8-23	31	-	-	-	2	2.0-12	3.5-17
2021	1-2	3	-	-	-	-	-	-
CAREER	17-35	52	-	-	-	2	3.0-18	5.5-24

Tackles 7; Vanderbilt, 11/7/20
Tackles for Loss 1.0; Four Times: Last at Georgia, 11/21/20
Sacks 1.0; Three Times: Last at Georgia 11/21/20
Pass Breakups 1; Twice: Last vs. Tulsa, 12/31/20
Blocks 1; Louisiana Tech, 9/4/21



TUCKER DAY37

Punter | 6-0 | 210
R-Senior (3L)
Brentwood, Tenn./Brentwood HS
Major: Undeclared

» CAREER NOTES & RECORDS

Career: Earned his undergraduate degree in political science in December 2020 ... Member of the 2019 SEC Fall Academic Honor Roll ... Has appeared in 38 career games ... Earned a year of eligibility back after an injury in 2017 ... Team's primary punter in 2018 and 2019 ... Longest career punt is 70 yards, which he has recorded twice ... Pinned 30 punts inside the 20-yard line and nine inside the 10-yard line... Owns 21 punts of 50-plus yards.

NCAA Active Leaders: Sits No. 29 nationally in punting average (41.5) ... Ranks No. 26 in the FBS in total punting yards (5,479).

» 2021

Season: Appeared one game with one start at punter.

Louisiana Tech (9/4): Averaged 42.0 yards on five punts.

» DAY'S CAREER PUNTING STATISTICS & GAME HIGHS

	Punts	Yards	Avg.	I-20	FC	50+	LG
BLK							
2017	-	-	-	-	-	-	-
2018	47	1,851	39.4	13	19	4	70
2019	51	2,174	42.6	13	10	11	70
2020	29	1,244	42.9	6	5	6	66
2021	5	210	42.0	0	2	0	46
CAREER	127	5,269	41.5	32	34	21	70

Punt Attempts 8; at Alabama, 11/10/18
Punt Yards 298; at Kentucky, 10/10/20
Punt Average 59.6; at Kentucky, 10/10/20
Long Punt 70; Twice: Last LSU, 10/19/19
50+ Yard Punts 4; at Kentucky, 10/10/20
Punts Downed Inside the 20 ; Twice: Last Southern Miss, 9/7/19
Punts Downed Inside the 10 ; Twice: Last Southern Miss, 9/7/19

NOTE: Is 2-of-4 on field goal attempts ... Long field goal is 40 yards (Charleston Southern; 2017) ... Owns eight career PATs ... Has 19 career kickoffs for an average of 59.0 yards per kickoff ... Rushed once for four yards (Ole Miss; 2019) ... Has two career tackles (1 in 2018, 1 in 2020).



CALEB DUCKING17

Wide Receiver | 6-5 | 205
R-Junior (RS)
Rolling Fork, Miss./Holmes (Miss.) CC
Major: Interdisciplinary Studies

» CAREER NOTES & RECORDS

Career: Redshirted last season.

» 2021

Season: Appeared in one game on special teams.

Louisiana Tech (9/4): Made his MSU debut on special teams.

» 2021 GAME-BY-GAME

Receiving (Receptions-Yards-TD)
LOUISIANA TECH 0-0-0.

» DUCKING'S CAREER STATISTICS & GAME HIGHS

	Att.-Yds.	YPC	TD	LG	Rec.-Yds.	YPC	TD	LG
2020	-	-	-	-	-	-	-	-
2021	-	-	-	-	-	-	-	-
CAREER	-	-	-	-	-	-	-	-



COLLIN DUNCAN19

Safety | 6-0 | 205
Junior (1L)
Montgomery, Ala./St. James School
Major: Kinesiology-Performance Fitness

» CAREER NOTES & RECORDS

Career: 2019-20 SEC First Year Honor Roll.

» 2021

Season: Started one game.

Rankings: Tied for No. 17 nationally third in the SEC in passes defended (2) ... Ranks No. 14 in the SEC in coverage grade (76.2) per PFF ... Tied for fifth in the FBS in reception percentage allowed (20.0 percent) among defenders with at least five targets per PFF.

Louisiana Tech (9/4): Broke up a career-high two passes ... Allowed one catch on five targets ... Added four tackles ... Earned State's No. 2 overall defensive grade (73.0) from PFF.

» 2021 GAME-BY-GAME

Tackles (Solo-Assisted-Total)
LOUISIANA TECH 0-4-4.

» DUNCAN'S CAREER STATISTICS & GAME HIGHS

	UA-A	TK	FF	FR	I	PBU	SACK	TFL
2019	1-0	1	-	-	-	-	-	-
2020	21-25	46	1	-	2	4	-	2.5-4
2021	0-4	4	-	-	-	2	-	-
CAREER	22-29	41	1	-	2	6	-	2.5-4

Tackles 9; at Ole Miss, 11/28/20
Tackles for Loss 1.0; Twice: Last at Ole Miss, 11/28/20
Interceptions 1; Twice: Last Missouri, 12/19/20
Pass Breakups 2; Louisiana Tech, 09/04/21
Fumbles Forced 1; Vanderbilt, 11/7/20



MARTIN EMERSON1

Cornerback | 6-2 | 200
Junior (2L)
Pensacola, Fla./Pine Forest
Major: Business Administration

» CAREER NOTES & RECORDS

Career: 2020 Pro Football Focus Honorable Mention All-America and second-team All-SEC ... Started all 11 games in 2020 ... Finished third on the team in tackles with 72.

» 2021

Season: Started one game.

Louisiana Tech (9/4): Made five tackles and added one pass breakup ... Tied for the team lead in solo tackles with three.


» 2021 GAME-BY-GAME

Tackles (Solo-Assisted-Total)
LOUISIANA TECH 3-2-5.

» EMERSON'S CAREER STATISTICS & GAME HIGHS

	UA-A	TK	FF	FR	I	PBU	SACK	TFL
2019	17-15	32	1	-	1	1	-	1.5-1
2020	45-27	72	-	-	-	11	-	1.5-2
2021	3-2	5	-	-	-	1	-	-
CAREER	65-44	109	1	-	1	13	-	3.0-3

Tackles 11; at Georgia, 11/21/20
Tackles for Loss 1.0; Twice: Last Arkansas, 10/3/20
Interceptions 1; Southern Miss, 9/7/19
Pass Breakups 4; at Georgia, 11/21/20
Fumbles Forced 1; at Arkansas, 11/2/19



EMMANUEL FORBES13

Cornerback | 6-0 | 180
Sophomore (1L)
Grenada, Miss./Grenada
Major: Undeclared

» CAREER NOTES & RECORDS

NCAA Active Leaders: Leads all active FBS student-athletes in interception return touchdowns (3) ... Tied for No. 2 nationally in defensive touchdowns (3) ... Ranks tied for No. 6 in non-offensive touchdowns (3) and No. 8 in interception return yards (183) ... Is tied for No. 36 in interceptions (5).

Career: Tied for the career lead for interception return touchdowns (3) with *Johnthan Banks* (3; 2009-12), *Corey Bloomfield* (2; 2009-12) and *Derek Pegues* (3; 2005-08).

Season: Broke the single-season mark for interception return touchdowns (3), which was previously held by seven different Bulldogs, most recently *Johnthan Banks* (2) and *Corey Broomfield* (2) in 2009 ... Set the record for interception return yards in a season at 183 (5 INT), besting Banks' mark of 145 (4 INT) in 2009.

Game: Set the MSU and Armed Forces Bowl record with a 90-yard interception return for a touchdown.

» 2021

Season: Started one game.

at LSU (9/26): Made three tackles with 1.0 tackle for loss ... Added a pass breakup.

» 2021 GAME-BY-GAME


Tackles (Solo-Assisted-Total)
LOUISIANA TECH 2-1-3.

» FORBES' CAREER STATISTICS & GAME HIGHS

	UA-A	TK	FF	FR	I	PBU	SACK	TFL
2020	24-20	44	-	-	5	6	-	0.5-1
2021	3-2	5	-	-	-	1	-	-
CAREER	27-22	49	-	-	5	7	-	0.5-1

Tackles 8; Auburn, 12/12/20
Tackles for Loss 0.5; at Georgia, 11/21/20
Interceptions 2; Missouri, 12/19/20
Pass Breakups 2; Twice: Last Missouri, 12/19/20

NOTE: Owns three career interception return touchdowns, with all three coming during the 2020 season.



ESAIAS FURDGE (EE-SIGH-US)27

Cornerback | 6-0 | 185
R-Junior (1L)
Clarksdale, Miss./Clarksdale
Major: Interdisciplinary Studies

» CAREER NOTES & RECORDS

Career: Started the first two games of the 2020 season (at LSU and vs. Arkansas).

» 2020

Season: Appeared in one game.

Louisiana Tech (9/4): Played one snap in coverage.


» 2021 GAME-BY-GAME

Tackles (Solo-Assisted-Total)
LOUISIANA TECH 0-0-0.

» FURDGE'S CAREER STATISTICS & GAME HIGHS

	UA-A	TK	FF	FR	I	PBU	SACK	TFL
2018	-	-	-	-	-	-	-	-
2019	-	-	-	DNP	-	-	-	-
2020	11-3	14	-	-	1	-	-	-
2021	-	-	-	-	-	-	-	-
CAREER	11-3	14	-	1	1	-	-	-

Tackles 6; at LSU, 9/26/20
Interceptions 1; at LSU, 9/26/20
Fumbles Recovered 1; Vanderbilt, 11/7/20



JALEN GREEN0

Safety | 5-11 | 195
R-Freshman (RS)
Batesville, Miss./South Panola HS
Major: Interdisciplinary Studies

» CAREER NOTES & RECORDS

Career: Played in 30 career games over three seasons at Texas.

» 2021

Season: Appeared in one game recording six total tackles and one tackle-for-loss.

Louisiana Tech (9/4): Finished with six tackles, fourth most on the team ... Matched his career high with 1.0 tackle for loss for three yards ... Posted a team-high 83.8 tackling grade from PFF.

» 2021 GAME-BY-GAME

Tackles (Solo-Assisted-Total)
LOUISIANA TECH 3-3-6

» GREEN'S CAREER STATISTICS & GAME HIGHS

	UA-A	TK	FF	FR	I	PBU	SACK	TFL
2018	-	-	-	-	-	-	-	-
2019	21-9	30	0	0	0	5	0.0-0	2.0-10
2020	11-3	14	0	0	1	2	0.0-0	1.0-4
2021	3-3	6	-	-	-	-	-	-
CAREER	36-16	50	0	0	1	7	0.0-0	3.0-14

Tackles 8; vs. LSU, 9/7/19
Tackles for Loss 1; Three Times, last vs. Oklahoma, 10/10/20
Pass Breakups 2; vs. LA Tech, 8/31/19



LIDEATRICK GRIFFIN5

Wide Receiver | 5-10 | 180
Sophomore (1L)
Philadelphia, Miss./Philadelphia
Major: Undeclared

» CAREER NOTES & RECORDS

Career: Armed Forces Bowl Most Outstanding Player ... ranked seventh in the SEC last season in kick return yardage (261 yards).

» 2021

Season: Appeared one game, racking up 173 all-purpose yards (29 REC, 144 KR) with two receptions on three targets.

Rankings: Ranked No. 21 nationally in all-purpose yards (173) and third in the SEC ... Leads the SEC and ranks second nationally in kickoff return yard average (36.0)

Louisiana Tech (9/4): Finished with a team-high 144 kickoff return yards, including a career-long 70-yard return that sparked MSU's fourth-quarter rally ... Kick return yards rank 10th in MSU single-game history since 1998 and are the most since *Jameon Lewis* had 183 yards at Ole Miss on Nov. 24, 2012... Caught two passes for 29 yards.

» 2021 GAME-BY-GAME

Receiving (Receptions-Yards-TD)
LOUISIANA TECH 2-29-0.

» GRIFFIN'S CAREER STATISTICS & GAME HIGHS

	Att.-Yds.	Avg.	TD	LG	Rec.-Yds.	YPC	TD	LG
2020	-	-	-	-	10-61	6.1	1	13
2021	-	-	-	-	2-29	14.5	-	18
CAREER	-	-	-	-	10-61	6.1	1	13

Receptions 3; at Georgia, 11/21/20
Receiving Yards 29; Louisiana Tech, 09/04/21
Receiving Touchdowns 1; vs. Tulsa, 12/31/20
Longest Reception 18 yards; Louisiana Tech, 09/04/21

» 2021 GAME-BY-GAME (KICK RETURN)

Kickoff Returns (Returns-Yards-TD-YPR)
LOUISIANA TECH 4-144-0-36.0.

» GRIFFIN'S CAREER KICKOFF RETURN STATISTICS & GAME HIGHS

	No.	Yds.	YPR	TD	LG
2020	7	261	37.3	-	65
2021	4	144	36.0	-	70
CAREER	7	261	36.6	-	70

Kick Returns 4; Louisiana Tech, 09/04/21
Kick Return Yards 144; Louisiana Tech, 09/04/21
Long Kick Return 70 yards; Louisiana Tech, 09/04/21
All-Purpose Yards 173; Louisiana Tech, 09/04/21

NOTE: Owns two career tackle on special teams (at Georgia & Auburn, 2020).



JACK HARRIS15

Defensive End | 6-3 | 270
R-Sophomore (1L)
Sumrall, Miss./Oak Grove HS
Major: Business Administration

» CAREER NOTES & RECORDS

Career: 2020 SEC Fall Academic Honor Roll ... 2019-20 SEC First Year Academic Honor Roll.

» 2020

Season: Appeared in nine games.

at LSU (9/26): Recorded a two tackles. **at Kentucky (10/10):** Posted two stops ... Part of a defense that allowed only 157 yards of total offense, the fewest yielded by the Bulldogs in an SEC contest since 2008 against Vanderbilt (107 yards). **at Alabama (10/31):** Totaled a career-high three tackles. **Missouri (12/19):** Made one stop. **vs. Tulsa (12/31):** Notched two tackles ... Logged a solo tackle for loss in the first quarter for his first career stop behind the line.


» 2021 GAME-BY-GAME

Tackles (Solo-Assisted-Total)
LOUISIANA TECH DNP.

» HARRIS' CAREER STATISTICS & GAME HIGHS

	UA-A	TK	FF	FR	I	PBU	SACK	TFL
2019	0-1	1	-	-	-	-	-	-
2020	4-6	10	-	-	-	-	-	1.0-1
2021	-	-	-	-	-	-	-	-
CAREER	4-7	11	-	-	-	-	-	1.0-1

Tackles 3; at Alabama, 10/31/20
Tackles for Loss 1.0; vs. Tulsa, 12/31/20



RUFUS HARVEY82

Wide Receiver | 5-10 | 170
R-Freshman (RS)
Starkville, Miss./Starkville HS
Major: Undeclared

» CAREER NOTES & RECORDS

Career: Stayed home to play for the Bulldogs ... Native of Starkville, Miss.

» 2021

Season: Appeared in one game on special teams

Louisiana Tech (9/4): Made his collegiate debut on special teams

» 2021 GAME-BY-GAME

Receiving (Receptions-Yards-TD)
LOUISIANA TECH 0-0-0.

» HARVEY'S CAREER STATISTICS & GAME HIGHS

	Att.-Yds.	YPC	TD	LG	Rec.-Yds.	YPC	TD	LG
2021	-	-	-	-	-	-	-	-
CAREER	-	-	-	-	-	-	-	-



MALIK HEATH4

Wide Receiver | 6-3 | 220
Senior (1L)
Jackson, Miss./Copiah-Lincoln [MS] CC
Major: Interdisciplinary Studies

» CAREER NOTES & RECORDS

Career: Rated as the No. 6 overall junior college prospect in the nation according to ESPN ... Made an immediate impact in his first year at Mississippi State ... Appeared in 10 games with six starts ... Finished 2020 with 37 catches for 307 yards.

» 2020

Season: Appeared in 10 games with six starts ... One of 26 Bulldogs to make their first career start in 2020 ... One of 27 student-athletes to make their Mississippi State debut in 2020.

at LSU (9/26): Earned his first career start ... Finished with one catch for one yard. **Arkansas (10/3):** Recorded five catches for 27 yards. **at Kentucky (10/10):** Caught six passes, including a 23-yard reception ... Totaled 52 yards ... Combined with State's receiving corp to haul in an MSU-record 45 completions. **Texas A&M (10/17):** Recorded five catches for 57 yards ... Caught first career touchdown on a 32-yard pass from Will Rogers. **at Alabama (10/31):** Totaled one catch for two yards. **Vanderbilt (11/7):** Recorded 79 receiving yards on nine receptions. **at Ole Miss (11/28):** Posted first multi-touchdown game of his career ... Hauled in four passes for 35 yards and two scores ... Made first career tackle following a fumble on offense. **Auburn (12/12):** Caught two passes for 14 yards. **Missouri (12/19):** Made one grab for 29 yards. **vs. Tulsa (12/31):** Caught three passes for 16 yards.

» 2021 GAME-BY-GAME

Receiving (Receptions-Yards-TD)
LOUISIANA TECH DNP.

» HEATH'S CAREER STATISTICS & GAME HIGHS

	Att.-Yds.	YPC	TD	LG	Rec.-Yds.	YPC	TD	LG
2020	-	-	-	-	37-307	8.3	3	32
2021	-	-	-	-	-	-	-	-
CAREER	-	-	-	-	37-307	8.3	3	32

Receptions 9; Vanderbilt, 11/7/20
Receiving Yards 79; Vanderbilt, 11/7/20
Receiving Touchdowns 2; at Ole Miss, 11/28/20
Longest Reception 32 yards; Texas A&M, 10/17/20

NOTE: Owns one career tackle (at Ole Miss, 2020).



DILLON JOHNSON23

Running Back | 6-0 | 215
Sophomore (1L)
Greenville, Miss./Saint Joseph
Major: Kinesiology-Performance Fitness

» CAREER NOTES & RECORDS

Career: Enters this season on the Doak Walker Award Watch List for nation's top running back.

» 2021

Season: Appeared in one game, racking up 26 total yards (12 Rush and 14 Rcv).

Louisiana Tech (9/4): Carried the ball twice for 12 ... Hauled in three reception on five targets for 14 yards.

» 2021 GAME-BY-GAME

Rushing (Carries-Yards-TD)
Louisiana Tech (2-12-0)


Receiving (Receptions-Yards-TD)
Louisiana Tech (3-14-0)

» D. JOHNSON'S CAREER STATISTICS & GAME HIGHS

	Att.-Yds.	YPC	TD	LG	Rec.-Yds.	YPC	TD	LG
2020	41-168	4.1	4	10	34-144	4.2	-	10
2021	2-12	6.0	-	8	2-29	4.7	-	8
CAREER	43-180	5.0	4	10	36-173	4.4	-	10

Rush Attempts 10; vs. Tulsa, 12/31/20
Rush Yards 59; vs. Tulsa, 12/31/20
Rushing Touchdowns 2; at Georgia, 11/21/20
Long Rush 11 yards; vs. Tulsa, 12/31/20

Receptions 8; Twice: Last at Ole Miss, 11/28/20
Receiving Yards 42; at Georgia, 11/21/20
Longest Reception 10 yards; Twice: Last at Georgia, 11/21/20
All-Purpose Yards 78; Arkansas, 10/3/20



KWATRIVOUS JOHNSON69

Offensive Line | 6-7 | 320
R-Junior (1L)
Greenwood, Miss./Greenwood HS
Major: Interdisciplinary Studies

» CAREER NOTES & RECORDS

Career: Has played in each of the last three seasons ... Drew three starts in 2020.

» 2021

Season: Started one game.

Rankings: Run blocking grade of 79.9 is No. 9 among SEC linemen per PFF.

Louisiana Tech (9/4): Led the team in run blocking grade (79.9) per PFF.

NOTE: Owns one career reception (at LSU, 2020).



KAMERON JONES58

Offensive Line | 6-5 | 305
R-Junior (1L)
Starkville, Miss./Starkville HS
Major: Interdisciplinary Studies

» CAREER NOTES & RECORDS

Career: Started six games in 2020.

» 2021

Season: Started one game.

Louisiana Tech (9/4): Did not allow a sack or commit a penalty according to PFF.

NOTE: Owns one career reception for five yards (at Ole Miss, 2020).



IZUCHUKWU KING ANI4

Defensive End | 6-4 | 265
R-Sophomore (S0)
Hendersonville, Tenn./Davidson Academy
Major: Industrial Technology

» CAREER NOTES & RECORDS

Career: 2019 SEC Academic Honor Roll ... Earned a redshirt in 2019.

» 2021

Season: Appeared in one game.

Louisiana Tech (9/4): Made first career appearance on special teams.

» 2021 GAME-BY-GAME

Tackles (Solo-Assisted-Total)

LOUISIANA TECH 0-0-0

» KING ANI'S CAREER STATISTICS & GAME HIGHS

	UA-A	TK	FF	FR	I	PBU	SACK	TFL
2021	-	-	-	-	-	-	-	-
CAREER	-	-	-	-	-	-	-	-



SCOTT LASHLEY78

Offensive Line | 6-7 | 315
R-Senior (GTR)
West Point, Miss./Alabama
Major: Undeclared

» CAREER NOTES & RECORDS

Career: Appeared in 19 games over his final three seasons at Alabama ... Redshirted in 2016 ... Made first career start against Louisiana Tech (9/4/21).

» 2021

Season: Started first career game at MSU.

Rankings: Ranks 10th in the SEC in overall blocking grade per PFF (77.2).

Louisiana Tech (9/4): Made first career start at MSU ... Led the offensive line in overall blocking grades (77.2) per PFF ... Led the team in pass blocking grade (76.6) and produced State's second-highest run blocking grade (76.9) per PFF.



CHANCE LOVERTICH9

Quarterback | 5-11 | 190
Senior (TR)
Brandon, Miss./South Alabama
Major: Interdisciplinary Studies

» CAREER NOTES & RECORDS

Career: Transfer from South Alabama, where he played in six games last season.

» 2020 (JUNIOR AT SOUTH ALABAMA)

Played in six games ... Completed 47 of 86 pass attempts for 619 yards ... Threw five touchdown passes, connecting on a season-high 52 yard TD pass ... Averaged 103 passing yards per game ... Rushed 19 times for 77 yards ... Connected on 18-of-29 pass attempts for 247 yards and a pair of touchdowns against Tulane ... Completed 14-of-29 passes for 168 yards and a touchdown against UAB.

» 2021 GAME-BY-GAME

Passing (Comp.-Att.-Yds.-TD-INT)
LOUISIANA TECH DNP.

» LOVERTICH'S CAREER PASSING STATISTICS & GAME HIGHS

	C-A	Yds.	%	TD-INT	YPG
LG					
2020*	47-86	619	54.7	5-2	103.2
2021	-	-	-	-	-
CAREER	-	-	-	-	-
* - at South Alabama					

Pass Completions18; vs. Tulane, 9/12/20
Pass Attempts29; vs. Tulane, 9/12/20
Passing Yards247; vs. Tulane, 9/12/20
Passing Touchdowns2; vs. Tulane, 9/12/20
Long Pass52; vs. Southern Miss, 9/13/20



JO'QUAVIOUS MARKS7

Running Back | 5-10 | 205
Sophomore (1L)
Atlanta, Ga./Carver
Major: Kinesiology-Sport Administration

» CAREER NOTES & RECORDS

Season: Set the single-season mark for receptions by a freshman and by a running back with 60 catches ... Bested the previous marks, both held by *Justin Griffith* (37; 1999) ... Finished tied for No. 6 on the single-season receptions chart (60) with *De'Runya Wilson* (60; 2015).

» 2021

Season: Started one game with a team-high 71 rushing yards and two scores ... caught nine passes for 27 yards and a touchdown.

Rankings: Leads the SEC and is ranked third nationally in touchdowns (3) while ranking No. 1 in the SEC and fifth nationally in total points scored (18) ... Ranked No. 8 in the SEC by PFF for rushing grade (77.7) and No. 10 in the SEC in recieving grade (78.3) ... Ranks No. 6 in the nation and No. 2 in the SEC in receptions per game (9.0).

Louisiana Tech (9/4): Finished with a team-high 71 rushing yards and two scores ... Hauled in the second-most reception on the team (9) for 27 yards and his first career receiving touchdown ... Scored a career-high two touchdowns on the ground, both in the fourth quarter ... Scored a career-best three total touchdowns.

» 2021 GAME-BY-GAME

Rushing (Carries-Yards-TD)
Louisiana Tech (12-71-2)

Receiving (Receptions-Yards-TD)
LOUISIANA TECH (9-27-1).

» MARKS' CAREER STATISTICS & GAME HIGHS

	Att.-Yds.	YPC	TD	LG	Rec.-Yds.	YPC	TD
LG							
2020	70-312	4.5	3	28	60-268	4.5	-
2021	12-71	5.9	2	23	9-27	3.0	1
CAREER	82-383	4.7	5	28	69-295	4.3	1

Rush Attempts12; Missouri, 12/19/20
Rush Yards72; vs. Tulsa, 12/31/20
Rushing Touchdowns2; vs. Louisiana Tech, 9/4/21
Long Rush28 yards; vs. Tulsa, 12/31/20

Receptions10; Arkansas, 10/3/20
Receiving Yards50; Arkansas, 10/3/20
Longest Reception19 yards; Texas A&M, 10/17/20

All-Purpose Yards102; vs. Tulsa, 12/31/20

NOTE: Has two career tackles (at Alabama & vs. Tulsa, 2020).



CJ MORGAN29

Safety | 6-0 | 205
Redshirt-Senior (3L)
Bossier City, La./Parkway
Major: Political Science

» CAREER NOTES & RECORDS

Career: Suffered a season-ending injury against No. 5 Alabama in 2019 ... Owns undergraduate degree in political science ... Appeared in 32 career contests with 12 starts ... Owns 84 career tackles, three interceptions and nine pass breakups.

» 2020

Season: Did not see any game action due to injury.

» 2019

Season: Started nine games ... Missed the four of the final five games of the season due to injury ... Tied for the team lead in pass breakups (8) and ranked No. 5 in tackles (59).

vs. Louisiana (8/31): Logged seven tackles - all solo. **Southern Miss (9/7):** Posted six tackles ... Combined with Lee Autry on his first career tackle for loss in the second quarter ... Sealed the game against the Golden Eagles with a fourth-quarter interception. **Kentucky (9/21):** Grabbed a team-best nine stops ... Added two pass breakups. **at No. 7 Auburn (9/28):** Made a team-high eight stops. **at Tennessee (10/12):** Logged nine tackles. **No. 2 LSU (10/19):** Had five tackles ... Piled up four pass breakups. **at Texas A&M (10/26):** Collected three tackles and one pass breakup in the first half ... Did not return in the second half due to upper body injury. **No. 5 Alabama (11/16):** Made six stops ... Exited the game with a season-ending injury in the third quarter.

» 2021 GAME-BY-GAME


Tackles (Solo-Assisted-Total)

LOUISIANA TECH DNP.

» MORGAN'S CAREER STATISTICS & GAME HIGHS

	UA-A	TK	FF	FR	I	PBU	SACK	TFL
2017	4-1	5	-	-	-	-	-	-
2018	13-7	20	-	-	2	1	-	-
2019	31-28	59	-	-	1	8	-	0.5-2
2020					DNP (Injury)			
2021	-	-	-	-	-	-	-	-
CAREER	48-36	84	-	-	3	9	-	0.5-2

Tackles9; at Tennessee, 10/12/19
Tackles for Loss0.5; Southern Miss, 9/7/19
Interceptions1; Three times: Last Southern Miss, 9/7/19
Pass Breakups4; LSU 10/19/19



FRED PETERS38

Safety | 5-10 | 210
Senior (11)
Columbia, Miss./Jones College
Major: Undeclared

» CAREER NOTES & RECORDS

Career: Earned his undergraduate degree in psychology in December 2020 ... Member of the 2019 SEC Fall Academic Honor Roll ... Cousin of former Mississippi State cornerback *Jamal Peters* ... Attended Jones County Junior College, following the footsteps of All-American and first-round NFL Draft pick *Johnathan Abram*.

» 2021

Season: Started one game.

NCAA Active Career Leaders: No. 73 in forced fumbles per game (0.11).

Rankings: Ranks No. 66 in the FBS and seventh in the SEC in total tackles (9).

Louisiana Tech (9/4): Led MSU with a career-high nine tackles.

» 2021 GAME-BY-GAME

Tackles (Solo-Assisted-Total)
LOUISIANA TECH 1-8-9.

» PETERS' CAREER STATISTICS & GAME HIGHS

	UA-A	TK	FF	FR	I	PBU	SACK	TFL
2019	6-4	10	1	-	1	1	1.0-11	3.0-15
2020	10-10	20	1	1	-	1	-	-
2021	1-8	9	-	-	-	-	-	-
CAREER	17-22	39	2	1	1	2	1.0-11	3.0-14

Tackles 9; vs. Louisiana Tech, 9/4/21
Tackles for Loss 2.0; Abilene Christian, 11/23/19
Sacks 1.0; Abilene Christian, 11/23/19
Pass Breakups 1; Twice: Last at LSU, 9/26/20
Interceptions 1; Abilene Christian, 11/23/19
Fumbles Forced 1; Twice: Last at Kentucky, 10/10/20
Fumbles Recovered 1; at Kentucky, 10/10/20



NATHAN PICKERING22

Defensive Tackle | 6-4 | 300
Junior (2L)
Mount Olive, Miss./Seminary
Major: Industrial Technology

» CAREER NOTES & RECORDS

Career: SEC All-Freshman Team (2019) ... Consensus four-star prospects and one of the top recruits from Mississippi coming out of Seminary High School in 2018.

» 2021

Season: Appeared in one game.

Louisiana Tech (9/4): Made one tackle ... Played 15 snaps and earned State's No. 4 overall defensive grade per PFF.

» 2021 GAME-BY-GAME

Tackles (Solo-Assisted-Total)
LOUISIANA TECH 0-1-1.

» PICKERING'S CAREER STATISTICS & GAME HIGHS

	UA-A	TK	FF	FR	I	PBU	SACK	TFL
2019	5-6	11	-	-	-	-	3.0-26	6.0-46
2020	2-14	16	-	-	-	-	2.0-10	2.0-10
2021	0-1	1	-	-	-	-	-	-
CAREER	7-21	28	-	-	-	-	5.0-36	8.0-56

Tackles 4; Twice: Last Arkansas, 10/3/20
Tackles for Loss 2.5; Abilene Christian, 11/23/19
Sacks 1.0; Three times: Last Arkansas, 10/3/20



MAKAI POLK10

Wide Receiver | 6-3 | 200
Junior (TR)
Richmond, Calif./California
Major: Interdisciplinary Studies

» CAREER NOTES & RECORDS

Career: Transfer from California ... Played two seasons for the Golden Bears, appearing in 17 games with seven starts.

» 2021

Season: Started one game.

Rankings: No. 3 nationally and leading the SEC in hands/drop grade from PFF (81.5) ... No. 4 nationally and leading the SEC in receptions per game (10.0).

Louisiana Tech (9/4): Started in his Bulldog debut ... Caught a team-high 10 passes for 57 yards.

» 2021 GAME-BY-GAME

Receiving (Receptions-Yards-TD)
LOUISIANA TECH 10-57-0.

» POLK'S CAREER STATISTICS & GAME HIGHS

	Att.-Yds.	YPC	TD	LG	Rec.-Yds.	YPC	TD	LG
2019	-	-	-	-	19-295	15.5	2	52
2020	-	-	-	-	17-183	10.8	1	52
2021	-	-	-	-	10-57	5.7	-	10
CAREER	-	-	-	-	46-535	11.6	3	52

Receptions 10; vs. Louisiana Tech, 09/04/21
Receiving Yards 105; vs. Illinois, 12/30/19
Receiving Touchdowns 1; Three times: Last at Oregon State, 11/21/20
Longest Reception 52 yards; Twice: Last at Oregon State, 11/21/20



SHAWN PRESTON JR.12

Safety | 6-0 | 210
Sophomore (1L)a
St. James, La./St. James
Major: Kinesiology-Sports Administration

» 2020

Season: Appeared one game.

Louisiana Tech (9/4): Finished with three total tackles.


» 2021 GAME-BY-GAME

Tackles (Solo-Assisted-Total)
LOUISIANA TECH 1-2-3.

» PRESTON JR.'S CAREER STATISTICS & GAME HIGHS

	UA-A	TK	FF	FR	I	PBU	SACK	TFL
2018	1-0	1	-	-	-	-	-	-
2019	15-10	25	-	-	-	2	-	-
2020	35-30	65	-	-	-	4	-	3.0-5
2021	1-2	3	-	-	-	-	-	-
CAREER	52-42	94	-	-	-	6	-	3.0-5

Tackles 12; at Ole Miss, 11/28/20
Tackle for Loss 1.5; at Georgia, 11/21/20
Pass Breakups 2; Auburn, 12/12/20



WILL ROGERS2

Quarterback | 6-2 | 210
Sophomore (1L)
Brandon, Miss./Brandon
Major: Marketing

» CAREER NOTES & RECORDS

Career: State's career completion percentage leader at 70.7 percent (134-of-209) ... Is the only passer in program history to register three consecutive games with 30-plus completions ... Rode a streak four games with 30-plus completions from Nov. 7-Dec. 12 ... One of three Bulldogs with 30-plus completions in consecutive games, joining *Dak Prescott* (2015: 38 - at Arkansas; 31 - Ole Miss) and K.J. Costello (2020: 36 - at LSU; 43 - Arkansas) ... Ranks tied for No. 3 on the career 300-yard passing games (3) with *Nick Fitzgerald* (3; 2015-18), *Dave Marler* (3; 1977-78) and *Tony Shell* (3; 1988-90) ... Trails *Kevin Fant* (4; 2001-03) for the No. 2 spot.

NCAA Active Leaders: Sits No. 48 in passing completions (278) ... Ranks No. 53 in passing efficiency (128.57).

Season: 2020: First MSU freshman to post multiple 300-yard passing games ... Owns the single season mark for completions by a freshman (239), surpassing *Wesley Carroll* from 2007 (143) ... Ranks No. 3 on the single season completions charts (2239), trailing only *Dak Prescott* (316; 2015: 244; 2014) ... Finished No. 9 in single-season history with 1,976 yards, which is a freshman record.

Game: 2021: Broke his own single-game completion percentage records for minimums of 25, 35 and 45 attempts with an 83.0 percent mark against Louisiana Tech (9/4) ... Tied the MSU record with 12 consecutive completions and is currently riding an 11-attempt streak ... His 39 completions against Louisiana Tech (9/4) rank No. 4 in MSU history ... Now holds three of the top five single-game marks. 2020: His 45 completions at Ole Miss (11/28) rank No. 2 in SEC history behind Tim Couch of Kentucky (1998) ... Posted the single game record for completions (45) and attempts (61) at Ole Miss (11/28), moving past K.J. Costello's marks for completions (43) versus Arkansas (10/3/20) and attempts (60) at LSU (9/28/20) ... Set the freshman record for total offense yards with 466 (440 passing, 26 rushing) at Ole Miss (11/28), besting *Wesley Carroll's* mark of 441 (421 passing, 20 rushing) against Arkansas in 2007 ... Broke the single-game freshman record for completions in a game on three occasions, most recently at Ole Miss (45; 11/28), which broke Carroll's record of 29 at Little Rock in 2007 ... Surpassed the freshman single game passing yards record with 440 at Ole Miss (11/28), moving past Carroll versus Arkansas (421) in 2007 ... Twice broke the school record for passing attempts in a game without an interception (at Georgia 52; at Ole Miss, 61) ... Has surpassed the freshman record for completions in a game on three occasions, most recently at Ole Miss (61; 11/28).

» 2021

Season: Started one game ... Has thrown a touchdown pass in seven straight games with 13 touchdowns in that span.

Rankings: Leads the nation in completions per game (39.0) and is fourth nationally in completion percentage (83.0 percent) ... Completion percentage leads the SEC ... No. 29 in the nation and sixth in the conference in passing efficiency (165.9) ... No. 11 nationally and second in the SEC in passing yards (370) ... Also second in the SEC in yards per game and third nationally ... Tied for No. 19 in FBS in points responsible for per game (18.0) ... Ninth nationally in total offense per game (352.0).

Louisiana Tech: Matched his career high with three touchdown passes ... Completed 39 passes, which ranks fourth in MSU single-game history ... Broke his own single-game completion percentage records, connecting on 83.0 percent (39-of-47) of his passes ... Recorded his third career 300-yard passing game, which is tied for third in MSU history, and his sixth career 200-yard game, which ranks 10th in MSU history ... Tied the MSU single-game record with 12 consecutive completions ... Was a perfect 10-for-10 in the fourth quarter with 128 yards and a touchdown.

» 2021 GAME-BY-GAME

Passing (Comp.-Att.-Yds.-TD-INT)
LOUISIANA TECH 39-47-370-3-1.

» ROGERS' CAREER PASSING STATISTICS & GAME HIGHS

	C-A	Yds.	%	TD-INT	YPG	LG
2020	239-346	1,976	69.1	11-7	219.6	51
2021	39-47	370	83.0	3-1	370.0	40
CAREER	278-393	2,346	70.7	14-8	294.8	51

Pass Completions 45; at Ole Miss, 11/28/20
Pass Attempts 61; at Ole Miss, 11/28/20
Passing Yards 440; at Ole Miss, 11/28/20
Passing Touchdowns 3; Three times: Last vs. Louisiana Tech, 9/4/21
Long Pass 51 yards; at Georgia, 11/21/20

» 2021 GAME-BY-GAME

Rushing (Carries-Yards-TD)
LOUISIANA TECH 5-(1)-0.

» ROGERS' CAREER OFFENSIVE STATISTICS & GAME HIGHS

	Att.-Yds.	YPC	TD	LG	Rec.-Yds.	YPC	TD	LG
2020	30(-41)	(-1.4)	1	18	-	-	-	-
2021	5(-18)	(-3.6)	-	6	-	-	-	-
CAREER	35(-59)	(-1.7)	1	18	-	-	-	-

Rush Attempts 9; Auburn, 12/12/20
 Rush Yards 26; Twice: Last Missouri, 12/19/20
 Rushing Touchdowns 1; vs. Tulsa, 12/31/20
 Long Rush 18 yards; Missouri, 12/19/20
 Total Offense Yards 466; at Ole Miss, 11/28/20
 All-Purpose Yards 26; Twice: Last Missouri, 12/19/20



BRANDON RUIZ

Kicker | 5-10 | 180
 Redshirt-Senior (1L)
 Tempe, Ariz./Arizona State
 Major: Undeclared

» CAREER NOTES & RECORDS

Career: Owns an active streak of 120 consecutive extra points made ... 142-of-212 kickoffs have gone for touchdowns (67.0%) ... For his career, is true on 47-of-62 (75.8%) field goal tries ... Nine of the 15 missed field goals are 45-plus yard attempts, with seven of those 50-plus yard attempts ... Graduate transfer from Arizona State ... Owns his undergraduate degree in liberal studies from Arizona State ... Pursing his master's degree in workforce education leadership ... Two-year starter as place kicker at Arizona State before missing 2019 due to injury ... Three-time Pac-12 Special Teams Player of the Week ... Ranks No. 8 on Arizona State's career field goals made list (37) and career points scored by a kicker (205) ... Only freshman in ASU history with multiple 50-yard field makes as a freshman.

NCAA Active Leaders: Ranks No. 11 in the FBS in field goals made (47) ... Sits No. 18 nationally in points per game (7.1) ... Is No. 21 in the NCAA in extra points made (123) and No. 18 in total points (264) ... Sits No. 36 in the FBS in field goal percentage (75.8).

» 2021

Season: Started one game at place kicker ... Handled all placement kicks in 2021.

Louisiana Tech (9/4): Made five extra points ... Landed five of his six kickoffs in the endzone for touchdowns.

» RUIZ'S CAREER SCORING STATISTICS & GAME HIGHS

	FGM-A	%	0-19	20-29	30-39	40-49	50+	LG	XP	PTS
2017*	19-27	.704	-	7-7	5-5	5-10	2-5	52	49-50	106
2018*	18-22	.818	-	8-8	6-7	4-5	0-2	49	45-45	99
2019*										DNP (Injury)
2020	10-12	.833	-	4-4	2-2	4-5	0-1	43	23-23	54
2021	0-1	.000	-	-	-	-	0-1	-	-	-
CAREER	47-62	.758	-	19-18	13-14	13-20	2-9	52	117-118	259
MSU	10-13	.769	-	4-4	2-2	4-5	0-2	43	23-23	54

* - at Arizona State

Field Goal Attempts 4; Twice: Last at UCLA, 11/11/17*
 Field Goals Made 3; Seven Times: Last Missouri, 12/19/20
 Longest Field Goal 52; Twice: Last Washington, 10/14/17*
 PATs Made 7; UTSA, 9/1/18*
 Points: 14; Twice: Last Missouri, 12/19/20

» RUIZ'S CAREER KICKOFF STATISTICS

	No.	Yds	AVG	TB	OB
2017*	75	4,756	63.4	52	1
2018*	78	4,802	61.6	48	1
2019*					
2020	43	2,792	64.9	37	1
2021	6	385	64.2	5	-
CAREER	202	12,735	63.0	142	3
MSU	49	3,177	64.8	42	1

* - at Arizona State

Kickoffs 9; Four Times: Last Missouri, 12/19/20
 Kickoff Yards 585; Twice: Last at LSU, 9/26/20
 Kickoff Average 66.0 yards; Vanderbilt, 11/7/20



DE'MONTE RUSSELL

Defensive End | 6-4 | 265
 Redshirt-Sophomore (SQ)
 Mount Jackson, Miss./Provine
 Major: Communication

» CAREER NOTES & RECORDS

Career: Earned SEC Fall Academic Honor Roll in 2020 and SEC First-Year Academic Honor Roll status in 2019-20.

» 2020

Season: Did not see any game action due to injury.

» 2019

Season: Appeared in three contests ... Redshirted his initial year with the program.

Southern Miss (9/7): Made collegiate debut ... Logged one tackle.

» 2021 GAME-BY-GAME

Tackles (Solo-Assisted-Total)
 LOUISIANA TECH DNP.

» RUSSELL'S CAREER STATISTICS & GAME HIGHS

	UA-A	TK	FF	FR	I	PBU	SACK	TFL
2019	0-1	1	-	-	-	-	-	-
2020	-	-	-	-	DNP (Injury)	-	-	-
2021	-	-	-	-	-	-	-	-
CAREER	0-1	1	-	-	-	-	-	-

Tackles: 1; Southern Miss, 9/7/19



LAQUINSTON SHARP

Offensive Line | 6-3 | 300
 Senior (2L)
 Columbus, Miss./East Mississippi CC
 Major: Undeclared

» CAREER NOTES & RECORDS

Career: Earned his undergraduate degree in industrial technology and psychology in December 2020.

» 2021

Season: Started one game.

Louisiana Tech (9/4): Played all 79 snaps at center ... Posted MSU's No. 4 overall blocking grade and No. 4 pass blocking grade per PFF.



COLE SMITH

Offensive Line | 6-3 | 305
 Redshirt-Junior (1L)
 Pontotoc, Miss./LSU
 Major: Interdisciplinary Studies

» 2021

Season: Appeared in one game.

Louisiana Tech (9/4): Played five snaps at left tackle.



RARA THOMAS

Wide Receiver | 6-2 | 200
 Freshman (HS)
 Eufaula, Ala./Eufaula
 Major: Undeclared

» 2021

Season: Started in his MSU debut as a true freshman.

Rankings: No. 18 in the SEC in receiving yards (55) and No. 12 in yards per catch (18.33).

Louisiana Tech (9/4): Caught his first career target for a 21-yard gain and his second for a 25-yard haul ... Finished the day with three catches for 55 yards.

» 2021 GAME-BY-GAME

Receiving (Receptions-Yards-TD)
 LOUISIANA TECH 3-55-0.

» THOMAS' CAREER STATISTICS & GAME HIGHS

	Att.-Yds.	YPC	TD	LG	Rec.-Yds.	YPC	TD	LG
2021	-	-	-	-	3-55	18.3	0	25
CAREER	-	-	-	-	3-55	18.3	0	25

Receptions 3; Louisiana Tech, 9/4/21
 Receiving Yards 55; Louisiana Tech, 9/4/21
 Longest Reception 25 yards; Louisiana Tech, 9/4/21



SHERMAN TIMBS

Defensive End | 6-2 | 265
 Redshirt-Senior (2L)
 Indianola, Miss./Indianola Academy
 Major: Business Administration

» 2021

Season: Appeared in one game.

Louisiana Tech (9/4): Recorded one tackle.

» 2021 GAME-BY-GAME

Tackles (Solo-Assisted-Total)
 LOUISIANA TECH DNP.

» TIMBS' CAREER STATISTICS & GAME HIGHS

	UA-A	TK	FF	FR	I	PBU	SACK	TFL
2018	-	-	-	-	-	-	-	-
2019	1-2	3	-	-	-	-	-	-
2020	4-3	7	-	-	-	-	1.0-10	1.0-10
2021	0-1	1	-	-	-	-	-	-
CAREER	5-6	11	-	-	-	-	1.0-10	1.0-10

Tackles: 3; vs. Tulsa, 12/31/20
Tackles for Loss: 1.0; vs. Tulsa, 12/31/20
Sacks: 1.0; vs. Tulsa, 12/31/20



JADEN WALLEY

Wide Receiver | 6-0 | 185
 Sophomore (1L)
 D'Iberville, Miss./D'Iberville
 Major: Undeclared

» CAREER NOTES & RECORDS

Career: Earned second-team Freshman All-America honors from The Athletic in 2020 ... Tabbed 2020 Freshman All-SEC by the conference coaches ... Owns an MSU freshman-record four 100-yard receiving games ... One of two Bulldog freshmen in program history to record multiple 100-yard receiving games, joining *Mardye McDole* (2) ... First MSU freshman to record back-to-back 100-yard receiving games, and owned a streak of four straight games over the century mark: at Georgia (115), at Ole Miss (176), versus Auburn (100) and against Missouri (129) ... First MSU receiver with four straight 100-yard receiving games since *Fred Ross* in 2015.

Season: Broke the 43-year old record for single season receiving yards by a freshman in his ninth game of the season versus Auburn (12/12), which broke *Mardye McDole's* standard of 510 yards in 1977 ... Ended 2020 with 718 yards receiving to lead the team ... First freshman wideout to lead the team in receiving since *Chad Bumphis* (375) in 2009.

Game: Broke a 43-year-old record for single game receiving yards by a freshman with 176 at Ole Miss (11/28), breaking *Mardye McDole's* 1977 mark at Auburn (143).

» 2020

Season: Appeared in one game.

Rankings: No. 14 in the SEC in receiving yards (64) and No. 18 in receptions per game (4.0).

Louisiana Tech (9/4): Made four catches, all for gains of 15 or more yards ... Caught the game-tying touchdown pass with 3:37 to play in the fourth quarter.

» 2021 GAME-BY-GAME

Receiving (Receptions-Yards-TD)
 LOUISIANA TECH 4-64-1.

» WALLEY'S CAREER STATISTICS & GAME HIGHS

	Att.-Yds.	YPC	TD	LG	Rec.-Yds.	YPC	TD	LG
2020	-	-	-	-	52-718	13.8	2	51
2021	-	-	-	-	4-64	16.0	1	17
CAREER	-	-	-	-	56-782	13.9	3	51

Receptions 9; at Ole Miss, 11/28/20
 Receiving Yards 176; at Ole Miss, 11/28/20
 Receiving Touchdowns 1; Three times: Last vs. Louisiana Tech, 9/4/21
 Longest Reception 51 yards; at Georgia, 11/21/20

» 2021 GAME-BY-GAME

Kickoff Returns (Returns-Yards-TD-YPR)
LOUISIANA TECH 0-0-0.

» WALLEY'S CAREER KICKOFF RETURN STATISTICS & GAME HIGHS

	No.	Yds.	Avg.	TD	LG
2020	1	11	11.0	-	11
2021	-	-	-	-	-
CAREER	1	11	11.0	-	11

Kick Returns 1; at Kentucky, 10/10/20
Kick Return Yards 11; at Kentucky, 10/10/20
Long Kick Return 11 yards; at Kentucky, 10/10/20

» 2021 GAME-BY-GAME

Punt Returns (Returns-Yards-TD-YPR)
LOUISIANA TECH 0-0-0.

» WALLEY'S CAREER PUNT RETURN STATISTICS & GAME HIGHS

	No.	Yds.	Avg.	TD	LG
2020	2	21	10.5	-	20
2021	-	-	-	-	-
CAREER	2	21	10.5	-	20

Punt Returns 2; Arkansas, 10/3/20
Punt Return Yards 21; Arkansas, 10/3/20
Long Punt Return 20 yards; Arkansas, 10/3/20
All-Purpose Yards 176; at Ole Miss, 11/28/20

NOTE: Has two career tackles on special teams (Vanderbilt & Auburn, 2020).



NATHANIEL WATSON

14

Linebacker | 6-2 | 240
Redshirt-Junior (2L)
Maplesville, Ala./Maplesville
Major: Interdisciplinary Studies

» 2021

Season: Started one game.

Louisiana Tech (9/4): Tied for second on the team with seven tackles ... Ranked second on the team with an 81.7 tackling grade from PFF and an 82.9 run defense grade.

» 2021 GAME-BY-GAME

Tackles (Solo-Assisted-Total)
LOUISIANA TECH 2-5-7.

» WATSON'S CAREER STATISTICS & GAME HIGHS

	UA-A	TK	FF	FR	I	PBU	SACK	TFL
2018	2-1	3	-	-	-	-	-	-
2019	1-1	2	-	-	-	-	-	1.0-1
2020	15-25	40	-	-	-	1	-	3.0-6
2021	2-5	7	-	-	-	-	-	-
CAREER	20-32	52	-	-	-	1	-	4.0-7

Tackles 13; Missouri, 12/19/20
Tackles for Loss 1.5; at Georgia, 11/21/20
Pass Breakups 1; at Georgia, 11/21/20



TYRUS WHEAT

2

Linebacker | 6-2 | 265
Senior (1L)
Amite, La./Copiah-Lincoln [MS] CC
Major: Interdisciplinary Studies

» 2020

Season: Started one game.

Final Rankings: Ranked tied for second in the FBS in interceptions per game (1.0).

Louisiana Tech (9/4): Made his second career interception on the season's opening defensive drive ... Finished with three tackles and a hurry.

» 2021 GAME-BY-GAME

Tackles (Solo-Assisted-Total)
LOUISIANA TECH 1-2-3.

» WHEAT'S CAREER STATISTICS & GAME HIGHS

	UA-A	TK	FF	FR	I	PBU	SACK	TFL
2020	12-18	30	2	2	1	2	5.0-27	6.0-29
2021	1-2	3	-	-	1	-	-	-
CAREER	13-20	33	2	2	2	2	5.0-27	6.0-29

Tackles 6; Twice: Last vs. Tulsa, 12/31/20
Sacks 1.0; Four Times: Last Missouri, 12/19/20
Tackles for Loss 1.5; vs. Tulsa, 12/31/20
Interceptions 1; Twice: Last vs. Louisiana Tech, 9/4/21
Pass Breakups 1; Twice: Last Missouri, 12/19/20
Forced Fumbles 2; Vanderbilt, 11/7/20
Fumble Recoveries 1; Twice: Last Vanderbilt, 11/7/20



AUSTIN WILLIAMS

85

Wide Receiver | 6-3 | 200
Redshirt-Senior (3L)
Ocean Springs, Miss./Ocean Springs
Major: Unclassified Graduate

» CAREER NOTES & RECORDS

Career: Appeared in 38 career games with 15 starts ... Earned his undergraduate degree in finance in three years ... Carried a 4.0 GPA throughout his undergraduate program ... Has also completed the first of two master's degrees ... Three-time member of the SEC Academic Honor Roll (2017-19).

» 2021

Season: Started one game ... Splits time as a slot receiver and punt returner.

Rankings: Tied for No. 16 in the SEC in receiving yards (57) and No. 10 in the league in receptions per game (5.0).

Louisiana Tech (9/4): Caught five passes for 57 yards ... Hauled in a 30-yard reception, his longest catch since a 33-yard touchdown against Arkansas (Nov. 17, 2018).

» 2021 GAME-BY-GAME

Receiving (Receptions-Yards-TD)
LOUISIANA TECH 5-57-0.

» A. WILLIAMS' CAREER STATISTICS & GAME HIGHS

	Att.-Yds.	YPC	TD	LG	Rec.-Yds.	YPC	TD	LG
2018	-	-	-	-	10-137	13.7	3	33
2019	-	-	-	-	11-119	10.8	2	28
2020	-	-	-	-	43-372	8.7	3	24
2021	-	-	-	-	5-57	11.4	-	30
CAREER	-	-	-	-	69-685	9.9	8	33

Receptions 7; at LSU, 9/26/20
Receiving Yards 57; Twice: Last vs. Louisiana Tech, 9/4/21
Receiving Touchdowns 2; Arkansas, 11/17/18
Longest Reception 33 yards; Arkansas, 11/17/18

» 2021 GAME-BY-GAME

Punt Returns (Returns-Yards-TD-YPR)
LOUISIANA TECH 0-0-0-0.

» A. WILLIAMS' CAREER PUNT RETURN STATISTICS & GAME HIGHS

	No.	Yds.	Avg.	TD	LG
2018	-	-	-	-	-
2019	-	-	-	-	-
2020	8	48	6.0	-	17
2021	-	-	-	-	-
CAREER	8	48	6.0	-	17

Punt Returns 5; at Kentucky, 10/10/20
Punt Return Yards 43; at Kentucky, 10/10/20
Long Punt Return 17 yards; at Kentucky, 10/10/20



CAMERON YOUNG

93

Defensive Tackle | 6-3 | 320
Redshirt-Junior (2L)
Crosby, Miss./Franklin County
Major: Industrial Technology

» 2021

Season: Made his first career start against Louisiana Tech (9/4).

Rankings: Run defense grade (89.7) is the FBS' No. 14 grade and the third-highest in the SEC per PFF.

Louisiana Tech (9/4): Recorded four tackles ... Posted State's top overall defensive grade (83.3) and top run defense grade (89.7) from PFF ... Run defense grade was the FBS' No. 14 grade and the third-highest in the SEC that week.

» 2021 GAME-BY-GAME

Tackles (Solo-Assisted-Total)
LOUISIANA TECH 2-2-4.

» YOUNG'S CAREER STATISTICS & GAME HIGHS

	UA-A	TK	FF	FR	I	PBU	SACK	TFL
2018	-	-	-	-	-	-	-	-
2019	2-3	5	-	-	-	-	-	1.0-2
2020	5-8	13	-	-	-	1	1.0-7	2.5-13
2021	2-2	4	-	-	-	-	-	-
CAREER	9-13	22	-	-	-	1	1.0-7	3.5-15

Tackles 4; vs. Louisiana Tech, 9/4/21
Tackles for Loss 1.0; Three Times: Last at Ole Miss, 11/28/20
Sacks 1.0; at Ole Miss, 11/28/20
Pass Breakups 1; at Georgia, 11/21/20

2021 ROSTERS

ALPHABETICAL ROSTER

No.	Name	Pos.
16	Jack Abraham	QB
91	Deonte Anderson	DE
88	Carson Banks	WR
92	Jevon Banks	DE
72	Canon Boone	OL
87	Bo Brooks	WR
3	Aaron Brule	LB
51	Reed Buys	OL
6	Jamire Calvin	WR
20	Kyle Cass	S
68	Gabe Cavazos Jr.	OL
5	Randy Charlton	DE
90	Armondous Cooley	DT
45	Ty Cooper	LB
41	Colby Cox	LS
28	Londyn Craft	S
67	Charles Cross	OL
94	Jaden Crumedy	DT
25	Brad Cumbest	WR
6	Jordan Davis	DE
37	Tucker Day	P
18	Janari Dean	S
17	Caleb Ducking	WR
19	Collin Duncan	S
42	Corey Ellington	S
1	Martin Emerson	CB
13	Emmanuel Forbes	CB
24	Christian Ford	WR
27	Esaias Furdge	CB
48	Scott Goodman	P
3	Daniel Greek	QB
0	Jalen Green	S
48	Eldric Griffin	S
5	Lideatrick Griffin	WR
54	Rodney Groce Jr.	LB
35	Landon Guidry	S
43	Hayes Hammond	LS
39	Jay Hampton	CB
46	William Hardrick	CB
21	Ketravion Hargrove	RB
81	Antonio Harmon	WR
15	Jack Harris	DE
82	Rufus Harvey	WR
4	Malik Heath	WR
52	Grant Jackson	OL
53	Nick Jarrett	LB
32	J.J. Jernighan	RB
36	Jay Jimison	S
23	Dillon Johnson	RB
44	Jett Johnson	LB
69	Kwatrivous Johnson	OL
70	Ramble Johnson	OL
58	Kameron Jones	OL
66	Nick Jones	OL
89	Brodie King	WR
4	Izuchukwu King Ani	DE
31	Teddy Knox	WR
13	Jack Kristofek	QB
78	Scott Lashley	OL
24	Dylan Lawrence	S
37	John Lewis	LB

NUMERICAL ROSTER

No.	Name	Pos.	Ht.	Wt.	Cl.	Exp.	Hometown (Previous School)
0	Jalen Green	S	6-1	200	Sr.	TR	Houston, Texas (Texas)
1	Martin Emerson	CB	6-2	200	Jr.	2L	Pensacola, Fla. (Pine Forest HS)
2	Will Rogers	QB	6-2	210	So.	1L	Brandon, Miss. (Brandon HS)
2	Tyrus Wheat	LB	6-2	265	Sr.	1L	Amite, La. (Copiah-Lincoln [Miss.] C.C.)
3	Aaron Brule	LB	6-1	230	R-Jr.	2L	New Orleans, La. (Archbishop Rummel HS)
3	Daniel Greek	QB	6-4	225	Fr.	HS	Argyle, Texas (Liberty Christian School)
4	Malik Heath	WR	6-3	220	Sr.	1L	Jackson, Miss. (Copiah-Lincoln [Miss.] C.C.)
4	Izuchukwu King Ani	DE	6-4	265	R-So.	SQ	Hendersonville, Tenn. (Davidson Academy)
5	Randy Charlton	DE	6-3	265	R-Jr.	TR	Goulds, Fla. (UCF)
5	Lideatrick Griffin	WR	5-10	180	So.	1L	Philadelphia, Miss. (Philadelphia HS)
6	Jamire Calvin	WR	5-10	160	Gr.	GTR	Pasadena, Calif. (Washington State)
6	Jordan Davis	DE	6-4	265	Sr.	1L	Memphis, Tenn. (Copiah-Lincoln [Miss.] C.C.)
7	Jo'quavious Marks	RB	5-10	205	So.	1L	Atlanta, Ga. (Carver HS)
8	Brandon Ruiz	K	5-10	180	R-Sr.	1L	Tempe, Ariz. (Arizona State)
9	Chance Lovertich	QB	5-11	190	Sr.	TR	Brandon, Miss. (South Alabama)
9	De'Monte Russell	DE	6-4	265	R-So.	SQ	Jackson, Miss. (Provine HS)
10	Makai Polk	WR	6-3	200	Jr.	TR	Richmond, Calif. (California)
11	Jaden Walley	WR	6-0	185	So.	1L	D'Iberville, Miss. (D'Iberville HS)
12	Shawn Preston Jr.	S	6-0	205	R-Jr.	2L	St. James, La. (St. James HS)
12	Sawyer Robertson	QB	6-4	210	Fr.	HS	Lubbock, Texas (Coronado HS)
13	Emmanuel Forbes	CB	6-0	180	So.	1L	Grenada, Miss. (Grenada HS)
13	Jack Kristofek	QB	6-4	200	R-So.	TR	Dallas, Texas (Sam Houston State)
14	Nathaniel Watson	LB	6-2	240	R-Jr.	2L	Maplesville, Ala. (Maplesville HS)
15	Jack Harris	DE	6-3	270	R-So.	1L	Sumrall, Miss. (Oak Grove HS)
15	Jake Weir	QB	6-2	205	Fr.	HS	Tupelo, Miss. (Tupelo HS)
16	Jack Abraham	QB	6-0	205	R-Sr.	GTR	Oxford, Miss. (Southern Miss)
16	DeShawn Page	LB	6-2	225	So.	JC	Knoxville, Tenn. (East Mississippi CC)
17	Caleb Ducking	WR	6-5	205	R-Jr.	RS	Rolling Fork, Miss. (Holmes [Miss.] C.C.)
17	Aaron Odom	DE	6-3	275	R-Sr.	2L	Jackson, Miss. (Callaway HS)
18	Janari Dean	S	5-11	195	R-Fr.	RS	Batesville, Miss. (South Panola HS)
19	Collin Duncan	S	6-0	205	Jr.	1L	Montgomery, Ala. (St. James School)
20	Kyle Cass	S	6-2	205	R-Jr.	RS	New Orleans, La. (Mississippi Delta C.C.)
20	Trip Wilson	WR	6-2	195	R-Fr.	RS	Tupelo, Miss. (Tupelo HS)
21	Ketravion Hargrove	RB	5-11	195	Fr.	HS	Ruston, La. (Ruston HS)
21	Jaylon Reed	CB	6-0	190	R-Jr.	SQ	Olive Branch, Miss. (Olive Branch HS)
22	Nathan Pickering	DT	6-4	300	Jr.	2L	Mount Olive, Miss. (Seminary HS)
22	Omni Wells	RB	5-10	200	R-Sr.	RS	Moss Point, Miss. (Mississippi Gulf Coast C.C.)
23	Dillon Johnson	RB	6-0	215	So.	1L	Greenville, Miss. (St. Joseph HS)
24	Christian Ford	WR	5-11	175	R-Jr.	SQ	Atlanta, Ga. (Iowa Central C.C.)
24	Dylan Lawrence	S	6-4	205	R-So.	SQ	George County, Miss. (George County HS)
25	Brad Cumbest	WR	6-5	240	R-Jr.	2L	Hurley, Miss. (East Central HS)
26	J.P. Purvis	LB	6-1	220	R-So.	1L	Pelahatchie, Miss. (Pelahatchie Attendance Center)
27	Esaias Furdge	CB	6-0	185	R-Jr.	1L	Clarksdale, Miss. (Clarksdale HS)
28	Londyn Craft	S	6-0	205	R-Sr.	1L	Rio Rancho, N.M. (IMG Academy)
29	C.J. Morgan	S	6-0	205	R-Sr.	3L	Bossier City, La. (Parkway HS)
30	Decameron Richardson	CB	6-2	195	So.	1L	Cullen, La. (Bossier HS)
31	Teddy Knox	WR	5-11	175	Fr.	HS	Baton Rouge, La. (The Woodlands (Texas) HS)
32	J.J. Jernighan	RB	5-11	215	R-Jr.	RS	Amory, Miss. (Copiah-Lincoln [Miss.] C.C.)
33	Simeon Price	RB	6-0	215	Fr.	HS	Pensacola, Fla. (West Florida HS)
34	Sherman Timbs	LB	6-2	265	R-Sr.	2L	Indianola, Miss. (Indianola Academy)
35	Landon Guidry	S	6-0	195	R-Sr.	3L	Spring Hill, Tenn. (Independence HS)
36	Jay Jimison	S	6-0	200	R-Sr.	1L	Forest, Miss. (Copiah-Lincoln [Miss.] C.C.)
37	Tucker Day	P	6-0	215	R-Sr.	3L	Brentwood, Tenn. (Brentwood HS)
37	John Lewis	LB	6-3	230	Fr.	HS	Canton, Miss. (Germantown HS)
38	Fred Peters	S	5-10	205	Sr.	2L	Columbia, Miss. (Jones [Miss.] College)
39	Jay Hampton	CB	6-2	175	Fr.	HS	Amory, Miss. (Amory HS)
40	Nic Mitchell	LB	6-2	230	Fr.	HS	Jacksonville, Fla. (Mandarin HS)
41	Colby Cox	LS	6-1	235	R-Fr.	RS	Woodstock, Ga. (Woodstock HS)
41	Cody Swanson	S	6-0	195	R-So.	SQ	Madison, Miss. (Madison-Ridgeland Academy)
42	Corey Ellington	S	6-3	185	Fr.	HS	Lexington, Miss. (Holmes County Central HS)
43	Hayes Hammond	LS	5-10	205	R-Fr.	RS	Tupelo, Miss. (Tupelo HS)
44	Jett Johnson	LB	6-2	235	R-Jr.	SQ	Tupelo, Miss. (Tupelo HS)
45	Ty Cooper	LB	6-4	240	Fr.	HS	Louisville, Miss. (Louisville HS)
46	William Hardrick	CB	6-1	160	Fr.	HS	Adamsville, Ala. (Minor HS)
47	Marshall Nichols	P	6-1	205	Fr.	HS	Atlanta, Ga. (Holy Innocents Episcopal School)

2021 ROSTERS

NUMERICAL ROSTER

No.	Name	Pos.	Ht.	Wt.	CL	Exp.	Hometown (Previous School)
47	Tre Phillips	CB	5-9	175	Fr.	HS	Olive Branch, Miss. (Olive Branch HS)
48	Scott Goodman	P	5-10	205	R-Jr.	3L	Brandon, Miss. (Brandon HS)
48	Eldric Griffin	S	6-0	195	Fr.	HS	Loganville, Ga. (Grayson HS)
49	Aidan Martin	K	6-1	205	R-Fr.	RS	Houston, Texas (Klein Cain HS)
50	Timar Rogers	LB	6-1	200	Fr.	HS	Deland, Fla. (Deland HS)
50	Britain Virden	OL	6-3	285	R-Fr.	RS	Greenville, Miss. (St. Joseph Catholic School)
51	Reed Buys	OL	6-4	300	R-So.	RS	Vicksburg, Miss. (Jones [Miss.] College)
52	Grant Jackson	OL	6-6	310	R-Fr.	RS	Brookhaven, Miss. (West Lincoln HS)
53	Nick Jarrett	LB	6-3	225	R-Jr.	SQ	Harvest, Ala. (Garden City [Kan.] CC)
54	Rodney Groce Jr.	LB	6-2	240	R-Fr.	RS	Pleasant Grove, Ala. (Pleasant Grove HS)
56	Rex Robich	LS	6-4	210	Fr.	HS	Palm Coast, Fla. (Matanzas HS)
56	Archer Trafford	P	6-2	240	R-So.	JC	Shreveport, La. (Air Force Prep)
57	Cole Smith	OL	6-3	305	R-Jr.	1L	Pontotoc, Miss. (LSU)
58	Kameron Jones	OL	6-5	305	R-Jr.	1L	Starkville, Miss. (Starkville HS)
60	William Ryland	OL	6-2	285	R-So.	SQ	Fairhope, Ala. (Fairhope HS)
63	LaQuinston Sharp	OL	6-3	300	Sr.	2L	Columbus, Miss. (East Mississippi C.C.)
65	JT Zakkak	OL	6-3	295	R-Fr.	RS	Gulfport, Miss. (Gulfport HS)
66	Nick Jones	OL	6-3	300	R-So.	JC	Byhalia, Miss. (East Mississippi CC)
67	Charles Cross	OL	6-5	310	R-So.	1L	Laurel, Miss. (Laurel HS)
68	Gabe Cavazos Jr.	OL	6-4	285	Fr.	HS	Lake Cormorant, Miss. (Lake Cormorant HS)
69	Kwatrivous Johnson	OL	6-7	320	R-Jr.	1L	Greenwood, Miss. (Greenwood HS)
70	Ramble Johnson	OL	6-4	290	R-Jr.	RS	Purvis, Miss. (Northwest Mississippi C.C.)
71	Jim Riley	OL	6-4	270	Fr.	HS	Juka, Miss. (Tishomingo County HS)
72	Canon Boone	OL	6-4	290	Fr.	HS	Kemah, Texas (Dickinson HS)
73	Max Ryan	OL	6-4	260	Fr.	HS	Key West, Fla. (Key West HS)
74	Carson Williams	OL	6-5	300	R-Jr.	JC	Forest, Miss. (Mississippi Gulf Coast CC)
75	Calvin McMillian	OL	6-5	300	R-Fr.	RS	Houston, Miss. (Houston HS)
76	Albert Reese IV	OL	6-7	315	Fr.	HS	Edmonton, Alberta (Clearwater [Fla.] Academy International)
77	Cordavien Suggs	OL	6-6	305	R-Sr.	1L	Jackson, Miss. (Duncan U. Fletcher [Fla.]
78	Scott Lashley	OL	6-7	315	R-Sr.	GTR	West Point, Miss. (Alabama)
81	Antonio Harmon	WR	6-3	210	Fr.	HS	Kosciusko, Miss. (Kosciusko HS)
82	Rufus Harvey	WR	5-10	170	R-Fr.	RS	Starkville, Miss. (Starkville HS)
83	Quinton Torbor	WR	6-1	195	R-So.	SQ	Destrehan, La. (Destrehan HS)
84	Rara Thomas	WR	6-2	200	Fr.	HS	Eufaula, Ala. (Eufaula HS)
85	Austin Williams	WR	6-3	200	R-Sr.	3L	Ocean Springs, Miss. (Ocean Springs HS)
86	Jacobi Moore	WR	6-2	200	Fr.	HS	Gulfport, Miss. (Harrison Central HS)
87	Bo Brooks	WR	6-1	185	R-Jr.	RS	Madison, Miss. (Copiah-Lincoln [Miss.] C.C.)
88	Carson Banks	WR	5-10	170	R-Jr.	SQ	Brandon, Miss. (Northeast Mississippi C.C.)
89	Brodie King	WR	5-10	190	R-Jr.	1L	Biloxi, Miss. (Jones [Miss.] College)
90	Armondous Cooley	DT	6-2	300	R-Fr.	RS	Shubuta, Miss. (Wayne County HS)
91	Deonte Anderson	DE	6-3	235	Fr.	HS	Fort Meade, Fla. (Fort Meade Senior HS)
91	Nolan McCord	K	6-0	170	R-Fr.	RS	Lilburn, Ga. (Parkview HS)
92	Jevon Banks	DE	6-2	300	R-Fr.	RS	Olive Branch, Miss. (Olive Branch HS)
93	Cameron Young	DT	6-3	310	R-Jr.	2L	Crosby, Miss. (Franklin County HS)
94	Jaden Crumedy	DT	6-5	310	R-Jr.	2L	Hattiesburg, Miss. (Oak Grove HS)
95	Matai Mata'afa	DL	6-1	220	Fr.	HS	Lahaina, Hawaii (Lahainaluna HS)
99	Tre'von Marshall	DE	6-4	260	Fr.	HS	McDonough, Ga. (Locust Grove HS)

ALPHABETICAL ROSTER

No.	Name	Pos.
9	Chance Lovertich	QB
7	Jo'quavious Marks	RB
99	Tre'von Marshall	DE
49	Aidan Martin	K
95	Matai Mata'afa	DL
91	Nolan McCord	K
75	Calvin McMillian	OL
40	Nic Mitchell	LB
86	Jacobi Moore	WR
29	C.J. Morgan	S
47	Marshall Nichols	P
17	Aaron Odom	DE
16	DeShawn Page	LB
38	Fred Peters	S
47	Tre Phillips	CB
22	Nathan Pickering	DT
10	Makai Polk	WR
12	Shawn Preston Jr.	S
33	Simeon Price	RB
26	J.P. Purvis	LB
21	Jaylon Reed	CB
76	Albert Reese IV	OL
30	Decamerion Richardson	CB
71	Jim Riley	OL
12	Sawyer Robertson	QB
56	Rex Robich	LS
50	Timar Rogers	LB
2	Will Rogers	QB
8	Brandon Ruiz	K
9	De'Monte Russell	DE
73	Max Ryan	OL
60	William Ryland	OL
63	LaQuinston Sharp	OL
57	Cole Smith	OL
77	Cordavien Suggs	OL
41	Cody Swanson	S
84	Rara Thomas	WR
34	Sherman Timbs	LB
83	Quinton Torbor	WR
56	Archer Trafford	P
50	Britain Virden	OL
11	Jaden Walley	WR
14	Nathaniel Watson	LB
15	Jake Weir	QB
22	Omni Wells	RB
2	Tyrus Wheat	LB
85	Austin Williams	WR
74	Carson Williams	OL
20	Trip Wilson	WR
93	Cameron Young	DT
65	JT Zakkak	OL

PRONUNCIATION GUIDE

2	Tyrus Wheat	TIE-russ
3	Aaron Brule	BREW-lay
4	Izchukwu King Ani	Iz-ooh-choo-kwoo
5	Lideatrick "Tulu" Griffin	TOO-loo
6	Jamire Calvin	JAH-meer
7	Jo'quavious Marks	jo-QUAY-vee-US
9	Chance Lovertich	LOVE-er-titch

9	De'Monte Russell	Duh-mahn-tay
10	Makai Polk	Muh-KY
13	Jack Kristofek	Chris-tuh-feck
18	Janari Dean	Juh-NAR-ee
21	Ketravion Hargrove	Kuh-TRAY-vion
27	Esaias Furdge	ee-SIGH-us
35	Landon Guidry	GID-ree

56	Rex Robich	Row-beach
69	Kwatrivous Johnson	Kwa-TRAY-vee-us
77	Cordavien Suggs	COR-day-vee-uhn
94	Jaden Crumedy	Crum-eh-DEE