

MISSISSIPPI STATE

FOOTBALL

BRANDON LANGLOIS | Associate Athletics Director/Communications | BLANGLOIS@ATHLETICS.MSSTATE.EDU

BRIAN OGDEN | Associate Director/Communications | BOGDEN@ATHLETICS.MSSTATE.EDU

SERIES HISTORY

Overall AU leads, 65-26-2*^
 In Starkville AU leads, 14-6-1
 In Auburn AU leads, 30-7
 Neutral Sites AU leads, 21-13-1
 Last Meeting AU won 24-10
 (12/12/2020 in Auburn, Ala.)

TELEVISION: ESPN

Play-by-Play Bob Wischusen
 Analyst Jordan Rodgers
 Reporter Kris Budden

RADIO: MSU SPORTS NETWORK

Play-by-Play Neil Price
 Analyst Matt Wyatt
 Reporter Jay Perry

ONLINE: HAILSTATE.COM

Visit HailState.com for previews, game recaps, feature stories, press conferences, video highlights, photo galleries, stats and more information. For all your game-day information, key policies and A-Z guide, visit HailState.com/Gameday.

MSU MEDIA PORTAL

Mississippi State has created an online portal for media members covering the Bulldogs' football program. To access the portal, visit hailst.at/FBMedia. To request login information, contact Brian Ogden (bogden@athletics.msstate.edu). The Football Press Box Page of HailState.com will include links to media guides, quick facts, game notes, box scores, recaps, team and staff headshots and other useful links.

SOCIAL MEDIA: #HAILSTATE

For more information on the Bulldogs, follow MSU football on Twitter, like them on Facebook and join them on Instagram by searching for "HailStateFB."

THE MATCHUP »



VS



MISSISSIPPI STATE BULLDOGS (5-4, 3-3 SEC)

Head Coach: Mike Leach (BYU '83)
 Career Record: 148-101 (20th Season)
 MSU Record: 9-11 (2nd Season)

NO. 17 AUBURN TIGERS (6-3, 3-2 SEC)

Head Coach: Bryan Harsin (Boise State '00)
 Career Record: 82-27 (9th Season)
 Arkansas Record: 6-3 (1st Season)

TALKING POINTS

► With a win on Saturday, **Mike Leach** will tie the school record set by Emory Bellard (4) for the most wins over AP-ranked opponents in road or neutral site games.

► A win would also be Leach's fifth over an AP-ranked team at MSU, making him the fastest to reach that mark (21 games) and moving him into sole possession of fourth on State's leaderboard of career AP wins.

► With a victory in Auburn, MSU will have defeated three AP-ranked opponents in the same season for the second time in school history, joining the 2014 team. That year, State won three ranked games in a row, culminating with a 38-23 victory over No. 2 Auburn that propelled the Bulldogs to their first No. 1 ranking in school history.

► MSU and Texas A&M are among five teams in the nation, and the only teams in the SEC, with two wins against teams in the current AP Top 25.

► State is one of 10 teams in the nation with at least two wins against the current CFP Top 25.

► Three of the top four receivers in the nation in percentage of targets caught are Bulldogs (WR **Austin Williams**, RB **Jo'quavious Marks** and RB **Dillon Johnson**).

► In the second year of the Air Raid, MSU has posted a 26.29-point increase in its passer rating from 2020 while increasing its completion percentage by eight points and throwing for nearly 80 additional yards per game.



WR Austin Williams boasts the No. 6 hands grade (90.6) in the FBS per PFF. He has caught 37 of his 41 targets (90.2 percent), which ranks second in the nation among players with at least 35 targets.

PROVEN WINNER

One of the most successful coaches in the history of college football, **Mike Leach's** 148 career wins are the second-most among active SEC coaches and fifth-most among active Power 5 coaches.

Coach	Wins
1. Nick Saban	264
2. Mike Leach	148
3. Jimbo Fisher	116
4. Dan Mullen	102
5. Bryan Harsin	82



2021 SCHEDULE AND RESULTS »

LOUISIANA TECH Sept. 4 ESPNU	NC STATE Sept. 11 ESPN2	Memphis Sept. 18 ESPN2	LSU Sept. 25 ESPN	15 Texas A&M Oct. 2 SEC Network	5 Alabama Oct. 16 ESPN	Vanderbilt Oct. 23 SEC Network	12 Kentucky [HC] Oct. 30 SEC Network	Arkansas Nov. 6 SEC Network	17 Auburn Nov. 13 11 a.m. CT	Tennessee State Nov. 20 11 a.m. CT	Ole Miss Nov. 25 6:30 p.m. CT
W, 35-34	W, 24-10	L, 29-31	L, 25-28	W, 26-22	L, 9-49	W, 45-6	W, 31-17	L, 28-31	ESPN	SECN+ / ESPN+	ESPN

QUICK FACTS »

BRANDON LANGLOIS

Associate AD/Communications
Office: (662) 325-0093
Cell: (601) 405-5650
Email: blanglois@athletics.msstate.edu

BRIAN OGDEN

Associate Director/Communications
Office: (662) 325-8040
Cell: (972) 977-7459
Email: bogden@athletics.msstate.edu

HEAD COACH MIKE LEACH

Alma Mater: BYU, 1983
Career Record: 148-101
Record at Mississippi State: 9-11
Record at Washington State: 55-47
Record at Texas Tech: 84-43

ASSISTANT COACHES**LOCATION**

Tony Hughes (Associate HC/Nickelbacks)	PB
Zach Arnett (Defensive Coordinator/Linebackers)	SL
Matt Brock (Special Teams/Outside Linebackers)	SL
Darcel McBath (Cornerbacks)	SL
Eric Mele (Running Backs)	SL
Mason Miller (Offensive Line)	SL
Dave Nichol (Inside Receivers)	SL
Jeff Phelps (Defensive Line)	PB
Steve Spurrier Jr. (Outside Receivers)	PB
Jason Washington (Safeties)	SL

TEAM HISTORY

First Year of Football: 1895
Current Season: 122nd
All-Time Overall Record: 570-596-39 (.489)
All-Time SEC Record: 205-382-13 (.353)
All-Time Bowl Record: 14-10 (.583)

STADIUM INFORMATION

Name: Davis Wade Stadium
Field Name: Scott Field
Capacity: 61,337
Surface: Hybrid Bermuda Grass (Certified Tifway 419)
Constructed: 1914

UNIVERSITY INFORMATION

Location: Starkville, Miss.
Founded: February 28, 1878
Enrollment: 22,986
Colors: Maroon (PMS 202) and White
President: Dr. Mark Keenum
Athletics Director: John Cohen

TALKING POINTS CONTINUED

► QB **Will Rogers** has thrown for at least 300 yards in seven straight games while averaging 377.8 yards in that span with 18 touchdowns while completing 75.2 percent of his passes (291-of-387).

► Rogers is the NCAA active career leader in completions per game (33.4) and completion percentage (72.6), and he ranks fifth among active players in total offense per game for his career (287.5).

► MSU enters the Auburn game needing just six completions to break the single-season record. State has completed 368 passes this fall, trailing only last year's 373.

► WR **Makai Polk** (71) and RB **Jo'quavious Marks** (64) have cracked MSU's top five for single-season receptions. The duo gives State two 50-catch players in the same year for just the fourth time in program history.

► Marks leads all FBS running backs in receptions this year and is tied for 11th overall. He has 124 career receptions, which is seventh in MSU history and holds the MSU career record for receptions by a running back.

► WR **Austin Williams** posted a career-high 72 receiving yards at Arkansas (Nov. 6) while all four receptions went for first downs. He has recorded a career-high 400 receiving yards this season.

► WR **Rara Thomas** turned in his first career multi-touchdown game against the Razorbacks with a career-high 63 yards and a career-long 37-yard reception. He has now caught a touchdown pass in three straight contests.

► Mississippi State is the only school in the nation with multiple players who have made 60-plus receptions this season and one of five with multiple 50-catch receivers. MSU is one of four teams (Maryland, Troy, Tulane) with 10 players with 10-plus catches.

► Freshmen and sophomores have scored 27 of State's 32 touchdowns. When including QB Will Rogers' passing scores, underclassmen have been responsible for 50 touchdowns.

► The Bulldogs lead the nation in yards after catch in 2021 (1,834) and have the highest YAC/game total (203.8).

► MSU leads the SEC lead and is tied for fifth in the nation in total plays against, allowing opponents just 526 snaps this season. State has allowed just 136 first downs this year, which is second in the SEC and sixth in the nation.

► State is the only team with four players in the SEC's top 25 in reception percentage allowed among safeties and corners with at least 200 coverage snaps. The Bulldogs' 10 interceptions rank fourth in the SEC and 23rd nationally.

► CB **Emmanuel Forbes** is the SEC's active career leader in interceptions (8) and is tied for the FBS lead since the start of the 2020 season. Forbes is fourth in the FBS in career interception return yards (216) and the SEC's active leader in defensive touchdowns (3), which ranks second nationally.

YEAR 2 OF LEACH ERA BEGINS

► **Mike Leach** was hired as the 34th head coach in program history on Jan. 9, 2020. He previously spent eight seasons at Washington State where he was twice named Pac-12 Coach of the Year. In 2018, he was tabbed the AFCA National Coach of the Year for the second time in his career. Prior to his stint with the Cougars, Leach took Texas Tech to a bowl game in 10 consecutive seasons, setting a program record with 84 victories in his tenure.

► **Mike Leach** is the only active Power Five head coach to produce an 11-win season at two different programs since 2008 and one of two active FBS head coaches to win 50-plus games at multiple Power Five programs. He currently, ranks fourth among active Power 5 head coaches in career wins (148).

MISSISSIPPI STATE'S RECORD »

WHEN PLAYING IN 2021 LEACH STREAK

August	0-0	0-0	W2
September	2-2	3-2	L2
October	3-1	3-5	W1
November	0-1	1-3	L3
December-January	0-0	2-1	W2

IN SEC PLAY

at home	1-2	3-5	W1
on the road	2-1	3-5	L1

VS RANKED OPPONENTS

overall	2-1	4-4	W1
at home	1-1	1-2	W1
on the road	1-0	2-2	W1
neutral	0-0	1-0	W1
vs. Top 10	0-1	1-2	L2

IN GAMES

decided by 7 pts or less	2-3	4-6	L1
decided by 3 pts or less	1-3	2-3	L3
Road during the day	1-2	2-3	L1
Road at night	1-0	1-3	W1
Home during the day	1-1	3-2	L1
Home at night	2-1	2-3	W1

WHEN SCORING

less than 21 points	0-1	0-6	L16
21 or more points	5-3	9-5	L1
24 or more points	5-3	9-5	L1
30 or more points	3-0	5-0	W7

WHEN ALLOWING

less than 21 points	3-0	4-0	W6
21 or more points	2-4	5-11	L2
24 or more points	1-4	4-10	L3
30 or more points	1-3	3-6	L3

WHEN SCORING

MSU scores first	4-0	7-1	W5
Opponent scores first	1-4	2-10	L1

WHEN LEADING

after the 1st qtr	4-0	8-1	W5
at halftime	4-1	8-1	W3
after the 3rd qtr	4-1	8-1	W3

WHEN TRAILING

after the 1st qtr	1-4	1-7	L1
at halftime	1-3	1-9	L3
after the 3rd qtr	1-3	1-9	L3

WITH

less than 300 yards	0-1	2-4	L1
400+ yards total offense	4-3	6-5	L1
500+ yards total offense	1-0	2-0	W7
600+ yards total offense	0-0	1-0	W7
less than 100 yards rush	5-3	7-10	L1
100+ yards rushing	0-1	2-1	L1
250+ yards passing	5-4	7-8	L1
300+ yards passing	4-4	5-7	L1
400+ yards passing	2-2	3-3	L1

THE AIR RAID IN YEAR 2

► In Mike Leach's first two coaching stops, the Air Raid offense has made significant strides from Year 1 to Year 2. The Bulldogs have already made bigger jumps than Washington State and Texas Tech in yards per game, passer rating and completion percentage just nine games into the season.

MSU	COMP.	ATT.	PCT.	YDS	TD	INT	RTG.	YDS./GM.
2020	373	557	.670	3259	17	18	119.72	296.3
2021	368	490	.751	3384	24	8	146.01	376.0
Y1 » Y2	-5	-67	+.081	+125	+7	-10	+26.29	+79.7

WSU	COMP.	ATT.	PCT.	YDS	TD	INT	RTG.	YDS./GM.
2012	363	624	.582	3965	23	21	116.97	330.4
2013	470	756	.622	4784	36	24	124.69	368.0
Y1 » Y2	+107	+132	+.040	+819	+13	+3	+7.72	+37.6

TTU	COMP.	ATT.	PCT.	YDS	TD	INT	RTG.	YDS./GM.
2000	373	614	.607	3554	21	18	114.79	295.7
2001	391	570	.686	3710	27	11	135.04	337.3
Y1 » Y2	+18	-44	+.079	+156	+6	-7	+20.25	+41.6

EYEING THE RECORD BOOK

► Mike Leach's Air Raid offense has broken records at every school he's coached at over a 30-plus-year career. In just 22 games as the offensive coordinator at Kentucky, his offense broke 116 school records. Under his guidance, Washington State set or tied 42 school, Pac-12 or NCAA records in 2014 alone. 21 MSU passing and receiving records were broken by the Bulldogs in Leach's first year.

MSU OFFENSIVE RECORDS BROKEN IN 2020

Team Game	Previous	Game	2020 Record
Passing Attempts	54	LSU, 2015	70, at Kentucky
Completions	38	at Arkansas, 2015	45, at Ole Miss; at Kentucky^
Comp. Pct. (30 att.)	.744 (29-39)	Florida State, 1968	.788 (41-52), at Georgia^
Passing Yards	508	at Arkansas, 2015	623, at LSU

Individual Game	Previous	Game	2020 Record
Total Offense	554, Dak Prescott	at Arkansas, 2015	585, K.J. Costello, at LSU
Passing Attempts	53, Joe Reed	at LSU, 1970	61, Will Rogers, at Ole Miss^
Completions	38, Dak Prescott	at Arkansas, 2015	45, Will Rogers, at Ole Miss^
Consecutive Comp.	11, Garrett Shrader	Kentucky, 2019	12, K.J. Costello, Arkansas^
Comp. Pct. (15 att.)	.813, John Bond	at Tulane, 1982	.833, Will Rogers, Texas A&M^
Comp. Pct. (25 att.)	.766, Dak Prescott	Texas A&M, 2014	.788, Will Rogers, at Georgia^
Passing Yards	508, Dak Prescott	at Arkansas, 2015	623, K.J. Costello, at LSU
Freshman Rcv. Yds.	148, Mardye McDole	at Auburn, 1977	176, Jaden Walley, at Ole Miss
Freshman Pass Yds.	421, Wesley Carroll	vs. Arkansas, 2007	440, Will Rogers, at Ole Miss

Team Season	Previous	Year	2020 Record
Passing Attempts	500	2015	557
Completions	331	2015	373
Comp. Pct. (30 att.)	.662	2015	.700 (327-of-557)^
100-yd Rcv. Games	7 times	2015	7 times

Individual Season	Previous	Year	2020 Record
Completion Pct.	.662, Dak Prescott	2015	.691 (239-of-346), Will Rogers^
Receptions by RB	37, Justin Griffith	1999	60, Joquavious Marks
Receptions by Fr.	37, Justin Griffith	1999	60, Joquavious Marks
Receiving Yds. by Fr.	510, Mardye McDole	1977	718, Jaden Walley

^ Record already tied or broken in 2021

BULLDOGS IN THE NFL »

NAME	MSU	TEAM	YR.	POS.
Johnathan Abram*	2017-18	Las Vegas	3	S
Denico Autry*	2012-13	Tennessee	8	DE
Shaq Calhoun+	2014-18	Denver	2	OG
Logan Cooke	2014-17	Jacksonville	4	P
Fletcher Cox*^	2009-11	Philadelphia	10	DT
Cameron Dantzler*	2016-19	Minnesota	2	CB
Greg Eiland+	2016-20	Seattle	R	OT
Willie Gay Jr.*	2017-19	Kansas City	2	LB
J.T. Gray	2014-17	New Orleans	4	DB
Farrod Green+	2015-19	Indianapolis	1	TE
Gerri Green+	2017-18	Las Vegas	1	DE
Kylin Hill (IR)	2017-20	Green Bay	R	RB
Gabe Jackson*	2009-13	Seattle	8	OG
Elgton Jenkins*^	2014-18	Green Bay	3	OG
Chris Jones*^	2013-15	Kansas City	6	DT
Bernardrick McKinney	2011-14	NY Giants	7	LB
Pernell McPhee*	2009-10	Baltimore	11	LB
Osirus Mitchell+	2016-20	Dallas	R	WR
Dareuan Parker+	2017-20	Chicago	R	OG
Tyre Phillips*	2017-19	Baltimore	2	OT
Dak Prescott	2011-15	Dallas	6	QB
Will Redmond (IR)	2012-15	Green Bay	6	S
Chauncey Rivers (IR)	2017-19	Baltimore	1	LB
Jeffery Simmons*	2016-18	Tennessee	3	DL
Darius Slay*	2011-12	Philadelphia	9	CB
Preston Smith*	2011-14	Green Bay	7	LB
Marquiss Spencer+	2016-20	Denver	R	DE
Montez Sweat*	2017-18	Washington	3	DE
Darryl Williams+	2015-19	Kansas City	1	OL
K.J. Wright*	2007-10	Las Vegas	11	LB
Isaiah Zuber+	2019	San Francisco	1	WR

* - 2020 Regular Starter (50 percent of games)

^ - 2020 Pro Bowl Selection

+ - Practice Squad

50 BURGER

► With its 51-32 victory against Missouri on Dec. 19, 2020, Mississippi State has now scored 50+ points in at least one game in 10 consecutive seasons. The 51 points were MSU's most in a game since the Bulldogs' 54-24 victory at Arkansas on Nov. 2, 2019.

► State has put up 50+ points five times since 2018, with three of those games coming against SEC opponents. MSU has scored 50+ points 18 times over the last 15 seasons and is 18-0 in those games.

RECORD RALLIES

► **Mike Leach** has led record-setting comebacks at Texas Tech, Washington State and now Mississippi State.

► Leach's Texas Tech team overcame a 31-point deficit in the 2006 Insight Bowl, which is tied for the largest comeback in a bowl game in FBS history.

► WR **Jamire Calvin** played in the record-setting comebacks under Leach at both Mississippi State and Washington State.

SCHOOL-RECORD COMEBACK VICTORIES UNDER MIKE LEACH

School	Opponent (Date)	Deficit	Score	Time	Final
Mississippi State	Louisiana Tech (9-4-2021)	20	14-34	13:11 (4th)	35-34
Washington State	Boise State (9-10-2017)	21	10-31	10:53 (4th)	47-44 (3 OT)
Texas Tech	vs. Minnesota (12-29-2006)	31	7-38	7:47 (3rd)	44-41 (OT)

RANKED ROAD RECORDS

► **Mike Leach** has already defeated three AP-ranked opponents in road or neutral site contests with wins at then-No. 6 LSU (Sept. 26, 2020), vs. then-No. 22 Tulsa (Dec. 31, 2020) and at then-No. 15 Texas A&M (Oct. 2, 2021). He has since added a fourth at home in the win against then-No. 12 Kentucky (Oct. 30, 2021).

► Leach's four total ranked wins are the most of any Bulldog head coach in his first 19 games and his three away from Starkville are tied for second by an MSU head coach in program history.

► Leach is tied for third in the nation since 2020 in wins over AP Top 15 opponents (3).

MSU RECORD BOOK: COACHES' AP-RANKED WINS

Rank	Head Coach	Total	Rank	Head Coach	Road/Neutral
1.	Dan Mullen	9	1.	Emory Bellard	4
	Jackie Sherril	9	2.	Mike Leach	3
3.	Emory Bellard	7		Allyn McKeen	3
4.	Mike Leach	4	4.	Rocky Felker	2
	Sylvester Croom	4		Dan Mullen	2
	Allyn McKeen	4			

CHUNK PLAYS

► The Bulldogs lead the SEC and are seventh nationally with 126 passes of 10 or more yards this year. 38 of those have gone for 20 yards or more, which is second in the league.

► Defensively, MSU has allowed just 93 plays to go for more than 10 yards this season, which ranks second in the SEC and is tied for 10th in the FBS. That includes just 30 runs of 10 or more yards this season, which is third in the SEC.

GRADUATES ON ROSTER »

- Jack Abraham (R-Sr., QB)
- Jamire Calvin (Gr., WR)
- Tucker Day (R-Sr., P)
- Landon Guidry (R-Sr., S)
- Scott Lashley (R-Sr., OL)
- C.J. Morgan (R-Sr., S)
- Fred Peters (Sr., S)
- Jaylon Reed (R-Jr., CB)
- Brandon Ruiz (R-Sr., K)
- LaQuinston Sharp (Sr., OL)
- Sherman Timbs (R-Sr., LB)
- Austin Williams (R-Sr., WR)

TOP GAMES »

400-YARD PASSING GAMES

QB Will Rogers, So.
419, at Memphis
417, at Arkansas
408, at Texas A&M

300-YARD PASSING GAMES

QB Will Rogers, So.
384, at Vanderbilt
371, LSU
370, Louisiana Tech
344, Kentucky
300, Alabama

100-YARD RECEIVING GAMES

WR Makai Polk, Jr.
136, Louisiana Tech
126, at Texas A&M
117, at Arkansas

150-YARD ALL-PURPOSE GAMES

WR Lideatrick Griffin, So.
173, Louisiana Tech

RB Jo'quavious Marks, So.
159, at Arkansas

WEEKLY AWARDS »

OL Charles Cross, So.
SEC Offensive Lineman of the Week (Weeks 2, 8)

QB Will Rogers, So.
Manning Award Stars of the Week (Weeks 1, 5)
Davey O'Brien Great 8 (Weeks 5, 8)
SEC Offensive Player of the Week (Weeks 5, 9)
Manning Award Watch List
Dave O'Brien Award Class of 2021

OL LaQuinston Sharp, Sr.
SEC Offensive Lineman of the Week (Weeks 9)

WR Rara Thomas, Fr.
SEC Freshman of the Week (Week 8)

2021 STAT LEADERS »

Points Scored.....	RB Jo'quavious Marks (42)
Touchdowns.....	RB Jo'quavious Marks (7)
Rushing Yards.....	RB Jo'quavious Marks (292)
Rushing Touchdowns.....	RB Jo'quavious Marks (4)
Receiving Yards.....	WR Makai Polk (720)
Receiving TD.....	WR Makai Polk (6)
Passing Yards.....	QB Will Rogers (3,307)
Passing TD.....	QB Will Rogers (23)
Tackles.....	LB Jett Johnson (64)
Tackles For Loss.....	LB Aaron Brule (5.5)
Sacks.....	LB Tyrus Wheat (4.0)
Interceptions.....	DB Emmanuel Forbes (3)

LEADING THE NATION

FBS STATISTICAL LEADERS (TOP 35)

Player	Statistic	Value	FBS	SEC
DB Emmanuel Forbes	Interceptions/Game	0.3	20	3
	Total Interceptions	3	16	3
WR Lideatrick Griffin	Kick Return Touchdowns	1	7	2
RB Jo'quavious Marks	Receptions/Game	7.1	13	3
WR Makai Polk	Receiving Touchdowns	6	34	4
	Receiving Yards	720	31	4
	Receiving Yards/Game	80.0	35	5
	Receptions/Game	7.9	8	1
QB Will Rogers	Completion Pct.	.752	1	1
	Completions/Game	40.33	1	1
	Passing Touchdowns	23	11	2
	Passing Yards	3,307	3	1
	Passing Yards/Game	367.4	3	1
	Points Responsible For	140	18	4
	Total Offense/Game	360.0	4	1

MAKING THE GRADES

- State has the FBS' No. 6 pass blocking grade (80.1) as a team per PFF and the country's No. 10 passing grade (87.3).
- **QB Will Rogers** leads the SEC and is tied for ninth in the FBS with 22 "Big Time Throws," which PFF defines as a pass with excellent ball location and timing, generally thrown further down the field and/or into a tighter window.
- **LT Charles Cross** ranks third among SEC linemen in overall offensive grade (85.6) and run blocking grade (87.6) and is fourth in pass blocking grade (83.4).
- **RG Cole Smith** posted the SEC's fourth-highest pass blocking grade (87.5) among linemen in Week 10 at Arkansas and his season grade of 84.6 ranks third.
- **LB Nathaniel Watson** is tied for third in the FBS with a 90.6 tackling grade, which is second nationally among linebackers and leads all SEC players.
- **RB Jo'quavious Marks** leads all FBS running backs in hands/drop grade (90.6), which ranks sixth overall, and his 90.2 receiving grade is second among running backs.
- **WR Austin Williams** boasts the No. 6 hands grade (90.6) in the FBS per PFF. He has caught 37 of his 41 targets (90.2 percent), which ranks second in the nation among players with at least 35 targets.

- **CB Emmanuel Forbes** is third among SEC corner backs and No. 13 overall in the conference in run defense grade (82.4).
- **S Jalen Green** has allowed receptions on 46.2 percent of his targets, which ranks seventh in the SEC among players with at least 200 coverage snaps.

YOUTH MOVEMENT

- Mississippi State is one of the most inexperienced teams in the SEC. Only three Bulldogs have started 20 or more games in their careers, **DT Jaden Crumedy** (27), **CB Martin Emerson** (25) and **WR Austin Williams** (23), which is the fewest total in the SEC.
- Freshmen and sophomores have scored 27 of State's 32 touchdowns. When including **QB Will Rogers'** passing scores, underclassmen have been responsible for 50 touchdowns.

► True freshmen were responsible for 76 percent of the Bulldogs' touchdowns (22 of 29) in 2020, scoring 14 in 2020. Freshmen scored all of State's touchdowns at Georgia (Nov. 28 - 3) and vs. Tulsa (Dec. 31 - 4).

► 25 Bulldogs have made their MSU debuts in 2021 (WR **Jamire Calvin**, S **Kyle Cass**, DE **Randy Charlton**, LB **Ty Cooper**, LS **Colby Cox**, S **Janari Dean**, WR **Caleb Ducking**, S **Corey Ellington**, WR **Christian Ford**, S **Jalen Green**, LS **Hayes Hammond**, RB **Ke'Travion Hargrove**, WR **Rufus Harvey**, RB **J.J. Jernighan**, OL **Nick Jones**, DE **Izuchukwu King Ani**, LB **John Lewis**, QB **Chance Lovertich**, K **Nolan McCord**, LB **DeShawn Page**, WR **Makai Polk**, RB **Simeon Price**, WR **Rara Thomas**, P **Archer Trafford** and WR **Trip Wilson**).

ON THE LINE

► MSU's offensive line has shuffled this year, with almost every lineman playing a new position.

► LT **Charles Cross** is the only lineman returning to the same position he played previously. He played 738 snaps at left tackle last year and has already played 708 snaps there this year.

► Not including Cross, the remaining four regular starting linemen entered 2021 with a combined total of 53 snaps played at their current positions.

► The starting five on the O-line have played a total of 3,331 snaps this year after playing a total of 2,289 snaps across all positions in their careers prior to this season.

► State's offensive line has been much improved in the second year of the Air Raid as the Bulldogs have posted the nation's No. 6 pass blocking grade per PFF and allowed the fourth-fewest number of tackles for loss (42.0) in the SEC this season.

► The Bulldogs' 91.8 pass blocking efficiency rating from PFF is tied for No. 15 in the nation and is third in the SEC.

► Cross and C **LaQuinston Sharp** have combined to win three SEC Offensive Lineman of the Week awards in eight games. MSU is tied with Texas A&M and Kentucky for the most weekly conference offensive line honors this season.

REGULAR OFFENSIVE LINE STARTERS SNAP COUNTS

Pos.	Name	2021	Prior At Position	Prior Career
LT	Charles Cross	708	738	738
LG	Kameron Jones	681	0	416
C	LaQuinston Sharp	717	1	697
RG	Kwatrivous Johnson	539	0	247
RT	Scott Lashley	686	52*	191
	TOTAL	3,331	791	2,289

*at Alabama | Cole Smith has started two games at right guard and has now played 178 career snaps at the position after entering the year with zero.

SEC OFFENSIVE LINES COMBINED CAREER STARTS

Rank	School	Starts	Rank	School	Starts
1.	Arkansas	150	8.	Tennessee	110
2.	Vanderbilt	143	9.	Ole Miss	104
3.	LSU	133	10.	Kentucky	102
4.	Auburn	129	11.	Alabama	94
	Florida	129	12.	Mississippi St.	82
7.	Missouri	128	13.	Texas A&M	80
6.	South Carolina	124	14.	Georgia	78

NEW AIR

► There have been 13 games of 400-plus passing yards in Mississippi State history. Six of those performances occurred in the first 20 games of the **Mike Leach** era.

► MSU had thrown for 400-plus yards just five total times in the previous 312 games prior to Leach's arrival in Starkville.

► The Bulldogs lead the nation with four 400-yard passing games and are the only SEC team and one of 13 schools nationally with multiple such games in 2021. State is one of four teams with eight 300-yard passing games.

► State's most recent 400-plus passing yard performance came at Arkansas on Nov. 6, 2021. QB **Will Rogers** completed 36 of 48 passes for 417 yards and four touchdowns in that game.

► Rogers is the second Bulldog quarterback to ever record a 3,000-yard passing season, joining Dak Prescott (2015 and 2014). He is the 10th different passer that Leach has coached to the 3,000-yard mark.

MSU RECORD BOOK: 400-YARD PASSING GAMES

Yds	Opponent	Date	Stats
623	at LSU	9-26-2020	36-of-60, 5TD
508	at Arkansas	11-21-2015	38-of-51, 5TD
466	Tulane	10-22-1994	21-of-30, 4TD
461	at Vanderbilt	10-23-2021	46-of-64, 5TD
456	vs. Alabama (Birmingham)	11-4-1978	31-of-53, 1TD
453	vs. Georgia Tech (Miami)	12-31-2014	33-of-51, 5TD
440	at Ole Miss	11-28-2020	45-of-62, 3TD
421	at Arkansas (Little Rock)	11-17-2007	29-of-51, 4TD
419	at Memphis	9-18-2021	50-of-67, 3TD
417	at Arkansas	11-6-2021	36-of-48, 4TD
417	Samford	10-29-2016	20-of-35, 5TD
408	at Texas A&M	10-2-2021	46-of-59, 3TD
405	at Florida	10-2-1993	24-of-44, 2TD

AIRING IT OUT

► QB **Will Rogers** completed a school-record and SEC-record 50 passes at Memphis (Sept. 18) and completed 47 against LSU (Sept. 25), which ranks second in SEC history. Rogers holds seven of the top eight single-game marks in program history, including each of the top four.

► Rogers became the 12th passer nationwide with 50 completions in a game since 2000, and **Mike Leach** has coached five of the 12. The 50 completions at Memphis are tied for the sixth-most by any team under **Mike Leach** in his 20-year career.

► MSU passed for 461 yards at Vanderbilt (Oct. 23), which ranks fourth in program history and is the second-highest Bulldog total under Leach.

► MSU surpassed the 1,000 yards passing milestone after just three games, which is tied with the 2020 season for the fewest games needed to reach 1,000 yards through the air in school history.

► State completed 215 passes in just five games, the fewest number of games needed to reach the 200-completion mark in program history. The 2021 team's 368 completions trail only last year's 373 for the MSU single-season record.

- State's 67 passing attempts against the Tigers trail only its 70 attempts at Kentucky last year and LSU's 69 attempts against Auburn in 1999 for the most in a single game in SEC history.

MSU RECORD BOOK: SINGLE-GAME COMPLETIONS

Rank	Comp.	Name	Opponent	Date
1.	50	Will Rogers	at Memphis	9-18-2021
2.	47	Will Rogers	LSU	9-25-2021
3.	46	Will Rogers	at Texas A&M	10-2-2021
4.	45	Will Rogers	at Ole Miss	11-28-2020
5.	43	K.J. Costello	Arkansas	10-3-2020

ROGERS ON A ROLL

- QB **Will Rogers** has thrown for at least 300 yards in seven straight games while averaging 377.8 yards in that span with 18 touchdowns while completing 75.2 percent of his passes (291-of-387).
- Has tossed a touchdown in 14 of his last 15 games with 31 scores in that span. Since 2020, Rogers has tossed multiple touchdowns in nine different games, which is tied for second among active SEC quarterbacks.
- Is the only QB in the SEC with 400 or more passing yards and multiple touchdowns in the same game, and he's done so three times. He is one of five players nationally with three such games.
- Has connected with 14 different receivers this season and thrown touchdown passes to seven of them.

RECORDS FOR ROGERS

- QB **Will Rogers** has broken the school record for completions in a season with 363 this year, surpassing Dak Prescott's 316 in 2015. He has 602 career completions, which is second in MSU history, trailing Prescott's 734 (2012-15).
- Against No. 12 Kentucky, Rogers broke MSU and SEC records for completion percentage with a 92.3 percent mark. The previous MSU record (min. 35 att.) was his 83.0 percent mark in the season opener against Louisiana Tech (Sept. 4). The previous SEC mark (min. 30 comp.) was 91.2 percent by Josh Dobbs (Tennessee) vs. Vanderbilt (2016).
- Currently MSU's career leader in completion percentage: 72.6 percent (602-of-829). Career No. 2: 64.1 percent by K.J. Costello (134-of-209; 2020) Career No. 3: 62.8 percent by Dak Prescott (734-of-1169; 2012-15).
- Broke his own MSU single-game record for consecutive completions twice against No. 12 Kentucky (Oct. 30) with two streaks of 15 completions. Previous: 14 at Vanderbilt (Oct. 23, 2021) and 12 vs. Louisiana Tech (Sept. 4, 2021).
- Broke his own MSU single-game-record with 50 completions at Memphis, which stands as the SEC record (Previous MSU: 45 by Rogers, at Ole Miss, 2020; Previous SEC: 47 by Tim Couch, Kentucky, vs. Arkansas, 1998).
- Riding a nine-game streak with 30 or more completions.
- Now boasts 10 career 300-yard passing games, which is and MSU career record (Previous: 9 by Dak Prescott, 2012-15) and 13 career 30-completion games, also an MSU record (Previous: 5 by Dak Prescott, 2012-15).

EARLY RETURNS ON ROGERS

- Through just 18 games and 15 starts, QB **Will Rogers** has moved to the top of State's career leaderboard in total offense. His 287.5 yards per game (5,175 total yards) currently leads all Bulldogs.
- Bulldog legend Dak Prescott held the record previously, averaging 242.8 yards per game of total offense (11,897 yards in 49 games), but Prescott recorded more than half of his career yardage in his senior season. With his senior year removed, Prescott averaged 155.1 yards per game (5,583 yards in 36 games).
- In 14 career starts, Rogers has thrown just 11 interceptions despite having 759 passing attempts (1.4 percent).

MSU RECORD BOOK: ROGERS' RANKS SO FAR

Statistic	2021	Season Rank	Career	Career Rank
300-yard passing games	8	1st	10	1st
200-yard passing games	9	3rd	14	2nd
Completions	363	1st	602	2nd
Passing yards	3,307	3rd	5,283	6th
Passing touchdowns	23	4th	34	5th

TRUE FRESHMAN STARTING AT QB

- Prior to QB **Will Rogers** in 2020, head coach **Mike Leach** had never started a true freshman at quarterback during his coaching career. Rogers became just the seventh true freshman to start at quarterback for the Bulldogs since the NCAA began allowing freshmen to compete in 1972.
- Rogers threw for 226 yards, the most by a Bulldog true freshman in his first career start. He joined Todd Jordan as the only MSU true freshman quarterbacks to throw a touchdown in their first career start. He completed 35 passes, the most by a freshman in school history.
- MSU won all seven games when a true freshman quarterback made his first career start with four of those victories coming against SEC opponents. Below is a look at how all seven true freshmen passers fared in their first career start:

Player	Opponent (Year)	Cmp-Att-Int	Yds	TD	Lg
Will Rogers	Vanderbilt (2020)	35-46-0	226	1	17
Garrett Shrader	Kentucky (2019)	17-22-1	180	0	25
Keytaon Thompson	Louisville (2017)	11-20-1	127	0	29
Damian Williams	Ole Miss (2013)	8-18-1	82	0	20
Wesley Carroll	Gardner-Webb (2007)	4-8-0	42	0	18
Todd Jordan	Tulane (1989)	9-18-1	105	1	32
John Bond	Vanderbilt (1980)	6-15-0	72	0	--

BULLDOGS' YAC ATTACK

- The Bulldogs lead the nation in yards after catch in 2021.
- Three players are averaging more than 6.5 yards after the catch this season: RB **Jo'quavious Marks** (7.2), RB **Dillon Johnson** (7.0) and WR **Lideatrick Griffin** (6.7).
- Mississippi State was one of eight Power Five teams in the nation with more than 1,500 yards after catch in 2020. The Bulldogs ranked second in the SEC in yards after catch and third nationally.

MSU YARDS AFTER CATCH BY GAME

Date	Opponent	Rec.	Yds.	YAC	Pct.
Sept. 4	LOUISIANA TECH	39	370	228	61.6
Sept. 11	NC STATE	33	294	152	51.7
Sept. 18	at Memphis	50	419	201	48.0
Sept. 25	LSU	47	371	291	78.4
Oct. 2	at No. 15 Texas A&M	46	408	252	61.8
Oct. 16	No. 5 Alabama	35	300	127	42.3
Oct. 23	at Vanderbilt	46	461	249	54.0
Oct. 30	No. 12 Kentucky	36	344	224	65.1
Nov. 6	at Arkansas	36	417	173	41.5
	TOTAL	368	3,384	1,897	56.1

POWER 5 LEADERS IN YARDS AFTER CATCH PER PFF

Rank	School	YAC	GP	YAC/G
1.	Mississippi State	1,834	9	203.8
2.	Maryland	1,735	9	192.8
3.	Alabama	1,632	9	181.3
4.	Purdue	1,541	9	171.2
5.	Ole Miss	1,457	9	161.9

SPREADING THE LOVE

► Mississippi State is the only school in the nation with multiple players who have made 60-plus receptions this season (WR **Makai Polk**, 71 and RB **Jo'quavious Marks**, 64) and one of five with multiple 50-catch receivers.

► MSU is one of four teams (Maryland, Troy, Tulane) with 10 players with 10-plus catches.

► Polk and Marks give State two 50-catch players in the same year for the fourth time in program history (2020 - Marks and Jaden Walley, 2015 - Fred Ross and De'Runnya Wilson, 1969 - Sammy Milner and David Smith).

► The Bulldogs are on the cusp of having multiple 500-yard receivers for just the seventh time on record (since 1961). Polk already has 720 yards, while WR **Jaden Walley** (436) and WR **Austin Williams** (400) have reached the 400-yard mark.

MSU RECORD BOOK: 500-YARD RECEIVER PAIRS (SINCE 1961)

Year	Leading Receiver	Yds.	Second Receiver	Yds.
2020	Jaden Walley	718	Osirus Mitchell	505
2016	Fred Ross	917	Donald Gray	709
2015	Fred Ross	1,007	De'Runnya Wilson	918
2012	Chad Bumphis	922	Chris Smith	564
2002	Terrell Grindle	608	Ray Ray Bivines	511

RELIABLE RECEIVERS

► Five Bulldogs boast streaks of 10 or more consecutive games with a reception.

► RB **Jo'quavious Marks** has the longest active streak at 20 games, which includes every game of his collegiate career. WR **Makai Polk**, WR **Jaden Walley** and WR **Austin Williams** all have catches in 18 straight contests. WR **Jamire Calvin** has a reception in 14 consecutive games.

MOVING THE CHAINS

► MSU is the only school in the SEC with three players with 20 or more catches for a first down.

► WR **Makai Polk** leads the league with 36 such catches. WR **Jaden Walley** is tied for seventh (23), and WR **Austin Williams** is tied for 11th (21).

POINTS ON POLK

► WR **Makai Polk** (720) has joined Justin Jenkins (770 in 2003) as the only two Bulldogs to eclipse 700 receiving yards before State's 10th game since 2000.

► Polk is climbing the single-season receptions leaderboard and is currently fourth in school history with 71 catches this year.

► One of five receivers in the SEC with three 100-yard receiving games this year.

► Caught a career-high 13 passes at Texas A&M (10/2), which is fourth-most in MSU single-game history, for 126 yards. It was his third career double-digit reception game, which is tied for second in school history.

► Against the Aggies, Polk also recorded the first multi-touchdown game of his career and caught 11 passes for first downs after entering the game with 11 total for the season.

► Polk is one of four Bulldogs ever to record multiple double-digit reception games in his career and the first with multiple in the same season since Fred Ross posted a school-record four double-digit reception games in 2015.

► Polk has made 10 or more catches in three games this year, which leads the SEC and ranks third nationally. A Bulldog has caught 10 or more passes just 19 times in school history.

► Polk is one of 11 players nationally and the only player in the SEC with multiple games posting 10-plus receptions, 100-plus receiving yards and at least one receiving touchdown.

MSU RECORD BOOK: SINGLE-SEASON RECEPTIONS

Rank	Rec.	Name	Year	Yds.	Avg.
1.	88	Fred Ross	2015	1,007	11.4
2.	74	David Smith	1970	987	13.3
3.	72	Fred Ross	2016	917	12.7
4.	71	Makai Polk	2021	720	10.1
5.	64	Jo'quavious Marks	2021	390	6.1
	64	Jameon Lewis	2013	923	14.4
	64	Sammy Milner	1969	745	11.6
	64	Sammy Milner	1968	909	14.2

SEC INDIVIDUAL RECEPTIONS LEADERS THROUGH NINE GAMES (SINCE 2000)

Rank	Name	Year	School	Rec	Yds	Avg	TD
1.	Elijah Moore (Jr.)	2020	OM	86	1193	13.9	8
2.	DeVonta Smith (Sr.)	2020	ALA	80	1305	16.3	15
3.	Amari Cooper (Jr.)	2014	ALA	79	1215	15.4	10
4.	Josh Reed (Jr.)	2001	LSU	73	1311	18.0	4
5.	Makai Polk (RSo.)	2021	MSU	71	720	10.1	6
	Jordan Matthews (Sr.)	2013	VAN	71	935	13.2	5
	Wan'Dale Robinson (Jr.)	2021	UK	71	720	10.1	6

MAKING HIS MARKS

- RB **Jo'quavious Marks** posted his first career multi-touchdown game (2 rush, 1 rec) against Louisiana Tech (Sept. 4), including his first career receiving score. He added two rushing scores against No. 12 Kentucky (Oct. 30) as well.
- Marks is second on the team with 64 receptions, which leads all FBS running backs and is tied for 11th overall. He has broke his own school record for the most catches by a running back in a single-season set last year (60).
- Has 124 career receptions, which is seventh in MSU history and holds the MSU career record for receptions by a running back.
- His 90.6 hands/drop grade leads all FBS running backs and is tied for sixth overall, and his 90.2 receiving grade is second among running backs.
- Has caught 63 of 70 targets for a 90.0 percent reception percentage, which is third nationally among players with at least 35 targets.
- Carried a career-high 18 times against No. 12 Kentucky (Oct. 30) for 53 yards. Also caught nine passes for a career-high 57 yards to account for a then-career-high 115 all-purpose yards.
- In 2020, Marks broke MSU's single-season records for receptions by both freshmen and running backs. MSU's overall school record is 88 catches set by Fred Ross in 2015, and Marks finished the season with 60 catches which was tied for ninth in program history.

WALLEY WATCH

- WR **Jaden Walley** is second on the team with five receiving touchdowns and has a touchdown in catch in five different games this season. His seven games with a touchdown reception are tied for sixth among active players in the SEC since 2020.
- Against No. 12 Kentucky, turned in a season-high and team-leading 95 receiving yards, including a season-long reception of 29 yards.
- Posted breakout performances down the stretch in 2020, leading MSU in both receptions and yards at No. 13 Georgia (Nov. 21), at Ole Miss (Nov. 28) and against Auburn (Dec. 12) and Missouri (Dec. 19).
- Turned in four consecutive 100-yard receiving games and became the second freshman in MSU history with multiple 100-yard receiving games in the same year (Mardye McDole, 2 games, 1977). Averaged 130.0 receiving yards and 7.25 catches per game over the four-game span.
- The last Bulldog with four consecutive 100-yard receiving games was Fred Ross in 2015 (Four straight: at Missouri, Alabama, at Arkansas, Ole Miss).
- Led MSU with 718 receiving yards in 2020, which ranked third nationally among freshmen and became the first freshman to lead State in receiving yardage since Chad Bumphis (375) in 2009.
- Broke Mardye McDole's freshman record of 510 yards set in 1977 and became just the second MSU freshman with a 500-yard season.

► Had a career-high nine catches and 176 receiving yards at Ole Miss, breaking the MSU freshman record for receiving yards in a game (Previous: 148 - Mardye McDole at Auburn, Nov. 5, 1977).

► Posted then-career highs in receptions (7) and receiving yards (115) at Georgia, becoming the first true freshman to reach the century mark since Chad Bumphis (123) against Georgia Tech in 2009.

MR. RELIABLE

- WR **Austin Williams** hauled in a career-long 34-yard reception against NC State (Sept. 11). He also made a 30-yard reception against Louisiana Tech (Sept. 4), which was his longest catch since his previous career-long of 33 yards on a touchdown against Arkansas (Nov. 17, 2018).
- Williams posted a career-high 72 receiving yards at Arkansas (Nov. 6) while all four receptions went for first downs. He has recorded a career-high 400 receiving yards this season.
- Of his 101 career receptions, 56.4 percent have led to a touchdown or first down. Williams caught 43 passes in 2020, which was a single-season career-high.
- Williams boasts the No. 6 hands grade (90.6) in the FBS per PFF. He has caught 37 of his 41 targets (90.2 percent), which ranks second in the nation among players with at least 35 targets.

AUSTIN WILLIAMS' CAREER RECEPTIONS

Year	Rec.	TDs	1st	15+	25+
2021	37	1	21	7	2
2020	43	3	17	7	0
2019	11	2	5	2	1
2018	10	3	5	4	2
Total	101	9	48	20	5

"TULU" TAKES IT BACK

- WR **Lideatrick Griffin** returned the opening kickoff 100 yards for a touchdown against NC State (Sept. 11). It was the fifth 100-yard kick return in program history and the first 100-yard return since Brandon Holloway did so against Southern Miss (Sept. 5, 2015).
- Griffin's kick return was the first time MSU had scored on its first kickoff return of a game since Jameon Lewis returned the second kickoff of the game 100 yards against Ole Miss on Nov. 24, 2012 following the Rebels' game-opening scoring drive.
- It was the first opening kickoff return for a touchdown since Kevin Prentiss returned the opening kick 91 yards at South Carolina on Sept. 26, 1998.
- Griffin posted a career-best 144 kick return yards against Louisiana Tech (Sept. 4) along with a then-career-long 70-yard return.
- Boasts three 100-yard kick return games and is one of five Bulldogs since 1992 with three or more 100-yard kick return games in their careers trailing Leon Berry, Fred Reid, Derek Pegues and Pig Prather, who all have four.
- Became the first Bulldog with 100+ kick return yards since Keith Mixon (106 yards, 5 returns) vs. Arkansas on Nov. 19, 2016.

- One of six SEC players with multiple all-purpose plays of 70 or more yards.
- Provided 261 of State's 393 yards on kick returns in 2020 and now has five career returns of 40+ yards.

MSU RECORD BOOK: SINGLE-GAME KICK RETURN YARDS (SINCE 1998)

Rank	Name	Opponent (Date)	Ret.	Yds.	Yds./Ret.
1.	Leon Berry	at Auburn (9-12-2009)	7	186	26.6
2.	Leon Berry	Florida (10-24-2009)	7	184	26.3
3.	Fred Reid	Kentucky (11-2-2002)	7	176	25.1
4.	Derek Pegues	at LSU (9-27-2008)	7	166	23.7
5.	Nick Turner	at Tennessee (11-15-2003)	7	163	23.3
6.	Leon Berry	Alcorn State (10-2-2010)	3	153	51.0
7.	Derek Pegues	vs. Arkansas (11-17-2007)	5	149	29.8
8.	Leon Berry	Georgia Tech (10-3-2009)	3	145	48.3
9.	Lideatrick Griffin	Louisiana Tech (9-4-2021)	4	144	36.0
10.	Lideatrick Griffin	vs. Tulsa (12-31-2020)	4	138	34.5

DAWG DEFENSE QUICK HITS

- Mississippi State is third in the SEC and tied for 11th in the nation in rushing defense (102.1). MSU is one of just three SEC schools and 11 FBS schools to allow six or fewer rushing touchdowns this season.
- The Bulldog defense held consecutive SEC opponents to fewer than 50 total plays against Vanderbilt and Kentucky, marking just the third time since 2000 that an SEC team has held conference opponents to fewer than 50 plays in consecutive weeks. Kentucky did so in 2019 against Tennessee (Nov. 9) and at Vanderbilt (Nov. 16), and LSU did so in 2011 against Florida (Oct. 8) and at Tennessee (Oct. 15).
- MSU leads the SEC lead and is tied for fifth in the nation in total plays against, allowing opponents just 526 snaps this season.
- State has allowed just 136 first downs this year, which is second in the SEC and sixth in the nation. The Bulldogs' 50 rushing first downs allowed are tied for sixth in the FBS.
- State has allowed only 93 plays of 10+ yards from scrimmage this season, which ranks second in the SEC and is tied for 10th in the FBS.
- Three Bulldogs posted career highs with double-digit tackles against No. 5 Alabama. It was the first time this season that State has seen multiple players record 10 or more tackles in a game.
- State's defense held Memphis, which entered the matchup as the nation's leader in total offense (633.5 yards per game), to just 246 total yards. MSU allowed just 12 first downs, which was then tied for the seventh-fewest allowed by any Mike Leach-coached team.

ANALYZING ARNETT'S DEFENSE

- Since his arrival in 2020, defensive coordinator **Zach Arnett's** defense has been one of the best in the country.
- Since 2020, MSU has allowed fewer than 150 rushing yards in 13 games, which is tied for third in the SEC during that span. MSU is holding its opponents to just 115.5 rushing yards per game, which ranks third in the SEC during that span.

- State is seventh among Power Five teams with 17 rushing touchdowns allowed since 2020.
- The Bulldogs are tied for 11th among Power Five teams in turnovers forced (31) since the start of 2020.

STATE HAS A TAKEAWAY IN 41 OF ITS LAST 49 GAMES

- The Bulldogs have collected at least one takeaway in 41 of their last 49 games dating back to the 2017 season at Arkansas on Nov. 18. State has compiled 80 takeaways over the 49-game stretch and forced three or more turnovers 11 times in that span.
- In that span, the Bulldogs had a takeaway streak of 22 straight games (Nov. 18, 2017-Oct. 12, 2019) and a streak of nine games (Nov. 23, 2019-Nov. 7, 2020).
- MSU has forced multiple turnovers in 16 games since the start of 2019, going 12-4 when doing so.

MSU HAS AN INTERCEPTION IN 31 OF ITS LAST 45 GAMES

- State has collected an interception in 31 of its last 45 games dating back to Sept. 1, 2018 and has 45 total interceptions during that stretch. Ten active players have collected 25 total interceptions in their careers.
- MSU has 11 multi-interception games since the start of 2018 and has gone 10-1 when doing so in that span.

HOLDING TEAMS TO FEWER THAN 200 YARDS RUSHING

- Since the start of the 2018 season, MSU has held 40 of its 46 opponents below the 200-yard rushing mark, which is the third-most in the SEC and tied for 10th in the nation during that stretch. 30 of those 40 games holding teams below 200 yards have been SEC games.
- In 2020, MSU held four opponents to fewer than 100 yards on the ground. MSU held opponents to 126.4 rushing yards per game, which was fourth in the SEC. Just 41 of opponents' 391 rushing attempts went for 12 or more yards in 2020.
- The Bulldogs have already held five opponents to fewer than 100 yards on the ground in 2021.
- Only two teams rushed for 200+ yards on the Bulldogs in 2020 - Alabama (208) and Auburn (218). Arkansas (202) is the only team to do so this season.

SEC LEADERS HOLDING TEAMS BELOW 200 YARDS RUSHING (SINCE 2018)

Rank	School	Opp. Below 200+ Rushing	Record When
1.	Alabama	46	42-4
	Georgia	46	40-6
3.	Mississippi State	40	23-17
4.	Texas A&M	39	28-11
5.	Florida	37	30-7

HOLDING TEAMS TO FEWER THAN 100 YARDS RUSHING

- The Bulldogs have held nine opponents to less than 100 rushing yards in 20 games under defensive coordinator **Zach Arnett**, which is the fourth-most games in the SEC and tied for 11th in the FBS.
- MSU held Vanderbilt (Oct. 23) to just nine yards rushing, marking the second-lowest total under Arnett trailing an eight-yard performance at then-No. 13 Georgia on Nov. 21, 2020.
- State has held five opponents, including three SEC teams, to fewer than 100 yards on the ground this year, and allowed just 101 yards in the season opener against Louisiana Tech (Sept. 4). MSU held four opponents to fewer than 100 rushing yards in 2020 including each of its first three games.
- Since 1976, MSU has held opponents under 100 yards rushing in at least three straight games on five occasions. Prior to Arnett's arrival State had held three straight opponents under 100 yards rushing just three times - with the last coming in 2000 - and the Bulldogs have already done so twice under his leadership.
- The last time MSU held four conference opponents below the century mark on the ground was the 2018 season. State finished that year with seven games of less than 100 rushing yards allowed. (Auburn: 90 yards; Texas A&M: 61 yards; Arkansas: 69 yards; at Ole Miss: 37 yards).

MSU RECORD BOOK: STREAKS HOLDING OPPONENTS TO FEWER THAN 100 RUSHING YARDS

Rank	Streak	Year	Dates	Opponents
1.	6	1999	10/2 - 11/20	at Vanderbilt, at Auburn, LSU Kentucky, at Alabama, at Arkansas
2.	5	2000	9/2 - 10/7	at Memphis, at BYU, at S. Carolina Florida, Auburn
3.	3	2021	9/11 - 9/25	NC State, at Memphis, LSU
	3	2020	9/26 - 10/10	at LSU, Arkansas, at Kentucky
	3	1981	11/14 - 12/31	at LSU, vs. Ole Miss, vs. Kansas

SECONDARY SECURITY

- State is the only team with four players in the SEC's top 25 in reception percentage allowed among safeties and corners with at least 200 coverage snaps: No. 8 - S **Jalen Green**, 46.2; No. 15 - S **Collin Duncan**, 54.3; No. 23 - **Emmanuel Forbes**, 58.8; No. 25 - **Martin Emerson**, 61.5.
- Green is fourth among such players in passer rating allowed (38.9), tied for 11th in yards after catch allowed (50) and tied for 15th in total receptions allowed (12).
- Green and S **Fred Peters** are both among the top 15 in coverage snaps per reception. Peters is tied for the third-fewest targets in the league (14).
- Forbes and Duncan are tied for 12th in the SEC with four forced incompletions.
- Emerson boasts the league's No. 9 coverage grade among those with at least 200 snaps in coverage.

DEFENSE DOMINATES 'DORES

- Mississippi State became one of nine SEC teams since 2000 to hold a conference opponent to 42 or fewer total plays in its 45-6 win at Vanderbilt (Oct. 23). The Bulldogs held the Commodores to 42 plays, coming seven snaps shy of school record.
- Vanderbilt picked up just five first downs, which stands as the fewest allowed by a **Mike Leach**-coached team. Previously, Leach's Texas Tech teams had held SE Louisiana (2002) and North Texas (2000) to seven first downs. The Bulldogs have allowed 12 or fewer first downs three times since Leach arrived in 2020.
- The Commodores ran just 16 plays in the first half, compared to MSU's 50. They picked up just 76 total yards and had zero rushing yards in the first half.
- MSU held Vanderbilt to just 155 yards of total offense. That's the sixth-lowest total allowed by a Leach-coached team and the second time that MSU has held a team below 160 yards under Leach.
- State showed up on third down, allowing just one conversion in 11 tries. The Bulldogs did not allow a third-down conversion in the first half.
- Vanderbilt's 16 rushing attempts were second only to Houston's 16 on Oct. 4, 1969 for the fewest allowed by MSU in program history.

NO FLY FORBES

- DB **Emmanuel Forbes** is the nation's active career leader (FBS only) in interception return touchdowns (3) and the SEC's active career leader in defensive scores trailing only Iowa State's Jaquan Amos (4) for the national lead..
- SEC's active career leader with eight interceptions, which is tied for 12th in the FBS. Eight interceptions is tied for the FBS lead since the start of the 2020 season. Fourth in the FBS in career interception return yards (216) and third in interceptions per game (0.40).
- Boasts seven total pass defenses on the year, which is tied for seventh in the SEC.
- Has only been targeted 51 times in 299 coverage snaps, which ranks fourth among SEC cornerbacks with at least 200 snaps in coverage.
- Leads the team in 2021 with 32 solo tackles and 22 "stops" per PFF, which are tackles that constitute a "failure" for the offense. Has recorded a single-season career-high 3.5 tackles for loss and is fourth on the team in total tackles (41).
- Made a career-high 11 tackles against NC State (Sept. 11) along with a career-high 1.5 tackles for loss and his first career sack.
- Was named a Freshman All-American in 2020 after leading the nation in interception touchdowns (3) and leading the SEC in total interceptions (5). His five interceptions led all true freshmen nationally and were tied for third overall.
- Tied for third among FBS freshmen with 11 total pass defenses in 2020 and was 12th overall.
- First Bulldog with five or more interceptions in a season since Mark McLaurin tied the school record with six in 2017, and he is tied for eighth in MSU single-season history.

- Tied for the MSU career record for interception return touchdowns (3) with Johnthan Banks (2009-12), Corey Broomfield (2009-12) and Derek Pegues (2005-08).
- Took an interception back 90 yards against Tulsa, setting an Armed Forces Bowl record and matching the sixth-longest interception return in school history (Anthony Derricks vs. Auburn on Nov. 1, 1997).
- Picked off two passes against Missouri, returning one 29 yards for his second touchdown. First Bulldog with multiple interceptions in a game since the 2017 TaxSlayer Bowl win against Louisville (Mark McLaurin, 3).

BOOKIE'S BEST

- LB **Nathaniel Watson** made a career-high 16 tackles against No. 5 Alabama (Oct. 16). That stands as the most tackles by a Bulldog in a single game since Brandon Wilson recorded 18 vs. Louisiana Tech on Sept. 24, 2011.
- Watson had a season-high nine tackles in the first half alone.
- He also recorded his second career sack and second sack in as many games.

GREEN'S GREAT DAY

- S **Jalen Green** had a career day against NC State (Sept. 11). The transfer from Texas picked up his first takeaways in the Maroon and White and matched his career high with two pass breakups.
- Green made his first MSU interception in the end zone to save a touchdown against the Wolfpack. It was his second career pick following one while playing for Texas on Oct. 31, 2020, at Oklahoma State.
- He also recovered a fumble for the first time in his career.
- Became the third Bulldog in as many years with multiple takeaways in a game joining DB **Emmanuel Forbes** (2 INT) against Missouri on Dec. 19, 2020, and Leo Lewis (2 FR) at Auburn on Sept. 28, 2019.

TURN ON THE JETTS

- LB **Jett Johnson** leads the team with 64 total tackles and is tied for third on the team with 4.0 tackles for loss. Fourth on the team with 20 "stops" per PFF, which are tackles that constitute a "failure" for the offense.
- Recovered his first fumble against No. 12 Kentucky (Oct. 30) after having a previous recovery in that game erased upon review.
- Posted a career-high 10 tackles against No. 5 Alabama (Oct. 16).
- He posted a breakout game against NC State (Sept. 11) when he recorded a then-career-high nine tackles, more than any of his previous season totals. He entered 2021 with five career tackles and made five solo stops against the Wolfpack.
- Johnson also forced his first career fumble and added a pass breakup in that game.

EMERSON ONE OF SEC'S TOP CORNERS

- DB **Martin Emerson** was named a Pro Football Focus All-American in 2020 after leading the SEC with 11 pass breakups, which was also tied for fourth in the FBS.
- Ranks ninth among SEC corner backs with at least 200 snaps in coverage with a 77.9 coverage grade from PFF.
- Has only been targeted on 39 of 269 snaps in coverage (14.5 percent) this year and was only targeted on 59 of his 388 snaps in coverage (15.2 percent) in 2020.
- Ranked eighth among Power Five cornerbacks and third in the SEC at the position in coverage grade (82.9) (min. 200 snaps) in 2020.
- One of 16 SEC cornerbacks in 2020 with one or fewer TDs allowed in coverage per PFF (min. 200 coverage snaps).

SPECIAL TEAMS STATS

- K **Brandon Ruiz** boasts an active streak of 134 consecutive extra points made in his career.
- P **Tucker Day** averaged 51.5 yards per punt at Vanderbilt (Oct. 23). State has five punts of 50-plus yards this season, three from Day and two from P **Archer Trafford**.
- Trafford has pinned the opponent inside the 20-yard line six times on 18 punts.
- The Bulldogs blocked a field goal in the season opener against Louisiana Tech (Sept. 4) to preserve a one-point victory on the game's final play.

ABOUT THAT BLOCK...

- Mississippi State completed its comeback against Louisiana Tech (Sept. 4) by blocking a game-winning field goal attempt on the final snap. DT **Jaden Crumedy** was credited with the block.
- It was the first blocked field goal for the Bulldogs since Nelson Adams did so in the St. Petersburg Bowl against Miami (Ohio) on Dec. 26, 2016.
- The last time MSU met Louisiana Tech in 2017, the teams combined for one blocked punt and three blocked extra points. MSU's Jeffery Simmons blocked the punt and one of the extra points.
- The one-point victory (35-34) was MSU's narrowest margin of victory since the 2019 Egg Bowl win on a missed field goal against Ole Miss. The Bulldogs have now won at least one game by three points or less in each of the last three seasons.

THE AIR RAID AT THE MIDWAY POINT

- MSU's passing game was one of the best on record by any team through its first six games of the season since 2000. Mike Leach-coached teams have posted nine of the top 10 six-game completion totals on record.
- The Bulldogs completed the No. 3 volume of passes (250) in a team's first six games, and State's 14 passing touchdowns through five game were the second most in school history to that point a season (15 is the most in 2014).

► QB **Will Rogers** was one of two quarterbacks since 2000 to complete 200 or more passes in his team's first five games. (201 by Connor Halliday, Washington State, 2014).

NCAA TEAM COMPLETION LEADERS IN FIRST SIX GAMES (SINCE 2000)

Rank	Name	Year	Cmp.	Att.	Pct.	Yds.	TD
1.	Texas Tech	2007	253	346	73.1	3078	31
2.	Washington State	2014	253	346	73.1	3078	31
3.	Mississippi State	2021	250	339	73.7	2162	14
4.	Texas Tech	2003	241	360	66.9	3119	27
5.	Washington State	2015	237	332	71.4	2391	21

NCAA INDIVIDUAL COMPLETION LEADERS IN FIRST SIX GAMES (SINCE 2000)

Rank	Name	Year	School	Cmp-Att-Int	Pct	Yds	TD
1.	Will Rogers (So.)	2021	MSU	250-339-5	.737	2162	14
	Connor Halliday (Sr.)	2014	WSU	250-369-7	.678	3052	26
3.	Luke Falk (So.)	2015	WSU	235-325-4	.723	2371	21
4.	Graham Harrell (Jr.)	2007	TTU	228-310-3	.735	2726	28
5.	Sonny Cumbie (Sr.)	2004	TTU	222-348-12	.638	2521	16

SEC INDIVIDUAL PASSING YARDS LEADERS IN FIRST FIVE GAMES (SINCE 2000)

Rank	Name	Year	School	Cmp-Att-Int	Pct	Yds	TD
1.	Mac Jones (Jr.)	2020	ALA	115-146-2	.788	1905	12
2.	Rex Grossman (So.)	2001	FLA	109-163-3	.669	1865	20
3.	Joe Burrow (Sr.)	2019	LSU	127-162-3	.784	1864	22
4.	Will Rogers (So.)	2021	MSU	215-284-2	.757	1862	14
5.	Kyle Trask (Sr.)	2020	FLA	125-182-3	.687	1815	22

MAJOR MARGIN

► The Bulldogs' 39-point margin of victory at Vanderbilt (W, 45-6) is State's eighth-largest margin ever in a game outside of Davis Wade Stadium.

► It was State's fourth-largest margin on record in a true road game and second-largest in a true road game against an SEC opponent.

► Largest road or neutral site margin since a 45-point win at Memphis on Sept. 1, 2011 (W, 59-14).

► Largest margin of victory in a road or neutral site SEC game since a 40-point win at Kentucky on Oct. 29, 1994 (W, 47-7).

NOTING STATE'S OFFENSE AT VANDY

► The Bulldogs posted their second 500-yard game under **Mike Leach** last week in a 45-6 win at Vanderbilt. MSU totaled 522 yards with 461 coming through the air, which was the fourth-highest passing total in school history.

► State has won seven straight games when posting 500 or more yards of total offense. MSU has now passed for 400-plus yards five times under Leach and passed the 300-yard passing mark in 10 games.

► The Bulldogs collected a school-record-tying five touchdown passes for the 10th time in program history and second time under Leach.

► MSU possessed the ball for a season-high 39:02, which is also MSU's high under Mike Leach. It was the Bulldogs highest possession total since 40:09 at Arkansas, Nov. 2, 2019, and State ran 50 plays in the first half alone.

► Completed 47 passes, which is tied for second in MSU single-game history with Leach's first game at the helm at LSU on Sept. 25, 2021. The Bulldogs set the school record with 50 at Memphis (Sept. 18) earlier this year.

► Completed passes to 13 different receivers, which stands as the most by a Bulldog offense in the last 25 years.

HONOR ROLL

► A trio of Bulldogs collected weekly honors following State's 45-6 win at Vanderbilt (Oct. 23). QB **Will Rogers** was selected to the Davey O'Brien Award Great 8 for the second time this year, and OL **Charles Cross** and WR **Rara Thomas** earned SEC Player of the Week honors.

► Cross was named the league's Offensive Lineman of the Week for the second time this fall, and Thomas was the conference's Freshman of the Week. It marked the first time since Nov. 26, 2018, that a pair of Bulldogs received SEC weekly honors in the same week (DT Jeffery Simmons - defensive lineman; OL Elgton Jenkins - offensive lineman). State also had a pair win weekly honors the prior week on Nov. 19, 2018 (OL Deion Calhoun - offensive lineman; S Jonathan Abram - defensive).

RECEIVERS SHINE IN DAWG DEBUTS

► WR **Jamire Calvin**, WR **Makai Polk** and WR **Rara Thomas** were given starting nods in their MSU debut against Louisiana Tech. The trio combined for 179 receiving yards on 16 catches.

► Calvin led the team with 67 yards in his first game for the Maroon and White. The graduate transfer who spent four years in **Mike Leach's** system while at Washington State led MSU with 40 yards after catch and averaged 10.0 yards after catch per reception. He also registered a 20-yard touchdown.

► Polk, a transfer from California, led the team with 10 receptions for 57 yards. He currently leads the SEC and ranks fourth in the FBS in receptions (63).

► Thomas caught his first career target for a 21-yard gain and his second for a 25-yard haul. At Vanderbilt (Oct. 23), his third career catch was a touchdown.

REVIEWING 2020

- ▶ MSU played in a bowl game for a school-record 11th straight year a season ago, defeating Tulsa, 28-26, in the 2020 Lockheed Martin Armed Forces Bowl. State is 7-4 in bowl games in that span. MSU is one of only four SEC programs to go to a bowl each of the last 11 seasons, joining Alabama, Georgia and Texas A&M.
- ▶ MSU claimed its first win over a ranked opponent in a bowl game since 1940 when State defeated then-No. 13 Georgetown, 14-7. **Mike Leach** is the first head coach in MSU history to win a bowl game in his first year leading the program.
- ▶ The 2020 season saw MSU claim victories over multiple AP-ranked opponents away from home for the first time since 1980. State defeated No. 6 LSU, 44-34, in Baton Rouge to open the season and No. 22 Tulsa, 28-26, in a neutral matchup at the Armed Forces Bowl. In 1980, the Bulldogs toppled No. 18 Miami (Fla.) on the road, 34-31, before defeating No. 1 Alabama, 6-3, on a neutral field.
- ▶ State's 11 opponents in 2020 combined to win 57.1 % of their games, good for the second-highest percentage in the SEC. Based on opponent's record and opponents' record, the Bulldogs played the second-strongest schedule in the SEC in 2020.
- ▶ With its 51-32 victory against Missouri on Dec. 19, Mississippi State has now scored 50+ points in at least one game in 10 consecutive seasons. The 51 points were MSU's most in a game since the Bulldogs' 54-24 victory at Arkansas on Nov. 2, 2019.
- ▶ WR **Jaden Walley** and CB **Emmanuel Forbes** marked Mississippi State's first duo in program history to earn Freshman All-American accolades in the same season.
- ▶ WR **Jaden Walley** became the first true freshman to lead MSU in receiving yardage since Chad Bumphis (375) in 2009, and his 718 yards were an MSU freshman record. He ranked third among all FBS freshmen. Walley was the only true freshman in the nation last season to record 50+ receptions and 700+ receiving yards.
- ▶ CB **Emmanuel Forbes** returned three interceptions for touchdowns in his freshman season which led the nation and is already tied for State's career record with Johnthan Banks (2009-12), Corey Broomfield (2009-12) and Derek Pegues (2005-08). Forbes led the SEC and all true freshmen nationally with five interceptions. Forbes also earned a spot on both The Associated Press and ESPN.com All-Bowl teams after delivering his fifth interception of the season and returning it 90 yards for a touchdown in last season's finale.
- ▶ For the first time in school history last season, MSU finished with four players recording 40+ catches. The Bulldogs were the only team in the nation with four players with 40+ catches in 2020. **Mike Leach** has had at least four players catch 40+ passes in each of his 19 seasons as a head coach.
- ▶ QB **Will Rogers** finished last season with a 69.1 completion percentage, the second highest by a true freshman in FBS history. RB **Jo'quavious Marks** collected 60 receptions last season, which tied for the most in the country among freshmen. SEC All-Freshman LT **Charles Cross** played 720 offensive snaps in 2020 per PFF, the most snaps in the SEC among freshman offensive lineman, and 90 more snaps than the next closest. Armed Forces Bowl MVP and WR **Lideatrick Griffin** became just the second player in the country last season with 135+ kickoff return yards and one receiving touchdown in a single game.

▶ RB **Jo'quavious Marks**, WR **Jaden Walley**, RB **Dillon Johnson** and WR **Lideatrick Griffin** combined for 158 receptions in 2020, the most by any true freshmen group in the nation.

▶ State was one of six teams in the FBS with four defensive touchdowns in 2020 (3 INT, 1FR).

THE RISE OF ROGERS

- ▶ QB **Will Rogers** broke nearly every freshman passing record last year despite starting just six games.
- ▶ Holds the MSU freshman record with 1,976 yards, breaking Wayne Madkin's 1998 mark of 1,532 and ranking ninth in MSU single-season history.
- ▶ Holds MSU freshman record with 239 completions in 2020, which ranks third in MSU single-season history.
- ▶ Broke the single-season completion percentage record with a 69.1 percent mark (239-of-346), surpassing Dak Prescott's 66.2 percent mark in 2015 (316-of-477). Completion percentage ranked 10th nationally and led all FBS freshmen.
- ▶ Threw for an MSU freshman-single-game record 440 yards at Ole Miss (Nov. 28, 2020).
- ▶ Only MSU freshman to throw for 300-plus yards in multiple games.

ONE OF THE YOUNGEST TEAMS IN FBS LAST YEAR

- ▶ A total of 27 players made their MSU debuts last season, including nine true freshmen. Twenty-six Bulldogs made their first career start last year, 15 on offense and 11 on defense. That was tied for the most in the FBS. MSU's first-time starters played an impressive 8,563 snaps last season after combining for just 635 career snaps entering the season with only two members of that group playing more than 100 career snaps.
- ▶ MSU totaled 1,541 plays for 16,951 total snap opportunities with 50.5 percent of snaps being taken up by first-time starters. On average, MSU had 5.6 first-time starters on the field for every play.
- ▶ The first-time starters from last season returning in 2021 are: LB **Aaron Brule**, S **London Craft**, OL **Charles Cross**, WR **Brad Cumbest**, S **Collin Duncan**, CB **Emmanuel Forbes**, CB **Esaia Furdge**, WR **Lideatrick Griffin**, S **Landon Guidry**, WR **Malik Heath**, S **Jay Jimison**, RB **Dillon Johnson**, OL **Kwatrivous Johnson**, OL **Kameron Jones**, RB **Jo'quavious Marks**, DE **Aaron Odom**, S **Fred Peters**, QB **Will Rogers**, OL **Cole Smith**, WR **Jaden Walley**, LB **Nathaniel Watson**, LB **Tyrus Wheat**.

STAYIN' FRESH

- MSU's true freshmen combined for 158 catches in 2020, the most by any true freshman group in the NCAA.
- RB **Jo'quavious Marks** was tied for the national lead among freshmen with 60 total receptions, which ranked fourth overall in the SEC.
- WR **Jaden Walley** ranked third among FBS freshmen with 52 catches, which trailed only Marks among SEC freshmen and ranked ninth in the league overall. Walley finished second among SEC freshmen with 65.3 receiving yards per game and fourth in yards per catch (13.8).

2020 NCAA TEAM LEADERS IN RECEPTIONS BY TRUE FRESHMEN

Rank	School	Rec.
1.	Mississippi State	158
2.	LSU	112
3.	Texas Tech	80
4.	Penn State	73
5.	Pittsburgh	69

MSU RECORD BOOK: FRESHMAN RECEPTIONS

Rank	Name	Rec.	Year	Yds.
1.	Jo'quavious Marks	60	2020	268
2.	Jaden Walley	52	2020	718
3.	Justin Griffith	37	1999	380
4.	Dillon Johnson	36	2020	157

FRESHMEN FLYING HIGH

- A trio of Bulldogs were named to the SEC All-Freshman Team in 2020, with two earning Freshman All-American honors. OL **Charles Cross**, WR **Jaden Walley** and CB **Emmanuel Forbes** earned conference honors. Walley and Forbes earned All-American recognition, marking the first time in program history that multiple individuals have earned Freshman All-American accolades in the same season.




QB WILL ROGERS »

Leading the SEC in passing at 367.7 yards per game and ranks third in the FBS. Also boasts an FBS-leading completion percentage (.752).



- NCAA active career leader in completions per game (33.4) and completion percentage (72.6) and ranks fifth among active players in total offense per game (287.5) for his career.
- Leads the SEC and is tied for ninth in the FBS with 22 "Big Time Throws" per PFF, which are passes with excellent ball location and timing, generally thrown further down the field or into a tighter window.
- Is the only QB in the SEC with 400+ passing yards and multiple touchdowns in the same game, and he's done so three times. He is one of five players nationally with three such games.
- In 14 career starts, has thrown just 11 interceptions despite 759 pass attempts (1.4 percent).
- Completed a school-record and SEC-record 50 passes at Memphis (Sept. 18). Holds seven of the top eight single-game marks in program history, including each of the top four.
- Against No. 12 Kentucky, broke MSU and SEC records for completion percentage with a 92.3 percent mark and is currently MSU's career leader in completion percentage (72.5 percent).
- Has broken the MSU single-game record for consecutive completions four times this year, most recently with 15 twice against No. 12 Kentucky (Oct. 30).
- Has thrown for at least 300 yards in seven straight games while averaging 377.8 yards in that span with 18 touchdowns while completing 75.2 percent of his passes.




WR AUSTIN WILLIAMS »

Has caught 80 passes in Mike Leach's system with 42 first downs.



- CoSIDA First Team Academic All-American in 2020 and four-time SEC Honor Roll member with a 4.0 GPA who has already completed his undergraduate (finance) and first graduate (MBA) degree and is working on a third.
- Boasts the No. 6 hands grade (90.6) in the FBS per PFF and has caught 37 of his 41 targets (89.2 percent), which ranks third in the nation among players with at least 35 targets.
- Of his 101 career receptions, 56.4 percent have led to a touchdown or first down.
- Unquestioned leader of MSU's football program and respected by all players and coaches in the locker room who has served as MSU's game captain in each of the last eight contests.
- Served on a mission trip to the Dominican Republic over spring break during his sophomore year and has volunteered through Faithworks for Vacation Bible School with local elementary children.
- Visited the Palmer Home for Children and Batson Children's Hospital to socialize with children and read to children at the Emerson Family School in Starkville.
- Will mentor a student from Starkville Partnership Middle School next semester.
- Supported the Salvation Army fundraising efforts during the winter of 2018.



WR MAKAI POLK »

Leads MSU in receiving touchdowns, receptions and receiving yards.

- Tied for the SEC lead and eighth nationally with 7.9 receptions per game.
- Has made 10 or more catches in three games this year, which leads the SEC and ranks third nationally. A Bulldog has caught 10 or more passes just 19 times in school history.
- Has 720 receiving yards and joins Justin Jenkins (770 in 2003) as the only two Bulldogs to eclipse 700 receiving yards before State's 10th game since 2000.
- Caught a career-high 13 passes at Texas A&M (10/2), which is fourth-most in MSU single-game history, for 126 yards. It was his third career double-digit reception game, which is tied for second in school history.
- Against the Aggies, he also recorded the first multi-touchdown game of his career and caught 11 passes for first downs after entering the game with 11 total for the season.
- Has caught at least one pass in 18 consecutive games and has led MSU in receptions six times this season.
- One of 11 players nationally and the only player in the SEC with multiple games posting 10-plus receptions, 100-plus receiving yards and at least one receiving touchdown.
- Since 2000, only four players in the SEC have totaled more receptions through their teams' first nine games than Polk's 71.



Leads all FBS running backs in receptions (64), yards after catch (455) and PFF's hands/drop grade (90.6).

RB JO'QUAVIOUS MARKS »

- ▶ Second on the team with 64 receptions, which leads all FBS running backs and is tied for 11th overall.
- ▶ Has broken his school record for the most catches by a running back in a single-season and is seventh in MSU history with 124 career catches. Holds the MSU career record for receptions by a running back.
- ▶ Leads all FBS running backs in hands/drop grade (90.6), which ranks sixth overall, and his 90.2 receiving grade is second among running backs.
- ▶ Has caught a pass in 20 consecutive games, which includes every game of his career.
- ▶ Has caught 63 of 70 targets for a 90.0 percent reception percentage, which is third nationally among players with at least 35 targets.
- ▶ Key to MSU's nation-leading yards after catch attack and leads the team with 455 yards after catch (7.2 yards per reception), which leads all FBS running backs and is sixth overall.
- ▶ Leads MSU in rushing yards, attempts and touchdowns.
- ▶ Posted his first career multi-touchdown game (2 rush, 1 rec) against Louisiana Tech (Sept. 4), including his first career receiving score. He added two rushing scores against No. 12 Kentucky (Oct. 30) as well.



Tied for No. 11 among FBS freshmen with four receiving touchdowns this fall, which leads all freshman wide outs in the SEC.

WR RARA THOMAS »

- ▶ Tied for fifth in the SEC in conference play with four touchdowns, which is also leads SEC freshmen wide receivers in all games this year.
- ▶ Ranks third among SEC freshmen, averaging 14.1 yards per catch.
- ▶ Fifth among SEC freshmen receivers with 74 yards after catch this season, which ranks eighth among the league's freshmen at all positions.
- ▶ Has caught a touchdown pass in three straight contests.
- ▶ Made two catches for 21 and 25 yards in his debut against Louisiana Tech (Sept. 4).
- ▶ Named SEC Freshman of the Week on Oct. 25 after scoring his first touchdown with a career-high five receptions for 52 yards.
- ▶ Turned in his first career multi-touchdown game at Arkansas with a career-high 63 yards and a career-long 37-yard reception.



Averages 37.6 yards per kickoff return which would lead the nation if he qualified.

WR LIDEATRICK GRIFFIN »

- ▶ Boasts three career 100-yard kick return games and is one of five Bulldogs since 1992 with three or more 100-yard kick return games in their careers.
- ▶ Posted a career-best 144 kick return yards against Louisiana Tech (Sept. 4) along with a then-career-long 70-yard return.
- ▶ Returned the opening kickoff 100 yards for a touchdown against NC State (Sept. 11). It was the fifth 100-yard kick return in program history and the first 100-yard return since Brandon Holloway did so against Southern Miss (Sept. 5, 2015).
- ▶ Averaging 6.7 yards after the catch.
- ▶ One of six SEC players with multiple all-purpose plays of 70 or more yards.



DB EMMANUEL FORBES »

Tied for the FBS lead in interceptions since the start of his freshman year in 2020 with 11 total picks and three interception touchdowns.

- ▶ Tied for seventh in the SEC with seven passes defended and tied for third with three interceptions. Tied for 16th nationally in interceptions.
- ▶ SEC's active career leader in interceptions (11) and is tied for the FBS lead since the start of his freshman season in 2020.
- ▶ Fourth in the FBS in career interception return yards (216) and third in career interceptions per game (0.40).
- ▶ Nation's active career leader (FBS only) in interception return touchdowns (3) and the SEC's active career leader in defensive scores.
- ▶ Third among SEC cornerbacks and No. 13 in the SEC in run defense grade (82.4) per PFF.
- ▶ Leads the team in 2021 with 32 solo tackles and 22 "stops" per PFF, which are tackles that constitute a "failure" for the offense. Has recorded a single-season career-high 3.5 tackles for loss and is fourth on the team in total tackles (41).
- ▶ Made a career-high 11 tackles against NC State (Sept. 11) along with a career-high 1.5 tackles for loss and his first career sack.
- ▶ Freshman All-American in 2020 after leading the nation in interception touchdowns (3) and leading all true freshmen nationally with five total interceptions, which was tied for third overall.



DB MARTIN EMERSON »

Has made a career-high 3.0 tackles for loss so far this season after entering the year with 3.0 total for his career.

- ▶ Ranks ninth among SEC cornerbacks with at least 200 snaps in coverage with a 77.9 coverage grade from PFF.
- ▶ Has only been targeted on 39 of 269 snaps in coverage (14.5 percent) this year and was only targeted on 59 of his 388 snaps in coverage (15.2 percent) in 2020.
- ▶ State's top-graded defender (76.7) on the SEC's No. 4 defense.
- ▶ Boasts an 83.4 tackling grade from PFF, which ranks No. 14 in the SEC.
- ▶ Named a Pro Football Focus All-American in 2020 after leading the SEC with 11 pass breakups, which was also tied for fourth in the FBS.



LB JETT JOHNSON »

Entered the season with five career total tackles and now leads the team with 64 in 2021.

- ▶ Leads MSU with 64 total tackles and is tied for third on the team with 4.0 tackles for loss.
- ▶ Fourth on the team with 20 "stops" per PFF, which are tackles that constitute a "failure" for the offense.
- ▶ Tied for No. 18 in the SEC in total tackles.
- ▶ Posted a breakout game against NC State (Sept. 11) when he recorded a then-career-high nine tackles, more than any of his previous season totals.
- ▶ Entered 2021 with five career tackles and made five solo stops against the Wolfpack while forcing his first career fumble and adding a pass breakup in that game
- ▶ Recovered his first fumble against No. 12 Kentucky (Oct. 30) after having a previous recovery in that game erased upon review.
- ▶ Posted a career-high 10 tackles against No. 5 Alabama (Oct. 16).



- Ranks third among SEC offensive linemen in overall offensive grade (85.6) and fourth pass blocking grade (83.4) per PFF.
- Two-time SEC Offensive Lineman of the Week this season.
- Has three weekly pass blocking grades and two weekly run blocking grades of 80.0 or higher.
- Posted a season run blocking grade of 87.6, which is third in the SEC.



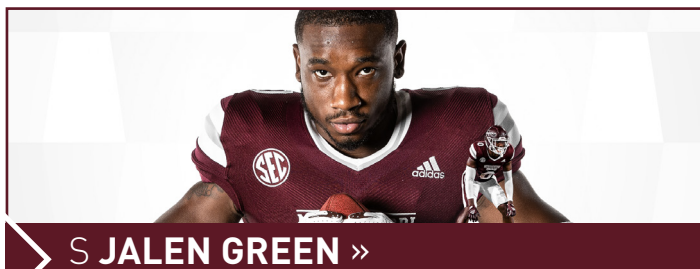
- Has caught 47 of 53 targets for a 88.7 percent reception percentage, which is fourth nationally among players with at least 35 targets.
- Key to MSU's nation-leading yards after catch attack and is second on the team, averaging 7.0 yards after catch per reception.
- Ranks fifth among FBS running backs in yards after catch (329).
- Has scored three touchdowns this year, all rushing scores.



- Second on the team with five receiving touchdowns and has a touchdown in catch in five different games this season.
- Seven games with a touchdown reception are tied for sixth among active players in the SEC since the start of his freshman season in 2020.
- Against No. 12 Kentucky, turned in a season-high and team-leading 95 receiving yards, including a season-long reception of 29 yards.



- Recorded his first interception against No. 12 Kentucky (Oct. 30) and has added a pass breakup this season.
- Holds the No. 2 run defense grade (80.9) from PFF for the nation's No. 11 rushing defense. Grade ranks No. 11 among SEC defensive linemen and No. 7 among SEC interior defensive linemen.
- Tied for 10th among SEC defensive linemen with 18 "stops" per PFF, which are tackles that constitute a failure for the offense.
- Stop percentage (12.7) ranks 10th among SEC defensive lineman with at least 100 run snaps.



- Allowing a reception on just 46.2 percent of his targets, which is seventh among SEC players with at least 200 snaps in coverage.
- Fourth among SEC safeties and defensive backs with at least 200 coverage snaps in NFL passer rating allowed (38.9) and tied for 11th in yards after catch allowed (50).
- Ranks No. 11 among SEC safeties and defensive backs with at least 200 snaps in coverage in total receptions allowed (12) and No. 14 in snaps per reception (21.9).



- Has been targeted the third-fewest times (14) among SEC safeties and defensive backs with at least 200 coverage snaps.
- Third among SEC safeties with 47 total tackles.
- Ranks No. 15 in snaps per reception (21.1) among SEC safeties and defensive backs with at least 200 snaps in coverage.

**LB NATHANIEL WATSON »**

- ▶ Tied for fourth in the FBS with a 90.6 tackling grade from PFF, which is third nationally among linebackers and leads all SEC players.
- ▶ Holds MSU's No. 4 run defense grade (77.6) from PFF for the nation's No. 11 rushing defense.
- ▶ Tied for second on the team with 21 "stops" per PFF.
- ▶ One of five Bulldogs with at least 10 total pressures this season.

**LB TYRUS WHEAT »**

- ▶ Second on the team with 5.0 tackles for loss for a total loss of 29 yards. Leads the team in sacks (4.0) and sack yardage (27).
- ▶ Has an interception and two pass breakups for three total pass defenses, which is tied for fifth among SEC linebackers.
- ▶ Tied for second on the team with 21 "stops" and third on the team with 17 total pressures per PFF.

SERIES SUPERLATIVES

Most points scored by Mississippi State: 49 (1952)
Most points scored by Auburn: 56 (1969, 2019)
Largest margin of victory by Mississippi State: +33 (1946)
Largest margin of victory by Auburn: +56 (1969)
Longest winning streak by Mississippi State: 7 (1941-48)
Longest winning streak by Auburn: 11 (1964-74)
Last win by Mississippi State: 23-9 (2018)
Last win by Auburn: 24-10 (2020)
Current winning streak: 2, Auburn (2019-20)

TOP INDIVIDUAL PERFORMANCES

INDIVIDUAL 100-YARD RUSHING GAMES (16)

Yds.	Player	Date	Att.
195	Nick Fitzgerald	10-6-2018	28
148	Tom McWilliams	11-11-1944	16
136	Dicenzo Miller	10-9-2000	20
135	Vick Ballard	9-10-2011	21
133	Dak Prescott	9-14-2013	22
133	James Johnson	10-10-1998	25
126	Kylin Hill	10-6-2018	23
123	Nick Turner	10-6-2003	13
121	Dak Prescott	10-11-2014	21
116	Wayne Jones	11-10-1973	29
109	Hank Phillips	10-26-1985	15
106	Chris Relf	9-10-2011	27
104	Stanley Howell	11-10-1979	8
114	Harper Davis	11-8-1947	7
104	Bruce Threadgill	11-8-1975	20
103	Anthony Dixon	9-15-2007	29

INDIVIDUAL 100-YARD RECEIVING GAMES (8)

Yds.	Player	Date	Att.
148	Mardye McDole	11-5-1977	6
100	Howard Lewis	9-22-1974	7
146	Sammy Milner	9-28-1968	12
120	Keffer McGee	10-7-1995	3
116	Glen Young	10-24-1981	8
113	Justin Jenkins	10-18-2003	7
109	Terrell Grindle	10-9-1999	6
100	Jaden Walley	12-12-2020	8

INDIVIDUAL 250-YARD PASSING GAMES (3)

Yds.	Player	Date	Cmp.-Att.-Int.
288	Derrick Tait	10-7-1995	18-36-0
270	Dak Prescott	9-26-2015	29-41-0
256	Bruce Threadgill	11-5-1977	17-31-1

SERIES NOTABLES

MSU and Auburn meet for the 95th time with the Tigers holding a 65-29-3 advantage on the field ... Auburn has won five of the last nine meetings since 2012 ... Three of the last four meetings in Auburn have been decided by one possession ... The 2020 meeting was the latest meeting in a season for the two teams ... That December 12 matchup was the second-latest non-bowl game in MSU history trailing only the following week's game against Missouri ... Prior to that game, the latest non-bowl game MSU had played in December was a 16-0 loss at Memphis Athletic Club on Dec. 7, 1895 ... In 2008, the teams combined for five points in a 3-2 Auburn victory for the then-No. 9 Tigers ... That game remains the lowest scoring game between two conference opponents in the SEC since that date ... Auburn has been ranked in each of the last four meetings, with MSU upsetting the No. 8 Tigers in 2018 ... 240 miles separate the two campuses.

2021 TEAM COMPARISONS

Statistic	MISSISSIPPI STATE			AUBURN		
	Value	FBS	SEC	Value	FBS	SEC
3rd Down Conversion Pct	0.484	12	3	0.424	48	7
3rd Down Conversion Pct Defense	0.377	55	7	0.371	50	6
4th Down Conversion Pct	0.667	25	3	0.588	43	7
4th Down Conversion Pct Defense	0.500	59	7	0.278	7	3
Blocked Kicks	1	43	9	3	12	2
Blocked Kicks Allowed	0	1	1	1	44	6
Blocked Punts	--	--	--	2	11	2
Blocked Punts Allowed	0	1	1	0	1	1
Completion Percentage	0.751	1	1	0.59	88	11
Defensive TDs	--	--	--	3	8	2
Fewest Penalties	79	125	13	52	45	5
Fewest Penalties Per Game	8.78	125	13	5.78	48	5
Fewest Penalty Yards	581	101	11	405	30	4
Fewest Penalty Yards Per Game	64.56	102	11	45.00	32	4
First Downs Defense	136	6	2	178	51	9
First Downs Offense	228	12	2	202	43	6
Fumbles Lost	5	64	9	5	64	9
Fumbles Recovered	3	100	5	3	100	5
Kickoff Return Defense	22.60	94	12	18.33	25	2
Kickoff Returns	33.58	2	2	24.69	28	5
Net Punting	31.51	129	14	44.09	5	1
Passes Had Intercepted	8	75	8	3	6	3
Passes Intercepted	10	23	4	5	91	13
Passing Offense	376.0	5	1	243.4	55	6
Passing Yards Allowed	220.0	50	8	224.8	58	9
Passing Yards per Completion	9.20	130	14	11.72	85	10
Punt Return Defense	22.08	128	14	3.86	17	2
Punt Returns	5.58	101	12	9.12	56	6
Red Zone Defense	0.833	69	7	0.818	60	6
Red Zone Offense	0.868	49	10	0.897	28	4
Rushing Defense	101.9	11	3	137.1	48	6
Rushing Offense	56.0	130	14	183.9	47	7
Sacks Allowed	2.78	96	12	1.33	24	4
Scoring Defense	25.3	65	9	19.8	24	3
Scoring Offense	28.0	72	11	30.7	49	7
Tackles for Loss Allowed	4.44	42	6	3.33	8	2
Team Passing Efficiency	146.01	44	6	126.61	95	12
Team Passing Efficiency Defense	136.85	79	10	131.79	65	8
Team Sacks	2.11	73	12	2.44	45	8
Team Tackles for Loss	4.8	77	10	6.9	12	1
Time of Possession	34:55	6	1	29:10	84	9
Total Defense	321.9	20	4	361.9	53	9
Total Offense	432.0	42	7	427.3	48	9
Turnover Margin	0	73	10	0	73	10
Turnovers Gained	13	52	5	8	114	13
Turnovers Lost	13	75	10	8	15	4

MISSISSIPPI STATE VS. AUBURN: ALL-TIME RESULTS (AU LEADS, 65-26-2*^)

10/27/1905:	AU, 18-0	at Columbus, Miss.
10/8/1910:	AU, 6-0	at Auburn, Ala.
10/27/1911:	AU, 11-5	at Birmingham, Ala.
10/26/1912:	AU, 7-0	at Birmingham, Ala.
10/25/1913:	AU, 34-0	at Birmingham, Ala.
10/24/1914:	AU, 19-0	at Birmingham, Ala.
10/23/1915:	AU, 26-0	at Birmingham, Ala.
10/27/1916:	AU, 7-3	at Birmingham, Ala.
10/27/1917:	AU, 13-6	at Birmingham, Ala.
11/15/1919:	AU, 7-0	at Birmingham, Ala.
11/12/1927:	MSU, 7-0	at Birmingham, Ala.
11/17/1928:	MSU, 13-0	at Birmingham, Ala.
11/15/1930:	MSU, 7-6	at Birmingham, Ala.
10/16/1937:	AU, 33-7	at Birmingham, Ala.
10/14/1938:	AU, 20-6	at Montgomery, Ala.
10/14/1939:	AU, 7-0	at Birmingham, Ala.
10/12/1940:	Tied, 7-7	at Birmingham, Ala.
11/8/1941:	MSU, 14-7	at Birmingham, Ala.
10/31/1942:	MSU, 6-0	at Birmingham, Ala.
11/11/1944:	MSU, 26-21	at Birmingham, Ala.
10/6/1945:	MSU, 20-0	at Birmingham, Ala.
11/9/1946:	MSU, 33-0	at Birmingham, Ala.
11/8/1947:	MSU, 14-0	at Birmingham, Ala.
11/6/1948:	MSU, 20-0	at Birmingham, Ala.
11/5/1949:	AU, 25-6	at Auburn, Ala.
11/4/1950:	MSU, 27-0	at Starkville
11/8/1952:	MSU, 49-34	at Auburn, Ala.
10/10/1953:	Tied, 21-21	at Starkville
11/5/1955:	AU, 27-26	at Auburn, Ala.
11/10/1956:	AU, 27-20	at Auburn, Ala.
11/9/1957:	AU, 15-7	at Birmingham, Ala.
11/8/1958:	AU, 33-14	at Auburn, Ala.
11/7/1959:	AU, 31-0	at Birmingham, Ala.
11/5/1960:	AU, 27-12	at Auburn, Ala.
11/11/1961:	MSU, 11-10	at Birmingham, Ala.
11/10/1962:	AU, 9-3	at Auburn, Ala.
11/9/1963:	MSU, 13-10	at Jackson, Miss.
11/7/1964:	AU, 12-3	at Auburn, Ala.
11/6/1965:	AU, 25-18	at Birmingham, Ala.
11/5/1966:	AU, 13-0	at Jackson, Miss.
11/11/1967:	AU, 36-0	at Auburn, Ala.
9/28/1968:	AU, 26-0	at Jackson, Miss.
11/8/1969:	AU, 52-13	at Auburn, Ala.
11/7/1970:	AU, 56-0	at Birmingham, Ala.
11/6/1971:	AU, 30-21	at Auburn, Ala.
9/9/1972:	AU, 14-3	at Jackson, Miss.
11/10/1973:	AU, 31-17	at Auburn, Ala.
11/9/1974:	AU, 24-20	at Jackson, Miss.

11/8/1975:	*Tied, 21-21	at Auburn, Ala.
11/6/1976:	*MSU, 28-19	at Jackson, Miss.
11/5/1977:	*MSU, 27-13	at Auburn, Ala.
11/11/1978:	AU, 6-0	at Starkville
11/10/1979:	AU, 14-3	at Auburn, Ala.
10/25/1980:	MSU, 24-21	at Jackson, Miss.
10/24/1981:	MSU, 21-17	at Auburn, Ala.
10/23/1982:	AU, 35-17	at Starkville
10/22/1983:	AU, 28-13	at Auburn, Ala.
10/27/1984:	AU, 24-21	at Starkville
10/26/1985:	AU, 21-9	at Auburn, Ala.
10/25/1986:	AU, 35-6	at Starkville
10/24/1987:	AU, 38-7	at Auburn, Ala.
10/22/1988:	AU, 33-0	at Auburn, Ala.
10/28/1989:	AU, 14-0	at Auburn, Ala.
10/27/1990:	AU, 17-16	at Starkville
10/26/1991:	MSU, 24-17	at Auburn, Ala.
10/10/1992:	MSU, 14-7	at Starkville
10/9/1993:	AU, 31-17	at Auburn, Ala.
10/8/1994:	AU, 42-18	at Starkville
10/7/1995:	AU, 48-20	at Auburn, Ala.
10/12/1996:	AU, 49-15	at Starkville
11/1/1997:	MSU, 20-0	at Auburn, Ala.
10/10/1998:	MSU, 38-21	at Starkville
10/9/1999:	MSU, 18-16	at Auburn, Ala.
10/7/2000:	MSU, 17-10	at Starkville
10/6/2001:	AU, 16-14	at Auburn, Ala.
9/19/2002:	AU, 42-14	at Starkville
10/18/2003:	AU, 45-13	at Auburn, Ala.
9/11/2004:	AU, 43-14	at Starkville
9/10/2005:	AU, 28-0	at Auburn, Ala.
9/9/2006:	AU, 34-0	at Starkville
9/15/2007:	MSU, 19-14	at Auburn, Ala.
9/13/2008:	AU, 3-2	at Starkville
9/12/2009:	AU, 49-24	at Auburn, Ala.
9/9/2010:	AU, 17-14	at Starkville
9/10/2011:	AU, 41-34	at Auburn, Ala.
9/8/2012:	MSU, 28-10	at Starkville
9/14/2013:	AU, 24-20	at Auburn, Ala.
10/11/2014:	MSU, 38-23	at Starkville
9/26/2015:	MSU, 17-9	at Auburn, Ala.
10/8/2016:	AU, 38-14	at Starkville
9/30/2017:	AU, 49-10	at Auburn, Ala.
10/6/2018:	^MSU, 23-9	at Starkville
9/28/2019:	AU, 56-23	at Auburn, Ala.
12/12/2020:	AU, 24-10	at Starkville

at Starkville: AU, 14-6-1

at Auburn: AU, 30-7

at Neutral Sites: AU, 21-13-1

* Denotes wins which were forfeited due to NCAA infractions

^ Vacated by the NCAA Committee on Infractions

LAST GAME VS. AUBURN

Auburn24

Mississippi State10

Dec. 12, 2020
Davis Wade Stadium
Starkville, Miss.
12,986

Mississippi State

RUSHING	Att.	Gain	Lost	Net	TD	Long	Avg.
Dillon Johnson	5	30	0	30	0	10	6.0
Jo'quavious Marks	2	13	0	13	0	12	6.5
Will Rogers	9	21	45	(-24)	0	13	(-2.7)

PASSING	Com	Att	Int	Yds	TD	Long	Sacks
Will Rogers	30	51	2	221	1	27	6

RECEIVING	No.	Yds.	TD	Long
Jaden Walley	8	100	0	27
Austin Williams	4	33	1	16
Osirus Mitchell	3	27	0	15
Dillon Johnson	3	17	0	9
Lideatrick Griffin	3	16	0	8
Geor'quarius Spivey	3	9	0	5
Jo'quavious Marks	3	3	0	7
Malik Heath	2	14	0	10
Lee Witherspoon	1	2	0	2

PUNTING	No.	Yds.	Avg.	Long	I20	TB
Tucker Day	4	169	42.2	47	1	0
Reed Bowman	1	38	38.0	38	1	0

FIELD GOALS	Att.	Made	Long	KICKS
Brandon Ruiz	2	1	41	made 41, missed 40

ALL RETURNS	Punts			Kickoffs			Intercepted		
	No.	Yds.	Lg.	No.	Yds.	Lg.	No.	Yds.	Lg.
Lideatrick Griffin	0	0	0	2	91	65	0	0	0

Auburn

RUSHING	Att.	Gain	Lost	Net	TD	Long	Avg.
Tank Bigsby	26	194	2	192	0	34	7.4
Bo Nix	7	24	0	24	1	8	3.4
Shaun Shivers	2	4	0	4	0	3	2.0
TEAM	1	0	2	(-2)	0	0	(-2.0)

PASSING	Com	Att	Int	Yds	TD	Long	Sacks
Bo Nix	15	32	0	125	1	32	0

RECEIVING	No.	Yds.	TD	Long
Anthony Schwartz	5	32	0	12
Eli Stove	5	23	0	8
Seth Williams	3	57	1	32
Luke Deal	1	7	0	7
Brandon Frazier	1	6	0	6

PUNTING	No.	Yds.	Avg.	Long	I20	TB
Oscar Chapman	6	227	37.8	47	2	1

FIELD GOALS	Att.	Made	Long	KICKS
Anders Carlson	3	3	45	made 27, made 37, made 45

ALL RETURNS	Punts			Kickoffs			Intercepted		
	No.	Yds.	Lg.	No.	Yds.	Lg.	No.	Yds.	Lg.
Eli Stove	1	5	5	1	47	47	0	0	0
Smoke Monday	0	0	0	0	0	0	1	31	31
Roger McCreary	0	0	0	0	0	0	1	28	28

Auburn Posts 24-10 Victory Over Bulldogs

In a game that was largely defensive for most of the night, visiting Auburn pulled away for a 24-10 victory over Mississippi State at Davis Wade Stadium. A pair of fourth-quarter touchdowns by Auburn proved to be the difference after the teams exchanged nothing but field goals through the first three quarters of play. Auburn marched to Mississippi State's 10-yard line midway through the first quarter, before **Collin Duncan** broke up a pass to the end zone and forced the Tigers to settle for a field goal. The Bulldogs knotted the score at 3-3 with 5:27 remaining in the first half as **Brandon Ruiz** successfully nailed a 41-yard field goal. In Auburn's final drive of the first half, Tank Bigsby rushed for 47 yards on four carries to lead the Tigers to MSU's 20-yard line. Anders Carlson kicked the ball through the uprights as time expired to allow AU to carry a 6-3 lead into the locker room at halftime. In the third quarter, Smoke Monday intercepted **Will Rogers'** pass and returned it 31 yards to the Mississippi State 38-yard line to set up a Carlson field goal and extend the Tigers' advantage to 9-3. The 45-yard field goal would be the only score in the quarter. The first touchdown of the game came when the Tigers put together a 10-play, 95-yard drive to start the fourth quarter that culminated in a Seth Williams 32-yard touchdown reception in the end zone. State didn't take long to fire back with a touchdown of its own. **Lideatrick Griffin** gave the Bulldogs great field position after he returned the ensuing kickoff 65 yards to the Auburn 29-yard line. After rushing to the Tigers' 16-yard line, Rogers tossed a pair of eight-yard passes to **Jaden Walley** and **Austin Williams** to slice AU's lead to 16-10. Auburn answered with 6:03 to play when Bo Nix plunged three yards into the end zone before successfully finding Ze'Vian Capers for the two-point conversion to bring the score to its final 24-10 margin. Walley hauled in eight of those passes for 100 yards, making him the first freshman in MSU history with three 100-yard receiving games. Defensively, **Erroll Thompson** paced the Bulldogs with 11 tackles as he became the first Bulldog since 2002 to reach 300 career stops.

Auburn	3	3	3	15	24
Mississippi State	0	3	0	7	10

1st	06:47	AU	Anders Carlson 27 yd field goal
2nd	05:27	MS	Brandon Ruiz 41 yd field goal
	00:00	AU	Anders Carlson 37 yd field goal
3rd	04:28	AU	Anders Carlson 45 yd field goal
4th	10:03	AU	Seth Williams 32 yd pass from Bo Nix (Anders Carlson kick)
	08:24	MS	Austin Williams 8 yd pass from Will Rogers (Brandon Ruiz kick)
	06:03	AU	Bo Nix 3 yd run (Ze'Vian Capers pass from Bo Nix)

Team Stats

	AU	MS
FIRST DOWNS	19	17
Rushing	13	4
Passing	3	10
Penalty	3	3
NET YARDS RUSHING	218	19
Rushing Attempts	36	16
Average Per Rush	6.1	1.2
Rushing Touchdowns	1	0
Yards Gained Rushing	222	64
Yards Lost Rushing	4	45
NET YARDS PASSING	125	221
Completions-Attempts-Int	15-32-0	30-51-2
Average Per Attempt	3.9	4.3
Average Per Completion	8.3	7.4
Passing Touchdowns	1	1
TOTAL OFFENSE YARDS	343	240
Total offense plays	68	67
Average Gain Per Play	5.0	3.6
Fumbles: Number-Lost	0-0	0-0
Penalties: Number-Yards	8-80	7-90
PUNTS-YARDS	6-227	5-207
KICKOFFS-YARDS	5-315	3-193
Punt returns: Number-Yards-TD	1-5-0	1-10-0
Kickoff returns: Number-Yds-TD	1-47-0	2-91-0
Interceptions: Number-Yds-TD	2-59-0	0-0-0
Fumble Returns: Number-Yds-TD	0-0-0	1-84-0
Possession Time	30:56	29:04
Third-Down Conversions	5 of 16	4 of 16
Fourth-Down Conversions	1 of 2	0 of 2
Red-Zone Scores-Chances	3-4	1-1
Sacks By: Number-Yards	6-45	0-0
PAT Kicks	1-1	1-1
Field Goals	3-3	1-2
Points off turnovers	3	0



THE LEACH FILE

Hometown: Cody, Wyoming
 Education: BYU, 1983 (Bachelor's); Pepperdine, 1986 (J.D.);
 U.S. Sports Academy, 1988 (Master's)
 Wife: Sharon
 Children: Janeen, Kim, Cody and Kiersten
 Birthday: March 9, 1961

COACHING CAREER

2020-p: Mississippi State (Head Coach)
 2012-19: Washington State (Head Coach/OC/QBs)
 2000-09: Texas Tech (Head Coach/OC/QBs)
 1999: Oklahoma (OC/QBs)
 1997-98: Kentucky (OC/QBs)
 1994-96: Valdosta State (OC/WRs/QBs)
 1992-93: Valdosta State (OC/Offensive Line)
 1989-91: Iowa Wesleyan (OC/Offensive Line)
 1989: Pori, Finland – European League (Head Coach)
 1988: College of the Desert [Calif.] (Linebackers)
 1987: Cal Poly (Offensive Line)

BOWL GAMES AS A HEAD COACH

2020: Armed Forces Bowl (Mississippi State)
 2019: Cheez-It Bowl (Washington State)
 2018: Alamo Bowl (Washington State)
 2017: Holiday Bowl (Washington State)
 2016: Holiday Bowl (Washington State)
 2015: Sun Bowl (Washington State)
 2013: New Mexico Bowl (Washington State)
 2009: Alamo Bowl* (Texas Tech)
 2008: Cotton Bowl (Texas Tech)
 2007: Gator Bowl (Texas Tech)
 2006: Insight Bowl (Texas Tech)
 2005: Cotton Bowl (Texas Tech)
 2004: Holiday Bowl (Texas Tech)
 2003: Houston Bowl (Texas Tech)
 2002: Tangerine Bowl (Texas Tech)
 2001: Alamo Bowl (Texas Tech)
 2000: GalleryFurniture.com Bowl (Texas Tech)
 * - denotes did not coach in game

MIKE LEACH

Second Season
 @Coach_Leach

34TH HEAD FOOTBALL COACH AT MISSISSIPPI STATE 2018 & 2008 NATIONAL COACH OF THE YEAR

Mike Leach, a two-time national coach of the year, three-time conference coach of the year and the mastermind behind the NCAA record-setting "Air Raid" offense, was tabbed Mississippi State's 34th head football coach on January 9, 2020.

The accomplishments for Leach in his 20th year as a head coach are long and distinguished. He has compiled a 148-101 (.594) record, guided his squads to 17 bowl games, produced seven seasons of at least nine victories, captured two division titles, become the winningest coach in Texas Tech history and set school records for bowl appearances at both Texas Tech (10) and Washington State (6). During 10 of those 19 seasons, Leach's passing attack led the FBS – six at Texas Tech and four at Washington State.

Of the 50 most productive passing yardage seasons in FBS history, 11 came from quarterbacks coached by Leach since his hiring as head coach at Texas Tech in 2000. That includes three seasons by Graham Harrell (2006-08), two by Luke Falk (2015-16), one by Gardner Mishew II (2018) and one by Anthony Gordon (2019).

Leach, 59, arrived in Starkville after eight seasons at the helm at Washington State where he compiled a 55-47 (.539) record and was named the 2018 American Football Coaches Association National Coach of the Year and two-time Pac-12 Coach of the Year (2015, 2018). Leach spearheaded WSU to a school-record six bowl appearances and became the first coach in school history to lead the Cougars to five consecutive bowl games. They also led the nation in passing offense in four out of his last six seasons in charge.

The 2018 campaign saw Leach produce one of the finest coaching performances as WSU posted its first 11-win season in school history and a share of the Pac-12 North Division. The Cougars were ranked in the top 13 of each College Football Playoff rankings, including four consecutive weeks at No. 8. WSU capped the season with a win over Iowa State in the Alamo Bowl and finished No. 10 in the Associated Press and Coaches polls. Senior quarterback and Mississippi native Minshew captivated the nation, leading the FBS in passing yards per game (367.6).

Leach previously spent 10 seasons as head coach at Texas Tech (2000-09) where his squads produced bowl appearances all 10 years. He compiled a school-record 84 victories, a school-record five bowl wins and eight consecutive seasons of at least eight victories.

The architect of the most prolific passing offense in the country, Leach received three national coach of the year awards in 2008 – the Woody Hayes Award, Howie Long/Fieldturf Coach of the Year and George Munger Award. Leach's offense captured six NCAA passing titles and three total offense titles during his 10 seasons in Lubbock.

Leach led Texas Tech to one of the most memorable seasons in school history in 2008 as the team set a program record with 11 regular-season wins en route to an 11-2 record. The win total tied the mark, set previously by the 1953 and 1973 Red Raider squads. Numerous accolades poured in from across the country as an unprecedented four players earned first-team All-America status, in addition to Leach's three coach of the year honors. Harrell, offensive tackle Rylan Reed and offensive guard Brandon Carter each garnered first-team honors, while wide receiver Michael Crabtree was honored as a unanimous All-American for the second-straight season.

A total of 18 players were drafted at Texas Tech under Leach's watch and 21 others signed free agent contracts. In the spring of 2009, four players were selected among the first four rounds of the NFL Draft, marking the most successful draft for Texas Tech in the Leach era. The program made strides academically as well under Leach. During his 10 years, Texas Tech was recognized as one of the nation's top institutions for consistently being above a 70 percent graduation rate, according to the AFCA.

Prior to coming on board at Texas Tech, Leach, in just one season at Oklahoma, directed a Sooner offense that went from 11th in the Big 12 in 1998 to first in 1999 and 101st in the nation to 11th.

Prior to joining Bob Stoops' Oklahoma staff, Leach served as offensive coordinator for Hal Mumme at the University of Kentucky and Valdosta (Ga.) State University. Under Mumme and Leach, the Kentucky offense set six NCAA records, 41 Southeastern Conference records and 116 school records in 22 games.

Leach and Mumme first teamed up at Iowa Wesleyan College in 1989 where he served as offensive coordinator and line coach until 1991. He has also made stops in Pori, Finland, where he served as a head coach in the European Football League (1989), as well as one-year stints at College of the Desert (1988) and Cal Poly-San Luis Obispo (1987).

LEACH'S YEAR-BY-YEAR HEAD COACHING RECORD

Year	School	Overall	Conf.	Notable
2000	Texas Tech	7-6	3-5	
2001	Texas Tech	7-6	4-4	
2002	Texas Tech	9-5	5-3	Beat No. 4 Texas, Tangerine Bowl Champions
2003	Texas Tech	8-5	4-4	Houston Bowl Champions
2004	Texas Tech	8-4	5-3	No. 18 in AP/No. 17 in Coaches, Holiday Bowl Champions
2005	Texas Tech	9-3	6-2	No. 20 in AP/No. 19 in Coaches
2006	Texas Tech	8-5	4-4	Insight Bowl Champions
2007	Texas Tech	9-4	4-4	Beat No. 3 Oklahoma, No. 22 in AP/No. 23 in Coaches
2008	Texas Tech	11-2	7-1	No. 7 in BCS, Two top-10 wins including No. 1 Texas
2009	Texas Tech	8-4	5-3	Beat No. 15 Nebraska
2012	Washington State	3-9	1-8	Beat No. 25 Washington
2013	Washington State	6-7	4-5	Beat No. 25 USC
2014	Washington State	3-9	2-7	
2015	Washington State	9-4	6-3	Sun Bowl Champions
2016	Washington State	8-5	7-2	Beat No. 15 Stanford
2017	Washington State	9-4	6-3	Beat No. 5 USC and No. 18 Stanford
2018	Washington State	11-2	7-2	AFCA Coach of the Year, Pac-12 North Co-Champions
2019	Washington State	6-7	3-6	Fifth straight bowl appearance at WSU
2020	Mississippi State	4-7	3-7	Beat No. 5 LSU, Armed Forces Bowl Champions
2021	Mississippi State	5-4	3-3	
TOTALS	(20th season)	148-101	89-80	
MSU Record	(2nd season)	9-11	6-10	
TTU Record	(10 seasons)	84-43	47-33	
WSU Record	(8 seasons)	55-47	36-36	

ASSISTANT COACHES »



TONY HUGHES

Associate Head Coach/Nickelbacks | 10th season (second stint)

IN THE BOOTH

Veteran coach and heralded recruiter with three decades of experience in his home state of Mississippi ... Spent seven seasons (2009-15) as recruiting coordinator and safeties coach at Mississippi State prior to becoming the head coach at Jackson State University ... Boasting a reputation as being one of the top recruiters in college football, Hughes played a pivotal role in helping State land 22 signees for the 2020 class, including 11 top-30 prospects from Mississippi ... A teacher and mentor to his student-athletes, Hughes has excelled at identifying players in the state of Mississippi that leave MSU as NFL prospects, including Super Bowl Champions Fletcher Cox and Chris Jones, three-time Pro Bowl defensive back Darius Slay, 2012 Jim Thorpe Award winner Johnthan Banks and first-team All-American Benardrick McKinney.



ZACH ARNETT

Defensive Coordinator/Linebackers | 2nd season

Rising star in college football's coaching ranks ... Learned under one of the game's great defensive minds in former New Mexico and San Diego State head coach Rocky Long ... Member of the prestigious AFCA 35 Under 35 Coaches Leadership Institute in 2020 ... Spent the first nine years of his coaching career at San Diego State, beginning as a defensive graduate assistant in 2011 before being elevated to linebackers coach in 2014 and eventually promoted to defensive coordinator in 2018 ... Led an SDSU defense that ranked in the top 10 nationally in rushing defense (No. 2), scoring defense (No. 3), interceptions (No. 4), first downs allowed (No. 4), total defense (No. 6), passing efficiency defense (No. 6) and takeaways (No. 8) in 2019 ... Logged 200 career tackles as a linebacker at New Mexico from 2005-08 and helped the Lobos to consecutive bowl appearances in 2006 and 2007.



MATT BROCK

Special Team Coordinator/Outside Linebackers | 2nd season

Selected to the AFCA's prestigious 35 Under 35 Coaches Leadership Institute for 2020 ... In 2019 at Washington State, coached kicker Blake Mazza who led the Pac-12 in scoring (115 points) on his way to first-team All-Pac-12 honors ... Mazza was a Lou Groza Award finalist and midseason All-America second team selection by The Athletic and made a program-record 18 straight field goals to start the season ... Tutored eight all-conference performers and a pair of All-Americans during his coaching career, with six specialists and two linebackers earning the honor ... Played and began his coaching career at Baker University in Baldwin City, Kansas ... A two-time all-conference pick and two-time NAIA Academic All-American who tallied 277 career tackles and seven interceptions.



DARCEL McBATH

Cornerbacks | 2nd season

Spent three seasons at Washington State (2017-19), including part of the 2019 season as interim co-defensive coordinator and cornerbacks coach ... Led a defense in 2019 as co-interim defensive coordinator that finished the year No. 5 in the Pac-12 in takeaways (19) and tied for second in fumbles gained (9) ... Cornerbacks unit combined for five takeaways in 2018, highlighted by four interceptions while breaking up 18 passes on the year and adding 3.0 sacks ... Earned his degree in four years while playing for Mike Leach at Texas Tech from 2004-08 and spent five seasons in the NFL after being selected in the second round of the 2009 NFL Draft by the Denver Broncos ... Played five seasons in the NFL with two seasons in Denver, one in Jacksonville and two in San Francisco ... Appeared in Super Bowl XLVII as a member of the 49ers and made one tackle.



ERIC MELE

Running Backs | 2nd season

Spent eight seasons at Washington State, coaching the running backs during his final two seasons (2018-19) ... Spent three seasons coaching special teams (2015-17) after three seasons as an offensive quality control (2012-14) ... Tutored three All-Pac-12 honorees at WSU, including running back Max Borghi who was named Pac-12 Freshman of the Year honorable mention in 2018 ... Kicker Erik Powell earned All-Pac-12 second team honors in 2017 and finished No. 3 on WSU's all-time points kicking list with a school-record 164 career extra points ... Powell ranked third in school history in field goals made (51) and career field goal percentage (72.8) ... Helped WSU's special teams reach multiple milestones in 2016, as the Cougars recorded a kick return TD and punt return for a score for the first time in the same season since 1968, and the punt return unit finished No. 9 nationally (13.48 yd/rtn).



MASON MILLER

Offensive Line | 2nd season

No stranger to the Air Raid system, after working with both Mike Leach and Hal Mumme, two of the Air Raid's architects ... Has coached at all three levels of the NCAA and been a key part in establishing lethal offenses at each stop ... In two seasons at Washington State, three student-athletes earned All-Pac-12 honors and the offensive line allowed the fewest sacks in the Pac-12 during that span while protecting college football's top passing attack in consecutive seasons, generating 437.2 passing yards per game during the 2019 campaign ... Helped Andre Dillard become the top pass-blocking tackle in the country per Pro Football Focus and earn first-team All-Pac-12 and second-team All-America honors in 2019 before becoming the highest drafted Cougar offensive lineman in program history when the Philadelphia Eagles selected him in the first round of the 2019 NFL Draft.



DAVE NICHOL

Inside Receivers | 2nd season

Has spent 10 of his 20 years as a collegiate coach under Mike Leach, including five at Texas Tech and four at Washington State ... Owns 12 career bowl game appearances ... In four seasons at WSU, helped Gabe Marks become the Pac-12 all-time receptions leader (316) and finish No. 2 all-time in receiving touchdowns (37), while earning first-team All-Pac-12 honors in 2016 ... Helped Brandon Arconado finish with a Cougars single-season-record seven 100-yard receiving games on his way to leading the conference in receiving yards per game (100.8) in 2019 ... Spent four seasons at ECU, taking on the offensive coordinator role in his final season with the Pirates, and played a vital role in guiding an offense that established successive single-season school records for passing yards and total offense, and combined to break 70 individual or team single-game, season and career records.



JEFF PHELPS

Defensive Line | 2nd season

IN THE BOOTH

Has been a part of vaunted defensive fronts at nearly every stop of his coaching career, helping produce NFL talent and All-American pass rushers in the Pac-12, Mid-American and Big 10 conferences ... In 2018, saw the Cougar "Speed D" lead the Pac-12 with 38.0 sacks and finish No. 2 in the league with 88.0 tackles for loss ... Tutored Hercules Mata'afa to Consensus All-American and AP Pac-12 Defensive Player of the Year honors in 2017 after totaling a WSU-record 22.5 tackles for loss that season ... In six seasons as the defensive line coach at Minnesota, the Gophers earned five bowl berths ... Coached four All-Big Ten performers, including 2013 third-team All-American and 2014 second-round NFL Draft pick Ra'Shede Hagemen ... Helped Larry English to a pair of MAC Most Valuable Player honors, the 2008 MAC Defensive Player of the Year award and the No. 16 pick in the 2009 NFL Draft.



STEVE SPURRIER JR.

Outside Receivers | 2nd season

IN THE BOOTH

Collegiate coaching career includes 17 postseason bowl games, including the Sugar Bowl, Fiesta Bowl, Cotton Bowl and Orange Bowl, and two national championships (Oklahoma, 2000; Florida, 1996) ... In two seasons at Washington State, helped three receivers top the 60-catch mark, including Easop Winston Jr.'s 85-catch, 11-touchdown campaign in 2019 ... Spent one season as the assistant head coach/quarterbacks coach at Western Kentucky and developed Mike White who led the nation in completions (368) and ranked fourth in passing yards (4,177) ... No stranger to the SEC, he coached 11 seasons at South Carolina (2005-15) and spent five seasons at Florida (1994-98), helping develop numerous All-SEC performers and NFL Draft picks ... At South Carolina, coached NFL stars Sidney Rice, Alshon Jeffery and Kenny McKinley ... Worked with Mike Leach during his first stint at Oklahoma (1999).



JASON WASHINGTON

Safeties | 2nd season

Spent three seasons at Texas as the recruiting coordinator and cornerbacks coach, where he was tabbed the top Big 12 recruiter in 2018 by 247Sports ... In 2018, both Longhorn starting cornerbacks garnered All-Big 12 honors, as Kris Boyd grabbed first-team honors and Davante Davis was an honorable mention pick after combining for two interceptions, 24 pass breakups and 109 tackles ... With 23 all-conference honorees coached over his 17 years as a collegiate coach, he has also seen 10 pupils reach the NFL ... Spent a week during the 2009 season with the Minnesota Vikings as part of the Bill Walsh Minority Coaching Fellowship program ... Four-year letterwinner at Texas State in both football and baseball, starting at cornerback and in centerfield, respectively. Still ranks tied for No. 9 on the Bobcats' career stolen base charts (38).

DEPTH CHART

OFFENSE

QB	2	Will Rogers (6-2, 210, So.)	OR
	9	Chance Lortvich (5-11, 190, Sr.)	
RB	32	J.J. Jernighan (5-11, 215, R-Jr.)	
	7	Jo'quavious Marks (5-10, 205, So.)	OR
	23	Dillon Johnson (6-0, 215, So.)	
X	4	Malik Heath (6-3, 220, Sr.)	
	5	Lideatrick Griffin (5-10, 180, So.)	
H	6	Jamire Calvin (5-10, 160, Gr.)	
	82	Rufus Harvey (5-10, 170, R-Fr.)	
LT	67	Charles Cross (6-5, 310, R-So.)	
	66	Nick Jones (6-3, 300, R-So.)	
LG	58	Kameron Jones (6-5, 305, R-Jr.)	
	57	Cole Smith (6-3, 305, R-Jr.)	
C	63	LaQuinston Sharp (6-3, 300, Sr.)	
	57	Cole Smith (6-3, 305, R-Jr.)	
RG	69	Kwatrivous Johnson (6-7, 320, R-Jr.)	
	77	Cordavien Suggs (6-6, 305, R-Sr.)	
RT	78	Scott Lashley (6-7, 315, R-Sr.)	
	76	Albert Reese IV (6-7, 315, Fr.)	
Y	85	Austin Williams (6-3, 200, R-Sr.)	OR
	11	Jaden Walley (6-0, 185, So.)	
	24	Christian Ford (5-11, 175, R-Jr.)	
Z	10	Makai Polk (6-3, 200, R-So.)	
	17	Caleb Ducking (6-5, 205, R-Jr.)	

DEFENSE

DE	5	Randy Charlton (6-3, 265, R-Jr.)	
	9	De'Monte Russell (6-4, 265, R-So.)	
NG	93	Cameron Young (6-3, 310, R-Jr.)	
	22	Nathan Pickering (6-4, 300, Jr.)	
DT	94	Jaden Crumedy (6-5, 310, R-Jr.)	
	15	Jack Harris (6-3, 270, R-So.)	
SAM	2	Tyrus Wheat (6-2, 265, Sr.)	
	34	Sherman Timbs (6-2, 265, R-Sr.)	
MIKE	14	Nathaniel Watson (6-2, 240, R-Jr.)	
	16	DeShawn Page (6-2, 225, So.)	
WILL	3	Aaron Brule (6-1, 230, R-Jr.)	
	44	Jett Johnson (6-2, 235, R-Jr.)	
CB	1	Martin Emerson (6-2, 200, Jr.)	
	30	Decamerion Richardson (6-2, 195, So.)	
FS	19	Collin Duncan (6-0, 205, Jr.)	
	36	Jay Jimison (6-0, 200, R-Sr.)	
SS	0	Jalen Green (6-1, 200, Sr.)	
	24	Dylan Lawrence (6-4, 205, R-So.)	
DOG	38	Fred Peters (5-10, 205, Sr.)	
	12	Shawn Preston Jr. (6-0, 205, R-Jr.)	
CB	13	Emmanuel Forbes (6-0, 180, So.)	
	27	Esaias Furdge (6-0, 185, R-Jr.)	

SPECIAL TEAMS

K	8	Brandon Ruiz (5-10, 180, R-Sr.)	
	91	Nolan McCord (6-0, 170, R-Fr.)	
P	37	Tucker Day (6-0, 215, R-Sr.)	OR
	56	Archer Trafford (6-2, 240, R-So.)	
KO	8	Brandon Ruiz (5-10, 180, R-Sr.)	
	48	Scott Goodman (5-10, 205, R-Jr.)	
KR	5	Lideatrick Griffin (5-10, 180, So.)	
	7	Jo'quavious Marks (5-10, 205, So.)	
PR	85	Austin Williams (6-3, 200, R-Sr.)	
	13	Emmanuel Forbes (6-0, 180, So.)	
LS	43	Hayes Hammond (5-10, 205, R-Fr.)	OR
	41	Colby Cox (6-1, 235, R-Fr.)	
H	37	Tucker Day (6-0, 215, R-Sr.)	

GAME 1: LOUISIANA TECH

Louisiana Tech34

Mississippi State35

Sept. 4, 2021
Davis Wade Stadium
Starkville, Miss.
44,669

MISSISSIPPI STATE								
RUSHING								
Jo'quavious Marks	12	71	0	71	2	23	5.9	
Dillon Johnson	2	12	0	12	0	8	6.0	
Will Rogers	5	7	25	(-18)	0	6	(-3.6)	
PASSING								
Will Rogers	39	47	1	370	3	40	3	
RECEIVING								
Makai Polk	10	57	0	10				
Jo'quavious Marks	9	27	1	14				
Austin Williams	5	57	0	30				
Jaden Walley	4	64	1	17				
Jamire Calvin	3	67	1	40				
Rara Thomas	3	55	0	25				
Dillon Johnson	3	14	0	8				
Lideatrick Griffin	2	29	0	18				
PUNTING								
Tucker Day	5	210	42.0	46	0	0		
FIELD GOALS								
Brandon Ruiz	1	0	--	missed 52				
ALL RETURNS								
Lideatrick Griffin	0	0	0	4	144	70	0	0
Tyrus Wheat	0	0	0	0	0	0	1	0

LOUISIANA TECH								
RUSHING								
Austin Kendall	5	77	9	68	1	59	13.6	
Marcus Williams Jr.	13	34	13	21	0	7	1.6	
Greg Garner	4	11	0	11	0	5	2.8	
Keyon Brooks	2	1	0	1	0	1	0.5	
Harlan Dixon	1	0	0	0	0	0	0.0	
PASSING								
Austin Kendall	20	36	1	269	2	72	1	
Aaron Allen	1	1	0	(-1)	0	0	0	
RECEIVING								
Smoke Harris	4	52	1	24				
Isaiah Graham	3	41	0	29				
Marcus Williams Jr.	3	25	0	9				
Griffin Hebert	3	20	0	15				
Bub Means	2	94	1	72				
Tre Harris	2	7	0	7				
Harlan Dixon	2	7	0	5				
Tahj Magee	1	12	0	12				
Keyon Brooks	1	10	0	10				
PUNTING								
Cesar Barajas	7	270	38.6	51	2	1		
FIELD GOALS								
Jacob Barnes	3	2	33	made 20, made 33, blocked 46				
ALL RETURNS								
Smoke Harris	0	24	14	0	0	0	0	0
Bub Means	0	0	0	1	18	18	0	0
Trey Baldwin	0	0	0	0	0	0	1	35

Bulldogs Complete Largest Comeback In MSU History

Mississippi State found itself facing a 20-point deficit with just over 12 minutes remaining in its season opener against Louisiana Tech on Saturday. Undeterred, MSU finished with a flurry in all three phases to complete the largest comeback in school history. The 35-34 victory was sealed on the final play as LA Tech's 46-yard field goal fell short to send 44,669 maroon and white faithful home happy. Louisiana Tech took a 34-14 lead following a field goal early in the fourth quarter before State began mounting its comeback. The spark was started on special teams as **Lideatrick Griffin** returned the ensuing kickoff 70 yards to setup the homestanding Bulldogs at the 31-yard line. Three plays later, **Jo'quavious Marks** leapt into the end zone to start the rally with 12:01 left. MSU's defense forced a three-and-out to get the ball back quickly. The offense marched 77 yards in seven plays with quarterback **Will Rogers** completing all five of his passes on the drive to setup Marks again for a 5-yard scoring run to pull MSU within six. Another three-and-out by the defense gave State the ball back with just over six minutes remaining. Rogers was again perfect on all five throws, with the last going to **Jaden Walley** for a 15-yard touchdown to tie things at 34 before the extra point. In the fourth quarter, Rogers was a perfect 10-of-10 for 128 yards and a touchdown. Louisiana Tech still had 3:37 to make something happen and kept its hopes alive by converting a crucial 4th-and-11 from the MSU 43-yard line. Tech then ran the ball three straight plays - netting just six yards - and called timeout with two ticks remaining. Tech's 46-yard potential game-winner was blocked by **Jaden Crumedy** to give State its fifth consecutive season-opening win. The Bulldogs finished with 435 total yards, including 370 through the air.

Louisiana Tech				7	14	10	3	34
Mississippi State				14	0	0	21	35
1st	08:09	MS	Jo'quavious Marks 1 yd pass from Will Rogers (Brandon Ruiz kick)					
	00:35	MS	Jamire Calvin 20 yd pass from Will Rogers (Brandon Ruiz kick)					
	00:00	LATC	Bub Means 72 yd pass from Austin Kendall (Jacob Barnes kick)					
2nd	11:55	LATC	Austin Kendall 59 yd run (Jacob Barnes kick)					
	03:06	LATC	Smoke Harris 24 yd pass from Austin Kendall (Jacob Barnes kick)					
3rd	03:06	LATC	Jacob Barnes 20 yd field goal					
	01:50	LATC	Trey Baldwin 35 yd interception return (Jacob Barnes kick)					
4th	13:11	LATC	Jacob Barnes 33 yd field goal					
	12:01	MS	Jo'quavious Marks 1 yd run (Brandon Ruiz kick)					
	07:24	MS	Jo'quavious Marks 5 yd run (Brandon Ruiz kick)					
	03:37	MS	Jaden Walley 15 yd pass from (Brandon Ruiz kick)					

Team Stats			LATC	MS
FIRST DOWNS			14	22
Rushing			2	5
Passing			10	17
Penalty			2	0
NET YARDS RUSHING			101	65
Rushing Attempts			25	19
Average Per Rush			4.0	3.4
Rushing Touchdowns			1	2
Yards Gained Rushing			123	90
Yards Lost Rushing			22	25
NET YARDS PASSING			268	370
Completions-Attempts-Int			21-37-1	39-47-1
Average Per Attempt			7.2	7.9
Average Per Completion			12.8	9.5
Passing Touchdowns			2	3
TOTAL OFFENSE YARDS			369	435
Total offense plays			62	66
Average Gain Per Play			6.0	6.6
Fumbles: Number-Lost			1-1	3-3
Penalties: Number-Yards			7-36	12-96
PUNTS-YARDS			7-270	5-210
KICKOFFS-YARDS			7-413	6-385
Punt returns: Number-Yards-TD			3-24-0	0-0-0
Kickoff returns: Number-Yds-TD			1-18-0	4-144-0
Interceptions: Number-Yds-TD			1-35-1	1-0-0
Fumble Returns: Number-Yds-TD			0-0-0	0-0-0
Possession Time			27:40	32:20
Third-Down Conversions			4 of 15	2 of 8
Fourth-Down Conversions			1 of 1	0 of 0
Red-Zone Scores-Chances			2-2	5-5
Sacks By: Number-Yards			3-29	1-9
PAT Kicks			4-4	5-5
Field Goals			2-3	0-1
Points off turnovers			3	14

GAME 2: NC STATE

NC State 10
Mississippi State 24

Sept. 11, 2021
Davis Wade Stadium
Starkville, Miss.
45,834

MISSISSIPPI STATE

RUSHING	Att.	Gain	Lost	Net	TD	Long	Avg.
Dillon Johnson	6	18	0	18	0	8	3.0
Jo'quavious Marks	6	12	1	11	0	6	1.8
TEAM	1	0	2	(-2)	0	0	(-2.0)
Will Rogers	2	0	5	(-5)	0	0	(-2.5)

PASSING	Com	Att	Int	Yds	TD	Long	Sacks
Will Rogers	33	49	0	294	2	34	1

RECEIVING	No.	Yds.	TD	Long
Jo'quavious Marks	7	28	0	15
Dillon Johnson	6	70	0	26
Jaden Walley	5	44	1	13
Makai Polk	4	33	0	17
Austin Williams	3	48	0	34
Lideatrick Griffin	3	22	0	11
Malik Heath	2	29	1	21
Jamire Calvin	2	17	0	11
Rara Thomas	1	3	0	3

PUNTING	No.	Yds.	Avg.	Long	I20	TB
Tucker Day	7	251	35.9	56	1	1

FIELD GOALS	Att.	Made	Long	KICKS
Nolan McCord	1	1	32	made 32

ALL RETURNS	Punts	No.	Yds.	Lg.	Kickoffs	No.	Yds.	Lg.	Intercepted	No.	Yds.	Lg.
Jaden Walley	3	31	15	0	0	0	0	0	0	0	0	0
Austin Williams	2	18	13	0	0	0	0	0	0	0	0	0
Lideatrick Griffin	0	0	0	1	100	100	0	0	0	0	0	0
Fred Peters	0	0	0	0	0	0	1	0	0	0	0	0
Jalen Green	0	0	0	0	0	0	1	0	0	0	0	0

NC STATE

RUSHING	Att.	Gain	Lost	Net	TD	Long	Avg.
Zonovan Knight	8	34	3	31	0	10	3.9
Ricky Person	8	25	6	19	0	13	2.4
Jordan Houston	1	0	2	(-2)	0	0	(-2.0)
Devin Leary	8	12	27	(-15)	0	8	(-1.9)

PASSING	Com	Att	Int	Yds	TD	Long	Sacks
Devin Leary	30	49	1	303	1	38	4
Ricky Person	0	1	1	0	0	0	0
Ben Finley	0	1	0	0	0	0	0

RECEIVING	No.	Yds.	TD	Long
Thayer Thomas	7	39	1	15
Emeka Emezie	6	92	0	38
Devin Carter	5	79	0	37
Ricky Person	3	9	0	6
Porter Rooks	2	58	0	37
Zonovan Knight	2	7	0	7
Trent Pennix	2	5	0	5
Dylan Parham	1	7	0	7
C.J. Riley	1	4	0	4
Jordan Houston	1	3	0	3

PUNTING	No.	Yds.	Avg.	Long	I20	TB
Trenton Gill	7	305	43.6	55	1	0

FIELD GOALS	Att.	Made	Long	KICKS
Christopher Dunn	2	1	45	missed 48, made 45

ALL RETURNS	Punts	No.	Yds.	Lg.	Kickoffs	No.	Yds.	Lg.	Intercepted	No.	Yds.	Lg.
-- None --												

Griffin And Defense Pave Way To Win Over NC State

Lideatrick Griffin electrified the home crowd as he returned the games' opening kickoff 100 yards for a touchdown to set the stage for a 24-10 victory over NC State. Griffin became only the fifth Bulldog all-time to record a 100-yard kickoff return, and in the process, he laid the foundation for a successful night across the board for the Maroon and White. The Bulldog defense was stout, holding NC State out of the end zone until late in the fourth quarter. **Emmanuel Forbes** paced Mississippi State with a career-high 11 tackles, including 1.5 tackles for loss. MSU finished the evening with nine total tackles for loss, including four sacks. State also forced three turnovers. **Jalen Green** recorded an interception and fumble recovery. **Jett Johnson** forced the fumble that was recovered by Green, and **Fred Peters** also recorded a pick to seal the win with only seconds to play. On the other side of the ball, **Will Rogers** completed 33 of his 49 pass attempts for 294 yards and two touchdowns. It marked the sophomore's seventh career 200-plus-yard passing game, a total that is tied for ninth in Mississippi State history. Nine different Bulldogs caught passes from Rogers with **Jo'quavious Marks** hauling in a team-high seven catches and **Dillon Johnson** pacing State with a career-high 70 receiving yards. Griffin's game-starting touchdown return had the Bulldogs off and running from the opening bell. State led 7-0 after one quarter of play. Following a 45-yard field goal from NC State in the opening moments of the second quarter, the Bulldogs increased their lead just before halftime when Rogers found **Malik Heath** for a 21-yard scoring pass that completed a 13-play, 83-yard drive. MSU rode its offensive momentum right into the second half. Following Jett Johnson's forced fumble and Green's recovery, State took advantage of a short field. With 8:59 left in the third quarter, Rogers found **Jaden Walley** on a four-yard touchdown toss to go up 21-3. The Bulldogs added to their advantage in the fourth quarter when **Nolan McCord** drilled a 32-yard field goal with 12:30 left to play to make it 24-3. NC State was able to close the gap with a touchdown with 1:06 remaining, but after the Wolfpack recovered an onside kick, Peters cemented the MSU win with his interception.

NC State	0	3	0	7	10
Mississippi State	7	7	7	3	24

1st	14:47	MS	Lideatrick Griffin 100 yd kickoff return (Brandon Ruiz kick)
2nd	12:46	NCST	Christopher Dunn 45 yd field goal
	01:09	MS	Malik Heath 21 yd pass from Will Rogers (Brandon Ruiz kick)
3rd	08:59	MS	Jaden Walley 4 yd pass from Will Rogers (Nolan McCord kick)
4th	12:30	MS	Nolan McCord 32 yd field goal
	01:06	NCST	Thayer Thomas 4 yd pass from Devin Leary (Christopher Dunn kick)

Team Stats

	NCST	MS
FIRST DOWNS	16	15
Rushing	2	1
Passing	13	14
Penalty	1	0
NET YARDS RUSHING	34	22
Rushing Attempts	25	15
Average Per Rush	1.4	1.5
Rushing Touchdowns	0	0
Yards Gained Rushing	72	30
Yards Lost Rushing	38	8
NET YARDS PASSING	303	294
Completions-Attempts-Int	30-51-2	33-49-0
Average Per Attempt	5.9	6.0
Average Per Completion	10.1	8.9
Passing Touchdowns	1	2
TOTAL OFFENSE YARDS	335	316
Total offense plays	76	64
Average Gain Per Play	4.4	4.9
Fumbles: Number-Lost	2-1	0-0
Penalties: Number-Yards	6-59	9-60
PUNTS-YARDS	7-305	7-251
KICKOFFS-YARDS	2-130	5-300
Punt returns: Number-Yards-TD	0-0-0	5-49-0
Kickoff returns: Number-Yds-TD	0-0-0	1-100-1
Interceptions: Number-Yds-TD	0-0-0	2-0-0
Fumble Returns: Number-Yds-TD	0-0-0	0-0-0
Possession Time	28:57	31:03
Third-Down Conversions	6 of 20	3 of 13
Fourth-Down Conversions	1 of 3	1 of 2
Red-Zone Scores-Chances	1-3	2-2
Sacks By: Number-Yards	1-3	4-31
PAT Kicks	1-1	3-3
Field Goals	1-2	1-1
Points off turnovers	0	7

GAME 3: AT MEMPHIS

Mississippi State
Memphis

29
31

Sept. 18, 2021
Liberty Bowl Memorial Stadium
Memphis, Tenn.
43,461

MISSISSIPPI STATE

RUSHING	Att.	Gain	Lost	Net	TD	Long	Avg.
Dillon Johnson	7	49	0	49	1	14	7.0
J.J. Jernighan	2	5	0	5	0	4	2.5
J. Marks	4	7	5	2	0	5	0.5
Will Rogers	3	8	14	-6	0	8	(-2.0)

PASSING	Com	Att	Int	Yds	TD	Long	Sacks
Will Rogers	50	67	0	419	3	41	2

RECEIVING	No.	Yds.	TD	Long
Makai Polk	11	136	1	41
Malik Heath	9	88	1	29
Dillon Johnson	7	32	0	15
Austin Williams	6	44	0	12
Joquavius Marks	6	39	0	9
Jaden Walley	5	58	1	24
J.J. Jernighan	3	15	0	9
Jamire Calvin	3	7	0	9

PUNTING	No.	Yds.	Avg.	Long	I20	TB
Archer Trafford	5	211	42.2	57	1	1

FIELD GOALS	Att.	Made	Long	KICKS
Nolan McCord	1	1	39	made 39

ALL RETURNS	Punts			Kickoffs		Intercepted		Yds.	Lg.
	No.	Yds.	Lg.	No.	Yds.	Lg.	No.		
Dillon Johnson	0	0	0	3	42	17	0	0	0
Jaden Walley	2	-3	1	0	0	0	0	0	0
Lideatrick Griffin	0	0	0	1	19	19	0	0	0
Emmanuel Forbes	0	0	0	0	0	0	1	21	21
Sherman Timbs	0	0	0	1	3	3	0	0	0

MEMPHIS

RUSHING	Att.	Gain	Lost	Net	TD	Long	Avg.
Brandon Thomas	16	83	0	83	0	19	5.2
Rodrigues Clark	1	16	0	16	0	16	16.0
Seth Henigan	4	6	3	3	0	5	0.8
Gabriel Rogers	1	0	0	0	0	0	0.0
TEAM	3	0	15	-15	0	0	(-5.0)

PASSING	Com	Att	Int	Yds	TD	Long	Sacks
Seth Henigan	16	28	1	159	2	25	1

RECEIVING	No.	Yds.	TD	Long
Calvin Austin III	9	105	2	25
Brandon Thomas	2	19	0	10
Javon Ivory	2	15	0	11
Gabriel Rogers	1	8	0	8
Sean Dykes	1	7	0	7
Rodrigues Clark	1	5	0	5

PUNTING	No.	Yds.	Avg.	Long	I20	TB
Joe Doyle	5	231	46.2	65	3	0

FIELD GOALS	Att.	Made	Long	KICKS
Joe Doyle	1	1	51	made 51

ALL RETURNS	Punts			Kickoffs		Intercepted		Yds.	Lg.
	No.	Yds.	Lg.	No.	Yds.	Lg.	No.		
Calvin Austin III	2	107	94	0	0	0	0	0	0

Late Surge Falls Short At Memphis

MSU scored a pair of touchdowns in the final minutes to nearly complete a late comeback, but the Bulldogs ultimately came up short and fell on the road to Memphis, 31-29. Down 28-17 with just over three minutes to play, **Will Rogers** bookended a Memphis field goal with a nine-yard touchdown pass to **Malik Heath** and a 36-yard scoring toss to **Makai Polk**. However, the Bulldogs failed on a potential game-tying two-point conversion attempt when Rogers' scramble came up about a yard short of the goal line. The State signal caller passed for 419 yards, which stands as the eighth-best single-game mark in MSU history. Rogers also threw for three touchdowns as he set new State single-game records in completions and attempts by connecting on 50 of his 67 passes. Polk set career highs in both catches and yardage, hauling in 11 passes for 136 yards. **Emmanuel Forbes** came through with his sixth career interception. **Martin Emerson** and **Jett Johnson** tied for the team lead with eight total tackles each. The Bulldogs scored 17 unanswered points following a Memphis 49-yard fumble return on State's first drive of the game. MSU first clawed into the Tiger lead by putting together its longest scoring drive of the season. **Nolan McCord** drilled a career-long 39-yard field goal to cap a 17-play series and pull State within four points at 7-3. Early in the second quarter, the Bulldogs surged ahead. Polk hauled in five receptions on MSU's go-ahead drive. With 9:58 left in the period, **Dillon Johnson's** three-yard run into the end zone put State in front 10-7. Less than five minutes of game action later, the Bulldogs added to their advantage when Rogers connected with Walley on a six-yard touchdown pass that put MSU up 17-7. The score held until the late in the third quarter. Memphis' Seth Henigan threw a pair of touchdown passes – one in the third quarter and one in the fourth – to put the Tigers up 21-17. Then, Memphis later returned a punt 94 yards for a score to go up 28-17 with only 5:36 to play. Following State's failed two-point attempt with 1:32 left, MSU's chances were ended when the Bulldogs weren't able to an onside kick.

Mississippi State	3	14	0	12	29
Memphis	7	0	7	17	31

1st	12:02	MEM	Sanchez Blake 49 yd fumble recovery (Joe Doyle kick)
	03:20	MS	Nolan Mccord 39 yd field goal
2nd	09:58	MS	Dillon Johnson 3 yd run (Nolan Mccord kick)
	05:07	MS	Jaden Walley 6 yd pass from Will Rogers (Nolan Mccord kick)
3rd	06:15	MEM	Calvin Austin III 21 yd pass from Seth Henigan (Joe Doyle kick)
4th	07:48	MEM	Calvin Austin III 25 yd pass from Seth Henigan (Joe Doyle kick)
	05:36	MEM	Calvin Austin III 94 yd punt return (Joe Doyle kick)
	03:03	MS	Malik Heath 9 yd pass from Will Rogers (Will Rogers pass failed)
	02:02	MEM	Joe Doyle 51 yd field goal
	01:32	MS	Makai Polk 36 yd pass from Will Rogers (Will Rogers rush failed)

Team Stats

	MS	MEM
FIRST DOWNS	26	12
Rushing	6	5
Passing	18	6
Penalty	2	1
NET YARDS RUSHING	50	87
Rushing Attempts	16	25
Average Per Rush	3.1	3.5
Rushing Touchdowns	1	0
Yards Gained Rushing	69	105
Yards Lost Rushing	19	18
NET YARDS PASSING	419	159
Completions-Attempts-Int	50-67-0	16-28-1
Average Per Attempt	6.3	5.7
Average Per Completion	8.4	9.9
Passing Touchdowns	3	2
TOTAL OFFENSE YARDS	469	246
Total offense plays	83	53
Average Gain Per Play	5.7	4.6
Fumbles: Number-Lost	2-1	0-0
Penalties: Number-Yards	8-59	6-55
PUNTS-YARDS	5-211	5-231
KICKOFFS-YARDS	6-271	6-307
Punt returns: Number-Yards-TD	2-(-3)-0	2-107-1
Kickoff returns: Number-Yds-TD	5-64-0	0-0-0
Interceptions: Number-Yds-TD	1-21-0	0-0-0
Fumble Returns: Number-Yds-TD	0-0-0	1-49-1
Possession Time	36:57	23:03
Third-Down Conversions	9 of 17	2 of 12
Fourth-Down Conversions	0 of 1	1 of 3
Red-Zone Scores-Chances	4-5	0-0
Sacks By: Number-Yards	1-3	2-14
PAT Kicks	2-2	4-4
Field Goals	1-1	1-1
Points off turnovers	0	7

GAME 4: LSU

LSU 28
Mississippi State 25

Sept. 25, 2021
Davis Wade Stadium
Starkville, Miss.
50,298

MISSISSIPPI STATE

RUSHING	Att.	Gain	Lost	Net	TD	Long	Avg.
Dillon Johnson	8	51	0	51	0	12	6.4
Joquavious Marks	13	49	3	46	0	14	3.5
Will Rogers	5	20	2	18	0	10	3.6

PASSING	Com	Att	Int	Yds	TD	Long	Sacks
Will Rogers	47	62	1	371	3	29	1

RECEIVING	No.	Yds.	TD	Long
Joquavious Marks	9	67	1	16
Dillon Johnson	9	58	0	15
Makai Polk	8	78	1	29
Austin Williams	6	62	1	22
Malik Heath	5	48	0	22
Lideatrick Griffin	3	18	0	10
Jamire Calvin	2	21	0	13
Christian Ford	2	14	0	9
Jaden Walley	2	9	0	7
Will Rogers	1	-4	0	0

PUNTING	No.	Yds.	Avg.	Long	I20	TB
Archer Trafford	3	131	43.7	53	1	0

FIELD GOALS	Att.	Made	Long	KICKS
Nolan McCord	2	1	23	made 23

ALL RETURNS	Punts	No.	Yds.	Lg.	Kickoffs	No.	Yds.	Lg.	Intercepted	No.	Yds.	Lg.
Jaden Walley	2	7	5	0	0	0	0	0	0	0	0	0
Emmanuel Forbes	0	0	0	0	0	0	0	0	1	-10	0	0

LSU

RUSHING	Att.	Gain	Lost	Net	TD	Long	Avg.
Tyrion Davis-Price	13	54	3	51	0	18	3.9
Corey Kiner	4	15	1	14	0	7	3.5
Armoni Goodwin	3	11	0	11	0	9	3.7
TEAM	3	0	3	(-3)	0	0	(-1.0)
Max Johnson	4	5	15	(-10)	0	5	(-2.5)

PASSING	Com	Att	Int	Yds	TD	Long	Sacks
Max Johnson	17	27	1	280	4	64	2

RECEIVING	No.	Yds.	TD	Long
Kayshon Boutte	4	85	2	64
Brian Thomas Jr.	3	43	0	20
Deion Smith	2	19	0	12
Jaray Jenkins	2	15	0	10
Jack Bech	2	13	0	9
Trey Palmer	1	58	1	58
Kole Taylor	1	41	1	41
Malik Nabers	1	4	0	4
Armoni Goodwin	1	2	0	2

PUNTING	No.	Yds.	Avg.	Long	I20	TB
Avery Atkins	5	197	39.4	52	2	1

FIELD GOALS	Att.	Made	Long	KICKS
-- None --				

ALL RETURNS	Punts	No.	Yds.	Lg.	Kickoffs	No.	Yds.	Lg.	Intercepted	No.	Yds.	Lg.
Trey Palmer	2	26	24	0	0	0	0	0	0	0	0	0
Cordale Flott	0	0	0	0	0	0	0	0	1	0	0	0

State Drops 28-25 Decision To LSU

Mississippi State fell 28-25 to LSU at Davis Wade Stadium in the SEC opener. The Bulldogs trailed 7-3 at halftime, but the Tigers used three second half touchdowns to claim the win. MSU outgained LSU in total yardage in defeat. The Bulldogs posted 486 yards of total offense, paced by **Will Rogers'** 371 yards passing. The State signal caller completed 47 of 62 attempts and had three touchdown passes. Rogers has now thrown for 300 or more yards in a game five times already in his career, the second-most in school history behind only Dak Prescott. **Makai Polk**, **Joquavious Marks** and **Austin Williams** served as three of Rogers' favorite targets. Each caught touchdown passes as Polk finished with 78 yards, Marks tallied 67 and Williams ended with 62. On the ground, **Dillon Johnson** and Marks led the way for the Bulldogs, who set a new season high in team rushing yardage with 115 yards. Johnson totaled 51 rushing yards on eight attempts while Marks had 46 yards on 13 runs. Defensively, **Fred Peters** led MSU with nine tackles. The Bulldogs created a turnover as **Emmanuel Forbes** notched his seventh career pick – a total that leads all the FBS since the start of the 2020 season. LSU took a 7-0 lead less than six minutes into the game and led from that point on. State accumulated its points with a **Nolan McCord** 23-yard field goal in the second quarter that pulled MSU to within four at 7-3. After falling behind 21-3 in the third, State clawed closer on a 29-yard touchdown pass from Rogers to Polk. LSU went up 28-10 early in the fourth. Rogers would again narrow the margin with his two-yard scoring toss to Williams with 6:48 left and 16-yard touchdown pass to Marks with 1:53 left, but the comeback attempt fell short.

LSU	7	0	14	7	28
Mississippi State	0	3	7	15	25
1st	09:04	LSU	Kayshon Boutte 11 yd pass from Max Johnson (Cade York kick)		
2nd	08:19	MS	Nolan McCord 23 yd field goal		
3rd	14:22	LSU	Kayshon Boutte 64 yd pass from Max Johnson (Cade York kick)		
	03:35	LSU	Trey Palmer 58 yd pass from Max Johnson (Cade York kick)		
	00:26	MS	Makai Polk 29 yd pass from Will Rogers (Nolan McCord kick)		
4th	11:32	LSU	Kole Taylor 41 yd pass from Max Johnson (Cade York kick)		
	06:48	MS	Austin Williams 2 yd pass from Will Rogers (Nolan McCord kick)		
	01:53	MS	Joquavious Marks 16 yd pass from Will Rogers (Malik Heath pass from Will Rogers)		

Team Stats

	LSU	MS
FIRST DOWNS	15	29
Rushing	6	10
Passing	8	18
Penalty	1	1
NET YARDS RUSHING	63	115
Rushing Attempts	27	26
Average Per Rush	2.3	4.4
Rushing Touchdowns	0	0
Yards Gained Rushing	85	120
Yards Lost Rushing	22	5
NET YARDS PASSING	280	371
Completions-Attempts-Int	17-27-1	47-62-1
Average Per Attempt	10.4	6.0
Average Per Completion	16.5	7.9
Passing Touchdowns	4	3
TOTAL OFFENSE YARDS	343	486
Total offense plays	54	88
Average Gain Per Play	6.4	5.5
Fumbles: Number-Lost	0-0	1-1
Penalties: Number-Yards	5-32	6-36
PUNTS-YARDS	5-197	3-131
KICKOFFS-YARDS	5-325	4-255
Punt returns: Number-Yards-TD	2-26-0	2-7-0
Kickoff returns: Number-Yds-TD	0-0-0	0-0-0
Interceptions: Number-Yds-TD	1-0-0	1-(-10)-0
Fumble Returns: Number-Yds-TD	1-35-0	0-0-0
Possession Time	24:52	35:08
Third-Down Conversions	5 of 13	12 of 18
Fourth-Down Conversions	1 of 1	0 of 0
Red-Zone Scores-Chances	1-1	3-4
Sacks By: Number-Yards	1-2	2-15
PAT Kicks	4-4	2-2
Field Goals	0-0	1-2
Points off turnovers	7	0

GAME 5: TEXAS A&M

Mississippi State

#15 Texas A&M

26

22

Sept. 25, 2021
Davis Wade Stadium
Starkville, Miss.
50,298

MISSISSIPPI STATE

RUSHING	Att.	Gain	Lost	Net	TD	Long	Avg.
Dillon Johnson	6	20	1	19	0	7	3.2
Joquavious Marks	5	16	0	16	0	11	3.2
Will Rogers	4	10	5	5	0	10	1.2
TEAM	2	0	10	(-10)	0	0	(-5.0)

PASSING	Com	Att	Int	Yds	TD	Long	Sacks
Will Rogers	46	59	0	408	3	25	3

RECEIVING	No.	Yds.	TD	Long
Makai Polk	13	126	2	20
Joquavious Marks	7	40	0	12
Dillon Johnson	6	27	0	8
Christian Ford	4	40	0	16
Austin Williams	4	38	0	14
Lideatrick Griffin	3	52	0	23
Jamire Calvin	3	33	0	23
Jaden Walley	3	27	1	25
Malik Heath	3	25	0	22

PUNTING	No.	Yds.	Avg.	Long	I20	TB
Archer Trafford	3	122	40.7	47	2	0

FIELD GOALS	Att.	Made	Long	KICKS
Nolan McCord	3	1	24	made 24, missed 46, missed 49

ALL RETURNS	Punts			Kickoffs			Intercepted		
	No.	Yds.	Lg.	No.	Yds.	Lg.	No.	Yds.	Lg.
Jaden Walley	2	5	5	0	0	0	0	0	0
Fred Peters	0	0	0	0	0	0	1	12	12

TEXAS A&M

RUSHING	Att.	Gain	Lost	Net	TD	Long	Avg.
Isaiah Spiller	16	107	7	100	0	44	6.2
Devon Achane	8	75	7	68	0	40	8.5
Zach Calzada	6	35	29	6	1	25	1.0
Ainias Smith	1	3	0	3	0	3	3.0
TEAM	1	0	16	(-16)	0	0	(-16.0)

PASSING	Com	Att	Int	Yds	TD	Long	Sacks
Zach Calzada	12	20	1	135	1	38	3

RECEIVING	No.	Yds.	TD	Long
Ainias Smith	5	30	0	9
Jalen Preston	2	49	0	38
Devon Achane	2	31	0	29
Jalen Wydermyer	2	17	1	11
Demond Demas	1	8	0	8

PUNTING	No.	Yds.	Avg.	Long	I20	TB
Nic Constantinou	3	159	53.0	57	2	0

FIELD GOALS	Att.	Made	Long	KICKS
Seth Small	3	3	44	made 40, made 37, made 44

ALL RETURNS	Punts	No.	Yds.	Lg.	Kickoffs	No.	Yds.	Lg.	Intercepted	No.	Yds.	Lg.
Ainias Smith	1	19	19	0	0	0	0	0	0	0	0	0
Devon Achane	0	0	0	1	31	31	0	0	0	0	0	0

Bulldogs Take Down No. 15 Aggies 26-22

The Bulldogs took down the No. 15 Aggies at Kyle Field as MSU knocked off a ranked Texas A&M team yet again. The Bulldogs have now played a ranked Aggie squad four times since Texas A&M entered the Southeastern Conference in 2012 with victories in three of those meetings. Quarterback **Will Rogers** led the way. He completed 46 of his 59 passes for 408 yards and matched a career high with three touchdown tosses. It marked Rogers' sixth career game with more than 300 yards through the air, a total that stands second in MSU history behind only Dak Prescott. Much of Rogers' success came on throws to receiver **Makai Polk**. Polk set a trio of new career highs as he hauled in 13 passes for 126 yards and two touchdowns. Overall, State racked up 438 yards of total offense. Meanwhile MSU's defense held Texas A&M to 297 total yards. It was the State defense that got the Bulldogs going early. After Texas A&M received the opening kickoff, MSU safety **Fred Peters** intercepted an Aggie pass on the first drive of the game. The Bulldogs followed by cashing in with a **Nolan McCord** 24-yard field goal to go up 3-0. From there, it became a back-and-forth affair. Texas A&M and MSU alternated touchdown passes later in the first quarter. After the Aggies took a 7-3 lead, Rogers hit **Jaden Walley** for a one-yard score late in the period and State surged back ahead 10-7. Texas A&M was able to reclaim the lead at 13-10 in the second quarter, courtesy of a pair of field goals. However MSU put together a 12-play, 75-yard drive prior to halftime to shift momentum. State was able to go into the locker room with a 17-13 lead after Rogers hit Polk for a 15-yard score. Rogers and Polk hooked up again in the third quarter. With 6:54 left in the frame, Polk gave MSU a 24-13 advantage when he brought down a 20-yard pass. Texas A&M used a third-quarter touchdown and fourth-quarter field goal to pull back within two points at 24-22. However the Aggie comeback was thwarted when MSU cemented its win with a safety with only 2:02 remaining. State followed by recovering an onside kick, then ran out the clock to wrap the game in MSU Maroon and White.

Mississippi State	10	7	7	2	26
Texas A&M	7	6	6	3	22

1st	11:49	MS	Nolan McCord 24 yd field goal
	09:26	TAMU	Jalen Wydermyer 11 yd pass from Zach Calzada (Seth Small kick)
	02:58	MS	Jaden Walley 1 yd pass from Will Rogers (Nolan McCord kick)
2nd	14:16	TAMU	Seth Small 40 yd field goal
	02:47	TAMU	Seth Small 37 yd field goal
	01:16	MS	Makai Polk 15 yd pass from Will Rogers (Nolan McCord kick)
3rd	06:54	MS	Makai Polk 20 yd pass from Will Rogers (Nolan McCord kick)
	01:18	TAMU	Zach Calzada 25 yd run (Jalen Wydermyer pass failed)
4th	05:39	TAMU	Seth Small 44 yd field goal
	02:02	MS	TEAM safety

Team Stats

	MS	TAMU
FIRST DOWNS	29	15
Rushing	4	8
Passing	22	6
Penalty	3	1
NET YARDS RUSHING	30	161
Rushing Attempts	17	32
Average Per Rush	1.8	5.0
Rushing Touchdowns	0	1
Yards Gained Rushing	46	220
Yards Lost Rushing	16	59
NET YARDS PASSING	408	135
Completions-Attempts-Int	46-59-0	12-20-1
Average Per Attempt	6.9	6.8
Average Per Completion	8.9	11.2
Passing Touchdowns	3	1
TOTAL OFFENSE YARDS	438	296
Total offense plays	76	52
Average Gain Per Play	5.8	5.7
Fumbles: Number-Lost	0-0	4-0
Penalties: Number-Yards	7-65	8-59
PUNTS-YARDS	3-122	3-159
KICKOFFS-YARDS	5-297	7-403
Punt returns: Number-Yards-TD	2-5-0	1-19-0
Kickoff returns: Number-Yds-TD	0-0-0	1-31-0
Interceptions: Number-Yds-TD	1-12-0	0-0-0
Fumble Returns: Number-Yds-TD	0-0-0	0-0-0
Possession Time	35:06	24:54
Third-Down Conversions	3 of 10	4 of 11
Fourth-Down Conversions	0 of 0	0 of 0
Red-Zone Scores-Chances	4-5	4-4
Sacks By: Number-Yards	3-29	3-5
PAT Kicks	3-3	1-1
Field Goals	1-3	3-3
Points off turnovers	3	0

GAME 6: ALABAMA

#5 Alabama

Mississippi State

49
9

Oct. 16, 2021
Davis Wade Stadium
Starkville, Miss.
53,796

MISSISSIPPI STATE

RUSHING	Att.	Gain	Lost	Net	TD	Long	Avg.
Dillon Johnson	7	25	1	24	0	9	3.4
Joquavius Marks	3	16	0	16	0	10	5.3
Will Rogers	9	12	53	(-41)	0	11	(-4.6)

PASSING	Com	Att	Int	Yds	TD	Long	Sacks
Will Rogers	35	55	3	300	0	43	7

RECEIVING	No.	Yds.	TD	Long
Jaden Walley	6	64	0	17
Makai Polk	7	59	0	20
Malik Heath	3	56	0	43
Joquavius Marks	7	38	0	12
Christian Ford	2	26	0	24
Austin Williams	2	17	0	9
Lideatrick Griffin	2	15	0	11
Jamire Calvin	3	9	0	4
Dillon Johnson	2	9	0	8
Rufus Harvey	1	7	0	7

PUNTING	No.	Yds.	Avg.	Long	I20	TB
Archer Trafford	5	203	40.6	48	2	0

FIELD GOALS	Att.	Made	Long	KICKS
Brandon Ruiz	3	3	44	made 44, made 37, made 37

ALL RETURNS	Punts			Kickoffs		Intercepted			
-- None --	No.	Yds.	Lg.	No.	Yds.	Lg.	No.	Yds.	Lg.

ALABAMA

RUSHING	Att.	Gain	Lost	Net	TD	Long	Avg.
Roydell Williams	11	78	0	78	0	29	7.1
Brian Robinson Jr.	19	77	4	73	2	11	3.8
Trey Sanders	4	29	2	27	0	20	6.8
Bryce Young	6	34	16	18	0	13	3.0
TEAM	1	0	1	(-1)	0	0	(-1.0)

PASSING	Com	Att	Int	Yds	TD	Long	Sacks
Bryce Young	20	28	0	348	4	75	2

RECEIVING	No.	Yds.	TD	Long
John Metchie	7	117	1	46
Jameson Williams	2	77	1	75
Traseshon Holden	3	70	1	29
Brian Robinson Jr.	5	68	1	51
Slade Bolden	2	9	0	5
Roydell Williams	1	7	0	7

PUNTING	No.	Yds.	Avg.	Long	I20	TB
James Burnip	3	112	37.3	45	2	0

FIELD GOALS	Att.	Made	Long	KICKS
-- None --				

ALL RETURNS	Punts			Kickoffs		Intercepted			
	No.	Yds.	Lg.	No.	Yds.	Lg.	No.	Yds.	Lg.
JoJo Earle	1	2	2	0	0	0	0	0	0
Jameson Williams	0	0	0	2	65	45	0	0	0
Jordan Battle	0	0	0	0	0	0	2	69	40
Josh Jobe	0	0	0	0	0	0	1	6	6

Bulldogs Fall To Alabama

Under the lights at Davis Wade Stadium, Mississippi State fell 49-9 to visiting No. 5 Alabama. The Bulldogs got 300 yards of passing from quarterback Will Rogers and more than 50 yards of receiving from Makai Polk, Jaden Walley and Malik Heath, but it wasn't enough to earn victory against the Crimson Tide. For Rogers, it was the fifth time this season and seventh time in his career that he's cracked the 300-yard mark. He's second in school history in both categories, behind only Dak Prescott. Prescott had seven games with 300-plus yards in 2015 and finished his career with nine total occurrences. Alabama quarterback Bryce Young led the way for his team as he threw for four touchdowns. The Crimson Tide also picked up a pair of rushing scores from Brian Robinson, Jr., and an interception return for a touchdown by Jordan Battle. Meanwhile Mississippi State's points all came from the leg of Brandon Ruiz. The senior kicker tied a career high with three field goals. He drilled a 44-yarder in the first quarter, which stands as State's longest made kick this season. Ruiz also added a pair of 37-yarders with one in the second quarter and one in the third. Defensively, three Bulldogs had 10 or more tackles, led by linebacker Nathaniel Watson's career-best 16 stops. The total stood as the most tackles in a game by an MSU player since Brandon Wilson's 18 tackles against Louisiana Tech in 2011. Watson also added a sack for the second straight game. Linebacker Jett Johnson and safety Fred Peters each set new career highs as well with 10 tackles apiece for State. It's the first time this season the Bulldogs had multiple players hit double digits in tackles.

Alabama	14	7	14	14	49
Mississippi State	3	3	3	0	9

1st	10:34	ALA	John Metchie 46 yd pass from Bryce Young (Will Reichard kick)
	06:52	MS	Brandon Ruiz 44 yd field goal
	03:54	ALA	Jordan Battle 40 yd interception
2nd	03:15	ALA	Brian Robinson Jr. 1 yd run (Will Reichard kick)
	00:59	MS	Brandon Ruiz 37 yd field goal
3rd	14:46	ALA	Jameson Williams 75 yd pass from Bryce Young (Will Reichard kick)
	10:40	MS	Brandon Ruiz 37 yd field goal
	03:24	ALA	Brian Robinson Jr. 51 yd pass from Bryce Young (Will Reichard kick)
4th	12:37	ALA	Brian Robinson Jr. 3 yd run (Will Reichard kick)
	06:20	ALA	Traseshon Holden 29 yd pass from Young,Bryce (Will Reichard kick)

Team Stats

	ALA	MS
FIRST DOWNS	22	24
Rushing	11	6
Passing	11	15
Penalty	0	3
NET YARDS RUSHING	195	(-1)
Rushing Attempts	41	19
Average Per Rush	4.8	(-0.1)
Rushing Touchdowns	2	0
Yards Gained Rushing	218	53
Yards Lost Rushing	23	54
NET YARDS PASSING	348	300
Completions-Attempts-Int	20-28-0	35-55-3
Average Per Attempt	12.4	5.5
Average Per Completion	17.4	8.6
Passing Touchdowns	4	0
TOTAL OFFENSE YARDS	543	299
Total offense plays	69	74
Average Gain Per Play	7.9	4.0
Fumbles: Number-Lost	1-0	0-0
Penalties: Number-Yards	6-60	6-25
PUNTS-YARDS	3-112	5-203
KICKOFFS-YARDS	8-488	4-256
Punt returns: Number-Yards-TD	1-2-0	0-0-0
Kickoff returns: Number-Yds-TD	2-65-0	0-0-0
Interceptions: Number-Yds-TD	3-75-1	0-0-0
Fumble Returns: Number-Yds-TD	0-0-0	0-0-0
Possession Time	29:53	30:07
Third-Down Conversions	12 of 16	7 of 16
Fourth-Down Conversions	0 of 0	0 of 0
Red-Zone Scores-Chances	2-2	2-2
Sacks By: Number-Yards	1-2	2-15
PAT Kicks	4-4	2-2
Field Goals	0-0	1-2
Points off turnovers	7	0

GAME 7: VANDERBILT

Mississippi State
Vanderbilt

45
6

Oct. 23, 2021
Vanderbilt Stadium
Nashville, Tenn.
22,036

MISSISSIPPI STATE							
RUSHING	Att.	Gain	Lost	Net	TD	Long	Avg.
Dillon Johnson	7	34	0	34	0	8	4.9
Jo'quavious Marks	8	34	1	33	1	9	4.1
Chance Lovertich	1	7	0	7	0	7	7.0
Will Rogers	6	12	25	-13	0	9	-2.2

PASSING	Com	Att	Int	Yds	TD	Long	Sacks
Will Rogers	41	57	384	4	2	31	3
Chance Lovertich	5	6	77	1	0	28	0
Jaden Walley	0	1	0	0	0	0	0

RECEIVING	No.	Yds.	TD	Long
Jaden Walley	5	72	0	19
Makai Polk	5	63	2	31
Christian Ford	5	63	0	24
Rara Thomas	5	52	1	28
Jo'quavious Marks	4	48	0	21
Caleb Ducking	3	40	0	18
Austin Williams	3	30	0	14
Malik Heath	3	26	1	11
Lideatrick Griffin	4	22	0	7
Dillon Johnson	5	21	0	6
Rufus Harvey	2	17	1	11
J.J. Jernighan	1	4	0	4
Jamire Calvin	1	3	0	3

PUNTING	No.	Yds.	Avg.	Long	I20	TB
Day,Tucker	2	103	51.5	56	1	0

FIELD GOALS	Att.	Made	Long	KICKS
Brandon Ruiz	1	1	36	made 36

ALL RETURNS	Punts			Kickoffs		Intercepted			
	No.	Yds.	Lg.	No.	Yds.	Lg.	No.	Yds.	Lg.
Lideatrick Griffin	0	0	0	3	76	35	0	0	0
Emmanuel Forbes	0	0	0	0	0	0	1	22	22

VANDERBILT							
RUSHING	Att.	Gain	Lost	Net	TD	Long	Avg.
Rocko Griffin	7	12	0	12	0	4	1.7
Patrick Smith	1	2	0	2	0	2	2.0
Mike Wright	9	16	21	-5	0	5	-0.6

PASSING	Com	Att	Int	Yds	TD	Long	Sacks
Mike Wright	12	17	122	0	1	61	3
Jeremy Moussa	5	8	24	0	0	7	0

RECEIVING	No.	Yds.	TD	Long
Devin Boddie	4	69	0	61
Chris Pierce	2	35	0	24
Patrick Smith	2	8	0	7
Ben Bresnahan	1	8	0	8
Cam Johnson	2	7	0	4
Gavin Schoenwald	1	7	0	7
Logan Kyle	1	5	0	5
Amir Abdur-Rahman	1	4	0	4
Will Sheppard	1	4	0	4
Rocko Griffin	2	-1	0	3

PUNTING	No.	Yds.	Avg.	Long	I20	TB
Harrison Smith	7	303	43.3	50	2	0

FIELD GOALS	Att.	Made	Long	KICKS
Joseph Bulovas	2	2	41	made 27, made 41

ALL RETURNS		Punts		Kickoffs		Intercepted		Yds.		Lg.
No.	Yds.	Lg.	No.	Yds.	Lg.	No.	Yds.	Lg.	No.	Lg.
Cam Johnson	1	24	24	0	0	0	0	0	0	0
Rocko Griffin	0	0	0	1	18	18	0	0	0	0
Allan George	0	0	0	1	17	17	0	0	0	0
James Ziglor III	0	0	0	1	27	27	0	0	0	0
Dashaun Jerkins	0	0	0	0	0	0	1	0	0	0
Jayten Mahoney	0	0	0	0	0	0	1	0	0	0

State Rolls To 45-6 Win Over Vanderbilt

Mississippi State put forth a strong showing on both sides of the ball, all to the tune of a 45-6 victory over Vanderbilt in The Music City. Will Rogers set a new career high with four touchdown passes and the State defense limited Vandy to just 155 yards of offense on the way to the win. Rogers finished with 386 yards of passing. His four scores were not only a single-game career best, but tied him for fifth-most in a single game in MSU history. A total of 13 different Bulldogs caught passes from Rogers. Jaden Walley had a team-high 72 yards of receiving. Makai Polk added 63 yards and had a pair of touchdown catches. Malik Heath, Rufus Harvey and Rara Thomas also found paydirt. Dillon Johnson and Jo'quavious Marks led MSU on the ground. Johnson had 34 yards rushing, while Marks had 33 yards and a touchdown. MSU's offense racked up 524 total yards. The State defense was as stingy as it has been all year long. The Bulldogs gave up just 146 yards through the air and only nine on the ground. Vanderbilt averaged 3.7 yards per play, including a miniscule 0.5 yards per rush. Mississippi State was in control from beginning to end.

Mississippi State	10	14	7	14	45
Vanderbilt	0	3	3	0	6

1st	11:18	MS	Makai Polk 9 yd pass from Will Rogers (Brandon Ruiz kick)
	01:48	MS	Brandon Ruiz 36 yd field goal
2nd	14:55	VAN	Joseph Bulovas 27 yd field goal
	09:01	MS	Makai Polk 31 yd pass from Will Rogers (Brandon Ruiz kick)
	02:00	MS	Rufus Harvey 6 yd pass from Will Rogers (Brandon Ruiz kick)
3rd	08:37	VAN	Joseph Bulovas 41 yd field goal
	03:52	MS	Malik Heath 9 yd pass from Will Rogers (Brandon Ruiz kick)
4th	11:38	MS	Jo'quavious Marks 5 yd run (Brandon Ruiz kick)
	00:51	MS	Rara Thomas 28 yd pass from Chance Lovertich (Brandon Ruiz kick)

Team Stats		MS	VAN
FIRST DOWNS		29	5
Rushing		6	1
Passing		21	4
Penalty		2	0
NET YARDS RUSHING		61	9
Rushing Attempts		22	17
Average Per Rush		2.8	0.5
Rushing Touchdowns		1	0
Yards Gained Rushing		87	30
Yards Lost Rushing		26	21
NET YARDS PASSING		461	146
Completions-Attempts-Int		46-64-2	17-25-1
Average Per Attempt		7.2	5.8
Average Per Completion		10.0	8.6
Passing Touchdowns		5	0
TOTAL OFFENSE YARDS		522	155
Total offense plays		86	42
Average Gain Per Play		6.1	3.7
Fumbles: Number-Lost		0-0	0-0
Penalties: Number-Yards		9-70	5-40
PUNTS-YARDS		2-103	7-303
KICKOFFS-YARDS		8-499	3-193
Punt returns: Number-Yards-TD		0-0-0	1-24-0
Kickoff returns: Number-Yds-TD		3-76-0	3-62-0
Interceptions: Number-Yds-TD		1-22-0	2-0-0
Fumble Returns: Number-Yds-TD		0-0-0	0-0-0
Possession Time		39:02	20:58
Third-Down Conversions		10 of 16	1 of 11
Fourth-Down Conversions		1 of 1	0 of 0
Red-Zone Scores-Chances		5-5	1-1
Sacks By: Number-Yards		3-21	3-25
PAT Kicks		6-6	0-0
Field Goals		1-1	2-2
Points off turnovers		7	3

GAME 8: KENTUCKY

#12 Kentucky

Mississippi State

17

31

Oct. 30, 2021
Davis Wade Stadium
Starkville, Miss.
49,487

MISSISSIPPI STATE										
RUSHING	Att.	Gain	Lost	Net	TD	Long	Avg.			
Joquavious Marks	20	64	6	58	1	10	2.9			
Dillon Johnson	11	44	3	41	2	12	3.7			
Will Rogers	4	7	12	-5	0	6	-1.3			
PASSING	Com	Att	Int	Yds	TD	Long	Sacks			
Will Rogers	36	39	0	344	1	29	2			
RECEIVING	No.	Yds.	TD	Long						
Jaden Walley	6	95	0	29						
Joquavious Marks	9	57	0	14						
Makai Polk	5	51	0	23						
Austin Williams	4	32	0	13						
Dillon Johnson	4	30	0	11						
Rara Thomas	1	25	1	25						
Christian Ford	1	17	0	17						
Lideatrick Griffin	2	16	0	9						
Jamire Calvin	1	11	0	11						
Malik Heath	1	4	0	4						
Omni Wells	1	3	0	3						
J.J. Jernighan	1	3	0	3						
PUNTING	No.	Yds.	Avg.	Long	I20	TB				
Tucker Day	3	111	37.0	50	0	0				
FIELD GOALS	Att.	Made	Long	KICKS						
Brandon Ruiz	2	1	27	missed 47, made 27						
ALL RETURNS	Punts			Kickoffs			Intercepted			
	No.	Yds.	Lg.	No.	Yds.	Lg.	No.	Yds.	Lg.	
Jaden Walley	1	11	11	0	0	0	0	0	0	
Jalen Green	0	0	0	0	0	0	1	0	0	
Shawn Preston Jr.	0	0	0	0	0	0	1	1	1	
Cameron Young	0	0	0	0	0	0	1	5	5	
KENTUCKY										
RUSHING	Att.	Gain	Lost	Net	TD	Long	Avg.			
Chris Rodriguez	8	39	5	34	0	15	4.3			
Kavosiey Smoke	8	19	0	19	0	6	2.4			
Will Lewis	3	9	0	9	0	5	3.0			
Wan'Dale Robinson	1	4	0	4	0	4	4.0			
PASSING	Com	Att	Int	Yds	TD	Long	Sacks			
Will Lewis	17	28	3	150	1	21	0			
RECEIVING	No.	Yds.	TD	Long						
Wan'Dale Robinson	9	79	0	21						
Demarcus Harris	2	30	1	17						
Chris Rodriguez	2	23	0	12						
Josh Ali	2	9	0	5						
Izayah Cummings	1	5	0	5						
Justin Rigg	1	4	0	4						
PUNTING	No.	Yds.	Avg.	Long	I20	TB				
Colin Goodfellow	3	161	53.7	70	1	0				
FIELD GOALS	Att.	Made	Long	KICKS						
Matt Ruffolo	1	1	41	made 41						
ALL RETURNS	Punts			Kickoffs			Intercepted			
	No.	Yds.	Lg.	No.	Yds.	Lg.	No.	Yds.	Lg.	
Wan'Dale Robinson	1	3	3	0	0	0	0	0	0	
Josh Ali	1	74	74	0	0	0	0	0	0	
Zach Johnson	0	0	0	3	50	18	0	0	0	

Dawgs Earn 31-17 Homecoming Win Over UK

Facing a 10-0 first-half deficit, State scored 31 unanswered points to ultimately earn a 31-17 Homecoming victory over No. 12 Kentucky. MSU was sparked by a stellar showing from QB Will Rogers, and a defense that forced four turnovers. Rogers set an SEC record for completion percentage (in a single game with more than 30 attempts), connecting on 36 of his 39 throws (92 pct.). Rogers threw for 344 yards, marking the 7th time this year he has thrown for 300-plus yards, tying Dak Prescott's single-season record for 300-plus-yard games. MSU rushed 35 times, which stands as the team's most runs in a single game since head coach Mike Leach took over the program prior to the 2020 season. Joquavious Marks ran for 58 yards and touchdown, while Dillon Johnson totaled 41 rushing yards and two scores. The Bulldogs picked up key interceptions from Shawn Preston, Jr., Jalen Green and Cameron Young. The takeaways led to 14 of State's points. UK surged ahead early with a 74-yard punt return for a touchdown in the first and a 41-yard field goal early in the second. State cut into the UK lead midway through the second quarter when Marks capped off an 8-play, 75-yard drive with a 7-yard touchdown run. Prior to half, the Bulldogs claimed the lead with a 75-yard drive, ending with a 9-yard scoring run from Johnson. That made it 14-10 State. MSU used a huge third quarter to put the game out of reach. Brandon Ruiz connected on a 27-yard field goal midway through the period as the Bulldogs went up 17-10. Following Jett Johnson's fumble recovery, Dillon Johnson rumbled into the end zone from a yard out to make it 24-10. The Bulldogs added one more touchdown with 2:51 left in the third on a 25-yard strike from Rogers to Thomas to make it 31-10.

Kentucky	7	3	0	7	17
Mississippi State	0	14	17	0	31
1st	07:14	UK	Josh Ali 74 yd punt return (Matt Ruffolo kick)		
2nd	12:14	UK	Matt Ruffolo 41 yd field goal		
	07:45	MS	Joquavious Marks 7 yd run (Brandon Ruiz kick)		
	01:40	MS	Dillon Johnson 9 yd run (Brandon Ruiz kick)		
3rd	06:34	MS	Brandon Ruiz 27 yd field goal		
	04:44	MS	Dillon Johnson 1 yd run (Brandon Ruiz kick)		
	02:51	MS	Rara Thomas 25 yd pass from Will Rogers (Brandon Ruiz kick)		
4th	13:37	UK	Demarcus Harris 17 yd pass from Will Lewis (Matt Ruffolo kick)		

Team Stats			UK	MS
FIRST DOWNS			14	27
Rushing			5	7
Passing			8	15
Penalty			1	5
NET YARDS RUSHING			66	94
Rushing Attempts			20	35
Average Per Rush			3.3	2.7
Rushing Touchdowns			0	3
Yards Gained Rushing			71	115
Yards Lost Rushing			5	21
NET YARDS PASSING			150	344
Completions-Attempts-Int			17-28-3	36-39-0
Average Per Attempt			5.4	8.8
Average Per Completion			8.8	9.6
Passing Touchdowns			1	1
TOTAL OFFENSE YARDS			216	438
Total offense plays			48	74
Average Gain Per Play			4.5	5.9
Fumbles: Number-Lost			1-1	0-0
Penalties: Number-Yards			6-68	11-88
PUNTS-YARDS			3-161	3-111
KICKOFFS-YARDS			4-235	6-376
Punt returns: Number-Yards-TD			2-77-1	1-11-0
Kickoff returns: Number-Yds-TD			3-50-0	0-0-0
Interceptions: Number-Yds-TD			0-0-0	3-6-0
Fumble Returns: Number-Yds-TD			0-0-0	0-0-0
Possession Time			18:50	41:10
Third-Down Conversions			6 of 10	7 of 12
Fourth-Down Conversions			0 of 0	0 of 0
Red-Zone Scores-Chances			1-2	4-5
Sacks By: Number-Yards			2-12	0-0
PAT Kicks			2-2	4-4
Field Goals			1-1	1-2
Points off turnovers			0	14

GAME 8: KENTUCKY

#17 Mississippi State

Arkansas

28

31

Nov. 6, 2021
Reynolds Stadium
Fayetteville, Ark.
68,818

MISSISSIPPI STATE									
RUSHING	Att.	Gain	Lost	Net	TD	Long	Avg.		
Jo'quavious Marks	11	40	0	40	0	9	3.6		
Dillon Johnson	8	31	0	31	0	9	3.9		
Will Rogers	7	7	9	-2	0	2	-0.3		
PASSING	Com	Att	Int	Yds	TD	Long	Sacks		
Will Rogers	36	48	417	4	1	42	3		
RECEIVING	No.	Yds.	TD	Long					
Makai Polk	8	117	0	42					
Austin Williams	4	72	0	28					
Christian Ford	3	65	0	29					
Rara Thomas	4	63	2	37					
Jo'quavious Marks	6	46	1	15					
J.J. Jernighan	4	28	0	15					
Dillon Johnson	5	12	0	5					
Jamire Calvin	1	11	0	11					
Jaden Walley	1	3	1	3					
Malik Heath	0	0	0	0					
PUNTING	No.	Yds.	Avg.	Long	I20	TB			
Archer Trafford	2	88	44	44	0	0	0		
FIELD GOALS	Att.	Made	Long	KICKS					
Brandon Ruiz	2	0	--	missed 23, made 46					
Nolan McCord	1	0	--	missed 40					
ALL RETURNS	Punts			Kickoffs		Intercepted			
	No.	Yds.	Lg.	No.	Yds.	Lg.	No.	Yds.	Lg.
Jaden Walley	1	-2	0	0	0	0	0	0	0
Jo'quavious Marks	0	0	0	3	73	33	0	0	0

ARKANSAS									
RUSHING	Att.	Gain	Lost	Net	TD	Long	Avg.		
Dominique Johnson	17	108	1	107	2	24	6.3		
Treyton Burks	3	43	4	39	0	26	13.0		
Raheim Sanders	8	26	0	26	0	11	3.3		
Trelon Smith	5	17	0	17	0	6	3.4		
K.J. Jefferson	11	28	14	14	0	8	1.3		
TEAM	1	0	1	-1	0	0	-1.0		
PASSING	Com	Att	Int	Yds	TD	Long	Sacks		
K.J. Jefferson	19	23	191	1	0	25	3		
De'Vion Warren	0	1	0	0	0	0	0		
Treyton Burks	0	1	0	0	0	0	0		
RECEIVING	No.	Yds.	TD	Long					
Treyton Burks	6	82	1	25					
Raheim Sanders	3	41	0	24					
Trey Knox	4	26	0	13					
Tyson Morris	2	19	0	13					
Warren Thompson	2	12	0	7					
Dominique Johnson	1	7	0	7					
Hudson Henry	1	4	0	4					
De'Vion Warren	0	0	0	0					
PUNTING	No.	Yds.	Avg.	Long	I20	TB			
Reid Bauer	2	101	50.5	56	0	1	1		
FIELD GOALS	Att.	Made	Long	KICKS					
Cam Little	4	3	51	made 46, made 48, made 51, missed 42					
ALL RETURNS	Punts			Kickoffs		Intercepted			
	No.	Yds.	Lg.	No.	Yds.	Lg.	No.	Yds.	Lg.
Nathan Parodi	1	8	8	0	0	0	0	0	0
Grant Morgan	0	0	0	0	0	0	1	0	0

Bulldogs Fall 31-28 At Arkansas

Mississippi State battled back from two-score deficits on two different occasions, but ultimately fell 31-28 on the road at Arkansas. Quarterback Will Rogers connected with Jo'quavious Marks on a 15-yard TD pass with just 2:22 left to put the Bulldogs up 28-23, but the Razorbacks responded with a 10-play, 75-yard scoring drive that accounted for the game's winning points. The Bulldogs had a shot to tie the game in the final seconds, but kicker Nolan McCord's 40-yard field goal try was no good. State trailed by scores of 13-0 and 23-14 earlier in the contest, but each time, fought back to take leads. Rogers threw a 3-yard TD pass to Jaden Walley in the second quarter and had a six-yard strike to Rara Thomas early in the third to put MSU in front 14-13. After Arkansas jumped back ahead with a field goal and touchdown, Rogers and Thomas hooked up again – this time from 37 yards out – to pull State within two points at 23-21 in the fourth quarter. Later, Rogers had his go-ahead TD toss to Marks before Arkansas found the end zone for the game's deciding score with only 21 seconds remaining. Rogers finished the game completing 36 of his 48 passes for 417 yards and four touchdowns. For the season, Rogers cracked the 3,000-yard mark. Rogers is only the second quarterback in MSU history to pass for more than 3,000 yards in a single season. Rogers joined Dak Prescott, who accomplished the feat twice. Marks led the Bulldogs on the ground with 40 rushing yards. Makai Polk had a team-best 117 receiving yards. Safety Shawn Preston, Jr. totaled nine tackles for State. Tyrus Wheat and Cameron Young each had eight.

Mississippi State	0	7	7	14	28
Arkansas	10	3	3	15	31
1st	07:52	ARK	Cam Little 46 yd field goal		
	03:56	ARK	Dominique Johnson 1 yd run (Cam Little kick)		
2nd	03:21	ARK	Cam Little 48 yd field goal		
	00:07	MS	Jaden Walley 3 yd pass from Will Rogers (Brandon Ruiz kick)		
3rd	08:15	MS	Rara Thomas 6 yd pass from Will Rogers (Brandon Ruiz kick)		
	04:38	ARK	Cam Little 51 yd field goal		
4th	14:10	ARK	Treyton Burks 14 yd pass from K.J. Jefferson (Cam Little kick)		
	11:41	MS	Rara Thomas 37 yd pass from Will Rogers (Nolan McCord kick)		
	02:22	MS	Jo'quavious Marks 15 yd pass from Will Rogers (Nolan McCord kick)		
	00:21	ARK	Dominique Johnson 4 yd run (Dominique Johnson rush)		

Team Stats	MS	ARK
FIRST DOWNS	28	23
Rushing	5	10
Passing	20	10
Penalty	3	3
NET YARDS RUSHING	69	202
Rushing Attempts	26	45
Average Per Rush	2.7	4.5
Rushing Touchdowns	0	2
Yards Gained Rushing	78	222
Yards Lost Rushing	9	20
NET YARDS PASSING	417	191
Completions-Attempts-Int	36-48-1	19-25-0
Average Per Attempt	8.7	7.6
Average Per Completion	11.6	10.1
Passing Touchdowns	4	1
TOTAL OFFENSE YARDS	486	393
Total offense plays	74	70
Average Gain Per Play	6.6	5.6
Fumbles: Number-Lost	0-0	0-0
Penalties: Number-Yards	10-77	11-84
PUNTS-YARDS	2-88	2-101
KICKOFFS-YARDS	5-294	7-451
Punt returns: Number-Yards-TD	1-(-2)-0	1-8-0
Kickoff returns: Number-Yds-TD	3-73-0	0-0-0
Interceptions: Number-Yds-TD	0-0-0	1-0-0
Fumble Returns: Number-Yds-TD	0-0-0	0-0-0
Possession Time	32:14	27:46
Third-Down Conversions	6 of 12	6 of 13
Fourth-Down Conversions	2 of 2	0 of 0
Red-Zone Scores-Chances	3-4	3-3
Sacks By: Number-Yards	3-13	3-9
PAT Kicks	4-4	2-2
Field Goals	0-3	3-4
Points off turnovers	0	0

THE LAST TIME MISSISSIPPI STATE...

TEAM

Defense

Allowed 60+ points	South Carolina, 1995 (65)
Allowed 50+ points	at Auburn, 2019 (56)
Allowed 40+ points	Alabama, 2021 (49)
Allowed 30+ points	at Arkansas, 2021 (31)
Held opponent scoreless	Charleston Southern, 2017 (49-0)
Held opponent scoreless at Scott Field	Charleston Southern, 2017 (49-0)
Held opponent scoreless on the road	at South Carolina, 1998 (38-0)
Held opponent scoreless at neutral site	vs. Kansas, 1981 (10-0)
Held two opponents scoreless in one season	2014 (Southern Miss, 49-0; Vanderbilt, 51-0)
Held three opponents scoreless in one season	1963 (Samford, 43-0; at Tennessee, 7-0; Houston, 20-0)
Held an SEC opponent scoreless	Vanderbilt, 2014 (51-0)
Held two SEC opponents scoreless in one season	1998 (Vanderbilt, 42-0; at South Carolina, 38-0)
Held opponent without an offensive touchdown	at Vanderbilt, 2021 (45-6)
Held opponent to 10 or fewer first downs	at Vanderbilt, 2021 (5)
Held opponent to 0 or fewer yards rushing	vs. Iowa, 2018 (-15 yds, 20 att.)
Held opponent to 25 or fewer yards rushing	at Vanderbilt, 2021 (9 yds., 17 att.)
Held opponent to 50 or fewer yards rushing	at Vanderbilt, 2021 (9 yds., 17 att.)
Held opponent to 50 or fewer yards passing	Charleston Southern, 2017 (15)
Held opponent to 100 or fewer yards passing	at Kentucky, 2020 (73)
Held opponent to 100 or fewer yards total offense	Charleston Southern, 2017 (33)
Held opponent to 200 or fewer yards total offense	at Vanderbilt, 2021 (155)
Held opponent to 250 or fewer yards total offense	Kentucky, 2021 (216)
Recorded six+ takeaways	at Kentucky, 2007 (6; 3 INT, 3 fumbles)
Recorded five+ takeaways	Vanderbilt, 2020 (5; 3 INT, 2 fumbles)
Intercepted five+ passes	at Memphis, 2002 (5)
Intercepted four+ passes	at Middle Tennessee, 2009 (4)
Intercepted three+ passes	Kentucky, 2021 (3)
Returned three+ interceptions for TDs	Arkansas State, 1994 (Walt Harris, 41 yards; Jimmy Lipscomb, 28 yards; Dwayne Curry, 29 yards)
Returned two+ interceptions for TDs	Jackson State, 2012 (Darius Slay, 52 yards; Matthew Wells, 22 yards)
Returned one interception for a TD	vs. Tulsa, 2020 (Emmanuel Forbes, 90 yards)
Two players had 2+ interceptions	at Middle Tennessee State, 2009 (Corey Broomfield, 2; Johnthan Banks, 2)
Returned a fumble for a TD	at Louisiana Tech, 2017 (Jeffery Simmons, 90 yards)
Scored a safety	at Texas A&M, 2021
Scored two+ safeties	Charleston Southern, 2017 (2)
Recorded nine+ sacks	at Ole Miss, 1996 (9)
Recorded eight+ sacks	Oklahoma State, 1999 (8)
Recorded seven+ sacks	at LSU, 2020 (7)
Recorded six+ sacks	at LSU, 2020 (7)
Recorded five+ sacks	vs. Tulsa, 2020 (5)
Did not record a sack	Kentucky, 2021
Recorded 10+ tackles for loss	at Georgia, 2020 (11)
Had four players record 10+ tackles	Texas A&M, 2012 (B. McKinney, 14; C. Lawrence, 13; N. Whitley, 12; M. Wells, 10)
Had three players record 10+ tackles	Alabama, 2021 (N. Watson, 16; F. Peters, 10; J. Johnson, 10)
Had two players record 10+ tackles	Alabama, 2021 (N. Watson, 16; F. Peters, 10; J. Johnson, 10)

Passing

Had 500+ yards passing	at LSU, 2020 (623)
Had 450+ yards passing	at Vanderbilt, 2021 (461)
Had 400+ yards passing	at Arkansas, 2021 (417)
Had 300+ yards passing	at Arkansas, 2021 (417)
Had 70+ pass attempts	at Kentucky, 2020 (70)
Had 60+ pass attempts	at Vanderbilt, 2021 (64)
Had 50+ pass attempts	at Vanderbilt, 2021 (64)
Had 40+ pass attempts	at Arkansas, 2021 (48)
Had 30+ pass attempts	at Arkansas, 2021 (48)
Had 45+ pass completions	at Vanderbilt, 2021 (46)
Had 40+ pass completions	at Vanderbilt, 2021 (46)
Had 35+ pass completions	at Arkansas, 2021 (36)
Had 30+ pass completions	at Arkansas, 2021 (36)
Had five+ passing TDs	at Vanderbilt, 2021 (5)
Had four+ passing TDs	at Arkansas, 2021 (4)
Had three+ passing TDs	at Arkansas, 2021 (4)

Rushing

Had 400+ yards rushing	at Arkansas, 2019 (460)
Had 300+ yards rushing	Abilene Christian, 2019 (372)
Had 250+ yards rushing	Abilene Christian, 2019 (372)
Had 70+ rushing attempts	Arkansas, 2010 (70)
Had 60+ rushing attempts	Ole Miss, 2017 (62)
Had 50+ rushing attempts	at Arkansas, 2019 (57)
Had seven+ rushing TDs	Middle Tennessee State, 2010 (7)
Had six+ rushing TDs	Louisiana, 2018 (6)
Had five+ rushing TDs	Louisiana, 2018 (6)
Had four+ rushing TDs	at Arkansas, 2019 (4)
Had three+ rushing TDs	Kentucky, 2021 (3)
Had two+ players with 100 yards rushing	at Arkansas, 2019 (Kylan Hill, 234; Nick Gibson, 129)
Had three+ players with 100 yards rushing	ULM, 1996 (Tony Buckhalter, 119; Nakia Greer, 110; Robert Isaac, 103)

Receiving

Had two players with 100+ yards receiving	at LSU, 2020 (Kylan Hill, 158; Osirus Mitchell, 183; JaVonta Payton, 122)
Had three players with 100+ yards receiving	at LSU, 2020 (Kylan Hill, 158; Osirus Mitchell, 183; JaVonta Payton, 122)
Had 10+ different receivers catch a pass	Kentucky, 2021 (12)
Had eight+ different receivers catch a pass	at Arkansas, 2021 (9)

Total Offense/Scoring

Had 600+ yards total offense	at LSU, 2020 (632)
Had 550+ yards total offense	at LSU, 2020 (632)
Had 500+ yards total offense	at Vanderbilt, 2021 (522)
Had 400+ yards total offense	at Arkansas, 2021 (486)
Totaled 100+ plays	Arkansas, 2010 (100)
Totaled 90+ plays	Ole Miss, 2017 (94)
Totaled 80+ plays	at Vanderbilt, 2021 (87)
Totaled 70+ plays	at Arkansas, 2021 (74)
Had 40 minutes+ of possession time	Kentucky, 2021 (41:10)
Had 35 minutes+ of possession time	Kentucky, 2021 (41:10)
Had 30+ first downs	at Vanderbilt, 2021 (30)
Had 20+ first downs	at Arkansas, 2021 (28)
Scored 60+ points	Stephen F. Austin, 2018 (63)
Scored 50+ points	Missouri, 2020 (51)
Scored 40+ points	at Vanderbilt, 2021 (45)
Scored 30+ points	Kentucky, 2021 (31)
Scored a two-point conversion passing	LSU, 2021 (Will Rogers to Malik Heath)
Scored a two-point conversion rushing	Ole Miss, 2017 (Keytaon Thompson rush)
Attempted a two-point conversion	LSU, 2021 (pass successful)
Was held scoreless	at Alabama, 2020 (0-41)
Was held scoreless at Scott Field	LSU, 2007 (0-45)
Was held scoreless on the road	at Alabama, 2020 (0-41)
Was held scoreless at a neutral site	vs. Florida, 1989 (0-21)
Had 20+ penalties	vs. Clemson, 1999 (21)
Had 10+ penalties	at Arkansas, 2021 (10)
Had 100+ yards in penalties	vs. Tulsa, 2020 (102)
Had 300-yard passer and 100-yard rusher in a game	BYU, 2001 (Kevin Fant 346 pass & Dicenso Miller 119 rush)
Had 100-yard receiver and 100-yard rusher in a game	Stephen F. Austin, 2018 (Osirus Mitchell 114 receiving & Keytaon Thompson 109 rush)

Turnovers

Did not commit a turnover	Kentucky, 2021
Did not commit a turnover in back-to-back games	Vanderbilt & at Georgia, 2020
Committed eight+ turnovers	at Arkansas, 2003 (8; 6 INT; 2 fumbles)
Committed seven+ turnovers	LSU, 2007 (7; 6 INT, 1 fumble)
Committed six+ turnovers	at Kentucky, 2020 (6; 6 INT)
Committed five+ turnovers	at Kentucky, 2020 (6; 6 INT)
Had five+ fumbles	Georgia Tech, 2009 (5)
Lost four+ fumbles	Georgia Tech, 2009 (4)
Lost three+ fumbles	Louisiana Tech, 2021 (3)
Threw six+ interceptions	at Kentucky, 2020 (6)
Threw five+ interceptions	at Kentucky, 2020 (6)
Threw four+ interceptions	at Kentucky, 2020 (6)
Threw three+ interceptions	Alabama, 2021 (3)
Did not cause a turnover	at Arkansas, 2021

Special Teams

Returned a punt for a TD	UMass, 2017 (Dedrick Thomas - 82)
Returned a blocked punt for a TD	at Louisiana Tech, 2017 (Jeffery Simmons - 90)
Returned a kickoff for a TD	NC State, 2021 (Lideatrick Griffin - 100)
Returned a blocked FG for a TD	Southern Miss, 2014 (Jay Hughes - 70)
Returned a blocked PAT kick	vs. Texas A&M, 2000 (Julius Griffith)
Blocked three punts	LSU, 1999 (3; Robert Bean, Eugene Clinton, Rob Knight)
Blocked two punts	LSU, 1999 (3; Robert Bean, Eugene Clinton, Rob Knight)
Blocked one punts	at Louisiana Tech, 2017 (Jeffery Simmons)
Blocked a field goal	Louisiana Tech, 2021 (Jaden Crumedy)
Blocked a PAT kick	vs. Miami (Ohio), 2016 (Johnathan Calvin)
Punted 10+ times	at Alabama, 2020 (10)
Did not punt	Troy, 2013
Had a punt blocked	Texas A&M, 2020
Had a field goal blocked	at Arkansas, 2013 (Devon Bell; 28-yard attempt)
Had a kicking PAT blocked	at Louisiana Tech, 2017
Missed a kicking PAT	at Auburn, 2019
Recovered an onside kick	vs. Tulsa, 2020
Recovered two onside kicks	Missouri, 2020

INDIVIDUAL

Defense

Intercepted three+ passes	Mark McLaurin; vs. Louisville, 2017 (3)
Intercepted two+ passes	Emmanuel Forbes; Missouri, 2020 (2)
Returned two interceptions for a touchdown	Johnthan Banks; at Florida, 2009
Returned one interception for a touchdown	Emmanuel Forbes; vs. Tulsa, 2020
Recovered two+ fumbles	Leo Lewis; at Auburn, 2019 (2)
Forced two+ fumbles	Tyrus Wheat; Vanderbilt, 2020 (2)
Recorded five+ sacks	Greg Favors; at Ole Miss, 1996 (5.5)
Recorded four+ sacks	Greg Favors; at Ole Miss, 1996 (5.5)
Recorded three+ sacks	Montez Sweat; Auburn, 2018 (3.0)
Recorded two+ sacks	Aaron Odom; vs. Tulsa, 2020 (2.0)
Recorded five+ tackles for loss	Deljuan Robinson; Auburn, 2006 (5.0)
Recorded four+ tackles for loss	A.J. Jefferson; South Alabama, 2016 (4.0)
Recorded three+ tackles for loss	Kobe Jones; vs. Louisville, 2019 (3.5)
Recorded 20+ tackles	Mario Haggan; Arkansas, 2000 (20)
Recorded 10+ tackles	N. Watson (16), F. Peters (10), J. Johnson (10); vs. Alabama, 2021
Recorded 10+ tackles in back-to-back games	Erroll Thompson, 2020; Texas A&M (11), at Alabama (11)

Passing

Passed for 600+ yards	K.J. Costello; at LSU, 2020 (623)
Passed for 500+ yards	K.J. Costello; at LSU, 2020 (623)
Passed for 400+ yards	Will Rogers; at Arkansas, 2021 (417)
Passed for 300+ yards	Will Rogers; at Arkansas, 2021 (417)
Attempted 60+ passes	Will Rogers; LSU, 2021 (62)
Attempted 50+ Passes	Will Rogers; at Vanderbilt, 2021 (57)
Attempted 40+ passes	Will Rogers; at Arkansas, 2021 (48)
Attempted 30+ passes	Will Rogers; at Arkansas, 2021 (48)
Completed 40+ passes	Will Rogers; at Vanderbilt, 2021 (41)
Completed 35+ passes	Will Rogers; at Arkansas, 2021 (36)
Completed 30+ passes	Will Rogers; at Arkansas, 2021 (36)
Threw five+ touchdown passes	K.J. Costello; at LSU, 2020 (5)
Threw four+ touchdown passes	Will Rogers; at Arkansas, 2021 (4)
Threw three+ touchdown passes	Will Rogers; at Arkansas, 2021 (4)
Threw six+ interceptions	Michael Henig; LSU, 2007 (6)
Threw five+ interceptions	Michael Henig; LSU, 2007 (6)
Threw four+ interceptions	K.J. Costello; at Kentucky, 2020 (4)
Threw three+ interceptions	Will Rogers; Alabama, 2021 (3)
Completed pass for 90+ yards	Kevin Fant to Terrell Grindle; Kentucky, 2002 (91)
Completed pass for 80+ yards	Tommy Stevens to Kylin Hill; Abilene Christian, 2019 (88)
Completed pass for 70+ yards	K.J. Costello to Kylin Hill; at LSU, 2020 (75)
Completed pass for 60+ yards	K.J. Costello to Kylin Hill; at LSU, 2020 (75)
Completed pass for 50+ yards	Will Rogers to Jaden Walley; at Georgia, 2020 (51)

Rushing

Rushed 40+ times	Michael Davis; Ole Miss, 1993 (40)
Rushed 35+ times	James Johnson; Alabama, 1998 (36)
Rushed 30+ times	Vick Ballard; Arkansas, 2010 (33)
Rushed for 250+ yards	Nick Fitzgerald; at Ole Miss, 2016 (258)
Rushed for 200+ yards	Kylin Hill; at Arkansas, 2019 (234)
Rushed for 150+ yards	Kylin Hill; Abilene Christian, 2019 (153)
Rushed for 100+ yards	Kylin Hill; Ole Miss, 2019 (132)
Rushed for 100+ yards (QB)	Garrett Shrader; Kentucky, 2019 (125)
Rushed for four+ touchdowns	Nick Fitzgerald; Louisiana, 2018 (4)
Rushed for three+ touchdowns	Kylin Hill; at Arkansas, 2019 (3)
Rushed for two+ touchdowns	Dillon Johnson; Kentucky, 2021 (2)
Had a run of 80+ yards	James Johnson; at Alabama, 1997 (83)
Had a run of 70+ yards	Nick Fitzgerald; Texas A&M, 2018 (76)
Had a run of 60+ yards	Kylin Hill; at Arkansas, 2019 (62)
Had a run of 50+ yards	Kylin Hill; at Arkansas, 2019 (62)

Receiving

Caught 15+ passes	Kylin Hill; at Kentucky, 2020 (15)
Caught 10+ passes	Makai Polk; at Texas A&M, 2021 (13)
Had 200+ yards receiving	Donald Gray; Samford, 2016 (207)
Had 150+ yards receiving	Jaden Walley; at Ole Miss, 2020 (167)
Had 100+ yards receiving	Makai Polk; at Arkansas, 2021 (117)
Caught three+ TD passes	Donald Gray; Samford, 2016 (3)
Caught two+ TD passes	Rara Thomas; at Arkansas, 2021 (2)

Total Offense/Scoring

Had 550+ yards total offense	K.J. Costello; at LSU, 2020 (585)
Had 500+ yards total offense	K.J. Costello; at LSU, 2020 (585)
Had 400+ yards total offense	Will Rogers; at Texas A&M, 2021 (413)
Had 300+ yards total offense	Will Rogers; Kentucky, 2021 (339)
Had both 100 yards passing and rushing	Garrett Shrader; Kentucky, 2019 (125 rush, 180 pass)
Scored four+ touchdowns	Nick Fitzgerald; Louisiana, 2018 (4 rush)
Scored three+ touchdowns	Joquavious Marks; Louisiana Tech, 2021 (2 rush, 1 receiving)
Scored two+ touchdowns	Makai Polk; at Vanderbilt, 2021 (2 receiving)
Five+ touchdowns responsible for	K.J. Costello; at LSU, 2020 (5 pass)
Four+ touchdowns responsible for	Will Rogers; at Vanderbilt, 2021 (4 pass)
Three+ touchdowns responsible for	Will Rogers; at Vanderbilt, 2021 (4 pass)
Scored two+ non-offensive TDs	Jeffery Simmons; at Louisiana Tech, 2017 (FR & blocked punt)

Special Teams

Scored 15+ points kicking	Derek DePasquale; UAB, 2010 (17)
Scored 10+ points kicking	Brandon Ruiz; Missouri, 2020 (12)
Attempted five+ field goals	Derek DePasquale; UAB, 2010 (5-for-5)
Attempted four+ field goals	Derek DePasquale; UAB, 2010 (5-for-5)
Attempted three+ field goals	Brandon Ruiz; Alabama, 2021 (3-for-3)
Made one field goal of 50+ yards	Jace Christmann; at Tennessee, 2019 (51)
Attempted two field goals of 50+ yards	Brian Hazelwood; Memphis, 1997 (51, 53)
Attempted one field goal of 50+ yards	Brandon Ruiz; Louisiana Tech, 2021 (52)
80+ yard punt	Mike Patrick; at Alabama, 1974
70+ yard punt	Tucker Day; LSU, 2019 (70)
60+ yard punt	Reed Bowman; Vanderbilt, 2020 (63)
Punted 10+ times	Blake McAdams; at Ole Miss, 2008 (12)
Totaled 175+ kickoff return yards	Jameon Lewis; at Ole Miss, 2012 (183, 5 ret.)
Totaled 150+ kickoff return yards	Jameon Lewis; at Ole Miss, 2012 (183, 5 ret.)
Totaled 100+ kickoff return yards	Lideatrick Griffin, NC State, 2021 (100, 1 ret.)
Returned a kickoff off for a touchdown	Lideatrick Griffin, NC State, 2021 (100 yards)
Returned the opening kickoff off for a touchdown	Lideatrick Griffin, NC State, 2021 (100 yards)

THE LAST TIME AN OPPONENT...

TEAM

Defense

Held MSU to 10 or fewer first downs	at Alabama, 2018 (7)
Recorded 10+ sacks	at Ole Miss, 2008 (11)
Recorded nine+ sacks	Alabama, 2019 (9)
Recorded eight+ sacks	Alabama, 2019 (9)
Recorded seven+ sacks	Alabama, 2021 (7)
Recorded six+ sacks	Alabama, 2021 (7)
Recorded five+ sacks	Alabama, 2021 (7)
Scored one safety	Texas A&M, 2013
Scored multiple safeties	Florida, 2005 (2)
Held MSU to 0 or fewer yards rushing	Alabama, 2021 (minus-1)
Held MSU to 25 or fewer yards rushing	Alabama, 2021 (minus-1)
Held MSU to 50 or fewer yards rushing	Alabama, 2021 (minus-1)
Held MSU to 50 or fewer yards passing	Florida, 2010 (33)
Held MSU to 100 or fewer yards passing	Auburn, 2018 (69)
Held MSU to 100 or less yards total offense	at Ole Miss, 2008 (37)
Held MSU to 200 or less yards total offense	at Alabama, 2020 (200)
Held MSU to 300 or less yards total offense	Alabama, 2021 (299)
Held MSU to 100 or fewer yards both rushing & passing	at Ole Miss, 2008 (minus-51 rush, 88 pass)
Returned an interception for a TD	Alabama, 2021 (Jordan Battle; 40 yards)
Returned a fumble for a TD	at Memphis, 2021 (Blake Sanchez 49-yd fumble recovery)

Passing

Had 450+ yards passing	Samford, 2016 (468)
Had 400+ yards passing	at Georgia, 2020 (401)
Had 300+ yards passing	Alabama, 2021 (348)
Had 60+ pass attempts	Samford, 2016 (70)
Had 50+ pass attempts	Samford, 2016 (70)
Had 40+ pass attempts	NC State, 2021 (49)
Had 40+ pass completions	Samford, 2016 (42)
Had 30+ pass completions	NC State, 2021 (33)
Had 20+ pass completions	Alabama, 2021 (20)
Threw five+ passing TDs	Alabama, 2016 (5)
Threw four+ passing TDs	Alabama, 2021 (4)
Threw three+ passing TDs	Alabama, 2021 (4)

Rushing

Had 400+ yards rushing	Georgia Tech, 2014 (452)
Had 300+ yards rushing	Arkansas, 2016 (357)
Had 200+ yards rushing	at Arkansas, 2021 (202)
Had 70+ rushing attempts	Oklahoma State, 1998 (71)
Had 60+ rushing attempts	Georgia Tech, 2014 (61)
Had 50+ rushing attempts	Auburn, 2016 (58)
Had 40+ rushing attempts	at Arkansas, 2021 (45)
Had six+ rushing TDs	Auburn, 2019 (6)
Had five+ rushing TDs	Auburn, 2019 (6)
Had four+ rushing TDs	Texas A&M, 2019 (4)
Had two players with 100 yards rushing	Arkansas, 2016 (Rawleigh Williams III 205, Dewwah Whaley 112)

Receiving

Had two players with 100 yards receiving in a game	vs. Tulsa, 2020 (Stokes, Keylon, 117; JuanCarols Santana 112)
Had 10+ players catch a pass	Vanderbilt, 2021 (10)
Had eight+ players catch a pass	Vanderbilt, 2021 (10)

Total Offense/Scoring

Had 600+ yards total offense	Arkansas, 2016 (661)
Had 500+ yards total offense	Alabama, 2021 (543)
Had 400+ yards total offense	Alabama, 2021 (543)
Totaled 100+ plays	Samford, 2016 (104)
Totaled 90+ plays	Samford, 2016 (104)
Totaled 80+ plays	vs. Tulsa, 2020 (86)
Totaled 70+ plays	at Arkansas, 2021 (70)
Successful two-point conversion	at Arkansas, 2021 (rush)
Failed two-point conversion	at Texas A&M, 2021 (pass)
Had 30+ first downs	Vanderbilt, 2020 (30)
Had 20+ first downs	at Arkansas, 2021 (24)
Had 10+ penalties	at Arkansas, 2021 (11)
Had 100+ yards in penalties	LSU, 2017 (112)
Had 35 minutes+ of possession time	Louisiana Tech, 2017 (36:08)
Had two 100-yard rushers and one 100-yard receiver	Georgia Tech, 2014 (Days, 171 rush; Thomas, 121 rush; Waller, 114 rec.)
Had one 100-yard rusher and one 100-yard receiver	Vanderbilt, 2020 (Henry-Brooks, 115 rush; Johnson 114 rec.)

Turnovers

Committed six+ turnovers	at Kentucky, 2007 (6; 3 INT, 2 fumbles)
Committed five+ turnovers	Vanderbilt, 2020 (5; 3 INT, 2 fumbles)
Did not commit a turnover	at Arkansas, 2021
Had five+ fumbles	Ole Miss, 2011 (6)
Had four+ fumbles	Charleston Southern, 2017 (4)
Had three+ fumbles	Vanderbilt, 2020 (3)
Lost four+ fumbles	LSU, 2004 (4)
Lost three+ fumbles	Auburn, 2019 (3)

INDIVIDUAL

Defense

Intercepted three+ passes	Craig Steltz; LSU, 2007 (3)
Intercepted two+ passes	Jordan Battle; Alabama, 2021 (2)
Recorded three+ sacks	Will Anderson Jr.; Alabama, 2021 (4.0)
Recorded two+ sacks	Tre Williams; at Arkansas, 2021 (2.0)

Passing

Passed for 450+ yards	Devlin Hodges; Samford, 2016 (468)
Passed for 400+ yards	JT Daniels; at Georgia, 2020 (401)
Passed for 300+ yards	Bryce Young; Alabama, 2021 (348)
Attempted 60+ passes	Devlin Hodges; Samford, 2016 (69)
Attempted 50+ passes	Devlin Hodges; Samford, 2016 (69)
Attempted 40+ passes	Devin Leary; NC State, 2021 (49)
Completed 40+ passes	Devlin Hodges; Samford, 2016 (42)
Completed 30+ passes	Ken Seals; Vanderbilt, 2020 (31)
Completed 20+ passes	Bryce Young; Alabama, 2021 (20)
Threw five+ touchdown passes	Brandon Allen; Arkansas, 2015 (7)
Threw four+ touchdown passes	Bryce Young; Alabama, 2021 (4)
Threw three+ touchdown passes	Bryce Young; Alabama, 2021 (4)
Completed a pass for 80+ yards	Matt Corral to Brayton Sanders; at Ole Miss, 2020 (81)
Completed a pass for 70+ yards	Bryce Young to Jameson Williams; Alabama, 2021 (75)
Completed a pass for 60+ yards	Mike Wright to Devin Boddie; at Vanderbilt, 2021 (61)
Completed a pass for 50+ yards	Mike Wright to Devin Boddie; at Vanderbilt, 2021 (61)

Rushing

Rushed 40+ times	Deuce McAllister; Ole Miss, 1998 (40)
Rushed 35+ times	Kamryn Pettway; Auburn, 2016 (39)
Rushed 30+ times	Kamryn Pettway; Auburn, 2016 (39)
Rushed for 200+ yards	Rawleigh Williams III; Arkansas, 2016 (205)
Rushed for 150+ yards	Tank Bigsby; Auburn, 2020 (192)
Rushed for 100+ yards	Dominique Johnson; at Arkansas, 2021 (108)
Rushed for five+ touchdowns	Carnell Williams; Auburn, 2003 (6)
Rushed for four+ touchdowns	Benny Snell; at Kentucky, 2018 (4)
Had a run of 80+ yards	Marquis Young; UMass, 2016 (83)
Had a run of 70+ yards	Lamar Jackson; vs. Louisville, 2017 (75)
Had a run of 60+ yards	Lamar Jackson; vs. Louisville, 2017 (75)
Had a run of 50+ yards	Austin Kendall; Louisiana Tech, 2021 (59)

Special Teams

Returned a punt for a TD	Kentucky, 2021 (Josh Ali - 74)
Returned a blocked punt for a TD	Ole Miss, 2013 (Terrell Grant - 0)
Returned a kickoff for a TD	NC State, 2021 (Lideatrick Griffin - 100)
Punted 10+ times	Vanderbilt, 2009 (11)
Did not punt	Arkansas, 2016
Missed two+ kicking PATs	Tulane, 2006 (2)
Missed one kicking PAT	Ole Miss, 2019
Blocked a field goal	Arkansas, 2013
Blocked a punt	Texas A&M, 2020

Receiving

Caught 10+ passes	Elijah Moore; at Ole Miss, 2020 (12)
Caught seven+ passes	Wan'Dale Robinson; Kentucky, 2021 (9)
Had two players with 10+ receptions	Keyon Henry-Brooks (11) and Cam Johnson (10); Vanderbilt, 2020
Had 200+ yards receiving	DeVonta Harris; at Alabama, 2020 (203)
Had 150+ yards receiving	Jermaine Burton; at Georgia, 2020 (197)
Had 100+ yards receiving	John Metchie (117); Alabama, 2021
Caught four+ TD passes	DeVonta Harris; at Alabama, 2020 (4)
Caught three+ TD passes	DeVonta Harris; at Alabama, 2020 (4)
Caught two+ TD passes	Kayshon Boutte; LSU, 2021 (2)

Total Offense/Scoring

Had 500+ yards total offense	Devlin Hodges; Samford, 2016 (513)
Had 400+ yards total offense	Jalen Hurts; Alabama, 2016 (447)
Had 300+ yards of total offense	Bryce Young; Alabama, 2021 (364)
Had both 100 yards passing and rushing	Lamar Jackson; vs. Louisville, 2017 (171 pass/158 rush)
Scored four+ touchdowns	DeVonta Harris; at Alabama, 2020 (4)
Scored three+ touchdowns	Najee Harris; Alabama, 2019 (3 rush)
Seven+ touchdowns responsible for	Brandon Allen; Arkansas, 2015 (7 pass)
Six+ touchdowns responsible for	Brandon Allen; Arkansas, 2015 (7 pass)
Five+ touchdowns responsible for	Kellen Mond; at Texas A&M, 2019 (3 pass, 2 rush)
Four+ touchdowns responsible for	Bryce Young; Alabama, 2021 (4 pass)

Special Teams

Scored 10+ points kicking	Cam Little; at Arkansas, 2021 (11)
Made five+ field goals	Austin MacGinnis; Kentucky, 2016 (5)
Made four+ field goals	Cole Tracy; at LSU, 2018 (4)

SCORING SUMMARY

Plays	Yds	Time	Result	Qtr.	Scoring Play	Plays	Yds	Time	Result	Qtr.	Scoring Play
Louisiana Tech						Arkansas					
7	40	3:41	TD	1	Marks 1-yard pass from Rogers (Ruiz kick)	11	74	3:08	TD	2	Walley 3-yard pass from Rogers (Ruiz kick)
3	33	1:45	TD	1	Calvin 20-yard pass from Rogers (Ruiz kick)	13	66	6:36	TD	3	Thomas 6-yard pass from Rogers (Ruiz kick)
3	21	0:59	TD	4	Marks 1-yard rush (Ruiz kick)	7	75	2:29	TD	4	Thomas 37-yard pass from Rogers (McCord kick)
7	77	3:25	TD	4	Marks 5-yard rush (Ruiz kick)	9	76	5:05	TD	4	Marks 15-yard pass from Rogers (McCord kick)
5	52	2:30	TD	4	Walley 15-yard pass from Rogers (Ruiz kick)						
NC State											
--	--	--	TD	1	Griffin 100-yard kick return (Ruiz kick)						
13	83	4:30	TD	2	Heath 21-yard pass from Rogers (Ruiz kick)						
7	54	4:12	TD	3	Walley 4-yard pass from Rogers (McCord kick)						
8	51	2:23	FG	4	McCord 32-yard field goal						
at Memphis											
17	54	8:39	FG	1	McCord 39-yard field goal						
10	75	4:28	TD	2	D. Johnson 3-yard rush (McCord kick)						
9	81	3:41	TD	2	Walley 6-yard pass from Rogers (McCord kick)						
6	57	2:29	TD	4	Heath 9-yard pass from Rogers (Rogers pass failed)						
2	65	0:29	TD	4	Polk 36-yard pass from Rogers (Rogers rush failed)						
LSU											
14	80	6:19	FG	2	McCord 23-yard field goal						
8	75	3:09	TD	3	Polk 29-yard pass from Rogers (McCord kick)						
12	75	4:44	TD	4	Williams 2-yard pass from Rogers (McCord kick)						
12	66	3:43	TD	4	Marks 16-yard pass from Rogers (Rogers pass successful)						
at Texas A&M											
6	19	2:28	FG	1	McCord 24-yard field goal						
12	75	6:28	TD	1	Walley 1-yard pass from Rogers (McCord kick)						
5	75	1:31	TD	2	Polk 15-yard pass from Rogers (McCord kick)						
10	77	4:18	TD	3	Polk 20-yard pass from Rogers (McCord kick)						
Alabama											
12	49	4:42	FG	1	Ruiz 44-yard field goal						
9	56	2:16	FG	2	Ruiz 37-yard field goal						
12	56	4:06	FG	3	Ruiz 37-yard field goal						
at Vanderbilt											
8	79	3:37	TD	1	Polk 9-yard pass from Rogers (Ruiz kick)						
14	55	7:30	FG	1	Ruiz 36-yard field goal						
10	60	3:38	TD	2	Polk 31-yard pass from Rogers (Ruiz kick)						
11	50	5:05	TD	2	Harvey 6-yard pass from Rogers (Ruiz kick)						
10	63	4:37	TD	3	Heath 9-yard pass from Rogers (Ruiz kick)						
11	71	4:52	TD	4	Marks 5-yard rush (Ruiz kick)						
8	80	3:41	TD	4	Thomas 28-yard pass from Lovern (Ruiz kick)						
Kentucky											
8	75	4:29	TD	2	Marks 7-yard rush (Ruiz kick)						
9	75	4:21	TD	2	D. Johnson 9-yard rush (Ruiz kick)						
14	66	8:26	FG	3	Ruiz 27-yard field goal						
3	22	1:09	TD	3	D. Johnson 1-yard rush (Ruiz kick)						
3	24	1:45	TD	3	Thomas 25-yard pass from Rogers (Ruiz kick)						

SCORING BREAKDOWN

MISSISSIPPI STATE DRIVES

Offense: 41 scoring drives (32 TD, 9 FG)
Special Teams/Defensive: 1: Griffin 100-yard kick return - NC STATE (9/11).

LONGEST SCORING DRIVES BY:

Plays:	17	at Memphis (9/18)
	14	LSU (9/25); at Vanderbilt (10/23); Kentucky (10/30)
Yards:	83	NC STATE (9/11)
	81	at Memphis (9/18)
Time:	8:39	at Memphis (9/18)
	8:26	Kentucky (10/30)

OPPONENT DRIVES

Offense: 37 scoring drives (24 TD, 13 FG)
Special Teams/Defensive: 4: Baldwin 35-yard interception return - LOUISIANA TECH (9/4); Blake 49-yard fumble return - at Memphis (9/18); Austin III 94-yard punt return - at Memphis (9/18); Battle 40-yard interception return - ALABAMA (10/16); Ali 74-yard punt return - Kentucky (10/30)

LONGEST SCORING DRIVES BY:

Plays:	16	ALABAMA (10/16)
	14	Kentucky (10/30)
Yards:	98	at Memphis (9/18)
	93	ALABAMA (10/16)
Time:	7:17	ALABAMA (10/16)
	6:32	Kentucky (10/30)

MISSISSIPPI STATE GAME-BY-GAME

	LATC	NCST	at MEM	LSU	at TA&M	ALA	VAN	UK	at ARK	at AUB	TNST	OM
First Downs	22	15	26	29	28	24	30	27	28			
Rushing	5	1	6	10	4	6	6	7	5			
Passing	17	14	18	18	22	15	21	15	20			
Penalty	--	--	2	1	2	3	3	5	3			
Net Yards Rushing	65	22	50	115	30	(-1)	61	94	69			
Rushing Attempts	19	14	16	26	17	19	22	35	26			
Average Per Rush	3.4	1.5	3.1	4.4	1.8	(-0.1)	2.8	2.7	2.7			
Rushing Touchdowns	2	--	1	--	--	--	1	3	--			
Yards Gained	90	30	69	120	46	53	87	115	78			
Yards Lost	25	8	19	5	16	54	26	21	9			
Net Yards Passing	370	294	419	371	408	300	461	344	417			
Completions	39	33	50	47	46	35	46	36	36			
Attempts	47	49	67	62	59	55	65	39	48			
Interceptions	1	--	--	1	--	3	2	--	1			
Yards Per Attempt	7.9	6.0	6.3	6.0	6.9	5.5	7.1	8.8	8.7			
Yards Per Completion	9.5	8.9	8.4	7.9	8.9	8.6	9.8	9.6	11.6			
Passing Touchdowns	3	2	3	3	3	--	5	1	4			
Total Offensive Yards	435	316	469	486	438	299	522	438	486			
Plays	66	64	83	88	76	74	87	74	74			
Yards Per Play	6.6	4.9	5.7	5.5	5.8	4.0	6.0	5.9	6.6			
Fumbles-Lost	3-3	0-0	2-1	1-1	0-0	0-0	0-0	0-0	0-0			
Penalties-Yards	12-96	9-60	8-59	6-36	7-65	6-25	9-68	11-88	10-77			
Punts-Yards	5-210	7-251	5-211	3-131	3-122	5-203	2-103	3-111	2-88			
Yards Per Punt	42.0	35.9	42.2	43.7	40.7	40.6	51.5	37.0	44.0			
Net Yards Per Punt	37.2	33.0	46.8	35.0	37.7	40.2	39.5	11.3	40.0			
Inside 20	--	1	3	1	2	2	1	--	--			
50+ Yard Kicks	--	1	2	1	--	--	1	1	--			
Touchbacks	--	1	--	--	--	--	--	--	--			
Fair Catch	2	2	--	--	2	1	1	--	1			
Kickoffs-Yards	6-385	5-325	6-271	4-255	5-315	4-256	8-458	6-376	5-294			
Yards Per Kickoff	64.2	65.0	45.2	63.8	63.0	64.0	57.2	62.7	58.8			
Net Yards Per Kickoff	40.3	49.0	28.5	41.2	36.4	37.8	40.1	41.8	38.8			
Touchbacks	5	4	4	2	2	2	3	3	4			
Punt Returns	--	5	2	2	1	--	--	1	1			
Yards	--	49	3	7	5	--	--	11	-2			
Touchdowns	--	--	--	--	--	--	--	--	--			
Yards Per Return	--	9.8	(-1.5)	3.5	5.0	--	--	11.0	-2.0			
Kickoff Returns	4	1	5	--	--	--	3	--	2			
Yards	144	100	64	--	--	--	76	--	73			
Touchdowns	--	1	--	--	--	--	--	--	--			
Yards Per Return	36.0	100.0	12.8	--	--	--	25.3	--	24.3			
Interceptions	1	2	1	1	1	--	1	3	--			
Yards	--	--	21	-10	12	--	22	6	--			
Touchdowns	--	--	--	--	--	--	--	--	--			
Fumble Recoveries	--	--	--	--	--	--	--	1	--			
Returns-Yards	--	--	1	--	--	--	--	--	--			
Touchdowns	--	--	--	--	--	--	--	--	--			
Miscellaneous Yards	--	--	--	--	--	--	--	--	--			
Possession Times	32:20	31:06	36:57	35:08	34:36	30:07	39:02	41:10	32:14			
1st Quarter	11:09	4:52	11:40	8:09	8:56	8:59	11:12	7:27	5:48			
2nd Quarter	9:11	11:19	11:36	9:09	6:18	6:44	11:23	9:25	9:18			
3rd Quarter	4:55	8:51	3:54	9:23	7:50	7:54	6:55	11:20	9:13			
4th Quarter	7:05	6:04	9:47	8:27	11:32	6:30	9:32	12:58	7:55			
3rd-Down Conversions	2-8	3-13	9-17	12-18	3-10	7-16	10-16	7-12	6-12			
4th-Down Conversions	--	1-2	0-1	--	--	--	1-1	--	2-2			
Red Zone Scoring	5-5	2-2	4-5	3-4	4-5	2-2	5-5	4-5	3-4			
Touchdowns	5	1	3	2	3	--	4	3	3			
Field Goals	--	1	1	1	1	2	1	1	--			
Sacks By-Yards	1-9	4-31	1-3	2-15	3-29	2-16	3-21	--	3-13			
PAT Kicks	5-5	3-3	2-2	2-2	3-3	--	6-6	4-4	4-4			
Field Goals	0-1	1-1	1-1	1-2	1-3	3-3	1-1	1-2	0-3			
Total Points	35	24	29	25	26	9	45	31	28			
Touchdowns Rushing	2	--	--	--	--	--	1	3	--			
Touchdowns Passing	3	2	3	3	3	--	5	1	4			
Touchdown Returns	--	1	--	--	--	--	--	--	--			
Other Touchdowns	--	--	--	--	--	--	--	--	--			
Safeties	--	--	--	--	1	--	--	--	--			
Kick PAT-Attempts	5-5	3-3	2-2	2-2	3-3	--	6-6	4-4	4-4			
2pt PAT-Attempts	--	--	0-2	1-1	--	--	--	--	--			
Field Goals-Attempts	0-1	1-1	1-1	1-2	1-3	3-3	1-1	1-2	0-3			
Points Off Turnovers	14	--	7	--	3	--	7	14	--			

OPPONENT GAME-BY-GAME

	LATC	NCST	at MEM	LSU	at TA&M	ALA	VAN	UK	at ARK	at AUB	TNST	OM
First Downs	14	16	12	15	15	22	5	14	24			
Rushing	2	2	5	6	8	11	1	5	10			
Passing	10	13	6	8	6	11	4	8	10			
Penalty	2	1	1	1	1	--	--	1	4			
Net Yards Rushing	101	34	87	63	162	195	9	66	202			
Rushing Attempts	25	25	25	27	32	41	17	20	45			
Average Per Rush	4.0	1.4	3.5	2.3	5.1	4.8	0.5	3.3	4.5			
Rushing Touchdowns	1	--	--	--	1	2	--	--	2			
Yards Gained	123	72	105	85	221	218	30	71	222			
Yards Lost	22	38	18	22	59	23	21	5	20			
Net Yards Passing	268	303	159	280	135	348	146	150	191			
Completions	21	30	16	17	12	20	17	17	19			
Attempts	37	51	28	27	20	28	25	28	25			
Interceptions	1	2	1	1	1	--	1	3	--			
Yards Per Attempt	7.2	5.9	5.7	10.4	6.8	12.4	5.8	5.4	7.6			
Yards Per Completion	12.8	10.1	9.9	16.5	11.2	17.4	8.6	8.8	10.1			
Passing Touchdowns	2	1	2	4	1	4	--	1	1			
Total Offensive Yards	369	335	246	343	297	543	155	216	393			
Plays	62	76	53	54	52	69	42	48	70			
Yards Per Play	6.0	4.4	4.6	6.4	5.7	7.9	3.7	4.5	5.6			
Fumbles-Lost	1-1	2-1	0-0	0-0	4-0	1-0	0-0	1-1	0-0			
Penalties-Yards	7-36	6-59	6-55	5-32	8-59	6-60	5-40	6-68	11-84			
Punts-Yards	7-270	7-305	5-231	5-197	3-159	3-112	7-303	3-161	2-101			
Yards Per Punt	38.6	43.6	46.2	39.4	53.0	37.3	43.3	53.7	50.5			
Net Yards Per Punt	37.3	36.6	46.8	34.0	56.3	37.3	43.3	50.0	41.5			
Inside 20	2	1	3	2	2	2	2	1	--			
50+ Yard Kicks	1	2	2	1	2	--	2	2	1			
Touchbacks	1	--	--	1	--	--	--	--	1			
Fair Catch	3	1	--	1	1	1	4	1	--			
Kickoffs-Yards	7-413	2-130	6-307	5-325	6-390	8-488	3-193	4-235	7-451			
Yards Per Kickoff	59.0	65.0	51.2	65.0	65.0	61.0	64.3	58.8	64.4			
Net Yards Per Kickoff	29.7	5.0	36.3	40.0	40.0	40.0	39.0	40.0	39.7			
Touchbacks	2	1	1	5	6	5	--	3	4			
Punt Returns	3	--	2	2	1	1	1	2	1			
Yards	24	--	107	26	19	2	24	77	8			
Touchdowns	--	--	1	--	--	--	--	1	--			
Yards Per Return	8.0	--	53.5	13.0	19.0	2.0	24.0	38.5	8.0			
Kickoff Returns	1	--	--	--	1	2	3	3	1			
Yards	18	--	--	--	31	65	62	50	--			
Touchdowns	--	--	--	--	--	--	--	--	--			
Yards Per Return	18.0	--	--	--	31.0	32.5	20.7	16.7	0.0			
Interceptions	1	--	--	1	--	3	2	--	1			
Yards	35	--	--	--	--	75	--	--	--			
Touchdowns	1	--	--	--	--	1	--	--	--			
Fumble Recoveries	3	--	1	1	--	--	--	--	--			
Returns-Yards	1-0	--	1-49	1-35	--	--	--	--	--			
Touchdowns	--	--	1	--	--	--	--	--	--			
Miscellaneous Yards	--	--	--	--	--	--	--	--	--			
Possession Times	27:04	28:54	23:03	24:52	24:32	29:53	20:58	18:50	27:46			
1st Quarter	3:51	10:08	3:20	6:51	5:42	6:01	3:48	7:33	9:12			
2nd Quarter	5:49	3:41	3:24	5:51	8:38	8:16	3:37	5:35	5:42			
3rd Quarter	10:05	6:09	11:06	5:37	7:10	7:06	8:05	3:40	5:47			
4th Quarter	7:55	8:56	5:13	6:33	3:02	8:30	5:28	2:02	7:05			
3rd-Down Conversions	4-15	6-20	2-12	5-13	4-11	12-16	1-11	6-10	6-13			
4th-Down Conversions	1-1	1-3	1-3	1-1	--	--	--	--	--			
Red Zone Scoring	2-2	2-2	--	1-1	4-4	2-2	1-1	1-2	3-3			
Touchdowns	--	1	--	1	1	2	--	1	3			
Field Goals	2	1	--	--	3	--	1	--	--			
Sacks By-Yards	3-29	1-3	2-14	1-2	3-5	7-53	3-25	2-12	3-9			
PAT Kicks	4-4	1-1	4-4	4-4	1-1	7-7	--	2-2	2-2			
Field Goals	2-3	1-2	1-1	--	3-3	--	2-2	1-1	3-4			
Total Points	34	10	31	28	22	49	6	17	31			
Touchdowns Rushing	1	--	--	--	--	2	--	--	2			
Touchdowns Passing	2	1	2	4	1	4	--	1	1			
Touchdown Returns	1	--	--	--	1	1	--	1	--			
Other Touchdowns	--	--	2	--	--	--	--	--	--			
Safeties	--	--	--	--	--	--	--	--	--			
Kick PAT-Attempts	4-4	1-1	4-4	4-4	1-1	7-7	--	2-2	2-2			
2pt PAT-Attempts	--	--	--	--	0-1	--	--	--	1-1			
Field Goals-Attempts	2-3	1-2	1-1	--	3-3	--	2-2	1-1	3-4			
Points Off Turnovers	10	--	7	7	--	14	3	--	--			

INDIVIDUAL GAME-BY-GAME

RUSHING

(ATT-YDS-TD)	LATC	NCST	at MEM	LSU	at TA&M	ALA	VAN	UK	at ARK	at AUB	TNST	OM
Joquavious Marks	12-71/2	6-11/0	4-1/0	13-46/0	5-16/0	3-16/0	8-33/1	20-58/1	11-40/0			
Dillon Johnson	2-12/0	6-18/0	7-49/1	8-51/0	6-19/0	7-24/0	7-34/0	11-41/2	8-31/0			
Chance Lovertich	DNP	DNP	DNP	DNP	DNP	DNP	1-7/0	DNP	DNP			
J.J. Jernighan	0-0/0	0-0/0	2-5/0	0-0/0	0-0/0	0-0/0	0-0/0	0-0/0	0-0/0			
TEAM	1--2/0	DNP	DNP	2--10/0	DNP	0-0/0	DNP	0-0/0				
Will Rogers	5--18/0	2--5/0	3--6/0	5-18/0	4-5/0	9--41/0	6--13/0	4--5/0	7--2/0			

RECEIVING

(REC-YDS-TD)	LATC	NCST	at MEM	LSU	at TA&M	ALA	VAN	UK	at ARK	at AUB	TNST	OM
Makai Polk	10-57/0	4-33/0	11-136/1	8-78/1	13-126/2	7-59/0	5-63/2	5-51/0	8-117/0			
Jaden Walley	4-64/1	5-44/1	5-58/1	2-9/0	3-27/1	6-64/0	5-72/0	6-95/0	1-3/1			
Austin Williams	5-57/0	3-48/0	6-44/0	6-62/1	4-38/0	2-17/0	3-30/0	4-32/0	4-72/0			
Joquavious Marks	9-27/1	7-28/0	6-39/0	9-67/1	7-40/0	7-38/0	4-48/0	9-57/0	6-46/1			
Malik Heath	0-0/0	2-29/1	9-88/1	5-48/0	3-25/0	3-56/0	3-26/1	1-4/0	0-0/0			
Dillon Johnson	3-14/0	6-70/0	7-32/0	9-58/0	6-27/0	2-9/0	5-21/0	4-30/0	5-12/0			
Christian Ford	DNP	0-0/0	DNP	2-14/0	4-40/0	2-26/0	5-63/0	1-17/0	3-65/0			
Rara Thomas	3-55/0	1-3/0	0-0/0	0-0/0	DNP	0-0/0	5-52/1	1-25/1	4-63/2			
Jamire Calvin	3-67/1	2-17/0	3-7/0	2-21/0	3-33/0	3-9/0	1-3/0	1-11/0	1-11/0			
Lideatrick Griffin	2-29/0	3-22/0	0-0/0	3-18/0	3-52/0	2-15/0	4-22/0	2-16/0	DNP			
J.J. Jernighan	0-0/0	0-0/0	3-15/0	0-0/0	0-0/0	0-0/0	1-4/0	1-3/0	4-28/0			
Caleb Ducking	0-0/0	0-0/0	0-0/0	DNP	DNP	DNP	3-40/0	DNP	0-0/0			
Rufus Harvey	0-0/0	DNP	DNP	DNP	DNP	1-7/0	2-17/1	DNP	DNP			
Omni Wells	DNP	DNP	DNP	DNP	DNP	DNP	DNP	1-3/0	0-0/0			
Will Rogers	0-0/0	0-0/0	0-0/0	1--4/0	0-0/0	0-0/0	0-0/0	0-0/0	0-0/0			

PASSING

Will Rogers	C-A-I	Pct.	Yards	TD	Long	Sack-Yards	Efficiency
LOUISIANA TECH	39-47-1	.830	370	3	40	3-29	165.91
NC STATE	33-49-0	.673	294	2	34	1-3	131.22
at Memphis	50-67-0	.746	419	3	41	2-14	141.93
LSU	47-62-1	.758	371	3	29	1-2	138.81
at Texas A&M	46-59-0	.780	408	3	25	3-5	152.83
ALABAMA	35-55-3	.63.6	300	0	43	7-53	98.55
at Vanderbilt	41-57-2	71.9	384	4	31	3-25	144.66
KENTUCKY	36-39-0	92.3	344	1	29	2-12	174.86
at Arkansas	36-48-1	75.0	417	4	42	3-9	171.31
at Auburn							
TENNESSEE STATE							
OLE MISS							

Chance Lovertich	C-A-I	Pct.	Yards	TD	Long	Sack-Yards	Efficiency
LOUISIANA TECH	--	--	--	--	--	--	--
NC STATE	--	--	--	--	--	--	--
at Memphis	--	--	--	--	--	--	--
LSU	--	--	--	--	--	--	--
at Texas A&M	--	--	--	--	--	--	--
ALABAMA	--	--	--	--	--	--	--
at Vanderbilt	5-6-0	83.3	77	1	28	0-0	246.13
KENTUCKY	--	--	--	--	--	--	--
at Arkansas	--	--	--	--	--	--	--
at Auburn							
TENNESSEE STATE							
OLE MISS							

KICKING & PUNTING

KICKOFFS								
Season	KO	Total Yards	TB	OB	Kick Avg.	Returns	Rtn. Yds.	Yds./Rtn.
Scott Goodman	28	1554	15	1	55.5	--	--	--
Brandon Ruiz	17	1040	12	0	61.2	--	--	--
Tucker Day	4	258	2	0	64.5	--	--	--
OPPONENT	49	2902	27	1	59.2	11	226	20.5

Season	KO	Total Yards	TB	OB	Kick Avg.	Opp Returns	Rtn. Yds.	Yds./Rtn.
LOUISIANA TECH	6	385	5	--	64.2	1	18	18.0
NC STATE	5	325	4	--	65.0	--	--	--
at Memphis	4	260	4	--	65.0	--	--	--
LSU	4	255	2	--	63.8	--	--	--
at Texas A&M	5	315	2	--	63.0	1	31	31.0
ALABAMA	4	256	2	--	64.0	2	65	32.5
at Vanderbilt	8	458	3	--	57.2	3	62	20.7
KENTUCKY	6	376	3	--	62.7	3	50	16.7
at Arkansas	5	294	4	--	58.8	1	0	0.0
at Auburn								
TENNESSEE STATE								
OLE MISS								

PUNTING									
Season	No.	Total Yds	Avg.	Long	TB	FC	I20	50+	Blk
Archer Trafford	18	755	41.9	57	1	5	6	2	0
Tucker Day	17	675	39.7	56	1	5	2	3	0

Game	No.	Total Yds	Avg.	Long	TB	FC	I20	50+	Blk
LOUISIANA TECH	5	210	42.0	46	--	2	--	--	--
NC STATE	7	251	35.9	56	1	2	1	1	--
at Memphis	5	211	42.2	57	1	1	1	1	--
LSU	3	131	43.7	53	--	--	1	1	--
at Texas A&M	3	122	40.7	47	--	2	2	--	--
ALABAMA	5	203	40.6	48	--	1	2	--	--
at Vanderbilt	2	103	51.5	56	--	1	1	1	--
KENTUCKY	3	111	37.0	50	--	--	--	1	--
at Arkansas	2	88	44.0	44	--	1	--	--	--
at Auburn									
TENNESSEE STATE									
OLE MISS									

INDIVIDUAL GAME-BY-GAME

TACKLES

(UT-AT)	UT-AT	TT	LATC	NCST	at MEM	LSU	at TA&M	ALA	VAN	UK	at ARK	at AUB	TNST	OM
Jett Johnson	27-37	64	2-2	5-4	5-3	2-6	2-6	0-10	3-0	5-4	3-2			
Nathaniel Watson	19-39	58	2-5	1-4	-	1-5	4-4	5-11	2-3	1-4	3-3			
Fred Peters	14-34	48	1-8	2-4	1-2	4-5	1-2	1-9	2-1	DNP	2-3			
Emmanuel Forbes	32-9	41	2-1	9-2	2-1	2-2	5-1	3-1	-	5-1	4-0			
Martin Emerson	27-14	41	3-2	5-1	5-3	2-1	4-1	4-3	1-2	1-0	2-1			
Cameron Young	12-25	37	2-2	1-5	1-1	1-3	2-3	0-4	-	1-3	4-4			
Aaron Brule	15-22	37	3-4	2-2	1-1	1-3	-	2-6	2-0	0-4	4-2			
Tyrus Wheat	11-22	33	1-2	0-3	1-1	1-2	1-2	0-4	4-0	1-2	2-6			
Collin Duncan	11-18	29	0-4	2-3	2-2	0-3	1-0	0-2	1-1	2-0	3-3			
Jalen Green	15-13	28	3-3	2-2	2-1	1-3	1-1	1-2	1-1	3-0	1-0			
Randy Charlton	10-17	27	1-4	2-0	3-1	1-3	0-2	0-2	1-0	0-2	2-3			
Shawn Preston Jr.	6-12	18	1-2	DNP	-	-	-	1-1	-	2-2	2-7			
Nathan Pickering	7-10	17	0-1	0-2	0-1	-	2-0	0-4	1-0	2-1	2-1			
Jaden Crumedy	6-11	17	1-2	1-1	1-1	-	0-2	0-2	2-0	0-1	1-2			
Jack Harris	1-8	9	DNP	0-1	0-1	0-2	-	1-4	DNP	DNP	DNP			
Aaron Odom	4-5	9	-	1-1	1-0	1-2	-	-	1-0	-	0-2			
Sherman Timbs	2-7	9	0-1	1-1	0-1	0-2	-	1-0	-	-	0-2			
D. Richardson	7-0	7	1-0	-	-	-	1-0	2-0	1-0	1-0	1-0			
DeMonte Russell	3-1	4	DNP	DNP	-	-	1-0	1-1	-	-	1-0			
Esaias Furdge	1-3	4	-	DNP	DNP	-	DNP	DNP	1-3	-	DNP			
Janari Dean	2-1	3	DNP	DNP	DNP	-	-	-	2-0	0-1	-			
Corey Ellington	1-2	3	DNP	DNP	DNP	DNP	DNP	-	1-2	-	-			
Jevon Banks	2-0	2	DNP	-	-	DNP	DNP	DNP	2-0	DNP	DNP			
Lideatrick Griffin	1-1	2	-	-	-	-	-	-	1-0	0-1	DNP			
Ty Cooper	0-2	2	DNP	DNP	DNP	DNP	-	-	0-2	-	-			
Makai Potk	2-0	2	-	-	-	1-0	-	1-0	-	-	-			
Jay Jimison	0-1	1	-	-	-	DNP	DNP	0-1	DNP	DNP	DNP			
Dylan Lawrence	0-1	1	-	-	-	-	-	0-1	DNP	-	-			
DeShawn Page	0-1	1	-	-	-	-	-	-	-	-	0-1			
Rufus Harvey	1-0	1	-	DNP	DNP	DNP	DNP	1-0	-	DNP	DNP			
Tucker Day	1-0	1	-	-	-	-	1-0	-	-	-	-			
Jaden Walley	0-1	1	0-1	-	-	-	-	-	-	-	-			
John Lewis	0-1	1	DNP	DNP	DNP	DNP	DNP	DNP	0-1	DNP	-			
Grant Jackson	1-0	1	1-0	-	-	-	-	-	-	DNP	-			

INDIVIDUAL GAME-BY-GAME

TFL & SACKS

TFL (Sacks)	LATC	NCST	at MEM	LSU	at TA&M	ALA	VAN	UK	at ARK	at AUB	TNST	OM
Jett Johnson	--	0.5	1.0	1.0	0.5	0.5	--	--	0.5			
Aaron Brule	2.0 (1.0)	0.5	--	--	--	1.0 (1.0)	--	--	2.0 (1.0)			
Emmanuel Forbes	1.0	1.5 (1.0)	--	--	1.0	--	--	--	--			
Tyrus Wheat	--	--	1.0 (1.0)	0.5	1.5 (1.0)	--	1.0 (1.0)	--	1.0 (1.0)			
Nathaniel Watson	--	0.5	DNP	0.5	1.0 (1.0)	1.0 (1.0)	--	--	1.0 (1.0)			
Martin Emerson	--	0.5	1.0	--	--	1.0	0.5	--	--			
Randy Charlton	--	1.0 (1.0)	--	1.0 (1.0)	0.5	--	1.0 (1.0)	--	0.5			
Jaden Crumedy	--	1.5 (1.0)	--	--	0.5	--	--	--	--			
Nathan Pickering	--	--	--	--	1.0 (1.0)	0.5	--	1.0	--			
Aaron Odom	--	--	--	1.5 (1.0)	--	--	1.0 (1.0)	--	--			
Jack Harris	DNP	--	--	0.5	--	1.0	--	--	--			
Jalen Green	1.0	0.5	--	--	--	--	--	--	--			
Cameron Young	--	0.5	--	--	1.0	--	--	--	0.5			
Sherman Timbs	--	0.5	--	--	--	--	--	--	0.5			
Collin Duncan	--	0.5	--	--	--	--	0.5	--	--			

TACKLE BREAKDOWN

RUSHING TACKLES		PASSING TACKLES		SPECIAL TEAMS TACKLES		
Jett Johnson	40	Martin Emerson	29	Janari Dean	Total	KO
Nathaniel Watson	39	Emmanuel Forbes	26	Jett Johnson	3	3
Cameron Young	31	Collin Duncan	20	Aaron Brule	3	1
Fred Peters	30	Jett Johnson	20	Fred Peters	2	0
Tyrus Wheat	22	Fred Peters	16	Lideatrick Griffin	2	0
Aaron Brule	21	Nathaniel Watson	16	Sherman Timbs	2	0
Randy Charlton	19	Jalen Green	14	Cameron Young	1	0
Jaden Crumedy	15	Aaron Brule	9	DeShawn Page	1	0
Nathan Pickering	15	Tyrus Wheat	6	Decameron Richardson	1	1
Jalen Green	14	Cameron Young	5	Collin Duncan	1	0
Shawn Preston Jr.	13	Shawn Preston Jr.	5	Tucker Day	1	1
Emmanuel Forbes	12	Randy Charlton	5	Grant Jackson	1	0
Martin Emerson	11	Decameron Richardson	4	Jaden Walley	1	0
Collin Duncan	8	Esaias Furdge	3	DeMonte Russell	1	1
Jack Harris	7	Jack Harris	2	Corey Ellington	1	1
Sherman Timbs	7	Ty Cooper	2	Martin Emerson	1	0
Aaron Odom	6	Corey Ellington	2	TOTALS	25	11
DeMonte Russell	3	John Lewis	1			
Jevon Banks	2	Nathan Pickering	1			
Decameron Richardson	2	Jaden Crumedy	1			
Dylan Lawrence	1	TOTALS	187			
Esaias Furdge	1					
Jay Jimison	1					
TOTALS	320					

INDIVIDUAL GAME-BY-GAME

ALL-PURPOSE YARDS

	Total	LATC	NCST	at MEM	LSU	at TA&M	ALA	VAN	UK	at ARK	at AUB	TNST	OM
Joquavious Marks	755	98	39	40	113	56	54	81	115	159			
Makai Polk	720	57	33	136	78	126	59	63	51	117			
Dillon Johnson	594	26	88	123	109	46	33	55	71	43			
Lideatrick Griffin	513	173	122	19	18	52	15	98	16	DNP			
Jaden Walley	485	64	75	55	16	32	64	72	106	1			
Austin Williams	418	57	66	44	62	38	17	30	32	72			
Malik Heath	276	-	29	88	48	25	56	26	4	-			
Christian Ford	225	DNP	-	DNP	14	40	26	63	17	65			
Rara Thomas	198	55	3	-	-	DNP	-	52	25	63			
Jamire Calvin	179	67	17	7	21	33	9	3	11	11			
J.J. Jernighan	55	-	-	20	-	-	-	4	3	28			
Caleb Ducking	40	-	-	-	DNP	DNP	DNP	40	DNP	-			
Emmanuel Forbes	33	-	-	21	-10	-	-	22	-	-			
Rufus Harvey	24	-	DNP	DNP	DNP	DNP	7	17	DNP	DNP			
Fred Peters	12	-	-	-	-	12	-	-	DNP	-			
Chance Loovertich	7	DNP	DNP	DNP	DNP	DNP	DNP	7	DNP	DNP			
Cameron Young	5	-	-	-	-	-	-	-	5	-			
Omni Wells	3	DNP	DNP	DNP	DNP	DNP	DNP	DNP	3	-			
Sherman Timbs	3	-	-	3	-	-	-	-	-	-			
Shawn Preston Jr.	1	-	DNP	-	-	-	-	-	1	-			
TEAM	-12	-2	-	-	-10	-	-	-	-	-			
Will Rogers	-71	-18	-5	-6	14	5	-41	-13	-5	-2			

RED ZONE RECAP

MISSISSIPPI STATE				OPPONENT			
Opponent	Scores/Chances	Result	Pct.	Opponent	Scores/Chances	Result	Pct.
LOUISIANA TECH	5/5	5 TD, 0 FG	100%	LOUISIANA TECH	2/2	0 TD, 2 FG	100%
NC STATE	2/2	1 TD, 1 FG	100%	NC STATE	1/3	1 TD, 0 FG	33%
at Memphis	4/5	3 TD, 1 FG	80%	at Memphis	0/0	0 TD, 0 FG	0%
LSU	3/4	2 TD, 1 FG	75%	LSU	1/1	1 TD, 0 FG	100%
at Texas A&M	4/5	3 TD, 1 FG	80%	at Texas A&M	4/4	1 TD, 3 FG	100%
ALABAMA	2/2	0 TD, 2 FG	100%	ALABAMA	2/2	2 TD, 0 FG	100%
at Vanderibl	5/5	4 TD, 1 FG	100%	at Vanderibl	1/1	0 TD, 1 FG	100%
KENTUCKY	4/5	3 TD, 1 FG	80%	KENTUCKY	1/2	1 TD, 0 FG	50%
at Arkansas	3/4	3 TD, 0 FG	75%	at Arkansas	3/3	3 TD, 0 FG	100%
at Auburn				at Auburn			
TENNESSEE STATE				TENNESSEE STATE			
OLE MISS				OLE MISS			
TOTAL	32/37	24 TD, 8 FG, 1 Downs 0 Interceptions, 0 Fumbles	86%	TOTAL	15/18	9 TD, 6 FG, 0 Downs 0 Interceptions, 0 Fumbles	83%

GAME LEADERS

Opponent	Rushing Attempts	Rushing Yards	Receptions	Receiving Yards	All-Purpose Yards	Tackles
LOUISIANA TECH	J. Marks - 12	J. Marks - 71	Makai Polk - 10	Jamire Calvin - 67	L. Griffin - 173	Fred Peters - 9
NC STATE	Dillon Johnson - 6	Dillon Johnson - 18	J. Marks - 16	Dillon Johnson - 70	L. Griffin - 122	Emmanuel Forbes - 11
at Memphis	Dillon Johnson - 7	Dillon Johnson - 49	Makai Polk - 11	Makai Polk - 136	Makai Polk - 136	J. Johnson/M. Emerson - 8
LSU	J. Marks - 13	Dillon Johnson - 51	J. Marks/D. Johnson - 9	Makai Polk - 78	J. Marks - 113	Fred Peters - 9
at Texas A&M	Dillon Johnson - 6	Dillon Johnson - 19	Makai Polk - 13	Makai Polk - 126	Makai Polk - 126	J. Johnson/N. Watson - 8
ALABAMA	Will Rogers - 9	Dillon Johnson - 24	M. Polk/J. Marks - 7	Jaden Walley - 64	Jaden Walley - 64	Nathaniel Watson - 16
at Vanderibl	J. Marks - 8	Dillon Johnson - 34	Five Players - 5	Jaden Walley - 72	L. Griffin - 98	Nathaniel Watson - 5
KENTUCKY	J. Marks - 20	J. Marks - 58	J. Marks - 9	Jaden Walley - 95	J. Marks - 115	Jett Johnson - 9
at Arkansas	J. Marks - 11	J. Marks - 40	Makai Polk - 8	Makai Polk - 117	J. Marks - 159	Shawn Preston Jr. - 9
at Auburn						
TENNESSEE STATE						
OLE MISS						

MISCELLANEOUS STATISTICS

RECEIVING

Games with a Reception	'18	'19	'20	'21	Streak	Career
Calvin, Jamire	12 (17*)	12 (18*)	4	9	14	37
Cumbest, Brad	1	1	2	--	--	4
Ducking, Caleb	--	--	--	1	--	1
Ford, Christian	--	--	--	6	6	6
Griffin, Lideatrick	--	--	4	7	--	11
Harvey, Rufus	--	--	--	2	--	2
Heath, Malik	--	--	10	7	--	17
Jernighan, J.J.	--	--	--	4	3	4
Johnson, Dillon	--	--	9	9	10	18
Johnson, Kwatrivous	--	--	1	--	--	1
Jones, Kameron	--	--	1	--	--	1
Marks, Jo'quavious	--	--	11	9	20	20
Polk, Makai	--	8	4	9	18	21
Rogers, Will	--	--	--	1	--	1
Thomas, Rara	--	--	--	5	3	5
Walley, Jaden	--	--	10	9	18	19
Wells, Omni	--	--	--	1	--	1
Williams, Austin	7	7	10	9	18	33

Games with 5+ Receptions	'18	'19	'20	'21	Career
Calvin, Jamire	1 (17*)	6 (18*)	1	--	8
Ford, Christian	--	--	--	1	1
Heath, Malik	--	--	4	2	6
Johnson, Dillon	--	--	3	6	9
Marks, Jo'quavious	--	--	6	8	14
Polk, Makai	--	1	1	8	10
Thomas, Rara	--	--	--	1	1
Walley, Jaden	--	--	6	5	11
Williams, Austin	--	--	4	3	7

Receptions of 20+ Yards	'18	'19	'20	'21	Career
Calvin, Jamire	3 (17*)	10 (18*)	1	3	17
Cumbest, Brad	1	--	--	--	1
Ford, Christian	--	--	--	2	2
Griffin, Lideatrick	--	--	--	1	1
Heath, Malik	--	--	3	5	8
Johnson, Dillon	--	--	--	1	1
Marks, Jo'quavious	--	--	--	1	1
Polk, Makai	--	5	1	8	14
Thomas, Rara	--	--	--	4	4
Walley, Jaden	--	--	11	5	16
Williams, Austin	3	2	1	3	9

Receptions of 50+ Yards	'18	'19	'20	'21	Career
Calvin, Jamire	-- (17*)	1 (18*)	--	--	1
Polk, Makai	--	--	1	--	1
Walley, Jaden	--	--	1	--	1

Receptions for a First Down	'18	'19	'20	'21	Career
Calvin, Jamire	12 (17)	26 (18)	7	9	54
Cumbest, Brad	1	--	--	--	1
Ducking, Caleb	--	--	--	2	2
Ford, Christian	--	--	--	12	12
Griffin, Lideatrick	--	--	1	9	10
Harvey, Rufus	--	--	--	1	1
Heath, Malik	--	--	12	11	23
Jernighan, J.J.	--	--	--	2	2
Johnson, Dillon	--	--	6	11	17
Marks, Jo'quavious	--	--	13	15	28
Polk, Makai	--	11	7	36	54
Thomas, Rara	--	--	--	8	8
Walley, Jaden	--	--	31	23	54
Williams, Austin	5	5	17	21	48

100-Yards Receiving	'18	'19	'20	'21	Career
Calvin, Jamire	-- (17)	1 (18)	1	--	2
Polk, Makai	--	1	--	3	4
Walley, Jaden	--	--	4	--	4

Games with a Receiving TD	'18	'19	'20	'21	Career
Calvin, Jamire	3 (17)	1 (18)	1	1	6
Cumbest, Brad	--	--	1	--	1
Griffin, Lideatrick	--	--	1	--	1
Harvey, Rufus	--	--	--	1	1
Heath, Malik	--	--	2	3	5
Marks, Jo'quavious	--	--	--	3	3
Polk, Makai	--	2	1	4	7
Thomas, Rara	--	--	--	3	3
Walley, Jaden	--	--	2	5	7
Williams, Austin	2	2	3	1	8

Games with Multiple Receiving TDs	'18	'19	'20	'21	Career
Heath, Malik	--	--	1	--	1
Polk, Makai	--	--	--	2	2
Thomas, Rara	--	--	--	1	1
Williams, Austin	1	--	--	--	1

RUSHING

Runs of 10+ Yards	'18	'19	'20	'21	Career
Johnson, Dillon	--	--	3	6	9
Marks, Jo'quavious	--	--	6	7	13
Rogers, Will	--	--	4	3	7

Runs of 20+ Yards	'18	'19	'20	'21	Career
Marks, Jo'quavious	--	--	2	1	3

Rushing First Downs	'18	'19	'20	'21	Career
Jernighan, J.J.	--	--	--	1	1
Johnson, Dillon	--	--	10	16	26
Lovertich, Chance	--	--	--	1	1
Marks, Jo'quavious	--	--	18	26	44
Rogers, Will	--	--	5	6	11

Games with a Rushing Touchdown	'18	'19	'20	'21	Career
Johnson, Dillon	--	--	3	2	5
Marks, Jo'quavious	--	--	3	3	6
Rogers, Will	--	--	1	--	1

Games with multiple Rushing TDs	'18	'19	'20	'21	Career
Johnson, Dillon	--	--	1	1	2
Marks, Jo'quavious	--	--	--	1	1

PASSING

Games with 300 yards passing	'18	'19	'20	'21	Career
Rogers, Will	--	--	2	8	10

Games with 30+ completions	'18	'19	'20	'21	Career
Rogers, Will	--	--	4	9	13

Completions of 20+ yards	'18	'19	'20	'21	Career
Lovertich, Chance	--	--	--	1	1
Rogers, Will	--	--	17	39	56

Games with Multiple Passing TDs	'18	'19	'20	'21	Career
Rogers, Will	--	--	2	7	9

TURNOVERS GAINED

MISSISSIPPI STATE (13)					
TYPE	QTR	PLAYER	PLAYS/ YDS	1st DOWNS	RESULT
LOUISIANA TECH (2)					
Interception	1	Wheat of Kendall	7/40	3	TD
Fumble	1	Odom of Williams Jr.	3/33	2	TD
NC STATE (3)					
Interception	1	Green of Person	3/(-3)	0	Punt
Fumble	3	Green of Leary	7/54	2	TD
Interception	4	Peters of Leary	1/(-2)	0	End of Game
at Memphis (1)					
Interception	3	Forbes of Henigan	6/12	1	Downs
LSU (1)					
Interception	2	Forbes of Johnson	4/18	1	Downs
at Texas A&M (1)					
Interception	1	Peters of Calzada	6/19	1	FG
at Vanderbilt (1)					
Interception	2	Forbes of Wright	1/0	0	TD
KENTUCKY (4)					
Interception	1	Preston Jr. of Levis	7/35	2	Punt
Interception	2	Green of Levis	5/38	2	End of Half
Fumble	3	J. Johnson by Rodriguez	2/(-3)	0	TD
Interception	3	Young of Levis	1/0	0	TD
at Arkansas (0)					
-- None --					

OPPONENT (9)					
TYPE	QTR	PLAYER	PLAYS/ YDS	1st DOWNS	RESULT
LOUISIANA TECH (4)					
Fumble	2	Buchanan by Johnson	6/19	1	Punt
Fumble	2	Bell by Rogers	3/(-6)	--	Punt
Fumble	3	Mason by Williams	7/38	2	FG
Interception	3	Baldwin of Rogers	--	--	TD
NC STATE (0)					
-- None --					
at Memphis (1)					
Fumble	1	Blake by Marks	--	--	TD
LSU (1)					
Fumble	1	Clark by Heath	6/45	1	TD
Interception	1	Flott of Rogers	--	--	Punt
at Texas A&M (0)					
-- None --					
at Vanderbilt (2)					
Interception	2	Mahoney of Rogers	5/9	1	Downs
Interception	3	Jerkins of Rogers	3/2	--	FG
at Arkansas (1)					
Interception	2	Morgan of Rogers	10/54	4	Punt

TURNOVERS BY PLAYER

FUMBLES

(#-Lost)	LATC	NCST	at MEM	LSU	at TA&M	ALA	VAN	UK	at ARK	at AUB	TNST	OM
Austin Williams	1-1	--	--	--	--	--	--	--	--	--	--	--
Will Rogers	1-1	--	--	--	--	--	--	--	--	--	--	--
Dillon Johnson	1-1	--	--	--	--	--	--	--	--	--	--	--
Malik Heath	--	--	--	1-1	--	--	--	--	--	--	--	--
Jo'quavius Marks	--	--	1-1	--	--	--	--	--	--	--	--	--

FORCED FUMBLES

	LATC	NCST	at MEM	LSU	at TA&M	ALA	VAN	UK	at ARK	at AUB	TNST	OM
Emmanuel Forbes	--	--	--	--	1	--	--	--	--	--	--	--
Jett Johnson	--	1	--	--	--	--	--	--	--	--	--	--
Aaron Odom	--	1	--	--	--	--	--	--	--	--	--	--
Tyrus Wheat	--	--	--	--	1	--	--	--	--	--	--	--

FUMBLES RECOVERED

	LATC	NCST	at MEM	LSU	at TA&M	ALA	VAN	UK	at ARK	at AUB	TNST	OM
Jalen Green	--	1	--	--	--	--	--	--	--	--	--	--
Aaron Odom	1	--	--	--	--	--	--	--	--	--	--	--
Jett Johnson	--	--	--	--	--	--	--	1	--	--	--	--

INTERCEPTIONS

(#-Yards)	LATC	NCST	at MEM	LSU	at TA&M	ALA	VAN	UK	at ARK	at AUB	TNST	OM
Emmanuel Forbes	--	--	1-21	1-(-10)	--	--	1-22	--	--	--	--	--
Fred Peters	--	1-0	--	--	1-12	--	--	--	--	--	--	--
Tyrus Wheat	1-0	--	--	--	--	--	--	--	--	--	--	--
Jalen Green	--	1-0	--	--	--	--	--	1-0	--	--	--	--
Shawn Preston Jr.	--	--	--	--	--	--	--	1-1	--	--	--	--
Cameron Young	--	--	--	--	--	--	--	1-5	--	--	--	--

LONG PLAY BREAKDOWN

BY YARDAGE

OFFENSE (39)

Yards	Type	Player(s)	Opponent
43	Pass	Heath, Malik from Rogers, Will	ALABAMA
42	Pass	Polk, Makai from Rogers, Will	at Arkansas
41	Pass	Polk, Makai from Rogers, Will	at Memphis
40	Pass	Calvin, Jamire from Rogers, Will	LOUISIANA TECH
*37	Pass	Thomas, Rara from Rogers, Will	at Arkansas
*36	Pass	Polk, Makai from Rogers, Will	at Memphis
34	Pass	Williams, Austin from Rogers, Will	NC STATE
*31	Pass	Polk, Makai from Rogers, Will	at Vanderbilt
30	Pass	Williams, Austin from Rogers, Will	LOUISIANA TECH
*29	Pass	Polk, Makai from Rogers, Will	LSU
29	Pass	Ford, Christian from Rogers, Will	at Arkansas
29	Pass	Walley, Jaden from Rogers, Will	KENTUCKY
29	Pass	Heath, Malik from Rogers, Will	at Memphis
*28	Pass	Thomas, Rara from Lortvich, Chance	at Vanderbilt
28	Pass	Williams, Austin from Rogers	at Arkansas
26	Pass	Johnson, Dillon from Rogers, Will	NC STATE
*25	Pass	Thomas, Rara from Rogers, Will	KENTUCKY
25	Pass	Walley, Jaden from Rogers, Will	at Texas A&M
25	Pass	Thomas, Rara from Rogers, Will	LOUISIANA TECH
24	Pass	Ford, Christian from Rogers, Will	at Vanderbilt
24	Pass	Ford, Christian from Rogers, Will	ALABAMA
24	Pass	Walley, Jaden from Rogers, Will	at Memphis
23	Pass	Williams, Austin from Rogers, Will	at Arkansas
23	Pass	Polk, Makai from Rogers, Will	KENTUCKY
23	Pass	Griffin, Lideatrick from Rogers, Will	at Texas A&M
23	Pass	Calvin, Jamire from Rogers, Will	at Texas A&M
23	Rush	Marks, Jo'quavious	LOUISIANA TECH
23	Pass	Walley, Jaden from Rogers, Will	KENTUCKY
22	Pass	Heath, Malik from Rogers, Will	at Texas A&M
22	Pass	Williams, Austin from Rogers, Will	LSU
22	Pass	Walley, Jaden from Rogers, Will	KENTUCKY
22	Pass	Heath, Malik from Rogers, Will	LSU
21	Pass	Marks, Jo'quavious from Rogers, Will	at Vanderbilt
*21	Pass	Heath, Malik from Rogers, Will	NC STATE
21	Pass	Thomas, Rara from Rogers, Will	LOUISIANA TECH
20	Pass	Ford, Christian from Rogers, Will	at Vanderbilt
20	Pass	Polk, Makai from Rogers, Will	ALABAMA
*20	Pass	Polk, Makai from Rogers, Will	at Texas A&M
*20	Pass	Calvin, Jamire from Rogers, Will	LOUISIANA TECH

SPECIAL TEAMS (9)

Yards	Type	Player(s)	Opponent
*100	KR	Griffin, Lideatrick	NC STATE
70	KR	Griffin, Lideatrick	LOUISIANA TECH
38	KR	Griffin, Lideatrick	LOUISIANA TECH
35	KR	Lideatrick Griffin	at Vanderbilt
33	KR	Marks, Jo'quavious	at Arkansas
24	KR	Marks, Jo'quavious	at Arkansas
21	KR	Griffin, Lideatrick	at Vanderbilt
20	KR	Griffin, Lideatrick	at Vanderbilt
20	KR	Griffin, Lideatrick	LOUISIANA TECH

* - touchdown scored on play

DEFENSE (2)

Yards	Type	Player(s)	Opponent
22	INT	Forbes, Emmanuel	at Vanderbilt
21	INT	Forbes, Emmanuel	at Memphis

LONG PLAY BREAKDOWN

LONG PLAYS BY THE NUMBERS

BY YARDAGE			BY TYPE		
Yards	No.	TD	Type	No.	TD
100+	1	1	Rushing	1	--
90-99	--	--	Passing	38	9
80-89	--	--	Punt returns	--	--
70-79	1	--	Kick returns	9	1
60-69	--	--	Interceptions	2	--
50-59	--	--	Fumble returns	--	--
40-49	4	--	Other	--	--
30-39	8	3	TOTAL	50	10
20-29	36	6			

20+ YARD PLAYS BY PLAYER

Player	No.	TD	Rush	Rec.	KR	PR	IR	FR
Polk, Makai	8	4	--	8	--	--	--	--
Griffin, L.	8	1	--	1	7	--	--	--
Thomas, Rara	5	3	--	5	--	--	--	--
Heath, Malik	5	1	--	5	--	--	--	--
Walley, Jaden	5	--	--	5	--	--	--	--
Williams, Austin	5	--	--	5	--	--	--	--
Marks, J.	4	--	1	1	2	--	--	--
Ford, Christian	4	--	--	4	--	--	--	--
Calvin, Jamire	3	1	--	3	--	--	--	--
Forbes, E.	2	--	--	--	--	--	2	--
Johnson, Dillon	1	--	--	1	--	--	--	--
TOTAL	50	10	1	38	9	--	2	--

LONGEST PLAYS OF THE YEAR

Rushing		
23	Marks, Jo'quavious	LOUISIANA TECH (9/4)
Rushing Touchdown		
9	Johnson, Dillon	KENTUCKY (10/30)
Passing		
43	Heath, Malik from Rogers, Will	ALABAMA (10/16)
Passing Touchdown		
37*	Thomas, Rara from Rogers, Will	at Arkansas (11/6)
Punt Return		
15	Walley, Jaden	NC STATE (9/11)
Kick Return		
100*	Griffin, Lideatrick	NC STATE (9/11)
Interception Return		
22	Forbes, Emmanuel	at Vanderbilt (10/23)
Fumble Return		
0	Green, Jalen	NC STATE (9/11)
0	Odom, Aaron	LOUISIANA TECH (9/4)
Punt		
57	Trafford, Archer	at Memphis (9/18)
Field Goal		
44	Ruiz, Brandon	ALABAMA (10/16)

MISSISSIPPI STATE (50 PLAYS)

Play	#	Long	Play	Opponent
Passing	38	43	Heath, Malik from Rogers, Will	ALABAMA (10/16)
Rushing	1	23	Marks, Jo'quavious	LOUISIANA TECH (9/4)
Kick Return	9	100*	Griffin, Lideatrick	NC STATE (9/11)
Punt Return	--	--	--	--
Interception	2	22	Forbes, Emmanuel	at Vanderbilt (10/23)
Opp.	#	Long	Play	Type
LA TECH	9	70	Griffin, Lideatrick	Kick Return
NC STATE	6	100*	Griffin, Lideatrick	Kick Return
at Memphis	5	41	Polk, Makai from Rogers, Will	Pass
LSU	3	29	Polk, Makai from Rogers, Will	Pass
at Texas A&M	5	25	Walley, Jaden from Rogers, Will	Pass
ALABAMA	6	75	J. Williams from Young, Bryce	Pass
at Vanderbilt	9	35	Griffin, Lideatrick	Kick Return
KENTUCKY	5	29	Walley, Jaden from Rogers, Will	Pass
at Arkansas	7	42	Polk, Makai from Rogers, Will	Pass
at Auburn				
TENNESSEE STATE				
OLE MISS				

OPPONENTS (38 PLAYS)

Play	#	Long	Play	Opponent
Passing	26	75*	Williams, J. from Young, Bryce	ALABAMA (10/16)
Rushing	6	59*	Kendall, Austin	LOUISIANA TECH (9/4)
Kick Return	0	--	--	--
Punt Return	3	94*	Doyle, Joe	at Memphis (9/18)
Fumble Return	1	35	Clark, Damone	LSU (9/25)
Interception	2	40*	Battle, Jordan	ALABAMA (10/16)
Opp.	#	Long	Play	Type
LA TECH	6	73*	Means, Bub from Kendall, Austin	Pass
NC STATE	5	38	Emezie, Emeka from Leary, Devin	Pass
at Memphis	4	94*	Doyle, Joe	Punt Return
LSU	6	64*	Boutte, Kayshon from Johnson, Max	Pass
at Texas A&M	5	44	Spiller, Isaiah	Rush
ALABAMA	4	75	Williams, J. from Young, Bryce	Pass
at Vanderbilt	2	61	Boddie, Devin from Wright, Mike	Pass
KENTUCKY	2	74*	Ali, Josh	Punt Return
at Arkansas	4	26	Burks, Treyton	Rush
at Auburn				
TENNESSEE STATE				
OLE MISS				

* - touchdown scored on play

SEASON SUPERLATIVES

MISSISSIPPI STATE INDIVIDUAL		
Rushes	20	Marks, Jo'quavious; Kentucky (10/30)
Yards Rushing	71	Marks, Jo'quavious; Louisiana Tech (9/4)
TD Rushes	2	Marks, Jo'quavious; Louisiana Tech (9/4)
	2	Johnson, Dillon; Kentucky (10/30)
Long Rush	23	Marks, Jo'quavious; Louisiana Tech (9/4)
Pass Attempts	67	Rogers, Will; at Memphis (9/18)
Pass Completions	50	Rogers, Will; at Memphis (9/18)
Yards Passing	419	Rogers, Will; at Memphis (9/18)
TD Passes	4	Rogers, Will; at Vanderbilt (10/23)
	4	Rogers, Will; at Arkansas (11/6)
Long Pass	43	Rogers, Will; Alabama (10/16)
Receptions	13	Polk, Makai; at Texas A&M (10/2)
Yards Receiving	136	Polk, Makai; at Memphis (9/18)
TD Receptions	2	3 times: Last Thomas, Rara; at Arkansas (11/6)
Long Reception	43	Heath, Malik; Alabama (10/16)
Field Goals	3	Ruiz, Brandon; Alabama (10/16)
Long Field Goal	44	Ruiz, Brandon; Alabama (10/16)
Punts	7	Day, Tucker; NC State (9/11)
Punting Avg	51.5	Day, Tucker; at Vanderbilt (10/23)
Long Punt	57	Trafford, Archer; at Memphis (9/18)
Punts Inside 20	2	Twice: Last Trafford, Archer; Alabama (10/16)
Long Punt Return	15	Walley, Jaden; NC State (9/11)
Long Kickoff Return	100	Griffin, Lideatrick; NC State (9/11)
Tackles	16	Watson, Nathaniel; Alabama (10/16)
Sacks	1.0	19 times: Last Three players; at Arkansas (11/6)
Tackles For Loss	2.0	Brule, Aaron; at Arkansas (11/6)
Interceptions	1	10 times: Last: Three Players; Kentucky (10/30)

MISSISSIPPI STATE TEAM		
	Highs	Lows
Yards Rushing	115, LSU (9/25)	(-1), Alabama (10/16)
Yards Per Rush	4.4, LSU (9/25)	(-0.1), Alabama (10/16)
TD Rushes	3, Kentucky (10/30)	0, 3 Times: Last Alabama (10/16)
Pass Attempts	67, at Memphis (9/18)	39, Kentucky (10/30)
Pass Completions	50, at Memphis (9/18)	33, NC State (9/11)
Yards Passing	461, at Vanderbilt (10/23)	294, NC State (9/11)
Yards Per Pass Attempt	8.8, Kentucky (10/30)	5.5, Alabama (10/16)
TD Passes	5, at Vanderbilt (10/23)	0, Alabama (10/16)
Total Plays	88, LSU (9/25)	64, NC State (9/11)
Total Offense	522, at Vanderbilt (10/23)	299, Alabama (10/16)
Yards Per Play	6.6, Louisiana Tech (9/4)	4.0, Alabama (10/16)
Points	45, at Vanderbilt (10/23)	9, Alabama (10/16)
Sacks By	4.0, NC State (9/11)	1.0, 2x: Last at Memphis (9/18)
First Downs	30, at Vanderbilt (10/23)	15, NC State (9/11)
Penalties	12, Louisiana Tech (9/4)	7, at Texas A&M (10/2)
Penalty Yards	96, Louisiana Tech (9/4)	60, NC State (9/11)
Turnovers	4, Louisiana Tech (9/4)	0, Twice: Last at Texas A&M (10/2)
Interceptions By	3, Kentucky (10/30)	1, 4x: Last at Texas A&M (10/2)
Punts	7, NC State (9/11)	3, 2x: Last Kentucky (10/30)
Punting Avg	51.5, at Vanderbilt (10/23)	29.0, NC State (9/11)
Long Punt	57, at Memphis (9/18)	46; Louisiana Tech (9/4)
Punts Inside 20	2, Twice: Last Alabama (10/16)	0, 2x: Last Kentucky (10/30)
Long Punt Return	15, NC State (9/11)	0, Louisiana Tech (9/4)

OPPONENT INDIVIDUAL		
Rushes	19	Robinson Jr., Brian; Alabama (10/16)
Yards Rushing	107	Johnson, Dominique; at Arkansas (11/6)
TD Rushes	2	Robinson Jr., Brian; Alabama (10/16)
	2	Johnson, Dominique; at Arkansas (11/6)
Long Rush	59	Kendall, Austin; Louisiana Tech (9/4)
Pass Attempts	49	Leary, Devin; NC State (9/11)
Pass Completions	30	Leary, Devin; NC State (9/11)
Yards Passing	348	Young, Bryce; Alabama (10/16)
TD Passes	4	Twice: Last Young, Bryce; Alabama (10/16)
Long Pass	75	Young, Bryce; Alabama (10/16)
Receptions	9	Twice: Last Robinson, W.; Kentucky (10/30)
Yards Receiving	105	Calvin III, Austin; at Memphis (9/18)
TD Receptions	2	Twice: Last Boutte, Kayshon; LSU (9/25)
Long Reception	75	Williams, Jameson; Alabama (10/16)
Field Goals	3	Small, Seth; at Texas A&M (10/2)
	3	Little, Cam; at Arkansas (11/6)
Long Field Goal	51	Twice: Last Little, Cam; at Arkansas (11/6)
Punts	7	Three times: Last Smith, Harrison; at Vanderbilt (10/23)
Punting Avg	53.7	Goodfellow, Colin; Kentucky (10/30)
Long Punt	70	Goodfellow, Colin; Kentucky (10/30)
Punts Inside 20	3	Doyle, Joe; at Memphis (9/18)
Long Punt Return	94	Calvin III, Austin; at Memphis (9/18)
Long Kickoff Return	45	Williams, Jameson; Alabama (10/16)
Tackles	18	Jones, Jacquez; Kentucky (10/30)
Sacks	4.0	Anderson Jr., W.; Alabama (10/16)
Tackles For Loss	4.0	Anderson Jr., W.; Alabama (10/16)
Interceptions	2	Battle, Jordan; Alabama (10/16)

OPPONENT TEAM		
	Highs	Lows
Yards Rushing	202, at Arkansas (11/6)	34, NC State (9/11)
Yards Per Rush	5.0, at Texas A&M (10/2)	1.4, NC State (9/11)
TD Rushes	2, Twice; Last at Arkansas (11/6)	0, Twice: Last at Memphis (9/18)
Pass Attempts	51, NC State (9/11)	20, at Texas A&M (10/2)
Pass Completions	30, NC State (9/11)	12, at Texas A&M (10/2)
Yards Passing	348, Alabama (10/16)	135, at Texas A&M (10/2)
Yards Per Pass Attempt	12.4, Alabama (10/16)	5.8, at Memphis (9/18)
TD Passes	4, Twice; Last Alabama (10/16)	1, Twice: Last at Texas A&M (10/2)
Total Plays	76, NC State (9/11)	52, at Texas A&M (10/2)
Total Offense	543, Alabama (10/16)	246, at Memphis (9/18)
Yards Per Play	7.9, Alabama (10/16)	4.4, NC State (9/11)
Points	49, Alabama (10/16)	10, NC State (9/11)
Sacks By	7.0, Alabama (10/16)	1.0, NC State (9/11)
First Downs	24, at Arkansas (11/6)	12, at Memphis (9/18)
Penalties	11, at Arkansas (11/6)	6, Twice: Last at Memphis (9/18)
Penalty Yards	84, at Arkansas (11/6)	36, Louisiana Tech (9/4)
Turnovers	4, Kentucky (10/30)	1, at Texas A&M (10/2)
Interceptions By	3, Alabama (10/16)	0, 3 times: Last at Texas A&M (10/2)
Punts	7, 3 Times: Last at Vanderbilt (10/23)	3, at Texas A&M (10/2)
Punting Avg	53.7, Kentucky (10/30)	38.6, Louisiana Tech (9/4)
Long Punt	70, Kentucky (10/30)	51, Louisiana Tech (9/4)
Punts Inside 20	3, at Memphis (9/18)	1, NC State (9/11)
Long Punt Return	94, at Memphis (9/18)	0, NC State (9/11)

STARTERS

OFFENSE

OPPONENT	LT	LG	C	RG	RT	QB	RB	WR	WR	WR	WR
LOUISIANA TECH	Cross	K. Jones	Sharp	K. Johnson	Lashley	Rogers	Marks	Thomas	Calvin	Williams	Polk
NC STATE	Cross	K. Jones	Sharp	K. Johnson	Lashley	Rogers	Marks	D. Johnson	Griffin	Williams	Polk
at Memphis	Cross	K. Jones	Sharp	K. Johnson	Lashley	Rogers	Marks	Heath	Walley	Williams	Polk
LSU	Cross	K. Jones	Sharp	K. Johnson	Lashley	Rogers	Marks	Heath	Walley	Williams	Polk
at Texas A&M	Cross	K. Jones	Sharp	K. Johnson	Lashley	Rogers	Marks	Griffin	Walley	Williams	Polk
ALABAMA	Cross	K. Jones	Sharp	K. Johnson	Lashley	Rogers	D. Johnson	Griffin	Walley	Williams	Polk
at Vanderbilt	Cross	K. Jones	Sharp	K. Johnson	Lashley	Rogers	Marks	Griffin	Walley	Williams	Polk
KENTUCKY	Cross	K. Jones	Sharp	C. Smith	Lashley	Rogers	Marks	Griffin	Walley	Williams	Polk
at Arkansas	Cross	K. Jones	Sharp	C. Smith	Lashley	Rogers	D. Johnson	Thomas	Walley	Williams	Polk
at Auburn											
TENNESSEE STATE											
OLE MISS											

* started two running backs against NC State.

DEFENSE

OPPONENT	DE	NG	DT	SLB	MLB	WLB	CB	FS	Bulldog	SS	CB
LOUISIANA TECH	Charlton	Young	Crumedy	Wheat	Watson	Brule	Emerson	Duncan	Peters	Green	Forbes
NC STATE	Charlton	Young	Crumedy	Wheat	Watson	Brule	Emerson	Duncan	Peters	Green	Forbes
at Memphis	Charlton	Young	Crumedy	Wheat	J. Johnson	Brule	Emerson	Duncan	Peters	Green	Forbes
LSU	Charlton	Young	Crumedy	Wheat	Watson	Brule	Emerson	Duncan	Peters	Green	Forbes
at Texas A&M	Charlton	Young	Crumedy	Wheat	Watson	Brule	Emerson	Duncan	Peters	Green	Forbes
ALABAMA	Harris	Young	Crumedy	Wheat	Watson	J. Johnson	Emerson	Duncan	Peters	Green	Forbes
at Vanderbilt	Charlton	Young	Crumedy	Wheat	Watson	J. Johnson	Emerson	Duncan	Peters	Green	Forbes
KENTUCKY	Charlton	Young	Crumedy	Wheat	Watson	J. Johnson	Emerson	Duncan	Preston Jr.	Green	Forbes
at Arkansas	Charlton	Young	Crumedy	Wheat	Watson	J. Johnson	Emerson	Duncan	Peters	Preston Jr.	Forbes
at Auburn											
TENNESSEE STATE											
OLE MISS											

CAREER STARTS

Player	Total	LT	LG	C	RG	RT	QB	RB	WR	DE	DT	NG	LB	CB	S	Bulldog
Crumedy, Jaden	27	--	--	--	--	--	--	--	--	--	16	11	--	--	--	--
Emerson, Martin	25	--	--	--	--	--	--	--	--	--	--	--	--	25	--	--
Williams, Austin	23	--	--	--	--	--	--	--	23	--	--	--	--	--	--	--
Charlton, Randy	19*	--	--	--	--	--	--	--	--	8	--	--	--	--	--	--
Cross, Charles	19	19	--	--	--	--	--	--	--	--	--	--	--	--	--	--
Forbes, Emmanuel	18	--	--	--	--	--	--	--	--	--	--	--	--	18	--	--
Sharp, LaQuinston	18	--	4	9	5	--	--	--	--	--	--	--	--	--	--	--
Brule, Aaron	16	--	--	--	--	--	--	--	--	--	--	--	16	--	--	--
Green, Jalen	16*	--	--	--	--	--	--	--	--	--	--	--	--	--	8	--
Wheat, Tyrus	17	--	--	--	--	--	--	--	--	--	--	--	17	--	--	--
Marks, Jo'quavious	15	--	--	--	--	--	--	15	--	--	--	--	--	--	--	--
Duncan, Collin	16	--	--	--	--	--	--	--	--	--	--	--	--	--	16	--
Polk, Makai	16*	--	--	--	--	--	--	--	9	--	--	--	--	--	--	--
Jones, Kameron	15	--	9	--	--	6	--	--	--	--	--	--	--	--	--	--
Rogers, Will	15	--	--	--	--	--	15	--	--	--	--	--	--	--	--	--
Walley, Jaden	15	--	--	--	--	--	--	--	15	--	--	--	--	--	--	--
Morgan, C.J.	12	--	--	--	--	--	--	--	--	--	--	--	--	12	--	--
Peters, Fred	12	--	--	--	--	--	--	--	--	--	--	--	--	--	5	7
Johnson, Kwatrivous	10	--	--	--	7	3	--	--	--	--	--	--	--	--	--	--
Smith, Cole	11	--	--	9	2	--	--	--	--	--	--	--	--	--	--	--
Watson, Nathaniel	11	--	--	--	--	--	--	--	--	--	--	--	11	--	--	--
Craft, Londyn	8	--	--	--	--	--	--	--	--	--	--	--	--	--	8	--
Heath, Malik	8	--	--	--	--	--	--	--	8	--	--	--	--	--	--	--
Preston Jr., Shawn	9	--	--	--	--	--	--	--	--	--	--	--	1	--	3	5
Young, Cameron	9	--	--	--	--	--	--	--	--	--	--	9	--	--	--	--
Lashley, Scott	9	--	--	--	--	9	--	--	--	--	--	--	--	--	--	--
Griffin, Lideatrick	7	--	--	--	--	--	--	--	7	--	--	--	--	--	--	--
Calvin, Jamire	5*	--	--	--	--	--	--	--	1	--	--	--	--	--	--	--
Johnson, Jett	5	--	--	--	--	--	--	--	--	--	--	--	5	--	--	--
Johnson, Dillon	4	--	--	--	--	--	--	4	--	--	--	--	--	--	--	--
Furdge, Esaias	2	--	--	--	--	--	--	--	--	--	--	--	--	2	--	--
Odom, Aaron	2	--	--	--	--	--	--	--	--	--	2	--	--	--	--	--
Thomas, Rara	2	--	--	--	--	--	--	--	2	--	--	--	--	--	--	--
Four Tied	1	Cumbest, Brad, WR; Guidry, Landon, S; Harris, Jack, DE; Jimison, Jay, S														

* - Total includes starts at previous school | By position starts MSU only

PARTICIPATION CHART

	GP/GS	LATC	NCST	at MEM	LSU	at TA&M	ALA	VAN	UK	at ARK	at AUB	TNST	OM		GP/GS	LATC	NCST	at MEM	LSU	at TA&M	ALA	VAN	UK	at ARK	at AUB	TNST	OM
Banks, Jevon	3/0	--	P	P	--	--	--	P	--	--				Jones, Kameron	9/9	ST	ST	ST	ST	ST	ST	ST	ST	ST	ST		
Brule, Aaron	9/5	ST	ST	ST	ST	ST	P	P	P	P				Jones, Nick	5/0	--	P	--	P	--	--	P	P	P			
Buy, Reed	1/0	--	--	--	--	--	--	--	P	--				King Ani, I.	1/0	P	--	--	--	--	--	--	--	--	--		
Calvin, Jamire	9/1	ST	P	P	P	P	P	P	P	P				Lashley, Scott	9/9	ST	ST	ST	ST	ST	ST	ST	ST	ST	ST		
Cass, Kyle	1/0	--	--	--	--	--	--	P	--	--				Lawrence, Dylan	8/0	P	P	P	P	P	P	--	P	P			
Charlton, Randy	9/8	ST	ST	ST	ST	ST	P	ST	ST	ST				Lewis, John	2/0	--	--	--	--	--	--	P	--	--	P		
Cooper, Ty	5/0	--	--	--	--	P	P	P	P	P				Lovertich, C.	1/0	--	--	--	--	--	--	--	P	--	--		
Cox, Colby	9/0	P	P	P	P	P	P	P	P	P				Marks, J.	9/7	ST	ST	ST	ST	ST	P	ST	ST	P			
Craft, Londyn	2/0	--	--	--	P	P	--	--	--	--				McCord, Nolan	5/0	--	P	P	P	P	--	--	--	--	P		
Cross, Charles	9/9	ST	ST	ST	ST	ST	ST	ST	ST	ST				Moore, Jacobi	1/0	--	--	--	--	--	--	P	--	--	--		
Crumedy, Jaden	9/9	ST	ST	ST	ST	ST	ST	ST	ST	ST				Odom, Aaron	9/0	P	P	P	P	P	P	P	P	P			
Day, Tucker	9/0	P	P	P	P	P	P	P	P	P				Page, DeShawn	9/0	P	P	P	P	P	P	P	P	P			
Dean, Janari	6/0	--	--	--	P	P	P	P	P	P				Peters, Fred	8/8	ST	ST	ST	ST	ST	ST	ST	--	ST			
Ducking, Caleb	5/0	P	P	P	--	--	--	P	--	--				Pickering, N.	9/0	P	P	P	P	P	P	P	P	P			
Duncan, Collin	9/9	ST	ST	ST	ST	ST	ST	ST	ST	ST				Polk, Makai	9/9	ST	ST	ST	ST	ST	ST	ST	ST	ST	ST		
Ellington, Corey	4/0	--	--	--	--	--	P	P	P	P				Preston Jr., S.	8/2	P	--	P	P	P	P	P	ST	ST			
Emerson, Martin	9/9	ST	ST	ST	ST	ST	ST	ST	ST	ST				Price, Simeon	4/0	P	--	P	P	P	--	--	--	--			
Forbes, E.	9/9	ST	ST	ST	ST	ST	ST	ST	ST	ST				Purvis, J.P.	2/0	P	--	--	--	--	P	--	--	--			
Ford, Christian	7/0	--	P	--	P	P	P	P	P	P				Reese, Albert	1/0	--	--	--	--	--	P	--	--	--			
Furdge, Esaias	4/0	P	--	--	P	--	--	P	P	--				Richardson, D.	9/0	P	P	P	P	P	P	P	P	P			
Goodman, Scott	6/0	--	P	P	P	P	--	P	P	--				Rogers, Will	9/9	ST	ST	ST	ST	ST	ST	ST	ST	ST			
Green, Jalen	9/8	ST	ST	ST	ST	ST	ST	ST	ST	P				Ruiz, Brandon	6/0	P	P	--	--	--	P	P	P	P			
Griffin, Eldric	1/0	--	--	--	--	P	--	--	--	--				Russell, DeMonte	7/0	--	--	P	P	P	P	P	P	P			
Griffin, L.	8/5	P	ST	P	P	ST	ST	ST	ST	--				Sharp, LaQuinston	9/9	ST	ST	ST	ST	ST	ST	ST	ST	ST			
Groce, Jr., R.	4/0	P	P	P	P	--	--	--	--	--				Smith, Cole	9/2	P	P	P	P	P	P	P	P	ST	ST		
Hammond, H.	9/0	P	P	P	P	P	P	P	P	P				Swanson, Cody	1/0	--	--	--	--	--	--	P	--	--			
Hampton, Jay	1/0	--	--	--	--	--	--	P	--	--				Thomas, Rara	8/2	ST	P	P	P	--	P	P	P	P	ST		
Hargrove, K.	3/0	P	P	P	--	--	--	--	--	--				Timbs, Sherman	9/0	P	P	P	P	P	P	P	P	P			
Harris, Jack	5/1	--	P	P	P	P	ST	--	--	--				Trafford, Archer	5/0	--	--	P	P	P	P	--	--	P			
Harvey, Rufus	3/0	P	--	--	--	--	P	P	--	--				Walley, Jaden	9/7	P	P	ST	ST	ST	ST	ST	ST	ST			
Heath, Malik	8/2	--	P	ST	ST	P	P	P	P	P				Watson, Nathaniel	8/8	ST	ST	--	ST	ST	ST	ST	ST	ST			
Jackson, Grant	8/0	P	P	P	P	P	P	P	--	P				Wells, Omni	2/0	--	--	--	--	--	--	--	P	P			
Jernighan, J.J.	9/0	P	P	P	P	P	P	P	P	P				Wheat, Tyrus	9/9	ST	ST	ST	ST	ST	ST	ST	ST	ST			
Jimison, Jay	4/0	P	P	P	--	--	P	--	--	--				Williams, Austin	9/9	ST	ST	ST	ST	ST	ST	ST	ST	ST			
Johnson, Dillon	9/3	P	ST	P	P	P	ST	P	P	ST				Wilson, Trip	2/0	--	--	P	--	--	--	P	--	--			
Johnson, Jett	9/5	P	P	ST	P	P	ST	ST	ST	ST				Young, Cameron	9/9	ST	ST	ST	ST	ST	ST	ST	ST	ST			
Johnson, K.	7/7	ST	ST	ST	ST	ST	ST	ST	--	--																	

CAREER PARTICIPATION

Games/Starts	'17	'18	'19	'20	'21	Career	Games/Starts	'17	'18	'19	'20	'21	Career	Games/Starts	'17	'18	'19	'20	'21	Career
Banks, Jevon	--	--	--	4/0	3/0	7/0	Hammond, Hayes	--	--	--	--	8/0	8/0	Polk, Makai	--	--	13/5*	4/2*	8/8	25/15*
Brule, Aaron	--	4/0	13/0	11/11	8/5	36/16	Hampton, Jay	--	--	--	--	1/0	1/0	Preston Jr., Shawn	--	1/0	7/1	10/6	7/1	25/8
Buy, Reed	--	--	--	--	1/0	1/0	Hargrove, Ke'Travion	--	--	--	--	3/0	3/0	Price, Simeon	--	--	--	--	4/0	4/0
Calvin, Jamire	13/0*	13/0*	--	4/4*	8/1	38/5*	Harris, Jack	--	--	1/0	9/0	5/1	16/1	Purvis, J.P.	--	--	4/0	5/0	2/0	11/0
Cass, Kyle	--	--	--	--	1/0	1/0	Harvey, Rufus	--	--	--	--	3/0	3/0	Reed, Jaylon	--	3/0	--	--	--	3/0
Charlton, Randy	--	13/1*	10/5*	10/5*	8/7	41/18*	Heath, Malik	--	--	--	10/6	7/2	17/8	Reese, Albert	--	--	--	--	1/0	1/0
Cooper, Ty	--	--	--	--	4/0	4/0	Jackson, Grant	--	--	--	3/0	7/0	10/0	Richardson, D.	--	--	--	7/0	8/0	15/0
Cox, Colby	--	--	--	--	8/0	8/0	Jernighan, J.J.	--	--	--	--	8/0	8/0	Rogers, Will	--	--	--	9/6	8/8	17/14
Craft, Londyn	--	2/0	6/0	10/8	2/0	20/8	Jimison, Jay	--	2/0	--	5/1	4/0	9/1	Ruiz, Brandon	13/0*	13/0*	--	10/0	5/0	41/0*
Cross, Charles	--	--	3/0	10/10	8/8	21/18	Johnson, Dillon	--	--	--	11/1	8/2	19/3	Russell, De'Monte	--	--	3/0	--	6/0	9/0
Crumedy, Jaden	--	2/0	12/7	11/11	8/8	33/26	Johnson, Jett	--	2/0	--	5/0	8/4	15/4	Sharp, LaQuinston	--	--	9/5	9/4	8/8	26/17
Cumbest, Brad	--	3/0	11/0	7/1	--	21/1	Johnson, Kwatrivous	--	2/0	2/0	8/3	7/7	19/10	Smith, Cole	--	--	--	10/9	8/1	18/10
Davis, Jordan	--	--	--	--	9/0	9/0	Jones, Kameron	--	--	--	6/6	8/8	14/14	Swanson, Cody	--	--	--	1/0	1/0	2/0
Day, Tucker	2/0	13/0	13/0	9/0	8/0	45/0	Jones, Nick	--	--	--	--	4/0	4/0	Thomas, Rara	--	--	--	--	7/1	7/1
Dean, Janari	--	--	--	--	5/0	5/0	King Ani, Izuchukwu	--	--	--	--	1/0	1/0	Timbs, Sherman	--	1/0	12/0	10/0	8/0	31/0
Ducking, Caleb	--	--	--	--	4/0	4/0	King, Brodie	--	--	--	4/0	--	4/0	Trafford, Archer	--	--	--	--	4/0	4/0
Duncan, Collin	--	--	11/0	10/7	8/8	29/15	Lashley, Scott	3/0*	8/0*	8/0*	--	8/8	27/8*	Walley, Jaden	--	--	--	11/8	8/6	19/14
Ellington, Corey	--	--	--	--	3/0	3/0	Lawrence, Dylan	--	--	1/0	1/0	7/0	9/0	Watson, Nathaniel	--	2/0	7/0	11/3	7/7	27/10
Emerson, Martin	--	--	13/5	11/11	8/8	32/24	Lewis, John	--	--	--	--	1/0	1/0	Wells, Omni	--	--	--	--	1/0	1/0
Forbes, Emmanuel	--	--	--	11/9	8/8	19/17	Lovertich, Chance	--	--	--	6/1*	1/0	7/1	Wheat, Tyrus	--	--	--	9/8	8/8	17/16
Ford, Christian	--	--	--	--	6/0	6/0	Marks, Jo'quavious	--	--	--	11/8	8/7	19/15	Williams, Austin	--	13/5	13/0	11/9	8/8	45/22
Furdge, Esaias	--	2/0	--	10/2	4/0	16/2	McCord, Nolan	--	--	--	--	4/0	4/0	Wilson, Trip	--	--	--	--	2/0	2/0
Goodman, Scott	--	13/0	12/0	1/0	6/0	32/0	Moore, Jacobi	--	--	--	--	1/0	1/0	Young, Cameron	--	1/0	8/0	8/0	8/8	25/8
Green, Jalen	--	11/0*	10/7*	9/1*	8/8	38/16*	Morgan, C.J.	10/0	13/3	9/9	--	--	32/12							
Griffin, Eldric	--	--	--	--	1/0	1/0	Odom, Aaron	--	2/0	3/0	11/2	8/0	24/2							
Griffin, Lideatrick	--	--	--	9/2	8/5	17/7	Page, DeShawn	--	--	--	--	8/0	8/0							
Groce Jr., Rodney	--	--	--	1/0	4/0	5/0	Peters, Fred	--	--	13/0	4/4	7/7	24/11							
Guidry, Landon	--	8/0	12/0	6/1	--	26/1	Pickering, Nathan	--	--	9/1	5/0	8/0	22/1							

* - Includes prior school

2021 RESULTS & STATISTICS

2021 Mississippi State Football
Mississippi State Combined Team Statistics (as of Nov 06, 2021)
All games

Date	Opponent	Score	Att.
Sep 04, 2021	LOUISIANA TECH	W 35-34	44669
Sep 11, 2021	NC STATE	W 24-10	45834
Sep 18, 2021	at Memphis	L 29-31	43461
* Sep 25, 2021	LSU	L 25-28	50298
* Oct 02, 2021	at #15 Texas A&M	W 26-22	87973
* Oct 16, 2021	#5 ALABAMA	L 9-49	53796
* Oct 23, 2021	at Vanderbilt	W 45-6	22036
* Oct 30, 2021	#12 KENTUCKY	W 31-17	49487
* Nov 06, 2021	at Arkansas	L 28-31	68818

Record:	Overall	Home	Away	Neutral
All games	5-4	3-2	2-2	0-0
Conference	3-3	1-2	2-1	0-0
Non-Conference	2-1	2-0	0-1	0-0

Team Statistics	MS	OPP
FIRST DOWNS	230	137
Rushing	50	50
Passing	160	76
Penalty	20	11
RUSHING YARDAGE	504	918
Rushing Attempts	195	257
Average Per Rush	2.6	3.6
Average Per Game	56.0	102.0
TDs Rushing	7	6
PASSING YARDAGE	3384	1980
Comp-Att-Int	368-490-8	169-269-10
Average Per Pass	6.9	7.4
Average Per Catch	9.2	11.7
Average Per Game	376.0	220.0
TDs Passing	24	16
TOTAL OFFENSE	3888	2898
Average Per Play	5.7	5.5
Average Per Game	432.0	322.0
KICK RETURNS: #Yards	16-457	11-226
PUNT RETURNS: #Yards	14-67	13-287
INT RETURNS: #Yards	10-51	8-110
FUMBLES-LOST	5-5	9-3
PENALTIES-Yards	77-573	60-493
PUNTS-AVG	35-40.9	42-43.7
TIME OF POSSESSION/Game	34:47	25:13
3RD-DOWN Conversions	59/121	46/121
4TH-DOWN Conversions	4/6	4/8

Rushing	gp	att	gain	loss	net	avg	td	lg	avg/g
J. Marks	9	82	309	17	292	3.6	4	23	32.4
Dillon Johnson	9	62	284	5	279	4.5	3	14	31.0
C. Lortich	1	1	7	0	7	7.0	0	7	7.0
J.J. Jernighan	9	2	5	0	5	2.5	0	4	0.6
Total	9	195	688	184	504	2.6	7	23	56.0
Opponents	9	257	1146	228	918	3.6	6	59	102.0

Passing	gp	effic	comp-att-int	pct	yds	td	lg	avg/g
Will Rogers	9	145.07	363-483-8	75.2	3307	23	43	367.4
C. Lortich	1	246.13	5-6-0	83.3	77	1	28	77.0
Jaden Walley	9	0.00	0-1-0	0.0	0	0	0	0.0
Total	9	146.01	368-490-8	75.1	3384	24	43	376.0
Opponents	9	136.85	169-269-10	62.8	1980	16	75	220.0

Receiving	gp	no.	yds	avg	td	lg	avg/g
Makai Polk	9	71	720	10.1	6	42	80.0
J. Marks	9	64	390	6.1	3	21	43.3
Dillon Johnson	9	47	273	5.8	0	26	30.3
Jaden Walley	9	37	436	11.8	5	29	48.4
Austin Williams	9	37	400	10.8	1	34	44.4
Malik Heath	9	26	276	10.6	3	43	30.7
Jamire Calvin	9	19	179	9.4	1	40	19.9
L. Griffin	8	19	174	9.2	0	23	21.8
Christian Ford	7	17	225	13.2	0	29	32.1
Rara Thomas	8	14	198	14.1	4	37	24.8
J.J. Jernighan	9	9	50	5.6	0	15	5.6
Caleb Ducking	5	3	40	13.3	0	18	8.0
Rufus Harvey	3	3	24	8.0	1	11	8.0
Omni Wells	2	1	3	3.0	0	3	1.5
Will Rogers	9	1	-4	-4.0	0	0	-0.4
Total	9	368	3384	9.2	24	43	376.0
Opponents	9	169	1980	11.7	16	75	220.0

Field Goals	fg	pct.	01-19	20-29	30-39	40-49	50-99	lg	blk
Brandon Ruiz	5-9	55.6	0-0	1-2	3-3	1-3	0-1	44	0
Nolan McCord	4-8	50.0	0-0	2-2	2-3	0-3	0-0	39	0

Scoring	td	fg	PAT	kick	rush	rcv	pass	dxp	saf	pts
J. Marks	7	-	-	-	-	-	-	-	-	42
Makai Polk	6	-	-	-	-	-	-	-	-	36
Brandon Ruiz	-	5-9	19-19	-	-	-	-	-	-	34
Jaden Walley	5	-	-	-	-	-	-	-	-	30
Rara Thomas	4	-	-	-	-	-	-	-	-	24
Nolan McCord	-	4-8	10-10	-	-	-	-	-	-	22
Malik Heath	3	-	-	-	1	-	-	-	-	20
Dillon Johnson	3	-	-	-	-	-	-	-	-	18
Rufus Harvey	1	-	-	-	-	-	-	-	-	6
L. Griffin	1	-	-	-	-	-	-	-	-	6
Austin Williams	1	-	-	-	-	-	-	-	-	6
Jamire Calvin	1	-	-	-	-	-	-	-	-	6
TEAM	-	-	-	-	-	-	-	1	-	2
Total	32	9-17	29-29	0-1	1	1-2	-	1	-	252
Opponents	27	13-16	25-25	1-1	-	0-1	-	-	-	228

Score by Quarters	1st	2nd	3rd	4th	OT	Total
Mississippi State	47	69	55	81	0	252
Opponents	59	39	57	73	0	228

Interceptions	no.	yds	avg	td	lg
Emmanuel Forbes	3	33	11.0	0	22
Fred Peters	2	12	6.0	0	12
Jalen Green	2	0	0.0	0	0
Tyrus Wheat	1	0	0.0	0	0
S. Preston Jr.	1	1	1.0	0	1
Cameron Young	1	5	5.0	0	5

Punting	no.	yds	avg	lg	tb	fc	i20	50+	blk
Archer Trafford	18	755	41.9	57	1	5	6	2	0
Tucker Day	17	675	39.7	56	1	5	2	3	0

Punt Returns	no.	yds	avg	td	lg
Jaden Walley	11	49	4.5	0	15
Austin Williams	3	18	6.0	0	13
Total	14	67	4.8	0	15
Opponents	13	287	22.1	2	94

Kick Returns	no.	yds	avg	td	lg
L. Griffin	9	339	37.7	1	100
Dillon Johnson	3	42	14.0	0	17
J. Marks	3	73	24.3	0	33
Sherman Timbs	1	3	3.0	0	3
Total	16	457	28.6	1	100
Opponents	11	226	20.5	0	45

All Purpose	g	rush	rcv	pr	kr	ir	total	avg/g
J. Marks	9	292	390	0	73	0	755	83.9
Makai Polk	9	0	720	0	0	0	720	80.0
Dillon Johnson	9	279	273	0	42	0	594	66.0
L. Griffin	8	0	174	0	339	0	513	64.1
Jaden Walley	9	0	436	49	0	0	485	53.9
Total	9	504	3384	67	457	51	4463	495.9
Opponents	9	918	1980	287	226	110	3521	391.2

Total Offense	g	plays	rush	pass	total	avg/g
Will Rogers	9	528	-67	3307	3240	360.0
J. Marks	9	82	292	0	292	32.4
Dillon Johnson	9	62	279	0	279	31.0
C. Lortich	1	7	7	77	84	84.0

2021 RESULTS & STATISTICS

2021 Mississippi State Football
Mississippi State Overall Defensive Statistics (as of Nov 06, 2021)
All games

#	Defensive Leaders	gp	Tackles				Sacks	Pass defense			Fumbles		blkd	
			ua	a	tot	tfl/yds		int-yds	brup	qbh	rcv-yds	ff	kick	saf
44	Jett Johnson	9	27	37	64	4.0-7	.	.	2	1	1-0	1	.	.
14	N. Watson	9	19	39	58	4.0-21	3.0-18	.	.	2
38	Fred Peters	8	14	34	48	.	.	2-12
13	Emmanuel Forbes	9	32	9	41	3.5-20	1.0-15	3-33	4	.	.	1	.	.
1	Martin Emerson	9	27	14	41	3.0-6	.	.	2
3	Aaron Brule	9	15	22	37	5.5-28	3.0-24	.	.	3
93	Cameron Young	9	12	25	37	2.0-6	.	1-5	2	2
2	Tyrus Wheat	9	11	22	33	5.0-29	4.0-27	1-0	2	2	.	1	.	.
19	Collin Duncan	9	11	18	29	1.0-3	.	.	3
0	Jalen Green	9	15	13	28	1.5-5	.	2-0	3	.	1-0	.	.	.
5C	Randy Charlton	9	10	17	27	4.0-17	3.0-15	.	.	5
12	S. Preston Jr.	8	6	12	18	.	.	1-1
22	N. Pickering	9	7	10	17	2.5-12	1.0-10	.	.	2
94	Jaden Crumedy	9	6	11	17	2.0-9	1.0-8	.	1	6	.	.	1	.
15	Jack Harris	5	1	8	9	1.5-3
17	Aaron Odom	9	4	5	9	2.5-16	3.0-16	.	.	.	1-0	1	.	.
34	Sherman Timbs	9	2	7	9	1.0-4	.	.	.	1
30	D. Richardson	9	7	.	7
9	DeMonte Russell	7	3	1	4	1
27	Esaias Furdge	4	1	3	4
18	Janari Dean	6	2	1	3
42	Corey Ellington	4	1	2	3
92	Jevon Banks	3	2	.	2
45	Ty Cooper	5	.	2	2
10	Makai Polk	9	2	.	2
5	L. Griffin	8	1	1	2
16	DeShawn Page	9	.	1	1
24	Dylan Lawrence	8	.	1	1
36	Jay Jimison	4	.	1	1
11	Jaden Walley	9	.	1	1
82	Rufus Harvey	3	1	.	1
37	John Lewis	2	.	1	1
52	Grant Jackson	8	1	.	1
3D	Tucker Day	9	1	.	1
TM	TEAM	4	1
Total		9	241	318	559	43-186	19-133	10-51	19	25	3-0	4	1	1
Opponents		9	349	372	721	42-194	25-152	8-110	33	14	5-84	5	.	.

2021 RESULTS & STATISTICS

2021 Mississippi State Football
Mississippi State Overall Team Statistics (as of Nov 06, 2021)
All games

Team Statistics	MS	OPP
SCORING	252	228
Points Per Game	28.0	25.3
Points Off Turnovers	45	41
FIRST DOWNS	230	137
Rushing	50	50
Passing	160	76
Penalty	20	11
RUSHING YARDAGE	504	918
Yards gained rushing	688	1146
Yards lost rushing	184	228
Rushing Attempts	195	257
Average Per Rush	2.6	3.6
Average Per Game	56.0	102.0
TDs Rushing	7	6
PASSING YARDAGE	3384	1980
Comp-Att-Int	368-490-8	169-269-10
Average Per Pass	6.9	7.4
Average Per Catch	9.2	11.7
Average Per Game	376.0	220.0
TDs Passing	24	16
TOTAL OFFENSE	3888	2898
Total Plays	685	526
Average Per Play	5.7	5.5
Average Per Game	432.0	322.0
KICK RETURNS: #-Yards	16-457	11-226
PUNT RETURNS: #-Yards	14-67	13-287
INT RETURNS: #-Yards	10-51	8-110
KICK RETURN AVERAGE	28.6	20.5
PUNT RETURN AVERAGE	4.8	22.1
INT RETURN AVERAGE	5.1	13.8
FUMBLES-LOST	5-5	9-3
PENALTIES-Yards	77-573	60-493
Average Per Game	63.7	54.8
PUNTS-Yards	35-1430	42-1837
Average Per Punt	40.9	43.7
Net punt average	31.5	40.7
KICKOFFS-Yards	49-2852	49-2902
Average Per Kick	58.2	59.2
Net kick average	38.8	36.1
TIME OF POSSESSION/Game	34:47	25:13
3RD-DOWN Conversions	59/121	46/121
3rd-Down Pct	49%	38%
4TH-DOWN Conversions	4/6	4/8
4th-Down Pct	67%	50%
SACKS BY-Yards	19-133	25-152
MISC YARDS	0	0
TOUCHDOWNS SCORED	32	27
FIELD GOALS-ATTEMPTS	9-17	13-16
ON-SIDE KICKS	0-1	1-1
RED-ZONE SCORES	(32-37) 86%	(15-18) 83%
RED-ZONE TOUCHDOWNS	(24-37) 65%	(9-18) 50%
PAT-ATTEMPTS	(29-29) 100%	(25-25) 100%
ATTENDANCE	244084	222288
Games/Avg Per Game	5/48817	4/55572
Neutral Site Games		0/0

Score by Quarters	1st	2nd	3rd	4th	OT	Total
Mississippi State	47	69	55	81	0	252
Opponents	59	39	57	73	0	228

2021 ROSTERS

ALPHABETICAL ROSTER

No.	Name	Pos.
16	Jack Abraham	QB
91	Deonte Anderson	DE
88	Carson Banks	WR
92	Jevon Banks	DE
72	Canon Boone	OL
87	Bo Brooks	WR
3	Aaron Brule	LB
51	Reed Buys	OL
6	Jamire Calvin	WR
20	Kyle Cass	S
68	Gabe Cavazos Jr.	OL
5	Randy Charlton	DE
90	Armondous Cooley	DT
45	Ty Cooper	LB
41	Colby Cox	LS
67	Charles Cross	OL
94	Jaden Crumedy	DT
25	Brad Cumbest	WR
6	Jordan Davis	DE
37	Tucker Day	P
18	Janari Dean	S
17	Caleb Ducking	WR
19	Collin Duncan	S
42	Corey Ellington	S
1	Martin Emerson	CB
13	Emmanuel Forbes	CB
24	Christian Ford	WR
27	Esaias Furdge	CB
48	Scott Goodman	P
3	Daniel Greek	QB
0	Jalen Green	S
48	Eldric Griffin	S
5	Lideatrick Griffin	WR
35	Landon Guidry	S
43	Hayes Hammond	LS
39	Jay Hampton	CB
46	William Hardrick	CB
21	Ke'Travion Hargrove	RB
81	Antonio Harmon	WR
15	Jack Harris	DE
82	Rufus Harvey	WR
4	Malik Heath	WR
98	Matthew Huerkamp	K
52	Grant Jackson	OL
53	Nick Jarrett	LB
32	J.J. Jernighan	RB
36	Jay Jimison	S
23	Dillon Johnson	RB
44	Jett Johnson	LB
69	Kwatrivous Johnson	OL
70	Ramble Johnson	OL
58	Kameron Jones	OL
66	Nick Jones	OL
89	Brodie King	WR
4	Izuchukwu King Ani	DE
31	Teddy Knox	WR
80	Kade Kolka	WR
13	Jack Kristofek	QB
78	Scott Lashley	OL
24	Dylan Lawrence	S
37	John Lewis	LB
9	Chance Lovertich	QB
7	Jo'quavious Marks	RB
99	Tre'von Marshall	DE
49	Andrew Berquist	WR

NUMERICAL ROSTER

No.	Name	Pos.	Ht.	Wt.	Cl.	Exp.	Hometown (Previous School)
0	Jalen Green	S	6-1	200	Sr.	TR	Houston, Texas (Texas)
1	Martin Emerson	CB	6-2	200	Jr.	2L	Pensacola, Fla. (Pine Forest HS)
2	Will Rogers	QB	6-2	210	So.	1L	Brandon, Miss. (Brandon HS)
2	Tyrus Wheat	LB	6-2	265	Sr.	1L	Amite, La. (Copiah-Lincoln [Miss.] C.C.)
3	Aaron Brule	LB	6-1	230	R-Jr.	2L	New Orleans, La. (Archbishop Rummel HS)
3	Daniel Greek	QB	6-4	225	Fr.	HS	Argyle, Texas (Liberty Christian School)
4	Malik Heath	WR	6-3	220	Sr.	1L	Jackson, Miss. (Copiah-Lincoln [Miss.] C.C.)
4	Izuchukwu King Ani	DE	6-4	265	R-So.	SQ	Hendersonville, Tenn. (Davidson Academy)
5	Randy Charlton	DE	6-3	265	R-Jr.	TR	Goulds, Fla. (UCF)
5	Lideatrick Griffin	WR	5-10	180	So.	1L	Philadelphia, Miss. (Philadelphia HS)
6	Jamire Calvin	WR	5-10	160	Gr.	GTR	Pasadena, Calif. (Washington State)
6	Jordan Davis	DE	6-4	265	Sr.	1L	Memphis, Tenn. (Copiah-Lincoln [Miss.] C.C.)
7	Jo'quavious Marks	RB	5-10	205	So.	1L	Atlanta, Ga. (Carver HS)
8	Brandon Ruiz	K	5-10	180	R-Sr.	1L	Tempe, Ariz. (Arizona State)
9	Chance Lovertich	QB	5-11	190	Sr.	TR	Brandon, Miss. (South Alabama)
9	De'Monte Russell	DE	6-4	265	R-So.	SQ	Jackson, Miss. (Provine HS)
10	Makai Polk	WR	6-3	200	R-So.	TR	Richmond, Calif. (California)
11	Jaden Walley	WR	6-0	185	So.	1L	D'Iberville, Miss. (D'Iberville HS)
12	Shawn Preston Jr.	S	6-0	205	R-Jr.	2L	St. James, La. (St. James HS)
12	Sawyer Robertson	QB	6-4	210	Fr.	HS	Lubbock, Texas (Coronado HS)
13	Emmanuel Forbes	CB	6-0	180	So.	1L	Grenada, Miss. (Grenada HS)
13	Jack Kristofek	QB	6-4	200	R-So.	TR	Dallas, Texas (Sam Houston State)
14	Nathaniel Watson	LB	6-2	240	R-Jr.	2L	Maplesville, Ala. (Maplesville HS)
15	Jack Harris	DE	6-3	270	R-So.	1L	Sumrall, Miss. (Oak Grove HS)
15	Jake Weir	QB	6-2	205	Fr.	HS	Tupelo, Miss. (Tupelo HS)
16	Jack Abraham	QB	6-0	205	R-Sr.	GTR	Oxford, Miss. (Southern Miss)
16	DeShawn Page	LB	6-2	225	So.	JC	Knoxville, Tenn. (East Mississippi CC)
17	Caleb Ducking	WR	6-5	205	R-Jr.	RS	Rolling Fork, Miss. (Holmes [Miss.] C.C.)
17	Aaron Odom	DE	6-3	275	R-Sr.	2L	Jackson, Miss. (Callaway HS)
18	Janari Dean	S	5-11	195	R-Fr.	RS	Batesville, Miss. (South Panola HS)
19	Collin Duncan	S	6-0	205	Jr.	1L	Montgomery, Ala. (St. James School)
20	Kyle Cass	S	6-2	205	R-Jr.	RS	New Orleans, La. (Mississippi Delta C.C.)
20	Trip Wilson	WR	6-2	195	R-Fr.	RS	Tupelo, Miss. (Tupelo HS)
21	Ke'Travion Hargrove	RB	5-11	195	Fr.	HS	Ruston, La. (Ruston HS)
21	Jaylon Reed	CB	6-0	190	R-Jr.	SQ	Olive Branch, Miss. (Olive Branch HS)
22	Nathan Pickering	DT	6-4	300	Jr.	2L	Mount Olive, Miss. (Seminary HS)
22	Omni Wells	RB	5-10	200	R-Sr.	RS	Moss Point, Miss. (Mississippi Gulf Coast C.C.)
23	Dillon Johnson	RB	6-0	215	So.	1L	Greenville, Miss. (St. Joseph HS)
24	Christian Ford	WR	5-11	175	R-Jr.	SQ	Atlanta, Ga. (Iowa Central C.C.)
24	Dylan Lawrence	S	6-4	205	R-So.	SQ	George County, Miss. (George County HS)
25	Brad Cumbest	WR	6-5	240	R-Jr.	2L	Hurley, Miss. (East Central HS)
26	J.P. Purvis	LB	6-1	220	R-So.	1L	Pelahatchie, Miss. (Pelahatchie Attendance Center)
27	Esaias Furdge	CB	6-0	185	R-Jr.	1L	Clarksdale, Miss. (Clarksdale HS)
29	C.J. Morgan	S	6-0	205	R-Sr.	3L	Bossier City, La. (Parkway HS)
30	Decamerion Richardson	CB	6-2	195	So.	1L	Cullen, La. (Bossier HS)
31	Teddy Knox	WR	5-11	175	Fr.	HS	Baton Rouge, La. (The Woodlands (Texas) HS)
32	J.J. Jernighan	RB	5-11	215	R-Jr.	RS	Amory, Miss. (Copiah-Lincoln [Miss.] C.C.)
33	Simeon Price	RB	6-0	215	Fr.	HS	Pensacola, Fla. (West Florida HS)
34	Sherman Timbs	LB	6-2	265	R-Sr.	2L	Indianola, Miss. (Indianola Academy)
35	Landon Guidry	S	6-0	195	R-Sr.	3L	Spring Hill, Tenn. (Independence HS)
36	Jay Jimison	S	6-0	200	R-Sr.	1L	Forest, Miss. (Copiah-Lincoln [Miss.] C.C.)
37	Tucker Day	P	6-0	215	R-Sr.	3L	Brentwood, Tenn. (Brentwood HS)
37	John Lewis	LB	6-3	230	Fr.	HS	Canton, Miss. (Germantown HS)
38	Fred Peters	S	5-10	205	Sr.	2L	Columbia, Miss. (Jones [Miss.] College)
39	Jay Hampton	CB	6-2	175	Fr.	HS	Amory, Miss. (Amory HS)
40	Nic Mitchell	LB	6-2	230	Fr.	HS	Jacksonville, Fla. (Mandarin HS)
41	Colby Cox	LS	6-1	235	R-Fr.	RS	Woodstock, Ga. (Woodstock HS)
41	Cody Swanson	S	6-0	195	R-So.	SQ	Madison, Miss. (Madison-Ridgeland Academy)
42	Corey Ellington	S	6-3	185	Fr.	HS	Lexington, Miss. (Holmes County Central HS)
43	Hayes Hammond	LS	5-10	205	R-Fr.	RS	Tupelo, Miss. (Tupelo HS)
44	Jett Johnson	LB	6-2	235	R-Jr.	SQ	Tupelo, Miss. (Tupelo HS)
45	Ty Cooper	LB	6-4	240	Fr.	HS	Louisville, Miss. (Louisville HS)
46	William Hardrick	CB	6-1	160	Fr.	HS	Adamsville, Ala. (Minor HS)
47	Marshall Nichols	P	6-1	205	Fr.	HS	Atlanta, Ga. (Holy Innocents Episcopal School)
47	Tre Phillips	CB	5-9	175	Fr.	HS	Olive Branch, Miss. (Olive Branch HS)

2021 ROSTERS

NUMERICAL ROSTER

No.	Name	Pos.	Ht.	Wt.	CL	Exp.	Hometown (Previous School)
48	Scott Goodman	P	5-10	205	R-Jr.	3L	Brandon, Miss. (Brandon HS)
48	Eldric Griffin	S	6-0	195	Fr.	HS	Loganville, Ga. (Grayson HS)
49	Andrew Berquist	WR	6-4	215	Fr.	HS	Ponte Vedra Beach, Fla. / Homeschooled
49	Aidan Martin	K	6-1	205	R-Fr.	RS	Houston, Texas (Klein Cain HS)
50	Timar Rogers	LB	6-1	200	Fr.	HS	Deland, Fla. (Deland HS)
50	Britain Virden	OL	6-3	285	R-Fr.	RS	Greenville, Miss. (St. Joseph Catholic School)
51	Reed Buys	OL	6-4	300	R-So.	RS	Vicksburg, Miss. (Jones [Miss.] College)
52	Grant Jackson	OL	6-6	310	R-Fr.	RS	Brookhaven, Miss. (West Lincoln HS)
53	Nick Jarrett	LB	6-3	225	R-Jr.	SQ	Harvest, Ala. (Garden City [Kan.] CC)
55	Rex Robich	LS	6-4	210	Fr.	HS	Palm Coast, Fla. (Matanzas HS)
55	Michael Robinson	LB	6-2	210	Fr.	HS	Vicksburg, Miss. / Vicksburg Catholic School
56	Archer Trafford	P	6-2	240	R-So.	JC	Shreveport, La. (Air Force Prep)
57	Cole Smith	OL	6-3	305	R-Jr.	1L	Pontotoc, Miss. (LSU)
58	Kameron Jones	OL	6-5	305	R-Jr.	1L	Starkville, Miss. (Starkville HS)
60	William Ryland	OL	6-2	285	R-So.	SQ	Fairhope, Ala. (Fairhope HS)
63	LaQuinston Sharp	OL	6-3	300	Sr.	2L	Columbus, Miss. (East Mississippi C.C.)
65	JT Zakkak	OL	6-3	295	R-Fr.	RS	Gulfport, Miss. (Gulfport HS)
66	Nick Jones	OL	6-3	300	R-So.	JC	Byhalia, Miss. (East Mississippi CC)
67	Charles Cross	OL	6-5	310	R-So.	1L	Laurel, Miss. (Laurel HS)
68	Gabe Cavazos Jr.	OL	6-4	285	Fr.	HS	Lake Cormorant, Miss. (Lake Cormorant HS)
69	Kwatrivous Johnson	OL	6-7	320	R-Jr.	1L	Greenwood, Miss. (Greenwood HS)
70	Ramble Johnson	OL	6-4	290	R-Jr.	RS	Purvis, Miss. (Northwest Mississippi C.C.)
71	Jim Riley	OL	6-4	270	Fr.	HS	Juka, Miss. (Tishomingo County HS)
72	Canon Boone	OL	6-4	290	Fr.	HS	Kemah, Texas (Dickinson HS)
73	Max Ryan	OL	6-4	260	Fr.	HS	Key West, Fla. (Key West HS)
74	Carson Williams	OL	6-5	300	R-So.	JC	Forest, Miss. (Mississippi Gulf Coast CC)
75	Calvin McMillian	OL	6-5	300	R-Fr.	RS	Houston, Miss. (Houston HS)
76	Albert Reese IV	OL	6-7	315	Fr.	HS	Edmonton, Alberta (Clearwater [Fla.] Academy International)
77	Cordavien Suggs	OL	6-6	305	R-Sr.	1L	Jackson, Miss. (Duncan U. Fletcher [Fla.]
78	Scott Lashley	OL	6-7	315	R-Sr.	GTR	West Point, Miss. (Alabama)
80	Kade Kolka	WR	5-11	187	Jr.	HS	Tallahassee, Fla. / Lawton Chiles HS
81	Antonio Harmon	WR	6-3	210	Fr.	HS	Kosciusko, Miss. (Kosciusko HS)
82	Rufus Harvey	WR	5-10	170	R-Fr.	RS	Starkville, Miss. (Starkville HS)
83	Quinton Torbor	WR	6-1	195	R-So.	SQ	Destrehan, La. (Destrehan HS)
84	Rara Thomas	WR	6-2	200	Fr.	HS	Eufaula, Ala. (Eufaula HS)
85	Austin Williams	WR	6-3	200	R-Sr.	3L	Ocean Springs, Miss. (Ocean Springs HS)
86	Jacobi Moore	WR	6-2	200	Fr.	HS	Gulfport, Miss. (Harrison Central HS)
87	Bo Brooks	WR	6-1	185	R-Jr.	RS	Madison, Miss. (Copiah-Lincoln [Miss.] C.C.)
88	Carson Banks	WR	5-10	170	R-Jr.	SQ	Brandon, Miss. (Northeast Mississippi C.C.)
89	Brodie King	WR	5-10	190	R-Jr.	1L	Biola, Miss. (Jones [Miss.] College)
90	Armondous Cooley	DT	6-2	300	R-Fr.	RS	Shubuta, Miss. (Wayne County HS)
91	Deonte Anderson	DE	6-3	235	Fr.	HS	Fort Meade, Fla. (Fort Meade Senior HS)
91	Nolan McCord	K	6-0	170	R-Fr.	RS	Litburn, Ga. (Parkview HS)
92	Jevon Banks	DE	6-2	300	R-Fr.	RS	Olive Branch, Miss. (Olive Branch HS)
93	Cameron Young	DT	6-3	310	R-Jr.	2L	Crosby, Miss. (Franklin County HS)
94	Jaden Crumedy	DT	6-5	310	R-Jr.	2L	Hattiesburg, Miss. (Oak Grove HS)
95	Matai Mata'afa	DL	6-1	220	Fr.	HS	Lahaina, Hawaii (Lahainauna HS)
98	Matthew Huerkamp	K	6-3	185	Fr.	HS	Madison, Miss. / Madison Central HS
99	Tre'von Marshall	DE	6-4	260	Fr.	HS	McDonough, Ga. (Locust Grove HS)

ALPHABETICAL ROSTER

No.	Name	Pos.
49	Aidan Martin	K
95	Matai Mata'afa	DL
91	Nolan McCord	K
75	Calvin McMillian	OL
40	Nic Mitchell	LB
86	Jacobi Moore	WR
29	C.J. Morgan	S
47	Marshall Nichols	P
17	Aaron Odom	DE
16	DeShawn Page	LB
38	Fred Peters	S
47	Tre Phillips	CB
22	Nathan Pickering	DT
10	Makai Polk	WR
12	Shawn Preston Jr.	S
33	Simeon Price	RB
26	J.P. Purvis	LB
21	Jaylon Reed	CB
76	Albert Reese IV	OL
30	Decamerion Richardson	CB
71	Jim Riley	OL
12	Sawyer Robertson	QB
55	Rex Robich	LS
55	Michael Robinson	LB
50	Timar Rogers	LB
2	Will Rogers	QB
8	Brandon Ruiz	K
9	De'Monte Russell	DE
73	Max Ryan	OL
60	William Ryland	OL
63	LaQuinston Sharp	OL
57	Cole Smith	OL
77	Cordavien Suggs	OL
41	Cody Swanson	S
84	Rara Thomas	WR
34	Sherman Timbs	LB
83	Quinton Torbor	WR
56	Archer Trafford	P
50	Britain Virden	OL
11	Jaden Walley	WR
14	Nathaniel Watson	LB
15	Jake Weir	QB
22	Omni Wells	RB
2	Tyrus Wheat	LB
85	Austin Williams	WR
74	Carson Williams	OL
20	Trip Wilson	WR
93	Cameron Young	DT
65	JT Zakkak	OL

PRONUNCIATION GUIDE

2	Tyrus Wheat	TIE-russ
3	Aaron Brule	BREW-lay
4	Izchukwu King Ani	Iz-ooh-choo-kwoo
5	Lideatrick "Tulu" Griffin	TOO-loo
6	Jamire Calvin	JAH-meer
7	Jo'quavious Marks	jo-QUAY-vee-US
9	Chance Lortich	LOVE-er-titch

9	De'Monte Russell	Duh-mahn-tay
10	Makai Polk	Muh-KY
13	Jack Kristofek	Chris-tuh-feck
18	Janari Dean	Juh-NAR-ee
21	Ke'Travin Hargrove	Kuh-TRAY-vion
27	Esaias Furdge	ee-SIGH-us
35	Landon Guidry	GID-ree

56	Rex Robich	Row-beach
69	Kwatrivous Johnson	Kwa-TRAY-vee-us
77	Cordavien Suggs	COR-day-vee-uhn
94	Jaden Crumedy	Crum-eh-DEE