



# 2023 TEXAS A&M FOOTBALL

GAME 10: vs. MISSISSIPPI STATE -- SATURDAY, NOV. 11, 2023

GAME TIME: 6:30 p.m. CT | SITE: Kyle Field - Bryan-College Station, Texas | TV: ESPN2

TWITTER: @AGGIEFOOTBALL

///

INSTAGRAM: @AGGIEFOOTBALL

///

FACEBOOK: /AGGIEFOOTBALL

///

#GIGEM

## 2023 SCHEDULE

### SEP. 2

#### NEW MEXICO

W, 52-10 | 6 p.m. | ESPN

Kyle Field | Bryan-College Station, Texas

### SEP. 9

#### at Miami

L, 33-48 | 2:30 p.m. | ABC

Hard Rock Stadium | Miami Gardens, Fla.

### SEP. 16

#### ULM

W, 47-3 | 3 p.m. | SEC Network

Kyle Field | Bryan-College Station, Texas

### SEP. 23

#### AUBURN

W, 27-10 | 11 a.m. | ESPN

Kyle Field | Bryan-College Station, Texas

### SEP. 30

#### vs. Arkansas

W, 34-22 | 11 a.m. | SEC Network

AT&T Stadium | Arlington, Texas

### OCT. 7

#### No. 11 ALABAMA

L, 20-26 | 2:30 p.m. | CBS

Kyle Field | Bryan-College Station, Texas

### OCT. 14

#### at No. 19 Tennessee

L, 13-20 | 2:30 p.m. | CBS

Neyland Stadium | Knoxville, Tenn.

### OCT. 28

#### SOUTH CAROLINA

W, 30-17 | 11 a.m. | ESPN

Kyle Field | Bryan-College Station, Texas

### NOV. 4

#### at No. 11 Ole Miss

L, 35-38 | 11 a.m. | ESPN

Vaught-Hemingway Stadium | Oxford, Miss.

### NOV. 11

#### MISSISSIPPI STATE

6:30 p.m. | ESPN2

Kyle Field | Bryan-College Station, Texas

### NOV. 18

#### ACU

11 a.m. | SEC Network+

Kyle Field | Bryan-College Station, Texas

### NOV. 25

#### at LSU

TBA | TBA

Tiger Stadium | Baton Rouge, La.



## MISSISSIPPI STATE BULLDOGS

2023 TEAM RECORD: 4-5

2023 CONFERENCE RECORD: 1-5 (SEC)

RANKING: AP: NR / Coaches: NR

LAST GAME: Nov. 4

Kentucky 24, Mississippi State 3

HEAD COACH: Zach Arnett (New Mexico '09)

Overall Record ..... 5-5 (2<sup>nd</sup> Season)

at Mississippi State ..... 4-5 (2<sup>nd</sup> Season)

vs. Texas A&M ..... 0-0



## TEXAS A&M AGGIES

2023 TEAM RECORD: 5-4

2023 CONFERENCE RECORD: 3-3 (SEC)

RANKING: AP: NR / Coaches: NR

LAST GAME: Nov. 4

No. 11 Ole Miss, Texas A&M 35

HEAD COACH: Jimbo Fisher (Salem Univ. '90)

Overall Record ..... 127-48 (14<sup>th</sup> Season)

at Texas A&M ..... 44-25 (6<sup>th</sup> Season)

vs. Mississippi State ..... 2-3

## WHAT TO WATCH FOR

- The Aggies return to Kyle Field this week to host Mississippi State ... Each team has earned two victories in the last four meetings in the series.
- Graduate WR Ainius Smith has been a spark for the A&M offense, tallying 20 20-plus yard plays this season and has added at least 25 yards after the catch in five of A&M's six SEC games, including a season-high 68 yards against South Carolina ... Smith ranks eighth in the SEC averaging 72.4 receiving yards per game and ninth with a 16.7 yards-per-catch average.
- Smith, the FBS active career leader in punt return yards, ranks sixth nationally and leads the SEC averaging 17.8 yards per return ... He also ranks sixth in the SEC averaging 108.6 all-purpose yards per game.
- The A&M offense has tallied over 350 yards of total offense in seven of the team's nine games so far this season, most recently racking up 457 yards at Ole Miss, while ranking sixth in the SEC averaging 32.3 points per game.
- Junior LB Edgerrin Cooper has been a beast for the Aggies in SEC play, tallying 12.0 tackles for loss and 7.0 sacks through six league games ... Cooper leads the SEC and is tied for fifth nationally with 16.0 TFLs and is tied for 14th in the country and second in the league with 7.0 sacks, while his 59 total tackles on the year are good for ninth in the SEC.
- A&M leads the Power 5 with 81.0 tackles for loss and ranks second with 34.0 sacks on the year ... The Aggies have tallied 62.0 TFL and 28.0 sacks through six league games this season.
- The Aggie defense has shut down opponents on third down this season, ranking 14th nationally with a 29.7 opponent conversion percentage ... The unit is also eighth in the country allowing just 15.6 first downs per game, while its 50 rushing first downs allowed rank 10th among Power 5 programs.

## QUICK HITS

- Sophomore Le'Veon Moss and junior Amari Daniels rank among the top 15 running backs in the SEC this season as Moss averages 62.7 yards per outing to rank 12th, while Daniels adds 53.1 yards per game off the bench ... Both backs reached the end zone at Ole Miss to up their season totals to four scores apiece.
- Sophomore WR Evan Stewart has been a reliable target for the Aggies this season and ranks 13th in the SEC averaging 63.3 receiving yards per game.
- Sophomore Bryce Anderson, along with junior Tyreek Chappell and graduate transfer Josh DeBerry have helped the team rank in the top 15 in passing defense among Power 5 teams (196.9 y/g) ... DeBerry is tied for third in the SEC with nine passes defended, while Chappell is tied for eighth in the league with five breakups and Anderson is tied for 21st with four.
- Junior DL Shemar Turner has been a consistent disruptor on the line this season, recording at least 1.0 tackle for loss in seven of the team's nine games ... Turner is tied for 10th in the SEC with 5.0 sacks and tied for ninth with 9.0 TFL on the year.
- The Aggies have limited the opposition to less than 225 yards of total offense five times this season, and have only allowed an opponent to tally over 100 yards rushing and receiving in the same game once this year.
- Junior PK Randy Bond is tied for ninth in the nation and ranks second in the SEC averaging 9.6 points per game ... His 18 made field goals on the season are tied for third nationally and lead the SEC.
- The Aggies boast a 29-8 (.800 win pct.) record at Kyle Field under Coach Fisher.
- Quick starts have been a key to Aggie victories in the Jimbo Fisher era ... The Aggies are 33-7 when scoring first and are 32-2 when leading after the first quarter.



## SETTING THE SCENE:

### TEXAS A&M vs. MISSISSIPPI STATE

#### KICKOFF

6:30 p.m. CT

#### SITE

Kyle Field (capacity: 102,733)  
Bryan-College Station, Texas

#### RANKINGS

Texas A&M: NR (AP) | NR (Coaches)  
Mississippi State: NR (AP) | NR (Coaches)

#### TELEVISION

**ESPN2** (National)  
Brian Custer, play-by-play  
Rod Gilmore, analyst  
Lauren Sisler, sideline

#### RADIO

**HOME TEAM BROADCAST**  
SiriusXM: 113 or 207

#### TEXAS A&M RADIO NETWORK (Regional)

The Texas A&M Radio Network provides coverage via nearly 60 stations across the state of Texas. For a complete list of affiliates, please go to 12thMan.com.

*Andrew Monaco, play-by-play*  
*Dave Elmendorf, analyst*  
*Will Johnson, sideline*

#### TEXAS A&M SPANISH NETWORK (Regional)

Texas A&M's Spanish broadcast can be heard on KLAT 1010 AM in Houston and locally on KNDE-3 102.7 FM.

*Michel Gonzalez, play-by-play*  
*Pedro Luna, play-by-play/analyst*  
*Alejandra Dorbecker, analyst*

## MILESTONES TO WATCH FOR

- Graduate WR Ainius Smith continues his climb through the A&M record books and needs just one receiving touchdown to move into the top five all-time with 18 career scoring grabs to-date.
- Smith enters the week with 164 career receptions and is in pursuit of Terrence Murphy's (2001-04) 172 career mark to move into fourth on A&M's all-time list.
- After moving into seventh and upping his career receiving yards total to 2,264 at Ole Miss, Smith is chasing Mike Evans' (2012-13) mark of 2,499, which is good for sixth all-time.
- On the verge of breaking into another top five, Smith is currently in sixth with 818 punt return yards and is in need of 106 yards to move up a spot ... He is also 406 yards away from passing Leland McElroy's (1993-95) 4,441 career yards to move into seventh on A&M's all-purpose yards list, entering the week with 3,781 ... Smith is 23 yards away from reaching 1,000 AP yards in a season for the first time in his career.
- Sophomore WR Evan Stewart made his way into A&M's career receptions list, currently tied with Mike Goodson (2006-08) in 26th with 90 career catches ... He is three receiving touchdowns away from breaking into the top 25 all-time at A&M, as well as 47 receiving yards away from cracking A&M's top 30.
- Junior WR Moose Muhammad III is on the cusp of moving into the top 20 of A&M's all-time career receiving touchdowns list with nine career scoring receptions, while he is also 107 receiving yards away from reaching the 1,000-yard mark for his career.
- Freshman LB Taurean York is 1.5 tackles for loss away from tying Dat Nguyen's (1995) No. 3 freshman TFL total of 7.0, not including sacks, and is four tackles away from the top-15 on A&M's freshman record book, entering the week with 50 takedowns.

## SWISS ARMY KNIFE

- Graduate WR Ainius Smith has been called a "Swiss Army Knife" by head coach Jimbo Fisher because of his do-it-all ability on the field.
- A true quadruple threat, Smith has gained more than 250 yards as a rusher (401), receiver (2,264), punt returner (818) and kick returner (298) ... Among Aggies already in the 3,000-yard club, only six players even have stats in all four categories and just two -- Dante Hall and Larry Stegent -- had 250+ in all four.
- Smith is the only 2,000-yard receiver in SEC history to also rack up at least 250 rushing, punt return and kickoff return yards in their career ... The other 1,000-yard receiver to hit the 250-yard mark in rushing and returns was Kentucky's Randall Cobb, who posted 1,661 receiving yards along with 1,313 rushing yards, 619 punt return yards and 1,081 kickoff return yards from 2008-10.
- The active FBS leader in career punt return yards, Smith has etched his name into Aggie history, climbing into the top 10 on A&M's career receiving touchdowns (18), receiving yards (2,264), receptions (164), punt return (76-818) and all-purpose yards (3,781) lists.
- Smith put his dependable versatility on display in the win over Arkansas, returning a punt 82 yards to the house in the fourth quarter to lengthen the Aggie lead and eventually total a career-high 131 punt return yards and 202 all-purpose yards ... This marked the second special teams touchdown of Smith's career after taking a punt 95 yards to the end zone in 2021 against South Carolina.

## SEASON AWARDS

#### EDGERRIN COOPER - JR - LB

SEC Defensive of the Week (10/30)  
Bednarik Player of the Week (10/31)  
Bednarik Award Midseason Watch List

#### NIK CONSTANTINOU - GR - P

Campbell Trophy Semifinalist

#### MCKINLEY JACKSON - SR - DL

Lombardi Award Midseason Watch List

#### AINIUS SMITH - GR - WR/PR/AP

SEC Special Teams Player of the Week (10/2)

#### TAUREAN YORK - FR - LB

SEC Freshman of the Week (9/25)  
Shaun Alexander Freshman of the Year Semifinalist

## 2023 SEC STANDINGS

EAST	SEC	ALL
Georgia	6-0	9-0
Missouri	3-2	7-2
Tennessee	3-2	7-2
Kentucky	3-3	6-3
Florida	3-3	5-4
South Carolina	1-5	3-6
Vanderbilt	0-6	2-8
WEST	SEC	ALL
Alabama	6-0	8-1
Ole Miss	5-1	8-1
LSU	4-2	6-3
TEXAS A&M	3-3	5-4
Auburn	2-4	5-4
Mississippi State	1-5	4-5
Arkansas	1-5	3-6

## A&M IN THE POLLS

	AP	COACHES
Preseason	23	25
Week 1	23	25
Week 2	23	25
Week 3	NR	RV
Week 4	NR	RV
Week 5	RV	RV
Week 6	RV	RV
Week 7	RV	RV
Week 8	NR	NR
Week 9	NR	NR
Week 10	NR	NR
Week 11	NR	NR
Week 12		
Week 13		

## BRYAN-COLLEGE STATION IS THE HOME OF TEXAS A&M ...

On August 20, 2020 the Texas A&M Board of Regents voted and approved the use of "Bryan-College Station" as the home of Texas A&M University. "Bryan-College Station" should be used to reference all sporting events, academic events, press releases, marketing collateral, letterhead, and other representations of Texas A&M University and The Texas A&M University System where a specific postal address is not required.

Aggieland has grown beyond the boundaries of any one municipality. College Station is known as the "Home of Texas A&M University", but the City of College Station and the City of Bryan have had an entwined history since the City of College Station was incorporated in 1938. Bryan and Texas A&M University's historical ties go back to 1871, when Bryan was incorporated and the Texas Legislature established the Agricultural and Mechanical College of Texas.

The former Bryan Air Force Base was operated as the Texas A&M University Research and Extension Center for a quarter of a century before being designated as the Texas A&M University Riverside Campus in 1988, and the Texas A&M University Riverside Campus grew into the Texas A&M University Research Annex before transforming into the RELLIS Campus in 2016. The RELLIS Campus is home to Texas A&M University System entities including ten regional universities, the Texas A&M Engineering Extension Service (TEEX), the Texas A&M Engineering Experiment Station (TEES) and the Texas A&M Transportation Institute (TTI). In 2007, the City of Bryan gifted more than 200 acres to the Texas A&M University Health Science Center.

Recognizing that over the past decade, Texas A&M University and the Texas A&M University System have expanded into the City of Bryan with seven Texas A&M University System colleges, ten Texas A&M University System universities and multiple Texas A&M University System state agencies on more than 2,200 acres with more than \$1 billion in investment, the Board of Regents voted to recognize the long history and partnership between the City of Bryan, the City of College Station and both Texas A&M University and The Texas A&M University System.



## A&amp;M RECORD WATCH

## CAREER RECEIVING TDS

3	Christian Kirk (2015-17)	26
4	Ryan Swope (2009-12)	24
5	Uzoma Nwachukwu (2009-12)	19
	Bob Long (1966-68)	19
7	<b>Ainias Smith (2019-p)</b>	<b>18</b>
14	Quartney Davis (2017-19)	11
	Bethel Johnson (1999-02)	11
	Jeff Nelson (1982-85)	11
	Don Jones (1980-83)	11
18	Six Aggies	10
24	<b>Moose Muhammad III (2021-p)</b>	<b>9</b>
	Speedy Noil (2014-16)	9
	Jimmy Teal (1982-84)	9

## CAREER RECEIVING YARDS

3	Christian Kirk (2015-17)	2,856
4	Josh Reynolds (2014-16)	2,788
5	Terrence Murphy (2001-04)	2,600
6	Mike Evans (2012-13)	2,499
7	<b>Ainias Smith (2019-p)</b>	<b>2,264</b>

## CAREER RECEPTIONS

1	Ryan Swope (2009-12)	252
2	Christian Kirk (2015-17)	234
3	Jeff Fuller (2008-11)	233
4	Terrence Murphy (2001-04)	172
5	<b>Ainias Smith (2019-p)</b>	<b>166</b>
22	Albert Connell (1995-96)	98
	Shea Walker (1983-86)	98
24	Tony Harrison (1990-93)	92
25	Barney Harris (1967-69)	91
26	<b>Evan Stewart (2022-p)</b>	<b>90</b>
	Mike Goodson (2006-08)	90

## CAREER PUNT RETURN YARDS

		<b>Ret-Yds</b>
2	Dustin Harris (2009-12)	76-985
3	Rod Harris (1985-88)	116-971
4	Dante Hall (1996-99)	78-939
5	Carl Roaches (1972-75)	115-924
6	<b>Ainias Smith (2019-p)</b>	<b>76-818</b>

## CAREER ALL-PURPOSE YARDS

		Rush	Rec	PR	KR	Tot
4	Dante Hall (1996-99)	2,820	260	987	641	4,706
	Curtis Dickey (1976-79)	3,703	496	487	0	4,706
6	Trayveon Williams (2016-18)	3,615	561	265	0	4,441
7	Leeland McElroy (1993-95)	2,442	645	1,099	10	4,186
8	Ainias Smith (2019-p)	401	2,264	818	298	3,781

## CAREER FIELD GOALS MADE

		<b>FG-Att.</b>
7	Terry Venetoulis (1990-93)	42-60
	Scott Slater (1986-88)	42-61
9	Daniel LaCamera (2015-18)	38-50
10	Taylor Bertolet (2012-15)	37-56
11	Alan Smith (1980-84)	32-51
12	<b>Randy Bond (2021-p)</b>	<b>31-43</b>

- Smith has sparked the Aggies this season with his play-making ability as he leads the team with 20 20-plus yard plays in his final season, including 16 catches of 20-plus yards ... At Ole Miss, Smith add 27- and 24-yard receptions in the second half to help set up Aggie touchdowns.
- Dating back to the 2019 LSU game, Smith has caught a pass in 36 straight games ... This streak is the eighth-longest active streak in the nation, fifth among Power 5 receivers, while it is also the longest streak by an Aggie since Christian Kirk (2015-17) had a string of 39 games.
- Smith recorded the sixth 100-yard game of his career when he led the offense with 118 yards on six catches in the win over South Carolina.
- Smith has registered seven multi-touchdown games in his career, catching multiple TD passes in a game five times ... In the 2021 season opener, he hauled in a 63-yard scoring pass to put the Aggies up 17 points at the half and extended the lead in the fourth quarter with a 43-yard TD grab.

## JOHNSON TAKES OVER AS QB1

- Sophomore QB Max Johnson has stood ready for the Aggies and returned to the starting lineup under center Week 5 against Arkansas.
- Johnson registered his first 300-yard passing game as an Aggie and the sixth of his college career when he completed a career-best 31 passes for 305 yards at Ole Miss.
- In the win over the Razorbacks, Johnson posted 210 passing yards and 57 yards on the ground, while his two touchdown passes matched his previous best as an Aggie.
- Johnson, who has played in 30 games as an SEC quarterback, was thrown into action in the second half of the Auburn game with A&M up 6-3 at the break after an injury to Conner Weigman and immediately tossed a pair of scoring passes in the third quarter to distance the Aggies and position the team for victory.
- In his first season in Aggieland, Johnson led the Aggies to back-to-back victories over AP top-15 teams, topping No. 13 Miami 17-9 at Kyle Field in his first start for the Maroon & White before knocking off No. 10 Arkansas, 23-21 at AT&T Stadium ... Johnson's stint as the A&M starter was cut short the following week after suffering a season-ending hand injury at Mississippi State.
- Johnson compiled an 8-6 record as the starter at LSU, surpassing the 300-yard plateau in passing yards six times in his two seasons in Baton Rouge, including career bests of 435 yards against Ole Miss in 2020 and five touchdowns against Central Michigan in 2021.

## STEWART MAKES IMPACT

- Sophomore WR Evan Stewart has become a favorite target for Aggie quarterbacks after making an immediate impact in his debut season and continuing to shine this year.
- Stewart ranks 13th among SEC receivers, averaging 72.4 yards per game, while his four touchdown grabs on the year are tied for 10th in the league.
- In just his 14th career game, Stewart eclipsed the 1,000 career receiving yard mark, which tied him with Ryan Tannehill (2008-11) as the third-fastest Aggie to reach the millennium mark ... Only Mike Evans (2012-13) and Christian Kirk (2015-17) did it faster with Evans reaching it in 12 games and Kirk in 13.
- Stewart made it back-to-back 100-yard games as he set career highs with 11 catches for 142 yards against Miami ... He became the first A&M receiver to catch 10-plus passes in a game since the 2017 season and the first to record back-to-back 100-yard games since the 2019 season.
- Stewart started his sophomore season in a big way, registering the third 100-yard game and first multi-touchdown game of his career, racking up 115 yards on eight catches and a pair of touchdown receptions against New Mexico.
- As a newcomer, Stewart registered two 100-yard games and ranked eighth among all SEC receivers, averaging 64.9 yards per game last season, which led all FBS freshmen nationally ... He was also tied for 10th overall and led all freshmen in the league with 53 receptions.
- A highly-touted recruit in A&M's top 2022 signing class, Stewart was an Under Armour All-American that was also a track standout ... He earned top-two finishes at the Texas 5A state championships in the long jump and triple jump, while also helping his 4x400m and 4x200m relay teams to medal finishes.

## MAROON GOONS

- The Texas A&M offensive line returns great experience from last season ... Led by graduate Layden Robinson, who has been a staple at right guard over the last two seasons, the Aggies returned three of five starters from a year ago.
- The Aggies rank among the top five in the SEC, allowing 18.0 sacks and 43.0 TFL so far this season.
- Robinson is in his third year as a starter after helping clear the way for one of the top running back tandems in the nation in 2021 and a 1,000-yard rusher last season.
- The Aggies have seen Robinson, Trey Zuhn III, Mark Nabou Jr. and Chase Bisontis start all nine games so far this season, while Bryce Foster, Kam Dewberry and Dametrious Crownover have had key roles on the line early on.

## STEADY BACKERS

- The Aggie linebacker trio of junior Edgerrin Cooper, true freshman Taurean York and senior Chris Russell Jr. have come into their own and sparked an aggressive A&M attack in SEC play.
- Cooper has been a dominating force in SEC play, racking up 12.0 tackles for loss and 7.0 sacks in A&M's six league games as he paces the Aggies with 59 total tackles on the season ... His 16.0 TFLs on the year lead all SEC players and rank fifth nationally, while his 7.0 sack total is tied for 14th in the country and tied for second in the SEC.
- York has immediately stepped into a leadership role as a true freshman, quarterbacking the defense at mike linebacker ... His 50 tackles on the season are second on the team, while ranking second among Power 5 true freshman linebackers and sixth among all freshman defensive players ... York was named SEC Freshman of the Week after leading the A&M defense with 11 tackles, 2.0 for loss, in the win over Auburn.
- Russell has given the Aggies reliable production off the bench this season, tallying 22 tackles, including 2.0 TFL and 2.0 sacks ... In the win over Arkansas, Russell scored the first touchdown of his career when he got ahead of a tipped pass and returned it 16 yards to the end zone to lengthen A&M's lead in the third quarter.
- The defense as a whole ranks 15th in the nation and second in the SEC in total defense (296.9 y/g), while leading the Power 5 in the tackles for loss (81.0) and ranking second in sacks (34.0).
- As a unit, the linebackers accounted for more than half of A&M's tackles for loss and sacks in the win over Auburn, as they tallied 6.5 of the team's 15.0 TFL and 4.0 of the team's 7.0 sacks.

## NO FLY ZONE

- The A&M secondary has shut down the opposition's passing game, landing the Aggies among the nation's best in total defense and passing defense ... Veteran leader and fifth-year starter Demani Richardson helps lead the group with 46 total tackles on the season.
- Graduate transfer Josh DeBerry burst on the scene in the season opener, filling out the stat sheet and leading the way in his first game in the Maroon & White ... DeBerry matched his single-game career highs from Boston College with 10 tackles, a solo sack, a pick and a hurry.
- DeBerry leads the way ranking fourth among league players with nine passes defended ... Junior Tyreek Chappell is tied for 10th in the SEC with five breakups on the year, while sophomore Bryce Anderson also ranks among the top 21 in the league with four breakups.
- The Aggies currently rank second in the SEC and 15th among Power 5 schools allowing 196.9 yards per game through the air ... They have held five of their nine opponents to less than 135 passing yards.
- Under Coach Fisher, the Aggies have limited their opponent to 100 passing yards or less on 11 occasions, recently holding Tennessee to 100 yards through the air.
- Richardson leads all defensive players with two career touchdowns, recording 82- and 27-yard fumble returns to the end zone in the wins over No. 10 Arkansas and No. 6 LSU, respectively, last season.



AGGIES IN THE NFL

De'Von Achane	RB	Miami Dolphins
Bobby Brown III	DL	Los Angeles Rams
Micheal Clemons	DL	New York Jets
Tyrel Dodson	LB	Buffalo Bills
Jermaine Eluemunor	OL	Las Vegas Raiders
Justin Evans	DB	Philadelphia Eagles
Mike Evans	WR	Tampa Bay Buccaneers
Myles Garrett	DL	Cleveland Browns
Kenyon Green^	OL	Houston Texans
Germain Ifedi	OL	Detroit Lions
Antonio Johnson Jr.	DB	Jacksonville Jaguars
Jaylon Jones	DB	Indianapolis Colts
Christian Kirk	WR	Jacksonville Jaguars
DeMarvin Leal	DL	Pittsburgh Steelers
Justin Madubuike	DL	Baltimore Ravens
Jake Matthews	OL	Atlanta Falcons
Erik McCoy	OL	New Orleans Saints
Von Miller	LB	Buffalo Bills
Dan Moore Jr.	OL	Pittsburgh Steelers
Jayden Peevy	DL	Tennessee Titans
Josh Reynolds	WR	Detroit Lions
Isaiah Spiller	RB	Los Angeles Chargers
Ryan Tannehill	QB	Tennessee Titans
Trayveon Williams	RB	Cincinnati Bengals
Donovan Wilson	DB	Dallas Cowboys

^ denotes injured reserve; \* denotes practice squad

AGGIE NFL COACHES

Dennis Allen	New Orleans Saints Head Coach
Dan Campbell	Detroit Lions Head Coach
Aaron Glenn	Detroit Lions Defensive Coordinator
Michael Hodges	New Orleans Saints Linebackers
Johnny Holland	San Francisco 49ers Run Game Specialist/Linebackers
Jerrod Johnson	Houston Texans Quarterbacks
Klint Kubiak	San Francisco 49ers Offensive Passing Game Specialist
Don Muhlbach	Detroit Lions Special Asst. to the GM
DeAndre Thompson	Detroit Lions Defensive Quality Control
Billy Yates	New England Patriots Assistant, Offensive Line

AGGIE NFL STRENGTH COACHES

Monty Gibson	Cleveland Browns Asst. Strength & Conditioning
Larry Jackson	Cleveland Browns Director of Strength & Conditioning

DEPTH ON THE D-LINE

- A&M boasts one of the most talented and unpredictable defensive lines in the nation this season, led by the veteran experience of senior McKinnley Jackson on the inside and consistent production from junior Shemar Turner on the outside.
- Jackson and Turner have been joined in the starting lineup by junior Fadil Diggs and sophomore Walter Nolen in seven of the nine games this season, while the Aggies have consistently used a full second rotation in every game this season that played in at least 11 games a season ago.
- The line plays a vital role in the Aggies ranking second in the SEC and 15th in the country in total defense (296.9 y/g) ... A&M leads all Power 5 teams with 81.0 tackles for loss and is second in the Power 5 with 34.0 sacks on the year, after beginning SEC play with 15.0 TFL and 7.0 sacks in back-to-back games.
- A&M ranks 15th in the nation in rushing defense (100.0 y/g) and is tied for sixth nationally allowing just five rushing scores all season .. The line recently held South Carolina to just 33 yards on the ground, marking the fourth time this season it has kept the opposition's run game in double figures, also limiting New Mexico (91), Miami (77), Arkansas (42) and Alabama (23).
- As a unit, the defensive line has been a key part of the Aggies' success in shutting down their opponents on third downs as they are second in the league and 14th nationally allowing just 35 conversions on 118 attempts this season, good for a 29.7 conversion percentage.
- Individually, Turner leads the line with 9.0 TFLs and 5.0 sacks, both good for top-10 in the SEC ... Nolen and Diggs rank 19th in the SEC with 4.0 sacks this season while Diggs' 9.0 tackles for loss are good for eighth.

A WINNER

- Head coach Jimbo Fisher is one of five active head coaches to win the national championship and ranks as the sixth-winningest active head coach in the Power 5.

WINNINGEST P5 HEAD COACHES (BY PCT.)  
(Minimum 8 seasons)

RK	HEAD COACH	YR.	REC.	PCT.
1.	Kirby Smart, Georgia	8th	90-15	.857
2.	Nick Saban, Alabama	28th	288-70-1	.804
3.	Dabo Swinney, Clemson	16th	166-43	.794
4.	Brian Kelly, LSU	34th	279-103-2	.729
5.	Jim Harbaugh, Michigan	16th	138-52	.726
6.	JIMBO FISHER, TEXAS A&M	14th	127-48	.726

AGGIE GRADS

Throughout his career, head coach Jimbo Fisher has seen 179 of his student-athletes earn their degrees ... This season, a total of 18 Aggies will wear the SEC graduate patch on their jersey.

NAME	DEGREE	GRADUATION
Garrett Townsend	University Studies - Business	Texas A&M (August 2023)
Sam Mathews	University Studies - Business	Texas A&M (May 2023)
Will Smoot	Biomedical Sciences	Texas A&M (May 2023)
Earnest Crownover	University Studies - Business	Texas A&M (December 2022)
Layden Robinson	Communication	Texas A&M (December 2022)
Ainias Smith	University Studies - Business	Texas A&M (December 2022)
Micaiah Overton	Studio and Digital Arts	Texas A&M (August 2022)
Nik Constantinou	University Studies - Leadership	Texas A&M (August 2022)
Max Wright	University Studies - Architecture	Texas A&M (August 2022)
Alex Zettler	Sport Management	Texas A&M (May 2022)
David Bailey Jr.	Interdisciplinary Liberal Arts	Colorado State (May 2023)
Israel Benjamin	Philosophy	Harvard (May 2023)
Jurriente Davis	Interdisciplinary Studies	Jackson State (May 2023)
Josh DeBerry	Communication	Boston College (May 2023)
Finn Dirstine	BS - Management - Finance	Boston College (December 2021)
	Masters of Finance	Boston College (May 2023)
Derek Ferraro	Sport Management	Rice (May 2022)
Jerry Johnson III	Sport Management	Rice (May 2023)
Blair Zepeda	Kinesiology	ACU (August 2022)

FAMILY TIES

- Sophomore QB Max Johnson and sophomore TE Jake Johnson arrived in Aggieland together in January of 2022 .... The duo connected on a 22-yard touchdown pass in the third quarter of the win over Auburn, Jake's first career TD, which marked the first time in program history brothers have connected on a scoring pass and catch ... Max transferred to A&M after two seasons at LSU, one as QB1, while Jake was a top-rated tight end in A&M's historic 2022 signing class ... They are the sons of Brad Johnson, a 17-year NFL veteran and two-time Pro Bowler that helped the Tampa Bay Buccaneers win Super Bowl XXXVII ... They are also the nephews of former Georgia and Miami head coach Mark Richt.
- Junior WR Moose Muhammad III is the son of two-time Pro Bowler and 14-year NFL veteran Muhsin Muhammad II, who was selected in the second round of the 1996 draft by the Carolina Panthers, where he spent the first nine years of his career.
- Sophomore DL LT Overton, who reclassified and graduated high school early to join the 2022 signing class, is joined on the team by his brother graduate DL Micaiah Overton, who transferred from Liberty ahead of the 2022 season ... Their father, Milton Overton, spent seven years at Texas A&M as an associate athletics director overseeing the Aggies' technology growth and services and currently serves as the AD at Kennesaw State.
- Graduate RB Jerry Johnson III transferred to A&M from Rice and was joined on the roster by his brother, freshman LB Chantz Johnson ... Their father, Jerry Johnson, is an assistant strength & conditioning coach with the A&M football team who had a brief NFL career after helping Florida State win a national championship in 1999.
- Graduate RB Earnest Crownover arrived in Aggieland ahead of the 2020 season from Kilgore Junior College and was joined on the roster by his brother, sophomore OL Dametrious Crownover in 2021.
- Freshman DL Cody Polk is the son of former Texas A&M linebacker Scott Polk (1980, 81, 82, 83, 84), who is best remembered for his dramatic scoop-and-(nearly) score in the Aggies' 37-12 win over Texas in 1984.
- Offensive line coach Steve Addazio is in his second year in Aggieland and is joined by his son and former player Louie Addazio, who spent the final three years of his playing career at Boston College before joining the coaching ranks.

# TEXAS A&M UNIVERSITY

## HOME OF THE 12TH MAN

### THE 12TH MAN

- Graduate DB Sam Mathews was named the 12th Man by head coach Jimbo Fisher on August 29, 2023.
- Mathews began his collegiate career at Division II Harding University, redshirting his only season at the Arkansas school before attending Blinn Junior College for the 2020-2021 academic year. After nearly two years away from the game of football due to COVID-19, he finally had his chance to earn a spot on the A&M team at walk-on tryouts in the spring of 2021.
- Mathews played in nine games during the 2021 season and went on to earn the Special Teams Most Improved Award at the annual team banquet.
- In 2022, Mathews continued to showcase his effort and toughness throughout fall workouts as he began to earn opportunities on defense. Eight games into the season the Aggies were hit with the flu-bug and Mathews was called on for his first career start at linebacker on Nov. 5 against Florida. Mathews finished the day with a career-high six tackles, including four solo takedowns. He finished the season playing in all 12 games and was named Special Teams MVP, while also earning the Strength & Conditioning Specialist Award at the team banquet.

### ORIGINS OF THE 12TH MAN

- Texas A&M's famous 12th Man tradition dates back to Jan. 2, 1922 when student E. King Gill came out of the stands in the Dixie Classic in Dallas at the request of legendary head coach Dana X. Bible because of injuries to his football team ... Gill never entered the game but "stood ready" in the Aggies' 22-14 win over the powerhouse Centre College Praying Colonels.
- Texas A&M celebrated the 100-year anniversary of the birth of the hallowed 12th Man tradition throughout the 2021-22 school year.
- In honor of the tradition, the Texas A&M student body "stands ready" to show their support of their team on the field.



**SAM MATHEWS | 9 STARTS | 2023**

### THE 12TH MAN KOT

- The 12th Man Kickoff Team tradition was started in 1983 by then-head coach Jackie Sherrill after being inspired by watching students build the famous Aggie Bonfire. "I knew that I could find, out of 40-some-odd thousand students, 11 guys that would cover kickoffs, but have no regard for their body and be tough as nails," Sherrill said. (Source: MyAggieNation.com) Beginning in 1991, a single 12th Man was chosen to represent the student body on the kickoff unit.

### 12TH MAN STARTS

NAME	GAMES	SEASONS
Cullen Gillaspia	39	2016-18
Sam Moeller	39	2012-15
Nick Lamantia	30	2006-08
Connor Choate	24	2021-22
John Ray	23	2004-05
Braden White	22	2016-20
C.J. Jones	21	2010-12
Eric Stanford	17	1999-01



**SAM MOELLER | 39 STARTS | 2012-15**



**CULLEN GILLASPIA | 39 STARTS | 2016-18**



**NICK LAMANTIA | 30 STARTS | 2006-08**





# JIMBO FISHER

## TEXAS A&M HEAD FOOTBALL COACH

<b>Years at TAMU:</b>	6th (hired Dec. 4, 2017)
<b>Coaching Record:</b>	44-26 at Texas A&M / 127-48 overall (14th season)
<b>Birthdate:</b>	Oct. 9, 1965
<b>Hometown:</b>	Clarksburg, West Virginia
<b>Wife:</b>	Courtney
<b>Children:</b>	Trey, Ethan and Keller (stepson)
<b>High School:</b>	Liberty High School, Clarksburg, W.Va.
<b>College:</b>	Salem College, 1990

- Jimbo Fisher is one of five active coaches to have won a National Championship.
- Fisher was hired at Texas A&M on Dec. 4, 2017 after eight successful seasons at Florida State, which included the 2013 BCS National Championship.
- Guided the Aggies to their first New Year's Six bowl appearance, topping No. 13 North Carolina in the Orange Bowl to finish the 2020 season at 9-1 following a grueling SEC-only regular season slate.
- In his eight seasons in Tallahassee, Fisher established himself as one of the elite coaches in college football. He led the Seminoles to an 83-23 record, winning three Atlantic Coast Conference championships, four Atlantic Division titles and five bowl games.
- Fifteen of Fisher's student-athletes have earned consensus All-America honors with quarterback Jameis Winston winning the Heisman Trophy in 2013.
- Fisher has seen 179 of his student-athletes graduate, and NFL teams drafted 71 of his players, including 23 first- or second-round selections.
- The Seminoles set a modern-day NFL draft record with 29 players selected over a three-year period (2013-15), and Fisher had a first-round NFL draft choice every year he was head coach at FSU.
- The 2013 Rawlings College Football Coach of the Year, Fisher has twice been a finalist for the Eddie Robinson Coach of the Year Award (2013, 2014) and was a finalist for the Paul "Bear" Bryant Coach of the Year Award in 2014 as well as in 2020.
- Fisher has been active in the community through his foundation, Kidz1stFund. The non-profit was founded in 2011 to raise awareness and funds to find a cure for Fanconi anemia, a rare blood disorder that affects thousands, including Fisher's youngest son, Ethan.
- Fisher's oldest son, Trey, is a junior quarterback at Florida A&M.
- Fisher played quarterback at Salem College for Terry Bowden for three seasons and followed Bowden to Samford for his final season. Fisher became NCAA Division III's national player of the year in 1987 and earned induction into Samford's and Salem's Hall of Fame.



# THE FISHER RECORD

## 2010

### FLORIDA STATE 10-4 • 6-2 ACC/1st in Atlantic

9/4	W	59-6	Samford
9/11	L	17-47	at #10 Oklahoma
9/18	W	34-10	BYU
9/25	W	31-0	* Wake Forest
10/2	W	34-10	* at Virginia
10/9	W	45-17	* at #13 Miami
10/16	W	24-19	* Boston College
10/28	L	24-28	* at NC State
11/6	L	35-37	* North Carolina
11/13	W	16-13	* Clemson
11/20	W	30-16	* at Maryland
11/27	W	31-7	Florida
12/4	L	33-44	^ vs. #12 Virginia Tech
12/31	W	26-17	~ vs. #19 South Carolina

^ - ACC Championship Game - Charlotte, N.C.; ~ - Chick-fil-A Bowl - Atlanta, Ga.

## 2011

### FLORIDA STATE 9-4 • 5-3 ACC/2nd in Atlantic

9/3	W	34-0	Louisiana-Monroe
9/10	W	62-10	Charleston Southern
9/17	L	13-23	#1 Oklahoma
9/24	L	30-35	* at #21 Clemson
10/8	L	30-35	* at Wake Forest
10/15	W	41-16	* at Duke
10/22	W	41-16	* Maryland
10/29	W	34-0	* NC State
11/ 3	W	38-7	* at Boston College
11/12	W	23-19	* at Miami
11/19	L	13-14	* Virginia
11/26	W	21-7	at Florida
12/29	W	18-14	! vs. Notre Dame

! - Champs Sports Bowl - Orlando, Fla.

## 2012

### FLORIDA STATE 12-2 • 7-1 ACC/1st in Atlantic ACC Champions

9/1	W	69-3	Murray State
9/8	W	55-0	Savannah State
9/15	W	52-0	* Wake Forest
9/22	W	49-37	* #10 Clemson
9/29	W	30-17	at South Florida
10/6	L	16-17	* at NC State
10/13	W	51-7	* Boston College
10/20	W	33-20	* at Miami
10/27	W	48-7	* Duke
11/8	W	28-22	* at Virginia Tech
11/17	W	41-14	* at Maryland
11/24	L	26-37	at #6 Florida
12/ 1	W	21-15	! vs. Georgia Tech
1/1	W	30-10	~ vs. #16 Northern Illinois

! - ACC Championship Game - Charlotte, N.C.; ~ - Orange Bowl - Miami, Fla.

## 2013

### FLORIDA STATE 14-0 • 8-0 ACC/1st in West ACC Champions • National Champions

9/2	W	41-13	* at Pitt
9/14	W	62-7	Nevada
9/21	W	54-6	Bethune-Cookman
9/28	W	48-34	* at Boston College
10/5	W	63-0	* #25 Maryland
10/19	W	51-14	* at #3 Clemson
10/26	W	49-17	* North Carolina State
11/2	W	41-14	* #7 Miami
11/9	W	59-3	* at Wake Forest
11/16	W	59-3	* Syracuse
11/23	W	80-14	Idaho
11/30	W	37-7	at Florida
12/7	W	45-7	vs. #20 Duke
1/6	W	34-31	^ vs. #2 Auburn

! - ACC Championship Game - Charlotte, N.C.

^ - BCS National Championship Game - Pasadena, Calif.

## 2014

### FLORIDA STATE 13-1 • 8-0 ACC/1st in Atlantic ACC Champions

8/30	W	37-31	^ vs. Oklahoma State
9/6	W	37-12	The Citadel
9/20	W	23-17	* #22 Clemson <sup>(OT)</sup>
9/27	W	56-41	* NC State
10/4	W	43-3	* Wake Forest
10/11	W	38-20	* Syracuse
10/18	W	31-27	* #5 Notre Dame
10/30	W	42-31	* Louisville
11/8	W	34-20	* Virginia
11/15	W	30-26	* Miami
11/22	W	20-17	* Boston College
11/29	W	24-19	Florida
12/6	W	37-35	! vs. #12 Georgia Tech
1/1	L	20-59	~ vs. #3 Oregon

^ - AT&T Stadium, Arlington, Texas; ! - ACC Championship Game - Charlotte, N.C.  
~ - Rose Bowl CFP Semifinal - Pasadena, Calif.

## 2015

### FLORIDA STATE 10-3 • 6-2 ACC/2nd in Atlantic

9/5	W	59-16	Texas State
9/12	W	34-14	South Florida
9/18	W	14-0	* at Boston College
10/3	W	24-16	* at Wake Forest
10/10	W	29-24	* Miami
10/17	W	41-21	* Louisville
10/24	L	16-22	* at Georgia Tech
10/31	W	45-21	* Syracuse
11/7	L	13-23	* at #3 Clemson
11/14	W	34-17	* NC State
11/21	W	52-13	Chattanooga
11/28	W	27-2	at #10 Florida
12/31	L	24-38	^ vs. #14 Houston

^ - Peach Bowl - Atlanta, Ga.

## 2016

### FLORIDA STATE 10-3 • 5-3 ACC/3rd in Atlantic

9/5	W	45-34	^ vs. #11 Ole Miss
9/10	W	52-8	Charleston Southern
9/17	L	20-63	* at #10 Louisville
9/24	W	55-35	at South Florida
10/1	L	35-37	* North Carolina
10/8	W	20-19	* at #10 Miami
10/15	W	17-6	* Wake Forest
10/29	L	34-37	* #3 Clemson
11/5	W	24-20	* at NC State
11/11	W	45-7	* Boston College
11/19	W	45-14	* at Syracuse
11/26	W	31-13	* #13 Florida
12/30	W	33-32	! vs. #6 Michigan

^ - Camping World Stadium, Orlando, Fla.; ! - Orange Bowl - Miami, Fla.

## 2017

### FLORIDA STATE \*7-6 • 3-5 ACC/6th in Atlantic

9/2	L	7-24	vs. #1 Alabama
9/23	L	21-27	* NC State
9/30	W	26-19	* at Wake Forest
10/7	L	20-24	* #13 Miami (Fla.)
10/14	W	17-10	* at Duke
10/21	L	28-31	* Louisville
10/27	L	3-35	* at Boston College
11/4	W	27-24	* Syracuse
11/11	L	14-31	* at #4 Clemson
11/18	W	77-6	Delaware State
11/25	W	38-22	at Florida
12/2	*W	42-10	Louisiana-Monroe
12/27	*W	42-13	! vs. Southern Miss

^ - Mercedes-Benz Stadium, Atlanta, Ga.; ! - Independence Bowl - Shreveport, La.

\* - Jimbo Fisher resigned as the FSU head coach on Dec. 1, 2017 and did not coach the Seminoles in their final two game. His overall record does not reflect the victories.

## 2018

### TEXAS A&M 9-4 • 5-3 SEC/2nd in West

8/30	W	59-7	Northwestern State
9/8	L	26-28	#2 Clemson
9/15	W	48-10	Louisiana-Monroe
9/22	L	23-45	* at #1 Alabama
9/29	W	24-17	!* vs. Arkansas
10/6	W	20-14	* #13 Kentucky
10/13	W	26-23	* at South Carolina
10/27	L	13-28	* at Mississippi State
11/3	L	24-28	* at Auburn
11/10	W	38-24	* Ole Miss
11/17	W	41-20	UAB
11/24	W	74-72	* #8 LSU
12/31	W	52-13	^ vs. NC State

! - AT&T Stadium, Arlington, Texas; ^ - Gator Bowl - Jacksonville, Fla.

## 2019

### TEXAS A&M 8-5 • 4-4 SEC/4th in West

8/29	W	41-7	Texas State
9/7	L	10-24	at #1 Clemson
9/14	W	62-3	Lamar
9/21	L	20-28	* #8 Auburn
9/28	W	31-27	!* vs. Arkansas
10/12	L	28-47	* #1 Alabama
10/19	W	24-17	* at Ole Miss
10/26	W	49-30	* Mississippi State
11/2	W	45-14	UTSA
11/16	W	30-6	* South Carolina
11/23	L	13-19	at #4 Georgia
11/30	L	7-50	* at #1 LSU
12/27	W	24-21	^ vs. #25 Oklahoma State

! - Southwest Classic - Arlington, Texas

^ - Academy Sports & Outdoors Texas Bowl - Houston, Texas

## 2020

### TEXAS A&M 9-1 • 8-1 SEC/2nd in West

9/26	W	17-12	* Vanderbilt
10/3	L	24-52	* at #2 Alabama
10/10	W	41-38	* #4 Florida
10/17	W	28-14	* at Mississippi State
10/31	W	42-31	* vs. Arkansas
11/7	W	48-3	* at South Carolina
11/28	W	20-7	* LSU
12/5	W	31-20	* at Auburn
12/19	W	34-13	* at Tennessee
1/2	W	41-27	^ vs. #13 North Carolina

^ - Capital One Orange Bowl - Miami, Fla.

## 2021

### TEXAS A&M 8-4 • 4-4 SEC/t3rd in West

9/4	W	41-10	Kent State
9/11	W	10-7	vs. Colorado
9/18	W	34-0	New Mexico
9/25	L	10-20	!* vs. #16 Arkansas
10/2	L	22-26	* Mississippi State
10/9	W	41-38	* #1 Alabama
10/16	W	35-14	* at Missouri
10/23	W	44-14	* South Carolina
11/6	W	20-3	* #12 Auburn
11/12	L	19-29	* #12 Ole Miss
11/20	W	52-3	* Prairie View A&M
11/27	L	24-27	* at LSU
11/31	DNP		vs. #20 Wake Forest

! - Southwest Classic - Arlington, Texas;  
TatSlayr Gator Bowl - Jacksonville, Fla.

A&M did not play due to Covid-19

## 2022

### TEXAS A&M 5-7 • 2-6 SEC/t6th in West

9/3	W	31-0	Sam Houston
9/10	L	14-17	App State
9/17	W	17-9	#13 Miami
9/24	W	23-21	!* vs. #10 Arkansas
10/1	L	24-42	* at Mississippi State
10/8	L	20-24	* at Alabama
10/22	L	24-30	* at South Carolina
10/29	L	28-31	* #15 Ole Miss
11/5	L	24-41	* Florida
11/12	L	10-13	* at Auburn
11/19	W	20-3	UMass
11/26	W	38-23	* #6 LSU

! - AT&T Stadium, Arlington, Texas

## 2023

### TEXAS A&M 5-4 • 3-3 SEC

9/2	W	52-10	New Mexico
9/9	L	33-48	at Miami
9/16	W	47-3	ULM
9/23	W	27-10	* Auburn
9/30	W	34-22	!* vs. Arkansas
10/7	L	20-26	* #11 Alabama
10/14	L	13-20	* at #19 Tennessee
10/28	W	30-17	* South Carolina
11/4	L	35-38	* at #11 Ole Miss
11/11			* Mississippi State
11/18			ACU
11/25			* at LSU

! - AT&T Stadium, Arlington, Texas



# TEXAS A&M ASSISTANT COACHES



## ELIJAH ROBINSON

ASSISTANT HEAD COACH/  
CO-DEFENSIVE COORD./DL

SL

- Promoted to assistant head coach and run game coordinator in January 2022.
- Named the National Recruiter of the Year by Rivals.com in February 2022 after helping Texas A&M sign the nation's top-ranked class.
- Guided the defensive line in 2020 that led the SEC and ranked in the top 10 nationally in total defense and in the top three in the country in rushing defense.



## DJ DURKIN

DEFENSIVE COORDINATOR/  
LINEBACKERS

SL

- Arrived in Aggieland ahead of the 2022 season after serving as the co-defensive coordinator at Ole Miss.
- In 2022 Durkin's defense led the nation allowing the fewest passing yards per game (156.2). The Aggies held opponents under 150 yards through the air in six games.
- Durkin led the Michigan defense that ranked fourth in the country and limited opponents to just 17.2 points per game in 2015.



## BOBBY PETRINO

OFFENSIVE COORDINATOR/  
QUARTERBACKS

PB

- Joined the Texas A&M staff as the OC and quarterbacks coach in January of 2023.
- Tutored 2016 Heisman Trophy winner Lamar Jackson.
- Was 119-56 in 14 seasons as a head coach, taking 11 of the teams to bowl games and finished in the top-25 seven times and three top-six finishes.
- Led the 2011 Arkansas Razorbacks to an 11-2 record, including a Cotton Bowl victory and a No. 5 final national ranking.



## JAMES COLEY

CO-OFFENSIVE COORDINATOR/  
TIGHT ENDS

SL

- Promoted to offensive coordinator and wide receivers coach in January 2022.
- Previously was the co-offensive coordinator and quarterbacks coach at UGA (2016-19), reaching three SEC Championships and the CFP Championship Game.
- Served as a graduate assistant at LSU from 2003-04 as well as tight ends coach (2008-09) and offensive coordinator (2010-12) at FSU under Fisher.




## STEVE ADDAZIO

OFFENSIVE LINE

SL

- Two-time BCS National Champion that has nearly a decade of experience as a head coach at the FBS level.
- Led Boston College to six bowl games in his first seven seasons and had five players rush for over 1,000 yards.
- Directed Temple to nine wins, the most-ever by a first-year head coach, as well as their first bowl win in 32 years.



## MARQUEL BLACKWELL

RUNNING BACKS

SL

- Hired at Texas A&M in February 2023 as the running backs coach, previously spending the 2022 season at Ole Miss after three seasons at Houston.
- In 2022, he helped lead Ole Miss to a No. 3 ranking in the nation and led the SEC with 256.5 yards rushing per game.
- In 2018 at West Virginia, he helped lead a Mountaineer offense that eclipsed the 500-yard and 40-point marks eight times during the season, including 704 yards and 56 points vs. Oklahoma.




## DAMEYUNE CRAIG

WIDE RECEIVERS

SL

- Former standout quarterback at Auburn and was the school's lone 3,000-yard passer until 2018.
- Previously served on Fisher's staff at FSU as QBs coach/recruiting coordinator where he helped produce the nation's No. 1 and No. 2 classes in 2011-12.
- Helped Auburn reach the 2013 BCS National Championship Game as the co-OC and WR coach, producing the second-largest turnaround in college football history.



## BRYANT GROSS-ARMIENTO

SECONDARY

SL

- Joined Jimbo Fisher's staff in 2021 as a defensive analyst before being promoted to secondary coach in February of 2023.
- Spent the 2020 season working with the secondary staff at Georgia after a three-year stint at Wake Forest.
- Began his football playing career at Rutgers before transferring to Wake Forest in 2014.



## TJ RUSHING

DEFENSIVE BACKS

SL

- Won Super Bowl XLI as a member of the Indianapolis Colts.
- Came to A&M from Memphis where he helped lead the Tigers to a program-record 12 wins.
- Helped Stanford win the 2015 Rose Bowl and Pac-12 Championship.



## JOE SCHAEFER

DEFENSIVE ASSISTANT

PB

- In his first season as a full-time defensive assistant coach, working with coordinator DJ Durkin.
- Spent the 2020-21 seasons as a defensive coordinator at Youngstown State where his unit finished No. 25 in total defense and No. 11 in the nation in passing yards allowed in 2020.
- Played college football at Bowling Green where he was a three-year letterman and a two-year starter for the Falcons.




## BRANDON SANDERS

HEAD STRENGTH &  
CONDITIONING COACH

SL

- Promoted to head of strength and conditioning ahead of the 2022 season.
- Has coached over 77 NFL Draft selections and 11 first round picks.
- Spent nine and a half years at FSU and helped the Seminoles win the 2013 BCS National Championship.





Texas A&M ranked No. 8 nationally in home attendance in 2022 with an average of 97,213 and has drawn more than a half-million fans to Kyle Field every season since 2006, with the exception of the pandemic-limited 2020 campaign.

## KYLE FIELD

- Home of the Aggies since 1905. Stadium built in 1927 and the horseshoe enclosed in 1929.
- Capacity: 102,733
- Stadium record crowd is 110,633 (A&M vs. Ole Miss, 10/11/2014).
- Kyle Field is named for former A&M Dean of Agriculture Edwin Jackson Kyle, who donated a 400 x 400-foot area of the southern edge of campus that had been assigned to him for horticultural experiments. It became the home of the Aggies.
- Texas A&M finished a \$485 million redevelopment of Kyle Field in time for the 2015 season that made the Home of the 12th Man the largest football stadium in the SEC and the state of Texas.
- Texas A&M has led the SEC in home attendance five times since joining the league in 2012, including two of the last three seasons.
- A&M was one of three teams nationally to average over 100,000 in home attendance in 2021. Kyle Field averaged 102,883 in home attendance that season with a total of 720,181 fans attending seven home games.
- Two of the top four crowds in Kyle Field history were from the 2021 season with 109,835 for Auburn on Nov. 6 and 106,815 for Alabama on Oct. 9. Kyle Field's all-time record crowd was 110,633 for the Texas A&M-Ole Miss contest on Oct. 11, 2014 when capacity was expanded to over 107,000 during the stadium redevelopment.

## KYLE FIELD RECORD CROWDS

110,633	Ole Miss (2014)	L, 35-20
109,835	Auburn (2021)	W, 20-3
108,101	Alabama (2023)	L, 20-26
107,245	Miami (2022)	W, 17-9
106,815	Alabama (2021)	W, 41-38
106,749	Alabama (2019)	L, 47-28
106,248	Tennessee (2016)	W, 45-38 <sup>201</sup>
105,829	LSU (2014)	L, 23-17
105,733	Alabama (2015)	L, 41-23
104,957	South Carolina (2019)	W, 30-6
104,892	Ole Miss (2016)	L, 29-28
104,794	Clemson (2018)	L, 28-26
104,756	Missouri (2014)	L, 34-27
104,728	Lamar (2014)	W, 73-3
104,625	Auburn (2015)	L, 26-10
104,455	Mississippi State (2015)	W, 30-17

## KYLE FIELD TOP SEASON AVERAGES

1.	105,122	2014	630,735 / 6 games
2.	103,622	2015	725,354 / 7 games
3.	102,883	2021	720,181 / 7 games
4.	101,917	2016	713,418 / 7 games
5.	99,844	2018	698,908 / 7 games
6.	98,802	2017	691,612 / 7 games
7.	97,459	2019	779,673 / 8 games
8.	97,213	2022	680,491 / 7 games
9.	87,183	2011	610,283 / 7 games
10.	87,125	2013	697,003 / 8 games

## TEXAS A&M QUICK FACTS

**LOCATION:** Bryan-College Station, Texas 77842  
**FOUNDED:** 1876 (First classes)  
**ENROLLMENT:** 77,495 (fall 2023)  
**PRESIDENT (INTERIM):** Mark A. Welsh III  
**CHANCELLOR:** John Sharp (Texas A&M '72)  
**FACULTY REPRESENTATIVE:**  
 Dr. Paul Batista (Trinity '73)  
**DIRECTOR OF ATHLETICS:**  
 Ross Bjork (Emporia State '85)  
**ATHLETICS DEPT PHONE:** (979) 845-5129  
**CONFERENCE:** Southeastern  
**AFFILIATION:** NCAA Division I  
**NICKNAME:** Aggies  
**MASCOT:** Reveille (American Collie)  
**COLORS:** Maroon (Pantone 505) and White

## FOOTBALL QUICK FACTS

### HEAD COACH

**JIMBO FISHER** (Salem University '90)  
 Years at Texas A&M: 6th (44-25)  
 Years as head coach: 14th (127-48)

### ASSISTANT COACHES

#### ELIJAH ROBINSON

Asst. Head Coach/co-Defensive Coordinator/  
 Defensive Line (Penn State '08)

#### DJ DURKIN

Defensive Coordinator/Linebackers  
 (Bowling Green '00)

#### BOBBY PETRINO

Offensive Coordinator/Quarterbacks  
 (Carroll College '83)

#### JAMES COLEY

co-Offensive Coordinator/Wide Receivers  
 (Florida State '97)

#### STEVE ADDAZIO

Offensive Line (Central Connecticut State '81)

#### MARQUEL BLACKWELL

Running Backs (USF '02)

#### DAMEYUNE CRAIG

Wide Receivers (Auburn '02)

#### BRYANT GROSS-ARMIENTO

Secondary (Wake Forest '17)

#### JOE SCHAEFER

Defensive Assistant (Bowling Green '09)

#### TJ RUSHING

Defensive Backs (Stanford '06)

#### BRANDON SANDERS

Head Strength & Conditioning Coach (NC State '04)

## KYLE FIELD QUICK FACTS

**STADIUM:** Kyle Field

**CAPACITY:** 102,733

**LARGEST CROWD:** 110,633 (vs. Ole Miss, Oct. 11, 2014)

**PLAYING SURFACE:** Natural grass

**FIRST YEAR OF FOOTBALL:** 1905

**STADIUM BUILT:** 1927 and 1929

(Renovations complete for 2015 season)

## TEAM INFO

**BASIC OFFENSE:** Pro

**BASIC DEFENSE:** Multiple

**2022 OVERALL RECORD:** 5-7

**2022 SEC RECORD (FINISH):** 2-6 (t6<sup>th</sup> in SEC West)

**2022 RANKING:** NR (AP) | NR (Coaches)

MEDIA SCHEDULE/INFORMATION

SUNDAY	MONDAY	TUESDAY	WEDNESDAY	THURSDAY	FRIDAY	SATURDAY
<b>No availability</b> All player interview requests for Monday's press conference must be submitted to <a href="mailto:acannon@athletics.tamu.edu">acannon@athletics.tamu.edu</a> by 11 a.m. on Sunday.	<b>Weekly Press Conference</b> Kyle Field Media Center Players: 11 a.m.- 1 p.m. Coach Fisher: 1 p.m. Web stream available via <a href="http://12thMan.com">12thMan.com</a>	<b>No availability</b>	<b>SEC Teleconference</b> Coach Fisher appears from 11:30-39 a.m.	<b>No availability</b>	<b>No availability</b>  12 midnight: Midnight Yell Practice Location: Kyle Field  All media requests for Midnight Yell Practice should be directed to TAMU Marketing and Communications.	<b>6:30 PM</b> Texas A&M vs. Mississippi State Bryan-College Station, Texas  (Locker room is closed. Coaches and players will be brought to the media area for press conference.)

CREDENTIALS

Media credentials should be requested by Wednesday of the game week via [www.sportssystems.com/clients/seccredentials](http://www.sportssystems.com/clients/seccredentials), and approved media members are required to fill out a symptom questionnaire prior to entering the stadium. Credentials can be picked up at Media Will Call at Entry 7 (east side of Kyle Field, near the northeast activation tower). Media Will Call opens three hours prior to game time. Media seating is limited, so credentials will be issued according to Texas A&M and the SEC credential guidelines, which can be found at [www.12thMan.com/media](http://www.12thMan.com/media).

WEEKLY GAME NOTES

Media members wishing to receive the weekly game notes via e-mail can do so by e-mailing Rachel Perreault ([rperreault@athletics.tamu.edu](mailto:rperreault@athletics.tamu.edu)).

PRACTICE

All practices are closed to the public and members of the media this season. Only the first 15-20 minutes of selected workouts may be open for members of accredited media outlets.

WEEKLY PRESS CONFERENCE

Texas A&M conducts a weekly press conference on Monday's at the Kyle Field Media Center. Coach Jimbo Fisher addresses the media promptly at 1 p.m. Player requests should be made to the athletics communications office no later than 11 a.m. on Sunday. This is the preferred time for all interviews to occur.

SEC TELECONFERENCE

The 14 SEC coaches will be featured on a weekly teleconference each Wednesday from 10 a.m.-12:30 p.m. (CT) .

10:00 a.m.	Brian Kelly	LSU
10:10 a.m.	Kirby Smart	Georgia
10:20 a.m.	Billy Napier	Florida
10:30 a.m.	OPEN	
10:40 a.m.	Sam Pittman	Arkansas
10:50 a.m.	Josh Heupel	Tennessee
11:00 a.m.	Nick Saban	Alabama
11:10 a.m.	Shane Beamer	South Carolina
11:20 a.m.	Elijah Drinkwitz	Missouri
11:30 a.m.	<b>Jimbo Fisher</b>	<b>Texas A&amp;M</b>
11:40 a.m.	Mark Stoops	Kentucky
11:50 a.m.	Zach Arnett	Mississippi State
12:00 p.m.	Lane Kiffin	Ole Miss
12:10 p.m.	Hugh Freeze	Auburn
12:20 p.m.	Clark Lea	Vanderbilt

PRESS BOX

The main press box is now located at the 800 level on the east side of Kyle Field, or the side facing Houston Street, and can be accessed through the elevator at Entry 7 or Entry 9. The TV broadcast booths are located on the west side of the stadium.

POSTGAME

At home games, post-game interviews with Texas A&M players and head coach Jimbo Fisher are conducted in a specially equipped interview room at the southeast corner of Kyle Field.

MEDIA WILL CALL

Media will call is located at Entry 7, on the east side of the stadium near the northeast activation tower.

TEXAS A&M ATHLETICS COMMUNICATIONS

ASSOCIATE AD

ALAN CANNON

(interview requests/credentials)

E-MAIL: [acannon@athletics.tamu.edu](mailto:acannon@athletics.tamu.edu)

CELL: (979) 777-4200

DIRECTOR

RACHEL PERREAULT

(game notes, game program)

E-MAIL: [rperreault@athletics.tamu.edu](mailto:rperreault@athletics.tamu.edu)

CELL: (603) 767-6492

ASSOCIATE DIRECTOR

TYLER POUNDS

(stats/flipcard)

E-MAIL: [tpounds@athletics.tamu.edu](mailto:tpounds@athletics.tamu.edu)

CELL: (979) 848-6317

ATH COMM MAILING ADDRESS

TEXAS A&M

ATHLETICS COMMUNICATIONS

1228 TAMU

College Station, TX 77843-1228

ATH COMM OVERNIGHT ADDRESS

TEXAS A&M ATHLETICS

Media Relations

756 Houston St.

College Station, TX 77843



# TEXAS A&M START CHART

## OFFENSE

### QUARTERBACKS

14	Johnson, Max (8/5)	6-6	230	So-1L	Athens, GA
15	Weigman, Conner (8/0)	6-3	215	So-1L	Cypress, TX

### RUNNING BACKS

2	Owens, Rueben (4/2)	6-0	200	Fr-HS	El Campo, TX
24	Crownover, Earnest (2/0)	6-3	235	Gr-3L	Grandview, TX
4	Daniels, Amari (5/0)	5-9	205	Jr-1L	Miami, FL
8	Moss, Le'Veon (4/0)	6-0	210	So-1L	Walker, LA

### OFFENSIVE LINE

71	Bisontis, Chase (9/9)	6-6	320	Fr-HS	Ramsey, NJ
64	Robinson, Layden (31/29)	6-4	315	Gr-4L	Manvel, TX
61	Foster, Bryce (24/6)	6-5	330	So-2L	Katy, TX
54	Nabou Jr., Mark (10/9)	6-4	345	Fr-HS	Lynwood, WA
60	Zuhn III, Trey (20/15)	6-7	315	So-1L	Ft. Collins, CO
78	Crownover, Dametrious (1/0)	6-7	315	So-1L	Grandview, TX
75	Dewberry, Kam (6/0)	6-4	330	So-1L	Humble, TX
76	Fatheree II, Reuben (21/0)	6-8	315	Jr-2L	Richmond, TX
74	Ogunbiyi, Aki (8/0)	6-4	315	Jr-2L	Houston, TX
66	Spasojevic-Moko, Jordan (2/0)	6-6	325	Jr-1L	Brisbane, Australia

### WIDE RECEIVERS

3	Thomas, Noah (10/3)	6-6	200	So-1L	Pearland, TX
0	Smith, Ainiias (32/2)	5-10	200	Gr-4L	Missouri City, TX
9	Walker, Jahdae (3/1)	6-4	210	Jr-TR	Cleveland, OH
7	Muhammad III, Moose (8/0)	6-1	205	Jr-3L	Charlotte, NC
1	Stewart, Evan (15/0)	6-0	175	So-1L	Frisco, TX

### TIGHT ENDS

42	Wright, Max (16/6)	6-4	260	Gr-5L	Katy, TX
19	Johnson, Jake (3/0)	6-6	240	So-1L	Athens, GA
18	Green, Donovan (4/0)	6-4	245	So-1L	Dickinson, TX

## SPECIAL TEAMS

### PLACEKICKER

47	Bond, Randy	5-11	195	Jr-1L	Plano, TX
----	-------------	------	-----	-------	-----------

### PUNTER

95	Constantinou, Nik	6-3	225	Gr-4L	Melbourne, Australia
----	-------------------	-----	-----	-------	----------------------

### HOLDER

## DEFENSE

### DEFENSIVE LINE

10	Diggs, Fadil (17/9)	6-5	260	Jr-3L	East Camden, NJ
3	Jackson, McKinnley (21/16)	6-2	325	Sr-3L	Lucedale, MS
0	Nolen, Walter (11/1)	6-4	290	So-1L	Powell, TN
5	Turner, Shemar (20/14)	6-4	290	Jr-2L	DeSoto, TX
18	Overton, LT (4/0)	6-5	280	Fr-HS	Milton, GA
34	Raikes, Isaiah (5/0)	6-2	320	Jr-3L	Woodbury, NJ
17	Regis, Albert (1/0)	6-2	325	So-1L	LaPorte, TX
4	Stewart, Shemar (6/0)	6-6	285	So-1L	Miramar, FL

### LINEBACKERS

45	Cooper, Edgerrin (18/11)	6-3	230	Jr-3L	Covington, LA
21	York, Taurean (9/9)	6-0	230	Fr-HS	Temple, TX
24	Russell Jr., Chris (12/0)	6-2	235	Sr-4L	Dyersburg, TN

### DEFENSIVE BACKS

14	Thomas, Jayvon (1/1)	6-0	190	Fr-HS	Dallas, TX
16	McCall, Sam (1/1)	6-1	185	So-TR	Lakeland, FL
1	Anderson, Bryce (8/2)	6-0	195	So-1L	Beaumont, TX
2	Mathews, Jacoby (10/7)	6-2	215	So-1L	Ponchatoula, LA
26	Richardson, Demani (52/34)	6-1	215	Sr-4L	Waxahachie, TX
7	Chappell, Tyreek (26/0)	5-11	185	Jr-2L	Philadelphia, PA
28	DeBerry, Josh (7/0)	6-1	180	Gr-TR	Groose Pointe Park, MI
20	Gilbert, Jardin (12/0)	6-1	200	Jr-2L	White Castle, LA
11	Harmon, Deuce (8/0)	5-10	185	So-2L	Corinth, TX
33	Kerr, Jarred (3/0)	6-0	195	So-1L	Lexington, TX

95	Constantinou, Nik	6-3	225	Gr-4L	Melbourne, Australia
----	-------------------	-----	-----	-------	----------------------

### DEEP SNAPPER

48	Graham, Jacob	5-11	220	Jr-2L	Houston, TX
----	---------------	------	-----	-------	-------------

### PUNT RETURNS

0	Smith, Ainiias	5-10	200	Gr-4L	Missouri City, TX
7	Muhammad III, Moose	6-1	205	Jr-3L	Charlotte, NC

### KICK RETURNS

2	Owens, Rueben	6-0	200	Fr-HS	El Campo, TX
---	---------------	-----	-----	-------	--------------

**Bold** indicates player started most recent game; (career starts/consecutive starts)

## PRONUNCIATION GUIDE

Drake <b>BHATIA</b> .....	bot-EE-a
Chase <b>BISONTIS</b> .....	bih-SOHN-tiss
Nana <b>BOADI-OWUSU</b> .....	BOI-dee oh-WOO-sue
Blake <b>BOST</b> .....	boast
Tyreek <b>CHAPPELL</b> .....	shah-PELL
Nik <b>CONSTANTINO</b> .....	con-stan-TEE-new
Raymond <b>COTTRELL</b> .....	cot-TRELL
Jurriente Davis.....	juhr-ON-tay
<b>FADIL</b> Diggs.....	fah-DILL
<b>JARDIN</b> Gilbert.....	jar-din
<b>LE'VEON</b> Moss.....	LEVEE-on
Mark <b>NABOU</b> Jr. ....	nah-BOO

<b>AKI OGUNBIYI</b> .....	ack-EE o-GUN-bee
Isaiah <b>RAIKES</b> .....	rakes
<b>BRAVION</b> Rogers.....	BRAY-vee-on
<b>JADON</b> Scarlett.....	JAY-den
<b>AINIAS</b> Smith.....	uh-NYE-iss
Jordan <b>SPASOJEVIC-MOKO</b> .....	SPAZ-o-vich MO-co
<b>MALICK SYLLA</b> .....	muh-LEEK SILL-uh
<b>SAMU TAMANUPEPE</b> .....	sah-MOO tah-MAH-noo-pep-pay
Conner <b>WEIGMAN</b> .....	WIG-min
<b>ENAI</b> White.....	EE-nye
<b>TAUREAN</b> York.....	TOUR-ee-uhn
Trey <b>ZUHN</b> III.....	zoon

TEXAS A&M 2023 ALPHABETICAL ROSTER

NO.	PLAYER	POS.	HT	WT	CL-EXP	HOMETOWN (HIGH SCHOOL/PREV. SCHOOL)
49	Connor Able	DS	6-3	220	So.-RS	Houston, Texas/Stratford
1	Bryce Anderson	DB	6-0	195	So.-1L	Beaumont, Texas/West Brook
88	Jordan Anthony	WR	5-10	160	So.-TR	Tylertown, Miss./Kentucky
26	David Bailey Jr.	RB	6-0	235	Gr.-TR	Ridgely, Md./Colorado State
79	James Bailey	OL	6-3	310	Fr.-RS	Katy, Texas/Paetow
59	Ty Banco	OL	6-1	295	Fr.-HS	Washington, Pa. / Trinity
93	Drew Beltran	DL	6-1	275	Jr.-SQ	Longview, Texas/Longview
28	Israel Benjamin	RB	5-9	210	Gr.-TR	Phoenix, Ariz./Harvard
52	Naquil Betrand	OL	6-6	340	Fr.-HS	Philadelphia, PA (Northeast)
94	Drake Bhatia	PK	5-7	165	Jr.-SQ	Houston, Texas/Episcopal
71	Chase Bisontis	OL	6-6	320	Fr.-HS	Ramsey, N.J./Don Bosco Prep
90	Nana Boadi-Owusu	LB	6-2	240	Fr.-RS	Arlington, Texas/Martin
47	Randy Bond	PK	5-11	195	Jr.-1L	Plano, Texas/West
23	Blake Bost	QB	6-3	195	Jr.-2L	Groves, Texas/Port Neches-Groves
87	Jacob Brasher	WR	6-1	190	Fr.-RS	Allen, Texas/Allen
25	Dalton Brooks	DB	6-0	195	Fr.-HS	Shiner, Texas / Shiner
99	Gabriel Brownlow-Dindy	DL	6-3	300	Fr.-1L	Lakeland, Fla./Lakeland
84	Blake Buntyn	WR	6-2	190	Fr.-HS	Franklin, Tenn. / Franklin
86	Ryan Burtin	WR	5-8	165	Fr.-HS	Bryan, TX (Brazos Christian)
85	Chase Burton	WR	5-11	175	Fr.-HS	Dallas, Texas/Parish Episcopal
7	Tyreek Chappell	DB	5-11	185	Jr.-2L	Philadelphia, Pa./Northeast
62	Zachary Clay	OL	5-11	235	So.-SQ	Lithia, Fla./Newsome
91	Tommy Colligan	DL	6-2	230	Fr.-HS	San Antonio, Texas / Alamo Heights
95	Nik Constantinou	P	6-3	225	Gr.-4L	Melbourne, Australia/Penleigh & Essendon
45	Edgerrin Cooper	LB	6-3	230	Jr.-3L	Covington, La./Covington
11	Raymond Cottrell	WR	6-3	210	Fr.-HS	Milton, Fla./Milton
27	Ronnie Crosby III	RB	5-9	215	Fr.-HS	DeRidder, La./DeRidder
78	Dametrious Crownover	OL	6-7	315	So.-1L	Grandview, Texas/Grandview
24	Earnest Crownover	RB	6-3	235	Gr.-3L	Grandview, Texas/Kilgore JC
4	Amari Daniels	RB	5-9	205	Jr.-1L	Miami, Fla./Central
22	Jurriente Davis	LB	6-1	235	Gr.-TR	Greensboro, N.C./Jackson State
28	Josh DeBerry	DB	6-1	180	Gr.-TR	Grosse Pointe Park, Mich./Boston College
75	Kam Dewberry	OL	6-4	330	So.-1L	Humble, Texas/Atascocita
10	Fadil Diggs	DL	6-5	260	Jr.-3L	East Camden, N.J./Woodrow Wilson
25	Anthony DiNota	RB	6-0	205	So.-SQ	Frisco, Texas/Frisco
73	Finn Dirstine	OL	6-5	330	Gr.-TR	Acton, Mass./Boston College
55	Hunter Erb	OL	6-6	320	Fr.-RS	Newark, Texas/Eaton
47	Atoa Eskeets	LB	6-0	230	Fr.-RS	Las Vegas, NV (Centennial)
76	Reuben Fatheree II	OL	6-8	315	Jr.-2L	Richmond, Texas/Foster
70	Derek Ferraro	OL	6-6	320	Gr.-TR	Purchase, N.Y./Richmond
89	Nathan Figueroa	TE	6-4	255	Fr.-RS	Brenham, Texas/Faith Academy
80	Dashawn Fillmore	WR	5-11	185	So.-TR	Corpus Christi, TX (John Paul II/Blinn JC)
61	Bryce Foster	OL	6-5	330	So./2L	Katy, Texas/Taylor
82	Fernando Garza III	TE	6-6	250	So.-1L	Katy, Texas/Katy
20	Jardin Gilbert	DB	6-1	200	Jr.-2L	White Castle, La. / University Lab
48	Jacob Graham	DS	5-11	220	Jr.-2L	Houston, Texas/Memorial
18	Donovan Green	TE	6-4	245	So.-1L	Dickinson, Texas/Dickinson
8	Tony Grimes	DB	6-0	190	Sr.-TR	Virginia Beach, Va./North Carolina
51	Levi Hancock	DS	6-2	225	Fr.-RS	Bryan, Texas/Brazos Christian
11	Deuce Harmon	DB	5-10	185	So.-2L	Corinth, Texas/Denton Guyer
40	Martrell Harris, Jr.	LB	6-2	220	So.-1L	The Woodlands, Texas/The Woodlands
16	Jaylen Henderson	QB	6-3	220	So.-TR	Encino, Calif./Fresno State
37	Aidan Herrera	DB	6-0	200	Fr.-RS	San Antonio, Texas/Reagan
13	DJ Hicks	DL	6-5	290	Fr.-HS	Katy, Texas/Paetow
63	Chance Jackson	OL	6-0	295	Fr.-RS	The Woodlands, Texas/College Park
3	McKinley Jackson	DL	6-2	325	Sr.-3L	Lucedale, Miss./George County
96	Nathan Jackson	DL	6-0	275	So.-SQ	Red Oak, Texas/Red Oak
23	Chantz Johnson	LB	6-1	225	Fr.-HS	Fort Pierce, Fla./College Station
19	Jake Johnson	TE	6-6	240	So.-1L	Athens, Ga./Oconee County
32	Jerry Johnson III	RB	6-1	235	Gr.-TR	Port St. Lucie, Fla./Rice
14	Max Johnson	QB	6-6	230	So.-1L	Athens, Ga./LSU
15	Rylan Kennedy	DL	6-4	220	Fr.-HS	Mansfield, Texas/Lake Ridge
33	Jarred Kerr	DB	6-0	195	So.-1L	Lexington, Texas/Lexington
34	Preston Landis	RB	5-11	210	Fr.-TR	Rockwall, Texas/North Texas
54	Danny Lockhart Jr.	LB	5-11	230	Jr.-TR	Redlands, Calif./Ole Miss
83	Andrew Maleski	WR	5-10	175	Fr.-RS	Cypress, Texas/Bridgeland
2	Jacoby Mathews	DB	6-2	215	So.-1L	Ponchatoula, La./Ponchatoula

NO.	PLAYER	POS.	HT	WT	CL-EXP	HOMETOWN (HIGH SCHOOL/PREV. SCHOOL)
12	Sam Mathews	DB	6-3	210	Gr.-2L	League City, Texas/Clear Creek
16	Sam McCall	DB	6-1	185	So.-TR	Lakeland, Fla./Florida State
17	Theo Melin Öhrström	TE	6-6	250	Fr.-1L	Stockholm, Sweden/RIG Academy
52	Andrew Merrick	LB	6-2	220	Jr.-1L	Dallas, Texas/Parish Episcopal
22	Ethan Moczulski	PK	5-11	200	Fr.-RS	Spokane, Wash./Mt. Spokane
8	Le'Veon Moss	RB	6-0	210	So.-1L	Walker, La./Istrouma College Prep
7	Moose Muhammad III	WR	6-1	205	Jr.-3L	Charlotte, N.C./Myers Park
54	Mark Nabou Jr.	OL	6-4	325	Fr.-1L	Lynnwood, Wash./O'Dea
0	Walter Nolen	DL	6-4	290	So.-1L	Powell, Tenn./Powell
21	Dallas Novicke	QB	6-0	200	Fr.-RS	East Bernard, Texas/East Bernard
74	Aki Ogunbiyi	OL	6-4	315	Jr.-2L	Houston, Texas/Kempner
18	LT Overton	DL	6-5	265	So.-1L	Milton, Ga./Milton
95	Micaiah Overton	DL	6-4	300	Gr.-RS	Bessemer, Ala./Liberty
2	Rueben Owens	RB	6-0	200	Fr.-HS	El Campo, Texas/El Campo
97	Alessandro Perez	DL	6-3	210	Fr.-HS	Georgetown, Texas/East View
6	Jaden Platt	TE	6-5	245	Fr.-HS	Haslet, Texas/Eaton
94	Cody Polk	DL	6-8	240	Fr.-RS	Dallas, Texas/Trinity Christian Academy
34	Isaiah Raikes	DL	6-2	320	Jr.-3L	Woodbury, N.J./St. Augustine Prep
10	Marcel Reed	QB	6-2	180	Fr.-HS	Nashville, Tenn./Montgomery Bell Academy
17	Albert Regis	DL	6-2	325	So.-1L	La Porte, Texas/La Porte
26	Demani Richardson	DB	6-1	215	Sr.-4L	Waxahachie, Texas/Waxahachie
42	Kent Robinson	DB	5-10	175	Fr.-SQ	Grand Prairie, Texas/South Grand Prairie
64	Layden Robinson	OL	6-4	315	Gr.-4L	Manvel, Texas/Manvel
19	Bravion Rogers	DB	6-0	180	Fr.-HS	La Grange, Texas/La Grange
30	JR Rosenberg	DB	5-10	210	Fr.-HS	Sarasota, Fla./Cardinal Mooney
24	Chris Russell Jr.	LB	6-2	235	Sr.-4L	Dyersburg, Tenn./Dyersburg
20	Johnny Ryder	QB	6-1	195	Fr.-RS	Granger, Texas/Granger
56	John Sabra	OL	6-2	330	Sr.-SQ	Magnolia, Texas/Magnolia
39	Sam Salz	RB	5-6	155	Jr.-SQ	Philadelphia, Pa./Kohélet Yeshiva
27	Daymion Sanford	LB	6-2	225	Fr.-HS	Katy, Texas/Paetow
53	Jadon Scarlett	DL	6-2	285	Fr.-HS	Argyle, Texas/Argyle
67	TJ Shanahan	OL	6-4	315	Fr.-HS	Austin, Texas/Westlake
33	Charles Shelling	RB	5-10	210	Jr.-RS	Missouri City, Texas/Cisco JC
50	Jaxson Slanker	LB	6-0	215	Fr.-RS	College Station, Texas/College Station
0	Ainias Smith	WR	5-10	200	Gr.-4L	Missouri City, Texas/Fort Bend Dulles
38	Will Smoot	DB	5-11	190	Gr.-1L	Houston, Texas/Kingwood Park
66	Jordan Spasojevic-Moko	OL	6-6	325	Fr.-HS	Brisbane, Australia/Snow College
87	Keith Steptoe	DB	6-0	195	Jr.-SQ	Navasota, Texas/Navasota
1	Evan Stewart	WR	6-0	175	So.-1L	Memphis, Tenn./Liberty [TX]
4	Shemar Stewart	DL	6-6	285	So.-1L	Miramar, Fla./Monsignor Pace Academy
68	Remington Strickland	OL	6-4	300	So.-1L	Sugar Land, Texas/Fort Bend Christian
31	Caleb Surber	DB	6-0	175	So.-SQ	Fair Oaks Ranch, Texas/Boerne-Champion
92	Malick Sylla	DL	6-6	240	So.-1L	Katy, Texas/Katy
88	Samu Taumanupepe	DL	6-3	380	Fr.-HS	Humble, Texas/Atascocita
9	Bobby Taylor	DB	6-1	185	Fr.-RS	Katy, Texas/Katy
13	Micah Tease	WR	6-0	180	Fr.-HS	Tulsa, Okla./Booker T. Washington
14	Jayvon Thomas	DB	6-0	190	Fr.-HS	Dallas, Texas/South Oak Cliff
3	Noah Thomas	WR	6-6	200	So.-1L	Pearland, Texas/Clear Springs
77	Colton Thomasson	OL	6-8	320	Fr.-HS	Spring Branch, Texas/Smithson Valley
58	Garrett Townsend	DS	6-0	245	Gr.-SQ	Houston, Texas/Cypress Christian
32	Aaron Trevino	DB	5-8	180	Fr.-RS	La Feria, Texas/La Feria
51	Kason Tullis	LB	6-1	220	So.-SQ	Spring, Texas/Klein Oak
36	Truette Tumey	P	6-2	185	So.-SQ	Houston, Texas/Furman
81	Pierce Turner	WR	6-3	195	Fr.-RS	Austin, Texas/Westlake
5	Shemar Turner	DL	6-4	290	Jr.-2L	DeSoto, Texas/DeSoto
41	Jalen Waddy	LB	6-0	230	Jr.-RS	Houston, Texas/Blinn College
9	Jahdae Walker	WR	6-4	210	Jr.-TR	Cleveland, Ohio/Grand Valley State
36	Kyle Walsh	DB	6-0	200	Fr.-RS	College Station, Texas/College Station
15	Conner Weigman	QB	6-3	215	So.-1L	Cypress, Texas/Bridgeland
6	Enai White	DL	6-5	240	So.-1L	Philadelphia, Pa./Imhotep
37	Tyler White	P	6-4	215	Fr.-HS	Southlake, Texas/Carroll
35	Isaiah Willis	DB	6-0	205	Fr.-RS	Sunnyvale, Texas/Sunnyvale
42	Max Wright	TE	6-4	260	Gr.-5L	Katy, Texas/Taylor
21	Taurean York	LB	6-0	230	Fr.-HS	Temple, Texas/Temple
39	Blair Zepeda	PK	5-11	220	Gr.-TR	Richardson, Texas/ACU
43	Alex Zettler	DB	6-0	200	Gr.-2L	West Jordan, Utah/Brighton
60	Trey Zuhn III	OL	6-7	315	So.-1L	Fort Collins, Colo./Fossil Ridge



# TEXAS A&M 2023 NUMERICAL ROSTER

NO.	PLAYER	POS.	HT	WT	CL-EXP	HOMETOWN (HIGH SCHOOL/PREV. SCHOOL)
0	Walter Nolen	DL	6-4	290	So.-1L	Powell, Tenn./Powell
0	Ainias Smith	WR	5-10	200	Gr.-4L	Missouri City, Texas/Fort Bend Dulles
1	Bryce Anderson	DB	6-0	195	So.-1L	Beaumont, Texas/West Brook
1	Evan Stewart	WR	6-0	175	So.-1L	Memphis, Tenn./Liberty [TX]
2	Jacoby Mathews	DB	6-2	215	So.-1L	Ponchatoula, La./Ponchatoula
2	Rueben Owens	RB	6-0	200	Fr.-HS	El Campo, Texas/El Campo
3	McKinnley Jackson	DL	6-2	325	Sr.-3L	Lucedale, Miss./George County
3	Noah Thomas	WR	6-6	200	So.-1L	Pearland, Texas/Clear Springs
4	Amari Daniels	RB	5-9	205	Jr.-1L	Miami, Fla./Central
4	Shemar Stewart	DL	6-6	285	So.-1L	Miramar, Fla./Monsignor Pace Academy
5	Shemar Turner	DL	6-4	290	Jr.-2L	DeSoto, Texas/DeSoto
6	Jaden Platt	TE	6-5	245	Fr.-HS	Haslet, Texas/Eaton
6	Enai White	DL	6-5	240	So.-1L	Philadelphia, Pa./Imhotep
7	Tyreek Chappell	DB	5-11	185	Jr.-2L	Philadelphia, Pa./Northeast
7	Moose Muhammad III	WR	6-1	205	Fr.-HS	Charlotte, N.C./Myers Park
8	Tony Grimes	DB	6-0	190	Sr.-TR	Virginia Beach, Va./North Carolina
8	Le'Veon Moss	RB	6-0	210	So.-1L	Walker, La./Istrouma College Prep
9	Bobby Taylor	DB	6-1	185	Fr.-RS	Katy, Texas/Katy
9	Jahdae Walker	WR	6-4	210	Jr.-TR	Cleveland, Ohio/Grand Valley State
10	Fadil Diggs	DL	6-5	260	Jr.-3L	East Camden, N.J./Woodrow Wilson
10	Marcel Reed	QB	6-2	180	Fr.-HS	Nashville, Tenn./Montgomery Bell Academy
11	Raymond Cottrell	WR	6-3	210	Fr.-HS	Milton, Fla./Milton
11	Deuce Harmon	DB	5-10	185	So.-2L	Corinth, Texas/Denton Guyer
12	Sam Mathews	DB	6-3	210	Gr.-2L	League City, Texas/Clear Creek
13	DJ Hicks	DL	6-5	290	Fr.-HS	Katy, Texas/Paetow
13	Micah Tease	WR	6-0	180	Fr.-HS	Tulsa, Okla./Booker T. Washington
14	Max Johnson	QB	6-6	230	So.-1L	Athens, Ga./LSU
14	Jayvon Thomas	DB	6-0	190	Fr.-HS	Dallas, Texas/South Oak Cliff
15	Rylan Kennedy	DL	6-4	220	Fr.-HS	Mansfield, Texas/Lake Ridge
15	Conner Weigman	QB	6-3	215	So.-1L	Cypress, Texas/Bridgeland
16	Jaylen Henderson	QB	6-3	220	So.-TR	Encino, Calif./Fresno State
16	Sam McCall	DB	6-1	185	So.-TR	Lakeland, Fla./Florida State
17	Theo Melin Öhrström	TE	6-6	250	Fr.-1L	Stockholm, Sweden/RIG Academy
17	Albert Regis	DL	6-2	325	So.-1L	La Porte, Texas/La Porte
18	Donovan Green	TE	6-4	245	So.-1L	Dickinson, Texas/Dickinson
18	LT Overton	DL	6-5	265	So.-1L	Milton, Ga./Milton
19	Jake Johnson	TE	6-6	240	So.-1L	Athens, Ga./Oconee County
19	Bravion Rogers	DB	6-0	180	Fr.-HS	La Grange, Texas/La Grange
20	Jardin Gilbert	DB	6-1	200	Jr.-2L	White Castle, La./University Lab
20	Johnny Ryder	QB	6-1	195	Fr.-RS	Granger, Texas/Granger
21	Dallas Novicke	QB	6-0	200	Fr.-RS	East Bernard, Texas/East Bernard
21	Taurean York	LB	6-0	230	Fr.-HS	Temple, Texas/Temple
22	Jurriente Davis	LB	6-1	235	Gr.-TR	Greensboro, N.C./Jackson State
22	Ethan Moczulski	PK	5-11	200	Fr.-RS	Spokane, Wash./Mt. Spokane
23	Blake Bost	QB	6-3	195	Jr.-2L	Groves, Texas/Port Neches-Groves
23	Chantz Johnson	LB	6-1	225	Fr.-HS	Fort Pierce, Fla./College Station
24	Earnest Crownover	RB	6-3	235	Gr.-3L	Grandview, Texas/Kilgore JC
24	Chris Russell Jr.	LB	6-2	235	Sr.-4L	Dyersburg, Tenn./Dyersburg
25	Dalton Brooks	DB	6-0	195	Fr.-HS	Shiner, Texas/Shiner
25	Anthony DiNota	RB	6-0	205	So.-SQ	Frisco, Texas/Frisco
26	David Bailey Jr.	RB	6-0	235	Gr.-TR	Ridgely, Md./Colorado State
26	Demani Richardson	DB	6-1	215	Sr.-4L	Waxahachie, Texas/Waxahachie
27	Ronnie Crosby III	RB	5-9	215	Fr.-HS	DeRidder, La./DeRidder
27	Daymion Sanford	LB	6-2	225	Fr.-HS	Katy, Texas/Paetow
28	Israel Benjamin	RB	5-9	210	Gr.-TR	Phoenix, Ariz./Harvard
28	Josh DeBerry	DB	6-1	180	Gr.-TR	Grosse Pointe Park, Mich./Boston College
30	JR Rosenberg	DB	5-10	210	Fr.-HS	Sarasota, Fla./Cardinal Mooney
31	Caleb Surber	DB	6-0	175	So.-SQ	Fair Oaks Ranch, Texas/Boerne-Champion
32	Jerry Johnson III	RB	6-1	235	Gr.-TR	Port St. Lucie, Fla./Rice
32	Aaron Trevino	DB	5-8	180	Fr.-RS	La Feria, Texas/La Feria
33	Jarred Kerr	DB	6-0	195	So.-1L	Lexington, Texas/Lexington
34	Preston Landis	RB	5-11	210	Fr.-TR	Rockwall, Texas/North Texas
34	Isaiah Raikes	DL	6-2	320	Jr.-3L	Woodbury, N.J./St. Augustine Prep
35	Isaiah Willis	DB	6-0	205	Fr.-RS	Sunnyvale, Texas/Sunnyvale
36	Truette Tumey	P	6-2	185	So.-SQ	Houston, Texas/Furman
36	Kyle Walsh	DB	6-0	200	Fr.-RS	College Station, Texas/College Station

NO.	PLAYER	POS.	HT	WT	CL-EXP	HOMETOWN (HIGH SCHOOL/PREV. SCHOOL)
37	Aidan Herrera	DB	6-0	200	Fr.-RS	San Antonio, Texas/Reagan
37	Tyler White	P	6-4	215	Fr.-HS	Southlake, Texas/Carroll
38	Will Smoot	DB	5-11	190	Gr.-1L	Houston, Texas/Kingwood Park
39	Sam Salz	RB	5-6	155	Jr.-SQ	Philadelphia, Pa./Kohelet Yeshiva
39	Blair Zepeda	PK	5-11	220	Gr.-TR	Richardson, Texas/ACU
40	Martrell Harris, Jr.	LB	6-2	220	So.-1L	The Woodlands, Texas/The Woodlands
42	Kent Robinson	DB	5-10	175	Fr.-SQ	Grand Prairie, Texas/South Grand Prairie
42	Max Wright	TE	6-4	260	Gr.-5L	Katy, Texas/Taylor
43	Alex Zettler	DB	6-0	200	Gr.-2L	West Jordan, Utah/Brighton
45	Edgerrin Cooper	LB	6-3	230	Jr.-3L	Covington, La./Covington
47	Randy Bond	PK	5-11	195	Jr.-1L	Plano, Texas/West
47	Atoa Eskeets	LB	6-0	230	Fr.-RS	Las Vegas, NV (Centennial)
48	Jacob Graham	DS	5-11	220	Jr.-2L	Houston, Texas/Memorial
49	Connor Able	DS	6-3	220	So.-RS	Houston, Texas/Stratford
50	Jaxson Slanker	LB	6-0	215	Fr.-RS	College Station, Texas/College Station
51	Levi Hancock	DS	6-2	225	Fr.-RS	Bryan, Texas/Brazos Christian
51	Kason Tullos	LB	6-1	220	So.-SQ	Spring, Texas/Klein Oak
52	Naquil Betrand	OL	6-6	340	Fr.-HS	Philadelphia, PA (Northeast)
52	Andrew Merrick	LB	6-2	220	Jr.-1L	Dallas, Texas/Parish Episcopal
53	Jadon Scarlett	DL	6-2	285	Fr.-HS	Argyle, Texas/Argyle
54	Danny Lockhart Jr.	LB	5-11	230	Jr.-TR	Redlands, Calif./Ole Miss
54	Mark Nabou Jr.	OL	6-4	325	Fr.-1L	Lynnwood, Wash./O'Dea
55	Hunter Erb	OL	6-6	320	Fr.-RS	Newark, Texas/Eaton
56	John Sabra	OL	6-2	330	Sr.-SQ	Magnolia, Texas/Magnolia
58	Garrett Townsend	DS	6-0	245	Gr.-SQ	Houston, Texas/Cypress Christian
59	Ty Banco	OL	6-1	295	Fr.-HS	Washington, Pa./Trinity
60	Trey Zuhn III	OL	6-7	315	So.-1L	Fort Collins, Colo./Fossil Ridge
61	Bryce Foster	OL	6-5	330	So.-2L	Katy, Texas/Taylor
62	Zachary Clay	OL	5-11	235	So.-SQ	Lithia, Fla./Newsome
63	Chance Jackson	OL	6-0	295	Fr.-RS	The Woodlands, Texas/College Park
64	Layden Robinson	OL	6-4	315	Gr.-4L	Manvel, Texas/Manvel
66	Jordan Spasojevic-Moko	OL	6-6	325	Jr.-1L	Brisbane, Australia/Snow College
67	TJ Shanahan	OL	6-4	315	Fr.-HS	Austin, Texas/Westlake
68	Remington Strickland	OL	6-4	300	So.-1L	Sugar Land, Texas/Fort Bend Christian
70	Derek Ferraro	OL	6-6	320	Gr.-TR	Purchase, N.Y./Richmond
71	Chase Bisontis	OL	6-6	320	Fr.-HS	Ramsey, N.J./Don Bosco Prep
73	Finn Dirstine	OL	6-5	330	Gr.-TR	Acton, Mass./Boston College
74	Aki Ogunbiyi	OL	6-4	315	Jr.-2L	Houston, Texas/Kempner
75	Kam Dewberry	OL	6-4	330	So.-1L	Humble, Texas/Atascocita
76	Reuben Fatheree II	OL	6-8	315	Jr.-2L	Richmond, Texas/Foster
77	Colton Thomasson	OL	6-8	320	Fr.-HS	Spring Branch, Texas/Smithson Valley
78	Dametrious Crownover	OL	6-7	315	So.-1L	Grandview, Texas/Grandview
79	James Bailey	OL	6-3	310	Fr.-RS	Katy, Texas/Paetow
80	Dashawn Fillmore	WR	5-11	185	So.-TR	Corpus Christi, TX (John Paul II/Blinn JC)
81	Pierce Turner	WR	6-3	195	Fr.-RS	Austin, Texas/Westlake
82	Fernando Garza III	TE	6-6	250	So.-1L	Katy, Texas/Katy
83	Andrew Maleski	WR	5-10	175	Fr.-RS	Cypress, Texas/Bridgeland
84	Blake Buntyn	WR	6-2	190	Fr.-HS	Franklin, Tenn./Franklin
85	Chase Burton	WR	5-11	175	Fr.-HS	Dallas, Texas/Parish Episcopal
86	Ryan Burtin	WR	5-8	165	Fr.-HS	Bryan, TX (Brazos Christian)
87	Jacob Brasher	WR	6-1	190	Fr.-RS	Allen, Texas/Allen
87	Keith Steptoe	DB	6-0	195	Jr.-SQ	Navasota, Texas/Navasota
88	Jordan Anthony	WR	5-10	160	So.-TR	Tylertown, Miss./Kentucky
88	Samu Taumanupepe	DL	6-3	380	Fr.-HS	Humble, Texas/Atascocita
89	Nathan Figueroa	TE	6-4	255	Fr.-RS	Brenham, Texas/Faith Academy
90	Nana Boadi-Owusu	LB	6-2	240	Fr.-RS	Arlington, Texas/Martin
91	Tommy Colligan	DL	6-2	230	Fr.-HS	San Antonio, Texas/Alamo Heights
92	Malick Sylla	DL	6-6	240	So.-1L	Katy, Texas/Katy
93	Drew Beltran	DL	6-1	275	Jr.-SQ	Longview, Texas/Longview
94	Drake Bhatia	PK	5-7	165	Jr.-SQ	Houston, Texas/Episcopal
94	Cody Polk	DL	6-8	240	Fr.-RS	Dallas, Texas/Trinity Christian Academy
95	Nik Constantinou	P	6-3	225	Gr.-4L	Melbourne, Australia/Penleigh & Essendon
95	Micaiah Overton	DL	6-4	300	Gr.-RS	Bessemer, Ala./Liberty
96	Nathan Jackson	DL	6-0	275	So.-SQ	Red Oak, Texas/Red Oak
97	Alessandro Perez	DL	6-3	210	Fr.-HS	Georgetown, Texas/East View
99	Gabriel Brownlow-Dindy	DL	6-3	300	Fr.-1L	Lakeland, Fla./Lakeland

## LAST 10 SINGLE-GAME PERFORMANCES

### 10+ TACKLES GAME

PLAYER	DATE	OPP.	TACKLES
Edgerrin Cooper	Oct. 7, 2023	Alabama	11
Taurean York	Sept. 23, 2023	Auburn	11
Josh DeBerry	Sept. 2, 2023	New Mexico	10
Antonio Johnson	Nov. 26, 2022	LSU	10
Demani Richardson	Nov. 26, 2022	LSU	10
Antonio Johnson	Nov. 12, 2022	@ Auburn	10
Jacoby Mathews	Nov. 5, 2022	Florida	15
Jarred Kerr	Nov. 5, 2022	Florida	10
McKinnley Jackson	Oct. 29, 2022	Ole Miss	12
Demani Richardson	Oct. 8, 2022	@ Alabama	12

### 300-YARD PASSING GAME

PLAYER	DATE	OPP.	PASS YDS
Max Johnson	Nov. 4, 2023	@ Ole Miss	305
Conner Weigman	Sept. 16, 2023	ULM	337
Conner Weigman	Sept. 9, 2023	@ Miami	336
Conner Weigman	Oct. 29, 2022	Ole Miss	338
Haynes King	Sept. 3, 2022	Sam Houston	364
Kellen Mond	Oct. 10, 2020	Florida	338
Kellen Mond	Oct. 3, 2020	@ Alabama	318
Kellen Mond	Sept. 21, 2019	Auburn	335
Kellen Mond	Sept. 14, 2019	Lamar	317
Kellen Mond	Oct. 13, 2018	@ South Carolina	353

### 100-YARD RUSHING GAME

PLAYER	DATE	OPP.	RUSH YDS
Le'Veon Moss	Sept. 30, 2023	vs. Arkansas	107
De'Von Achane	Nov. 26, 2022	LSU	215
De'Von Achane	Nov. 5, 2022	Florida	122
De'Von Achane	Oct. 29, 2022	Ole Miss	138
De'Von Achane	Oct. 1, 2022	@ Mississippi State	111
De'Von Achane	Sept. 24, 2022	vs. Arkansas	159
De'Von Achane	Nov. 13, 2021	@ Ole Miss	110
Isaiah Spiller	Nov. 6, 2021	Auburn	112
De'Von Achane	Oct. 23, 2021	South Carolina	154
Isaiah Spiller	Oct. 23, 2021	South Carolina	102

### 100-YARD RECEIVING GAME

PLAYER	DATE	OPP.	REC YDS
Jahdae Walker	Nov. 4, 2023	@ Ole Miss	100
Ainias Smith	Oct. 28, 2023	South Carolina	118
Ainias Smith	Sept. 16, 2023	ULM	127
Jahdae Walker	Sept. 16, 2023	ULM	110
Evan Stewart	Sept. 9, 2023	@ Miami	142
Evan Stewart	Sept. 2, 2023	New Mexico	115
Evan Stewart	Nov. 5, 2022	Florida	120
Moose Muhammad III	Oct. 29, 2022	Ole Miss	112
Evan Stewart	Oct. 8, 2022	@ Alabama	106
Moose Muhammad III	Oct. 1, 2022	@ Mississippi State	119

### 10+ RECEPTIONS GAME

PLAYER	DATE	OPP.	REC
Evan Stewart	Sept. 9, 2023	@ Miami	11
Christian Kirk	Dec. 29, 2017	N Wake Forest	13
Jhamon Ausbon	Dec. 29, 2017	N Wake Forest	12
Josh Reynolds	Dec. 28, 2016	N Kansas State	12
Christian Kirk	Oct. 1, 2016	@ South Carolina	12
Christian Kirk	Dec. 30, 2015	N Louisville	10
Josh Reynolds	Dec. 30, 2015	N Louisville	11
Speedy Noil	Oct. 11, 2014	Ole Miss	11
Ricky Seals-Jones	Oct. 4, 2014	@ Mississippi State	10
Malcome Kennedy	Aug. 28, 2014	@ South Carolina	14

### 200+ ALL-PURPOSE YARDS GAME

PLAYER	DATE	OPP.	A-P YDS
Ainias Smith	Sept. 30, 2023	vs. Arkansas	202
De'Von Achane	Oct. 1, 2022	@ Mississippi State	208
Isaiah Spiller	Nov. 2, 2019	UTSA	224
Trayveon Williams	Dec. 31, 2018	N NC State	241
Trayveon Williams	Nov. 10, 2018	Ole Miss	243
Trayveon Williams	Oct. 6, 2018	Kentucky	210
Trayveon Williams	Aug. 30, 2018	Northwestern State	242
Christian Kirk	Dec. 29, 2017	N Wake Forest	219
Christian Kirk	Nov. 11, 2017	New Mexico	210
Trayveon Williams	Nov. 4, 2017	Auburn	233



## LAST TIME ...

### ONE 100-YARD RUSHER

by A&M.....107, Le'Veon Miss vs. Arkansas (Sept. 30, 2023)  
by Opp. ....102, Quinshon Judkins of Ole Miss (Nov. 4, 2023)

### TWO 100-YARD RUSHERS

by A&M.....154, De'Von Achane vs. South Carolina (Oct. 23, 2021)  
102, Isaiah Spiller vs. South Carolina (Oct. 23, 2021)  
by Opp. ....121, Tank Bigsby of Auburn (Nov. 12, 2022)  
121, Jarquez Hunter of Auburn (Nov. 12, 2022)

### 200-YARD RUSHER

by A&M.....215, De'Von Achane vs. LSU (Nov. 26, 2022)  
by Opp. ....205, Quinshon Judkins of Ole Miss (Oct. 29, 2022)

### 60-YARD RUSH PLAY

by A&M.....79, Amari Daniels vs. Auburn (Sept. 23, 2023)  
by Opp. ....61, Quinshon Judkins of Ole Miss (Oct. 29, 2022)

### THREE-OR-MORE RUSHING TDs

by A&M.....3, Isaiah Spiller vs. UTSA (Nov. 2, 2019)  
by Opp. ....3, Quinshon Judkins of Ole Miss (Nov. 5, 2023)

### TEAM RUSHED FOR 300 YARDS

by A&M.....303 vs. Kent State (Sept. 4, 2021)  
by Opp. ....390 by Ole Miss (Oct. 29, 2022)

### TEAM RUSHED FOR LESS THAN 100 YARDS

by A&M.....67 vs. Alabama (Oct. 7, 2023)  
by Opp. ....33 by South Carolina (Oct. 28, 2023)

### 300-YARD PASSER

by A&M.....305, Max Johnson at Ole Miss (Nov. 4, 2023)  
by Opp. ....387, Jaxson Dart of Ole Miss (Nov. 4, 2023)

### 400-YARD PASSER

by A&M.....430, Kellen Mond vs. Clemson (Sept. 8, 2018)  
by Opp. ....408, Will Rogers of Mississippi State (Oct. 2, 2021)

### SCORED ON OVER A 50-YARD PASS PLAY

by A&M.....66 yds, Yulkeith Brown from Haynes King vs. Sam Houston (Sept. 3, 2022)  
63 yds, Aini Smith from Haynes King vs. Sam Houston (Sept. 3, 2022)  
by Opp. ....52, Isaiah Bond from Jalen Milroe of Alabama (Oct. 7, 2023)

### 30 PASS COMPLETIONS

by A&M.....31, Max Johnson at Ole Miss (Nov. 4, 2023)  
by Opp. ....31, Will Rogers of Mississippi State (Oct. 1, 2022)

### 40 PASS ATTEMPTS

by A&M.....42, Max Johnson at Ole Miss (Nov. 4, 2023)  
by Opp. ....45, Will Rogers of Mississippi State (Oct. 1, 2022)

### THREE TD PASSES

by A&M.....3, Haynes King vs. Sam Houston (Sept. 3, 2022)  
by Opp. ....3, Jalen Milroe of Alabama (Oct. 7, 2023)

### FOUR-OR-MORE TD PASSES

by A&M.....5, Conner Weigman vs. New Mexico (Sept. 2, 2023)  
by Opp. ....4, Kyle Trask of Florida (Oct. 10, 2020)

### 100-YARD RECEIVER

by A&M.....100, Jahdae Walker at Ole Miss (Nov. 4, 2023)  
by Opp. ....213, Tre Harris of Ole Miss (Nov. 4, 2023)

### TWO 100-YARD RECEIVERS

by A&M.....127, Aini Smith vs. ULM (Sept. 16, 2023)  
110, Jahdae Walker vs. ULM (Sept. 16, 2023)

### 10-OR-MORE RECEPTIONS

by A&M.....11, Evan Stewart at Miami (Sept. 9, 2023)  
by Opp. ....11, Tre Harris of Ole Miss (Nov. 4, 2023)

### 10-OR-MORE RECEIVERS

by A&M.....10 vs. Arkansas (Sept. 30, 2023)  
by Opp. ....11 by Auburn (Sept. 23, 2023)

### FOUR FIELD GOALS

by A&M.....4, Randy Bond vs. ULM (Sept. 16, 2023)  
by Opp. ....4, Rodrigo Blankenship of Georgia (Nov. 23, 2019)

### 50-YARD FIELD GOAL

by A&M.....52, Randy Bond vs. South Carolina (Oct. 28, 2023)  
by Opp. ....52 and 50, Cam Little of Arkansas (Sept. 30, 2023)

### 60-YARD FIELD GOAL

by A&M.....62, Terence Kitchens vs. Southern Miss (Sept. 25, 1999)

### RECORDED A BLOCKED PUNT

by A&M.....Jahdae Walker at Miami (1st Qtr) (Sept. 9, 2023)  
by Opp. ....Joshua Simon of South Carolina (3rd Qtr) (Oct. 28, 2023)

### RECORDED A BLOCKED FIELD GOAL ATTEMPT

by A&M.....Shemar Turner at Ole Miss (2nd Qtr) (Nov. 4, 2023)  
by Opp. ....Zxavian Harris of Ole Miss (4th Qtr) (Nov. 4, 2023)

### A BLOCKED FIELD GOAL WAS RETURNED FOR A TD

by A&M.....75 yards, Jacoby Mathews at Ole Miss (Nov. 4, 2023)

### A KICKOFF WAS RETURNED FOR A TD

by A&M.....95 yards, De'Von Achane vs. App State (Sept. 10, 2022)  
by Opp. ....98 yards, Brashard Smith of Miami (Sept. 9, 2023)

### OPENING KICKOFF WAS RETURNED FOR A TD

by A&M.....100 yards, Jashaun Corbin vs. Arkansas (Sept. 29, 2018)  
by Opp. ....100 yards, Xavier Legette of South Carolina (Oct. 22, 2022)

### PUNT RETURN FOR A TD

by A&M.....82 yards, Aini Smith vs. Arkansas (Sept. 30, 2023)  
by Opp. ....39 yards, Dee Williams of Tennessee (Oct. 14, 2023)

### BLOCKED PUNT RETURN FOR A TD

by A&M.....Charles Oliver vs. Wake Forest, 0 yards (Dec. 29, 2017)  
by Opp. ....King Mwikuta of Alabama, 0 yards (Oct. 9, 2021)

### INTERCEPTION RETURNED FOR A TD

by A&M.....Chris Russell Jr. vs. Arkansas, 16 yds (Sept. 30, 2023)  
by Opp. ....Lorando Johnson of Arkansas, 20 yds (Sept. 30, 2023)

### FUMBLE RECOVERY FOR A TD

by A&M.....Demani Richardson vs. LSU, 27 yards (Nov. 26, 2022)  
by Opp. ....Eugene Asante of Auburn, 67 yards (Sept. 23, 2023)

### A TEAM SCORED A SAFETY

by A&M.....vs. Alabama in College Station (Oct. 7, 2017)  
(Gillaspia blocked punt out of endzone)  
by Opp. ....by Alabama in College Station (Oct. 7, 2023)  
(tackle in the end zone)

## OVERTIME HISTORY

(14-6 OVERALL, 9-3 HOME, 1-2 AWAY, 4-1 NEUTRAL)

Nov. 1, 1997	A&M 28, Oklahoma State 25	1 OT	College Station
Dec. 5, 1998	A&M 36, Kansas State 33	2 OT	St. Louis (Big 12 Championship)
Dec. 31, 2000	Mississippi State 43, A&M 41	1 OT	Shreveport, La. (Independence Bowl)
Oct. 5, 2002	Texas Tech 48, A&M 47	1 OT	College Station
Nov. 16, 2002	Missouri 33, A&M 27	2 OT	College Station
Oct. 23, 2004	A&M 29, Colorado 26	1 OT	College Station
Oct. 30, 2004	Baylor 35, A&M 34	1 OT	Waco, Texas
Nov. 13, 2004	A&M 32, Texas Tech 25	1 OT	College Station
Oct. 1, 2005	A&M 16, Baylor 13	1 OT	College Station
Oct. 21, 2006	A&M 34, Oklahoma State 33	1 OT	Stillwater, Okla.
Sept. 8, 2007	A&M 47, Fresno State 45	3 OT	College Station
Oct. 29, 2011	Missouri 38, A&M 31	1 OT	College Station
Nov. 11, 2011	Kansas State 53, A&M 50	4 OT	Manhattan, Kan.
Sept. 27, 2014	A&M 35, Arkansas 28	1 OT	Arlington, Texas
Sept. 26, 2015	A&M 28, Arkansas 21	1 OT	Arlington, Texas
Sept. 3, 2016	A&M 31, UCLA 24	1 OT	College Station
Oct. 8, 2016	A&M 45, Tennessee 38	2 OT	College Station
Sept. 23, 2017	A&M 50, Arkansas 43	1 OT	Arlington, Texas
Oct. 6, 2018	A&M 20, Kentucky 14	1 OT	College Station
Nov. 22, 2018	A&M 74, LSU 72	7 OT	College Station

INDIVIDUAL 2023 SEASON & CAREER HIGHS

OFFENSE

#19 - JAKE JOHNSON

6 vs. ULM.....	Rec.	6 vs. ULM, 2023
45 vs. Alabama.....	Rec. Yds	45 vs. Alabama, 2023
1, 3x, last at Ole Miss.....	Rec. TDs	1, 3x, last at Ole Miss, 2023
22, 2x, last vs. Alabama.....	Long Play	22, 2x, last vs. Alabama, 2023

#7 - MOOSE MUHAMMAD III

4 vs. ULM.....	Rec.	8 vs. Ole Miss, 2022
49 vs. Alabama.....	Rec. Yds	119 at Mississippi State, 2022
1 vs. New Mexico.....	Rec. TDs	1, 9x, last vs. New Mexico, 2023
31 vs. Alabama.....	Long Play	45 vs. UMass, 2022

#1 - EVAN STEWART

11 at Miami.....	Rec.	11 at Miami 2023
142 at Miami.....	Rec. Yds	142 at Miami 2023
2 vs. New Mexico.....	Rec. TDs	2 vs. New Mexico, 2023
44 at Miami.....	Long Play	44 at Miami 2023

#3 - NOAH THOMAS

6 vs. New Mexico.....	Rec.	6 vs. New Mexico, 2023
75 at Tennessee.....	Rec. Yds	75 at Tennessee, 2023
3 vs. New Mexico.....	Rec. TDs	3 vs. New Mexico, 2023
34 vs. New Mexico.....	Long Play	34 vs. New Mexico, 2023

#9 - JAHDAAE WALKER

.....	Rec.	8 at Ole Miss, 2023
.....	Rec. Yds	110 vs. ULM, 2023
.....	Rec. TDs	1 vs. ULM, 2023
.....	Long Play	37 vs. ULM, 2023

#0 - AINIAS SMITH

7 vs. ULM.....	Rec.	8 vs. Kent State, 2021
127 vs. ULM.....	Rec. Yds	164 vs. Sam Houston, 2022
1 vs. South Carolina.....	Rec. TDs	2, 5x, last vs. Sam Houston, 2022
42 vs. South Carolina.....	Long Play	63 vs. Sam Houston, 2022
2 vs. ULM.....	Rushes	10, 2x, last at Miss. State, 2020
5 vs. ULM.....	Rush Yds	70 at Tennessee, 2020
n/a.....	Rush TD	1, 4x, lastat Tennessee, 2020
11 at Ole Miss.....	Long Play	38 at Tennessee, 2020

#4 - AMARI DANIELS

18 at Miami.....	Rush	18 at Miami 2023
85 vs. Auburn.....	Rush Yds	85 vs. Auburn, 2023
1, 4x, last at Ole Miss.....	Rush TDs	1, 5x, last at Ole Miss, 2023
79 vs. Auburn.....	Long Play	79 vs. Auburn, 2023
4 at Miami.....	Rec.	4 at Miami, 2023
27 vs. ULM.....	Rec. Yds	27 vs. ULM, 2023
n/a.....	Rec. TDs	n/a
14 vs. ULM.....	Long Play	14 vs. ULM, 2023

#8 - LE'VEON MOSS

17 vs. Arkansas.....	Rush	17 vs. Arkansas, 2023
107 vs. Arkansas.....	Rush Yds	107 vs. Arkansas, 2023
1, 4x, last at Ole Miss.....	Rush TDs	1, 5x, last at Ole Miss, 2023
36 vs. Auburn.....	Long Play	36 vs. Auburn

#2 - RUEBEN OWENS

.....	Rush	18 vs. South Carolina, 2023
.....	Rush Yds	51 vs. ULM, 2023
.....	Rush TDs	1, 2x, last vs. South Carolina, 2023
.....	Long Play	21 vs. ULM, 2023
.....	Rec.	3 at Miami, 2023
.....	Rec. Yds	35 at Miami, 2023
.....	Rec. TDs	n/a
.....	Long Play	26 vs. Auburn, 2023

#14 - MAX JOHNSON

31 at Ole Miss.....	Comp	31 at Ole Miss, 2023
42 at Ole Miss.....	Att	42 at Ole Miss, 2023
305 at Ole Miss.....	Pass Yds	305 at Ole Miss, 2023
2, 2x, last vs. Arkansas.....	Pass TD	2, 2x, last vs. Arkansas, 2023
42 vs. South Carolina.....	Long Pass	42 vs. South Carolina, 2022

DEFENSE

#1 - BRYCE ANDERSON

8 at Ole Miss.....	Tackles	8, 3x, last at Ole Miss, 2023
2.5 vs. South Carolina.....	TFL	2.5 vs. South Carolina, 2023
2.0 vs. South Carolina.....	Sack	2.0 vs. South Carolina, 2023
1 vs. Auburn.....	FF	1, 2x, last vs. Auburn 2023
1 vs. Alabama.....	FR	2 at South Carolina, 2022
2 vs. Arkansas.....	PBU	2 Arkansas, 2023
1 vs. Alabama.....	INT	1 vs. Alabama, 2023
1, 2x, last vs. Alabama.....	QBH	1, 2x, last vs. Alabama, 2023

#7 - TYREEK CHAPPELL

4 vs. Alabama.....	Tackles	8, 2x, last vs. Florida, 2022
0.5 vs. South Carolina.....	TFL	1.0, 4x, last at Mississippi St. 2022
1, 4x, last at Tennessee.....	PBU	4 vs. Mississippi State, 2021
n/a.....	INT	1 vs. South Carolina, 2021
n/a.....	QBH	1 at Mississippi State, 2022
n/a.....	FR	1 vs. Arkansas, 2022

#45 - EDGERRIN COOPER

11 vs. Alabama.....	Tackles	11, 2x, last vs. Alabama, 2023
3.0, 3x, last vs. Alabama.....	TFL	3.0, 3x, last vs. Alabama, 2023
3.0 vs. Alabama.....	Sack	3.0 vs. Alabama, 2023
4 vs. South Carolina.....	QBH	4 vs. South Carolina, 2023
1 vs. South Carolina.....	PBU	2 vs. Miami, 2022
n/a.....	INT	1, 2x, last at Auburn, 2022
1, 2x last vs. South Carolina.....	FF	1, 3x, last vs. South Carolina, 2023
1 at Miami.....	FR	1, 2x, last at Miami, 2023

#28 - JOSH DEBERRY

10 vs. New Mexico.....	Tackles	10, 2x, last vs. New Mexico, 2023
2.0 vs. Alabama.....	TFL	2.0, 3x, last vs. Alabama, 2023
1.0 vs. New Mexico.....	Sack	1.0, 2x, last vs. New Mexico, 2023
2, 3x, last vs. Alabama.....	PBU	2, 5x, last vs. Alabama, 2023
1, 2x, last at Tennessee.....	INT	1, 6x, last at Tennessee, 2023
1 vs. New Mexico.....	QBH	1, 8x, last vs. New Mexico, 2023

*Italics denotes stats at Boston College*

#10 - FADIL DIGGS

6 at Tennessee.....	Tackles	6, 3x, last at Tennessee, 2023
2.5 vs. South Carolina.....	TFL	3.0 at Alabama, 2022
2.0 vs. Alabama.....	Sack	2.0, 2x, last vs. Alabama, 2023
2 at Tennessee.....	QBH	2 at Tennessee, 2023
1, 2x, last vs. South Carolina.....	PBU	1, 2x, last vs. South Carolina 2023
n/a.....	FF	2 at Alabama, 2022

#11 - DEUCE HARMON

4 at Tennessee.....	Tackles	6, 2x, last at Mississippi St., 2022
n/a.....	TFL	1.0 vs. New Mexico, 2021
1, 4x, last vs. South Carolina.....	PBU	1, 5x, last vs. South Carolina, 2023
n/a.....	INT	1 vs. South Carolina, 2021
n/a.....	FF	1 at Mississippi State, 2022

#3 - MCKINNLEY JACKSON

5 at Tennessee.....	Tackles	12 vs. Ole Miss, 2022
2.5 vs. Arkansas.....	TFL	2.5, 2x, last vs. Arkansas, 2023
1.0, 3x, last at Tennessee.....	Sack	1.0, 5x, last at Tennessee, 2023
1, 2x, last at Ole Miss.....	QBH	2 vs. UMass, 2022
n/a.....	INT	1 vs. South Carolina, 2021
n/a.....	Block	1 at South Carolina, 2022

#2 - JACOBY MATHEWS

8 at Tennessee.....	Tackles	15 vs. Florida, 2022
1, 3x, last at Ole Miss.....	PBU	2 vs. Florida, 2022
n/a.....	QBH	1 vs. Ole Miss, 2022

#16 - SAM MCCALL

.....	Tackles	5 at Ole Miss, 2023
-------	---------	---------------------

#0 - WALTER NOLEN

7 vs. New Mexico.....	Tackles	7 vs. New Mexico, 2023
3.5 vs. Arkansas.....	TFL	3.5 vs. Arkansas, 2023
1.5, 2x, last vs. Arkansas.....	Sack	1.5, 2x, last vs. Arkansas, 2023
n/a.....	QBH	1 vs. Sam Houston, 2022
1 at Miami.....	PBU	1 at Miami, 2023
n/a.....	FF	1 at Alabama, 2022

#18 - LT OVERTON

5 at Ole Miss.....	Tackles	9 at Auburn, 2022
n/a.....	TFL	1.0, 2x, last at Auburn, 2022
n/a.....	Sack	1.0 vs. Sam Houston, 2022
1 at Ole Miss.....	QBH	2 at South Carolina 2022

#34 - ISAIAH RAIKES

2, 5x, last at Ole Miss.....	Tackles	6 vs. App State, 2022
1.0 vs. Arkansas.....	TFL	1.0, 2x, last vs. Arkansas, 2023
0.5, 2x, last at Ole Miss.....	Sacks	0.5, 2x, last at Ole Miss, 2023
1 at Miami.....	PBU	1 at Miami, 2023

#17 - ALBERT REGIS

3, 2x, last at Ole Miss.....	Tackles	6, 2x, last vs. UMass, 2022
1.5 vs. Arkansas.....	TFL	1.5, 2x, last vs. Arkansas, 2023
1.0 vs. Arkansas.....	Sack	1vs. vs. Arkansas, 2023

n/a.....	PBU	1 vs. Miami, 2022
n/a.....	QBH	1 vs. Sam Houston, 2022
n/a.....	Blk	1 vs. Miami, 2022

#26 - DEMANI RICHARDSON

8 at Tennessee.....	Tackles	13 at Ole Miss, 2021
1.0, 2x, last at Ole Miss.....	TFL	2.0, 3x, last at LSU, 2021
n/a.....	Sack	1.0, 2x, last at LSU, 2021
1 vs. South Carolina.....	PBU	2 at LSU, 2021
n/a.....	INT	1, 4x, last at Auburn, 2022
1, 4x, last at Ole Miss.....	QBH	2 vs. Auburn, 2021
1 vs. Alabama.....	FF	1, 4x, last vs. Alabama 2022

#24 - CHRIS RUSSELL JR.

5 vs. Auburn.....	Tackles	11 vs. App State, 2022
1.5 vs. Auburn.....	TFL	2.0, 2x, last at Alabama, 2022
1.5 vs. Auburn.....	Sack	1.5 vs. Auburn 2023
n/a.....	QBH	1, 2x, last at South Carolina 2022
n/a.....	PBU	1 vs. Arkansas, 2022
1 vs. Arkansas.....	INT	1 vs. Arkansas, 2023
n/a.....	FF	1 vs. Arkansas, 2022
n/a.....	Block	1 at Mississippi State, 2020

#4 - SHEMAR STEWART

3 at Ole Miss.....	Tackles	5 vs. Miami, 2022
1.0 at Miami.....	TFL	1.0, 4x, last at Miami, 2023
1.0 at Miami.....	Sack	1.0, 2x, last at Miami, 2023
1, 2x, last at Ole Miss.....	QBH	1, 4x, last at Ole Miss, 2023
1 vs. New Mexico.....	PBU	2 vs. Sam Houston, 2022

#92 - MALICK SYLLA

3 at Ole Miss.....	Tackles	5 vs. UMass, 2022
1.0, 2x, last vs. Auburn.....	TFL	1.0, 3x, last vs. Auburn, 2023
1.0 vs. ULM.....	Sack	1.0, 2x, last vs. ULM, 2023
1 at Tennessee.....	QBH	1, 2x at Tennessee, 2023

#14 - JAYVON THOMAS

.....	Tackles	5 at Ole Miss, 2023
-------	---------	---------------------

#5 - SHEMAR TURNER

5 vs. Auburn.....	Tackles	5, 3x, last vs. Auburn 2023
2.5 vs. Arkansas.....	TFL	2.5 vs. Arkansas, 2023
1.0, 3x, last vs. ULM.....	Sack	1.5 vs. Kent State, 2021
1, 3x, last vs. South Carolina.....	QBH	1, 6x, last vs. South Carolina, 2023
1, 2x, last vs. ULM.....	FF	1, 2x, last, 2023
1 at Ole Miss.....	Block	1 at Ole Miss 2023

#21 - TAUREAN YORK

.....	Tackles	11 vs. Auburn, 2023
.....	TFL	2.5 at Tennessee, 2023
.....	Sack	0.5, 2x, last vs. Arkansas, 2023
.....	QBH	1, 4x, last at Ole Miss, 2023
.....	FF	1 at Tennessee 2023

SPECIAL TEAMS

#2 - RUEBEN OWENS

.....	KO Return	3 at Miami, 2023
.....	Return Yds	61 at Miami, 2023
.....	Long Return	29 at Miami, 2023

#0 - AINIAS SMITH

4 vs. New Mexico.....	Punt Return	6 at Colorado, 2021
131 vs. Arkansas.....	Return Yds	131 vs. Arkansas, 2023
44 vs. New Mexico.....	Long Return	95 vs. South Carolina, 2021
1 vs. Arkansas.....	PR TD	1, 2x, last vs. Arkansas, 2023
1 vs. Auburn.....	KO Returns	3 vs. Miss. St., 2019
15 vs. Auburn.....	Return Yds	49 vs. Miss. St., 2019
15 vs. Auburn.....	Long Return	31 vs. Arkansas, 2019

#47 - RANDY BOND

4 vs. ULM.....	FG Made	4 vs. ULM, 2023
52 vs. ULM.....	Long FG Made	52 vs. ULM, 2023
7 vs. New Mexico.....	PAT	7 vs. New Mexico, 2023





# AINIAS SMITH

WR • GR-4L • MISSOURI CITY, TEXAS [FORT BEND DULLES]

- Graduate WR Ainiias Smith has been called a "Swiss Army Knife" by head coach Jimbo Fisher due to his ability to do it all. He has been a standout for the Aggies on punt and kick return throughout his career, while also playing at receiver and running back through his career.
- A true quadruple threat, in his career he has gained more than 250 yards as a rusher (401), receiver (2,264), punt returner (818) and kick returner (298). Among Aggies in the 3,000-yard club, he is one of only seven players to even have stats in all four categories and just two others -- Dante Hall and Larry Stegent -- have 250+ in all four.
- Smith stands as the only 2,000-yard receiver in SEC history to rack up at least 250 career yards as a rusher, punt returner and kick returner.
- After becoming the 20th Aggie in program history to reach 3,000 career all-purpose yards, Smith recorded 98 all-purpose yards against Ole Miss to surpass Larry Stegent (3,780) for No. 8 on A&M's all-time list with 3,781 to-date. He is also on the verge of breaking into the all-time top five at A&M in receiving touchdowns, yards and receptions, as well as punt return yards.
- He has recorded a reception in 36 consecutive games, a streak that dates back to the 2019 LSU game. Over that span, he has registered 14 games with five-plus catches and 11 with at least 70 receiving yards. It is the longest streak of games with at least one catch for an Aggie since Christian Kirk (2015-17) had a string of 39 games from 2015-17.
- Smith is the nation's active career leader in punt return yards (818), while his 3,781 career all-purpose yards rank in the top 20 among active FBS players.
- He leads the Aggies averaging 108.6 all-purpose yards per game this year and is 23 yards away from his first career 1,000 all-purpose yard season.
- Smith registered his first receiving touchdown of the season after catching a 20-yard pass before gashing the South Carolina defense to complete the 42-yard touchdown reception. The touchdown catch was the 18th of his career putting him in sole possession of the seventh-most career receiving touchdowns surpassing Mike Evans (2012-13).
- Throughout the season Smith has been the spark for the Aggies leading the way with 20 plays of 20-plus yards, including 16 catches of 20-plus yards. He is the only Aggie to have multiple games of at least three 20-plus yard catches after he registered three against South Carolina and four against ULM.
- He turned in a huge game in the win over Arkansas, finishing with a career-high 202 all-purpose yards, including an 82-yard punt return to the house, the second punt return touchdown of his career.
- Smith started the 2022 season with a statement, racking up a career-high 164 receiving yards and adding two 40-plus yard touchdown grabs. His pair of aerial scores marked the seventh multi-touchdown game of his career and his fifth multi-receiving TD game.
- Throughout his career he has handled the punt return duties where he has averaged 10.9 yards per return with two trips to the end zone. In 2021, he ranked third in the SEC and 11th nationally at 11.3 yards per return. As a freshman, he was the kickoff return specialist.
- Smith led the team in total touchdowns (10) in 2020, becoming the first Aggie to average a touchdown per game for an entire season since Trayveon Williams (2016-18) in 2018.
- Smith was not unfamiliar with the SEC prior to committing to Texas A&M, as his brother Maurice Smith was a cornerback at Alabama before transferring after graduation to Georgia. Maurice played four seasons in the NFL with the Miami Dolphins, Washington Football Team, Cincinnati Bengals and Tennessee Titans.

## SMITH GAME-BY-GAME

### 2019

Opponent	Rushing				Receiving				Kick Return				Punt Return			
	No.	Yds.	TD	LG	Rec.	Yds.	TD	LG	Att/Yds	TD	LG		Att/Yds.	TD	LG	
8/29 Texas State									-- DNP --							
9/7 at Clemson	0	0	0	0	0	0	0	0	0/0	0	0		0/0	0	0	
9/14 Lamar	0	0	0	0	6	66	1	20	1/16	0	16		0/0	0	0	
9/21 Auburn	0	0	0	0	1	15	1	15	1/20	0	20		0/0	0	0	
9/28 vs. Arkansas	0	0	0	0	5	80	1	30	1/31	0	31		1/9	0	9	
10/12 Alabama	0	0	0	0	2	21	0	11	0/0	0	0		1/10	0	10	
10/19 at Ole Miss	0	0	0	0	0	0	0	0	2/40	0	23		4/65	0	34	
10/26 Mississippi State	0	0	0	0	0	0	0	0	3/49	0	21		1/10	0	10	
11/2 UTSA	0	0	0	0	3	31	0	25	2/41	0	21		2/25	0	18	
11/16 South Carolina	0	0	0	0	3	22	0	13	1/24	0	24		4/53	0	29	
11/23 at Georgia	0	0	0	0	0	0	0	0	0/0	0	0		1/-6	0	0	
11/30 at LSU	0	0	0	0	0	0	0	0	0/0	0	0		1/21	0	21	
12/27 Oklahoma State	7	54	0	19	2	13	0	11	2/36	0	18		1/3	0	3	
<b>2019 Total (12 GP)</b>	<b>7</b>	<b>54</b>	<b>0</b>	<b>19</b>	<b>22</b>	<b>248</b>	<b>3</b>	<b>30</b>	<b>13/257</b>	<b>0</b>	<b>31</b>		<b>16/190</b>	<b>0</b>	<b>34</b>	

### 2020

Opponent	Rushing				Receiving				Kick Return				Punt Return			
	No.	Yds.	TD	LG	Rec.	Yds.	TD	LG	Att/Yds	TD	LG		Att/Yds.	TD	LG	
9/26 Vanderbilt	10	51	1	25	2	27	0	26	0/0	0	0		2/2	0	2	
10/3 at Alabama	5	29	0	14	6	123	2	47	0/0	0	0		0/0	0	0	
10/10 Florida	5	23	0	9	4	53	0	30	0/0	0	0		0/0	0	0	
10/17 at Mississippi State	10	52	0	14	5	20	1	9	0/0	0	0		3/34	0	22	
10/31 Arkansas	3	31	1	15	6	67	1	35	0/0	0	0		3/23	0	11	
11/7 at South Carolina	1	1	0	1	3	22	1	12	0/0	0	0		3/3	0	7	
11/28 LSU	0	0	0	0	3	36	0	18	0/0	0	0		2/8	0	5	
12/5 at Auburn	7	36	1	14	4	62	0	38	0/0	0	0		0/0	0	0	
12/19 at Tennessee	8	70	1	38	4	29	1	11	0/0	0	0		0/0	0	0	
1/2 vs. North Carolina	0	0	0	0	6	125	0	54	0/0	0	0		2/5	0	4	
<b>2020 Total (10 GP)</b>	<b>49</b>	<b>293</b>	<b>4</b>	<b>38</b>	<b>43</b>	<b>564</b>	<b>6</b>	<b>54</b>	<b>0/0</b>	<b>0</b>	<b>0</b>		<b>15/75</b>	<b>0</b>	<b>24</b>	

### 2021

Opponent	Rushing				Receiving				Kick Return				Punt Return			
	No.	Yds.	TD	LG	Rec.	Yds.	TD	LG	Att/Yds	TD	LG		Att/Yds.	TD	LG	
9/4 Kent State	3	16	0	8	8	100	2	27	0/0	0	0		4/11	0	13	
9/11 vs. Colorado	1	3	0	3	3	19	0	8	0/0	0	0		6/50	0	13	
9/18 New Mexico	0	0	0	0	2	16	0	11	0/0	0	0		4/78	0	39	
9/25 vs. Arkansas	0	0	0	0	2	35	0	23	0/0	0	0		0/0	0	0	
10/2 Mississippi State	1	3	0	3	5	30	0	9	0/0	0	0		1/19	0	19	
10/9 Alabama	1	2	0	2	6	85	2	25	0/0	0	0		1/4	0	4	
10/16 at Missouri	0	0	0	0	3	34	2	21	0/0	0	0		0/0	0	0	
10/23 South Carolina	0	0	0	0	2	28	0	17	0/0	0	0		2/95	1	95	
11/6 Auburn	1	1	0	1	4	44	0	18	0/0	0	0		3/5	0	2	
11/13 at Ole Miss	0	0	0	0	5	77	0	25	0/0	0	0		1/-5	0	0	
11/20 Prairie View	0	0	0	0	1	4	0	4	0/0	0	0		1/2	0	2	
11/27 at LSU	1	1	0	1	6	37	0	10	0/0	0	0		0/0	0	0	
<b>2021 Total (12 GP)</b>	<b>8</b>	<b>26</b>	<b>0</b>	<b>8</b>	<b>47</b>	<b>509</b>	<b>6</b>	<b>27</b>	<b>0/0</b>	<b>0</b>	<b>0</b>		<b>23/259</b>	<b>1</b>	<b>95</b>	

### 2022

Opponent	Rushing				Receiving				Kick Return				Punt Return			
	No.	Yds.	TD	LG	Rec.	Yds.	TD	LG	Att/Yds	TD	LG		Att/Yds.	TD	LG	
9/3 Sam Houston	3	11	0	9	6	164	2	63	0/0	0	0		4/19	0	9	
9/10 Appalachian State	0	0	0	0	4	21	0	11	0/0	0	0		1/1	0	1	
9/17 Miami	0	0	0	0	4	74	0	25	0/0	0	0		3/7	0	9	
9/24 Arkansas	0	0	0	0	1	32	0	32	0/0	0	0		0/0	0	0	
10/1 at Mississippi State	--	DNP	--													
10/8 at Alabama	--	DNP	--													
10/22 at South Carolina	--	DNP	--													
10/29 Ole Miss	--	DNP	--													
11/5 Florida	--	DNP	--													
11/12 at Auburn	--	DNP	--													
11/19 UMass	--	DNP	--													
11/26 LSU	--	DNP	--													
<b>2022 Total (4 GP)</b>	<b>3</b>	<b>11</b>	<b>0</b>	<b>9</b>	<b>15</b>	<b>291</b>	<b>2</b>	<b>63</b>	<b>0/0</b>	<b>0</b>	<b>0</b>		<b>8/27</b>	<b>0</b>	<b>9</b>	

### 2023

Opponent	Rushing				Receiving				Kick Return				Punt Return			
	No.	Yds.	TD	LG	Rec.	Yds.	TD	LG	Att/Yds	TD	LG		Att/Yds.	TD	LG	
9/2 New Mexico	0	0	0	0	3	40	0	27	0/0	0	0		4/53	0	44	
9/9 at Miami	0	0	0	0	3	27	0	20	0/0	0	0		1/2	0	2	
9/16 ULM	2	5	0	4	7	127	0	32	0/0	0	0		1/1	0	1	
9/23 Auburn	0	0	0	0	5	78	0	28	1/15	0	15		3/30	0	17	
9/30 vs. Arkansas	0	0	0	0	4	71	0	29	0/0	0	0		3/131	1	82	
10/7 Alabama	0	0	0	0	4	88	0	37	0/3	0	3		1/46	0	46	
10/14 at Tennessee	0	0	0	0	1	20	0	20	1/23	0	23		0/0	0	0	
10/28 South Carolina	1	1	0	1	6	118	1	42	0/0	0	0		0/0	0	0	
11/4 at Ole Miss	1	11	0	11	6	83	0	27	0/0	0	0		2/4	0	2	
11/11 Mississippi State																
11/18 ACU																
11/25 at LSU																
<b>2023 Total (9 GP)</b>	<b>4</b>	<b>17</b>	<b>0</b>	<b>11</b>	<b>39</b>	<b>652</b>	<b>1</b>	<b>42</b>	<b>2/41</b>	<b>0</b>	<b>23</b>		<b>15/267</b>	<b>1</b>	<b>82</b>	
<b>Career Total (47 GP)</b>	<b>71</b>	<b>401</b>	<b>4</b>	<b>38</b>	<b>166</b>	<b>2,264</b>	<b>18</b>	<b>63</b>	<b>15/298</b>	<b>0</b>	<b>31</b>		<b>77/818</b>	<b>2</b>	<b>95</b>	



# MAX JOHNSON

QB • SO-1L • ATHENS, GA. [OCONEE COUNTY/LSU]

- Sophomore QB Max Johnson is in his second stint as QB1 for the Aggies, taking over the reins at halftime of the Auburn game and leading A&M to their first SEC win of the season. A poised pocket passer, Johnson hasn't hesitated to get mobile in his second season in Aggieland.
- Johnson registered his first Aggie 300-plus yard game throwing for 31-of-42 for 305 yards and one score, while adding one rushing touchdown against Ole Miss.
- He came off the bench to throw for 123 yards and a pair of touchdowns in the Aggies' SEC-opening win over Auburn and led A&M to victory in his first start of the season, racking up 210 yards and connecting in a scoring pass.
- Johnson has thrown at least one touchdown pass in 24 of 30 collegiate games between his time at A&M and LSU.
- He completed 20-of-30 passes for 249 yards, including a 42-yard touchdown pass against South Carolina. It marked as an Aggie career long touchdown pass for Johnson.
- After transferring from LSU, he was joined in Aggieland by younger brother Jake, a 4-star tight end in the Aggies' historic 2022 signing class. The Johnson brothers have connected in a big way since with Max finding Jake for touchdown passes against Auburn, Alabama and Ole Miss.
- Johnson became the ninth player in SEC history to hit the 5,000-yard passing mark with his 239-yard effort against Alabama. He currently has 5,298 total yards passing between his time at LSU and Texas A&M.
- Johnson helped lead A&M to back-to-back wins over AP-top 15 opponents in his first two starts in Aggieland in 2022, making his debut as QB1 in Week 3 and guiding the Aggies to a 17-9 victory over then-No. 13 Miami before the team traveled to Arlington to knock off then-No. 10 Arkansas. He suffered a hand injury the next week at Mississippi State and missed the remainder of the season.
- In his two seasons at LSU, he saw action in 18 games, making 14 starts. As a starter for the Tigers, Johnson compiled an 8-6 record, which included a win over the Aggies in the Tigers' 2021 regular season finale.
- A lefthander, Johnson was the first southpaw to start at QB for the Aggies since dual-sport standout Jeff Granger started the first eight games of 1992.
- Johnson surpassed the 300-yard plateau in passing yards six times in his two seasons in Baton Rouge, including career bests of 435 yards against Ole Miss in 2020 and five touchdowns against Central Michigan in 2021.
- Johnson's father, Brad Johnson, played quarterback for four teams over 15 seasons in the NFL. He was QB1 in Tampa Bay's win over Oakland in Super Bowl XXXVII, and he earned Pro Bowl trips with Washington in 1999 and Tampa Bay in 2002. Johnson's 29,054 career passing yards rank No. 58 in NFL history according to pro-football-reference.com. Johnson was a four-year letterman for Florida State from 1988-91 and was a senior on the 1991 squad that defeated Texas A&M 10-2 in the 1992 Cotton Bowl.

## JOHNSON GAME-BY-GAME

### 2020 (AT LSU)

Opponent	Rushing				Passing				Total	
	No.	Yds.	TD	LG	C-A-I	Yds.	TD	LG	OFF	TDR
9/26 Mississippi State	--	DNP	--							
10/3 at Vanderbilt	--	DNP	--							
10/10 at Missouri	--	DNP	--							
10/24 South Carolina	2	19	0	12	0-0-0	0	0	0	19	0
10/31 at Auburn	7	5	0	6	15-24-0	172	1	43	177	1
11/21 at Arkansas	--	DNP	--							
11/28 at Texas A&M	8	-4	0	9	14-22-0	113	1	17	109	1
12/5 Alabama	5	2	0	4	11-17-0	110	0	21	112	0
12/12 at Florida	18	52	0	14	21-36-0	239	3	41	291	3
12/19 Ole Miss	14	45	2	12	27-51-1	435	3	47	480	5
<b>2020 Total (6 GP)</b>	<b>54</b>	<b>119</b>	<b>2</b>	<b>14</b>	<b>88-150-1</b>	<b>1,069</b>	<b>8</b>	<b>47</b>	<b>1,188</b>	<b>10</b>

### 2021 (AT LSU)

Opponent	Rushing				Passing				Total	
	No.	Yds.	TD	LG	C-A-I	Yds.	TD	LG	OFF	TDR
9/4 at UCLA	11	16	0	12	26-46-1	330	3	45	346	3
9/11 McNeese	8	0	0	10	18-27-0	162	3	24	162	3
9/18 Central Michigan	1	4	0	4	26-35-1	372	5	41	376	5
9/25 at Mississippi State	4	-10	0	5	17-27-1	280	4	64	270	4
10/2 Auburn	10	10	0	11	26-46-1	325	1	55	335	1
10/9 at Kentucky	5	-23	0	5	22-38-0	261	1	41	238	1
10/16 Florida	5	8	0	6	14-24-0	133	3	28	141	3
10/23 at Ole Miss	6	-8	0	9	13-21-1	146	0	44	138	0
11/6 at Alabama	8	-15	0	6	16-32-1	160	2	34	145	2
11/13 Arkansas	2	1	0	3	3-6-0	21	0	11	22	0
11/20 ULM	7	-15	1	7	22-33-0	319	2	67	304	3
11/27 Texas A&M	11	-9	0	12	22-38-0	306	3	61	297	3
<b>2021 Total (12 GP)</b>	<b>78</b>	<b>-41</b>	<b>1</b>	<b>12</b>	<b>225-373-6</b>	<b>2,815</b>	<b>27</b>	<b>67</b>	<b>2,774</b>	<b>28</b>
<b>LSU Career (18 GP)</b>	<b>132</b>	<b>78</b>	<b>3</b>	<b>14</b>	<b>313-523-7</b>	<b>3,884</b>	<b>35</b>	<b>67</b>	<b>3,962</b>	<b>38</b>

### 2022

Opponent	Rushing				Passing				Total	
	No.	Yds.	TD	LG	C-A-I	Yds.	TD	LG	OFF	TDR
9/3 Sam Houston	1	11	0	11	3-4-0	23	0	16	34	0
9/10 Appalachian State	--	DNP	--							
9/17 Miami	7	23	0	11	10-20-0	140	1	25	163	1
9/24 vs Arkansas	13	39	0	18	11-21-0	151	1	32	190	1
10/1 at Mississippi State	8	-15	0	7	19-26-0	203	1	36	188	1
10/8 at Alabama	--	DNP	--							
10/22 at South Carolina	--	DNP	--							
10/29 Ole Miss	--	DNP	--							
11/5 Florida	--	DNP	--							
11/12 at Auburn	--	DNP	--							
11/19 UMass	--	DNP	--							
11/26 LSU	--	DNP	--							
<b>2022 Total (4 GP)</b>	<b>29</b>	<b>58</b>	<b>0</b>	<b>18</b>	<b>43-71-0</b>	<b>517</b>	<b>3</b>	<b>36</b>	<b>575</b>	<b>3</b>

### 2023

Opponent	Rushing				Passing				Total	
	No.	Yds.	TD	LG	C-A-I	Yds.	TD	LG	OFF	TDR
9/2 New Mexico	2	-10	0	5	6-9-0	41	1	12	31	1
9/9 at Miami	--	DNP	--							
9/16 ULM	1	-10	0	0	7-11-0	62	1	16	52	1
9/23 Auburn	4	15	0	14	7-11-0	123	2	37	138	2
9/30 vs Arkansas	9	57	0	32	17-28-1	210	2	32	242	2
10/7 Alabama	12	-3	0	7	14-25-1	239	1	37	236	1
10/14 at Tennessee	7	-22	1	6	16-34-2	223	0	29	201	1
10/28 South Carolina	8	-4	0	6	20-30-0	249	1	42	245	1
11/4 at Ole Miss	8	4	1	6	31-42-1	305	1	28	309	2
11/11 Mississippi State	--	DNP	--							
11/18 ACU	--	DNP	--							
11/25 at LSU	--	DNP	--							
<b>Total (8 GP)</b>	<b>51</b>	<b>27</b>	<b>2</b>	<b>32</b>	<b>118-190-5</b>	<b>1,452</b>	<b>9</b>	<b>42</b>	<b>1,452</b>	<b>11</b>
<b>A&amp;M Career (12 GP)</b>	<b>80</b>	<b>88</b>	<b>2</b>	<b>32</b>	<b>161-261-5</b>	<b>1,969</b>	<b>11</b>	<b>42</b>	<b>2,057</b>	<b>14</b>
<b>A&amp;M/LSU Career (30 GP)</b>	<b>212</b>	<b>168</b>	<b>5</b>	<b>32</b>	<b>474-784-12</b>	<b>5,852</b>	<b>47</b>	<b>67</b>	<b>6,020</b>	<b>52</b>

## STEWART GAME-BY-GAME

## 2022

	Opponent	Rec.	Yds	TD	Long
9/3	Sam Houston	5	57	0	23
9/10	Appalachian State	5	48	0	19
9/17	Miami	-- DNP --			
9/24	Arkansas	3	36	1	18
10/1	at Mississippi State	5	56	0	26
10/8	at Alabama	8	106	0	43
10/22	at South Carolina	6	87	0	25
10/29	Ole Miss	6	88	1	36
11/5	Florida	8	120	0	29
11/12	at Auburn	3	9	0	4
11/19	UMass	-- DNP --			
11/26	LSU	4	42	0	13
<b>2022 Total (10 GP)</b>		<b>53</b>	<b>649</b>	<b>2</b>	<b>43</b>

## 2023

	Opponent	Rec.	Yds	TD	Long
9/2	New Mexico	8	115	2	35
9/9	at Miami	11	142	0	44
9/16	ULM	-- DNP --			
9/23	Auburn	3	50	1	37
9/30	vs Arkansas	2	50	1	32
10/7	Alabama	3	46	0	32
10/14	at Tennessee	4	48	0	21
10/28	South Carolina	6	55	0	16
11/4	at Ole Miss	-- DNP --			
11/11	Mississippi State				
11/18	ACU				
11/25	at LSU				
<b>2023 Total (7 GP)</b>		<b>37</b>	<b>506</b>	<b>4</b>	<b>44</b>
<b>Career (17 GP)</b>		<b>90</b>	<b>1,155</b>	<b>6</b>	<b>44</b>



## EVAN STEWART

WR • SO-1L • MEMPHIS, TENN. [FRISCO LIBERTY (TX)]

- Sophomore WR Evan Stewart made an immediate impact in his debut season in Aggieland, ranking as one of the top receivers in the SEC and one of the best freshmen in the nation in 2022.
- Stewart started his sophomore season with back-to-back 100-yard games, tallying 115 yards on eight receptions in the season-opening win over New Mexico and racking up 142 yards on 11 catches at Miami. He became the first Aggie to post consecutive games with 100+ receiving yards since Jhamon Ausbon (2017-19) had 109 against Lamar and 111 versus Auburn in 2019.
- In just the 14th game of his career, Stewart reached the 1,000 receiving yards mark, tying him with Ryan Tannehill (2008-11) as the third-fastest Aggie to reach the millennium mark. Only Mike Evans (2012-13) and Christian Kirk (2015-17) did it faster with Evans reaching it in 12 games and Kirk in 13.
- Stewart leads the Aggies with three touchdowns of 20-plus yards and is second on the team with nine receptions of 20-plus yards.
- He ranked eighth among all SEC receivers, averaging 64.9 yards per game last season, which led all FBS freshmen nationally ... He was also tied for 10th overall and led all freshmen in the league with 53 receptions.
- Stewart's 649 receiving yards on the season marked the fifth-most by an Aggie in their freshman season, while his 53 receptions on the year ranked fourth on A&M's all-time freshman list.
- Stewart recorded two 100-yard games in his debut season, tallying 106 yards on eight catches at Alabama and added 120 yards on eight grabs against Florida.
- Following his impressive debut season, Stewart was named an All-American by The Athletic, ESPN and FWAA, while also earning SEC All-Freshman Team honors
- Was coached by former Dallas Cowboys start tight end Jason Witten at Frisco Liberty High School.



# RICHARDSON GAME-BY-GAME

## 2019

Opponent	Tackles			TFL-Yds	Sack-Yds	FF	FR-Yds	INT-Yds	PBU	QBH
	Solo	AT	Total							
8/29 Texas State	1	1	2	0.0-0	0.0-0	0	0-0	0-0	0	0
9/7 at Clemson	6	2	8	0.0-0	0.0-0	0	0-0	0-0	0	0
9/14 Lamar	1	0	1	0.0-0	0.0-0	0	0-0	0-0	0	0
9/21 Auburn	2	2	4	0.0-0	0.0-0	0	0-0	0-0	0	0
9/28 vs. Arkansas	4	3	7	0.0-0	0.0-0	0	0-0	0-0	0	0
10/12 Alabama	4	7	11	0.0-0	0.0-0	0	0-0	1-16	1	0
10/19 at Ole Miss	3	4	7	0.0-0	0.0-0	0	0-0	0-0	0	0
10/26 Mississippi State	5	2	7	0.0-0	0.0-0	1	0-0	0-0	0	0
11/2 UTSA						-- DNP --				
11/16 South Carolina	1	2	3	0.0-0	0.0-0	0	0-0	0-0	0	0
11/23 at Georgia	5	3	8	0.5-5	0.5-5	0	0-0	0-0	0	0
11/30 at LSU	0	5	5	0.0-0	0.0-0	0	0-0	0-0	0	0
12/27 Oklahoma State	6	2	8	2.0-12	0.0-0	0	0-0	0-0	1	0
<b>2019 Total (12 GP)</b>	<b>38</b>	<b>33</b>	<b>71</b>	<b>2.5-17</b>	<b>0.5-5</b>	<b>1</b>	<b>0-0</b>	<b>1-16</b>	<b>2</b>	<b>0</b>

## 2020

Opponent	Tackles			TFL-Yds	Sack-Yds	FF	FR-Yds	INT-Yds	PBU	QBH
	Solo	AT	Total							
9/26 Vanderbilt	5	2	7	1.0-3	0.0-0	0	0-0	1-0	0	0
10/3 at Alabama	2	0	2	0.0-0	0.0-0	0	0-0	0-0	0	0
10/10 Florida	6	2	8	0.0-0	0.0-0	0	0-0	0-0	1	0
10/17 at Mississippi State	3	4	7	0.5-2	0.0-0	0	0-0	0-0	0	0
10/31 Arkansas	5	2	7	0.0-0	0.0-0	0	0-0	0-0	0	0
11/7 at South Carolina						-- DNP --				
11/28 LSU	1	0	1	0.0-0	0.0-0	0	0-0	0-0	0	0
12/5 at Auburn						-- DNP --				
12/19 at Tennessee	1	1	2	0.0-0	0.0-0	0	0-0	0-0	0	0
1/2 vs. North Carolina	2	0	2	1.0-2	0.0-0	0	0-0	0-0	0	0
<b>2020 Total (8 GP)</b>	<b>25</b>	<b>11</b>	<b>36</b>	<b>2.5-7</b>	<b>0.0-0</b>	<b>0</b>	<b>0-0</b>	<b>1-0</b>	<b>1</b>	<b>0</b>

## 2021

Opponent	Tackles			TFL-Yds	Sack-Yds	FF	FR-Yds	INT-Yds	PBU	QBH
	Solo	AT	Total							
9/4 Kent State	1	2	3	0.0-0	0.0-0	0	0-0	0-0	0	0
9/11 vs. Colorado	2	2	4	0.0-0	0.0-0	0	0-0	0-0	1	0
9/18 New Mexico	4	1	5	0.0-0	0.0-0	0	0-0	0-0	0	0
9/25 vs. Arkansas	4	2	6	0.0-0	0.0-0	0	0-0	0-0	0	0
10/2 Mississippi State	4	0	4	0.0-0	0.0-0	0	0-0	0-0	0	0
10/9 Alabama	2	5	7	0.5-0	0.0-0	0	0-0	1-3	0	0
10/16 at Missouri	5	2	7	0.0-0	0.0-0	0	0-0	0-0	0	1
10/23 South Carolina	3	0	3	1.0-3	0.0-0	0	0-0	0-0	0	0
11/6 Auburn	3	1	4	1.0-15	1.0-15	0	0-0	0-0	0	2
11/13 at Ole Miss	10	3	13	2.0-16	0.0-0	1	0-0	0-0	0	0
11/20 Prairie View	1	1	2	0.0-0	0.0-0	0	0-0	0-0	0	0
11/27 at LSU	5	2	7	2.0-9	1.0-7	0	0-0	0-0	2	0
<b>2021 Total (12 GP)</b>	<b>44</b>	<b>21</b>	<b>65</b>	<b>6.5-43</b>	<b>2.0-22</b>	<b>1</b>	<b>0-0</b>	<b>1-3</b>	<b>3</b>	<b>3</b>

## 2022

Opponent	Tackles			TFL-Yds	Sack-Yds	FF	FR-Yds	INT-Yds	PBU	QBH
	Solo	AT	Total							
9/3 Sam Houston	3	2	5	1.0-5	0.0-0	0	0-0	0-0	0	0
9/10 Appalachian State	3	2	5	1.5-7	0.0-0	1	0-0	0-0	1	0
9/17 Miami	3	0	3	0.0-0	0.0-0	1	0-0	0-0	0	0
9/24 Arkansas	1	5	6	0.0-0	0.0-0	0	0-82	0-0	1	0
10/1 at Mississippi State	4	2	6	0.0-0	0.0-0	0	0-0	0-0	1	0
10/8 at Alabama	10	2	12	0.0-0	0.0-0	0	0-0	0-0	0	0
10/22 at South Carolina	3	1	4	0.0-0	0.0-0	0	0-0	0-0	0	0
10/29 Ole Miss	3	0	3	0.0-0	0.0-0	0	0-0	0-0	0	0
11/5 Florida	2	2	4	0.0-0	0.0-0	0	0-0	0-0	0	0
11/12 at Auburn	7	1	8	0.0-0	0.0-0	0	0-0	1-0	1	0
11/19 UMass	2	5	7	0.0-0	0.0-0	0	0-0	0-0	1	0
11/26 LSU	7	3	10	0.0-0	0.0-0	0	1-27	0-0	0	0
<b>2022 Total (12 GP)</b>	<b>48</b>	<b>25</b>	<b>73</b>	<b>2.5-12</b>	<b>0.0-0</b>	<b>1</b>	<b>1-109</b>	<b>1-0</b>	<b>5</b>	<b>0</b>

## 2023

Opponent	Tackles			TFL-Yds	Sack-Yds	FF	FR-Yds	INT-Yds	PBU	QBH
	Solo	AT	Total							
9/2 New Mexico	3	0	3	0.0-0	0.0-0	0	0-0	0-0	0	1
9/8 at Miami	4	1	5	1.0-2	0.0-0	0	0-0	0-0	0	0
9/16 ULM	2	0	2	0.0-0	0.0-0	0	0-0	0-0	0	0
9/23 Auburn	4	0	4	0.0-0	0.0-0	0	0-0	0-0	0	0
9/30 vs Arkansas	3	2	5	0.0-0	0.0-0	0	0-0	0-0	0	0
10/7 Alabama	4	2	6	0.0-0	0.0-0	1	0-0	0-0	0	0
10/14 at Tennessee	6	2	8	0.0-0	0.0-0	0	0-0	0-0	0	1
10/28 South Carolina	6	0	6	0.0-0	0.0-0	0	0-0	0-0	1	1
11/4 at Ole Miss	3	4	7	1.0-2	0.0-0	0	0-0	0-0	0	1
11/11 Mississippi State										
11/18 ACU										
11/25 at LSU										
<b>2023 Total (9 GP)</b>	<b>35</b>	<b>11</b>	<b>46</b>	<b>2.0-4</b>	<b>0.0-0</b>	<b>1</b>	<b>0-0</b>	<b>0-0</b>	<b>1</b>	<b>4</b>
<b>Career Total (53 GP)</b>	<b>190</b>	<b>101</b>	<b>291</b>	<b>16.0-95</b>	<b>2.5-27</b>	<b>3</b>	<b>1-109</b>	<b>4-19</b>	<b>12</b>	<b>7</b>



# DEMANI RICHARDSON

DB • SR-4L • WAXAHACHIE, TEXAS [WAXAHACHIE]

- Senior DB Demani Richardson is in his fifth year as a starter for the Aggies and serves as a veteran and vocal leader in the defensive backfield that has started a team-best 34-straight games.
- Richardson has made at least five tackles in four of A&M's six SEC games, posting a season-best eight takedowns at Tennessee.
- Richardson led the team with 73 tackles on the season in 2022, including 49 solo tackles which ranked 11th in the SEC and his two forced fumbles tied him for ninth in the SEC. He helped A&M boast the No. 1 passing defense in the nation (156.2 y/g) and top-25 scoring defense in the country (21.2 ppg).
- He closed out the 2022 season with a team-best 10 tackles and scored his second touchdown of the season on a 27-yard scoop-and-score to earn him SEC Defensive Player of the Week.
- In the Alabama game, Richardson led the defense and registered the third double-digit tackles game of his career with 12 takedowns.
- Against Arkansas, Richardson went 82 yards to the end zone for A&M's first defensive touchdown of the season. After senior LB Chris Russell Jr. punched the ball out near the goal line, sophomore DB Tyreek Chappell scooped it up and returned the ball 15 yards before getting wrapped up by the Arkansas defense and handing the ball off to Richardson for the sprint down field.
- Richardson helped lead the way for the Aggies in the season opener tallying five takedowns, including one for a 5-yard loss, as the A&M defense held the Bearkats scoreless and limited them to just 198 yards of offense.
- Richardson was third on the team with 65 tackles in 2021, finishing top-three on the team in the category for the second time in his career. He added an interception, 2.0 sacks, a forced fumble and three pass breakups on the season.
- He was a key cog for A&M's defense that boasted the No. 3 scoring defense in the country last season (15.9) and was third in the SEC in total yards allowed (327.5). Additionally, the defense ranked in the top 20 nationally in passing defense (192.7) and was tied for fifth in the league in passes defended (55).
- In the upset win over No. 1 Alabama in 2021, he recorded his third career interception as he picked off Bryce Young in the end zone.
- He was given the Defensive Production Award and Defensive Aggie Award for strength & conditioning at the team's annual banquet following the 2021 season.



# MCKINNLEY JACKSON

**DL • SR-3L • LUCEDALE, MISS. [GEORGE COUNTY]**

- Defensive lineman McKinnley Jackson is a veteran leader on a young defensive line that boasts a lot of talent and depth this season.
- Jackson was recently named to the Lombardi Award Midseason Watch List.
- He had 2.0 sacks and 3.5 TFLs in the Aggies' first two conference games, both stellar showings by the defensive line which resulted in 7.0 total sacks apiece in the wins over Auburn and Arkansas.
- Jackson hit a stride midway through the 2022 season, tallying at least five tackles in five of the eight games he played in, including a 12-takedown performance against Ole Miss.
- Jackson filled out the stat sheet at Auburn, posting six tackles, 2.0 TFL, 1.0 sack and a fumble recovery.
- Jackson served as a season-long team captain in 2022 and helped lead the way for the No. 1 passing defense in the country (156.2 y/g) and top-25 scoring defense (21.2 ppg).
- By season's end, Jackson earned the Aggie Defense Leadership Award and Defense MVP Award, as well as the Strength & Conditioning Defensive Award.
- Jackson played in 10 games in 2021 and 2020, making a combined five starts through the two seasons. In 2020, he was named to the SEC All-Freshman Team.
- A 4-star recruit out of high school, Jackson was the top-rated player out of Mississippi and was an Army All-American.

## 2023 GAME-BY-GAME STATS

Opponent	Tkl	TFL	Sack	FF	FR	INT	PBU	QBH
9/2 New Mexico	1	0.0-0	0.0-0	0	0-0	0-0	0	0
9/9 at Miami	1	0.0-0	0.0-0	0	0-0	0-0	0	0
9/16 ULM	2	0.0-0	0.0-0	0	0-0	0-0	0	0
9/23 Auburn	2	1.0-4	1.0-4	0	0-0	0-0	0	0
9/30 vs Arkansas	4	2.5-8	1.0-6	0	0-0	0-0	0	0
10/7 Alabama	2	0.0-0	0.0-0	0	0-0	0-0	0	0
10/14 at Tennessee	5	1.0-7	1.0-7	0	0-0	0-0	0	1
10/28 South Carolina	1	0.0-0	0.0-0	0	1-0	0-0	0	0
11/4 at Ole Miss	2	0.5-1	0.0-0	0	0-0	0-0	0	1
11/11 Mississippi State								
11/18 ACU								
11/25 at LSU								
<b>2023 Total (9 GP)</b>	<b>20</b>	<b>5.0-20</b>	<b>3.0-17</b>	<b>0</b>	<b>1-0</b>	<b>0-0</b>	<b>0</b>	<b>2</b>
<b>Career (37 GP)</b>	<b>84</b>	<b>15.0-64</b>	<b>7.5-47</b>	<b>0</b>	<b>2-0</b>	<b>0-0</b>	<b>2</b>	<b>11</b>



# EDGERRIN COOPER

**LB • JR-3L • COVINGTON, LA. [COVINGTON]**

- Junior LB Edgerrin Cooper is in his third season as a starter at linebacker and has been unstoppable in SEC play, helping the Aggies rank as one of the best defenses in the nation.
- Cooper leads the SEC and ranks fifth in the country with 16.0 total tackles for loss. He has put up six games with multiple TFLs, including 12.0 in SEC games.
- Against South Carolina, Cooper led the defense with seven tackles, including 1.5 TFL and 0.5 sack, tallying four QB hurries and forcing a fumble to earn SEC Defensive Player of the Week honors for the first time in his career.
- In the first three games of SEC play, Cooper posted at least 2.0 tackles for loss and 1.0 sack in each game, totaling 8.0 TFL and 6.0 sacks through that span.
- He registered the third double-digit tackles game of his career when he tallied 11 takedowns against Alabama.
- Cooper recovered a fumble at Miami after landing on a muffed punt on the Miami 9-yard line to set up A&M's second touchdown of the first half.
- To start the year, Cooper was second on the team with eight tackles in the 2023 season-opening win over New Mexico, also setting a new career high with 3.0 tackles for loss.
- He led the Aggies with 8.0 tackles for loss a season ago and was fourth on the team with 61 tackles.
- Cooper started all 12 games in 2021 and was fourth on the team with 58 tackles, while earning 2021 SEC All-Freshman Team honors and earned Defensive Most Improved and the Defensive Aggie Award for strength & conditioning at the annual team banquet.
- He was a key contributor on an Aggie defense that ranked No. 3 nationally in scoring defense last season (15.9) and led the SEC in total yards allowed. Additionally, the defense ranked in the top 20 in passing defense (192.7) and top five in the league with 39.0 sacks.
- A standout at Covington High School, Cooper was a four-star recruit and a top-10 prospect out of the state of Louisiana.

## 2023 GAME-BY-GAME STATS

Opponent	Tkl	TFL	Sack	FF	FR	INT	PBU	QBH
9/2 New Mexico	8	3.0-9	0.0-0	0	0-0	0-0	0	1
9/9 at Miami	6	1.0-1	0.0-0	0	1-0	0-0	0	0
9/16 ULM	2	0.0-0	0.0-0	0	0-0	0-0	0	0
9/23 Auburn	8	3.0-7	2.0-5	0	0-0	0-0	0	0
9/30 vs Arkansas	6	2.0-9	1.0-8	0	0-0	0-0	0	1
10/7 Alabama	11	3.0-25	3.0-25	1	0-0	0-0	0	0
10/14 at Tennessee	4	1.5-3	0.0-0	0	0-0	0-0	0	0
10/28 South Carolina	7	1.5-7	0.5-6	1	0-0	0-0	1	4
11/4 at Ole Miss	7	1.0-3	0.5-2	0	0-0	0-0	0	0
11/11 Mississippi State								
11/18 ACU								
11/25 at LSU								
<b>2023 Total (8 GP)</b>	<b>59</b>	<b>16.0-61</b>	<b>7.0-44</b>	<b>2</b>	<b>1-0</b>	<b>0-0</b>	<b>1</b>	<b>6</b>
<b>Career (41 GP)</b>	<b>180</b>	<b>30.0-98</b>	<b>8.0-47</b>	<b>3</b>	<b>2-0</b>	<b>2-4</b>	<b>7</b>	<b>13</b>

TEXAS A&M 2023 SCHEDULE/RESULTS

DATE	OPPONENT		SCORE	OVERALL	SEC	START	DURATION	TEMP	ATTENDANCE
Sat., Sep. 2	New Mexico	W	52-10	1-0	0-0	6:05 PM	3:31	99°	97,560
Sat., Sep. 9	Miami	L	33-48	1-1	0-0	3:59 PM	3:53	80°	48,792
Sat., Sep. 16	ULM	W	47-3	2-1	0-0	4:00 PM	2:59	76°	93,090
Sat., Sep. 23	* Auburn	W	27-10	3-1	1-0	11:07 AM	3:29	86°	102,530
Sat., Sep. 30	* vs. Arkansas ^	W	34-22	4-1	2-0	11:03 AM	3:21	Dome	59,437
Sat., Oct. 7	* # 11 Alabama	L	20-26	4-2	2-1	2:40 PM	3:18	74°	108,101
Sat., Oct. 14	* at #19 Tennessee	L	13-20	4-3	2-2	3:45 PM	3:18	73°	101,915
Sat., Oct. 21	* South Carolina	W	30-17	5-3	3-2	11:08 AM	3:19	81°	95,297
Sat., Nov. 4	* at #11 Ole Miss	L	35-38	5-4	3-3	11:08 AM	3:39	65°	65,680
Sat., Nov. 11	* Mississippi State								
Sat., Nov. 18	ACU								
Sat., Nov. 25	* at LSU								

\* - SEC Game / ^ - AT&T Stadium, Arlington, Texas  
Rankings reflected as AP/USA Today ranking at time of the game

TEXAS A&M TEAM STATS

	A&M	OPPONENT
Scoring.....	291	194
Points per game.....	32.3	21.6
First Downs.....	198	140
Rushing.....	69	50
Passing.....	107	76
Penalty.....	22	14
Rushing Yardage.....	1180	900
Yards gained rushing.....	1370	1206
Yards lost rushing.....	190	306
Rushing attempts.....	302	303
Average per rush.....	3.9	3.0
Average per game.....	131.1	100.0
TDs Rushing.....	14	5
Passing Yardage.....	2431	1772
Comp-Att-Int.....	200-311-7	137-236-4
Average per pass.....	7.8	7.5
Average per catch.....	12.2	12.9
Average per game.....	270.1	196.9
TDs Passing.....	17	13
Total Offense.....	3611	2672
Total plays.....	613	539
Average per play.....	5.9	5.0
Average per game.....	401.2	296.9
KICK RETURNS: #-Yards.....	12-233 (19.4)	25-559 (22.4)
PUNT RETURNS: #-Yards.....	19-285 (15.0)	8-56 (7.0)
INT RETURNS: #-Yards.....	4-47 (11.8)	7-91 (13.0)
FUMBLES-LOST.....	15-4	17-3
PENALTIES-Yards.....	63-481	78-669
Average Per Game.....	53.4	74.3
PUNTS-Yards.....	29-1155	50-2062
Average Per Punt.....	39.8	41.2
TIME OF POSSESSION/Game.....	31:22	28:22
3RD-DOWN Conversions.....	54-123 (44%)	35-118 (30%)
4TH-DOWN Conversions.....	7-12 (58%)	5-13 (38%)
SACKS BY-Yards.....	34-209	18-120
FIELD GOALS-ATTEMPTS.....	18-26 (69%)	13-16 (81%)
ON-SIDE KICKS.....	0-1	0-1
RED-ZONE SCORES.....	35-41 (85%)	19-23 (83%)
RED-ZONE TOUCHDOWNS.....	22-41 (54%)	12-23 (52%)
PAT-ATTEMPTS.....	33-33 (100%)	19-19 (100%)
ATTENDANCE AVG.....	99,316	72,129

RECORD BREAKDOWN

	2023 SEASON	UNDER FISHER
Overall.....	5-4	44-25
Home.....	4-1	29-8
Away.....	0-3	7-16
Neutral.....	1-0	8-1
SEC.....	3-3	26-21
Non-Conference.....	2-1	17-3
Overtime.....	0-0	2-0
Day.....	4-4	20-14
Night.....	1-0	23-10
Televised.....	5-4	44-25
Non-Televised.....	0-0	0-0
vs Top 25.....	0-1	8-11
vs Top 15.....	0-2	7-12
vs Top 10.....	0-0	5-8
vs Top 5.....	0-0	2-8
Scores First.....	3-3	33-7
Opponent Scores First.....	2-1	11-17
Leading after 1st Qtr.....	4-1	32-2
Trailing after 1st Qtr.....	1-1	7-17
Tied after 1st Qtr.....	0-2	5-5
Leading at Half.....	5-2	37-6
Trailing at Half.....	0-2	4-18
Tied at Half.....	0-0	3-0
Leading after 3rd Qtr.....	5-0	35-1
Trailing after 3rd Qtr.....	0-4	5-23
Tied after 3rd Qtr.....	0-0	4-0
Wins Coin Toss.....	3-2	17-11
Loses Coin Toss.....	3-1	27-13
Natural Grass.....	5-3	38-23
Artificial Surface.....	1-0	6-1

SCORE BY QUARTER

	1st	2nd	3rd	4th	OT	Total
Texas A&M	50	114	63	64	-	291
Opponents	34	50	58	52	-	194



# TEXAS A&M GAME-BY-GAME STATS

## OFFENSE

OFFENSE

		RUSHING				PASSING				KICK RETURNS				PUNT RETURNS				TOTAL
DATE	OPPONENT	NO.	YDS	TD	LG	C-A-I	YDS	TD	LG	NO	YDS	TD	LG	NO	YDS	TD	LG	OFF
SEPT	2 New Mexico	29	134	1	27	24-34-0	277	6	35	1	27	0	27	4	53	0	44	411
	9 at Miami	29	97	2	14	31-53-2	336	2	44	4	68	0	29	1	2	0	2	433
	16 ULM	33	158	3	21	32-40-0	399	2	37	2	57	0	31	4	19	0	11	557
	23 Auburn	33	209	1	79	15-25-0	193	2	37	1	15	0	15	3	30	0	17	402
	30 vs. Arkansas	39	204	0	32	17-28-1	210	2	32	0	0	0	0	3	131	1	82	414
OCT	7 #11 Alabama	35	67	1	9	14-25-1	239	1	37	2	26	0	21	1	46	0	46	306
	14 at #19 Tennessee	28	54	1	19	16-34-2	223	0	29	1	23	0	23	0	0	0	0	277
	28 South Carolina	40	105	2	29	20-30-0	249	1	42	1	17	0	17	1	0	0	0	354
NOV	4 at #11 Ole Miss	36	152	3	13	31-42-1	305	1	28	0	0	0	0	2	4	0	2	457
	11 Mississippi State																	
	18 ACU																	
	25 at LSU																	
	TEXAS A&M	302	1180	14	79	200-311-7	2431	17	44	12	233	0	31	19	285	1	76	3611
	OPPONENTS	303	900	5	31	137-236-4	1772	13	64	25	559	1	98	8	56	1	39	2672

## DEFENSE

DEFENSE

DATE	OPPONENT	SOLO	TACKLES			SACKS	FUMBLES		INT-YDS	QBH	PASS BRK	BLKD KICK	KICKS	2-PT CONV		SAF	PTS
			AST	TOTAL	TFL-YDS	NO-YDS	FF	FR-YDS					ATT-MAD	RUN	RCV		
SEPT	2 New Mexico	38	32	70	10.0-34	2-13	0	0-0	1-0	6	5	0	7-7	0	0	0	52
	9 at Miami	33	14	47	6.0-19	2-12	1	1-0	0-0	0	4	1	3-3	0	0	0	33
	16 ULM	29	12	41	3.0-11	2-10	1	0-0	0-0	1	6	0	5-5	0	0	0	47
	23 Auburn	39	24	63	15.0-56	7-26	1	0-0	0-0	1	4	0	3-3	0	0	0	27
	30 vs. Arkansas	34	30	64	15.0-57	7-41	2	0-0	1-0	2	4	0	4-4	0	0	0	34
OCT	7 #11 Alabama	34	24	58	8.0-49	6-43	2	1-0	1-15	3	2	0	2-2	0	0	0	20
	14 at #19 Tennessee	43	28	71	8.0-24	3-16	1	0-0	1-16	5	1	0	1-1	0	0	0	13
	28 South Carolina	36	22	58	10.0-51	4-43	1	1-0	0-0	9	6	0	3-3	0	0	0	30
NOV	4 at #11 Ole Miss	36	40	76	6.0-15	1-5	0	0-0	0-0	5	1	1	5-5	0	0	0	35
	11 Mississippi State																
	18 ACU																
	25 at LSU																
	TEXAS A&M	320	230	550	81.0-316	34-209	9	3-0	4-47	32	33	2	33-33	0	0	0	291
	OPPONENTS	362	200	562	43.0-180	18-120	8	4-67	7-91	42	31	5	19-19	0	1	1	194

## SPECIAL TEAMS

DATE	OPPONENT	NO	YDS	AVG	PUNTING					FIELD GOALS				KICKOFFS				
					LONG	BLKD	TB	FC	50+	I20	ATT-MADE	LG	BLKD	NO	YDS	AVG	TB	OB
SEPT 2	New Mexico	2	92	46.0	49	0	0	1	0	0	1-2	39	1	9	581	64.6	3	0
9	at Miami	3	128	42.7	51	0	0	1	1	1	2-3	28	0	7	419	59.9	4	0
16	ULM	1	48	48.0	48	0	0	0	0	1	4-4	52	0	10	639	63.9	7	0
23	Auburn	5	207	41.4	48	0	0	2	0	1	2-2	51	0	6	387	64.5	5	0
30	vs. Arkansas	2	105	52.5	53	0	0	0	2	2	2-4	42	0	7	421	60.1	2	1
OCT 7	#11 Alabama	3	108	36.0	45	0	1	1	0	2	2-3	22	1	5	325	65.0	2	0
14	at #19 Tennessee	4	128	32.0	38	0	0	2	0	0	2-3	41	0	4	260	65.0	3	0
28	South Carolina	4	135	33.8	37	1	0	2	0	0	3-4	52	1	7	445	63.6	4	0
NOV 4	at #11 Ole Miss	4	161	40.3	46	0	0	1	0	2	0-1	0	1	6	381	63.5	2	0
11	Mississippi State																	
18	ACU																	
25	at LSU																	
	Texas A&M	29	1155	39.8	53	1	1	10	3	9	18-26	52	4	61	3858	63.2	32	1
	Opponents	50	2062	41.2	64	1	4	14	10	11	13-16	53	1	43	2659	61.8	28	0

## RED ZONE

DATE	OPPONENT	W/L	SCORE	TIMES IN RZ	TIMES SCORED	TOTAL PTS	RUSH TDS	PASS TDS	FGS MADE	FAILED TO SCORE INSIDE RED ZONE						GAME
										FGA	DOWN	INT	FUMB	HALF		
SEPT 2	New Mexico	W	52-10	5	5	35	1	4	0	0	0	0	0	0	0	0
9	at Miami	L	33-48	7	6	33	2	2	2	2	0	1	0	0	0	0
16	ULM	W	47-3	7	7	37	2	2	3	3	0	0	0	0	0	0
23	Auburn	W	27-10	2	2	10	1	0	1	1	0	0	0	0	0	0
30	vs. Arkansas	W	34-22	3	2	10	0	1	1	1	1	0	0	0	0	0
OCT 7	#11 Alabama	L	20-26	4	3	13	1	0	2	2	1	0	0	0	0	0
14	at #19 Tennessee	L	13-20	3	3	13	1	0	2	2	0	0	0	0	0	0
28	South Carolina	W	30-17	6	4	20	2	0	2	3	0	0	0	0	0	1
NOV 4	at #11 Ole Miss	L	35-38	4	3	22	3	0	0	0	0	1	0	0	0	0
11	Mississippi State															
18	ACU															
25	at LSU															
	TEXAS A&M -- 35 OF 41 (85.4%)			41	35	193	13	9	13	14	2	2	0	0	0	1
	OPPONENTS -- 19 OF 23 (82.6%)			23	19	106	4	8	7	8	2	1	0	0	0	0

OPPONENT GAME-BY-GAME STATS

OFFENSE

DATE	OPPONENT	RUSHING				PASSING				KICK RETURNS				PUNT RETURNS				TOTAL OFF
		NO.	YDS	TD	LG	C-A-I	YDS	TD	LG	NO	YDS	TD	LG	NO	YDS	TD	LG	
SEPT	2 New Mexico	32	91	1	27	16-28-1	131	0	22	6	92	0	20	1	-1	0	0	222
	9 at Miami	24	77	0	18	21-30-0	374	5	64	3	110	1	98	1	2	0	2	451
	16 ULM	31	127	0	29	6-17-0	95	0	37	1	12	0	12	0	0	0	0	222
	23 Auburn	41	144	0	31	9-23-0	56	0	13	1	16	0	16	2	14	0	9	200
	30 vs. Arkansas	39	42	0	10	9-17-1	132	1	48	3	82	0	36	1	3	0	3	174
OCT	7 #11 Alabama	26	23	0	15	21-33-1	321	3	52	3	80	0	30	1	-1	0	0	344
	14 at #19 Tennessee	49	232	0	23	11-22-1	100	1	17	1	19	0	19	1	39	1	39	332
	28 South Carolina	28	33	1	29	20-33-0	176	1	23	3	65	0	26	0	0	0	0	209
NOV	4 at #11 Ole Miss	33	131	3	18	24-33-0	387	2	40	4	83	0	34	1	0	0	0	518
	11 Mississippi State																	
	18 ACU																	
	25 at LSU																	
	OPPONENTS	303	900	5	31	137-236-4	1772	13	64	25	559	1	98	8	56	1	39	2672
	TEXAS A&M	302	1180	14	79	200-311-7	2431	17	44	12	233	0	31	19	285	1	76	3611

DEFENSE

DATE	OPPONENT	TACKLES			TFL-YDS	SACKS NO-YDS	FUMBLES		INT-YDS	QBH	PASS BRK	BLKD KICK	KICKS ATT-MAD	2-PT CONV		SAF	PTS
		SOLO	AST	TOTAL			FF	FR-YDS						RUN	RCV		
SEPT	2 New Mexico	41	18	59	5.0-32	2-24	1	0-0	0-0	2	3	1	1-1	0	0	0	10
	9 at Miami	40	26	66	5.0-17	1-1	1	1-0	2-30	4	3	0	6-6	0	0	0	48
	16 ULM	55	6	61	4.0-17	2-14	1	0-0	0-0	4	3	0	0-0	0	0	0	3
	23 Auburn	34	26	60	4.0-16	2-11	1	1-0	0-0	2	2	0	1-1	0	0	0	10
	30 vs. Arkansas	39	24	63	4.0-6	0-0	1	2-0	1-20	2	4	0	1-1	0	0	0	22
OCT	7 #11 Alabama	32	32	64	6.0-35	5-31	0	0-0	1-0	7	2	1	3-3	0	0	1	26
	14 at #19 Tennessee	31	12	43	5.0-22	2-16	0	0-0	2-41	11	4	0	2-2	0	0	0	20
	28 South Carolina	45	18	63	7.0-26	3-18	1	0-0	0-0	5	5	0	2-2	0	0	0	17
NOV	4 at #11 Ole Miss	46	36	82	3.0-9	1-5	2	0-0	1-0	5	4	1	3-3	0	1	0	38
	11 Mississippi State																
	18 ACU																
	25 at LSU																
	OPPONENTS	362	200	562	43.0-180	18-120	8	4-67	7-91	42	31	5	19-19	0	1	1	194
	TEXAS A&M	320	230	550	81.0-316	34-209	9	3-0	4-47	32	33	2	33-33	0	0	0	291

SPECIAL TEAMS

DATE	OPPONENT	NO	YDS	AVG	PUNTING				TB	FC	50+	I20	FIELD GOALS			KICKOFFS				
					LONG	BLKD	BLK	YDS					MADE-ATT	LG	BLKD	NO	YDS	AVG	TB	OB
SEPT	2 New Mexico	6	225	37.5	50	0	0	2	1	1			1-1	27	0	3	136	45.3	0	0
	9 at Miami	3	96	32.0	51	1	0	0	1	2			2-3	50	0	9	559	62.1	5	0
	16 ULM	8	300	37.5	48	0	0	1	0	1			1-1	24	0	2	115	57.5	0	0
	23 Auburn	9	362	40.2	52	0	1	3	3	2			1-1	53	0	3	177	59.0	2	0
	30 vs. Arkansas	5	267	53.4	64	0	1	1	3	0			3-3	52	0	5	325	65.0	5	0
OCT	7 #11 Alabama	5	194	38.8	45	0	1	3	0	1			1-1	39	0	5	307	61.4	2	0
	14 at #19 Tennessee	3	120	40.0	49	0	0	1	0	2			2-3	31	0	5	325	65.0	4	0
	28 South Carolina	5	202	40.4	49	0	1	2	0	1			1-1	49	0	4	260	65.0	3	0
NOV	4 at #11 Ole Miss	4	172	43.0	47	0	0	1	0	1			1-2	22	1	7	455	65.0	7	0
	11 Mississippi State																			
	18 ACU																			
	25 at LSU																			
	OPPONENTS	50	2062	41.2	64	1	4	14	10	11			13-16	53	1	43	2659	61.8	28	0
	TEXAS A&M	29	1155	39.8	53	1	1	10	3	9			18-26	52	4	61	3858	63.2	32	1

RED ZONE

DATE	OPPONENT	W/L	SCORE	TIMES IN RZ	TIMES SCORED	TOTAL PTS	RUSH TDS	PASS TDS	FGS MADE	FAILED TO SCORE INSIDE RED ZONE						GAME
										FGA	DOWNS	INT	FUMB	HALF		
SEPT	2 New Mexico	W	52-10	1	1	3	0	0	1		1	0	0	0	0	0
	9 at Miami	L	48-33	4	4	24	0	3	1		1	0	0	0	0	0
	16 ULM	W	47-3	2	1	3	0	0	1		1	1	0	0	0	0
	23 Auburn	W	27-10	0	0	0	0	0	0		0	0	0	0	0	0
	30 vs. Arkansas	W	34-22	1	1	3	0	0	1		1	0	0	0	0	0
OCT	7 #11 Alabama	L	20-26	2	2	14	0	2	0		0	0	0	0	0	0
	14 at #19 Tennessee	L	13-20	5	3	13	0	1	2		2	1	1	0	0	0
	28 South Carolina	W	30-17	2	2	14	1	1	0		0	0	0	0	0	0
NOV	4 at #11 Ole Miss	L	35-38	6	5	32	3	1	1		2	0	0	0	0	0
	11 Mississippi State															
	18 ACU															
	25 at LSU															
	OPPONENTS -- 19 OF 23 (82.6%)			23	19	106	4	8	7		8	2	1	0	0	0
	TEXAS A&M -- 35 OF 41 (85.4%)			41	35	193	13	9	13		14	2	2	0	0	1

## TEAM COMPARISON GAME-BY-GAME

		FIRST DOWNS					RUSHING	PASSING		TOTAL OFFENSE			
Date	Opponent	Score	Total	Rush	Pass	Pen	Number-Yards	Comp-Att-Int	Yards	Plays-Yards	Return Yds	TO	
SEPT	2 New Mexico	52-10	27/18	9/6	13/8	5/4	29-134/32-91	24-34-0/16-28-1	277/131	63-411/60-222	80/91	0/1	
	9 at Miami	33-48	26/16	7/4	14/10	5/2	29-97/24-77	31-53-2/21-30-0	336/374	82-433/54-451	70/142	3/1	
	16 ULM	47-3	28/8	6/5	21/2	1/1	33-158/31-127	32-40-0/6-17-0	399/95	73-557/48-222	76/12	0/0	
	23 Auburn	27-10	16/14	9/9	7/5	0/0	33-209/41-144	15-25-0/9-23-0	193/56	58-402/64-200	45/30	1/0	
	30 vs. Arkansas	34-22	19/10	10/4	9/5	0/1	39-204/39-42	17-28-1/9-17-1	210/132	67-414/56-174	131/105	3/1	
OCT	7 #11 Alabama	20-26	16/16	5/2	8/14	3/0	35-67/26-23	14-25-1/21-33-1	239/321	60-306/59-344	87/79	1/2	
	14 at #19 Tennessee	13-20	17/20	4/10	9/7	4/3	28-54/49-232	16-34-2/11-22-1	223/100	62-277/71-332	39/99	2/1	
	28 South Carolina	30-17	19/12	8/3	9/9	2/0	40-105/28-33	20-30-0/20-33-0	249/176	70-354/61-209	17/65	0/1	
NOV	4 at #11 Ole Miss	35-38	30/26	11/7	17/16	2/3	36-152/33-131	31-42-1/24-33-0	305/387	78-457/66-518	4/83	1/0	
	11 Mississippi State												
	18 ACU												
	25 at LSU												
TOTALS		291-194	198/140	69/50	107/76	22/14	302-1180/303-900	200-311-7/137-236-4	2431/1772	613-3611/539-2672	565/773	11/7	

Date	Opponent	3rd Down		4th Down		Time of Possession	TOP Margin	Avg Yds/Rush	Avg Yds/Pass	Avg Yds/Play	Punting Number-Avg	Penalties Number-Yards	
		Conversions	Conversions	Conversions	Conversions								
SEPT 2	New Mexico	3-7/3-13	1-1/1-2	25:40/34:20	-8:40	4.6/2.8	8.1/4.7	6.5/3.7	2-46.0/6-37.5	9-88.0/10-114.0			
9	at Miami	8-18/3-9	1-2/0-0	32:05/27:55	4:10	3.3/3.2	6.3/12.5	5.3/8.4	2-43.0/3-32.0	7-55.0/10-115.0			
16	ULM	9-14/1-12	0-0/1-2	34:29/25:31	8:58	4.8/4.1	10.0/5.6	7.6/4.6	1-48.0/8-37.5	8-50.0/6-55.0			
23	Auburn	5-12/3-15	0-0/1-2	27:50/32:10	-04:20	6.3/3.5	7.7/2.4	6.9/3.1	5-41.4/9-40.2	7-50.0/10-64.0			
30	vs. Arkansas	8-15/5-15	0-1/0-1	30:33/29:27	1:06	5.2/1.1	7.5/7.8	6.2/3.1	2-52.5/5-53.4	6-40.0/0-0.0			
OCT 7	#11 Alabama	4-12/4-12	0-1/0-1	30:51/29:09	01:42	1.9/0.9	9.6/9.7	5.1/5.8	3-36.0/5-38.8	4-20.0/14-99.0			
14	at #19 Tennessee	5-15/7-15	0-2/0-2	30:48/29:12	01:36	1.9/4.7	6.6/4.5	4.5/4.7	4-32.0/3-40.0	11-90.0/12-115.0			
28	South Carolina	7-19/5-16	4-4/1-3	36:30/23:30	13:00	2.6/1.2	8.3/5.3	5.1/3.4	4-33.8/5-40.4	2-15.0/8-46.0			
NOV 4	at #11 Ole Miss	5-11/4-11	1-1/1-1	35:37/24:23	11:14	4.2/4.0	7.3/11.7	5.9/7.8	4-40.3/4-43.0	9-73.0/8-61.0			
11	Mississippi State												
18	ACU												
25	at LSU												
TOTALS		54-123/35-118	7-12/5-13	282:19/255:18	27:01	3.9/3.0	7.8/7.5	5.9/5.0	29-39.8/50-41.2	63-481.0/78-669.0			

numbers formatted in team/opponent format

## INDIVIDUAL GAME-BY-GAME

### RUSHING

Name	No-Yds/TD	UNM	MIA	ULM	AUB	ARK	BAMA	UT	USC	MISS	MSST	ACU	LSU
8 Le'Veon Moss	86-439/4	6-26/1	DNP	8-46/0	15-97/1	17-107/0	16-49/1	15-62/0	DNP	9-52/1			
4 Amari Daniels	78-425/4	7-51/0	18-62/1	9-36/1	5-85/0	10-36/0	4-17/0	DNP	13-68/1	12-70/1			
2 Rueben Owens	61-185/2	7-25/0	5-7/0	8-51/1	7-20/0	2-7/0	3-4/0	5-16/0	18-40/1	6-15/0			
14 Max Johnson	51-27/2	2--10/0	DNP	1--10/0	4-15/0	9-57/0	12--3/0	7--22/1	8--4/0	8-4/1			
15 Conner Weigman	12-63/2	3-22/0	5-29/1	3-18/1	1--6/0	DNP	DNP	DNP	DNP	DNP			
26 David Bailey Jr.	5-25/0	4-20/0	-	1-5/0	-	-	-	-	-	-			
0 Ainias Smith	4-17/0	-	-	2-5/0	-	-	-	-	1-1/0	1-11/0			
16 Jaylen Henderson	1-7/0	DNP	DNP	1-7/0	DNP	DNP	DNP	DNP	DNP	DNP			
1 Evan Stewart	1--3/0	-	-	DNP	-	1--3/0	-	-	-	-			

### RECEIVING

Name	No-Yds/TD	UNM	MIA	ULM	AUB	ARK	BAMA	UT	USC	MISS	MSST	ACU	LSU
0 Ainias Smith	39-652/1	3-40/0	3-27/0	7-127/0	5-78/0	4-71/0	4-88/0	1-20/0	6-118/1	6-83/0			
1 Evan Stewart	37-506/4	8-115/2	11-142/0	DNP	3-50/1	2-50/1	3-46/0	4-48/0	6-55/0	DNP			
19 Jake Johnson	22-218/3	-	3-22/0	6-36/0	2-32/1	2-21/0	4-45/1	1-11/0	2-20/0	2-31/1			
3 Noah Thomas	20-259/4	6-74/3	4-38/1	-	DNP	1-6/0	-	3-75/0	2-16/0	4-50/0			
9 Jahdae Walker	18-274/1	3-31/0	-	5-110/1	1-7/0	-	-	-	1-26/0	8-100/0			
7 Moose Muhammad III	17-153/1	3-12/1	1-15/0	4-33/0	1-0/0	1-10/0	2-49/0	2-11/0	DNP	3-23/0			
42 Max Wright	12-108/0	-	1-18/0	2-28/0	-	2-20/0	-	3-26/0	2-9/0	2-7/0			
4 Amari Daniels	11-62/0	1-5/0	4-20/0	2-27/0	-	1-3/0	-	DNP	-	3-7/0			
2 Rueben Owens	9-83/0	-	3-35/0	1-3/0	2-27/0	-	-	1-13/0	1-5/0	1-0/0			
8 Le'Veon Moss	9-68/0	-	DNP	1-8/0	1--1/0	3-27/0	1-11/0	1-19/0	DNP	2-4/0			
88 Jordan Anthony	3-14/0	-	DNP	3-14/0	DNP	DNP	DNP	DNP	DNP	DNP			
24 Earnest Crownover	2-21/2	-	1-19/1	-	-	1-2/1	-	-	-	-			
11 Raymond Cottrell	1-13/1	-	DNP	1-13/1	DNP	-	DNP	DNP	DNP	DNP			



PASSING

#15 CONNER WEIGMAN

	Comp	Att	Int	Pct	Yards	TD	Long	Sack-Yds	Effic
New Mexico	18	23	0	78.3	236	5	35	1-9	236.2
at Miami	31	53	2	58.5	336	2	44	1-1	116.6
ULM	25	29	0	86.2	337	1	37	1-4	195.2
Auburn	8	14	0	57.1	70	0	26	1-6	99.1
vs. Arkansas				---	DNP---				
#11 Alabama				---	DNP---				
at #19 Tennessee				---	DNP---				
South Carolina				---	DNP---				
at #11 Ole Miss				---	DNP---				
Mississippi State	-	-	-	-	-	-	-	-	-
ACU	-	-	-	-	-	-	-	-	-
at LSU	-	-	-	-	-	-	-	-	-
TOTALS	82	119	2	68.9	979	8	44	4-20	156.8

#14 MAX JOHNSON

	Comp	Att	Int	Pct	Yards	TD	Long	Sack-Yds	Effic
New Mexico	6	9	0	66.7	41	1	12	1-15	141.6
at Miami				---	DNP---				
ULM	7	11	0	63.6	62	1	16	1-10	141.0
Auburn	7	11	0	63.6	123	2	37	1-5	217.6
vs. Arkansas	17	28	1	60.7	210	2	32	0-0	140.1
#11 Alabama	14	25	1	56.0	239	1	37	5-31	141.5
at #19 Tennessee	16	34	2	47.1	223	0	29	2-16	90.4
South Carolina	20	30	0	66.7	249	1	42	3-18	147.4
at #11 Ole Miss	31	42	1	73.8	305	1	28	1-5	137.9
Mississippi State	-	-	-	-	-	-	-	-	-
ACU	-	-	-	-	-	-	-	-	-
at LSU	-	-	-	-	-	-	-	-	-
TOTALS	118	190	5	62.1	1,452	9	42	14-100	136.7

TACKLES

Name	Solo-Ast	Total	UNM	MIA	ULM	AUB	ARK	BAMA	UT	USC	MISS	MSST	ACU	LSU
45 Edgerrin Cooper	28-31	59	4-4	3-3	1-1	5-3	2-4	6-5	2-2	5-2	0-7			
21 Taurean York	25-25	50	1-1	3-4	1-1	5-6	2-3	3-2	6-3	3-3	1-2			
26 Demani Richardson	35-11	46	3-0	4-1	2-0	4-0	3-2	4-2	6-2	6-0	3-4			
28 Josh DeBerry	31-8	39	7-3	1-2	1-0	1-1	2-0	7-0	6-0	0-2	6-0			
1 Bryce Anderson	21-14	35	4-1	1-1	-	4-1	2-4	1-2	DNP	4-2	5-3			
2 Jacoby Mathews	25-7	32	2-0	4-0	3-1	1-1	2-0	2-1	6-2	3-0	2-2			
10 Fadil Diggs	18-12	30	-	3-1	2-0	3-0	2-2	3-2	3-3	2-2	0-2			
0 Walter Nolen	15-14	29	2-5	1-1	1-0	1-3	4-2	2-0	3-1	-	1-2			
5 Shemar Turner	12-15	27	1-2	1-0	2-0	4-1	2-2	0-3	0-4	2-1	0-2			
24 Chris Russell Jr.	14-8	22	1-0	-	1-1	4-1	2-2	1-1	1-2	2-0	2-1			
3 McKinnley Jackson	7-13	20	0-1	1-0	0-2	2-0	1-3	0-2	2-3	0-1	1-1			
7 Tyreek Chappell	8-8	16	2-0	2-0	DNP	1-2	0-1	2-2	0-1	1-2	DNP			
18 LT Overton	6-9	15	0-1	2-0	-	-	0-4	-	2-0	0-1	2-3			
92 Malick Sylla	10-2	12	0-1	-	2-0	1-0	2-0	-	2-0	1-0	2-1			
34 Isaiah Raikes	5-7	12	-	2-0	1-0	1-1	1-1	-	0-1	0-2	0-2			
11 Deuce Harmon	8-2	10	-	-	2-1	-	-	2-0	3-1	1-0	DNP			
17 Albert Regis	4-6	10	1-0	0-1	-	1-1	1-2	-	-	DNP	1-2			
33 Jarred Kerr	8-1	9	1-1	1-0	4-0	-	-	-	-	2-0	-			
14 Jayvon Thomas	4-5	9	0-1	-	DNP	DNP	-	DNP	-	1-2	3-2			
4 Shemar Stewart	3-6	9	-	1-0	-	0-2	0-1	1-0	-	0-1	1-2			
13 DJ Hicks	2-6	8	0-1	-	2-1	-	-	DNP	0-3	0-1	-			
12 Sam Mathews	6-1	7	2-0	1-0	-	1-0	1-0	0-1	-	1-0	-			
25 Dalton Brooks	4-3	7	1-0	-	1-0	0-1	0-1	-	-	0-1	2-0			
22 Jurriente Davis	2-4	6	0-4	-	2-0	DNP	DNP	DNP	DNP	DNP	DNP			
16 Sam McCall	3-2	5	-	-	-	-	-	-	-	-	3-2			
20 Jardin Gilbert	2-3	5	1-3	1-0	DNP	DNP	DNP	DNP	DNP	DNP	DNP			
40 Martrell Harris Jr.	2-2	4	0-2	-	2-0	-	-	-	-	DNP	DNP			
6 Enai White	2-1	3	1-0	DNP	0-1	-	1-0	-	DNP	DNP	DNP			
23 Chantz Johnson	2-0	2	1-0	-	-	-	1-0	-	-	-	-			
27 Daymion Sanford	2-0	2	2-0	-	-	-	-	-	-	-	-			
15 Rylan Kennedy	1-1	2	DNP	-	DNP	-	-	-	-	1-1	-			
47 Randy Bond	1-1	2	0-1	-	-	-	1-0	-	-	-	-			
0 Ainnas Smith	1-0	1	-	-	-	-	-	-	1-0	-	-			
9 Jahdae Walker	1-0	1	1-0	-	-	-	-	-	-	-	-			
19 Bravion Rogers	1-0	1	-	DNP	DNP	DNP	DNP	DNP	DNP	-	1-0			
42 Max Wright	1-0	1	-	1-0	-	-	-	-	-	-	-			
24 Earnest Crownover	0-1	1	-	-	-	-	-	0-1	-	-	-			
95 Micaiah Overton	0-1	1	DNP	DNP	0-1	DNP	DNP	DNP	DNP	DNP	DNP			

## TEXAS A&amp;M INDIVIDUAL STATS

## RUSHING

	GP	Att	Gain	Loss	Net	Avg	TD	Long	Avg/G
8 Le'Veon Moss	7	86	445	6	439	5.1	4	36	62.7
4 Amari Daniels	8	78	441	16	425	5.4	4	79	53.1
2 Rueben Owens	9	61	202	17	185	3.0	2	21	20.6
15 Conner Weigman	4	12	83	20	63	5.3	2	19	15.8
14 Max Johnson	8	51	150	123	27	0.5	2	32	3.4
26 David Bailey Jr.	9	5	25	0	25	5.0	0	13	2.8
0 Ainiias Smith	9	4	17	0	17	4.3	0	11	1.9
16 Jaylen Henderson	1	1	7	0	7	7.0	0	7	7.0
1 Evan Stewart	7	1	0	3	-3	-3.0	0	0	-0.4
Team	9	3	0	5	-5	-1.7	0	0	-0.6
<b>TOTAL</b>	<b>9</b>	<b>302</b>	<b>1370</b>	<b>190</b>	<b>1180</b>	<b>3.9</b>	<b>14</b>	<b>79</b>	<b>131.1</b>
<b>OPPONENTS</b>	<b>9</b>	<b>303</b>	<b>1206</b>	<b>306</b>	<b>900</b>	<b>3.0</b>	<b>5</b>	<b>31</b>	<b>100.0</b>

## PASSING

	GP	Effic	Cmp-Att-Int	Pct	Yds	TD	Lng	Avg/G
14 Max Johnson	8	136.7	118-190-5	62.1	1452	9	42	181.5
15 Conner Weigman	4	156.8	82-119-2	68.9	979	8	44	244.8
Team	9	0.0	0-2-0	0.0	0	0	0	0.0
<b>TOTAL</b>	<b>9</b>	<b>143.5</b>	<b>200-311-7</b>	<b>64.3</b>	<b>2431</b>	<b>17</b>	<b>44</b>	<b>270.1</b>
<b>OPPONENTS</b>	<b>9</b>	<b>135.9</b>	<b>137-236-4</b>	<b>58.1</b>	<b>1772</b>	<b>13</b>	<b>64</b>	<b>196.9</b>

## RECEIVING

	GP	No.	Yds	Avg	TD	Long	Avg/G
0 Ainiias Smith	9	39	652	16.7	1	42	72.4
1 Evan Stewart	7	37	506	13.7	4	44	72.3
19 Jake Johnson	9	22	218	9.9	3	28	24.2
3 Noah Thomas	8	20	259	13.0	4	34	32.4
9 Jahdae Walker	9	18	274	15.2	1	37	30.4
7 Moose Muhammad III	8	17	153	9.0	1	31	19.1
42 Max Wright	9	12	108	9.0	0	20	12.0
4 Amari Daniels	8	11	62	5.6	0	14	7.8
8 Le'Veon Moss	7	9	68	7.6	0	19	9.7
2 Rueben Owens	9	9	83	9.2	0	26	9.2
88 Jordan Anthony	2	3	14	4.7	0	11	7.0
24 Earnest Crownover	9	2	21	10.5	2	19	2.3
11 Raymond Cottrell	3	1	13	13.0	1	13	4.3
<b>TOTAL</b>	<b>9</b>	<b>200</b>	<b>2431</b>	<b>12.2</b>	<b>17</b>	<b>44</b>	<b>270.1</b>
<b>OPPONENTS</b>	<b>9</b>	<b>137</b>	<b>1772</b>	<b>12.9</b>	<b>13</b>	<b>64</b>	<b>196.9</b>

## TOTAL OFFENSE

	GP	Plays	Rush	Pass	Total	Avg/G
14 Max Johnson	8	241	27	1452	1479	184.9
15 Conner Weigman	4	131	63	979	1042	260.5
8 Le'Veon Moss	7	86	439	0	439	62.7
4 Amari Daniels	8	78	425	0	425	53.1
2 Rueben Owens	9	61	185	0	185	20.6
26 David Bailey Jr.	9	5	25	0	25	2.8
0 Ainiias Smith	9	4	17	0	17	1.9
16 Jaylen Henderson	1	1	7	0	7	7.0
1 Evan Stewart	7	1	-3	0	-3	-0.4
<b>TOTAL</b>	<b>9</b>	<b>613</b>	<b>1180</b>	<b>2431</b>	<b>3611</b>	<b>401.2</b>
<b>OPPONENTS</b>	<b>9</b>	<b>539</b>	<b>900</b>	<b>1772</b>	<b>2672</b>	<b>296.9</b>

## PUNTING

	No.	Yds	Avg	Long	TB	FC	I20	50+	Blkd
95 Nik Constantinou	28	1122	40.1	53	1	10	9	3	0
Team	1	33	33.0	33	0	0	0	0	1
<b>TOTAL</b>	<b>29</b>	<b>1155</b>	<b>39.8</b>	<b>53</b>	<b>1</b>	<b>10</b>	<b>9</b>	<b>3</b>	<b>1</b>
<b>OPPONENTS</b>	<b>50</b>	<b>2062</b>	<b>41.2</b>	<b>64</b>	<b>4</b>	<b>14</b>	<b>11</b>	<b>10</b>	<b>1</b>

## KICKOFFS

	No.	Yds	Avg	TB	OB	Retn	Net	YdLn
47 Randy Bond	56	3547	63.3	30	0			
22 Ethan Moczulski	3	190	63.3	1	0	-	-	-
39 Blair Zepeda	2	121	60.5	1	1	-	-	-
<b>TOTAL</b>	<b>61</b>	<b>3858</b>	<b>63.2</b>	<b>32</b>	<b>1</b>	<b>24</b>	<b>39.8</b>	<b>25</b>
<b>OPPONENTS</b>	<b>43</b>	<b>2659</b>	<b>61.8</b>	<b>28</b>	<b>0</b>	<b>12</b>	<b>39.6</b>	<b>25</b>

## ALL-PURPOSE

	G	Rush	Rec	PR	KOR	IR	Tot	Avg/G
0 Ainiias Smith	9	17	652	267	41	0	977	108.6
8 Le'Veon Moss	7	439	68	0	0	0	507	72.4
1 Evan Stewart	7	-3	506	0	0	0	503	71.8
4 Amari Daniels	8	425	62	0	0	0	487	60.9
2 Rueben Owens	9	185	83	0	154	0	422	46.9
9 Jahdae Walker	9	0	274	0	0	0	274	30.4
3 Noah Thomas	8	0	259	0	0	0	259	32.4
19 Jake Johnson	9	0	218	0	0	0	218	24.2
7 Moose Muhammad III	8	0	153	18	0	0	171	21.4
42 Max Wright	9	0	108	0	0	0	108	12.0
15 Conner Weigman	4	63	0	0	0	0	63	15.8
26 David Bailey Jr.	9	25	0	0	7	0	32	3.6
13 Micah Tease	5	0	0	0	31	0	31	6.2
14 Max Johnson	8	27	0	0	0	0	27	3.4
24 Earnest Crownover	9	0	21	0	0	0	21	2.3
28 Josh DeBerry	9	0	0	0	0	16	16	1.8
24 Chris Russell Jr.	9	0	0	0	0	16	16	1.8
1 Bryce Anderson	8	0	0	0	0	15	15	1.9
88 Jordan Anthony	2	0	14	0	0	0	14	7.0
11 Raymond Cottrell	3	0	13	0	0	0	13	4.3
16 Jaylen Henderson	1	7	0	0	0	0	7	7.0
Team	9	-5	0	0	0	0	-5	-0.6
<b>TOTAL</b>	<b>9</b>	<b>1180</b>	<b>2431</b>	<b>285</b>	<b>233</b>	<b>47</b>	<b>4176</b>	<b>464.0</b>
<b>OPPONENTS</b>	<b>9</b>	<b>900</b>	<b>1772</b>	<b>56</b>	<b>559</b>	<b>91</b>	<b>3378</b>	<b>375.3</b>

## FIELD GOALS

	FGM-FGA	Pct	01-19	20-29	30-39	40-49	50-99	Lg	Blk
47 Randy Bond	18-26	69.2	0-0	8-9	5-6	2-7	3-4	52	4
<b>OPPONENTS</b>	<b>13-16</b>	<b>81.3</b>	<b>0-0</b>	<b>5-5</b>	<b>3-3</b>	<b>1-2</b>	<b>4-6</b>	<b>53</b>	<b>1</b>

FG SEQUENCE	TEXAS A&M	OPPONENTS
New Mexico	48*, (39)	(27)
at Miami	(24), 42, (28)	54, (34), (50)
ULM	(30), (23), (34), (52)	(24)
Auburn	(51), (32)	(53)
vs. Arkansas	(42), 49, (34), 48	(52), (25), (50)
#11 Alabama	(22), 41*, (20)	(39)
at #19 Tennessee	(41), (24), 50	51, (31), (24)
South Carolina	(26), (24), (52), 35*	(49)
at #11 Ole Miss	47*	41*, (22)
Mississippi State		
ACU		
at LSU		

Numbers in parentheses indicate field goal was made. \* blocked

## SCORING

	TD	FGs	Kick	Rush	Rcv	Pass	DXP	Saf	Pts
47 Randy Bond	-	18-26	32-32	-	-	-	-	-	86
1 Evan Stewart	4	-	-	-	-	-	-	-	24
3 Noah Thomas	4	-	-	-	-	-	-	-	24
4 Amari Daniels	4	-	-	-	-	-	-	-	24
8 Le'Veon Moss	4	-	-	-	-	-	-	-	24
19 Jake Johnson	3	-	-	-	-	-	-	-	18
0 Ainiias Smith	2	-	-	-	-	-	-	-	12
24 Earnest Crownover	2	-	-	-	-	-	-	-	12
15 Conner Weigman	2	-	-	-	-	-	-	-	12
2 Rueben Owens	2	-	-	-	-	-	-	-	12
14 Max Johnson	2	-	-	-	-	-	-	-	12
24 Chris Russell Jr.	1	-	-	-	-	-	-	-	6
7 Moose Muhammad III	1	-	-	-	-	-	-	-	6
9 Jahdae Walker	1	-	-	-	-	-	-	-	6
2 Jacoby Mathews	1	-	-	-	-	-	-	-	6
11 Raymond Cottrell	1	-	-	-	-	-	-	-	6
22 Ethan Moczulski	-	-	1-1	-	-	-	-	-	1
<b>TOTAL</b>	<b>34</b>	<b>18-26</b>	<b>33-33</b>	<b>0</b>	<b>0</b>	<b>0</b>	<b>0</b>	<b>0</b>	<b>291</b>
<b>OPPONENTS</b>	<b>22</b>	<b>13-16</b>	<b>19-19</b>	<b>0</b>	<b>1</b>	<b>1</b>	<b>0</b>	<b>1</b>	<b>194</b>

DEFENSE

	GP	Tackles			TFL/Yds	Sacks No-Yds	Pass Def		QBH	Fumbles		Blkd Kick	Saf
		Solo	Ast	Total			Int-Yds	BrUp		Rcv-Yds	FF		
45 Edgerrin Cooper	9	28	31	59	16-64	7-46	.	1	6	1-0	2	.	.
21 Taurean York	9	25	25	50	6.5-14	1-7	.	.	4	.	1	.	.
26 Demani Richardson	9	35	11	46	2-4	.	.	1	4	.	1	.	.
28 Josh DeBerry	9	31	8	39	4.5-14	1-7	2-16	7	1	.	.	.	.
1 Bryce Anderson	8	21	14	35	6-35	1-14	1-15	4	2	1-0	1	.	.
2 Jacoby Mathews	9	25	7	32	.	.	.	3	.	.	.	.	.
10 Fadil Diggs	9	18	12	30	9-37	4-27	.	2	5	.	.	.	.
0 Walter Nolen	9	15	14	29	7.5-20	4-15	.	1	.	.	.	.	.
5 Shemar Turner	9	12	15	27	9-51	5-39	.	.	3	.	2	1	.
24 Chris Russell Jr.	9	14	8	22	2-11	2-11	1-16	.	.	.	.	.	.
3 McKinnley Jackson	9	7	13	20	5-20	3-17	.	.	2	1-0	.	.	.
7 Tyreek Chappell	7	8	8	16	0.5-1	.	.	5	.	.	.	.	.
18 LT Overton	9	6	9	15	.	.	.	.	1	.	.	.	.
34 Isaiah Raikes	9	5	7	12	2.5-9	1-4	.	1	.	.	.	.	.
92 Malick Sylla	9	10	2	12	2-7	1-5	.	.	1	.	.	.	.
11 Deuce Harmon	8	8	2	10	.	.	.	4	.	.	.	.	.
17 Albert Regis	8	4	6	10	2.5-5	1-1	.	.	.	.	.	.	.
4 Shemar Stewart	9	3	6	9	2-5	1.5-5	.	1	2	.	.	.	.
33 Jarred Kerr	9	8	1	9	.	.	.	.	1	.	.	.	.
14 Jayvon Thomas	6	4	5	9	.	.	.	.	.	.	.	.	.
13 DJ Hicks	8	2	6	8	1.5-2	0.5-1	.	.	.	.	.	.	.
12 Sam Mathews	9	6	1	7	.	.	.	.	.	.	1	.	.
25 Dalton Brooks	9	4	3	7	1-6	.	.	.	.	.	.	.	.
22 Jurriente Davis	3	2	4	6	.	.	.	.	.	.	.	.	.
20 Jardin Gilbert	2	2	3	5	0.5-1	.	.	1	.	.	.	.	.
16 Sam McCall	9	3	2	5	.	.	.	1	.	.	.	.	.
40 Martrell Harris Jr.	7	2	2	4	.	.	.	.	.	.	.	.	.
6 Enai White	5	2	1	3	1-10	1-10	.	.	.	.	.	.	.
47 Randy Bond	9	1	1	2	.	.	.	.	.	.	1	.	.
15 Rylan Kennedy	7	1	1	2	.	.	.	.	.	.	.	.	.
23 Chantz Johnson	9	2	.	2	.	.	.	.	.	.	.	.	.
27 Daymion Sanford	9	2	.	2	.	.	.	.	.	.	.	.	.
42 Max Wright	9	1	.	1	.	.	.	.	.	.	.	.	.
0 Ainias Smith	9	1	.	1	.	.	.	.	.	.	.	.	.
95 Micaiah Overton	1	.	1	1	.	.	.	.	.	.	.	.	.
24 Earnest Crownover	9	.	1	1	.	.	.	.	.	.	.	.	.
9 Jahdae Walker	9	1	.	1	.	.	.	.	.	.	.	1	.
19 Bravion Rogers	3	1	.	1	.	.	.	.	.	.	.	.	.
42 Kent Robinson	3	.	.	.	.	.	.	1	.	.	.	.	.
Totals	9	320	230	550	81-316	34-209	4-47	33	32	3-0	9	2	0
Opponents	9	362	200	562	43-180	18-120	7-91	31	42	4-67	8	5	1

LEADERS

SOLO TACKLES

26	Demani Richardson	35
28	Josh DeBerry	31
45	Edgerrin Cooper	28
21	Taurean York	25
2	Jacoby Mathews	25
1	Bryce Anderson	21
10	Fadil Diggs	18
0	Walter Nolen	15

ASSISTED TACKLES

45	Edgerrin Cooper	31
21	Taurean York	25
5	Shemar Turner	15
0	Walter Nolen	14
1	Bryce Anderson	14
3	McKinnley Jackson	13
10	Fadil Diggs	12

TACKLES FOR LOSS/YDS

45	Edgerrin Cooper	16.0/64
5	Shemar Turner	9.0/51
10	Fadil Diggs	9.0/37
0	Walter Nolen	7.5/20
21	Taurean York	6.5/14
1	Bryce Anderson	6.0/35

QB SACKS/YDS

45	Edgerrin Cooper	7.0/46
5	Shemar Turner	5.0/39
10	Fadil Diggs	4.0/27
0	Walter Nolen	4.0/15
3	McKinnley Jackson	3.0/17
24	Chris Russell Jr.	2.0/11

INTERCEPTIONS

	No.	Yds	Avg	TD	Long
28 Josh DeBerry	2	16	8.0	0	16
24 Chris Russell Jr.	1	16	16.0	1	16
1 Bryce Anderson	1	15	15.0	0	15
TOTAL	4	47	11.8	1	16
OPPONENTS	7	91	13.0	1	36

FUMBLE RETURNS

	No.	Yds	Avg	TD	Long
45 Edgerrin Cooper	1	0	0.0	0	0
1 Bryce Anderson	1	0	0.0	0	0
3 McKinnley Jackson	1	0	0.0	0	0
TOTAL	3	0	0.0	0	0
OPPONENTS	4	67	16.8	1	67

PUNT RETURNS

	No.	Yds	Avg	TD	Long
0 Ainias Smith	15	267	17.8	1	76
7 Moose Muhammad III	3	18	6.0	0	11
16 Sam McCall	1	0	0.0	0	0
TOTAL	19	285	15.0	1	76
OPPONENTS	8	56	7.0	1	39

KICK RETURNS

	No.	Yds	Avg	TD	Long
2 Rueben Owens	8	154	19.3	0	29
0 Ainias Smith	2	41	20.5	0	23
26 David Bailey Jr.	1	7	7.0	0	7
13 Micah Tease	1	31	31.0	0	31
TOTAL	12	233	19.4	0	31
OPPONENTS	25	559	22.4	1	98



## MISCELLANEOUS STATS

### STARTING FIELD POSITION

	A&M Avg. Start	Opp. Avg. Start	A&M Advantage
New Mexico	own 39	own 22	+17
at Miami	own 33	own 30	+3
ULM	own 34	own 22	+12
Auburn	own 31	own 27	+4
vs. Arkansas	own 34	own 29	+5
#11 Alabama	own 36	own 31	+5
at #19 Tennessee	own 22	own 41	-19
South Carolina	own 40	own 28	+12
at #11 Ole Miss	own 27	own 22	+5
Mississippi State			
ACU			
at LSU			
<b>TOTALS</b>	<b>own 30</b>	<b>own 25</b>	<b>+4</b>

### POINTS OFF TURNOVERS

Opponent	TEXAS A&M				OPPONENTS			
	OPP TOs	TDs	FG-Att	Pts.	A&M TOs	TDs	FG-Att	Pts.
New Mexico	1	1	0-0	7	0	0	0-0	0
at Miami	1	1	0-0	7	3	1	1-1	10
ULM	0	0	0-0	0	0	0	0-0	0
Auburn	0	0	0-0	0	1	1	0-0	7
vs. Arkansas	1	1	0-0	7	3	2	1-1	16
#11 Alabama	2	0	0-0	0	1	1	0-0	7
at #19 Tennessee	1	0	0-0	0	2	0	1-1	3
South Carolina	1	0	0-0	0	0	0	0-0	0
at #11 Ole Miss	0	0	0-0	0	1	1	0-0	8
Mississippi State								
ACU								
at LSU								
<b>TOTALS</b>	<b>7 (14/3, 4 int)</b>	<b>3</b>	<b>0-0</b>	<b>21</b>	<b>11 (13/4, 7 int)</b>	<b>6</b>	<b>3-3</b>	<b>51</b>

F/L: total fumbles/fumbles lost

### PENALTIES

	A&M Pen.-Yds.	Opp. Pen.-Yds.	A&M Yd Diff
New Mexico	9-88	10-114	+26
at Miami	7-55	10-115	+60
ULM	8-50	6-55	+5
Auburn	7-50	10-64	+14
vs. Arkansas	6-40	0-0	-40
#11 Alabama	4-19	14-99	+80
at #19 Tennessee	11-90	12-115	+25
South Carolina	2-15	8-46	+31
at #11 Ole Miss	9-73	8-61	-12
Mississippi State			
ACU			
at LSU			
<b>TOTALS (per gm avg.)</b>	<b>63-481 (53.4)</b>	<b>78-669 (74.3)</b>	

### GAME OPENING DRIVES

	TEXAS A&M						OPPONENTS					
	Pts	Res	1 Dn	PI-Yds	Time		Pts	Res	1 Dn	PI-Yds	Time	
New Mexico	7	TD	4	7-85	3:10		0	PUNT	3	10-42	6:46	
at Miami	7	TD	0	3-15	0:57		0	PUNT	0	3-1	1:29	
ULM	3	FG	3	11-65	5:00		0	PUNT	0	3-7	1:30	
Auburn	3	FG	3	12-41	5:37		0	PUNT	0	3-1	1:33	
vs. Arkansas	7	TD	3	8-75	4:09		3	FG	4	15-42	8:15	
#11 Alabama	0	DOWNS	2	8-56	4:04		0	PUNT	0	3-4	2:07	
at #19 Tennessee	7	TD	3	7-80	4:15		0	PUNT	1	6-23	2:16	
South Carolina	0	PUNT	0	3-3	0:53		0	PUNT	0	3-5	1:18	
at #11 Ole Miss	0	PUNT	1	4-19	2:20		0	PUNT	1	3-19	1:48	
Mississippi State												
ACU												
at LSU												
<b>TOTALS</b>	<b>34</b>		<b>19</b>	<b>7-49*</b>	<b>3:23*</b>		<b>3</b>		<b>9</b>	<b>5-15*</b>	<b>3:00*</b>	

\* average / does not include return TDs

^ drive began following turnover

### SECOND HALF OPENING DRIVES

	TEXAS A&M						OPPONENTS					
	Pts	Res	1 Dn	PI-Yds	Time		Pts	Res	1 Dn	PI-Yds	Time	
New Mexico	0	PUNT	0	3--6	1:42		3	FG	3	12-52	7:09	
at Miami	3	FG	4	12-59	5:49		3	FG	0	4-6	1:25	
ULM	3	FG	2	8-32	3:54		0	PUNT	0	3-2	1:35	
Auburn	7	TD	3	6-46	3:16		0	PUNT	0	3--9	1:57	
vs. Arkansas	0	INT	0	1-0	0:06		0	PUNT	0	3-8	1:45	
#11 Alabama	0	INT	0	2-2	0:40		0	INT	2	7-30	3:49	
at #19 Tennessee	0	PUNT	0	3--5	1:46		0	DOWNS	1	5-8	1:30	
South Carolina	0	PUNT	0	3-2	0:53		3	FG	2	10-43	3:58	
at #11 Ole Miss	0	INT	4	12-70	6:43		8	TD	3	5-80	1:13	
Mississippi State												
ACU												
at LSU												
<b>TOTALS</b>	<b>13</b>		<b>13</b>	<b>6-22*</b>	<b>2:45*</b>		<b>17</b>		<b>11</b>	<b>6-24*</b>	<b>2:42*</b>	

\* average / does not include return TDs

^ drive began following turnover

### A&M SCORING DRIVES

	Scoring Drives	TIME		PLAYS		5 or less	1-Play
		Total	Avg	Total	Avg		
New Mexico	8	22:33	2:47	52	6.5	3	0
at Miami	6	16:35	2:42	41	6.8	2	0
ULM	9	29:43	3:18	70	7.8	0	0
Auburn	5	14:31	2:54	33	6.6	2	0
vs. Arkansas	4	13:02	3:15	32	8.0	0	0
#11 Alabama	4	10:27	2:37	24	6.0	2	1
at #19 Tennessee	3	13:43	4:34	26	8.6	0	0
South Carolina	6	22:01	3:40	42	7.0	2	1
at #11 Ole Miss	4	17:14	4:18	38	9.5	1	0
Mississippi State							
ACU							
at LSU							
<b>TOTALS</b>	<b>49</b>	<b>2:39:49</b>	<b>3:15</b>	<b>358</b>	<b>7.3</b>	<b>12</b>	<b>2</b>

\* not including overtime possessions or defensive/special teams touchdowns

## SEASON SUPERLATIVES

## TEXAS A&amp;M INDIVIDUAL GAME HIGHS

Rushes	18	Rueben Owens vs South Carolina (Oct. 28, 2023)
	18	Amari Daniels at Miami (Sept. 9, 2023)
Yards Rushing	107	Le'Veon Moss vs Arkansas (N)(Sept. 30, 2023)
TD Rushes	1	14x last by Daniels, M. Johnson, Moss at #11 Ole Miss (Nov. 4, 2023)
Long Rush	79	Amari Daniels vs Auburn (Sept. 23, 2023)
Pass attempts	53	Conner Weigman at Miami (Sept. 9, 2023)
Pass completions	31	Max Johnson at #11 Ole Miss (Nov. 4, 2023)
	31	Conner Weigman at Miami (Sept. 9, 2023)
Yards Passing	337	Conner Weigman vs ULM (Sept. 16, 2023)
TD Passes	5	Conner Weigman vs New Mexico (Sept. 2, 2023)
Long Pass	44	Conner Weigman at Miami (Sept. 9, 2023)
Receptions	11	Evan Stewart at Miami (Sept. 9, 2023)
Yards Receiving	142	Evan Stewart at Miami (Sept. 9, 2023)
TD Receptions	3	Noah Thomas vs New Mexico (Sept. 2, 2023)
Long Reception	44	Evan Stewart at Miami (Sept. 9, 2023)
Field Goals	4	Randy Bond vs ULM (Sept. 16, 2023)
Long Field Goal	52	Randy Bond vs ULM (Sept. 16, 2023)
Punts	5	Nik Constantinou vs Auburn (Sept. 23, 2023)
Punting Avg	52.5	Nik Constantinou vs Arkansas (N)(Sept. 30, 2023)
Long Punt	53	Nik Constantinou vs Arkansas (N)(Sept. 30, 2023)
Punts inside 20	2	Nik Constantinou at #11 Ole Miss (Nov. 4, 2023)
	2	Nik Constantinou vs #11 Alabama (Oct. 7, 2023)
	2	Nik Constantinou vs Arkansas (N)(Sept. 30, 2023)
Long Punt Return	82	Ainias Smith vs Arkansas (N)(Sept. 30, 2023)
Long Kickoff Return	31	Micah Tease vs ULM (Sept. 16, 2023)
Tackles	11	Edgerrin Cooper vs #11 Alabama (Oct. 7, 2023)
	11	Taurean York vs Auburn (Sept. 23, 2023)
Sacks	3.0	Edgerrin Cooper vs #11 Alabama (Oct. 7, 2023)
Tackles For Loss	3.5	Walter Nolen vs Arkansas (N)(Sept. 30, 2023)
Interceptions	1	Josh DeBerry at #19 Tennessee (Oct. 14, 2023)
	1	Bryce Anderson vs #11 Alabama (Oct. 7, 2023)
	1	Chris Russell Jr. vs Arkansas (N)(Sept. 30, 2023)
	1	Josh DeBerry vs New Mexico (Sept. 2, 2023)
Tackles for Loss	3.5	Walter Nolen vs Arkansas (N)(Sept. 30, 2023)

## TEXAS A&amp;M TEAM HIGHS

Rushes	40	vs South Carolina (Oct. 28, 2023)
Yards Rushing	209	vs Auburn (Sept. 23, 2023)
Yards Per Rush	6.3	vs Auburn (Sept. 23, 2023)
TD Rushes	3	at #11 Ole Miss (Nov. 4, 2023)
	3	vs ULM (Sept. 16, 2023)
Pass attempts	53	at Miami (Sept. 9, 2023)
Pass completions	32	vs ULM (Sept. 16, 2023)
Yards Passing	399	vs ULM (Sept. 16, 2023)
Yards Per Pass	10.0	vs ULM (Sept. 16, 2023)
TD Passes	6	vs New Mexico (Sept. 2, 2023)
Total Plays	82	at Miami (Sept. 9, 2023)
Total Offense	557	vs ULM (Sept. 16, 2023)
Yards Per Play	7.6	vs ULM (Sept. 16, 2023)
Points	52	vs New Mexico (Sept. 2, 2023)
Sacks By	7	vs Arkansas (N)(Sept. 30, 2023)
	7	vs Auburn (Sept. 23, 2023)
First Downs	30	at #11 Ole Miss (Nov. 4, 2023)
Penalties	11	at #19 Tennessee (Oct. 14, 2023)
Penalty Yards	90	at #19 Tennessee (Oct. 14, 2023)
Turnovers	3	vs Arkansas (N)(Sept. 30, 2023)
	3	at Miami (Sept. 9, 2023)
Punts	5	vs Auburn (Sept. 23, 2023)
Punting Avg	52.5	vs Arkansas (N)(Sept. 30, 2023)
Long Punt	53	vs Arkansas (N)(Sept. 30, 2023)
Punts inside 20	2	at #11 Ole Miss (Nov. 4, 2023)
	2	vs #11 Alabama (Oct. 7, 2023)
	2	vs Arkansas (N)(Sept. 30, 2023)
Long Punt Return	82	vs Arkansas (N)(Sept. 30, 2023)

## OPPONENT INDIVIDUAL GAME HIGHS

Rushes	23	Quinshon Judkins at #11 Ole Miss (Nov. 4, 2023)
Yards Rushing	136	Jaylen Wright at #19 Tennessee (Oct. 14, 2023)
TD Rushes	3	Quinshon Judkins at #11 Ole Miss (Nov. 4, 2023)
Long Rush	31	Sean Jackson vs Auburn (Sept. 23, 2023)
Pass attempts	33	Jaxson Dart at #11 Ole Miss (Nov. 4, 2023)
	33	Spencer Rattler vs South Carolina (Oct. 28, 2023)
	33	Jalen Milroe vs #11 Alabama (Oct. 7, 2023)
Pass completions	24	Jaxson Dart at #11 Ole Miss (Nov. 4, 2023)
Yards Passing	387	Jaxson Dart at #11 Ole Miss (Nov. 4, 2023)
TD Passes	5	Tyler Van Dyke at Miami (Sept. 9, 2023)
Long Pass	64	Tyler Van Dyke at Miami (Sept. 9, 2023)
Receptions	11	Tre Harris at #11 Ole Miss (Nov. 4, 2023)
Yards Receiving	213	Tre Harris at #11 Ole Miss (Nov. 4, 2023)
TD Receptions	3	Jacolby George at Miami (Sept. 9, 2023)
Long Reception	64	Jacolby George at Miami (Sept. 9, 2023)
Field Goals	3	Cam Little vs Arkansas (N)(Sept. 30, 2023)
Long Field Goal	53	Alex McPherson vs Auburn (Sept. 23, 2023)
Punts	9	Oscar Chapman vs Auburn (Sept. 23, 2023)
Punting Avg	53.4	Max Fletcher vs Arkansas (N)(Sept. 30, 2023)
Long Punt	64	Max Fletcher vs Arkansas (N)(Sept. 30, 2023)
Punts inside 20	2	Jackson Ross at #19 Tennessee (Oct. 14, 2023)
	2	Oscar Chapman vs Auburn (Sept. 23, 2023)
	2	Dylan Joyce at Miami (Sept. 9, 2023)
Long Punt Return	39	Dee Williams at #19 Tennessee (Oct. 14, 2023)
Long Kickoff Return	98	Brashard Smith at Miami (Sept. 9, 2023)
Tackles	11	Debo Williams vs South Carolina (Oct. 28, 2023)
	11	Tavian Combs vs New Mexico (Sept. 2, 2023)
Sacks	1.5	Justin Eboigbe vs #11 Alabama (Oct. 7, 2023)
	1.5	Carl Glass vs ULM (Sept. 16, 2023)
Tackles For Loss	2.0	James Pearce Jr. at #19 Tennessee (Oct. 14, 2023)
	2.0	Jaden Davis at Miami (Sept. 9, 2023)
Interceptions	1	John Saunders Jr. at #11 Ole Miss (Nov. 4, 2023)
	1	Gabe Judy-Lally at #19 Tennessee (Oct. 14, 2023)
	1	Kamal Hadden at #19 Tennessee (Oct. 14, 2023)
	1	Caleb Downs vs #11 Alabama (Oct. 7, 2023)
	1	Lorando Johnson vs Arkansas (N)(Sept. 30, 2023)
	1	Kamren Kinchens at Miami (Sept. 9, 2023)
	1	Te'Cory Couch at Miami (Sept. 9, 2023)

## OPPONENT TEAM HIGHS

Rushes	49	at #19 Tennessee (Oct. 14, 2023)
Yards Rushing	232	at #19 Tennessee (Oct. 14, 2023)
Yards Per Rush	4.7	at #19 Tennessee (Oct. 14, 2023)
TD Rushes	3	at #11 Ole Miss (Nov. 4, 2023)
Pass attempts	33	at #11 Ole Miss (Nov. 4, 2023)
	33	vs South Carolina (Oct. 28, 2023)
	33	vs #11 Alabama (Oct. 7, 2023)
Pass completions	24	at #11 Ole Miss (Nov. 4, 2023)
Yards Passing	387	at #11 Ole Miss (Nov. 4, 2023)
Yards Per Pass	12.5	at Miami (Sept. 9, 2023)
TD Passes	5	at Miami (Sept. 9, 2023)
Total Plays	71	at #19 Tennessee (Oct. 14, 2023)
Total Offense	518	at #11 Ole Miss (Nov. 4, 2023)
Yards Per Play	8.4	at Miami (Sept. 9, 2023)
Points	48	at Miami (Sept. 9, 2023)
Sacks By	5	vs #11 Alabama (Oct. 7, 2023)
First Downs	26	at #11 Ole Miss (Nov. 4, 2023)
Penalties	14	vs #11 Alabama (Oct. 7, 2023)
Penalty Yards	115	at #19 Tennessee (Oct. 14, 2023)
	115	at Miami (Sept. 9, 2023)
Turnovers	2	vs #11 Alabama (Oct. 7, 2023)
Punts	9	vs Auburn (Sept. 23, 2023)
Punting Avg	53.4	vs Arkansas (N)(Sept. 30, 2023)
Long Punt	64	vs Arkansas (N)(Sept. 30, 2023)
Punts inside 20	2	at #19 Tennessee (Oct. 14, 2023)
	2	vs Auburn (Sept. 23, 2023)
	2	at Miami (Sept. 9, 2023)
Long Punt Return	39	at #19 Tennessee (Oct. 14, 2023)

# TEXAS A&M 20+ YARD PLAYS (56)

YDS	TYPE	PLAYER(S)	OPPONENT
82 *	PR	Ainias Smith	Arkansas
75 *	FGR	Jacoby Mathews	Ole Miss
79	Rush	Amari Daniels	Auburn
44	Pass	Evan Stewart from Conner Weigman	Miami
43	PR	Ainias Smith	Arkansas
44	PR	Ainias Smith	New Mexico
42 *	Pass	Ainias Smith from Max Johnson	South Carolina
37	Pass	Ainias Smith from Max Johnson	Alabama
37 *	Pass	Evan Stewart from Max Johnson	Auburn
37	Pass	Jahdae Walker from Conner Weigman	ULM
36	Rush	Le'Veon Moss	Auburn
35 *	Pass	Evan Stewart from Conner Weigman	New Mexico
34	Pass	Ainias Smith from Max Johnson	Alabama
34 *	Pass	Noah Thomas from Conner Weigman	New Mexico
33	Pass	Ainias Smith from Max Johnson	South Carolina
33	Pass	Jahdae Walker from Conner Weigman	ULM
32	Pass	Evan Stewart from Max Johnson	Alabama
32 *	Pass	Evan Stewart from Max Johnson	Arkansas
32	Rush	Max Johnson	Arkansas
32	Pass	Ainias Smith from Conner Weigman	ULM
31	Pass	Moose Muhammad III from Max Johnson	Alabama
31	KR	Micah Tease	ULM
30	Rush	Le'Veon Moss	Arkansas
29	Rush	Amari Daniels	South Carolina
29	Pass	Noah Thomas from Max Johnson	Tennessee
29	Pass	Ainias Smith from Max Johnson	Arkansas
29	KR	Rueben Owens	Miami
28 *	Pass	Jake Johnson from Max Johnson	Ole Miss
28	Pass	Noah Thomas from Max Johnson	Tennessee
28	Pass	Ainias Smith from Max Johnson	Auburn
28	Pass	Evan Stewart from Conner Weigman	Miami
27	Pass	Ainias Smith from Max Johnson	Ole Miss
27	Pass	Ainias Smith from Conner Weigman	New Mexico
27	KR	Rueben Owens	New Mexico
27	Rush	Amari Daniels	New Mexico
26	Pass	Ainias Smith from Max Johnson	South Carolina
26	Pass	Jahdae Walker from Max Johnson	South Carolina
26	Pass	Rueben Owens from Conner Weigman	Auburn
26	KR	Rueben Owens	ULM
25	Pass	Noah Thomas from Max Johnson	Ole Miss
25	Pass	Ainias Smith from Conner Weigman	ULM
24	Pass	Rueben Owens from Conner Weigman	Miami
23	Pass	Ainias Smith from Max Johnson	Ole Miss
23	KR	Ainias Smith	Tennessee
23	Pass	Ainias Smith from Conner Weigman	ULM
22 *	Pass	Jake Johnson from Max Johnson	Alabama
22 *	Pass	Jake Johnson from Max Johnson	Auburn
22	Pass	Evan Stewart from Conner Weigman	New Mexico
21	Pass	Evan Stewart from Max Johnson	Tennessee
21	KR	Rueben Owens	Alabama
21	Pass	Ainias Smith from Conner Weigman	ULM
21 *	Rush	Rueben Owens	ULM
21	Pass	Evan Stewart from Conner Weigman	New Mexico
20	Pass	Ainias Smith from Max Johnson	Tennessee
20	Pass	Max Wright from Max Johnson	Tennessee
20	Pass	Ainias Smith from Conner Weigman	Miami

\* touchdown scored on play

## 20+ YARD PLAY BY PLAYER

Player	No.	TD	R	P	KR	PR	IR	FR	OTHER
Ainias Smith	20	2	0	16	1	3	0	0	0
Evan Stewart	9	3	0	9	0	0	0	0	0
Rueben Owens	7	1	1	2	4	0	0	0	0
Jahdae Walker	3	0	0	3	0	0	0	0	0
Amari Daniels	3	0	3	0	0	0	0	0	0
Le'Veon Moss	2	0	2	0	0	0	0	0	0
Jake Johnson	3	3	0	3	0	0	0	0	0
Noah Thomas	4	1	0	4	0	0	0	0	0
Micah Tease	1	0	0	0	1	0	0	0	0
Max Johnson	1	0	1	0	0	0	0	0	0
Jacoby Mathews	1	1	0	0	0	0	0	0	1
Max Wright	1	0	0	1	0	0	0	0	0
Moose Muhammad III	1	0	0	1	0	0	0	0	0
<b>TOTAL</b>	<b>56</b>	<b>11</b>	<b>7</b>	<b>39</b>	<b>6</b>	<b>3</b>	<b>0</b>	<b>1</b>	<b>1</b>

## LONGEST PLAYS OF 2023

### RUSHING

79 Amari Daniels vs Auburn Sept. 23

### RUSHING TOUCHDOWN

21 Rueben Owens vs ULM Sept. 16

### PASSING

44 Evan Stewart from Conner Weigman Sept. 9

### PASSING TOUCHDOWN

42 Ainias Smith from Max Johnson Oct. 28

### PUNT RETURN

82 Ainias Smith vs Arkansas (N) Sept. 30

### KICK RETURN

31 Micah Tease vs ULM Sept. 16

### INTERCEPTION RETURN

16 Josh DeBerry at #19 Tennessee Oct. 14

16 Chris Russell Jr. vs Arkansas (N) Sept. 30

### FUMBLE RETURN

0 Bryce Anderson vs #11 Alabama Oct. 7

0 Edgerrin Cooper at Miami Sept. 9

### PUNT

53 Nik Constantinou vs Arkansas (N) Sept. 30

### FIELD GOAL

52 Randy Bond vs South Carolina Oct. 28

52 Randy Bond vs ULM Sept. 16

## PLAYS BY LENGTH

YARDS	NO.	TD
100+	0	0
90-99	0	0
80-89	1	1
70-79	2	1
60-69	0	0
50-59	0	0
40-49	4	1
30-39	16	4
20-29	33	4

## BY PLAY TYPE

TYPE	NO.	TD
Rushing	7	1
Passing	39	8
Punt returns	3	1
Kick returns	6	0
Interceptions	0	0
Fumble returns	0	0
Other	1	1
<b>TOTAL</b>	<b>56</b>	<b>11</b>

## 20+ YARD PLAY GAME-BY-GAME

	Rush	Pass	Punt Return	Kick Return	INT	Fumble Return	Other Total
New Mexico	1	5	1	1	0	0	0
at Miami	0	4	0	1	0	0	0
ULM	1	5	0	3	0	0	0
Auburn	2	4	0	0	0	0	0
vs. Arkansas	2	2	2	0	0	0	0
#11 Alabama	0	5	0	1	0	0	0
at #19 Tennessee	0	5	0	1	0	0	0
South Carolina	1	4	0	0	0	0	0
at #11 Ole Miss	0	4	0	0	0	0	1
Mississippi State	-	-	-	-	-	-	-
ACU	-	-	-	-	-	-	-
at LSU	-	-	-	-	-	-	-



OPPONENT 20+ YARD PLAYS (53)

YDS	TYPE	PLAYER(S)	TEAM
98 *	KR	Brashard Smith	Miami
67 *	FR	Eugene Asante	Auburn
64 *	Pass	Jacolby George from Tyler Van Dyke	Miami
52 *	Pass	Isaiah Bond from Jalen Milroe	Alabama
52 *	Pass	Isaiah Horton from Tyler Van Dyke	Miami
48 *	Pass	Andre Armstrong from KJ Jefferson	Arkansas
48	Pass	Xavier Restrepo from Tyler Van Dyke	Miami
46	Pass	Jermaine Burton from Jalen Milroe	Alabama
45	Pass	Jermaine Burton from Jalen Milroe	Alabama
40	Pass	Tre Harris from Jaxson Dart	Ole Miss
39	Pass	Tre Harris from Jaxson Dart	Ole Miss
39 *	PR	Dee Williams	Tennessee
38	Pass	Raheim Sanders from KJ Jefferson	Arkansas
37	Pass	Tyrone Howell from Jiya Wright	ULM
36	INT	Gabe Jeudy-Lally	Tennessee
36	KR	Isaiah Sategna	Arkansas
34	KR	Ulys Bentley IV	Ole Miss
32	Pass	Tre Harris from Jaxson Dart	Ole Miss
32	Pass	Dariyan Wiley from Jiya Wright	ULM
32	Pass	Colbie Young from Tyler Van Dyke	Miami
31	Pass	Dayton Wade from Jaxson Dart	Ole Miss
31	Rush	Sean Jackson	Auburn
30	KR	Kendrick Law	Alabama
29	Pass	Dayton Wade from Jaxson Dart	Ole Miss
29 *	Pass	Jordan Watkins from Jaxson Dart	Ole Miss
29	Rush	Mario Anderson	South Carolina
29	Rush	Jiya Wright	ULM
28	INT	Kamren Kinchens	Miami
27	KR	Kendrick Law	Alabama
27 *	Rush	Jacory Croskey-Merritt	New Mexico
26	KR	Dakereon Joyner	South Carolina
24	Pass	Tre Harris from Jaxson Dart	Ole Miss
24	Pass	Caden Prieskorn from Jaxson Dart	Ole Miss
24	KR	Ulys Bentley IV	Ole Miss
24	KR	Isaiah Sategna	Arkansas
24	Rush	Brian Battie	Auburn
24	Pass	Xavier Restrepo from Tyler Van Dyke	Miami
23	Pass	Nyck Harbor from Spencer Rattler	South Carolina
23	KR	Juju McDowell	South Carolina
23	Rush	Jaylen Wright	Tennessee
23	KR	Kendrick Law	Alabama
23	Pass	Xavier Restrepo from Tyler Van Dyke	Miami
22	KR	Isaiah Sategna	Arkansas
22	Pass	Jeremiah Hixon from Dylan Hopkins	New Mexico
21	Pass	Jermaine Burton from Jalen Milroe	Alabama
21	Pass	Jermaine Burton from Jalen Milroe	Alabama
21	Pass	DJ Washington from Dylan Hopkins	New Mexico
20	Pass	Tre Harris from Jaxson Dart	Ole Miss
20 *	INT	Lorando Johnson	Arkansas
20	Pass	Cam McCormick from Tyler Van Dyke	Miami
20	KR	Luke Wysong	New Mexico
20	KR	Chris Washington	New Mexico
20	KR	Luke Wysong	New Mexico

\* touchdown scored on play

LONGEST PLAYS OF 2023

RUSHING

31 Sean Jackson of Auburn Sept. 23

RUSHING TOUCHDOWN

27 Jacory Croskey-Merritt of New Mexico Sept. 2

PASSING

64 Jacolby George from Tyler Van Dyke of Miami Sept. 9

PASSING TOUCHDOWN

64 Jacolby George from Tyler Van Dyke of Miami Sept. 9

PUNT RETURN

39 Dee Williams of Tennessee Oct. 14

KICK RETURN

98 Brashard Smith of Miami Sept. 9

INTERCEPTION RETURN

36 Gabe Jeudy-Lally Oct. 14

FUMBLE RETURN

67 Eugene Asante of Auburn Sept. 23

PUNT

64 Max Fletcher of Arkansas Sept. 30

FIELD GOAL

53 Alex McPherson of Auburn Sept. 23

PLAYS BY LENGTH

YARDS	NO.	TD
100+	0	0
90-99	1	1
80-89	0	0
70-79	0	0
60-69	2	2
50-59	2	2
40-49	5	1
30-39	13	1
20-29	30	2
TOTAL	53	10

BY PLAY TYPE

TYPE	NO.	TD
Rushing	6	1
Passing	28	5
Punt returns	1	1
Kick returns	14	1
Interceptions	3	1
Fumble returns	1	1
Other	0	0
TOTAL	53	10

20+ YARD PLAY GAME-BY-GAME

	Rush	Pass	Punt Return	Kick Return	INT	Fumble Return	Other Total
New Mexico	1	2	0	3	0	0	0
at Miami	0	7	0	1	1	0	0
ULM	1	2	0	0	0	0	0
Auburn	2	0	0	0	0	1	0
vs. Arkansas	0	2	0	3	1	0	0
#11 Alabama	0	5	0	3	0	0	0
at #19 Tennessee	1	0	1	0	1	0	0
South Carolina	1	1	0	2	0	0	0
at #11 Ole Miss	0	9	0	2	0	0	0
Mississippi State	-	-	-	-	-	-	-
ACU	-	-	-	-	-	-	-
at LSU	-	-	-	-	-	-	-

# STARTING LINEUPS

## OFFENSE

	LT	LG	C	RG	RT	QB	WR	WR	WR/TE	WR/TE/RB	RB
New Mexico	Zuhn III	Nabou Jr.	Foster	Robinson	Bisontis	Weigman	N. Thomas	Stewart	Smith	Moss	Owens
at Miami	Zuhn III	Nabou Jr.	Foster	Robinson	Bisontis	Weigman	N. Thomas	Stewart	Wright	E. Crownover	Daniels
ULM	Zuhn III	Dewberry	Nabou Jr.	Robinson	Bisontis	Weigman	N. Thomas	Walker	Smith	J. Johnson	Daniels
Auburn	Zuhn III	Nabou Jr.	Foster	Robinson	Bisontis	Weigman	Walker	Stewart	Smith	Wright	Owens
vs. Arkansas	Zuhn III	Nabou Jr.	Foster	Robinson	Bisontis	M. Johnson	Muhammad III	Stewart	Smith	Wright	Daniels
#11 Alabama	Zuhn III	Nabou Jr.	Foster	Robinson	Bisontis	M. Johnson	Smith	Stewart	J. Johnson	Wright	Daniels
at #19 Tennessee	Zuhn III	Nabou Jr.	Foster	Robinson	Bisontis	M. Johnson	Thomas	Stewart	J. Johnson	Wright	Moss
South Carolina	Zuhn III	Nabou Jr.	Foster	Robinson	Bisontis	M. Johnson	Thomas	Stewart	Smith	Wright	Owens
at #11 Ole Miss	Zuhn III	Nabou Jr.	Foster	Robinson	Bisontis	M. Johnson	Thomas	Walker	Smith	Wright	Owens

Mississippi State

ACU

at LSU

## DEFENSE

	DE	DT	DT	DE	LB	LB	DB	DB	DB	CB	CB
New Mexico	Diggs	Overton	Jackson	Turner	York	Cooper	Gilbert	Richardson	Anderson	DeBerry	Chappell
at Miami	Diggs	Nolen	Jackson	Turner	York	Cooper	Gilbert	Richardson	Anderson	DeBerry	Chappell
ULM	Diggs	Nolen	Jackson	Turner	York	Cooper	J. Mathews	Richardson	Anderson	DeBerry	Harmon
Auburn	Diggs	Nolen	Jackson	Turner	York	Cooper	J. Mathews	Richardson	Anderson	DeBerry	Chappell
vs. Arkansas	Diggs	Nolen	Jackson	Turner	York	Cooper	J. Mathews	Richardson	Anderson	DeBerry	Chappell
#11 Alabama	Diggs	Nolen	Jackson	Turner	York	Cooper	J. Mathews	Richardson	Anderson	DeBerry	Chappell
at #19 Tennessee	Diggs	Turner	Jackson	Nolen	York	Cooper	J. Mathews	Richardson	DeBerry	Harmon	Chappell
South Carolina	Diggs	Turner	Jackson	Raikes	York	Cooper	J. Mathews	Richardson	Anderson	Harmon	Chappell
at #11 Ole Miss	Diggs	Nolen	Jackson	Turner	York	Cooper	J. Mathews	Richardson	Anderson	Thomas	McCall

Mississippi State

ACU

at LSU

## START CHART

	Career Starts	Consec Starts		Career Starts	Consec Starts
Demani Richardson	52	34	Moose Muhammad III	8	—
Ainias Smith	32	2	Aki Ogunbiyi	8	—
Layden Robinson	31	29	Josh DeBerry	7	—
Tyreek Chappell	26	—	Shemar Stewart	6	—
Bryce Foster	24	6	Kam Dewberry	6	—
McKinnley Jackson	21	16	Isaiah Raikes	5	—
Reuben Fatheree II	21	—	Amari Daniels	5	—
Trey Zuhn III	20	15	Le'Veon Moss	4	—
Shemar Turner	20	14	LT Overton	4	—
Edgerrin Cooper	18	11	Donovan Green	4	—
Fadil Diggs	17	9	Rueben Owens	4	2
Max Wright	16	6	Jahdae Walker	3	1
Evan Stewart	15	—	Jake Johnson	3	—
Jardin Gilbert	12	—	Jarred Kerr	3	—
Chris Russell Jr.	12	—	Earnest Crownover	2	—
Walter Nolen	11	1	Jordan Spasojevic-Moko	2	—
Mark Nabou Jr.	10	9	Sam McCall	1	1
Jacoby Mathews	10	7	Jayvon Thomas	1	1
Noah Thomas	10	3	Dametrious Crownover	1	—
Chase Bistontis	9	9	Albert Regis	1	—
Taurean York	9	9			
Max Johnson	8	5			
Bryce Anderson	8	2			
Deuce Harmon	8	—			
Conner Weigman	8	—			

# PARTICIPATION CHART

	Name	GP/GS	UNM	MIAMI	ULM	AUB	ARK	BAMA	TENN	SC	OLE MISS	MSST	ACU	LSU
0	Ainias Smith	9/7	START	XXX	START	START	START	START	XXX	START	START			
0	Walter Nolen	9/7	XXX	START	START	START	START	START	START	XXX	START			
1	Evan Stewart	8/7	START	START	...	START	START	START	START	START	...			
1	Bryce Anderson	8/8	START	START	START	START	START	START	...	START	START			
2	Rueben Owens	9/4	START	XXX	XXX	START	XXX	XXX	XXX	START	START			
2	Jacoby Mathews	9/7	XXX	XXX	START	START	START	START	START	START	START			
3	Noah Thomas	8/6	START	START	START	...	XXX	XXX	START	START	START			
3	McKinnley Jackson	9/9	START	START	START	START	START	START	START	START	START			
4	Shemar Stewart	9/0	XXX	XXX	XXX	XXX	XXX	XXX	XXX	XXX	XXX			
4	Amari Daniels	8/4	XXX	START	START	XXX	START	START	...	XXX	XXX			
5	Shemar Turner	9/9	START	START	START	START	START	START	START	START	START			
6	Enai White	5/0	XXX	...	XXX	XXX	XXX	XXX	...	...	...			
7	Tyreek Chappell	7/7	START	START	...	START	START	START	START	START	...			
7	Moose Muhammad III	8/1	XXX	XXX	XXX	XXX	START	XXX	XXX	...	XXX			
8	Le'Veon Moss	7/2	START	...	XXX	XXX	XXX	XXX	START	...	XXX			
9	Bobby Taylor	1/0	XXX	...	...	...	...	...	...	...	...			
9	Jahdae Walker	9/3	XXX	XXX	START	START	XXX	XXX	XXX	XXX	START			
10	Fadil Diggs	9/9	START	START	START	START	START	START	START	START	START			
11	Raymond Cottrell	3/0	XXX	...	XXX	...	XXX	...	...	...	...			
11	Deuce Harmon	8/3	XXX	XXX	START	XXX	XXX	XXX	START	START	...			
12	Sam Mathews	9/0	XXX	XXX	XXX	XXX	XXX	XXX	XXX	XXX	XXX			
13	Micah Tease	5/0	...	...	XXX	XXX	XXX	...	...	XXX	XXX			
13	DJ Hicks	8/0	XXX	XXX	XXX	XXX	XXX	...	XXX	XXX	XXX			
14	Jayvon Thomas	6/1	XXX	XXX	...	...	XXX	...	XXX	XXX	START			
14	Max Johnson	8/5	XXX	...	XXX	XXX	START	START	START	START	START			
15	Rylan Kennedy	7/0	...	XXX	...	XXX	XXX	XXX	XXX	XXX	XXX			
15	Conner Weigman	4/4	START	START	START	START	...	...	...	...	...			
16	Jaylen Henderson	1/0	...	...	XXX	...	...	...	...	...	...			
16	Sam McCall	9/1	XXX	XXX	XXX	XXX	XXX	XXX	XXX	XXX	START			
17	Albert Regis	8/0	XXX	XXX	XXX	XXX	XXX	XXX	XXX	XXX	...			
17	Theo Melin Öhrström	8/0	XXX	XXX	XXX	XXX	XXX	XXX	XXX	XXX	...			
18	LT Overton	9/1	START	XXX	XXX	XXX	XXX	XXX	XXX	XXX	XXX			
19	Bravion Rogers	3/0	XXX	...	...	...	...	...	...	XXX	XXX			
19	Jake Johnson	9/3	XXX	XXX	START	XXX	XXX	START	START	XXX	XXX			
20	Jardin Gilbert	2/2	START	START	...	...	...	...	...	...	...			
21	Taurean York	9/9	START	START	START	START	START	START	START	START	START			
22	Ethan Moczulski	2/0	XXX	...	XXX	...	...	...	...	...	...			
22	Jurriente Davis	3/0	XXX	XXX	XXX	...	...	...	...	...	...			
23	Chantz Johnson	9/0	XXX	XXX	XXX	XXX	XXX	XXX	XXX	XXX	XXX			
24	Chris Russell Jr.	9/0	XXX	XXX	XXX	XXX	XXX	XXX	XXX	XXX	XXX			
24	Earnest Crownover	9/1	XXX	START	XXX	XXX	XXX	XXX	XXX	XXX	XXX			
25	Dalton Brooks	9/0	XXX	XXX	XXX	XXX	XXX	XXX	XXX	XXX	XXX			
26	David Bailey Jr.	9/0	XXX	XXX	XXX	XXX	XXX	XXX	XXX	XXX	XXX			
26	Demani Richardson	9/9	START	START	START	START	START	START	START	START	START			
27	Daymion Sanford	9/0	XXX	XXX	XXX	XXX	XXX	XXX	XXX	XXX	XXX			
28	Josh DeBerry	9/7	START	START	START	START	START	START	START	XXX	XXX			
33	Jarred Kerr	9/0	XXX	XXX	XXX	XXX	XXX	XXX	XXX	XXX	XXX			
34	Isaiah Raikes	9/1	XXX	XXX	XXX	XXX	XXX	XXX	XXX	XXX	START			
39	Blair Zepeda	2/0	...	...	...	...	XXX	XXX	...	...	...			
40	Martrell Harris Jr.	7/0	XXX	XXX	XXX	XXX	XXX	XXX	XXX	...	...			
42	Kent Robinson	3/0	XXX	...	XXX	...	...	...	...	...	...			
42	Max Wright	9/7	XXX	START	XXX	START	START	START	START	START	START			
43	Alex Zettler	3/0	XXX	...	XXX	XXX	...	...	...	...	...			
45	Edgerrin Cooper	9/9	START	START	START	START	START	START	START	START	START			
47	Randy Bond	9/0	XXX	XXX	XXX	XXX	XXX	XXX	XXX	XXX	XXX			
48	Jacob Graham	9/0	XXX	XXX	XXX	XXX	XXX	XXX	XXX	XXX	XXX			
54	Mark Nabou Jr.	9/9	START	START	START	START	START	START	START	START	START			
55	Hunter Erb	1/0	...	...	XXX	...	...	...	...	...	...			
60	Trey Zuhn III	9/9	START	START	START	START	START	START	START	START	START			
61	Bryce Foster	8/8	START	START	...	START	START	START	START	START	START			
64	Layden Robinson	9/9	START	START	START	START	START	START	START	START	START			
66	Jordan Spasojevic-Moko	1/0	XXX	...	...	...	...	...	...	...	...			
67	TJ Shanahan	2/0	XXX	...	XXX	...	...	...	...	...	...			
68	Remington Strickland	7/0	XXX	XXX	XXX	...	...	XXX	XXX	XXX	XXX			
70	Derek Ferraro	1/0	...	...	XXX	...	...	...	...	...	...			
71	Chase Bisontis	9/9	START	START	START	START	START	START	START	START	START			
74	Aki Ogunbiyi	4/0	XXX	...	XXX	XXX	XXX	...	...	...	...			
75	Kam Dewberry	9/1	XXX	XXX	START	XXX	XXX	XXX	XXX	XXX	XXX			
76	Reuben Fatheree II	2/0	XXX	XXX	...	...	...	...	...	...	...			
77	Colton Thomasson	1/0	...	...	XXX	...	...	...	...	...	...			
78	Dametrius Crownover	9/0	XXX	XXX	XXX	XXX	XXX	XXX	XXX	XXX	XXX			
81	Pierce Turner	1/0	...	...	XXX	...	...	...	...	...	...			
82	Fernando Garza	3/0	XXX	XXX	XXX	...	...	...	...	...	...			
83	Andrew Maleski	1/0	...	...	XXX	...	...	...	...	...	...			
87	Jacob Brasher	1/0	...	...	XXX	...	...	...	...	...	...			
88	Samu Taumanupepe	1/0	XXX	...	...	...	...	...	...	...	...			
88	Jordan Anthony	2/0	XXX	...	XXX	...	...	...	...	...	...			
90	Nana Boadi-Owusu	2/0	XXX	XXX	...	...	...	...	...	...	...			
92	Malick Sylla	9/0	XXX	XXX	XXX	XXX	XXX	XXX	XXX	XXX	XXX			
93	Drew Beltran	1/0	...	...	XXX	...	...	...	...	...	...			
95	Micaiah Overton	1/0	...	...	XXX	...	...	...	...	...	...			
95	Nik Constantinou	9/0	XXX	XXX	XXX	XXX	XXX	XXX	XXX	XXX	XXX			
99	Gabriel Brownlow-Dindy	2/0	XXX	...	XXX	...	...	...	...	...	...			



## SEASON/CAREER STATS

## RUSHING

## SEASON STATISTICS

	GP	Att	Gain	Loss	Net	Avg	TD	Long	Avg/G
Le'Veon Moss	7	86	445	6	439	5.1	4	36	62.7
Amari Daniels	8	78	441	16	425	5.4	4	79	53.1
Rueben Owens	9	61	202	17	185	3.0	2	21	20.6
Conner Weigman	4	12	83	20	63	5.3	2	19	15.8
Max Johnson	8	51	150	123	27	0.5	2	32	3.4
David Bailey Jr.	9	5	25	0	25	5.0	0	13	2.8
Ainias Smith	9	4	17	0	17	4.3	0	11	1.9
Jaylen Henderson	1	1	7	0	7	7.0	0	7	7.0
Evan Stewart	7	1	0	-3	-3	-3.0	0	0	-0.4
TEAM	9	3	0	5	-5	-1.7	0	0	-0.6
<b>TOTAL</b>	<b>9</b>	<b>302</b>	<b>1370</b>	<b>190</b>	<b>1180</b>	<b>3.9</b>	<b>14</b>	<b>79</b>	<b>131.1</b>
<b>OPPONENTS</b>	<b>9</b>	<b>303</b>	<b>1206</b>	<b>306</b>	<b>900</b>	<b>3.0</b>	<b>5</b>	<b>31</b>	<b>100.0</b>

## CAREER STATISTICS

	GP	Att	Gain	Loss	Net	Avg	TD	Long	Avg/G
Le'Veon Moss	14	113	566	13	553	4.9	5	36	39.5
Amari Daniels	18	134	768	24	744	5.6	5	79	41.3
Rueben Owens	9	61	202	17	185	3.0	2	21	20.6
Conner Weigman	9	38	236	77	159	4.2	2	32	17.7
Max Johnson	30	212	626	458	168	0.8	5	32	5.6
David Bailey Jr.	51	554	2264	79	2438	4.4	25	74	47.8
Ainias Smith	47	71	413	12	401	5.6	4	38	8.5
Jaylen Henderson	6	17	104	23	73	4.3	0	40	12.2
Evan Stewart	17	2	0	-4	-4	-2.0	0	38	-0.2

## PASSING

## SEASON STATISTICS

	GP	Effic	Cmp-Att-Int	Pct	Yds	TD	Lng	Avg/G
Max Johnson	8	136.7	118-190-5	62.1	1452	9	42	181.5
Conner Weigman	4	156.8	82-119-2	68.9	979	8	44	244.8
TEAM	9	0.00	0-2-0	0.0	0	0	0	0.0
<b>TOTAL</b>	<b>9</b>	<b>143.5</b>	<b>200-311-7</b>	<b>64.3</b>	<b>2431</b>	<b>17</b>	<b>44</b>	<b>270.1</b>
<b>OPPONENTS</b>	<b>9</b>	<b>135.9</b>	<b>137-236-4</b>	<b>58.1</b>	<b>1772</b>	<b>13</b>	<b>64</b>	<b>196.9</b>

## CAREER STATISTICS

	GP	Effic	Cmp-Att-Int	Pct	Yds	TD	Lng	Avg/G
Max Johnson	30	139.7	474-784-12	0.60	5852	47	67	195.1
Conner Weigman	9	143.9	155-251-2	61.8	1875	16	45	208.3

## RECEIVING

## SEASON STATISTICS

	GP	No.	Yds	Avg	TD	Long	Avg/G
Ainias Smith	9	39	652	16.7	1	42	72.4
Evan Stewart	7	37	506	13.7	4	44	72.3
Jake Johnson	9	22	218	9.9	3	28	24.2
Noah Thomas	8	20	259	13.0	4	34	32.4
Jahdae Walker	9	18	274	15.2	1	37	30.4
Moose Muhammad III	8	17	153	9.0	1	31	19.1
Max Wright	9	12	108	9.0	0	20	12.0
Amari Daniels	8	11	62	5.6	0	14	7.8
Rueben Owens	9	9	83	9.2	0	26	9.2
Le'Veon Moss	7	9	68	7.6	0	19	9.7
Jordan Anthony	2	3	14	0.0	0	11	7.0
Earnest Crownover	9	2	21	10.5	2	19	2.3
Raymond Cottrell	3	1	13	13.0	1	13	4.3
<b>TOTAL</b>	<b>9</b>	<b>200</b>	<b>2431</b>	<b>12.2</b>	<b>17</b>	<b>44</b>	<b>270.1</b>
<b>OPPONENTS</b>	<b>9</b>	<b>137</b>	<b>1772</b>	<b>12.9</b>	<b>13</b>	<b>64</b>	<b>196.9</b>

## CAREER STATISTICS

	GP	No.	Yds	Avg	TD	Long	Avg/G
Ainias Smith	47	166	2264	13.6	18	63	48.2
Evan Stewart	17	90	1155	12.8	6	44	67.9
Jake Johnson	14	23	220	9.6	3	28	15.7
Noah Thomas	19	25	310	12.4	6	34	16.3
Jahdae Walker	26	50	925	18.5	5	52	35.6
Moose Muhammad III	29	65	916	14.1	9	63	31.6
Max Wright	49	25	302	12.1	2	42	6.2
Amari Daniels	18	13	63	4.8	0	14	3.5
Rueben Owens	9	9	83	9.2	0	26	9.2
Le'Veon Moss	14	10	76	7.6	0	14	5.4
Jordan Anthony	4	3	14	0.0	0	11	3.5
Earnest Crownover	33	3	46	15.3	2	25	1.4
Raymond Cottrell	3	1	13	13.0	1	13	4.3

## TOTAL OFFENSE

## SEASON STATISTICS

	G	Plays	Rush	Pass	Total	Avg/G
Max Johnson	8	241	27	1452	1479	184.9
Conner Weigman	4	131	63	979	1042	260.5
Le'Veon Moss	7	86	439	0	439	62.7
Amari Daniels	8	78	425	0	425	53.1
Rueben Owens	8	55	170	0	170	21.3
David Bailey Jr.	9	5	25	0	25	2.8
Ainias Smith	9	4	17	0	17	1.9
Jaylen Henderson	1	1	7	0	7	7.0
Evan Stewart	7	1	-3	0	-3	-0.5
TEAM	9	0	-5	0	-5	-0.6
<b>TOTAL</b>	<b>9</b>	<b>613</b>	<b>1180</b>	<b>2431</b>	<b>3611</b>	<b>401.2</b>
<b>OPPONENTS</b>	<b>9</b>	<b>539</b>	<b>900</b>	<b>1772</b>	<b>2672</b>	<b>296.9</b>

## CAREER STATISTICS

	G	Plays	Rush	Pass	Total	Avg/G
Max Johnson	34	398	407	1969	2376	69.9
Conner Weigman	9	289	159	1875	2034	226.0
Le'Veon Moss	14	113	553	0	553	39.5
Amari Daniels	18	134	744	0	744	41.3
Rueben Owens	8	55	170	0	170	21.3
David Bailey Jr.	51	555	2438	16	2454	48.1
Ainias Smith	47	71	401	0	401	8.5
Jaylen Henderson	6	25	73	49	122	20.3
Evan Stewart	17	2	-4	0	-4	-0.3

SCORING

SEASON STATISTICS  ----- PATs -----										CAREER STATISTICS  ----- PATs -----									
	TD	FGs	Kick	Rush	Rcv	Pass	DXP	Saf	Points		TD	FGs	Kick	Rush	Rcv	Pass	DXP	Saf	Points
Randy Bond	0	18	32	0	0	0	0	0	86		0	31	57	0	0	0	0	0	150
Evan Stewart	4	0	0	0	0	0	0	0	24		6	0	0	0	0	0	0	0	36
Noah Thomas	4	0	0	0	0	0	0	0	24		6	0	0	0	0	0	0	0	36
Le'Veon Moss	4	0	0	0	0	0	0	0	24		5	0	0	0	0	0	0	0	30
Amari Daniels	4	0	0	0	0	0	0	0	24		5	0	0	0	0	0	0	0	30
Jake Johnson	3	0	0	0	0	0	0	0	18		3	0	0	0	0	0	0	0	18
Earnest Crownover	2	0	0	0	0	0	0	0	12		2	0	0	0	0	0	0	0	12
Conner Weigman	2	0	0	0	0	0	0	0	12		2	0	0	0	0	0	0	0	12
Ainias Smith	2	0	0	0	0	0	0	0	12		24	0	0	0	0	0	0	0	144
Rueben Owens	2	0	0	0	0	0	0	0	12		2	0	0	0	0	0	0	0	12
Max Johnson	2	0	0	0	0	0	0	0	12		5	0	0	0	0	1	0	0	32
Chris Russell Jr.	1	0	0	0	0	0	0	0	6		1	0	0	0	0	0	0	0	6
Moose Muhammad III	1	0	0	0	0	0	0	0	6		9	0	0	0	0	0	0	0	54
Jahdae Walker	1	0	0	0	0	0	0	0	6		5	0	0	0	0	0	0	0	30
Raymond Cottrell	1	0	0	0	0	0	0	0	6		1	0	0	0	0	0	0	0	6
Jacoby Mathews	1	0	0	0	0	0	0	0	6		1	0	0	0	0	0	0	0	6
Ethan Moczulski	0	0	1	0	0	0	0	0	1		0	0	1	0	0	0	0	0	1
TOTAL	34	18	33	0	0	0	0	0	291										
OPPONENTS	22	13	19	0	1	1	0	1	194										

ALL-PURPOSE

	SEASON STATISTICS								CAREER STATISTICS							
	G	Rush	Rec	PR	KOR	IR	Tot	Avg/G	G	Rush	Rec	PR	KOR	IR	Tot	Avg/G
Ainias Smith	9	17	652	267	41	0	977	108.6	47	401	2264	818	298	0	3781	80.4
Le'Veon Moss	7	439	68	0	0	0	507	74.0	14	553	76	0	0	0	629	44.9
Evan Stewart	7	-3	506	0	0	0	503	71.9	17	-4	1155	0	0	0	1151	67.7
Amari Daniels	8	425	62	0	0	0	487	60.9	18	744	63	0	0	0	807	44.8
Rueben Owens	9	185	83	0	154	0	422	46.9	9	185	83	0	0	0	422	46.9
Jahdae Walker	9	0	274	0	0	0	274	30.4	26	3	925	0	0	0	928	35.7
Noah Thomas	8	0	259	0	0	0	259	32.4	19	0	310	0	0	0	310	16.3
Jake Johnson	9	0	218	0	0	0	218	24.2	14	0	220	0	0	0	220	15.7
Moose Muhammad III	8	0	153	18	0	0	171	21.4	36	0	916	173	0	0	1089	30.3
Max Wright	9	0	108	0	0	0	108	12.0	49	0	302	0	0	0	302	6.2
Conner Weigman	4	63	0	0	0	0	63	15.8	9	159	0	0	0	0	159	17.7
David Bailey Jr.	9	25	0	0	7	0	32	3.6	51	2438	291	0	7	0	2736	53.6
Micah Tease	5	0	0	0	31	0	31	6.2	5	0	0	0	0	0	31	6.2
Max Johnson	8	27	0	0	0	0	27	3.4	30	168	0	0	0	0	168	5.6
Earnest Crownover	9	0	21	0	0	0	21	2.3	33	35	46	0	0	0	81	2.5
Chris Russell Jr.	9	0	0	0	0	16	16	1.8	55	0	0	0	0	0	16	0.3
Josh DeBerry	9	0	0	0	0	16	16	1.8	48	0	0	0	0	9	9	1.8
Bryce Anderson	8	0	0	0	0	15	15	1.9	19	0	0	0	0	0	15	0.8
Jordan Anthony	2	0	14	0	0	0	14	7.0	4	0	14	0	0	0	14	3.5
Raymond Cottrell	3	0	13	0	0	0	13	4.3	3	0	13	0	0	0	13	4.3
Jaylen Henderson	1	7	0	0	0	0	7	7.0	6	73	0	0	0	0	73	12.2
Team	9	-5	0	0	0	0	-5	-0.6								
TOTAL	9	1180	2431	285	233	47	4176	464.0								
OPPONENTS	9	900	1772	56	559	91	3378	375.3								

PUNTING

	SEASON STATISTICS								CAREER STATISTICS							
	No.	Yds	Avg	Long	TB	FC	I20	Blkd	No.	Yds	Avg	Long	TB	FC	I20	Blkd
Nik Constantinou	28	1122	40.1	53	1	10	6	0	178	7603	42.7	65	6	76	69	0
Team	1	33	33.0	33	0	0	0	1								
TOTAL	29	1155	39.8	53	1	10	9	1								
OPPONENTS	50	2062	41.2	64	4	14	11	1								

KICKOFFS

SEASON STATISTICS						CAREER STATISTICS					
	No.	Yds	Avg	TB	OB		No.	Yds	Avg	TB	OB
Randy Bond	54	3547	63.3	30	0		64	4057	63.4	34	0
Ethan Moczulski	3	190	63.3	1	0		3	190	63.3	1	0
Blair Zepeda	2	121	60.5	1	1		211	11929	56.5	96	1
TOTAL	61	3858	63.2	32	1						
OPPONENTS	43	2659	61.8	28	0						

FIELD GOALS

SEASON STATISTICS					CAREER STATISTICS				
	Att	Good	Long	Blkd		Att	Good	Long	Pct
Randy Bond	26	18	52	4		43	31	52	72.1
TOTAL	26	18	52	4					
OPPONENTS	16	14	53	1					

## DEFENSE

## SEASON STATISTICS

	GP	Solo	Ast	Total	TFL	Sacks	Int	PBU	QBH	FR	FF	Blk
Edgerrin Cooper	9	28	31	59	16.0-64	7.0-46	0-0	1	6	1-0	2	0
Taurean York	9	25	25	50	6.5-14	1.0-7	0-0	0	4	0-0	1	0
Demani Richardson	9	35	11	46	2.0-4	0-0	0-0	1	4	0-0	1	0
Josh DeBerry	9	31	8	39	4.5-14	1.0-7	2-16	7	1	0-0	0	0
Bryce Anderson	8	21	14	35	6.0-35	1.0-14	1-15	4	2	1-0	1	0
Jacoby Mathews	9	25	7	32	0-0	0-0	0-0	3	0	0-0	0	0
Fadi Diggs	9	18	12	30	9.0-37	4.0-27	0-0	2	5	0-0	0	0
Walter Nolen	9	15	14	29	7.5-20	4.0-15	0-0	1	0	0-0	0	0
Shemar Turner	9	12	15	27	9.0-51	5.0-39	0-0	0	3	0-0	2	1
Chris Russell Jr.	9	14	8	22	2.0-11	2.0-11	1-16	0	0	0-0	0	0
McKinnley Jackson	9	7	13	20	5.0-20	3.0-17	0-0	0	2	1-0	0	0
Tyreek Chappell	7	8	8	16	0.5-1	0-0	0-0	5	0	0-0	0	0
LT Overton	9	6	9	15	0-0	0-0	0-0	0	1	0-0	0	0
Isaiah Raikes	9	5	7	12	2.5-9	1.0-4	0-0	1	0	0-0	0	0
Malick Sylla	9	10	2	12	2.0-7	1.0-5	0-0	0	1	0-0	0	0
Deuce Harmon	8	8	2	10	0-0	0-0	0-0	4	0	0-0	0	0
Albert Regis	8	4	6	10	2.5-5	1.0-1	0-0	0	0	0-0	0	0
Jarred Kerr	9	8	1	9	0-0	0-0	0-0	0	1	0-0	0	0
Shemar Stewart	9	3	6	9	2.0-5	1.5-5	0-0	1	2	0-0	0	0
Jayvon Thomas	6	4	5	9	0-0	0-0	0-0	0	0	0-0	0	0
DJ Hicks	8	2	6	8	1.5-2	0.5-1	0-0	0	0	0-0	0	0
Sam Mathews	9	6	1	7	0-0	0-0	0-0	0	0	0-0	1	0
Dalton Brooks	9	4	3	7	1.0-6	0-0	0-0	0	0	0-0	0	0
Jurriente Davis	3	2	4	6	0-0	0-0	0-0	0	0	0-0	0	0
Jardin Gilbert	2	2	3	5	0.5-1	0-0	0-0	1	0	0-0	0	0
Sam McCall	9	3	2	5	0-0	0-0	0-0	1	0	0-0	0	0
Martrell Harris Jr.	7	2	2	4	0-0	0-0	0-0	0	0	0-0	0	0
Enai White	5	2	1	3	1.0-10	1.0-10	0-0	0	0	0-0	0	0
Damion Sanford	9	2	0	2	0-0	0-0	0-0	0	0	0-0	0	0
Chantz Johnson	9	2	0	2	0-0	0-0	0-0	0	0	0-0	0	0
Randy Bond	9	1	1	2	0-0	0-0	0-0	0	0	0-0	1	0
Rylan Kennedy	7	1	1	2	0-0	0-0	0-0	0	0	0-0	0	0
Jahdae Walker	9	1	0	1	0-0	0-0	0-0	0	0	0-0	0	1
Max Wright	9	1	0	1	0-0	0-0	0-0	0	0	0-0	0	0
Micaiah Overton	1	0	1	1	0-0	0-0	0-0	0	0	0-0	0	0
Earnest Crownover	9	0	1	1	0-0	0-0	0-0	0	0	0-0	0	0
Ainias Smith	9	1	0	1	0-0	0-0	0-0	0	0	0-0	0	0
Bravion Rogers	3	1	0	1	0-0	0-0	0-0	0	0	0-0	0	0
Kent Robinson	3	0	0	0	0-0	0-0	0-0	1	0	0-0	0	0
<b>TOTALS</b>	<b>9</b>	<b>320</b>	<b>230</b>	<b>550</b>	<b>81-316</b>	<b>34-209</b>	<b>4-47</b>	<b>33</b>	<b>32</b>	<b>3-0</b>	<b>9</b>	<b>2</b>
<b>OPPONENTS</b>	<b>9</b>	<b>362</b>	<b>200</b>	<b>562</b>	<b>43-180</b>	<b>18-120</b>	<b>7-91</b>	<b>31</b>	<b>42</b>	<b>4-67</b>	<b>8</b>	<b>5</b>

## CAREER STATISTICS

	GP	Solo	Ast	Total	TFL	Sacks	Int	PBU	QBH	FR	FF	Blk
Edgerrin Cooper	42	100	80	180	29.5-101	7.5-49	2-4	7	13	2-0	3	0
Taurean York	9	25	25	50	6.5-14	1.0-7	0-0	0	4	0-0	1	0
Demani Richardson	53	190	101	291	16.0-95	2.5-27	4-19	12	7	1-109	4	0
Josh DeBerry	48	147	50	197	18.5-57	2.0-14	6-9	22	8	2-0	3	0
Bryce Anderson	19	37	26	63	9.5-46	1.0-14	1-15	4	2	3-0	2	0
Jacoby Mathews	19	40	17	57	0-0	0-0	0-0	6	1	1-0	0	0
Fadi Diggs	30	36	33	69	16.5-56	8.0-41	0-0	2	7	0-0	3	1
Walter Nolen	19	32	26	58	10.0-26	5.0-20	0-0	1	1	1-9	1	0
Shemar Turner	28	30	43	73	15.5-71	7.0-50	0-0	0	7	0-0	2	1
Chris Russell Jr.	55	55	49	104	10.0-46	4.5-29	1-16	1	2	2-1	1	0
McKinnley Jackson	37	40	44	84	15.0-64	7.5-47	0-0	2	11	2-0	0	1
Tyreek Chappell	30	70	31	101	6.0-14	0-0	1-0	22	4	1-0	0	0
LT Overton	20	18	28	46	3.0-12	1.0-8	0-0	0	6	0-0	0	0
Isaiah Raikes	33	19	18	37	4.0-16	1.5-10	0-0	1	0	0-0	0	0
Malick Sylla	21	15	3	18	3.0-13	2.0-11	0-0	0	2	0-0	0	0
Deuce Harmon	24	24	14	38	1.5-2	0-0	1-0	5	0	0-0	1	0
Albert Regis	19	9	17	26	5.0-9	1.0-1	0-0	1	1	0-0	0	1
Jarred Kerr	20	23	8	31	1.0-12	1.5-10	0-0	2	1	0-0	0	0
Shemar Stewart	21	14	18	32	5.5-13	3.0-11	0-0	1	6	1-0	0	0
Jayvon Thomas	6	4	5	9	0-0	0-0	0-0	0	0	0-0	0	0
DJ Hicks	8	2	6	8	1.5-2	0.5-1	0-0	0	0	0-0	0	0
Sam Mathews	30	15	4	19	0-0	0-0	0-0	0	0	0-0	1	0
Dalton Brooks	9	4	3	7	1.0-6	0-0	0-0	0	0	0-0	0	0
Jurriente Davis	3	2	4	6	0-0	0-0	0-0	0	0	0-0	0	0
Jardin Gilbert	24	48	31	79	2.0-10	0.5-4	2-13	6	0	0-0	0	0
Sam McCall	17	6	4	10	0-0	0-0	0-0	2	0	0-0	1	0
Martrell Harris Jr.	19	7	4	11	2.0-9	2.0-9	0-0	0	1	0-0	1	0
Enai White	12	7	4	11	3.0-16	2.0-15	0-0	1	1	0-0	0	0
Damion Sanford	9	2	0	2	0-0	0-0	0-0	0	0	0-0	0	0
Chantz Johnson	9	2	0	2	0-0	0-0	0-0	0	0	0-0	0	0
Randy Bond	21	1	1	2	0-0	0-0	0-0	0	0	0-0	1	0
Rylan Kennedy	7	1	1	2	0-0	0-0	0-0	0	0	0-0	0	0
Jahdae Walker	9	1	0	1	0-0	0-0	0-0	0	0	0-0	0	1
Max Wright	49	2	3	5	0.5-1	0-0	0-0	0	0	0-0	0	0
Micaiah Overton	3	1	1	1	0-0	0-0	0-0	0	0	0-0	0	0
Earnest Crownover	33	1	2	3	0-0	0-0	0-0	0	0	0-0	0	0
Ainias Smith	47	2	0	2	0-0	0-0	0-0	0	0	0-0	0	0
Bravion Rogers	3	1	0	1	0-0	0-0	0-0	0	0	0-0	0	0
Kent Robinson	3	0	0	0	0.0-0	0.0-0	0-0	1	0	0-0	0	0

## INTERCEPTIONS

	SEASON STATISTICS					CAREER STATISTICS				
	No.	Yds	Avg	TD	Long	No.	Yds	Avg	TD	Long
Josh DeBerry	2	16	8.0	0	16	6	9	1.5	0	16
Chris Russell Jr.	1	16	16.0	1	16	1	16	16.0	1	16
Bryce Anderson	1	15	15.0	0	15	1	15	15.0	0	15
<b>TOTAL</b>	<b>4</b>	<b>47</b>	<b>11.8</b>	<b>1</b>	<b>16</b>					
<b>OPPONENTS</b>	<b>7</b>	<b>91</b>	<b>13.0</b>	<b>1</b>	<b>36</b>					

## PUNT RETURNS

	SEASON STATISTICS					CAREER STATISTICS				
	No.	Yds	Avg	TD	Long	No.	Yds	Avg	TD	Long
Ainias Smith	15	267	17.8	1	82	77	818	10.6	2	95
Moose Muhammad III	3	18	6.0	0	11	24	173	7.2	0	40
Sam McCall	1	0	0.0	0	0	1	0	0.0	0	0
<b>TOTAL</b>	<b>19</b>	<b>285</b>	<b>15.0</b>	<b>1</b>	<b>82</b>					
<b>OPPONENTS</b>	<b>8</b>	<b>56</b>	<b>7.0</b>	<b>1</b>	<b>39</b>					

## KICK RETURNS

	SEASON STATISTICS					CAREER STATISTICS				
	No.	Yds	Avg	TD	Long	No.	Yds	Avg	TD	Long
Rueben Owens	8	154	19.3	0	29	8	154	19.3	0	29
Ainias Smith	2	41	20.5	0	23	15	298	19.9	0	31
David Bailey Jr.	1	7	7.0	0	7	1	7	7.0	0	7
Micah Tease	1	31	31.0	0	31	1	31	31.0	0	31
<b>TOTAL</b>	<b>12</b>	<b>233</b>	<b>19.4</b>	<b>0</b>	<b>31</b>					
<b>OPPONENTS</b>	<b>25</b>	<b>559</b>	<b>22.4</b>	<b>1</b>	<b>98</b>					

GAME ONE

New Mexico	0	7	3	0	-	10
23 Texas A&M	7	28	7	10	-	52

Sept. 2 | Kyle Field | Bryan-College Station, Texas | 6 p.m. | Att: 97,560

Aggies Roll to 52-10 Win in Season Opener

Conner Weigman tossed five touchdown passes, while the receiving duo of Evan Stewart and Noah Thomas combined for 189 yards and five TDs as the No. 23 Texas A&M Aggies rolled to a 52-10 win over the New Mexico Lobos in Saturday's season opener at Kyle Field

Weigman's scoring strike tally was the most for an A&M quarterback in a season opener and marked the most by an Aggie in a regulation game since Johnny Manziel in 2013. Playing in just the first three quarters, he finished the day 18-for-23 for 236 yards.

The Aggies took control early carrying a 35-7 lead into the half, including four scoring tosses by Weigman and one rushing score compliments of Le'Veon Moss. Weigman threw his fifth touchdown as the Aggies took a commanding 42-10 lead into the final quarter. The Maroon & White added on 10 more points with a 12 yard touchdown pass from Max Johnson to Moose Muhammad II before Randy Bond nailed a 39 yard field goal.

Stewart led the receiving core with 115 yards on eight catches and two scores, while Thomas tallied 74 yards receiving on six catches and three TDs.

Graduate transfer Josh DeBerry filled the stat sheet with a career-high 10 tackles while adding a pick, a solo sack and a QB hurry. As a unit, the Aggies held the Lobos to only 91 yards on the ground on 32 carries for a 2.8-yard average.

	NEW MEXICO	TEXAS A&M
FIRST DOWNS	18	27
RUSHES-YARDS (NET)	32-91	29-134
PASSING YDS (NET)	131	277
Passes Comp-Att-Int	16-28-1	24-34-0
TOTAL OFFENSE PLAYS-YARDS	60-222	63-411
Fumbles-Lost	2-0	1-0
Penalties-Yards	10-114	9-88
Punts (Number-Avg)	6-37.5	2-46.0
Punt Returns-Yards-TDs	1--1-0	4-53-0
Kickoff Returns-Yards-TDs	6-92-0	1-27-0
Interception Returns-Yards-TDs	0-0-0	1-0-0
Fumble Returns-Yards-TDs	0-0-0	0-0-0
Possession Time	34:20	25:40
Third-Down Conversions	3 of 13	3 of 7
Fourth-Down Conversions	1 of 2	1 of 1
Red-Zone Scores-Chances	1-1	5-5
Sacks By: Number-Yards	2-24	2-13

NEW MEXICO						TEXAS A&M					
RUSHING	ATT	YDS	TD	LG	AVG	RUSHING	ATT	YDS	TD	LG	AVG
Croskey-Merritt	11	50	1	27	4.5	Daniels	7	51	0	27	7.3
Lewis	5	19	0	9	3.8	Moss	6	26	1	26	4.3
White	3	12	0	9	4.0	Owens	7	25	0	14	4.3
PASSING	C-A-I	YDS	TD	LG	SACK	PASSING	C-A-I	YDS	TD	LG	SACK
Hopkins	15-24-1	115	0	22	2	Weigman	18-23-0	236	5	35	1
Tabscott	1-4-0	16	0	16	0	Johnson	6-9-0	41	1	12	1
RECEIVING	REC	YDS	TD	LG		RECEIVING	REC	YDS	TD	LG	
Washington	4	42	0	21		Stewart	8	115	2	35	
Hixon	6	42	0	22		Thomas	6	74	3	34	
Jones	1	16	0	16		Smith	3	40	0	40	
TACKLES	SOLO-AT	TOTAL				TACKLES	SOLO-AT	TOTAL			
Combs	7-4	11				DeBerry	7-3	10			
Martin	8-0	8				Cooper	4-4	8			

SCORING SUMMARY

1ST	05:00	TAMU	Thomas 15 yd pass from Weigman (Bond kick)	7-85 3:10
2ND	14:53	TAMU	Stewart 35 yd pass from Weigman (Bond kick)	5-45 1:37
	10:32	UNM	Croskey-Merritt 27 yd run (Drzewiecki kick)	6-88 4:15
	08:03	TAMU	Thomas 34 yd pass from Weigman (Bond kick)	6-67 2:23
	05:30	TAMU	Moss 2 yd run (Bond kick)	5-38 2:02
	01:27	TAMU	Thomas 9 yd pass from Weigman (Bond kick)	5-37 2:00
3RD	06:09	UNM	Drzewiecki 27 yd field goal	12-52 7:09
	02:30	TAMU	Stewart 8 yd pass from Weigman (Bond kick)	9-70 3:39
4TH	07:35	TAMU	Muhammad 12 yd pass from Johnson (bond kick)	6-55 3:37
	01:10	TAMU	Bond 39 yd field goal	9-40 3:32

GAME TWO

23 Texas A&M	10	7	9	7	-	33
Miami	7	14	10	17	-	48

Sept. 9 | Hard Rock Stadium | Miami Gardens, Fla. | 2:30 p.m. | Att: 48,792

Aggies Fall on the Road at Miami, 48-33

The Texas A&M Aggies were unable to weather a Miami surge in a 48-33 loss to the Hurricanes at Hard Rock Stadium.

The Aggies led 17-7 two minutes into the second quarter, but Miami outscored the Maroon & White 41-16 the rest of the way.

A&M capitalized on great field position in the opening series with a blocked punt by Jahdae Walker before Conner Weigman punched it in from the 1-yard line for his first career rushing touchdown. Randy Bond extended the early lead to 10-0 with a 24-yard field goal.

After a Miami score, Edgerrin Cooper recovered a Miami muffed punt before Amari Danies scored with a 9-yard rush to make it 17-7. Texas A&M trailed, 21-17, heading into the break following 14 unanswered points by Miami.

Bond brought the game within one, before two second-half turnovers and a special teams miscue hindered the Aggies' comeback effort.

Weigman ended the game connecting on 31 of 53 passes for 336 yards and two touchdowns and two interceptions. Evan Stewart registered career highs with 11 catches for 142 yards, his second 100-yard game of the season and fourth of his career.

	TEXAS A&M	MIAMI
FIRST DOWNS	26	16
RUSHES-YARDS (NET)	29-97	24-77
PASSING YDS (NET)	336	374
Passes Comp-Att-Int	31-53-2	21-30-0
TOTAL OFFENSE PLAYS-YARDS	82-433	54-451
Fumbles-Lost	1-1	2-1
Penalties-Yards	7-55	10-115
Punts (Number-Avg)	3-42.7	3-32.0
Punt Returns-Yards-TDs	1-2-0	1-2-0
Kickoff Returns-Yards-TDs	4-68-0	3-110-1
Interception Returns-Yards-TDs	0-0-0	2-30-0
Fumble Returns-Yards-TDs	0-0-0	0-0-0
Possession Time	32:05	27:55
Third-Down Conversions	8 of 18	3 of 9
Fourth-Down Conversions	1 of 3	0 of 0
Red-Zone Scores-Chances	6-7	4-4
Sacks By: Number-Yards	2-12	1-1

TEXAS A&M						MIAMI					
RUSHING	ATT	YDS	TD	LG	AVG	RUSHING	ATT	YDS	TD	LG	AVG
Daniels	18	62	1	14	3.4	Parrish Jr.	10	50	0	18	5.0
Weigman	5	29	1	13	5.8	Allen	5	22	0	13	4.4
Owens	5	7	0	4	1.4	Chaney Jr.	3	11	0	5	3.7
PASSING	C-A-I	YDS	TD	LG	SACK	PASSING	C-A-I	YDS	TD	LG	SACK
Weigman	31-53-2	336	2	44	0	Van Dyke	21	30	5	64	2
RECEIVING	REC	YDS	TD	LG		RECEIVING	REC	YDS	TD	LG	
Stewart	11	142	0	44		Restrepo	6	126	0	48	
Thomas	4	38	1	16		George	5	94	3	64	
Owens	3	35	0	24		Young	6	75	1	32	
TACKLES	SOLO-AT	TOTAL				TACKLES	SOLO-AT	TOTAL			
York	3-4	7				Williams	5-4	9			
Cooper	3-3	6				Davis	6-2	8			

SCORING SUMMARY

1ST	12:30	TAMU	Weigman 1 yd run (Bond kick)	3-15 0:57
	05:25	TAMU	Bond 24 yd field goal	11-76 5:04
	02:08	MIA	Young 3 yd pass from Van Dyke (Borregales kick)	7-75 3:17
2ND	13:11	TAMU	Daniels 9 yd run (Bond kick)	2-9 0:09
	11:06	MIA	Horton 52 yd pass from Van Dyke (Borregales kick)	5-75 2:05
	00:13	MIA	George 11 yd pass from Van Dyke (Borregales kick)	6-75 0:44
3RD	09:07	TAMU	Bond 28 yd field goal	12-59 5:49
	08:55	MIA	Smith 98 yd kickoff return (Borregales kick)	
	05:39	MIA	Borregales 34 yd field goal	4-6 1:25
	02:29	TAMU	E. Crownover 19 yd pass from Weigman (2pt fail)	7-75 3:10
4TH	12:37	MIA	George 3 yd pass from Van Dyke (Bond kick)	6-75 1:26
	06:28	MIA	Borreglaes 50 yd field goal	7-46 4:40
	05:02	TAMU	Thomas 9 yd pass from Weigman (Bond kick)	6-75 1:26
	2:36	MIA	George 64 yd pass from Van Dyke (Borregales kick)	4-80 2:22



GAME THREE

ULM	0	3	0	0	-	3
Texas A&M	10	17	10	10	-	47

Sept. 16 | Kyle Field | Bryan-College Station, Texas | 4 p.m. | Att: 93,090

Aggies Dominate Warhawks, 47-3

Texas A&M Aggies scored on their first seven drives and outgained ULM in total offense yards for the day to the tune of 557-222. Ol' Sarge's charges owned a 399-95 advantage in passing yardage.

Conner Weigman registered his second consecutive 300-yard passing day, going 25-for-29 with 337 yards and one touchdown. He came up one yard shy of his career high. Max Johnson completed 7-of-11 passes for 62 yards and one touchdown off the bench.

Texas A&M's defense held ULM to just eight first downs in the game, including four through the first three quarters. The Aggies held the Warhawks to 1-of-12 on 3rd-down conversions with their first successful attempt coming on the final drive.

Ainias Smith led the receiving corps with seven catches for 127 yards, his first 100-yard game of the season and the fifth of his career. Jahdae Walker added five receptions for 110 yards and one TD. The duo racked up over 100 yards apiece before halftime.

Texas A&M rolled to 359 yards of total offense in the first half, spearheaded by Weigman's passing. The sophomore quarterback connected on 19-of-23 for 287 yards and one TD through the air. He also scampered for a 19-yard score midway through the second quarter as the Aggies staked claim to a 17-3 edge. The Aggies' two other first half touchdowns were a 12-yard Weigman-to-Walker aerial strike with 2:26 remaining in the first quarter and a 4-yard Amari Daniels run with :48 remaining in the first half. The Maroon & White led 27-3 at the intermission.

Rueben Owens added a touchdown on a 21-yard rush in the third quarter before Johnson tossed a 13-yard touchdown pass to Raymond Cottrell in the fourth quarter.

Randy Bond was 4-for-4 on field goals, including hitting a career-long 52-yarder with 7:11 left in the fourth quarter to cap the game's scoring.

	ULM	TEXAS A&M
FIRST DOWNS	8	28
RUSHES-YARDS (NET)	31-127	33-158
PASSING YDS (NET)	95	399
Passes Comp-Att-Int	6-17-0	32-40-0
TOTAL OFFENSE PLAYS-YARDS	48-222	73-557
Fumbles-Lost	1-0	2-0
Penalties-Yards	6-55	8-50
Punts (Number-Avg)	8-37.5	1-48.0
Punt Returns-Yards-TDs	0-0-0	4-19-0
Kickoff Returns-Yards-TDs	1-12-0	2-57-0
Interception Returns-Yards-TDs	0-0-0	0-0-0
Fumble Returns-Yards-TDs	0-0-0	0-0-0
Possession Time	25:31	34:29
Third-Down Conversions	1 of 12	9 of 14
Fourth-Down Conversions	1 of 2	0 of 0
Red-Zone Scores-Chances	1-2	3-7
Sacks By: Number-Yards	2-14	2-10

ULM		TEXAS A&M	
RUSHING	ATT YDS TD LG AVG	RUSHING	ATT YDS TD LG AVG
Wright	5 34 0 29 6.8	Owens	8 51 1 21 6.4
Galloway	5 28 0 8 5.6	Moss	8 46 0 17 5.8
Norman	6 25 0 12 4.2	Daniels	9 36 1 7 4.0
		Weigman	3 18 1 19 6.0
PASSING	C-A-I YDS TD LG SACK	PASSING	C-A-I YDS TD LG SACK
Wright	6-15-0 95 0 37 1	Weigman	25-29-0 337 1 37 1
Garcia	0-2-0 0 0 0 1	Johnson	7-11-0 62 1 16 1
RECEIVING	REC YDS TD LG	RECEIVING	REC YDS TD LG
Wiley	3 52 0 32	Smith	7 127 0 32
Howell	2 40 0 37	Walker	5 110 1 37
Tolbert	1 3 0 3		
TACKLES	SOLO-AT TOTAL	TACKLES	SOLO-AT TOTAL
Batton	8-0 8	Kerr	4-0 4
Glass	7-0 7	J.Mathews	3-1 4

SCORING SUMMARY

1ST	08:30	TAMU	Bond 30 yd field goal	11-65, 5:00
	02:26	TAMU	Walker 12 yd pass from Weigman (Bond kick)	8-90, 3:38
2ND	13:19	ULM	McCormick 24 yd field goal	9-69, 4:07
	09:37	TAMU	Weigman 19 yd run (Bond kick)	8-74, 3:32
	04:04	TAMU	Bond 23 yd field goal	9-67, 3:28
	00:48	TAMU	Daniels 4 yd run (Bond kick)	6-63, 1:12
3RD	11:00	TAMU	Bond 34 yd field goal	8-32, 3:54
	05:54	TAMU	Owens 21 yd run (Bond kick)	7-60, 3:31
4TH	11:15	TAMU	Cottrell 13 yd pass from Johnson (Moczulski kick)	7-41, 2:54
	7:11	TAMU	Bond 52 yd field goal	6-19, 2:34

GAME FOUR

Auburn	0	3	0	7	-	10
RV Texas A&M	6	0	14	7	-	27

Sept. 23 | Kyle Field | Bryan-College Station, Texas | 11 a.m. | Att: 102,530

Aggies Sack Auburn to Open SEC Play, 27-10

Spelling starter Conner Weigman due to injury with a precarious 6-3 lead coming out of halftime, Max Johnson completed his first five passes for 95 yards, including a pair of touchdown strikes, to lead Texas A&M in a dominant second half.

Meanwhile, the Texas A&M defense overwhelmed Auburn, holding the Tigers to 200 yards of total offense thanks in large part to a season-high seven sacks. The visitors were only able to scrounge up 56 passing yards on the day with three different quarterbacks taking snaps.

Auburn's first four drives of the second half resulted in three-and-outs and Texas A&M outgained the Tigers 146-2 in total offense in the pivotal third quarter. The Maroon & White held the Tigers to 3-of-15 on third-down conversions for the game, including just 1-of-10 through the first three quarters. After the Aggie defense held Auburn to a three-and-out on the first series of the second half, Johnson led Ol' Sarge's charges on a six-play, 46-yard drive, hitting his brother Jake Johnson for a 22-yard scoring toss, staking the Maroon & White to a 13-3 lead with 9:42 remaining in the quarter.

The Texas A&M defense stymied the Tigers again on the next drive after just three plays and the Aggies followed with another touchdown drive. This time they traveled 65 yards on six plays, capped by a precision 37-yard aerial to Evan Stewart in the end zone to stretch the margin 17 at the 6:22 mark of the third quarter.

Amari Daniels iced the game with 4:20 remaining when he weaved his way to a career-long 79-yard run, taking the ball down to the Auburn 4-yard line. Le'Veon Moss pounded his way into the end zone on the next play for the final score of the game.

Max Johnson ended the day hitting on 7-of-11 through the air for 123 yards and two touchdowns.

The Aggies mounted a 6-0 lead with a pair of first quarter field goals by Randy Bond. He closed out Texas A&M's game-opening 12-play, 41-yard drive with a 51-yarder. With 5:31 remaining in the period he hit a 32-yarder following a three-and-out by Auburn.

The backfield tandem of Moss and Daniels gobbled up career highs for rushing yardage. Moss ended the day with 97 yards on 15 carries. Daniels added 85 yards on five totes as the Aggies rolled up 209 yards in the ground game.

Linebackers Taurean York and Cooper played like mad dogs in a meat market to lead the A&M defense. York registered a career-high 11 tackles, including 2.0 TFL. Cooper logged eight tackles, including 3.0 TFL and a career-high 2.0 sacks. Walter Nolen and Chris Russell Jr. both checked in with 1.5 sacks.

	AUBURN	TEXAS A&M
FIRST DOWNS	14	16
RUSHES-YARDS (NET)	41-144	33-209
PASSING YDS (NET)	56	193
Passes Comp-Att-Int	9-23-0	15-25-0
TOTAL OFFENSE PLAYS-YARDS	64-200	58-402
Fumbles-Lost	2-0	1-1
Penalties-Yards	10-64	7-50
Punts (Number-Avg)	9-40.2	5-41.4
Punt Returns-Yards-TDs	2-14-0	3-30-0
Kickoff Returns-Yards-TDs	1-16-0	1-15-0
Interception Returns-Yards-TDs	0-0-0	0-0-0
Fumble Returns-Yards-TDs	1-67-1	0-0-0
Possession Time	32:10	27:50
Third-Down Conversions	3 of 15	5 of 12
Fourth-Down Conversions	1 of 2	0 of 0
Red-Zone Scores-Chances	0-0	2-2
Sacks By: Number-Yards	2-11	7-26

AUBURN		TEXAS A&M	
RUSHING	ATT YDS TD LG AVG	RUSHING	ATT YDS TD LG AVG
Battie	8 59 0 24 7.4	Moss	15 97 1 36 6.5
Hunger	9 53 0 15 5.9	Daniels	5 85 0 79 17.0
PASSING	C-A-I YDS TD LG SACK	PASSING	C-A-I YDS TD LG SACK
Thorne	6-12-0 44 0 13 5	Weigman	8-14-0 70 0 26 1
Geriner	2-7-0 8 0 10 1	Johnson	7-11-0 123 2 37 1
Ashford	1-4-0 4 0 4 1		
RECEIVING	REC YDS TD LG	RECEIVING	REC YDS TD LG
Hooks	3 18 0 12	Smith	5 78 0 28
Battie	2 23 0 13	Stewart	3 50 1 37
TACKLES	SOLO-AT TOTAL	TACKLES	SOLO-AT TOTAL
Asante	7-2 9	York	5-6 11
Nixon III	2-3 5	Cooper	5-3 8
Harris	1-4 5		

SCORING SUMMARY

1ST	09:23	TAMU	Bond 51 yd field goal	12-41, 5:37
	05:31	TAMU	Bond 32 yd field goal	7-43, 2:19
2ND	00:05	AUB	McPherson 53 yd field goal	8-8, 4:28
3RD	09:42	TAMU	J. Johnson 22 yd pass from M. Johnson (Bond kick)	6-46, 3:16
	06:22	TAMU	Stewart 37 yd pass from M. Johnson (Bond kick)	5-65, 2:15
4TH	12:16	AUB	Asante 67 yd fumble return (McPherson kick)	0-0, 1:30
	03:59	TAMU	Moss 4 yd run (Bond kick)	3-86, 1:04

GAME FIVE

RV Texas A&M	7	10	10	7	-	34
Arkansas	3	3	10	6	-	22

Sept. 30 | AT&T Stadium | Arlington, Texas | 11 a.m. | Att: 59,437

Aggies Bring Home the Bacon at Southwest Classic, 34-22

Texas A&M had a 17-6 lead after the first 30 minutes of play, before Arkansas came within one score after returning an interception for a touchdown to begin the second half.

The Aggies distanced themselves following a Chris Russell Jr. pick six before Ainias Smith put the nail in the coffin scoring on an 82-yard punt return to stake claim to a 34-16 lead with 7:40 left.

The Aggie defense limited Arkansas to 174 yards of total offense. KJ Jefferson was sacked seven times as Edgerrin Cooper led the Aggie sack attack, racking up six tackles, 3.0 for loss of yardage, and two quarterback takedowns.

Offensively, Max Johnson connected on 17-of-28 pass attempts for 210 yards, two touchdowns and one interception. Le'Veon Moss rushed for 107 yards on 17 carries in his first career 100-yard game. Johnson added 57 yards on the ground on nine totes. Smith hauled in four catches for 71 yards, amassing 202 all-purpose yards – his first career 200-yard effort.

	TEXAS A&M	ARKANSAS
FIRST DOWNS	19	10
RUSHES-YARDS (NET)	39-204	39-42
PASSING YDS (NET)	210	132
Passes Comp-Att-Int	17-28-1	9-17-1
TOTAL OFFENSE PLAYS-YARDS	67-414	56-174
Fumbles-Lost	3-2	2-0
Penalties-Yards	6-40	0-0
Punts (Number-Avg)	2-52.5	6-54.7
Punt Returns-Yards-TDs	3-131-1	1-3-0
Kickoff Returns-Yards-TDs	0-0-0	3-82-0
Interception Returns-Yards-TDs	1-16-1	1-20-1
Fumble Returns-Yards-TDs	0-0-0	0-0-0
Possession Time	30:33	29:27
Third-Down Conversions	8 of 15	5 of 15
Fourth-Down Conversions	0 of 1	0 of 1
Red-Zone Scores-Chances	2-3	1-1
Sacks By: Number-Yards	7-41	0-0

TEXAS A&M						ARKANSAS					
RUSHING	ATT	YDS	TD	LG	AVG	RUSHING	ATT	YDS	TD	LG	AVG
Moss	17	107	0	30	6.3	Sanders	11	34	0	9	3.1
M.Johnson	9	61	0	32	6.3	Green	1	5	0	5	5.0
PASSING	C-A-I	YDS	TD	LG	SACK	PASSING	C-A-I	YDS	TD	LG	SACK
M.Johnson	17-28-1	210	2	32	0	Jefferson	9-17-1	132	1	48	7
RECEIVING	REC	YDS	TD	LG		RECEIVING	REC	YDS	TD	LG	
Smith	4	71	0	29		Armstrong	3	79	1	48	
Moss	3	27	0	12		Sanders	2	36	0	38	
Stewart	2	50	1	32							
TACKLES	SOLO-AT	TOTAL				TACKLES	SOLO-AT	TOTAL			
Cooper	2-4	6				Paul Jr.	7-2	9			
Anderson	2-4	6				Clark	5-1	6			

SCORING SUMMARY

1ST	08:15	ARK	Little 52 yd field goal	15-42 8:15
	02:36	TAMU	Stewart 32 yd pass from M. Johnson (Bond kick)	8-75 4:09
2ND	13:00	ARK	Little 25 yd field goal	10-69 4:30
	10:26	TAMU	Bond 42 yd field goal	8-51 2:34
	00:13	TAMU	Crownover 2 yd pass from M. Johnson (Bond kick)	8-39 2:36
3RD	14:54	ARK	Johnson 20 yd INT return (Little kick)	00:06
	11:11	TAMU	Bond 34 yd field goal	8-58 3:43
	07:58	ARK	Little 50 yd field goal	4-3 00:44
	05:15	TAMU	Russell 16 INT return (Bond kick)	00:36
4TH	07:40	TAMU	Smith 82 yd punt return (Bond kick)	00:23
	03:53	ARK	Armstrong 48 yd pass from Jefferson (rush failed)	4-64 1:05

GAME SIX

11 Alabama	3	7	14	2	-	26
RV Texas A&M	3	14	0	3	-	20

Oct. 7 | Kyle Field | Bryan-College Station, Texas | 2:30 p.m. | Att: 108,101

Aggies Drop a 26-20 Decision to No. 11 Alabama

Alabama scored the first 16 points coming out of the intermission to erase A&M's 17-10 halftime lead as the Aggies were unable to take advantage of two second-half Alabama turnovers.

Two plays after the Aggies' Bryce Anderson intercepted a Jalen Milroe pass and returned it 15 yards to the A&M 35-yard line, the Crimson Tide's Caleb Downs picked off a Max Johnson pass at the Aggies' 37-yard line.

Alabama followed with a six-play scoring drive capped off by a 15-yard aerial from Milroe to Jermaine Burton to tie the game 17-17 midway through the third quarter.

The Crimson Tide scored on its next possession with a 19-yard touchdown pass from Milroe to Burton, staking claim to a 24-17 advantage with 22 seconds remaining in the third quarter.

Texas A&M's Demani Richardson forced a fumble and Anderson recovered it at the Alabama 29-yard line with 11:09 remaining in the game. The Aggies were only able to cobble five yards on the drive and Randy Bond's 41-yard field goal attempt was blocked by Chris Braswell.

The Crimson Tide lead stretched to nine points when Johnson was called for intentional grounding in the end zone, resulting in a safety with 5:55 on the clock.

Texas A&M appeared to hit paydirt twice on its final drive of the game, but both were called back – one due to video review and one with a holding call. Johnson hit Ainias Smith in the left flat and Smith broke through two tackles and outran a defender down the left sideline, but was deemed to have stepped out at the 2-yard line. Two plays later Le'Veon Moss rushed around the left end into the end zone from 2 yards out, but a holding call negated the score. The Aggies settled for a 20-yard field goal by Bond to trim the margin to 26-20 with 2:11 remaining.

	ALABAMA	TEXAS A&M
FIRST DOWNS	16	16
RUSHES-YARDS (NET)	26-23	35-67
PASSING YDS (NET)	321	239
Passes Att-Comp-Int	21-33-1	14-25-1
TOTAL OFFENSE PLAYS-YARDS	59-344	60-306
Fumbles-Lost	4-1	2-0
Penalties-Yards	14-99	4-19
Punts (Number-Avg)	6-42.8	4-37.8
Punt Returns-Yards-TDs	1--1-0	1-46-0
Kickoff Returns-Yards-TDs	3-80-0	2-23-0
Interception Returns-Yards-TDs	1-0-0	1-15-0
Fumble Returns-Yards-TDs	0-0-0	0-0-0
Possession Time	29:09	30:51
Third-Down Conversions	4 of 12	4 of 12
Fourth-Down Conversions	0 of 1	0 of 1
Red-Zone Scores-Chances	2-2	3-4
Sacks By: Number-Yards	5-31	6-43

ALABAMA						TEXAS A&M					
RUSHING	ATT	YDS	TD	LG	AVG	RUSHING	ATT	YDS	TD	LG	AVG
McClellan	12	45	0	15	3.8	Moss	16	49	1	9	3.1
Williams	6	9	0	4	1.5	Daniels	1	17	0	9	4.2
PASSING	C-A-I	YDS	TD	LG	SACK	PASSING	C-A-I	YDS	TD	LG	SACK
Milroe	21-33-1	321	3	52	6	Johnson	14-25-1	239	1	37	5
RECEIVING	REC	YDS	TD	LG		RECEIVING	REC	YDS	TD	LG	
Burton	9	197	2	25		Smith	4	88	0	37	
Bond	7	96	1	52		Johnson	4	45	1	22	
McClellan	2	6	0	8		Stewart	3	46	0	32	
TACKLES	SOLO-AT	TOTAL				TACKLES	SOLO-AT	TOTAL			
Keenan III	4-4	8				Cooper	6-5	11			
Downs	5-2	7				DeBerry	7-0	7			
McKinstry	5-0	5				Richardson	4-2	6			

SCORING SUMMARY

1ST	05:34	TAMU	Bond 22 yd field goal	7-39 3:15
	03:31	BAMA	Reichard 39 yd field goal	6-49 1:56
2ND	14:51	BAMA	Bond 52 yd pass from Milroe (Reichard kick)	5-66 2:06
	09:57	TAMU	J. Johnson 22 yd pass from M. Johnson (Bond kick)	1-22 0:08
	03:23	TAMU	Moss 1 yd rush (Bond kick)	11-53 5:38
3RD	07:29	BAMA	Burton 15 yd pass from Milroe (Reichard kick)	6-39 2:57
	00:22	BAMA	Burton 19 yd pass from Milroe (Reichard kick)	6-80 2:37
4TH	05:55	BAMA	Safety	00:46
	02:11	TAMU	Bond 20 yd field goal	5-62 1:26

GAME SEVEN

RV Texas A&M	7	3	3	0	-	13
19 Tennessee	7	0	7	6	-	20

Oct. 14 | Neyland Stadium | Knoxville, Tenn. | 3:45 p.m. | Att: 101,915

Aggies Fall on the Road to No. 19 Tennessee, 20-13

Texas A&M held Tennessee to just one offensive touchdown, but a punt return score proved critical as the 19th-ranked Vols claimed a 20-13 win over the Aggies Saturday at Neyland Stadium.

Trailing by one to begin the fourth quarter, Texas A&M (4-3, 2-2) fended off another Tennessee (5-1, 2-1) attack as Josh DeBerry intercepted a pass in the end zone. Hopes of a late comeback diminished following a missed 50-yard field goal and two Volunteer interceptions, despite the Aggie defense holding the opposition to two field goals in the final 10 minutes.

The Aggie defense held Tennessee to 7-of-15 on 3rd down conversions and limited the Volunteers to 3-of-5 in red zone chances. Taurean York filled the stat line with nine tackles, including six solo takedowns and 2.5 tackles for loss, while adding one forced fumble. Jacoby Mathews and Demani Richardson added eight tackles each. Fadil Diggs and McKinley Jackson each recorded solo sacks, while D.J. Hicks and Isaiah Raikes added half sacks.

Max Johnson capped Texas A&M's opening drive with a 2-yard scramble as he dove towards the pylon for his first career rushing score as an Aggie. Tennessee evened the score with a 7-yard touchdown pass from Joe Milton III to Jacob Warren as the opening stanza ended.

Randy Bond nailed a 41-yard field to put the Aggies up 10-7 early in the second frame. A&M's defense continued to hold the Volunteer offense to one score in the first half following a missed field goal and forcing a punt to carry the lead into the half.

Tennessee took its first lead midway through the third quarter as Dee Williams returned a 39-yard punt for touchdown. The ensuing drive Johnson led the Aggies down the field completing 4-of-5 passes for 69 yards before the offense stalled as Bond split the uprights for a 21-yard field goal to bring the Aggies within one, 14-13.

	TEXAS A&M	TENN
FIRST DOWNS	17	20
RUSHES-YARDS (NET)	28-54	49-232
PASSING YDS (NET)	223	100
Passes Comp-Att-Int	16-34-2	11-22-1
TOTAL OFFENSE PLAYS-YARDS	62-277	71-332
Fumbles-Lost	1-0	1-0
Penalties-Yards	11-90	12-115
Punts (Number-Avg)	4-128	3-120
Punt Returns-Yards-TDs	0-0-0	1-39-1
Kickoff Returns-Yards-TDs	1-23-0	1-19-0
Interception Returns-Yards-TDs	1-16-0	2-41-0
Fumble Returns-Yards-TDs	0-0-0	0-0-0
Possession Time	30:48	29:12
Third-Down Conversions	5 of 15	7 of 15
Fourth-Down Conversions	0 of 2	0 of 2
Red-Zone Scores-Chances	3-3	3-5
Sacks By: Number-Yards	3-16	2-16

TEXAS A&M						TENNESSEE					
RUSHING	ATT	YDS	TD	LG	AVG	RUSHING	ATT	YDS	TD	LG	AVG
Moss	15	62	0	19	4.1	Wright	19	136	0	23	7.2
Owens	5	16	0	9	3.2	Small	12	42	0	11	3.5
PASSING	C-A-I	YDS	TD	LG	SACK	PASSING	C-A-I	YDS	TD	LG	SACK
M. Johnson	16-34-2	223	0	29	2	Milton III	11-22-1	100	1	17	3
RECEIVING	REC	YDS	TD	LG		RECEIVING	REC	YDS	TD	LG	
Stewart	4	48	0	21		Nimrod	4	31	0	11	
Thomas	3	75	0	29		White	3	29	0	17	
Smith	1	20	0	20							
TACKLES	SOLO-AT	TOTAL				TACKLES	SOLO-AT	TOTAL			
York	6-3	9				Beasley	3-2	5			
J. Mathews	6-2	8				Herring	3-2	5			
Richardson	6-2	8									

SCORING SUMMARY

1ST	08:29	TAMU	M. Johnson 2 yd rush (Bond kick)	7-80, 4:15
	01:44	TENN	Warren 7 yd pass from Milton (Campbell kick)	6-51, 2:10
2ND	10:48	TAMU	Bond 41 yd field goal	11-51, 5:56
3RD	06:47	TENN	Williams 39 yd punt return	
	03:15	TAMU	Bond 24 yd field goal	8-68, 3:32
4TH	03:48	TENN	Campbell 31 yd field goal	10-53, 4:46
	02:31	TENN	Campbell 24 yd field goal	4-0, 0:54

GAME EIGHT

South Carolina	7	0	3	7	-	17
Texas A&M	0	21	3	6	-	30

Oct. 28 | Kyle Field | Bryan-College Station, Texas | 11 a.m. | Att: 95,297

Texas A&M Rolls Past South Carolina for 30-17 Victory

The Texas A&M football team overcame an early deficit to roll past the South Carolina Gamecocks for a comfortable 30-17 victory at Kyle Field on Saturday.

Ainias Smith led A&M (5-3, 3-2 SEC) with one receiving touchdown and a team-high 118 receiving yards on six catches. Max Johnson completed 20-of-30 passes for 249 yards and one aerial strike, while Amari Daniels led the ground effort with 68 yards on 13 carries and a rushing touchdown.

Bryce Anderson paced the defense with a season-high seven tackles, including 2.5 for loss and 2.0 sacks. Edgerrin Cooper added seven tackles, four quarterback hurries, 1.0 sack and a forced fumble.

Twenty-one unanswered points in the second quarter by Ol' Sarge's charges gave them a 21-7 at the half. After Texas A&M gave up a late first quarter score, Rueben Owens put the Aggies on the board with a 14-yard rushing touchdown in the second quarter to tie the game with 9:00 remaining in the first half.

Texas A&M captured its first lead with less than two-minutes left in the opening half after Daniels punched it in with a 1-yard rush into the end zone. The Maroon & White made it a two-score game in the final minute after Johnson connected with Smith for a 20-yard pass before Smith dashed into the end zone to complete the 42-yard touchdown reception.

The Gamecocks (2-6, 1-5 SEC) opened the scoring in the second half with a 49-yard field goal, followed by a 26-yard field goal from Randy Bond to make it 24-10 heading into the fourth quarter.

South Carolina would score on the opening play of the final frame to make it 24-17 in favor of the Aggies, but the Maroon & White struck back with a 24-yard Bond field goal to extend the lead back to double-digits, 27-17, with 11:00 left in the fourth.

The A&M defense forced a turnover on downs that led to a career-long tying 52-yard field goal by Bond with 7:39 remaining to increase the margin to 30-17. Cooper forced a fumble with 2:45 left that was recovered by McKinley Jackson to seal the deal.

	SOUTH CAROLINA	TEXAS A&M
FIRST DOWNS	12	19
RUSHES-YARDS (NET)	28-33	40-105
PASSING YDS (NET)	176	249
Passes Comp-Att-Int	20-33-0	20-30-0
TOTAL OFFENSE PLAYS-YARDS	61-209	70-354
Fumbles-Lost	3-1	2-0
Penalties-Yards	8-46	2-15
Punts (Number-Avg)	5-40.4	4-33.8
Punt Returns-Yards-TDs	0-0-0	1-0-0
Kickoff Returns-Yards-TDs	3-65-0	1-17-0
Interception Returns-Yards-TDs	0-0-0	0-0-0
Fumble Returns-Yards-TDs	0-0-0	0-0-0
Possession Time	23:30	36:30
Third-Down Conversions	5 of 16	7 of 19
Fourth-Down Conversions	1 of 3	4 of 4
Red-Zone Scores-Chances	2-2	4-6
Sacks By: Number-Yards	3-18	4-43

SOUTH CAROLINA						TEXAS A&M					
RUSHING	ATT	YDS	TD	LG	AVG	RUSHING	ATT	YDS	TD	LG	AVG
Anderson	16	72	0	29	4.5	Daniels	13	68	1	29	5.2
Joyner	2	5	1	4	2.5	Owens	18	40	1	14	2.2
PASSING	C-A-I	YDS	TD	LG	SACK	PASSING	C-A-I	YDS	TD	LG	SACK
Rattler	20-33-0	176	1	23	4	M. Johnson	20-30-0	249	1	42	3
RECEIVING	REC	YDS	TD	LG		RECEIVING	REC	YDS	TD	LG	
Harbor	6	59	0	23		Smith	6	118	1	42	
Anderson	3	39	0	18		Stewart	6	55	0	16	
TACKLES	SOLO-AT	TOTAL				TACKLES	SOLO-AT	TOTAL			
Williams	8-3	11				Cooper	5-2	7			
Johnson	3-4	7				Anderson	4-2	6			
						York	3-3	6			
						Richardson	6-0	6			

SCORING SUMMARY

1ST	02:04	USC	Joyner 1 yd run (Jeter kick)	13-65, 6:41
2ND	09:00	TAMU	Owens 14 yd run (Bond kick)	6-55, 3:03
	01:44	TAMU	Daniels 1 yd rush (Bond kick)	10-48, 6:19
	00:52	TAMU	Smith 42 yd pass from M. Johnson (Bond kick)	1-42, 0:13
3RD	10:58	USC	Jeter 49 yd field goal	10-43, 3:58
	02:46	TAMU	Bond 26 yd field goal	13-75, 6:26
4TH	14:56	USC	Simon 2 yd pass from Rattler (Jeter kick)	7-77, 2:44
	11:00	TAMU	Bond 24 yd field goal	8-69, 3:56
	07:39	TAMU	Bond 52 yd field goal	4--2, 2:04

GAME NINE

Texas A&M	O	14	7	14	-	35
<sup>11</sup> Ole Miss	7	13	11	7	-	38

Nov. 4 | Vaught-Hemingway Stadium | Oxford, Miss. | 11 a.m. | Att: 65,680

Texas A&M's Comeback Falls Short at Ole Miss, 38-35

Texas A&M's second-half comeback fell short in the final seconds as the Aggies dropped a nail-biter to No. 11 Ole Miss, 38-35, Saturday at Vaught-Hemingway Stadium.

A blocked 47-yard field goal in the final seconds proved to be the deciding factor as the tipped ball landed short of the uprights. Texas A&M (5-4, 3-3) tallied two fourth quarter scores courtesy of Amari Daniels lunging it in from 1-yard out with 12:04 left and Max Johnson diving over the line from 1-yard out to put the Aggies up 35-31 with 4:34 left. Ole Miss (8-1, 5-1) countered and scored the game-winning touchdown on a 1-yard rush with 1:40 left.

Johnson was 31-of-42 for 305 passing yards and one score, while Daniels led the ground attack rushing 12 times for 70 yards and a touchdown. Jahdae Walker led the receiving corps with eight catches for 100 yards. Bryce Anderson paced the Maroon & White with eight tackles, including five solo takedowns, while Demani Richardson and Edgerrin Cooper each tacked on seven tackles.

Trailing 14-0 midway through the second quarter, Ol' Sarge's charges came alive after Shemar Turner blocked a 41-yard field goal attempt that landed in the hands of Jacoby Mathews who returned it 75 yards to the house.

Ole Miss extended the lead to 20-7 on the ensuing drive before Le'Veon Moss answered back with a 13-yard rushing touchdown to bring the Aggies within one score heading into the half.

The Maroon & White threatened to take their first lead in the third quarter before Ole Miss capitalized with an interception in the end zone. Down 28-14, Max Johnson connected with Jake Johnson for a 28-yard touchdown reception to bring the Aggies within a score. Ole Miss extended its lead to 10, 31-21, heading into the final stanza.

	TEXAS A&M	OLE MISS
FIRST DOWNS	30	26
RUSHES-YARDS (NET)	36-152	33-131
PASSING YDS (NET)	305	387
Passes Comp-Att-Int	31-42-1	24-33-0
TOTAL OFFENSE PLAYS-YARDS	78-457	66-518
Fumbles-Lost	2-0	0-0
Penalties-Yards	9-73	8-61
Punts (Number-Avg)	4-40.2	4-43.0
Punt Returns-Yards-TDs	2-4-0	1-0-0
Kickoff Returns-Yards-TDs	0-0-0	4-83-0
Interception Returns-Yards-TDs	0-0-0	1-0-0
Fumble Returns-Yards-TDs	0-0-0	0-0-0
Possession Time	35:37	24:23
Third-Down Conversions	5 of 11	4 of 11
Fourth-Down Conversions	1 of 1	1 of 1
Red-Zone Scores-Chances	3-4	5-6
Sacks By: Number-Yards	1-5	1-5

TEXAS A&M						OLE MISS					
RUSHING	ATT	YDS	TD	LG	AVG	RUSHING	ATT	YDS	TD	LG	AVG
Daniels	12	70	1	13	5.8	Judkins	23	102	3	18	4.4
Moss	9	52	1	13	5.8	Bentley IV	6	19	0	13	3.2
PASSING	C-A-I	YDS	TD	LG	SACK	PASSING	C-A-I	YDS	TD	LG	SACK
M.Johnson	31-42-1	305	1	28	1	Dart	24-33-0	387	2	40	1
RECEIVING	REC	YDS	TD	LG		RECEIVING	REC	YDS	TD	LG	
Walker	8	100	0	19		Harris	11	213	1	40	
Smith	6	83	0	27		Watkins	5	47	1	29	
Thomas	4	50	0	25		Wade	4	80	0	31	
TACKLES	SOLO-AT	TOTAL				TACKLES	SOLO-AT	TOTAL			
Anderson	5-3	8				Washington	5-5	10			
Richardson	3-4	7				Saunders	4-4	8			
Cooper	0-7	7									

SCORING SUMMARY

1ST	07:45	MISS	Judkins 9 yd rush (Davis kick)	11-81 3:02
2ND	12:53	MISS	Harris 11 yd pass from Dart (Davis kick)	8-94 02:37
	08:12	TAMU	J. Mathews 75 yd blocked field goal return (Bond kick)	03:10
	06:53	MISS	Watkins 29 yd pass (2pt pass failed)	4-66 01:12
	01:44	TAMU	Moss 13 yd rush (Bond kick)	12-75 05:09
3RD	07:04	MISS	Judkins 6 yd rush (Harris pass from Dart)	5-80 01:13
	05:05	TAMU	J. Johnson 28 yd pass from M. Johnson (Bond kick)	5-75 01:59
	00:46	MISS	Davis 22 yd field goal	13-71 04:19
4TH	12:04	TAMU	Daniels 1 yd rush (Bond kick)	9-75 03:42
	04:34	TAMU	M. Johnson 1 yd rush (Bond kick)	12-67 06:24
	01:40	MISS	Judkins 1 yd rush (Davis kick)	9-75 02:54