



2024 TEXAS A&M FOOTBALL

GAME 7: at Mississippi State -- SATURDAY, OCT. 19, 2024

GAME TIME: 3:15 p.m. CT | SITE: Davis Wade Stadium - Starkville, Miss. | TV: SEC Network

TWITTER: @AGGIEFOOTBALL

INSTAGRAM: @AGGIEFOOTBALL

FACEBOOK: /AGGIEFOOTBALL

#GIGEM

2024 SCHEDULE

AUG. 31

No. 7 NOTRE DAME

L, 13-23 | 6:30 p.m. | ABC
Kyle Field | Bryan-College Station, Texas

SEP. 7

MCNEESE

W, 52-10 | 11:45 a.m. | SEC Network
Kyle Field | Bryan-College Station, Texas

SEP. 14

at Florida

W, 33-20 | 2:30 p.m. | ABC
Ben Hill Griffin Stadium | Gainesville, Fla.

SEP. 21

BOWLING GREEN

W, 26-20 | 6:30 p.m. | SEC Network+/ESPN+
Kyle Field | Bryan-College Station, Texas

SEP. 28

vs. Arkansas

W, 21-17 | 2:30 p.m. | ESPN
AT&T Stadium | Arlington, Texas

OCT. 5

No. 9 MISSOURI

W, 41-10 | 11 a.m. | ABC
Kyle Field | Bryan-College Station, Texas

OCT. 19

at Mississippi State

3:15 p.m. | SEC Network
Davis Wade Stadium | Starkville, Miss.

OCT. 26

LSU

Flex | TBA
Kyle Field | Bryan-College Station, Texas

NOV. 2

at South Carolina

Night | TBA
Williams-Brice Stadium | Columbia, S.C.

NOV. 16

NEW MEXICO STATE

6:45 p.m. | SEC Network
Kyle Field | Bryan-College Station, Texas

NOV. 23

at Auburn

Flex | TBA
Jordan-Hare Stadium | Auburn, Ala.

NOV. 30

TEXAS

Flex | TBA
Kyle Field | Bryan-College Station, Texas



MISSISSIPPI STATE BULLDOGS

2024 TEAM RECORD: 1-5

2024 CONFERENCE RECORD: 0-3 (SEC)

RANKING: AP: NR / Coaches: NR

LAST GAME: Oct. 12
No. 5 Georgia 41, Mississippi State 31

HEAD COACH: Jeff Lebby (Oklahoma '07)
Overall Record1-5 (1st Season)
at Mississippi State..... same
vs. Texas A&M..... 0-0

WHAT TO WATCH FOR

- Texas A&M aims to even the series with Mississippi State and make it back-to-back wins over the Bulldogs after handing them a 51-10 loss a season ago.
- The Aggies boast one of the best rushing offenses in the nation, ranking ninth with 232.3 yards per game, while their SEC-best 5.6 yards per carry average as a team is good for 15th in the country.
- Junior RB Le'Veon Moss leads the strong Aggie rushing attack, ranking second in the SEC and 17th nationally with 101.5 yards per game, while his five rushing scores are the fifth-most in the league ... Moss is coming off a career-best 138-yard, three-touchdown performance in the win over Missouri, marking his third 100-yard game and second multi-TD game of the season.
- Sophomore QB Conner Weigman returned for the Aggies in Week 6, leading them to a lopsided victory over top-10 Missouri, connecting on 18-of-22 passes for a season-best 276 yards.
- After limiting Missouri to just 10 points, the Aggies rank 17th in the country in scoring defense (16.7), while their 11 touchdowns allowed on the season are tied for 14th nationally.
- Junior DB Will Lee III has brought veteran leadership to the secondary and ranks second in the SEC with nine passes defended this season after breaking up a career-best four passes against Arkansas ... He ranks second on the team with 22 tackles, 20 of which are solo takedowns.
- Junior DL Nic Scourton has come on strong in league play, tallying 7.5 tackles for loss and 3.5 sacks through three SEC games ... He made a massive impact in the win over Arkansas as all four of his tackles were for a total 16 yards lost, including a strip sack late in the fourth quarter to seal the victory ... Scourton ranks sixth in the nation and second in the SEC with 10.0 tackles for loss on the season, while his 4.5 sacks are good for sixth in the league.



TEXAS A&M AGGIES

2024 TEAM RECORD: 5-1

2024 CONFERENCE RECORD: 3-0 (SEC)



RANKING: AP: No. 14 / Coaches: No. 14

LAST GAME: Oct. 5
No. 25 Texas A&M 41, No. 9 Missouri 10

HEAD COACH: Mike Elko (Penn '99)
Overall Record21-10 (3rd Season)
at Texas A&M5-1 (1st Season)
vs. Mississippi State 0-0

QUICK HITS

- The Aggies' offensive line has controlled the battle in the trenches while clearing the way for A&M's top-10 rushing attack, as the unit ranks second in the SEC and ninth nationally allowing 20.0 tackles for loss and its 7.0 sacks allowed rank third among league teams.
- Junior RB Amari Daniels has played a key role in the Aggies' success in the run game, ranking among the top-25 in the SEC with 40.8 yards per game ... After registering his second multi-touchdown game of the season with two 1-yard scores against Missouri, Daniels' four scores on the year rank 10th in the SEC.
- Texas A&M has been efficient in the red zone as it ranks 15th with a 96.5 conversion rate with the team scoring on 21 of its 22 trips.
- The Aggies have held their opponents to 100-or-fewer yards on the ground in four straight games, most recently limiting Missouri to just 68 yards and no rushing scores.
- The Maroon & White have disrupted the opposition's aerial attack, tallying seven picks on the season, which is tied for second in the SEC and 19th nationally.
- Takeaways have been a key piece of the Aggie defense this season as A&M sits at No. 2 in the SEC and No. 15 in the country in turnover margin (1.0/g).
- Sophomore DB Marcus Ratcliffe has picked off a pass in three of the last five games to help him rank sixth nationally and lead the SEC with three interceptions on the year.
- Graduate K Randy Bond tallied 11 points in the win over Missouri, marking the 10th time in his career he has scored 10-plus points in a game ... Bond ranks 10th nationally with 11 made field goals this season while his 54 total points are good for 25th.
- Sophomore DL Nana Boadi-Owusu was named the 12th Man ahead of the 2024 season, becoming just the sixth student-athlete in program history to hold the season-long honor.



SETTING THE SCENE:

TEXAS A&M at MISSISSIPPI STATE

3:15 p.m. CT

SITE

Davis Wade Stadium (capacity: 61,337)
Starkville, Miss.

RANKINGS

Texas A&M: No. 14 (AP) | No. 14 (Coaches)
Mississippi State: NR (AP) | NR (Coaches)

TELEVISION

SEC Network (National)
Taylor Zarzour, play-by-play
Matt Stinchcomb, analyst
Ashley Stroehlein, sideline

RADIO

HOME TEAM BROADCAST
SiriusXM: 106 or 190

TEXAS A&M RADIO NETWORK (Regional)
The Texas A&M Radio Network provides coverage via nearly 60 stations across the state of Texas. For a complete list of affiliates, please go to 12thMan.com.

Andrew Monaco, play-by-play
Dave Elmendorf, analyst
Will Johnson, sideline

TEXAS A&M SPANISH NETWORK (Regional)
Texas A&M's Spanish broadcast can be heard on KLAT 1010 AM in Houston and locally on KNDE-3 102.7 FM.

Pedro Luna, play-by-play
Michael Gonzalez, analyst

MILESTONES TO WATCH FOR

- Sophomore QB Conner Weigman continues to climb the Texas A&M record books and is in need of four touchdown passes to crack the top-15 all-time, entering the game with 18 career scoring strikes.
- Weigman is in search of 141 yards to move into the top-20 on A&M's career passing yards list with 2,376 entering the week and is just four completions away from 200 for his career as he continues to work his way toward the list's top-15 spots.
- Junior RB Le'Veon Moss is 150 rushing yards away from moving into the top-40 all-time at A&M with 1,207 to-date.
- Graduate WR Moose Muhammad III ranks 14th in career touchdown receptions at Texas A&M with 11 entering the week and his next scoring grab will move him into a tie with Chad Schroeder (2003-06) for 13th ... Muhammad is also five catches and 44 receiving yards away from cracking the top-30 all-time at A&M.
- Junior WR Noah Thomas is looking for a touchdown catch to move into the top-20 all-time at A&M, entering the week with nine to-date.
- Graduate K Randy Bond aims to break into the top-five of A&M's career field goals list, entering the week with 50 makes as he chases Todd Pegram (2002-05) and Tony Franklin (1975-78) who are tied for fourth with 56 makes ... Bond enters the week with 244 career points and is 21 from moving up the overall and kicker-only scoring lists, eyeing Terry Venetoulous (1990-93) who ranks sixth among kickers and ninth overall with 265 career points.

QUARTERBACK ROOM

- The Aggies boast proven depth in their quarterback room with three players that have made multiple starts in their A&M careers and each thrown for at least 290 yards and multiple touchdowns in a game.
- Sophomore Conner Weigman began the year as the starter and recently returned after battling an early injury to guide the Aggies to a landslide victory over No. 9 Missouri in Week 6.
- Weigman connected on 18-of-22 passes for a season-best 276 yards, leading the Aggies to victory over a top-10 team for the second time in his career ... In the win over McNeese, Weigman guided the Aggies to touchdowns on all five drives he was in on in the first half, helping A&M take a 38-0 lead into the half.
- Freshman Marcel Reed has filled in nicely for Weigman, leading the Aggies to three straight victories ... In his three starts, Reed was responsible for eight touchdowns while compiling 514 yards through the air and 187 on the ground ... In the win over Bowling Green, Reed became the first Aggie quarterback to rush for 75-or-more yards in back-to-back games since Kellen Mond in 2019.
- Reed garnered SEC Freshman of the Week honors for his performance at Florida after throwing for 178 yards and two scores to go along with 13 carries for 83 yards and a touchdown.
- Junior Jaylen Henderson started the final four games of the 2023 campaign, accounting for four touchdowns in the lopsided win over Mississippi State in his first start for the Maroon & White ...

SEASON AWARDS

- MARCEL REED - FR - QB**
SEC Freshman of the Week (9/16)
- TYLER WHITE - FR - P**
SEC Special Teams Player of the Week (9/30)
SEC Special Teams Player of the Week (10/7)
- TREY ZUHN III - JR - OL**
SEC Offensive Lineman of the Week (9/16)

2024 SEC STANDINGS

	SEC	OVERALL
Texas A&M	3-0	5-1
LSU	2-0	5-1
Georgia	3-1	5-1
Texas	2-0	6-0
Alabama	2-1	5-1
Arkansas	2-1	4-2
Tennessee	2-1	5-1
Vanderbilt	2-1	4-2
Missouri	1-1	5-1
Florida	1-2	3-3
Ole Miss	1-2	5-2
Oklahoma	1-2	4-2
Kentucky	1-3	3-3
South Carolina	1-3	3-3
Auburn	0-3	2-4
Mississippi State	0-3	1-5

A&M IN THE POLLS

	AP	COACHES
Preseason	20	20
Week 1	RV	RV
Week 2	RV	RV
Week 3	RV	RV
Week 4	25	24
Week 5	24	24
Week 6	25	21
Week 7 (bye)	15	14
Week 8	14	14
Week 9		
Week 10		
Week 11 (bye)		
Week 12		
Week 13		
Week 14		

BRYAN-COLLEGE STATION IS THE HOME OF TEXAS A&M ...

On August 20, 2020 the Texas A&M Board of Regents voted and approved the use of "Bryan-College Station" as the home of Texas A&M University. "Bryan-College Station" should be used to reference all sporting events, academic events, press releases, marketing collateral, letterhead, and other representations of Texas A&M University and The Texas A&M University System where a specific postal address is not required.

Aggieland has grown beyond the boundaries of any one municipality. College Station is known as the "Home of Texas A&M University", but the City of College Station and the City of Bryan have had an entwined history since the City of College Station was incorporated in 1938. Bryan and Texas A&M University's historical ties go back to 1871, when Bryan was incorporated and the Texas Legislature established the Agricultural and Mechanical College of Texas.

The former Bryan Air Force Base was operated as the Texas A&M University Research and Extension Center for a quarter of a century before being designated as the Texas A&M University Riverside Campus in 1988, and the Texas A&M University Riverside Campus grew into the Texas A&M University Research Annex before transforming into the RELLIS Campus in 2016. The RELLIS Campus is home to Texas A&M University System entities including ten regional universities, the Texas A&M Engineering Extension Service (TEEX), the Texas A&M Engineering Experiment Station (TEES) and the Texas A&M Transportation Institute (TTI). In 2007, the City of Bryan gifted more than 200 acres to the Texas A&M University Health Science Center.

Recognizing that over the past decade, Texas A&M University and the Texas A&M University System have expanded into the City of Bryan with seven Texas A&M University System colleges, ten Texas A&M University System universities and multiple Texas A&M University System state agencies on more than 2,200 acres with more than \$1 billion in investment, the Board of Regents voted to recognize the long history and partnership between the City of Bryan, the City of College Station and both Texas A&M University and The Texas A&M University System.



A&M RECORD WATCH**CAREER PASSING TOUCHDOWNS**

15	Randy McCown (1996-99)	22
16	Lance Pavlas (1987-90)	20
17	Zach Calzada (2019-21)	19
	Trevor Knight (2016)	19
19	Conner Weigman (2022-p)	18
	Mark Farris (1999-02)	18

CAREER PASSING YARDS

18	Kenny Hill (2013-14)	2,832
19	Mike Mosely (1977-80)	2,545
20	David Walker (1973-77)	2,517
21	Trevor Knight (2016)	2,432
22	Conner Weigman (2022-p)	2,376

CAREER COMPLETIONS

15	Lance Pavlas (1987-90)	248
16	Dustin Long (2001-03)	240
17	Kenny Hill (2013-14)	230
18	Mike Mosley (1977-80)	204
19	Conner Weigman (2022-p)	196
	Zach Calzada (2019-21)	196
	Bucky Richardson (1987-91)	196

CAREER RECEIVING TOUCHDOWNS

11	Tony Harrison (1990-93)	14
12	Albert Connell (1995-96)	13
13	Chad Schroeder (2003-06)	12
14	Moose Muhammad III (2021-p)	11
	Quartney Davis (2017-19)	11
	Bethel Johnson (1999-02)	11
	Jeff Nelson (1982-85)	11
	Don Jones (1980-83)	11
19	Six Aggies	10
26	Noah Thomas (2022-p)	9
	Speedy Noil (2014-16)	9
	Jimmy Teal (1982-84)	9

CAREER FIELD GOALS MADE

		FG-Att.
2	Randy Bullock (2008-11)	63-80
3	Kyle Bryant (1994-97)	60-85
4	Todd Pegram (2002-05)	56-75
	Tony Franklin (1975-78)	56-101
6	Randy Bond (2021-p)	50-65

CAREER EXTRA POINTS MADE

		FG-Att.
7	Tony Franklin (1975-78)	123-132
8	Daniel LaCamera (2016-18)	119-120
9	Josh Lambo (2013-14)	109-110
10	Scott Slater (1986-88)	96-99
11	Randy Bond (2021-p)	94-94

CAREER SCORING

		TD-PAT-FG	Pts
6	Tony Franklin (1975-78)	0-123-56	291
7	Rodney Thomas (1991-94)	45-0-0	270
	Darren Lewis (1987-90)	45-0-0	270
9	Terry Venetoulis (1990-93)	0-139-42	265
10	Randy Bond (2021-p)	0-94-50	244

He has completed 53-of-78 passes for 715 yards and six touchdowns as an Aggie, while also adding 104 yards on the ground and two scores.

MAROON GOONS

- The Texas A&M offensive line has been winning the battle in the trenches, playing with great consistency despite having to display its reliable depth early on ... The Maroon Goons have helped the Aggies boast one of the best rushing offenses in the country while also holding strong to protect their quarterbacks.
- The Maroon & White rank ninth in the country and second in the SEC, allowing 20.0 tackles for loss on the year., while their 7.0 sacks allowed are good for third in the league.
- With the help of the o-line clearing the way, the Aggies rank 13th nationally and second in the SEC averaging 231.6 rushing yards per game and have racked up over 200 yards on the ground in three of the five games this season.
- The line is anchored by junior Trey Zuhn III, who was named a season-long team captain prior to the season and has been a staple at left tackle over the last two years.
- Zuhn started all 13 games last season and has logged 30 career starts as he helped clear the way for a 1,000-yard rusher in 2022 and helped A&M rack up over 400 yards of total offense in eight games last year.
- In the offseason, sophomore Chase Bisontis made the move to left guard after starting all 12 regular season games he played in at right tackle and the bowl game at right guard as a freshman in 2023 ... The Aggies added veteran experience with junior transfers Ar'maj Reed-Adams, who made 15 starts in 31 games played at Kansas and Kolinu'u Faaiu, who played in 16 games with eight of those being starts at center through three seasons at Utah.
- Offensive line coach Adam Cushing joined head coach Mike Elko in Aggieland after two seasons at Duke where his o-line kept its quarterback protected, ranking 12th among Power 5 schools allowing just 17.0 sacks and seventh nationally giving up just 51.0 tackles for loss in 2022 ... Duke also ranked in the top-18 among Power 5 schools in sacks and tackles for loss allowed in 2023.

ELEVATING THE RUN GAME

- Junior running backs Le'Veon Moss and Amari Daniels have made big improvements in the offseason and have been a dynamic duo in the backfield for the Maroon & White early this year.
- Moss registered his third 100-yard game of the season with a career-high 138 rushing yards and a career-best three trips to the end zone for his second multi-TD game in the win over Missouri ... He ranks 17th nationally and second in the SEC averaging 101.5 yards per game ... His 6.9 yards per carry average is also good for second in the SEC, while his six rushing scores are good for fifth among league backs.
- Moss set a new career high in every category through the first three games of the season, notching 20 carries against Notre Dame, scoring two touchdowns in the McNeese win and tallying a then-career-best 110 yards in the victory at Florida.
- Daniels recorded his second multi-touchdown game of the season and of his career with a pair of 1-yard scores in the first half against Missouri and joined the 1,000 career yards club with 68 yards on 13 carries in the win at Florida ... He ranks among the top-25 in the league with 40.8 y/g while his four touchdowns are good for 10th in the SEC.
- Dual-threat freshman QB Marcel Reed has also contributed to the robust rushing attack, ranking 21st overall and fourth among quarterbacks in the SEC averaging 45.2 yards per game.
- As a team, the Aggies are No. 9 in the country and second in the SEC in rushing offense, averaging 232.3 yards per game,

and their league-best 5.6 yards per carry as a team are good for 15th nationally.

- After eclipsing the 300-yards mark in Week 2, the Maroon & White tallied 310 yards on the ground in the win at Florida, marking the first time they have tallied 300-plus rushing yards in back-to-back games since the 2012 season.
- In the win over McNeese, A&M racked up 333 yards on the ground and five rushing scores, marking the most rushing yards in a game for the Aggies since rushing for over 500 yards against Northwestern State to start the 2018 season and the most rushing scores since reaching the end zone five times on the ground in the Orange Bowl win over North Carolina to cap off the 2020 season.

STEADY BACKER

- Sophomore LB Taurean York immediately stepped into a leadership role as a true freshman in 2023, quarterbacking the defense at mike linebacker, and was selected as a team captain by his teammates ahead of the 2024 season.
- In the season opener against Notre Dame, York helped lead the defense with nine takedowns in the game ... York leads the Aggies with 28 takedowns and has recorded five-plus tackles in three of the team's six games so far this season.
- York started all 13 games last season, finishing second on the team with 74 tackles, which ranked in the top-20 among SEC players and third among league freshman ... His 8.5 tackles for loss were the most by an SEC freshman a year ago and ranked fourth on the team.
- He registered the first double-digit tackles game of his career with 11 against Auburn last season, including 2.0 for loss ... On the year, York tallied five-or more tackles in nine of the 13 games.
- York was a key contributor to the defense that led the SEC in rushing defense (108.8 y/g) and sacks (42.0), while also standing at second in the league and eighth in the nation with 99.0 tackles for loss and 19th in the country, third in the SEC, in total defense (316.2 y/g).

NEW LOOK SECONDARY

- The Texas A&M secondary has seen a number of new faces in 2024, adding eight defensive backs in the transfer portal while returning sophomores Jayvon Thomas and Dalton Brooks have also made starts this season.
- Sophomore Marcus Ratcliffe has made an immediate impact for the Maroon & White after spending last season at San Diego State, starting all six games and helping lead the SEC while ranking sixth nationally with three interceptions on the year.
- Junior Will Lee III, who came to Aggieland from Kansas State, ranks second in the SEC with nine passes defended on the year after breaking up a career-high four passes in the win over Arkansas ... He also ranks second on the team with 22 tackles while his 20 solo takedowns rank among the top-25 in the SEC ... He recorded his first interception as an Aggie in the win over McNeese.
- Thomas, who has started four games at corner, made his first interception late in the fourth quarter at Florida, returning it 15 yards and getting the ball back in A&M's hands to close out the victory.
- Lone veteran Bryce Anderson registered the first touchdown of his career when he came up with a tipped pass and returned it 45 yards to the house at Florida, becoming the third Aggie to have scored a defensive touchdown in their career.
- As a team, the Aggies rank 19th nationally and are tied for second in the SEC with seven interceptions on the season, while also ranking 15th in the country and second in the league with a 1.0 turnover margin.

AGGIES IN THE NFL

De'Von Achane	RB	Miami Dolphins
Bobby Brown III	DL	Los Angeles Rams
Micheal Clemons	DL	New York Jets
Edgerrin Cooper	LB	Green Bay Packers
Tyrel Dodson	LB	Seattle Seahawks
Jermaine Eluemunor	OL	New York Giants
Mike Evans	WR	Tampa Bay Buccaneers
Myles Garrett	DL	Cleveland Browns
Kenyon Green	OL	Houston Texans
Anthony Hines III*	LB	New York Jets
Germain Ifedi*	OL	Cleveland Browns
McKinnley Jackson^	DL	Cincinnati Bengals
Antonio Johnson Jr.	DB	Jacksonville Jaguars
Buddy Johnson	LB	Dallas Cowboys
Jaylon Jones	DB	Indianapolis Colts
Christian Kirk	WR	Jacksonville Jaguars
DeMarvin Leal	DL	Pittsburgh Steelers
Nnamdi Madubuike	DL	Baltimore Ravens
Braden Mann	P	Philadelphia Eagles
Jake Matthews	OL	Atlanta Falcons
Ryan McCollum	OL	Pittsburgh Steelers
Erik McCoy	OL	New Orleans Saints
Von Miller	LB	Buffalo Bills
Dan Moore Jr.	OL	Pittsburgh Steelers
Jayden Peevy	DL	Carolina Panthers
Josh Reynolds	WR	Denver Broncos
Demani Richardson*	DB	Carolina Panthers
Layden Robinson	OL	New England Patriots
Chris Russell Jr.*	LB	Green Bay Packers
Ainias Smith^	WR	Philadelphia Eagles
Trayveon Williams	RB	Cincinnati Bengals
Donovan Wilson	DB	Dallas Cowboys

^ denotes injured reserve; * denotes practice squad

AGGIE NFL COACHES

Dennis Allen	New Orleans Saints
	Head Coach
Dan Campbell	Detroit Lions
	Head Coach
Aaron Glenn	Detroit Lions
	Defensive Coordinator
Michael Hodges	New Orleans Saints
	Linebackers
Johnny Holland	San Francisco 49ers
	Linebackers
Jerrod Johnson	Houston Texans
	Quarterbacks
Klint Kubiak	New Orleans Saints
	Offensive Coordinator
Don Muhlbach	Detroit Lions
	Special Asst. to the GM
DeAndre Thompson	Detroit Lions
	Defensive Quality Control

AGGIE NFL STRENGTH COACHES

Monty Gibson	Cleveland Browns
	Asst. Strength & Conditioning
Larry Jackson	Cleveland Browns
	Director of Strength & Conditioning

DEPTH ON THE D-LINE

- Texas A&M boasts one of the most talented and unpredictable defensive lines in the nation, led by the veteran experience and consistent production of senior Shemar Turner and junior transfer Nic Scourton.
- Scourton has played with consistency in the SEC, registering at least 1.0 tackle for loss in five of A&M's six games ... In the win over Arkansas he finished with 4.0 tackles for loss and 2.0 sacks, including a strip sack late in the fourth quarter to help the Aggies seal the victory.
- Scourton ranks sixth nationally and second in the SEC with 10.0 tackles for loss on the year, standing as one of two players in the league to hit double figures in the category ... His 4.5 sacks on the season are good for 20th in the country and sixth in the league.
- Turner started the 2024 season with a career-high seven takedowns against Notre Dame and made a pair of solo tackles for loss in a game for the second time in his career with 2.0 against Bowling Green.
- Juniors Shemar Stewart and Albert Regis have earned starting jobs on the line this season after being part of the Aggies' consistent second rotation last year ... Stewart has come on strong in the last three games, getting to the quarterback in back-to-back victories while matching his career high with five tackles at Florida.
- As a defense, the Aggies have held their opponents to 100-or-fewer yards on the ground in four straight games, most recently limiting Missouri to just 68 yards and no rushing scores ... A&M boasts the No. 17 scoring defense in the country (16.7 ppg) and its 11 touchdowns allowed are good for 14th nationally.

SPECIAL TEAMS SUCCESS

- Graduate K Randy Bond was one of the nation's leading scorers a season ago and continues to rank among the best in 2024 while also climbing A&M's all-time scoring, field goals made and extra point lists.
- Bond currently ranks 10th nationally and third in the SEC with 11 made field goals this season, while his 54 total points land among the top-25 in the country and top-10 league scorers.
- Bond has posted double-digit points in a game 10 times in his career, most recently hitting double-figures for the third time this season with 11 points in the victory over Missouri by way of two field goals and five extra points.
- The kicker has been climbing A&M's all-time field goals made, extra points and scoring lists, ranking sixth with 50 career makes and 10th overall with 244 points, while he is just two extra points away from the top 10, making 94 to-date.
- Last season, Bond registered a new career-long with a 52-yarder against ULM and he later connected from the same distance against South Carolina and Mississippi State.

- Four Aggies on the 2024 roster have registered a blocked kick in their careers ... Senior DL Shemar Turner blocked a pair of field goal attempts last season, getting his hand on the ball in back-to-back weeks against Ole Miss and Mississippi State, and junior DL Albert Regis blocked a field goal attempt in the win over Miami in 2022, and senior WR Jahdae Walker blocked a punt a year later in Miami ... Prior to arriving in Aggieland, graduate DB Trey Jones III registered a blocked kick against Eastern Michigan in 2022.

THE ELKO EFFECT

- Known as one of the top defensive minds in the country, head coach Mike Elko has consistently produced highly disruptive and productive defenses throughout his career, most recently putting the Texas A&M defense on the map during his time as defensive coordinator and carrying the same standard as the head coach at Duke.
- In 2023, Duke led the ACC and ranked 16th nationally in scoring defense (19.0 ppg) while registering a top-five rush defense among league teams and standing in 17th in the country with 67 passes defended ... In Elko's first season as a head coach, the Blue Devils ranked in the top-35 in the nation in scoring defense, rush defense, rushing touchdowns allowed and passes defended.
- After not finishing in the top-50 nationally in total defense for more than a decade, Elko's first stint in Aggieland as defensive coordinator from 2018-21 coincided with consistent top-35 finishes, including a top-10 ranking in the 2020 final FBS total defense standings.
- Elko has produced top-50 defenses in 11 of the last 12 years with multiple programs (Duke, Texas A&M, Notre Dame, Wake Forest, Bowling Green).

NEW FACES

- The 2024 Texas A&M football roster features 55 newcomers as the Aggies welcomed 29 freshmen and 26 transfers to campus this offseason.
- The Maroon & White added 16 student-athletes from Power 5 programs, while junior LB Scooby Williams (Florida), graduate DB Jaydon Hill (Florida), freshman DB Dezz Ricks (Alabama) and senior K Jared Zirkel (Georgia) bring previous SEC knowledge and experience to Aggieland.
- Junior DL Nic Scourton also helps highlight the group of newcomers, receiving lots of preseason recognition as he was named to the Nagurski Trophy, Bednarik Award and Lombardi Award Watch Lists and earned Preseason All-America accolades from The AP, Sporting News and ESPN ... In 2023 Scourton had a breakout season at Purdue where he led the Big Ten in sacks and was fourth in the league in tackles for loss.

AGGIE GRADS

NAME	DEGREE	GRADUATION
Randy Bond	Aerospace Engineering	Texas A&M (August 2024)
Drake Bhatia	Finance	Texas A&M (May 2024)
Jacob Graham	Finance	Texas A&M (May 2024)
Moose Muhammad III	Sports Management	Texas A&M (May 2024)
Shane Calhoun	Biology	East Carolina (May 2024)
Josh Celiscar	Psychology	UCF (May 2024)
EJ Smith	Science, Technology, and Society	Stanford (January 2024)
Jaydon Hill	Education Sciences	Florida (December 2023)
Rodas Johnson	Consumer Behavior and Marketplace Studies	Wisconsin (December 2023)
Trey Jones III	Sports Management	Central Michigan (August 2023)
Israel Benjamin	Philosophy	Harvard (May 2023)
Garrett Miller	Organizational Leadership	Purdue (May 2023)

TEXAS A&M UNIVERSITY

HOME OF THE 12TH MAN

THE 12TH MAN

- Sophomore DL Nana Boadi-Owusu was named the 12th Man on August 5, 2024.
- In 2023, Boadi-Owusu saw the field in the season-opening victory over New Mexico, as well as against Miami, ACU and in the Texas Bowl against Oklahoma State. He was a member of the 12th Man Kickoff Team that received the Brotherhood Impact Award at the annual team banquet. Following his redshirt season in 2022, he earned the team's Aggie Defensive Scout Team Honors.
- Growing up the son of Ghanan immigrants and a proud Arlington Martin Warrior, Boadi-Owusu worked hard in the classroom and on the field to position himself for success at Texas A&M. Chasing a high-level college education where he could have a chance to continue his football career, Boadi-Owusu's high school coach put in a call to the late Aggie legend and former defensive line coach Terry Price to express Boadi-Owusu's interest in A&M and the rest was history.

ORIGINS OF THE 12TH MAN

- Texas A&M's famous 12th Man tradition dates back to Jan. 2, 1922 when student E. King Gill came out of the stands in the Dixie Classic in Dallas at the request of legendary head coach Dana X. Bible because of injuries to his football team ... Gill never entered the game but "stood ready" in the Aggies' 22-14 win over the powerhouse Centre College Praying Colonels.
- Texas A&M celebrated the 100-year anniversary of the birth of the hallowed 12th Man tradition throughout the 2021-22 school year.
- In honor of the tradition, the Texas A&M student body "stands ready" to show their support of their team on the field.



NANA BOADI-OWUSU | 6 STARTS | 2024

THE 12TH MAN KOT

- The 12th Man Kickoff Team tradition was started in 1983 by then-head coach Jackie Sherrill after being inspired by watching students build the famous Aggie Bonfire. "I knew that I could find, out of 40-some-odd thousand students, 11 guys that would cover kickoffs, but have no regard for their body and be tough as nails," Sherrill said. (Source: MyAggieNation.com) Beginning in 1991, a single 12th Man was chosen to represent the student body on the kickoff unit.

12TH MAN STARTS

NAME	GAMES	SEASONS
Cullen Gillaspia	39	2016-18
Sam Moeller	39	2012-15
Nick Lamantia	30	2006-08
Connor Choate	24	2021-22
John Ray	23	2004-05
Braden White	22	2016-20
C.J. Jones	21	2010-12
Eric Stanford	17	1999-01



SAM MOELLER | 39 STARTS | 2012-15



CULLEN GILLASPIA | 39 STARTS | 2016-18



NICK LAMANTIA | 30 STARTS | 2006-08



HEAD COACH MIKE ELKO

PERSONAL

BIRTHDAY..... July 28, 1977
HOMETOWN..... South Brunswick, New Jersey
WIFE..... Michelle
CHILDREN..... Michael, Andrew, Kaitlyn

EDUCATION

COLLEGE..... Penn, 1999

PLAYING EXPERIENCE

1995-98 Penn

COACHING EXPERIENCE

1999..... Stony Brook (GA/ILB)
2000..... Penn (DB)
2001..... U.S. Merchant Marine Academy
(Defensive Coord./DB)
2002..... Fordham (LB)
2003..... Fordham (co-Defensive Coord./LB)
2004..... Richmond (LB/Recruiting Coord.)
2005..... Richmond (ST/Recruiting Coord.)
2006..... Hofstra (Defensive Coord./DB)
2007..... Hofstra (Defensive Coord./LB)
2008..... Hofstra
(Assoc. Head Coach/Defensive Coord./LB)
2009-11..... Bowling Green (Defensive Coord./LB)
2012-13..... Bowling Green (Defensive Coord./Safeties)
2014-16..... Wake Forest (Defensive Coord./Safeties)
2017..... Notre Dame (Defensive Coordinator)
2018-21..... Texas A&M (Defensive Coord./Safeties)
2022-23..... Duke (Head Coach)
2024..... Texas A&M (Head Coach)

POSTSEASON EXPERIENCE

2002..... Fordham (I-AA Quarterfinals)
2005..... Richmond (I-AA Quarterfinals)
2009..... Bowling Green (Humanitarian)
2012..... Bowling Green (Military)
2013..... Bowling Green (Little Caesars)
2016..... Wake Forest (Military)
2017..... Notre Dame (Citrus)
2018..... Texas A&M (Gator)
2019..... Texas A&M (Texas)
2020..... Texas A&M (Orange)
2021..... Texas A&M (Gator - DNC)
2022..... Duke (Military)
2023..... Duke (Birmingham - DNC)

Mike Elko was named the head football coach at Texas A&M University on Nov. 27, 2023, returning to Aggieland after spending two seasons as the head coach at Duke. The former Texas A&M defensive coordinator also made stops at Notre Dame and Wake Forest prior to his time with the Maroon & White.

In his first season as a head coach, Elko was named the 2022 ACC Coach of the Year as Duke finished 9-4 complete with a victory over UCF in the Military Bowl, the program's first bowl game appearance since 2018. The Blue Devils boasted one of the best rushing defenses and offensive lines in the country that season. On defense, they gave up just 120.9 yards per game and 10 touchdowns on the ground, standing as the only school in the ACC to allow 10-or-fewer rushing touchdowns on the year. The offensive line kept its quarterback protected, ranking 12th among Power 5 schools allowing just 17.0 sacks and was tied for seventh nationally giving up just 51.0 tackles for loss on the season.

Elko guided Duke to back-to-back bowl games in year two, capping the year off at the Birmingham Bowl. The 2023 season saw the Blue Devils get off to a 4-0 start, including a 28-7 victory over then-No. 9 Clemson to begin the year before injuries took their toll and Duke finished the regular season 7-5. The Blue Devils again boasted an offensive line that ranked in the top-18 among Power 5 schools in sacks and tackles for loss allowed, while also sitting in 16th nationally as a defense, giving up just 19.0 points per game.

Prior to his time in Durham, Elko served as the defensive coordinator and safeties coach in Aggieland from 2018-21, helping Texas A&M finish with four straight bowl trips and an overall record of 34-14 (.708).

The 2021 season saw Elko's defense rank 14th in the nation giving up just 327.5 yards of offense per game, while also boasting the No. 3 scoring defense. The Aggies allowed opponents to score just six rushing touchdowns all year, which was good for second in the country. Texas A&M also ranked No. 9 in pass efficiency defense, No. 7 in red zone defense and No. 12 in total sacks. By season's end, Elko was a semifinalist for the Frank Broyles

Award, which honors the nation's top assistant coach.

In 2020, the Aggies finished 9-1 following an SEC-only regular season slate with an Orange Bowl victory. Elko guided a veteran defense that led the SEC and was top-10 in the nation in total defense, also boasting the No. 3 ranking in the country in rushing defense.

Before arriving at Texas A&M, Elko was the defensive coordinator at Notre Dame in 2017 and was a semifinalist for the Broyles Award as the Fighting Irish finished 10-3 with a win over LSU in the Citrus Bowl.

Elko served three seasons (2014-16) as the defensive coordinator and safeties coach at Wake Forest under head coach Dave Clawson. His 2016 defensive unit finished in the top 20 in turnovers forced, sacks and scoring defense, as only four schools in the country could claim that honor and the other three teams qualified for the College Football Playoff (Alabama, Clemson, Washington).

Elko served as the defensive coordinator for Clawson at Bowling Green from 2009-13. He coached linebackers from 2009-11 and then safeties in 2012 and 2013.

Prior to his stint at Bowling Green, Elko was the defensive coordinator at Hofstra from 2006-08, after also working on Clawson's staffs at Richmond in 2004-05 and Fordham from 2002-03.

Elko first coordinated defense at the U.S. Merchant Marine Academy (2001) and he spent one season (2000) coaching defensive backs at his alma mater, Penn. Elko started his coaching career as a graduate assistant, coaching inside linebackers at Stony Brook (1999) and defensive backs in the spring of 2000.

A native of South Brunswick, New Jersey, Elko graduated from Penn with a bachelor's degree in history in 1999. As a safety, he helped the Quakers to the 1998 Ivy League championship.

Elko is married to the former Michelle Madison and they are the parents of three children: Michael, Andrew and Kaitlyn.

ELKO YEAR-BY-YEAR

2022 - DUKE

(9-4 • 5-3 ACC/2nd in Atlantic)

9/2	Temple	W, 30-0
9/10	at Northwestern	W, 31-23
9/17	North Carolina A&T	W, 49-20
9/24	at Kansas	L, 27-35
10/1	* Virginia	W, 38-17
10/8	* at Georgia Tech	L, 20-23 (OT)
10/15	* North Carolina	L, 35-38
10/22	* at Miami	W, 45-21
11/4	* at Boston College	W, 38-31
11/12	* Virginia Tech	W, 24-7
11/19	* at Pitt	L, 26-28
11/26	* Wake Forest	W, 34-31
12/28	vs. UCF	W, 30-13

Military Bowl - Annapolis, Md.

2023 - DUKE

(8-5 • 4-4 ACC/t-3rd in Atlantic)

9/4	* #9 Clemson	W, 28-7
9/9	Lafayette	W, 42-7
9/16	Northwestern	W, 38-14
9/23	at UConn	W, 41-7
9/30	* #11 Notre Dame	L, 14-21
10/14	* NC State	W, 24-3
10/21	* at #4 Florida State	L, 20-38
10/28	* at #18 Louisville	L, 0-23
11/2	* Wake Forest	W, 24-21
11/11	* at #24 North Carolina	L, 45-47 (2OT)
11/18	* at Virginia	L, 27-30
11/25	* Pitt	W, 30-19
12/23	^ vs. Troy	W, 17-10

Birmingham Bowl - Birmingham, Ala.

* Elko resigned from Duke and did not coach in the bowl game. The game is not reflected in his all-time record.

TEXAS A&M ASSISTANT COACHES



TROOPER TAYLOR

ASSOC. HEAD COACH/
RUNNING BACKS

SL

- Taylor served the same role in each of head coach Mike Elko's two seasons at Duke.
- Has over 30 years of coaching experience, including being on staff at Auburn for its 2010 BCS national title.
- Duke ranked second in the ACC in rushing scores (31), third in rushing offense (184.15) and fourth in rushing yards (2,394) in 2022.
- In 2004 he coached Tennessee's only pair of single-season 1,000-yard rushers, Gerald Riggs Jr. and Cedric Houston, in program history.



JAY BATEMAN

DEFENSIVE COORDINATOR/
LINE BACKERS

CB

- A 30-year coaching veteran, Bateman arrived in Aggieland after three seasons at Florida as the ILB coach and three seasons at the DC at North Carolina.
- His linebackers unit contributed to a Florida defense that helped lead the SEC with 22 takeaways in 2022.
- He served as Army's defensive coordinator for five seasons (2014-18), which included two top-10 finishes in total defense.



COLLIN KLEIN

OFFENSIVE COORDINATOR/
QUARTERBACKS

CB

- Klein spent the previous seven seasons at his alma mater Kansas State, including the 2022 and 2023 seasons serving as the OC and QB coach.
- He orchestrated one of the nation's highest scoring offenses in 2023, including a nation-leading 78.7-percent touchdown conversion rate in the red zone.
- In 2019, Klein installed a new offense under first-year Kansas State head coach Chris Klieman as the Wildcats led the nation in red zone offense (96.2%) and ranked 10th nationally in fewest passes intercepted (5).



JORDAN PETERSON

CO-DEFENSIVE COORD./
DEFENSIVE BACKS

SL

- Peterson returned to his alma mater where he got his start in coaching as a GA at Texas A&M in 2010 and 2011, which followed a four-year playing career for the Aggies (2006-09).
- He spent the previous four seasons at Kansas and prior to that he served five seasons at Fresno State (2012-16) helping the team win a Mountain West title in 2013 and make a Mountain West championship appearance in 2014.



HOLMON WIGGINS

CO-OFFENSIVE COORD./
WIDE RECEIVERS

SL

- Wiggins has over 20 years of coaching experience, including a recent stint at Alabama (2019-23) as an assistant head coach and WR coach where he helped the Crimson Tide win the 2020 CFP national titles and three SEC titles (2020, '21, '23).
- He developed five first round NFL Draft picks at Alabama, including Heisman Trophy winner DeVonta Smith.
- He began his coaching career in 2003 at his alma mater New Mexico where he was a three-year starter.



ISHMAEL ARISTIDE

DEFENSIVE BACKS

SL

- Aristide recently spent two seasons at Duke after stops at Miami, Texas A&M, Ole Miss and Auburn.
- In 2022, he helped Duke rank first nationally in fumbles recovered (16) and second in turnover margin (+1.23), while his defensive backs unit ranked fourth in the ACC in pass breakups (59).
- Prior to spending the 2021 season at Miami, Aristide served two seasons with Elko in Aggieland (2019-20) as the senior defensive analyst and secondary assistant.



ADAM CUSHING

OFFENSIVE LINE

SL

- Cushing spent the last two seasons at Duke after stints at Eastern Illinois, Northwestern and La Verne.
- In his first season in Durham, the OL helped set a Duke record and ranked second in the ACC with 31 rushing touchdowns, while leading the ACC in fewest sacks allowed (17.0) and tackles for loss allowed (51.0).
- Cushing spent 15 seasons in a variety of roles at Northwestern, including 10 seasons as the offensive line coach and helping lead the Wildcats to a Big Ten Conference West Division title in 2018.



PATRICK DOUGHERTY

SPECIAL TEAMS

SL

- Dougherty was a special teams coordinator and TE coach for two seasons Coach Elko at Duke, following stays at Ball State, Northwestern, Lindsey Wilson College and Defiance.
- During his first year in Durham, Duke ranked first nationally in punt return average (19.9) and 21st in kickoff return defense (172).
- He had an eight-year stint at Ball State (2014-21) where he was elevated to assistant head coach for two seasons. In total, he coached six players to 10 All-MAC honors.



TONY JEROD-EDDIE

DEFENSIVE LINE

SL

- Former Texas A&M and NFL defensive lineman, Jerod-Eddie remains in Aggieland after serving as a defensive analyst for three seasons before being promoted to an on-field assistant coach late in the 2023 season.
- Jerod-Eddie was a four-year letterman for Texas A&M (2008-11) and earned All-Big 12 Second team honors in 2011 and honorable mention recognition in 2010.
- He has mentored Aggie defensive linemen such as Bobby Brown III (Rams), DeMarvin Leal (Steelers) and Micheal Clemons (Jets) since 2020.



SEAN SPENCER

DEFENSIVE LINE

SL

- Known as "Coach Chaos", Spencer brought nearly 30 years of collegiate and NFL coaching experience to Aggieland, including the two previous seasons spent at Florida as the co-DC and DL coach.
- In 2022, Spencer's unit contributed to a Florida defense that led the SEC with 22 takeaways and ranked eighth in the nation with a +8 turnover margin.
- Spencer spent the 2020 and 2021 seasons as the DL coach for the New York Giants, following a six-year stint at Penn State where his unit produced five-straight seasons with 400+ sacks.




TOMMY MOFFITT

DIRECTOR OF FOOTBALL
STRENGTH & CONDITIONING

SL

- Moffitt is regarded as one of the nation's premier strength & conditioning coaches in college football.
- With over 30 years of experience, Moffitt spent 21 seasons at LSU and served under three head coaches winning national titles with Nick Saban ('03), Les Miles ('07) and Ed Orgeron ('19).
- Moffitt has been at the forefront of strength & conditioning around the nation in teaching fundamentals as well as the biomechanics of speed development.



Texas A&M ranked No. 6 nationally in home attendance in 2023 with an average of 99,234 and has drawn more than a half-million fans to Kyle Field every season since 2006, with the exception of the pandemic-limited 2020 campaign.

- KYLE FIELD
- Home of the Aggies since 1905. Stadium built in 1927 and the horseshoe enclosed in 1929.
 - Capacity: 102,733
 - Stadium record crowd is 110,633 (A&M vs. Ole Miss, 10/11/2014).
 - Kyle Field is named for former A&M Dean of Agriculture Edwin Jackson Kyle, who donated a 400 x 400-foot area of the southern edge of campus that had been assigned to him for horticultural experiments. It became the home of the Aggies.
 - Texas A&M finished a \$485 million redevelopment of Kyle Field in time for the 2015 season that made the Home of the 12th Man the largest football stadium in the SEC and the state of Texas.
 - Texas A&M has led the SEC in home attendance five times since joining the league in 2012, including two of the last three seasons.
 - A&M was one of three teams nationally to average over 100,000 in home attendance in 2021. Kyle Field averaged 102,883 in home attendance that season with a total of 720,181 fans attending seven home games.
 - Kyle Field's all-time record crowd is 110,633 for the Texas A&M-Ole Miss contest on Oct. 11, 2014 when capacity was expanded to over 107,000 during the stadium redevelopment.

KYLE FIELD RECORD CROWDS

110,633	Ole Miss (2014)	L, 20-35
109,835	Auburn (2021)	W, 20-3
108,101	Alabama (2023)	L, 20-26
107,315	Notre Dame (2024)	L, 13-23
107,245	Miami (2022)	W, 17-9
106,815	Alabama (2021)	W, 41-38
106,749	Alabama (2019)	L, 28-47
106,248	Tennessee (2016)	W, 45-38 ^{2OT}
105,829	LSU (2014)	L, 17-23
105,733	Alabama (2015)	L, 23-41
104,957	South Carolina (2019)	W, 30-6
104,892	Ole Miss (2016)	L, 28-29
104,794	Clemson (2018)	L, 26-28
104,756	Missouri (2014)	L, 27-34
104,728	Lamar (2014)	W, 73-3

KYLE FIELD TOP SEASON AVERAGES

1.	105,122	2014	630,735 / 6 games
2.	103,622	2015	725,354 / 7 games
3.	102,883	2021	720,181 / 7 games
4.	101,917	2016	713,418 / 7 games
5.	99,844	2018	698,908 / 7 games
6.	99,234	2023	694,639 / 7 games
7.	98,802	2017	691,612 / 7 games
8.	97,459	2019	779,673 / 8 games
9.	97,213	2022	680,491 / 7 games
10.	87,183	2011	610,283 / 7 games

TEXAS A&M QUICK FACTS

LOCATION: Bryan-College Station, Texas 77843
FOUNDED: 1876 (First classes)
ENROLLMENT: 79,105 (fall 2024)
PRESIDENT: General (Ret.) Mark A. Welsh III (Air Force '76)
CHANCELLOR: John Sharp (Texas A&M '72)
FACULTY REPRESENTATIVE:
Dr. Paul Batista (Trinity '73)
DIRECTOR OF ATHLETICS:
Trev Alberts (Nebraska '93)
ATHLETICS DEPT PHONE: (979) 845-5129
CONFERENCE: Southeastern
AFFILIATION: NCAA Division I
NICKNAME: Aggies
MASCOT: Reveille (American Collie)
COLORS: Maroon (Pantone 505) and White

FOOTBALL QUICK FACTS

HEAD COACH
MIKE ELKO (Penn '99)
1st Year at Texas A&M (5-1)
3rd Year as a head coach (21-10)
ASSISTANT COACHES
TROOPER TAYLOR
Assoc. Head Coach (Offense)/Running Backs (Baylor '92)
JAY BATEMAN
Defensive Coordinator/Linebackers (Randolph-Macon '95)
COLLIN KLEIN
Offensive Coordinator/Quarterbacks (Kansas State '11)
JORDAN PETERSON
Co-Defensive Coordinator/Defensive Backs (Texas A&M '09)
HOLMON WIGGINS
Co-Offensive Coordinator/Wide Receivers (New Mexico '03)
ISHMAEL ARISTIDE
Defensive Backs (Purdue '12)
ADAM CUSHING
Running Game Coordinator/Offensive Line (University of Chicago '02)
PATRICK DOUGHERTY
Special Teams Coordinator (Ohio Dominican '08)
TONY JEROD-EDDIE
Defensive Line (Texas A&M '11)
SEAN SPENCER
Defensive Line (Clarion '95)
TOMMY MOFFITT
Director of Football Strength & Conditioning (Tennessee Tech '86)

KYLE FIELD QUICK FACTS

STADIUM: Kyle Field
CAPACITY: 102,733
LARGEST CROWD: 110,633 (vs. Ole Miss, Oct. 11, 2014)
PLAYING SURFACE: Natural grass
FIRST YEAR OF FOOTBALL: 1905
STADIUM BUILT: 1927 and 1929
(Renovations complete for 2015 season)

TEAM INFO

BASIC OFFENSE: Pro
BASIC DEFENSE: Multiple
2023 OVERALL RECORD: 7-6
2023 SEC RECORD (FINISH): 4-4 (4th in SEC West)
2023 RANKING: NR (AP) | NR (Coaches)

MEDIA SCHEDULE/INFORMATION

SUNDAY	MONDAY	TUESDAY	WEDNESDAY	THURSDAY	FRIDAY	SATURDAY
No availability All player interview requests for Monday's press conference must be submitted to acannon@athletics.tamu.edu by 11 a.m. on Sunday.	Weekly Press Conference Kyle Field Media Center Coach Elko: 1:30 p.m. Web stream available via 12thMan.com	No availability	SEC Teleconference Coach Elko appears from 12:40-49 p.m. Aggie Football Radio Hour with Mike Elko - 7:30 p.m.	No availability	No availability 10 p.m.: Midnight Yell Practice Location: Georgia Blue	3:15 PM Texas A&M at Mississippi State Starkville, Miss. (Locker room is closed. Coaches and players will be brought to the media area for press conference.)

CREDENTIALS

Media credentials should be requested by Wednesday of the game week via www.sportssystem.com/clients/seccredentials. Credentials can be picked up at Media Will Call at Entry 7 (east side of Kyle Field, near the northeast activation tower). Media Will Call opens three hours prior to game time. Media seating is limited, so credentials will be issued according to Texas A&M and the SEC credential guidelines, which can be found at www.12thMan.com/media.

WEEKLY GAME NOTES

Media members wishing to receive the weekly game notes via e-mail can do so by e-mailing Rachel Perreault (rperreault@athletics.tamu.edu).

PRACTICE

All practices are closed to the public and members of the media this season. Only the first 15-20 minutes of selected workouts may be open for members of accredited media outlets.

WEEKLY PRESS CONFERENCE

Texas A&M conducts a weekly press conference on Monday's at the Kyle Field Media Center. Head coach Mike Elko addresses the media promptly at 1:30 p.m. Player requests should be made to the athletics communications office no later than 11 a.m. on Sunday. This is the preferred time for all interviews to occur.

SEC TELECONFERENCE

The 16 SEC coaches will be featured on a weekly teleconference each Wednesday from 10 a.m.-12:50 p.m. (CT) .

10 a.m.	Brian Kelly	LSU
10:10 a.m.	Kirby Smart	Georgia
10:20 a.m.	Billy Napier	Florida
10:30 a.m.	Brent Venables	Oklahoma
10:40 a.m.	Sam Pittman	Arkansas
10:50 a.m.	Josh Heupel	Tennessee
11:00 a.m.	OPEN	
11:10 a.m.	Shane Beamer	South Carolina
11:20 a.m.	Elijah Drinkwitz	Missouri
11:30 a.m.	Kalen DeBoer	Alabama
11:40 a.m.	Mark Stoops	Kentucky
11:50 a.m.	Jeff Leiby	Mississippi State
12:00 p.m.	Lane Kiffin	Ole Miss
12:10 p.m.	Hugh Freeze	Auburn
12:20 p.m.	Clark Lea	Vanderbilt
12:30 p.m.	Steve Sarkisian	Texas
12:40 p.m.	Mike Elko	Texas A&M

PRESS BOX

The main press box is now located at the 800 level on the east side of Kyle Field, or the side facing Houston Street, and can be accessed through the elevator at Entry 7 or Entry 9. The TV broadcast booths are located on the west side of the stadium.

MEDIA WILL CALL

Media will call is located at Entry 7, on the east side of the stadium near the northeast activation tower.

POSTGAME

At home games, post-game interviews with Texas A&M players and head coach Mike Elko are conducted in the Kyle Field Media Center at the southeast corner of Kyle Field.

TEXAS A&M ATHLETICS COMMUNICATIONS

ASSOCIATE AD

ALAN CANNON

(interview requests/credentials)

E-MAIL: acannon@athletics.tamu.edu

CELL: (979) 777-4200

DIRECTOR

RACHEL PERREAULT

(game notes)

E-MAIL: rperreault@athletics.tamu.edu

CELL: (603) 767-6492

ASSOCIATE DIRECTOR

TYLER POUNDS

(stats/flipcard)

E-MAIL: tpounds@athletics.tamu.edu

CELL: (979) 848-6317

ASSOCIATE DIRECTOR

KYLE STAFFORD

(game program)

E-MAIL: kstafford@athletics.tamu.edu

CELL: (936) 727-0409

ATH COMM MAILING ADDRESS

TEXAS A&M

ATHLETICS COMMUNICATIONS

1228 TAMU

College Station, TX 77843-1228

ATH COMM OVERNIGHT ADDRESS

TEXAS A&M ATHLETICS

Media Relations

756 Houston St.

College Station, TX 77843

TEXAS A&M DEPTH CHART

"or's" are listed alphabetically

OFFENSE

WR (X)	3	Noah Thomas, 6-6, 200, Jr-2L				
	11	Jacob Bostick, 6-2, 183, So-TR				
LT	60	Trey Zuhn III, 6-7, 315, Jr-2L				
	66	Hunter Erb, 6-6, 330, So-SQ				
LG	71	Chase Bisontis, 6-6, 320, So-1L				
	75	Kam Dewberry, 6-4, 330, Jr-2L	<OR>	74	Aki Ogunbiyi, 6-4, 330, Jr-3L	
C	61	Kolinu'u Faaiu, 6-3, 330, Jr-TR				
	73	Ashton Funk, 6-7, 305, Fr-HS				
RG	55	Ar'maj Reed-Adams, 6-5, 330, Jr-TR				
	67	TJ Shanahan, 6-4, 330, Fr-RS				
RT	78	Dametrious Crownover, 6-7, 330, Jr-2L	<OR>	76	Reuben Fatheree II, 6-8, 320, Sr-3L	
TE	84	Tre Watson, 6-5, 250, Sr-TR				
	82	Shane Calhoun, 6-4, 250, Gr-TR	<OR>	18	Donovan Green, 6-4, 265, So-1L	<OR> 17 Theo Melin Öhrström, 6-6, 265, So-2L
SLOT	6	Cyrus Allen, 6-0, 178, Jr-TR				
	1	Jabre Barber, 5-10, 182, Sr-TR	<OR>	4	Micah Tease, 6-0, 180, So-1L	<OR> 0 Izaiah Williams, 6-0, 180, Fr-HS
WR (Z)	9	Jahdae Walker, 6-4, 205, Sr-1L				
	7	Moose Muhammad III, 6-1, 195, Gr-4L				
QB	15	Conner Weigman, 6-3, 220, So-1L				
	10	Marcel Reed, 6-2, 180, Fr-1L				
	13	Jaylen Henderson, 6-3, 220, Jr-1L				
RB	8	Le'Veon Moss, 6-0, 215, Jr-2L				
	5	Amari Daniels, 5-9, 215, Jr-2L	<OR>	22	EJ Smith, 6-0, 215, Gr-TR	

DEFENSE

DE	11	Nic Scourton, 6-4, 285, Jr-TR				
	94	Josh Celiscar, 6-4, 265, Gr-TR				
DT	5	Shemar Turner, 6-4, 300, Sr-3L				
	99	Gabriel Brownlow-Dindy, 6-3, 310, So-2L	<OR>	56	Rodas Johnson, 6-2, 300, Gr-TR	
DT	13	DJ Hicks, 6-5, 300, So-1L	<OR>	17	Albert Regis, 6-2, 310, Jr-2L	
	88	Samu Taumanupepe, 6-3, 350, Fr-RS				
DE	4	Shemar Stewart, 6-6, 290, Jr-2L				
	92	Malick Sylla, 6-6, 245, Jr-2L				
JACK	18	Cashius Howell, 6-4, 245, Jr-TR				
	15	Rylan Kennedy, 6-4, 240, So-1L				
LB	22	Solomon DeShields, 6-3, 235, Sr-TR	<OR>	27	Daymion Sanford, 6-2, 230, So-1L	<OR> 0 Scooby Williams, 6-2, 230, Jr-TR
	21	Taurean York, 6-0, 235, So-1L				
LB	32	Tristan Jernigan, 6-1, 225, Fr-HS	<OR>	45	Jordan Lockhart, 6-1, 225, Fr-HS	
NIC	8	Jaydon Hill, 6-0, 200, Gr-TR				
	19	Bravion Rogers, 6-0, 180, So-1L				
CB	20	BJ Mayes, 6-1, 195, Sr-TR	<OR>	14	Jayvon Thomas, 6-0, 195, So-1L	
CB	26	Will Lee III, 6-3, 190, Jr-TR	<OR>	10	Dezz Ricks, 6-1, 195, Fr-TR	
	24	Donovan Saunders, 6-3, 195, Jr-TR				
SF	1	Bryce Anderson, 6-0, 192, Jr-2L				
	33	Jarred Kerr, 6-0, 195, Jr-2L				
	9	Trey Jones III, 6-2, 215, Gr-TR				
SF	25	Dalton Brooks, 6-0, 195, So-1L	<OR>	9	Trey Jones III, 6-2, 215, Gr-TR	<OR> 3 Marcus Ratcliffe, 6-3, 210, So-TR

SPECIAL TEAMS

PLK	47	Randy Bond, 5-11, 195, Gr-2L
	99	Jared Zirkel, 6-3, 205, Sr-TR
P	37	Tyler White, 6-4, 225, Fr-RS
	33	Keegan Andrews, 6-3, 252, Jr-TR
SNP	48	Jacob Graham, 5-11, 220, Gr-3L
	49	Connor Able, 6-3, 224, Jr-SQ
HOLD	37	Tyler White, 6-4, 225, Fr-RS
KR	8	Le'Veon Moss, 6-0, 215, Jr-2L
	2	Terry Bussey, 6-0, 195, Fr-HS
PR	2	Terry Bussey, 6-0, 195, Fr-HS
	7	Moose Muhammad III, 6-1, 195, Gr-4L

PRONUNCIATION GUIDE

ISENDRE AFUA	iss-en-dray ah-foo-ah	BRAVION Rogers.....	BRAY-vee-on
JABRE Barber.....	jah-bree	Nic SCOURTON.....	scor-ton
Drake BHATIA.....	bot-EE-a	JADON Scarlett.....	JAY-den
Chase BISONTIS	bih-SOHN-tiss	MALICK SYLLA.....	muh-LEEK SILL-uh
Nana BOADI-OWUSU	BOI-dee oh-WOO-sue	SAMU TAMANUPEPE	sah-MOO
Blake BOST.....	boast		tah-MAH-noo-pep-pay
Joshua CELISCAR.....	sell-iss-car	JAHDAE Walker.....	JAH-day
Tyreek CHAPPELL	shah-PELL	Conner WEIGMAN.....	WIG-min
KOLINU'U FAAIU	co-lee-noo-oo fy-oo	ENAI White	EE-nye
RODAS Johnson.....	road-ah-ss	TAUREAN York.....	TOUR-ee-uhn
Theo MELIN ÖHRSTRÖM.....	mel-lin or-strome	Trey ZUHN III	zoon
LE'VEON Moss.....	LEVEE-on		
Mark NABOU Jr.	nah-boo	ISHMAEL ARISTIDE.....	ISH-mel AIR-ih-stahd
AKI OGUNBIYI	ack-EE o-GUN-bee	Tony JERROD Eddie.....	jare-ed
AR'MAJ Reed-Adams.....	AR-maj-ay		

TEXAS A&M 2024 ALPHABETICAL ROSTER

NO.	PLAYER	POS.	HT	WT	CL-EXP	HOMETOWN (HIGH SCHOOL/PREV. SCHOOL)
49	Connor Able	DS	6-3	224	Jr-SQ	Houston, TX (Stratford)
50	Isendre Alfua	OL	6-4	295	Fr-HS	Seattle, WA (O'Dea)
6	Cyrus Allen	WR	6-0	178	Jr-TR	New Orleans, LA (Landry-Walker/Louisiana Tech)
1	Bryce Anderson	DB	6-0	192	Jr-2L	Beaumont, TX (West Brook)
33	Keegan Andrews	P	6-3	252	Jr-TR	Werribee, Melbourne, Australia (MacKillop College)
59	Ty Banco	OL	6-1	310	Fr-RS	Washington, PA (Trinity)
1	Jabre Barber	WR	5-10	182	Sr-TR	Dothan, AL (Dothan/Troy)
57	Bryce Barnes	OL	6-8	265	Sr-SQ	Pearland, TX (Pearland)
93	Drew Beltran	DL	6-1	280	Jr-SQ	Longview, TX (Longview)
28	Israel Benjamin	RB	5-9	205	Gr-SQ	Phoenix, AZ (Saguaro/Harvard)
87	Ashton Bethel-Roman	WR	6-1	177	Fr-HS	Missouri City, TX (Ridge Point)
94	Drake Bhatia	K	5-7	165	Gr-SQ	Houston, TX (Episcopal)
71	Chase Bisontis	OL	6-6	320	So-1L	Ramsey, NJ (Don Bosco Prep)
12	Nana Boadi-Owusu	DL	6-2	250	So-1L	Arlington, TX (Martin)
35	Sawyer Bolli	DB	6-0	200	Fr-HS	Boerne, TX (Champion)
47	Randy Bond	K	5-11	195	Gr-2L	Plano, TX (West)
14	Blake Bost	QB	6-3	200	Sr-2L	Groves, TX (Port Neches-Groves)
11	Jacob Bostick	WR	6-2	183	So-TR	Palatine, IL (Palatine/Iowa)
70	Robert Bourdon	OL	6-6	295	Fr-HS	Collierville, TN (Collierville)
81	Luke Braden	TE	6-4	247	Fr-RS	Stratford, TX (Stratford)
87	Jacob Brasher	WR	6-1	195	So-1L	Allen, TX (Allen)
43	Carter Braugh	TE	6-5	245	Fr-HS	Austin, TX (Hyde Park)
25	Dalton Brooks	DB	6-0	195	So-1L	Shiner, TX (Shiner)
99	Gabriel Brownlow-Dindy	DL	6-3	310	So-2L	Lakeland, FL (Lakeland)
38	Benjamin Bruce	DB	5-11	170	Fr-HS	Lubbock, TX (Trinity Christian)
84	Blake Buntyn	WR	6-2	200	Fr-RS	Franklin, TN (Franklin)
86	Ryan Burtin	WR	5-8	165	Fr-RS	Bryan-College Station, TX (Brazos Christian)
85	Chase Burton	WR	5-11	185	Fr-RS	Dallas, TX (Parish Episcopal)
2	Terry Bussey	DB	6-0	195	Fr-HS	Timpson, TX (Timpson)
82	Shane Calhoun	TE	6-4	250	Gr-TR	Jacksonville, FL (Creekside/East Carolina)
23	Ernest Campbell	WR	5-9	145	Fr-HS	Refugio, TX (Refugio)
94	Josh Celiscar	DL	6-4	265	Gr-TR	Winter Haven, FL (Winter Haven/UCF)
7	Tyreek Chappell	DB	5-11	185	Sr-3L	Philadelphia, PA (Northeast)
98	Jesse Chukwu	DL	6-2	230	So-SQ	Cypress, TX (Cypress Falls)
43	Zachary Clay	TE	5-11	235	Jr-SQ	Lithia, FL (Newsome)
91	Tommy Colligan	LB	6-2	230	Fr-RS	San Antonio, TX (Alamo Heights)
27	Ronnie Crosby III	RB	5-9	215	Fr-RS	DeRidder, LA (DeRidder)
78	Dametrious Crossover	OL	6-7	330	Jr-2L	Grandview, TX (Grandview)
5	Amari Daniels	RB	5-9	215	Jr-2L	Miami, FL (Central)
29	Myles Davis	DB	6-2	200	Fr-HS	Converse, TX (Judson)
22	Solomon DeShields	LB	6-3	235	Sr-TR	Millville, NJ (Millville/Pitt)
75	Kam Dewberry	OL	6-4	330	Jr-2L	Humble, TX (Atascocita)
41	AJ DiNota	RB	6-0	215	Jr-SQ	Frisco, TX (Frisco)
66	Hunter Erb	OL	6-6	330	So-SQ	Newark, TX (V.R. Eaton)
55	Dealyn Evans	DL	6-5	285	Fr-HS	Longview, TX (Pine Tree)
61	Kolinu'u Faalu	OL	6-3	330	Jr-TR	Lynnwood, WA (North Creek/Utah)
76	Reuben Fatheree II	OL	6-8	320	Sr-3L	Richmond, TX (Foster)
89	Nathan Figueroa	TE	6-4	250	So-SQ	Brenham, TX (Faith Academy)
26	Dashawn Fillmore	DB	5-11	200	Jr-SQ	Corpus Christi, TX (John Paul II/Blinn JC)
73	Ashton Funk	OL	6-7	305	Fr-HS	Katy, TX (Tompkins)
68	Kyle Garvis	OL	6-1	290	Fr-HS	Houston, TX (Strake Jesuit)
37	Peyton Gay	QB	5-11	195	Fr-HS	Panama City, FL (Bozeman)
26	Layne Gerke	DB	6-0	185	Fr-HS	Hallettsville, TX (Hallettsville)
39	Adam Graham	DB	5-11	195	Fr-RS	Kingwood, TX (Kingwood)
42	Jackson Graham	DS	5-11	180	Fr-HS	Houston, TX (Memorial)
48	Jacob Graham	DS	5-11	220	Gr-3L	Houston, TX (Memorial)
18	Donovan Green	TE	6-4	265	So-1L	Dickinson, TX (Dickinson)
45	Levi Hancock	DS	6-2	225	So-SQ	Bryan, TX (Brazos Christian Academy)
40	Martrell Harris Jr.	LB	6-2	230	Jr-2L	The Woodlands, TX (The Woodlands)
13	Jaylen Henderson	QB	6-3	220	Jr-1L	Los Angeles, CA (Chaminade/Fresno St.)
46	Aidan Herrera	LB	6-0	220	So-SQ	San Antonio, TX (Reagan)
13	DJ Hicks	DL	6-5	300	So-1L	Katy, TX (Paetow)
8	Jaydon Hill	DB	6-0	200	Gr-TR	Huntsville, AL (Bob Jones/Florida)
18	Cashius Howell	DL	6-4	245	Jr-TR	Kansas City, MO (Rockhurst/Bowling Green)
58	William Huntsinger	OL	6-3	275	Jr-SQ	San Antonio, TX (Johnson)
52	Blake Ivy	OL	6-4	330	Fr-HS	League City, TX (Clear Springs)
63	Chance Jackson	OL	6-0	285	So-SQ	The Woodlands, TX (College Park)
42	Kendall Jackson	DL	6-4	265	Fr-HS	Gainesville, FL (Buchholz)
96	Nathan Jackson	DL	6-0	280	Jr-SQ	Red Oak, TX (Red Oak)
32	Tristan Jernigan	LB	6-1	225	Fr-HS	Tupelo, MS (Tupelo)
23	Chantz Johnson	LB	6-1	228	So-1L	Fort Pierce, FL (College Station HS)
56	Rodas Johnson	DL	6-2	300	Gr-TR	Columbus, OH (St. Francis DeSales/Wisconsin)

NO.	PLAYER	POS.	HT	WT	CL-EXP	HOMETOWN (HIGH SCHOOL/PREV. SCHOOL)
9	Trey Jones III	DB	6-2	215	Gr-TR	Wetumpka, AL (Wetumpka/Central Michigan)
15	Rylan Kennedy	DL	6-4	240	So-1L	Mansfield, TX (Lake Ridge)
33	Jarred Kerr	DB	6-0	195	Jr-2L	Lexington, TX (Lexington)
38	Eli Krozal	K	5-10	185	Jr-SQ	Wasilla, AK (Wasilla)
19	Paxton Land	QB	6-5	210	Fr-HS	Austin, TX (Westlake)
34	Preston Landis	RB	5-11	210	So-SQ	Rockwall, TX (Heath/UNT)
26	Will Lee III	DB	6-3	190	Jr-TR	St. Louis, MO (Kirkwood/Kansas St.)
54	Danny Lockhart Jr.	LB	5-11	225	Sr-SQ	Redlands, CA (St. John Bosco/USC/Ole Miss)
45	Jordan Lockhart	LB	6-1	225	Fr-HS	Redlands, CA (St. John Bosco)
16	Kevin Longstreet Jr.	DB	5-10	185	Fr-TR	Inglewood, CA (Inglewood/Louisville)
83	Andrew Maleski	WR	5-10	185	So-1L	Cypress, TX (Bridgeland)
20	BJ Mayes	DB	6-1	195	Sr-TR	Houston, TX (Houston Heights/UAB)
29	Dylan Mayers	QB	6-0	200	Fr-HS	Boca Raton, FL (St. Andrews)
17	Theo Melin Öhrström	TE	6-6	265	So-2L	Stockholm, Sweden (RIG Academy)
88	Garrett Miller	TE	6-5	260	Gr-TR	Round Rock, TX (Round Rock/Purdue)
8	Le'Veon Moss	RB	6-0	215	Jr-2L	Walker, LA (Istrouma College Prep)
7	Moose Muhammad III	WR	6-1	195	Gr-4L	Charlotte, NC (Myers Park)
54	Mark Nabou Jr.	OL	6-4	325	So-2L	Lynnwood, WA (O'Dea)
21	Dallas Novicke	QB	6-0	205	So-SQ	East Bernard, TX (East Bernard)
74	Aki Ogunbiyi	OL	6-4	330	Jr-3L	Houston, TX (Kempner)
16	Miles O'Neill	QB	6-5	220	Fr-HS	Marblehead, MA (Hun School)
2	Rueben Owens	RB	6-0	205	So-1L	El Campo, TX (El Campo)
41	Liam Padron	K	5-11	190	Fr-HS	St. Augustine, FL (Bartram Trail)
97	Alessandro Perez	DL	6-3	230	Fr-SQ	Georgetown, TX (East View)
85	Jaden Platt	TE	6-5	260	Fr-1L	Haslet, TX (Eaton)
87	Cody Polk	DL	6-8	230	So-SQ	Dallas, TX (Trinity Christian Academy)
28	Jordan Pride	DB	6-2	190	Fr-HS	Blountstown, FL (Blountstown)
3	Marcus Ratcliffe	DB	6-3	210	So-TR	Chula Vista, CA (Cathedral Catholic/San Diego St.)
10	Marcel Reed	QB	6-2	180	Fr-1L	Nashville, TN (Montgomery Bell Academy)
55	Ar'maj Reed-Adams	OL	6-5	330	Jr-TR	Dallas, TX (DeSoto/Kansas)
17	Albert Regis	DL	6-2	310	Jr-2L	LaPorte, TX (LaPorte)
10	Dezz Ricks	DB	6-1	195	Fr-TR	Norfolk, VA (IMG Academy/Alabama)
19	Bravion Rogers	DB	6-0	180	So-1L	LaGrange, TX (LaGrange)
30	JR Rosenberg	DB	5-10	185	Fr-SQ	Sarasota, FL (Cardinal Mooney)
20	Johnny Ryder	WR	6-1	195	So-SQ	Granger, TX (Granger)
39	Sam Salz	WR	5-6	160	Sr-SQ	Philadelphia, PA (Koholet Yeshiva)
27	Daymion Sanford	LB	6-2	230	So-1L	Katy, TX (Paetow)
24	Donovan Saunders	DB	6-3	195	Jr-TR	San Diego, CA (Cathedral Catholic/Cal Poly)
53	Jadon Scarlett	DL	6-2	285	Fr-RS	Argyle, TX (Argyle)
11	Nic Scourton	DL	6-4	285	Jr-TR	Bryan, TX (Bryan/Purdue)
67	TJ Shanahan	OL	6-4	330	Fr-RS	Orlando, FL ((Austin) Westlake)
95	Charlie Shears	DL	6-7	220	Fr-HS	Houston, TX (Second Baptist)
22	EJ Smith	RB	6-0	215	Gr-TR	Dallas, TX (Jesuit College Prep/Stanford)
69	Brady Stephenson	OL	6-5	290	Fr-HS	Lockhart, TX (Lockhart)
4	Shemar Stewart	DL	6-6	290	Jr-2L	Miami, FL (Monsignor Pace)
62	Collin Strittmatter	OL	6-3	260	So-SQ	Aubrey, TX (Aubrey)
31	Caleb Surber	DB	6-0	175	Jr-SQ	Fair Oaks Ranch, TX (Boerne-Champion)
92	Malick Sylla	DL	6-6	245	Jr-2L	Katy, TX (Katy)
88	Samu Taumanupepe	DL	6-3	350	Fr-RS	Humble, TX (Atascocita)
4	Micah Tease	WR	6-0	180	So-1L	Tulsa, OK (Booker T. Washington)
14	Jayvon Thomas	DB	6-0	195	So-1L	Dallas, TX (South Oak Cliff)
3	Noah Thomas	WR	6-6	200	Jr-2L	Pearland, TX (Clear Springs)
64	Samuel Thornton	OL	6-1	275	Fr-RS	Ft. Worth, TX (Timber Creek)
24	Ramarian Tillman	RB	6-0	220	Fr-HS	Rockford, IL (Fort Bend Christian)
32	Aaron Trevino	DB	5-8	180	So-SQ	La Feria, TX (Le Feria)
36	Truette Tumey	P	6-2	195	Jr-SQ	Houston, TX (Episcopal/Furman)
5	Shemar Turner	DL	6-4	300	Sr-3L	DeSoto, TX (DeSoto)
9	Jahdae Walker	WR	6-4	205	Sr-1L	Cleveland, OH (Shaker Heights/Grand Valley State)
36	Kyle Walsh	DB	6-0	190	So-SQ	College Station, TX (College Station)
84	Tre Watson	TE	6-5	250	Sr-TR	Rio Rancho, NM (Cleveland/Fresno St.)
80	Wesley Watson	WR	6-1	193	Fr-TR	College Station, TX (A&M Consolidated/Kansas St.)
15	Conner Weigman	QB	6-3	220	So-1L	Cypress, TX (Bridgeland)
6	Enai White	DL	6-5	245	Jr-2L	Philadelphia, PA (Imhotep Charter)
37	Tyler White	P	6-4	225	Fr-RS	Southlake, TX (Carroll)
0	Izaiah Williams	WR	6-0	180	Fr-HS	Tampa, FL (Carrollwood Day)
0	Scooby Williams	LB	6-2	230	Jr-TR	Birmingham, AL (Ramsay/Florida)
30	Solomon Williams	DL	6-3	250	Fr-HS	Tampa, FL (Carrollwood Day)
35	Isaiah Willis	DB	6-0	205	So-SQ	Sunnyvale, TX (Sunnyvale)
21	Taurean York	LB	6-0	235	So-1L	Temple, TX (Temple)
99	Jared Zirkel	K	6-3	205	Sr-TR	Kerrville, TX (Tivy/Georgia)
60	Trey Zuhn III	OL	6-7	315	Jr-2L	Ft. Collins, CO (Fossil Ridge)

TEXAS A&M 2024 NUMERICAL ROSTER

NO.	PLAYER	POS.	HT	WT	CL-EXP	HOMETOWN (HIGH SCHOOL/PREV. SCHOOL)
0	Izaiah Williams	WR	6-0	180	Fr-HS	Tampa, FL (Carrollwood Day)
0	Scooby Williams	LB	6-2	230	Jr-TR	Birmingham, AL (Ramsay/Florida)
1	Bryce Anderson	DB	6-0	192	Jr-2L	Beaumont, TX (West Brook)
1	Jabre Barber	WR	5-10	182	Sr-TR	Dothan, AL (Dothan/Troy)
2	Terry Bussey	DB	6-0	195	Fr-HS	Timpson, TX (Timpson)
2	Rueben Owens	RB	6-0	205	So-1L	El Campo, TX (El Campo)
3	Marcus Ratcliffe	DB	6-3	210	So-TR	Chula Vista, CA (Cathedral Catholic/San Diego St.)
3	Noah Thomas	WR	6-6	200	Jr-2L	Pearland, TX (Clear Springs)
4	Shemar Stewart	DL	6-6	290	Jr-2L	Miami, FL (Monsignor Pace)
4	Micah Tease	WR	6-0	180	So-1L	Tulsa, OK (Booker T. Washington)
5	Amari Daniels	RB	5-9	215	Jr-2L	Miami, FL (Central)
5	Shemar Turner	DL	6-4	300	Sr-3L	DeSoto, TX (DeSoto)
6	Cyrus Allen	WR	6-0	178	Jr-TR	New Orleans, LA (Landry-Walker/Louisiana Tech)
6	Enai White	DL	6-5	245	Jr-2L	Philadelphia, PA (Imhotep Charter)
7	Tyreek Chappell	DB	5-11	185	Sr-3L	Philadelphia, PA (Northeast)
7	Moose Muhammad III	WR	6-1	195	Gr-4L	Charlotte, NC (Myers Park)
8	Jaydon Hill	DB	6-0	200	Gr-TR	Huntsville, AL (Bob Jones/Florida)
8	Le'Veon Moss	RB	6-0	215	Jr-2L	Walker, LA (Istrouma College Prep)
9	Trey Jones III	DB	6-2	215	Gr-TR	Wetumpka, AL (Wetumpka/Central Michigan)
9	Jahdae Walker	WR	6-4	205	Sr-1L	Cleveland, OH (Shaker Heights/Grand Valley State)
10	Marcel Reed	QB	6-2	180	Fr-1L	Nashville, TN (Montgomery Bell Academy)
10	Dezz Ricks	DB	6-1	195	Fr-TR	Norfolk, VA (IMG Academy/Alabama)
11	Jacob Bostick	WR	6-2	183	So-TR	Palatine, IL (Palatine/Iowa)
11	Nic Scourton	DL	6-4	285	Jr-TR	Bryan, TX (Bryan/Purdue)
12	Nana Boadi-Owusu	DL	6-2	250	So-1L	Arlington, TX (Martin)
13	Jaylen Henderson	QB	6-3	220	Jr-1L	Los Angeles, CA (Chaminade/Fresno St.)
13	DJ Hicks	DL	6-5	300	So-1L	Katy, TX (Paetow)
14	Blake Bost	QB	6-3	200	Sr-2L	Groves, TX (Port Neches-Groves)
14	Jayvon Thomas	DB	6-0	195	So-1L	Dallas, TX (South Oak Cliff)
15	Rylan Kennedy	DL	6-4	240	So-1L	Mansfield, TX (Lake Ridge)
15	Conner Weigman	QB	6-3	220	So-1L	Cypress, TX (Bridgeland)
16	Kevin Longstreet Jr.	DB	5-10	185	Fr-TR	Inglewood, CA (Inglewood/Louisville)
16	Miles O'Neill	QB	6-5	220	Fr-HS	Marblehead, MA (Hun School)
17	Theo Melin Öhrström	TE	6-6	265	So-2L	Stockholm, Sweden (RIG Academy)
17	Albert Regis	DL	6-2	310	Jr-2L	LaPorte, TX (LaPorte)
18	Donovan Green	TE	6-4	265	So-1L	Dickinson, TX (Dickinson)
18	Cashius Howell	DL	6-4	245	Jr-TR	Kansas City, MO (Rockhurst/Bowling Green)
19	Paxton Land	QB	6-5	210	Fr-HS	Austin, TX (Westlake)
19	Bravion Rogers	DB	6-0	180	So-1L	LaGrange, TX (LaGrange)
20	BJ Mayes	DB	6-1	195	Sr-TR	Houston, TX (Houston Heights/UAB)
20	Johnny Ryder	WR	6-1	195	So-SQ	Granger, TX (Granger)
21	Dallas Novicke	QB	6-0	205	So-SQ	East Bernard, TX (East Bernard)
21	Taurean York	LB	6-0	235	So-1L	Temple, TX (Temple)
22	Solomon DeShields	LB	6-3	235	Sr-TR	Millville, NJ (Millville/Pitt)
22	EJ Smith	RB	6-0	215	Gr-TR	Dallas, TX (Jesusit College Prep/Stanford)
23	Ernest Campbell	WR	5-9	145	Fr-HS	Refugio, TX (Refugio)
23	Chantz Johnson	LB	6-1	228	So-1L	Fort Pierce, FL (College Station HS)
24	Donovan Saunders	DB	6-3	195	Jr-TR	San Diego, CA (Cathedral Catholic/Cal Poly)
24	Ramarian Tillman	RB	6-0	220	Fr-HS	Rockford, IL (Fort Bend Christian)
25	Dalton Brooks	DB	6-0	195	So-1L	Shiner, TX (Shiner)
26	Dashawn Fillmore	DB	5-11	200	Jr-SQ	Corpus Christi, TX (John Paul II/Blinn JC)
26	Layne Gerke	DB	6-0	185	Fr-HS	Hallettsville, TX (Hallettsville)
26	Willi Lee III	DB	6-3	190	Jr-TR	St. Louis, MO (Kirkwood/Kansas St.)
27	Ronnie Crosby III	RB	5-9	215	Fr-RS	DeRidder, LA (DeRidder)
27	Daymion Sanford	LB	6-2	230	So-1L	Katy, TX (Paetow)
28	Israel Benjamin	RB	5-9	205	Gr-SQ	Phoenix, AZ (Saguaro/Harvard)
28	Jordan Pride	DB	6-2	190	Fr-HS	Blountstown, FL (Blountstown)
29	Myles Davis	DB	6-2	200	Fr-HS	Converse, TX (Judson)
29	Dylan Mayers	QB	6-0	200	Fr-HS	Boca Raton, FL (St. Andrews)
30	JR Rosenberg	DB	5-10	185	Fr-SQ	Sarasota, FL (Cardinal Mooney)
30	Solomon Williams	DL	6-3	250	Fr-HS	Tampa, FL (Carrollwood Day)
31	Caleb Surber	DB	6-0	175	Jr-SQ	Fair Oaks Ranch, TX (Boerne-Champion)
32	Tristan Jernigan	LB	6-1	225	Fr-HS	Tupelo, MS (Tupelo)
32	Aaron Trevino	DB	5-8	180	So-SQ	La Feria, TX (Le Feria)
33	Keegan Andrews	P	6-3	252	Jr-TR	Werribee, Melbourne, Australia (MacKillop College)
33	Jarred Kerr	DB	6-0	195	Jr-2L	Lexington, TX (Lexington)
34	Preston Landis	RB	5-11	210	So-SQ	Rockwall, TX (Heath/UNT)
35	Sawyer Bolli	DB	6-0	200	Fr-HS	Boerne, TX (Champion)
35	Isaiah Willis	DB	6-0	205	So-SQ	Sunnyvale, TX (Sunnyvale)
36	Truette Tumey	P	6-2	195	Jr-SQ	Houston, TX (Episcopal/Furman)
36	Kyle Walsh	DB	6-0	190	So-SQ	College Station, TX (College Station)
37	Peyton Gay	QB	5-11	195	Fr-HS	Panama City, FL (Bozeman)

NO.	PLAYER	POS.	HT	WT	CL-EXP	HOMETOWN (HIGH SCHOOL/PREV. SCHOOL)
37	Tyler White	P	6-4	225	Fr-RS	Southlake, TX (Carroll)
38	Benjamin Bruce	DB	5-11	170	Fr-HS	Lubbock, TX (Trinity Christian)
38	Eli Krozel	K	5-10	185	Jr-SQ	Wasilla, AK (Wasilla)
39	Adam Graham	DB	5-11	195	Fr-RS	Kingwood, TX (Kingwood)
39	Sam Salz	WR	5-6	160	Sr-SQ	Philadelphia, PA (Kohélet Yeshiva)
40	Martrell Harris Jr.	LB	6-2	230	Jr-2L	The Woodlands, TX (The Woodlands)
41	AJ DiNota	RB	6-0	215	Jr-SQ	Frisco, TX (Frisco)
41	Liam Padron	K	5-11	190	Fr-HS	St. Augustine, FL (Bartram Trail)
42	Jackson Graham	DS	5-11	180	Fr-HS	Houston, TX (Memorial)
42	Kendall Jackson	DL	6-4	265	Fr-HS	Gainesville, FL (Buchholz)
43	Carter Braugh	TE	6-5	245	Fr-HS	Austin, TX (Hyde Park)
43	Zachary Clay	TE	5-11	235	Jr-SQ	Lithia, FL (Newsome)
45	Levi Hancock	DS	6-2	225	So-SQ	Bryan, TX (Brazos Christian Academy)
45	Jordan Lockhart	LB	6-1	225	Fr-HS	Redlands, CA (St. John Bosco)
46	Aidan Herrera	LB	6-0	220	So-SQ	San Antonio, TX (Reagan)
47	Randy Bond	K	5-11	195	Gr-2L	Plano, TX (West)
48	Jacob Graham	DS	5-11	220	Gr-3L	Houston, TX (Memorial)
49	Connor Able	DS	6-3	224	Jr-SQ	Houston, TX (Stratford)
50	Isendre Ahfua	OL	6-4	295	Fr-HS	Seattle, WA (O'Dea)
52	Blake Ivy	OL	6-4	330	Fr-HS	League City, TX (Clear Springs)
53	Jadon Scarlett	DL	6-2	285	Fr-RS	Argyle, TX (Argyle)
54	Danny Lockhart Jr.	LB	5-11	225	Sr-SQ	Redlands, CA (St. John Bosco/USC/Ole Miss)
54	Mark Nabou Jr.	OL	6-4	325	So-2L	Lynnwood, WA (O'Dea)
55	Dealyn Evans	DL	6-5	285	Fr-HS	Longview, TX (Pine Tree)
55	Ar'maj Reed-Adams	OL	6-5	330	Jr-TR	Dallas, TX (DeSoto/Kansas)
56	Rodas Johnson	DL	6-2	300	Gr-TR	Columbus, OH (St. Francis DeSales/Wisconsin)
57	Bryce Barnes	OL	6-8	265	Sr-SQ	Pearland, TX (Pearland)
58	William Huntsinger	OL	6-3	275	Jr-SQ	San Antonio, TX (Johnson)
59	Ty Banco	OL	6-1	310	Fr-RS	Washington, PA (Trinity)
60	Trey Zuhn III	OL	6-7	315	Jr-2L	Ft. Collins, CO (Fossil Ridge)
61	Kolindu'u Faaiu	OL	6-3	330	Jr-TR	Lynnwood, WA (North Creek/Utah)
62	Collin Strittmatter	OL	6-3	260	So-SQ	Aubrey, TX (Aubrey)
63	Chance Jackson	OL	6-0	285	So-SQ	The Woodlands, TX (College Park)
64	Samuel Thornton	OL	6-1	275	Fr-RS	Ft. Worth, TX (Timber Creek)
66	Hunter Erb	OL	6-6	330	So-SQ	Newark, TX (V.R. Eaton)
67	TJ Shanahan	OL	6-4	330	Fr-RS	Orlando, FL ((Austin) Westlake)
68	Kyle Garvis	OL	6-1	290	Fr-HS	Houston, TX (Strake Jesuit)
69	Brady Stephenson	OL	6-5	290	Fr-HS	Lockhart, TX (Lockhart)
70	Robert Bourdon	OL	6-6	295	Fr-HS	Collierville, TN (Collierville)
71	Chase Bisontis	OL	6-6	320	So-1L	Ramsey, NJ (Don Bosco Prep)
73	Ashton Funk	OL	6-7	305	Fr-HS	Katy, TX (Tompkins)
74	Aki Ogunbiyi	OL	6-4	330	Jr-3L	Houston, TX (Kempner)
75	Kam Dewberry	OL	6-4	330	Jr-2L	Humble, TX (Atascocita)
76	Reuben Fatheree II	OL	6-8	320	Sr-3L	Richmond, TX (Foster)
78	Dametrious Crownover	OL	6-7	330	Jr-2L	Grandview, TX (Grandview)
80	Wesley Watson	WR	6-1	193	Fr-TR	College Station, TX (A&M Consolidated/Kansas St.)
81	Luke Braden	TE	6-4	247	Fr-RS	Stratford, TX (Stratford)
82	Shane Calhoun	TE	6-4	250	Gr-TR	Jacksonville, FL (Creekside/East Carolina)
83	Andrew Maleski	WR	5-10	185	So-1L	Cypress, TX (Bridgeland)
84	Blake Buntyn	WR	6-2	200	Fr-RS	Franklin, TN (Franklin)
84	Tre Watson	TE	6-5	250	Sr-TR	Rio Rancho, NM (Cleveland/Fresno St.)
85	Chase Burton	WR	5-11	185	Fr-RS	Dallas, TX (Parish Episcopal)
85	Jaden Platt	TE	6-5	260	Fr-1L	Haslet, TX (Eaton)
86	Ryan Burtin	WR	5-8	165	Fr-RS	Bryan-College Station, TX (Brazos Christian)
87	Ashton Bethel-Roman	WR	6-1	177	Fr-HS	Missouri City, TX (Ridge Point)
87	Jacob Brasher	WR	6-1	195	So-1L	Allen, TX (Allen)
87	Cody Polk	DL	6-8	230	So-SQ	Dallas, TX (Trinity Christian Academy)
88	Garrett Miller	TE	6-5	260	Gr-TR	Round Rock, TX (Round Rock/Purdue)
88	Samu Taumanupepe	DL	6-3	350	Fr-RS	Humble, TX (Atascocita)
89	Nathan Figueroa	TE	6-4	250	So-SQ	Brenham, TX (Faith Academy)
91	Tommy Colligan	LB	6-2	230	Fr-RS	San Antonio, TX (Alamo Heights)
92	Malick Sylla	DL	6-6	245	Jr-2L	Katy, TX (Katy)
93	Drew Beltran	DL	6-1	280	Jr-SQ	Longview, TX (Longview)
94	Drake Bhatia	K	5-7	165	Gr-SQ	Houston, TX (Episcopal)
94	Josh Celiscar	DL	6-4	265	Gr-TR	Winter Haven, FL (Winter Haven/UCF)
95	Charlie Shears	DL	6-7	220	Fr-HS	Houston, TX (Second Baptist)
96	Nathan Jackson	DL	6-0	280	Jr-SQ	Red Oak, TX (Red Oak)
97	Alessandro Perez	DL	6-3	230	Fr-SQ	Georgetown, TX (East View)
98	Jesse Chukwu	DL	6-2	230	So-SQ	Cypress, TX (Cypress Falls)
99	Gabriel Brownlow-Dindy	DL	6-3	310	So-2L	Lakeland, FL (Lakeland)
99	Jared Zirkel	K	6-3	205	Sr-TR	Kerrville, TX (Tivy/Georgia)

LAST 10 SINGLE-GAME PERFORMANCES

10+ TACKLES GAME

PLAYER	DATE	OPP.	TACKLES
Sam Mathews	Dec. 27, 2024	vs. Oklahoma State	14
Edgerrin Cooper	Nov. 11, 2023	Mississippi State	11
Edgerrin Cooper	Oct. 7, 2023	Alabama	11
Taurean York	Sept. 23, 2023	Auburn	11
Josh DeBerry	Sept. 2, 202	New Mexico	10
Antonio Johnson	Nov. 26, 2022	LSU	10
Demani Richardson	Nov. 26, 2022	LSU	10
Antonio Johnson	Nov. 12, 2022	at Auburn	10
Jacoby Mathews	Nov. 5, 2022	Florida	15
Jarred Kerr	Nov. 5, 2022	Florida	10

300-YARD PASSING GAME

PLAYER	DATE	OPP.	PASS YDS
Marcel Reed	Dec. 27, 2024	vs. Oklahoma State	361
Max Johnson	Nov. 4, 2023	at Ole Miss	305
Conner Weigman	Sept. 16, 2023	ULM	337
Conner Weigman	Sept. 9, 2023	at Miami	336
Conner Weigman	Oct. 29, 2022	Ole Miss	338
Haynes King	Sept. 3, 2022	Sam Houston	364
Kellen Mond	Oct. 10, 2020	Florida	338
Kellen Mond	Oct. 3, 2020	at Alabama	318
Kellen Mond	Sep. 21, 2019	Auburn	335
Kellen Mond	Sep. 14, 2019	Lamar	317

100-YARD RUSHING GAME

PLAYER	DATE	OPP.	RUSH YDS
Le'Veon Moss	Oct. 5, 2024	vs. Missouri	138
Le'Veon Moss	Sept. 28, 2024	vs. Arkansas	117
Le'Veon Moss	Sept. 14, 2024	at Florida	110
Rueben Owens	Nov. 18, 2023	ACU	106
Le'Veon Moss	Spet. 30, 2023	Arkansas	107
De'Von Achane	Nov. 26, 2022	LSU	215
De'Von Achane	Nov. 5, 2022	Florida	122
De'Von Achane	Oct. 29, 2022	Ole Miss	138
De'Von Achane	Oct. 1, 2022	at Mississippi State	111
De'Von Achane	Sept. 24, 2022	vs. Arkansas	159

100-YARD RECEIVING GAME

PLAYER	DATE	OPP.	REC YDS
Noah Thomas	Sept. 28, 2024	vs. Arkansas	109
Jahdae Walker	Dec. 27, 2024	vs. Oklahoma State	137
Moose Muhammad III	Nov. 18, 2023	ACU	104
Jahdae Walker	Nov. 4, 2023	at Ole Miss	100
Ainias Smith	Oct. 28, 2023	South Carolina	118
Ainias Smith	Sept. 16, 2023	ULM	127
Jahdae Walker	Sept. 16, 2023	ULM	110
Evan Stewart	Sept. 9, 2023	at Miami	142
Evan Stewart	Sept. 2, 2023	New Mexico	115
Evan Stewart	Nov. 5, 2022	Florida	120

10+ RECEPTIONS GAME

PLAYER	DATE	OPP.	REC
Evan Stewart	Sept. 9, 2023	at Miami	11
Christian Kirk	Dec. 29, 2017	vs. Wake Forest	13
Jhamon Ausbon	Dec. 29, 2017	vs. Wake Forest	12
Josh Reynolds	Dec. 28, 2016	vs. Kansas State	12
Christian Kirk	Oct. 1, 2016	at South Carolina	12
Christian Kirk	Dec. 30, 2015	vs. Louisville	10
Josh Reynolds	Dec. 30, 2015	vs. Louisville	11
Speedy Noil	Oct. 11, 2014	Ole Miss	11
Ricky Seals-Jones	Oct. 4, 2014	at Mississippi State	10
Malcome Kennedy	Aug. 28, 2014	at South Carolina	14

200+ ALL-PURPOSE YARDS GAME

PLAYER	DATE	OPP.	A-P YDS
Ainias Smith	Sept. 30, 2023	vs. Arkansas	202
De'Von Achane	Oct. 1, 2022	at Mississippi State	208
Isaiah Spiller	Nov. 2, 2019	UTSA	224
Trayveon Williams	Dec. 31, 2018	vs. NC State	241
Trayveon Williams	Nov. 10, 2018	Ole Miss	243
Trayveon Williams	Oct. 6, 2018	Kentucky	210
Trayveon Williams	Aug. 30, 2018	Northwestern State	242
Christian Kirk	Dec. 29, 2017	vs. Wake Forest	219
Christian Kirk	Nov. 11, 2017	New Mexico	210
Trayveon Williams	Nov. 4, 2017	Auburn	233

LAST TIME ...

ONE 100-YARD RUSHER

by A&M.....138, Le'Veon Moss vs. Missouri (Oct. 7, 2024)
by Opp.118, Ollie Gordon of Oklahoma State (Dec. 27, 2023)

TWO 100-YARD RUSHERS

by A&M.....154, De'Von Achane vs. South Carolina (Oct. 23, 2021)
.....102, Isaiah Spiller vs. South Carolina (Oct. 23, 2021)
by Opp.121, Tank Bigsby of Auburn (Nov. 12, 2022)
.....121, Jarquez Hunter of Auburn (Nov. 12, 2022)

200-YARD RUSHER

by A&M.....215, De'Von Achane vs. LSU (Nov. 26, 2022)
by Opp.205, Quinshon Judkins of Ole Miss (Oct. 29, 2022)

60-YARD RUSH PLAY

by A&M.....75, Le'Veon Moss vs. Missouri (Oct. 5, 2024)
by Opp.61, Quinshon Judkins of Ole Miss (Oct. 29, 2022)

THREE-OR-MORE RUSHING TDs

by A&M.....3, Le'Veon Moss vs. Missouri (Oct. 5, 2024)
by Opp.3, Quinshon Judkins of Ole Miss (Nov. 5, 2023)

TEAM RUSHED FOR 300 YARDS

by A&M.....310 at Florida (Sept. 14, 2024)
by Opp.390 by Ole Miss (Oct. 29, 2022)

TEAM RUSHED FOR LESS THAN 100 YARDS

by A&M.....73 vs. Oklahoma State (Dec. 27, 2023)
by Opp.68 by Missouri (Oct. 5, 2024)

300-YARD PASSER

by A&M.....361, Marcel Reed vs. Oklahoma State (Dec. 27, 2023)
by Opp.402, Alan Bowman of Oklahoma State (Dec. 27, 2023)

400-YARD PASSER

by A&M.....430, Kellen Mond vs. Clemson (Sept. 8, 2018)
by Opp.402, Alan Bowman of Oklahoma State (Dec. 27, 2023)

SCORED ON OVER A 50-YARD PASS PLAY

by A&M.....58 yds, Noah Thomas from Marcel Reed vs. Arkansas (Sept. 28, 2024)
by Opp.59, Theo Wease from Brady Cook of Missouri (Oct. 5, 2024)

30 PASS COMPLETIONS

by A&M.....33, Marcel Reed vs. Oklahoma State (Dec. 27, 2023)
by Opp.31, Will Rogers of Mississippi State (Oct. 1, 2022)

40 PASS ATTEMPTS

by A&M.....42, Max Johnson at Ole Miss (Nov. 4, 2023)
by Opp.41, Taylen Green of Arkansas (Sept. 28, 2024)

THREE TD PASSES

by A&M.....5, Conner Weigman vs. New Mexico (Sept. 2, 2023)
by Opp.4, Jayden Daniels of LSU (Nov. 25, 2023)

FOUR-OR-MORE TD PASSES

by A&M.....5, Conner Weigman vs. New Mexico (Sept. 2, 2023)
by Opp.4, Jayden Daniels of LSU (Nov. 25, 2023)

100-YARD RECEIVER

by A&M.....109, Noah Thomas vs. Arkansas (Sept. 28, 2024)
by Opp.120, Isaac TeSlaa of Arkansas (Sept. 28, 2024)

TWO 100-YARD RECEIVERS

by A&M.....127, Ainius Smith vs. ULM (Sept. 16, 2023)
.....110, Jahdae Walker vs. ULM (Sept. 16, 2023)
by Opp.164, Rashod Owens of Oklahoma State (Dec. 27, 2023)
.....152, Brennan Presley of Oklahoma State (Dec. 27, 2023)

10-OR-MORE RECEPTIONS

by A&M.....11, Evan Stewart at Miami (Sept. 9, 2023)
by Opp.16, Brennan Presley of Oklahoma State (Dec. 27, 2023)
.....10, Rashod Owens of Oklahoma State (Dec. 27, 2023)

10-OR-MORE RECEIVERS

by A&M.....10 vs. Missouri (Oct. 5, 2024)
by Opp.11 by McNeese (Sept. 7, 2024)

FOUR FIELD GOALS

by A&M.....4, Randy Bond vs. Bowling Green (Sept. 21, 2024)
by Opp.4, Rodrigo Blankenship of Georgia (Nov. 23, 2019)

50-YARD FIELD GOAL

by A&M.....51, Randy Bond vs. Oklahoma State (Dec. 27, 2023)
by Opp.52 and 50, Cam Little of Arkansas (Sept. 30, 2023)

60-YARD FIELD GOAL

by A&M.....62, Terence Kitchens vs. Southern Miss (Sept. 25, 1999)

RECORDED A BLOCKED PUNT

by A&M.....Jahdae Walker at Miami (1st Qtr) (Sept. 9, 2023)
by Opp.Trey Johnson of Bowling Green (3rd Qtr) (Sept. 21, 2024)

RECORDED A BLOCKED FIELD GOAL ATTEMPT

by A&M.....Shemar Turner vs. Mississippi State (4th Qtr) (Nov. 11, 2023)
by Opp.Zxavian Harris of Ole Miss (4th Qtr) (Nov. 4, 2023)

A BLOCKED FIELD GOAL WAS RETURNED FOR A TD

by A&M.....75 yards, Jacoby Mathews at Ole Miss (Nov. 4, 2023)
by Opp.50 yards, Decamerion Richardson of Mississippi State (Oct. 2, 2022)

A KICKOFF WAS RETURNED FOR A TD

by A&M.....95 yards, De'Von Achane vs. App State (Sept. 10, 2022)
by Opp.98 yards, Brashard Smith of Miami (Sept. 9, 2023)

OPENING KICKOFF WAS RETURNED FOR A TD

by A&M.....100 yards, Jashaun Corbin vs. Arkansas (Sept. 29, 2018)
by Opp.94 yards, Zavion Thomas of Mississippi State (Nov. 11, 2023)

PUNT RETURN FOR A TD

by A&M.....82 yards, Ainius Smith vs. Arkansas (Sept. 30, 2023)
by Opp.39 yards, Dee Williams of Tennessee (Oct. 14, 2023)

BLOCKED PUNT RETURN FOR A TD

by A&M.....Charles Oliver vs. Wake Forest, 0 yards (Dec. 29, 2017)
by Opp.King Mwikuta of Alabama, 0 yards (Oct. 9, 2021)

INTERCEPTION RETURNED FOR A TD

by A&M.....Bryce Anderson at Florida, 45 yds (Sept. 14, 2024)
by Opp.Cirby Coheley of ACU, 51 yards (Nov. 18, 2023)

FUMBLE RECOVERY FOR A TD

by A&M.....Shemar Stewart vs. Mississippi State, 43 yards (Nov. 11, 2023)
by Opp.Eugene Asante of Auburn, 67 yards (Sept. 23, 2023)

A TEAM SCORED A SAFETY

by A&M.....vs. Alabama in College Station (Oct. 7, 2017)
.....(Gillaspia blocked punt out of endzone)
by Opp.by Alabama in College Station (Oct. 7, 2023)
.....(tackle in the end zone)

OVERTIME HISTORY

(14-6 OVERALL, 9-3 HOME, 1-2 AWAY, 4-1 NEUTRAL)

Nov. 1, 1997	A&M 28, Oklahoma State 25	1 OT	College Station
Dec. 5, 1998	A&M 36, Kansas State 33	2 OT	St. Louis (Big 12 Championship)
Dec. 31, 2000	Mississippi State 43, A&M 41	1 OT	Shreveport, La. (Independence Bowl)
Oct. 5, 2002	Texas Tech 48, A&M 47	1 OT	College Station
Nov. 16, 2002	Missouri 33, A&M 27	2 OT	College Station
Oct. 23, 2004	A&M 29, Colorado 26	1 OT	College Station
Oct. 30, 2004	Baylor 35, A&M 34	1 OT	Waco, Texas
Nov. 13, 2004	A&M 32, Texas Tech 25	1 OT	College Station
Oct. 1, 2005	A&M 16, Baylor 13	1 OT	College Station
Oct. 21, 2006	A&M 34, Oklahoma State 33	1 OT	Stillwater, Okla.
Sept. 8, 2007	A&M 47, Fresno State 45	3 OT	College Station
Oct. 29, 2011	Missouri 38, A&M 31	1 OT	College Station
Nov. 11, 2011	Kansas State 53, A&M 50	4 OT	Manhattan, Kan.
Sept. 27, 2014	A&M 35, Arkansas 28	1 OT	Arlington, Texas
Sept. 26, 2015	A&M 28, Arkansas 21	1 OT	Arlington, Texas
Sept. 3, 2016	A&M 31, UCLA 24	1 OT	College Station
Oct. 8, 2016	A&M 45, Tennessee 38	2 OT	College Station
Sept. 23, 2017	A&M 50, Arkansas 43	1 OT	Arlington, Texas
Oct. 6, 2018	A&M 20, Kentucky 14	1 OT	College Station
Nov. 22, 2018	A&M 74, LSU 72	7 OT	College Station

INDIVIDUAL 2024 SEASON & CAREER HIGHS

Italics denotes stats from previous school

OFFENSE

#6 - CYRUS ALLEN

5 vs. McNeese **Rec.** 7, 2x, last vs. Sam Houston, 2023
 81 at Florida **Rec. Yds.** 170 vs. Sam Houston, 2023
 1 at Florida **Rec. TDs** 2 vs. Missouri, 2022
 73 at Florida **Long Play** 85 at UTEP, 2023

#1 - JABRE BARBER

3, 2x, last vs. Missouri **Rec.** 10, 2x, last vs. Duke, 2023
 23 vs. Arkansas **Rec. Yds.** 160 at Texas State, 2023
 n/a **Rec. TDs** 1, 10x, last vs. Louisiana, 2023
 13, 2x, last vs. Missouri **Long Play** 60 vs. Marshall, 2022

#7 - MOOSE MUHAMMAD III

2 vs. McNeese **Rec.** 8 vs. Ole Miss, 2022
 23 vs. McNeese **Rec. Yds.** 119 at Mississippi State, 2022
 1 vs. McNeese **Rec. TDs** 1, 11x, last vs. McNeese, 2024
 20, 2x, last at Florida **Long Play** 49 vs. ACU, 2023

#3 - NOAH THOMAS

6 vs. Arkansas **Rec.** 6, 2x, last vs. Arkansas, 2024
 109 vs. Arkansas **Rec. Yds.** 109 vs. Arkansas, 2024
 1, 2x, last vs. Arkansas **Rec. TDs** 3 vs. New Mexico, 2023
 58 vs. Arkansas **Long Play** 58 vs. Arkansas, 2024

#9 - JAHDAE WALKER

6 vs. Notre Dame **Rec.** 8 at Ole Miss, 2023
 55 vs. Missouri **Rec. Yds.** 137 vs. Oklahoma St., 2023
 1 vs. Bowling Green **Rec. TDs** 1, 2x, last vs. Mississippi St., 2023
 40 vs. Missouri **Long Play** 40, 2x, last vs. Missouri 2024

#84 - TRE WATSON

2 vs. Bowling Green **Rec.** 5, 2x, last at Utah St., 2023
 20 vs. Bowling Green **Rec. Yds.** 76 at Utah St., 2023
 1 vs. Arkansas **Rec. TDs** 2 at Utah St., 2023
 18 vs. Notre Dame **Long Play** 28 at Utah St., 2023

#2 - TERRY BUSSEY

..... **Rush** 2 at Florida, 2024
 **Rush Yds** 65 vs. McNeese, 2024
 **Rush TDs** 1 vs. McNeese, 2024
 **Long Play** 65 vs. McNeese, 2024
 **Rec.** 3 vs. Missouri, 2024
 **Rec. Yds** 76 vs. Missouri, 2024
 **Rec. TDs** n/a
 **Long Play** 33 vs. Missouri, 2024

#5 - AMARI DANIELS

13 at Florida **Rush** 18 at Miami, 2023
 75 vs. McNeese **Rush Yds** 85 vs. Auburn, 2023
 2, 2x, last vs. Missouri **Rush TDs** 2, 2x, last vs. Missouri, 2024
 25 vs. Missouri **Long Play** 79 vs. Auburn, 2023
 2 vs. Missouri **Rec.** 4 at Miami, 2023
 22 at Florida **Rec. Yds** 34 vs. Oklahoma St., 2023
 n/a **Rec. TDs** n/a
 22 at Florida **Long Play** 34 vs. Oklahoma St., 2023

#8 - LE'VEON MOSS

20 vs. Notre Dame **Rush** 20 vs. Notre Dame, 2024
 138 vs. Missouri **Rush Yds.** 138 vs. Missouri, 2024
 3 vs. Missouri **Rush TDs** 3 vs. Missouri, 2024
 75 vs. Missouri **Long Play** 75 vs. Missouri, 2024
 2, 2x, last vs. Missouri **Rec.** 3 vs. Arkansas, 2023
 35 vs. Missouri **Rec. Yds** 35 vs. Missouri, 2024
 n/a **Rec. TDs** n/a
 20 vs. Bowling Green **Long Play** 20 vs. Bowling Green, 2024

#22 - EJ SMITH

6, 2x, last vs. Missouri **Rush** 19 vs. USC, 2022
 26 vs. Missouri **Rush Yds** 118 vs. Colgate, 2022
 n/a **Rush TDs** 2 vs. Colgate, 2022
 14 vs. Notre Dame **Long Play** 87 vs. Colgate, 2022

#15 - CONNER WEIGMAN

18 vs. Missouri **Comp.** 31 at Miami, 2023
 30 vs. Notre Dame **Att.** 53 at Miami, 2023
 276 vs. Missouri **Pass Yds.** 338 vs. Ole Miss, 2022
 2 vs. McNeese **Pass TD** 5 vs. New Mexico, 2023
 40 vs. Missouri **Long Pass** 45 vs. UMass, 2022
 7 vs. Notre Dame **Rushes** 8, 2x, last vs. UMass, 2022
 39 vs. McNeese **Rush Yds** 66 vs. UMass, 2022
 n/a **Rush TD** 1, 2x, last vs. ULM, 2023
 18 vs. McNeese **Long Rush** 32 vs. UMass, 2022

#10 - MARCEL REED

16 vs. Bowling Green **Comp.** 20 vs. Oklahoma St., 2023
 29 vs. Bowling Green **Att.** 33 vs. Oklahoma St., 2023
 178 at Florida **Pass Yds.** 361 vs. Oklahoma St., 2023
 2, 3x, last vs. Arkansas **Pass TD** 2, 3x, last vs. Arkansas, 2024
 73 at Florida **Long Pass** 73 at Florida, 2024
 13 at Florida **Rush** 13 at Florida, 2024
 91 vs. Bowling Green **Rush Yds.** 91 vs. Bowling Green, 2024
 1, 2x, last vs. Arkansas **Rush TDs** 1, 3x, last vs. Arkansas, 2024
 31 at Florida **Long Play** 31 at Florida, 2024

DEFENSE

#1 - BRYCE ANDERSON

2, 3x, last vs. Bowling Green **Tackles** 8, 4x, last vs. Oklahoma St., 2023
 1.0 vs. Notre Dame **TFL** 2.0, 2x, last vs. Auburn, 2023
 n/a **Sack** 1.0 vs. South Carolina, 2023
 n/a **FF** 1, 2x, last vs. Auburn, 2023
 n/a **FR** 2 at South Carolina, 2022
 1 at Florida **PBU** 2 Arkansas, 2023
 1 at Florida **INT** 1, 2x, last at Florida, 2024
 n/a **QBH** 1, 3x, last vs. ACU, 2023

#25 - DALTON BROOKS

7 vs. Arkansas **Tackles** 7, 2x, last vs. Arkansas, 2024
 2.0 vs. Arkansas **TFL** 2.0 vs. Arkansas, 2024
 1 at Florida **PBU** 1 at Florida, 2024
 n/a **INT** 1 vs. Oklahoma St., 2023

#22 - SOLOMON DESHIELDS

3 vs. McNeese **Tackles** 8, 2x, last at Virginia Tech, 2023
 0.5 at Florida **TFL** 2.5 at Virginia Tech, 2023
 0.5 at Florida **Sack** 1.0, 6x, last vs. Louisville, 2023
 n/a **FR** 1 vs. UCLA, 2022
 n/a **PBU** 1, 4x, last at Duke, 2023
 1, 2x, last vs. Arkansas **QBH** 2 vs. Florida State, 2023

#13 - DJ HICKS

3 vs. McNeese **Tackles** 3, 4x, last vs. McNeese, 2024
 1.0, 2x, last vs. Missouri **TFL** 1.0, 3x, last vs. Missouri, 2024
 1.0 vs. Missouri **Sack** 1.0 vs. Missouri, 2024

#8 - JAYDON HILL

3, 3x, last vs. Bowling Green **Tackles** 7 at LSU, 2023
 1.0, 2x, last vs. Arkansas **TFL** 1.0, 5x, last vs. Arkansas, 2024
 1.0 vs. Arkansas **Sack** 1.0, 3x, last vs. Arkansas, 2024
 1 vs. Arkansas **FF** 1 vs. Arkansas, 2024
 1 vs. Arkansas **FR** 1, 3x, last vs. Arkansas, 2024
 n/a **PBU** 3, 2x, last vs. Oklahoma, 2021
 n/a **INT** 2 vs. Missouri, 2022
 1 vs. Missouri **QBH** 1, 2x, last vs. Arkansas, 2023

#18 - CASHIUS HOWELL

4 at Florida **Tackles** 5 at Miami (OH), 2021
 1.0 at Florida **TFL** 2.0, 3x, last vs. Toledo, 2023
 1.0 at Florida **Sack** 2.0, 3x, last vs. Toledo, 2023
 n/a **FF** 1 vs. Ohio, 2023
 n/a **FR** 1 at Central Michigan, 2022
 1 vs. Arkansas **PBU** 1, 3x, last vs. Arkansas, 2024
 1, 3x, last vs. Missouri **QBH** 1, 9x, last vs. Missouri, 2024

#9 - TREY JONES III

5 vs. Notre Dame **Tackles** 16 vs. Buffalo, 2022
 n/a **TFL** 2.0 at Toledo, 2022
 n/a **FF** 1 vs. Eastern Michigan, 2023
 n/a **FR** 1 vs. FIU, 2023
 n/a **INT** 1, 3x, last vs. Akron, 2023
 1 vs. McNeese **PBU** 1, 6x, last vs. McNeese, 2024
 n/a **Blk** 1 at Eastern Michigan, 2022
 1 vs. Bowling Green **QBH** 1 vs. Bowling Green, 2024

#15 - RYLAN KENNEDY

4 vs. McNeese **Tackles** 4 vs. McNeese, 2024
 n/a **PBU** 1 vs. Oklahoma St., 2023
 2 at Florida **QBH** 2 at Florida, 2024

#26 - WILL LEE III

9 vs. Notre Dame **Tackles** 9, 2x, last vs. Notre Dame, 2024
 0.5 vs. Notre Dame **TFL** 1.5 vs. Troy, 2023
 n/a **FF** 1 vs. Houston, 2023
 n/a **FR** 1 at Texas, 2023
 1 vs. McNeese **INT** 1, 3x, last vs. McNeese, 2024
 4 vs. Arkansas **PBU** 4 vs. Arkansas, 2024

#3 - MARCUS RATCLIFFE

5, 2x, last vs. Arkansas **Tackles** 6, 3x, last vs. Fresno St., 2023
 1.0 at Florida **TFL** 1.0, 2x, last at Florida, 2024
 1 at Florida **FF** 1 at Florida, 2024
 1, 3x, last vs. Bowling Green **INT** 1, 4x, last vs. Bowling Green, 2024
 n/a **PBU** 1 vs. Fresno St., 2023
 1 vs. Notre Dame **QBH** 1, 2x, last vs. Notre Dame, 2024

#17 - ALBERT REGIS

3, 2x, last vs. Missouri **Tackles** 6, 2x, last vs. UMass, 2022
 0.5, 2x, last vs. Missouri **TFL** 1.5, 2x, last vs. Arkansas, 2023
 0.5 vs. Missouri **Sack** 1 vs. vs. Arkansas, 2023
 1 vs. Missouri **PBU** 1, 2x, last vs. Missouri 2024
 1 vs. Arkansas **QBH** 1, 2x, last vs. Arkansas, 2023
 n/a **Blk** 1 vs. Miami, 2022

#10 - DEZZ RICKS

..... **Tackles** 5 vs. Arkansas, 2024
 **TFL** 1.0 vs. Notre Dame, 2024
 **INT** 1 vs. Arkansas, 2024
 **PBU** 1 vs. Arkansas, 2024

#27 - DAYMION SANFORD

4 vs. Missouri **Tackles** 4 vs. Missouri, 2024
 1.0, 2x, last vs. Missouri **TFL** 1.0, 2x, last vs. Missouri, 2024
 1.0 vs. Missouri **Sack** 1.0 vs. Missouri, 2024
 1 vs. McNeese **PBU** 1 vs. McNeese, 2024
 1 vs. Arkansas **QBH** 1 vs. Arkansas, 2024

#11 - NIC SCOURTON

6 vs. Bowling Green **Tackles** 10 at Nebraska, 2023
 4.0 vs. Arkansas **TFL** 4.0 vs. Arkansas, 2024
 2.0 vs. Arkansas **Sack** 2.0, 3x, last vs. Arkansas, 2024
 1 vs. Arkansas **FF** 1, 3x, last vs. Arkansas, 2024
 1, 2x, last vs. Arkansas **PBU** 1, 5x, last vs. Arkansas, 2024
 1, 4x, last vs. Missouri **QBH** 2 at Iowa, 2023

#4 - SHEMAR STEWART

5 at Florida **Tackles** 5, 2x, last at Florida, 2024
 1.0 vs. Bowling Green **TFL** 1.0, 5x, last vs. Bowling Green, 2024
 1.0 vs. Bowling Green **Sack** 1.0, 3x, last vs. Bowling Green, 2024
 1 vs. Arkansas **FF** 1 vs. Arkansas, 2024
 n/a **FR** 1, 2x, last vs. Mississippi St., 2023
 n/a **PBU** 2 vs. Sam Houston, 2022
 1, 4x, last vs. Arkansas **QBH** 2, 3x, last vs. Oklahoma St., 2023

#14 - JAYVON THOMAS

3 at Florida **Tackles** 6 vs. Oklahoma St., 2023
 1.0 vs. Arkansas **TFL** 1 vs. Arkansas, 2024
 1 at Florida **INT** 1 at Florida, 2024

#5 - SHEMAR TURNER

7 vs. Notre Dame **Tackles** 7 vs. Notre Dame, 2024
 2.0 vs. Bowling Green **TFL** 2.5 vs. Arkansas, 2023
 1.0 vs. Bowling Green **Sack** 1.5, 2x, last vs. South Carolina, 2023
 n/a **FF** 1, 2x, last vs. ULM, 2023
 1 vs. Arkansas **QBH** 1, 8x, last vs. Arkansas, 2024
 n/a **Block** 1, 2x, last vs. Mississippi St., 2023

#0 - SCOOPY WILLIAMS

7 vs. Bowling Green **Tackles** 8, 2x, last vs. Arkansas, 2023
 1.0, 2x, last vs. Arkansas **TFL** 1.0, 7x, last vs. Arkansas, 2024
 n/a **Sack** 1.0 vs. McNeese, 2023
 n/a **FF** 1, 2x, last Arkansas, 2023
 1 vs. Arkansas **FR** 1 vs. Arkansas, 2024
 1 vs. Bowling Green **PBU** 1 vs. Bowling Green, 2024
 2 vs. Missouri **QBH** 2 vs. Missouri, 2024

#21 - TAUREAN YORK

9 vs. Notre Dame **Tackles** 11 vs. Auburn, 2023
 1.0 vs. Missouri **TFL** 2.5 at Tennessee, 2023
 1.0 vs. Missouri **Sack** 1.0, 3x, last vs. Missouri, 2024
 n/a **FF** 1 at Tennessee, 2023
 1 vs. Bowling Green **PBU** 1 vs. Bowling Green, 2024
 1 vs. Arkansas **QBH** 1, 6x, last vs. Arkansas, 2024

SPECIAL TEAMS

#2 - TERRY BUSSEY

..... **KO Return** 2 vs. Notre Dame, 2024
 **Return Yds** 41 vs. Notre Dame, 2024
 **Long Return** 24 vs. Notre Dame, 2024
 **Punt Return** 2 vs. Notre Dame, 2024
 **Return Yds** 18 vs. Notre Dame, 2024
 **Long Return** 10 vs. Notre Dame, 2024

#47 - RANDY BOND

4 vs. Bowling Green **FG Made** 4, 2x, last vs. Bowling Green, 2024
 49 vs. Notre Dame **Long FG Made** 52, 3x, last vs. Mississippi St., 2023
 7 vs. McNeese **PAT** 7, 2x, last vs. McNeese, 2024
 14 vs. Bowling Green **Points** 16 vs. ULM, 2023

WEIGMAN GAME-BY-GAME

2022

Opponent	Rushing				Passing				Total	
	No.	Yds.	TD	LG	C-A-I	Yds.	TD	LG	OFF	TDR
9/3 Sam Houston	--	DNP	--							
9/10 Appalachian State	--	DNP	--							
9/17 Miami	--	DNP	--							
9/24 Arkansas	--	DNP	--							
10/1 at Mississippi State	--	DNP	--							
10/8 at Alabama	--	DNP	--							
10/22 at South Carolina	1	2	0	2	8-15-0	91	0	24	93	0
10/29 Ole Miss	3	4	0	13	28-44-0	338	4	36	351	4
11/5 Florida	--	DNP	--							
11/12 at Auburn	8	4	0	10	14-36-0	121	1	25	125	1
11/19 UMass	8	66	0	32	11-19-0	191	1	45	257	1
11/26 LSU	7	21	0	12	12-18-0	155	2	39	176	2
2022 Total (5 GP)	27	97	0	32	73-132-0	896	8	45	1,002	8

2023

Opponent	Rushing				Passing				Total	
	No.	Yds.	TD	LG	C-A-I	Yds.	TD	LG	OFF	TDR
9/2 New Mexico	3	22	0	17	18-23-0	236	5	35	258	5
9/9 at Miami	5	29	1	13	31-53-2	336	2	44	365	3
9/16 ULM	3	18	1	19	25-29-0	337	1	37	356	2
9/23 Auburn	1	-6	0	0	8-14-0	70	0	26	64	0
9/30 vs. Arkansas	--	DNP	--							
10/7 Alabama	--	DNP	--							
10/14 at Tennessee	--	DNP	--							
10/28 South Carolina	--	DNP	--							
11/4 at Ole Miss	--	DNP	--							
11/11 Mississippi State	--	DNP	--							
11/18 ACU	--	DNP	--							
11/25 at LSU	--	DNP	--							
12/27 vs. Oklahoma State	--	DNP	--							
2023 Total (4 GP)	12	63	2	19	82-119-2	979	8	44	1,043	10

2024

Opponent	Rushing				Passing				Total	
	No.	Yds.	TD	LG	C-A-I	Yds.	TD	LG	OFF	TDR
8/31 No. 7 Notre Dame	7	26	0	9	12-30-2	100	0	18	126	0
9/7 McNeese	4	39	0	18	11-14-0	125	2	20	164	2
9/14 at Florida	--	DNP	--							
9/21 Bowling Green	--	DNP	--							
9/28 vs. Arkansas	--	DNP	--							
10/5 No. 9 Missouri	5	33	0	15	18-22-0	276	0	40	309	0
10/19 at Mississippi State										
10/26 LSU										
11/2 at South Carolina										
11/16 New Mexico State										
11/23 at Auburn										
11/30 Texas										
2024 Total (3 GP)	16	98	0	18	41-66-2	501	2	40	599	2
Career Total (12 GP)	55	258	2	32	196-317-4	2,376	18	45	2,634	20



CONNER WEIGMAN

QB - SO-1L - CYPRESS, TEXAS [BRIDGELAND]

- As the Maroon & White signal caller, Weigman has showcased great poise and command of the pocket to go along with elite arm accuracy.
- In the offseason, Weigman was named to the Johnny Unitas Golden Arm Award, Maxwell Award and Walter Camp Award Preseason Watch Lists. The Aggie signal caller also spent time over the summer at the Manning Passing Academy.
- Weigman returned to action for the first time since week two and delivered a statement win for the Aggies over No. 9 Missouri. He was efficient, completing 18-of-22 passes for 276 yards and also added five rushes for 33 yards. Weigman's performance helped the Maroon & White to their largest win over an AP Top 10 opponent in program history.
- In just 12 career games, Weigman has accounted for 20 total touchdowns and has only turned the ball over four times. He is currently climbing his way through the Texas A&M record books, ranking 19th all-time in passing touchdowns (18), 19th in career completions (196) and 22nd in career passing yards (2,376).
- Weigman was sharp in the win over McNeese, guiding the Aggies to touchdowns on all five of his drives. The signal caller finished his day 11-of-14 for 125 yards and two touchdowns to go along with 39 yards on the ground.
- Weigman put together the most efficient passing game of his career against ULM in 2023, completing 25-of-29 passes (86.2 percent) for 337 yards and a score. The 86.2 percent was the highest clip by an Aggie quarterback in program history.
- He set career highs with 31 completions and 53 attempts at Miami while coming up just 2 yards shy of his career best with 336 yards in the air. The 53 pass attempts were the most by an Aggie since Kenny Hill (2013-14) also put it up 53 times in 2014. The 31 completions were the most by an Aggie since Nick Starkel (2017-18) completed 42 against Wake Forest in 2017.
- Weigman has thrown only four interceptions in 295 career attempts, with his first coming on his 179th attempt, surpassing the previous Aggie best in that category, held by Johnny Manziel (2012-13), who opened his career with 133 throws without a pick.
- In the 2023 season opener against New Mexico, Weigman threw a career-high five touchdown passes, the most in a regulation game by an Aggie QB since Manziel in 2013. That tally is tied for fifth on Texas A&M's single-game chart.
- Weigman made his collegiate debut in the fourth quarter at South Carolina in 2022 and made his first career start under center against Ole Miss one week later.
- Against Ole Miss, Weigman finished with a career-best 338 yards on 28-of-44 passing and four touchdowns. His passing yards were the most in a game by a true freshman in program history and his four passing TDs were the most in a game since Kellen Mond (2017-20) threw four against South Carolina in 2020.
- After helping lead the Aggies to a pair of wins to close out 2022, including a victory over No. 6 LSU, Weigman was named an ESPN Freshman All-American.
- Weigman was a highly touted 4-star prospect out of Bridgeland High School and was rated the No. 1 quarterback by Rivals and ESPN. He was named a 2022 Under Armour All-American. Weigman was a multi-sport athlete that was also rated as one of the top baseball prospects in Texas.

REED GAME-BY-GAME

2023

Opponent	Rushing				Passing				Total	
	No.	Yds.	TD	LG	C-A-I	Yds.	TD	LG	OFF	TDR
9/2 New Mexico	--	DNP	--							
9/9 at Miami	--	DNP	--							
9/16 ULM	--	DNP	--							
9/23 Auburn	--	DNP	--							
9/30 vs. Arkansas	--	DNP	--							
10/7 Alabama	--	DNP	--							
10/14 at Tennessee	--	DNP	--							
10/28 South Carolina	--	DNP	--							
11/4 at Ole Miss	--	DNP	--							
11/11 Mississippi State	3	16	0	13	0-2-0	0	0	0	13	0
11/18 ACU	0	0	0	0	1-1-0	13	1	13	13	1
11/25 at LSU	--	DNP	--							
12/27 Oklahoma State	10	29	1	20	20-33-1	361	0	40	390	1
2023 Total (3 GP)	13	45	1	20	21-36-1	374	1	40	419	2

2024

Opponent	Rushing				Passing				Total	
	No.	Yds.	TD	LG	C-A-I	Yds.	TD	LG	OFF	TDR
8/31 No. 7 Notre Dame	--	DNP	--							
9/7 McNeese	7	43	0	12	5-11-0	71	0	31	114	0
9/14 at Florida	13	83	1	31	11-17-0	178	2	73	261	3
9/21 Bowling Green	12	91	0	18	16-29-0	173	2	29	264	2
9/28 vs. Arkansas	10	13	1	13	11-22-0	163	2	58	176	3
10/5 Missouri	1	-4	0	0	0-0-0	0	0	0	0	0
10/19 at Mississippi State										
10/26 LSU										
11/2 at South Carolina										
11/16 New Mexico State										
11/23 at Auburn										
11/30 Texas										
2024 Total (5 GP)	43	226	2	31	43-79-0	585	6	73	815	8
Career Total (8 GP)	56	271	3	31	64-115-1	959	7	73	1234	10



MARCEL REED

QB • FR-1L • NASHVILLE, TENN. [MONTGOMERY BELL]

- A dual-threat quarterback, Reed worked his way into the No. 2 spot during camp and has emerged as the starter for the last three weeks. In his three starts, the Aggies are 3-0 and averaging 26.7 points per game.
- Reed enters the week leading all SEC quarterbacks in yards per carry (5.5) and sits third in rushing yards per game (57.5).
- Reed threw for multiple touchdowns for the third consecutive game in the win over Arkansas. The dynamic quarterback also rushed for a score, marking the second time in his career that he has thrown for two touchdowns and rushed for one.
- Reed became the first Aggie quarterback to rush for 75 yards or more in back-to-back games since Kellen Mond in 2019 after racking up a career-high 91 yards in the win against Bowling Green. He also became the first Texas A&M quarterback to throw for two touchdowns and rush for 80-plus yards in consecutive games since Johnny Manziel in 2012.
- In the win at Florida, Reed completed 11-of-17 passes for 178 yards and two scores. On the ground, he added 83 yards on 13 carries and one touchdown. Reed became the first Aggie freshman quarterback to pass for 175-plus and rush for 75-plus yards in a game since Kellen Mond in 2017.
- His performance garnered him SEC Freshman of the Week honors and helped the Maroon & White snap a 10-game road losing streak.
- With Reed at the helm in the win over Florida, the Texas A&M offense provided plenty of fireworks as they recorded 10 rushes of 10-plus yards and completed five passes of 15-plus yards. He also guided the Aggies to a pair of 90-plus yard scoring drives, including a 99-yard drive in the second quarter.
- Reed made three appearances during his freshman campaign, including the Texas Bowl in which he completed 20-of-33 passes for 361 yards to go along with 29 yards rushing and a touchdown. He threw his first collegiate touchdown in the win over Abilene Christian, connecting with Jaden Platt for a 13-yard score.
- Reed was rated as a 4-star prospect by 247 Sports, Rivals and ESPN coming out of Montgomery Bell Academy. In 2023, he was named Mr. Football in Tennessee.
- He finished his high school career with 6,357 yards passing and 62 touchdowns. On the ground, Reed compiled 2,277 yards and 38 scores. He helped his team to back-to-back state championship game appearances during his junior and senior season.

MOSS GAME-BY-GAME

2023

	Opponent	Att.	Yds	TD	Long	Rec.	Yds	TD	Long
9/2	New Mexico	6	26	1	11	0	0	0	0
9/9	at Miami	-- DNP --							
9/16	ULM	8	46	0	17	1	8	0	8
9/23	Auburn	15	97	1	36	1	-1	0	0
9/30	vs. Arkansas	17	107	0	30	3	27	0	12
10/7	Alabama	16	49	1	9	1	11	0	11
10/14	at Tennessee	15	62	0	19	1	19	0	19
10/28	South Carolina	-- DNP --							
11/4	at Ole Miss	9	52	1	13	2	4	0	3
11/11	Mississippi State	-- DNP --							
11/18	ACU	1	0	0	0	0	0	0	0
11/25	at LSU	9	45	1	11	2	16	0	9
12/27	vs. Oklahoma State	-- DNP --							
2023 Total (9 GP)		96	484	5	36	11	84	0	19

2024

	Opponent	Att.	Yds	TD	Long	Rec.	Yds	TD	Long
8/31	No. 7 Notre Dame	20	70	1	12	2	13	0	8
9/7	McNeese	9	84	2	31	0	0	0	0
9/14	at Florida	18	110	0	27	0	0	0	0
9/21	Bowling Green	16	90	0	15	1	20	0	20
9/28	vs Arkansas	13	117	0	30	0	0	0	0
10/5	Missouri	12	138	3	75	2	35	0	18
10/19	at Mississippi State								
10/26	LSU								
11/2	at South Carolina								
11/16	New Mexico State								
11/23	at Auburn								
11/30	Texas								
2024 Total (6 GP)		88	609	6	75	5	68	0	20
Career (22 GP)		211	1207	12	75	17	160	0	20



LE'VEON MOSS

RB • JR-2L • WALKER, LA. [ISTROUMA COLLEGE PREP]

- After a strong offseason saw Moss take the reins as the lead back, he has been the driving force behind a powerful running attack that ranks ninth nationally and second in the SEC with 232.3 yards per game. In four of the last five games, Moss and the Aggies have surpassed 200 yards on the ground.
- Moss currently leads the SEC in rush yards per carry (6.9) and ranks inside the top-10 in all-purpose yards (112.8), rushing yards (609), rushing yards per game (101.5) and rushing touchdowns (6). He enters the Mississippi State game with back-to-back 100-yard performances and has surpassed the century mark three times this season.
- For the second straight week, Moss set a new career-high on the ground as the junior rushed for 138 yards on 12 carries and found the end zone three times in a dominating victory over No. 9 Missouri. Moss' three rushing touchdowns were the most by an Aggie since Isaiah Spiller in 2019. In the win, Moss also registered a career-best 173 all-purpose yards, adding 35 receiving yards.
- In the win over Arkansas, Moss took over the game late as the junior racked up 90 of his 117 yards in the fourth quarter. He sparked the Aggies lone scoring drive of the second half, rushing for 46 yards to set up the go-ahead touchdown pass from Marcel Reed to Tre Watson.
- His performance against the Razorbacks marked his third career 100-yard rushing game and second against Arkansas. Moss also surpassed 1,000 yards rushing in the win, cracking the Texas A&M top 50.
- In the win at Florida, Moss compiled 110 yards on 18 carries, marking the second 100-yard game of his career and first of the season. Moss showed off his strength in the win, recording 84 yards after contact.
- Against McNeese, Moss found paydirt twice on the ground, marking the first multi-touchdown game of his career.
- In 2023, Moss led the team in average rushing yards per game (53.8) and ranked second in total yards rushed (484) and rushing touchdowns (5) in nine games.
- Moss recorded his first career 100-yard game in a win over Arkansas, totaling 107 yards on 17 carries. He also added three catches for 27 yards in the victory.
- In the win over Auburn, Moss logged a team-high 97 yards on 15 carries and a touchdown. The performance sparked a four-game stretch of tallying 15-plus carries for Moss.
- As a freshman, Moss played in seven games and earned the Top Offensive Newcomer Award, Attitude Award and Toughness Award at the annual team banquet.
- At Istrouma College Prep High School, Moss registered 1,754 rushing yards and 23 touchdowns, including 16 in his junior season. He was rated as a 4-star recruit according to all three major outlets.
- He earned 2022 Under Armour All-American honors and was named to the 2022 Polynesian Bowl selection.



NOAH THOMAS

WR • JR-2L • PEARLAND, TEXAS [CLEAR SPRINGS]

- A red zone weapon, Thomas stands as the tallest member of the Aggie receiving corps at 6-6 and boasts a wealth of game/SEC experience among the position room. On the season, Thomas leads the team with 11 Money Receptions.
- Thomas was the go-to option for the Aggies in the win over Arkansas, logging the first 100-yard game of his career with 109 on a career-high tying six catches. He also recorded a career-long 58-yard touchdown catch, marking the ninth of his career and second of the season. The touchdown moved him into a tie for 26th in program history with Speedy Noil (2014-16) and Jimmy Teal (1982-84),
- Thomas showed off his red zone prowess in the win over McNeese as he found the end zone for the first time this season with a 15-yard touchdown catch. His 28 yards receiving ranked second on the team in the victory.
- Thomas earned a spot as a starter in eight of 11 games in 2023 and led the Maroon & White with five touchdown catches to go along with 359 yards on 29 receptions.
- He logged the first multi-touchdown game of his career with three scoring receptions in the 2023 season opener against New Mexico. He came up with a 15-yard pass in the back of the end zone in the first quarter, then hauled in 34- and 9-yard grabs in the second quarter.
- His three touchdown grabs were the most by an Aggie since Christian Kirk's (2015-17) Belk Bowl effort against Wake Forest in December 2017. The last Texas A&M player to catch three scoring passes in a half was Mike Evans in 2013.
- Thomas received the Offensive Skill Award at the team's annual banquet in 2023.
- He was rated as a 4-star recruit by 247 Sports and a 3-star by Rivals and ESPN following a standout career at Clear Springs HS in the Greater Houston Area.
- At Clear Springs, Thomas was a three-sport athlete as he played basketball and ran track in addition to football.

2024 GAME-BY-GAME STATS

Opponent	Rec.	Yds	TD	Long
8/31 No. 7 Notre Dame	1	10	0	10
9/7 McNeese	3	28	1	15
9/14 at Florida	1	2	0	2
9/21 Bowling Green	5	38	0	17
9/28 vs Arkansas	6	109	1	58
10/5 Missouri	3	65	0	29
10/19 at Mississippi State				
10/26 LSU				
11/2 at South Carolina				
11/16 New Mexico State				
11/23 at Auburn				
11/30 Texas				
2024 Total (6 GP)	19	252	2	58
Career (27 GP)	53	662	9	58



MARCUS RATCLIFFE

DB • SO-TR • CHULA VISTA, CALIF. [SAN DIEGO STATE]

- A talented transfer out of San Diego State, Ratcliffe has provided a steady presence in the backend of the Texas A&M secondary. In his six games in the Maroon & White, Ratcliffe leads the SEC and ranks sixth nationally with three interceptions.
- Ratcliffe's instincts have helped the Aggie secondary total the second-most interceptions among the SEC with seven, which also ranks top-20 nationally. The Texas A&M defensive backs enter the weekend with an interception in four of the last five games.
- Ratcliffe matched his season-high for tackles with five against Arkansas to go along with a 0.5 tackle for loss. He has registered a tackle for loss in three out of the five games this season.
- Ratcliffe registered an interception in wins over McNeese, Florida and Bowling Green, becoming the first Aggie to record a pick in three straight games since Jason Glenn in 2000.
- In the win at Florida, Ratcliffe racked up a season-best five tackles to go along with a tackle for loss, a forced fumble and interception.
- As a rookie, Ratcliffe started in 11 of 12 games at San Diego State, logging 50 tackles, 1.0 tackle for loss and one interception.
- Ratcliffe was a consensus 3-star recruit out of Cathedral Catholic High School and helped the Dons to a 12-2 record in 2021 and a state title. He was a three-time first team all-league selection on defense and once on offense.

2024 GAME-BY-GAME STATS

Opponent	Tackles				TFL-Yds	Sack-Yds	FF FR-Yds	INT-Yds	PBU	QBH
	Solo	AT	Total							
8/31 No. 7 Notre Dame	1	1	2	0.5-2	0-0	0	0-0	0-0	0	1
9/7 McNeese	1	0	1	0-0	0-0	0	0-0	1-12	0	0
9/14 at Florida	3	2	5	1.0-5	0-0	1	0-0	1-0	0	0
9/21 Bowling Green	1	2	3	0-0	0-0	0	0-0	1-0	0	0
9/28 vs Arkansas	3	2	5	0.5-3	0-0	0	0-0	0-0	0	0
10/5 Missouri	4	0	4	0-0	0-0	0	0-0	0-0	0	0
10/19 at Mississippi State										
10/26 LSU										
11/2 at South Carolina										
11/16 New Mexico State										
11/23 at Auburn										
11/30 Texas										
2024 Total (6 GP)	13	7	20	2.0-10	0-0	1	0-0	3-12	0	1
Career Total (18 GP)	45	26	71	3.0-14	0-0	1	0-0	4-41	1	1



SHEMAR TURNER

DL • SR-3L • DESOTO, TEXAS [DESOTO]

- One of the premier defensive linemen in the SEC, Turner has played in 37 games during his career in Aggieland. Turner sets the bar for a physical Texas A&M defensive front and leads by example with his work ethic and effort.
- During preseason camp, Turner was named to the Bednarik Award, Lombardi Award and Nagurski Trophy Preseason Watch Lists, while also being named to the Preseason All-SEC and Preseason Coaches All-SEC Second Teams.
- Turner has played a key role in the Aggies rush defense this season, helping the Maroon & White keep three of their last four opponents under 100 yards rushing.
- Turner compiled 2.0 tackles for loss in the win over Bowling Green, marking the second time in his career he had multiple solo tackles for loss in a game. He also recorded his first sack of the season.
- He enters the Mississippi State game with a tackle for loss in seven of his last 12 games and three of the six contests this season.
- In the Maroon & White's season opener against No. 7 Notre Dame, Turner logged seven tackles and 0.5 tackle for loss.
- With Turner leading the charge up front in 2023, the Maroon & White led the SEC in rush defense (108.8) and sacks (42.0), while ranking second in tackles for loss (99.0) and third in total defense (316.2). For his stellar play in the trenches, Turner garnered Second Team All-SEC honors.
- Turner appeared in eight games in his first collegiate season, earning Coaches' Freshman All-SEC Team accolades.
- He played at DeSoto High School, one of the premiere high schools in the Lone Star State. Turner was marked as a consensus 4-star recruit and a top-10 player in Texas by 247Sports, Rivals and ESPN.

2024 GAME-BY-GAME STATS

Opponent	Tackles				TFL-Yds	Sack-Yds	FF FR-Yds		INT-Yds	PBU	QBH
	Solo	AT	Total								
8/31 No. 7 Notre Dame	4	3	7	0.5-2	0-0	0	0-0	0-0	0	0	0
9/7 McNeese	1	1	2	1.0-1	0-0	0	0-0	0-0	0	0	0
9/14 at Florida	1	0	1	0.0-0	0-0	0	0-0	0-0	0	0	0
9/21 Bowling Green	2	0	2	2.0-12	1.0-8	0	0-0	0-0	0	0	0
9/28 vs Arkansas	0	0	0	0-0	0-0	0	0-0	0-0	0	1	
10/5 Missouri	1	3	4	0-0	0-0	0	0-0	0-0	0	0	0
10/19 at Mississippi State											
10/26 LSU											
11/2 at South Carolina											
11/16 New Mexico State											
11/23 at Auburn											
11/30 Texas											
2024 Total (6 GP)	9	7	16	3.5-15	1.0-8	0	0-0	0-0	0	1	
Career Total (37 GP)	43	52	95	20.5-93	9.0-64	2	0-0	0-0	0	8	



NIC SCOURTON

DL • JR-TR • BRYAN, TEXAS [PURDUE]

- One of the top defensive line transfers in the country, Scourton returned home to Aggieland after spending the last two seasons at Purdue.
- Scourton garnered plenty of preseason hype entering his first season in Aggieland after being named to the Bednarik Award, Lombardi Award and the Nagurski Trophy Preseason Watch Lists. The edge rusher was also named to the Sporting News and ESPN Preseason All-America First Teams, AP Preseason All-America Second Team and Preseason All-SEC and Preseason Coaches All-SEC Second Teams.
- Scourton enters Saturday's contest ranked second in the SEC in tackles for loss (10.0) and sixth in sacks (4.5). He has also logged a sack in 10 of his last 13 contests and a tackle for loss in 13 of the last 15.
- Scourton has wreaked havoc up front over the last two contests, racking up seven tackles, 6.5 tackles for loss and 3.5 sacks. In the win over Arkansas, Scourton totaled a career-high 4.0 tackles for loss to go along with a forced fumble, a pass breakup and a quarterback hurry.
- He made his presence felt up front against Bowling Green, racking up a season-best six tackles, five of which were solos. Scourton also recorded a tackle for loss for the third time this season.
- In his Aggie debut against No. 7 Notre Dame, Scourton recorded a sack and 1.5 tackles for loss. Scourton also recorded a tackle for loss in the win at Florida.
- He earned Second Team All-Big Ten honors in 2023 after leading the league with 10.0 sacks, which also ranked eighth nationally. Additionally, Scourton racked up 50 tackles, 15.0 tackles for loss and forced one fumble.
- He logged a sack in nine of 11 games last season, including the final seven contests. Scourton also recorded multiple tackles for loss in four games last season, including three of the final four.
- Scourton was tabbed as a 4-star recruit by 247Sports and Rivals coming out of Bryan High School and was the No. 105 prospect nationally. During his junior and senior campaigns, Scourton recorded 136 tackles, 26.0 tackles for loss, 8.0 sacks and forced five fumbles en route to earning First Team All-District 12-6A honors. After his senior season, he earned a spot and played in the 2022 Army All-American Bowl.

2024 GAME-BY-GAME STATS

Opponent	Tackles				TFL-Yds	Sack-Yds	FF FR-Yds		INT-Yds	PBU	QBH
	Solo	AT	Total								
8/31 No. 7 Notre Dame	1	2	3	1.5-3	1.0-1	0	0-0	0-0	0	1	0
9/7 McNeese	0	0	0	0-0	0-0	0	0-0	0-0	0	0	0
9/14 at Florida	1	0	1	1.0-2	0-0	0	0-0	0-0	0	0	1
9/21 Bowling Green	5	1	6	1.0-1	0-0	0	0-0	0-0	0	0	1
9/28 vs Arkansas	4	0	4	4.0-16	2.0-11	1	0-0	0-0	1	1	
10/5 Missouri	2	1	3	2.5-9	1.5-5	0	0-0	0-0	0	0	1
10/19 at Mississippi State											
10/26 LSU											
11/2 at South Carolina											
11/16 New Mexico State											
11/23 at Auburn											
11/30 Texas											
2024 Total (6 GP)	13	4	17	10.0-31	4.5-17	1	0-0	0-0	2	4	
Career Total (30 GP)	61	28	89	27.0-154	16.5-123	3	0-0	0-0	5	9	



BRYCE ANDERSON

DB • JR-2L • BEAUMONT, TEXAS [WEST BROOK]

- With 28 career games under his belt in Aggieland, Anderson boasts a wealth of experience and is the vocal leader of the defensive secondary.
- Behind Anderson's leadership, the Aggie secondary ranks second among the SEC and inside the top-20 nationally in interceptions with seven. Texas A&M has also recorded a pick in four of the last five games.
- Anderson registered the first pick-six of his career in the win over Florida, taking a deflected pass 45 yards to the house to break the game open. His interception marked the second of his career and first of the season.
- He started all 11 games he appeared in in 2023 and finished fourth on the team with 54 tackles. Anderson also collected 7.0 tackles for loss, 1.5 sacks and one interception.
- Anderson registered five-or-more tackles in eight of the 11 games he played in during the 2023 season.
- In his rookie season, Anderson was named the 2022 Dave Campbell's Texas Football Defensive Freshman of the Year. He also earned the Aggie Defensive Top Newcomer, Defensive Attitude and Special Teams Top Newcomer Awards at the annual team banquet.
- He was rated as a 4-star recruit by all three major outlets and named a 2022 Under Armour All-American. Anderson was also selected to the 2022 Polynesian Bowl.
- Anderson excelled at quarterback during his senior season, tallying over 1,600 total yards and 14 touchdowns.

2024 GAME-BY-GAME STATS

Opponent	Tackles									
	Solo	AT	Total	TFL-Yds	Sack-Yds	FF	FR-Yds	INT-Yds	PBU	QBH
8/31 No. 7 Notre Dame	2	0	2	1.0-1	0-0	0	0-0	0-0	0	0
9/7 McNeese	0	1	1	0-0	0-0	0	0-0	0-0	0	0
9/14 at Florida	2	0	2	0-0	0-0	0	0-0	1-45	1	0
9/21 Bowling Green	0	2	2	0-0	0-0	0	0-0	0-0	0	0
9/28 vs Arkansas	1	0	1	0-0	0-0	0	0-0	0-0	0	0
10/5 Missouri	0	0	0	0-0	0-0	0	0-0	0-0	0	0
10/19 at Mississippi State										
10/26 LSU										
11/2 at South Carolina										
11/16 New Mexico State										
11/23 at Auburn										
11/30 Texas										
2024 Total (6 GP)	5	3	8	1.0-1	0-0	0	0-0	1-45	1	0
Career Total (28 GP)	55	35	90	11.5-49	1.5-14	2	3-0	2-60	5	3



TAUREAN YORK

LB • SO-1L • TEMPLE, TEXAS [TEMPLE]

- York, who was selected as a season-long team captain, represents the nucleus of the Texas A&M defense. As a rookie in 2023, he quickly established himself as a well-studied, reliable player and leader at mike linebacker.
- With York at the helm of the defense, the Aggies rank inside the top-20 nationally in points allowed per game (16.7). He has also helped the Maroon & White hold three of their last four opponents under 100 yards rushing.
- In the Aggies impressive victory over No. 9 Missouri, York recorded his first sack of the season. The sack marked the fourth of York's career.
- In the win against Bowling Green, York recorded his first career pass breakup. He also totaled five tackles, four of which were solos.
- York matched the team lead for tackles in the road win over Florida with five and also logged 0.5 tackle for loss. In the season opener against No. 7 Notre Dame, York racked up a team-high tying nine tackles.
- In 2023, he earned ESPN Freshman All-America honors and was named to the SEC All-Freshman Team after finishing his debut season with 74 tackles in 13 starts. York finished third on the team with five hurries and fourth with 8.5 tackles for loss.
- York's 8.5 tackles for loss were the most by an SEC freshman in 2023 and his 74 total tackles ranked third among the rookies.
- During his freshman campaign, York played alongside one of the most productive linebackers in the nation in current Green Bay Packer Edgerrin Cooper. Together, the duo helped the Aggies boast the best rush defense (108.8) in the SEC and a top-20 defense nationally (316.2).
- He registered five-or-more tackles in nine of the 13 games and logged at least five tackles in seven of the eight league contests.
- York was named SEC Freshman of the Week after leading the Texas A&M defense with a season-high 11 tackles, 2.0 for loss, in the win over Auburn.
- Coming out of Temple High School, York was not highly recruited and received a late offer from the Aggies. York was a four-year starter at linebacker in high school, tallying 435 tackles, 47.0 tackles for loss, 15.0 sacks and 11 forced fumbles in his career. He earned UIL District 12-6A Defensive MVP in each of his final three seasons.

2024 GAME-BY-GAME STATS

Opponent	Tackles									
	Solo	AT	Total	TFL-Yds	Sack-Yds	FF	FR-Yds	INT-Yds	PBU	QBH
8/31 No. 7 Notre Dame	3	6	9	0-0	0-0	0	0-0	0-0	0	0
9/7 McNeese	1	3	4	0-0	0-0	0	0-0	0-0	0	0
9/14 at Florida	0	5	5	0.5-2	0-0	0	0-0	0-0	0	0
9/21 Bowling Green	4	1	5	0-0	0-0	0	0-0	0-0	1	0
9/28 vs Arkansas	0	4	4	0-0	0-0	0	0-0	0-0	0	1
10/5 Missouri	1	0	1	1.0-6	1.0-6	0	0-0	0-0	0	1
10/19 at Mississippi State										
10/26 LSU										
11/2 at South Carolina										
11/16 New Mexico State										
11/23 at Auburn										
11/30 Texas										
2024 Total (6 GP)	9	19	28	1.5-8	1.0-6	0	0-0	0-0	1	2
Career Total (18 GP)	48	54	102	10.0-27	4.0-18	1	0-0	0-0	1	7

TEXAS A&M 2024 SCHEDULE/RESULTS

DATE	OPPONENT		SCORE	OVERALL	SEC	START	DURATION	TEMP	ATTENDANCE
Sat., Aug. 31	#7/7 Notre Dame	L	13-23	0-1	0-0	6:49 PM	3:30	90°	107,315
Sat., Sep. 7	McNeese	W	52-10	1-1	0-0	11:47 AM	3:01	82°	92,345
Sat., Sep. 14	* at Florida	W	33-20	2-1	1-0	3:50 PM	4:21	85°	89,993
Sat., Sep. 21	Bowling Green	W	26-20	3-1	1-0	6:33 PM	3:20	93°	99,523
Sat., Sep. 28	* vs. Arkansas ^	W	21-17	4-1	2-0	2:40 PM	3:22	Dome	60,928
Sat., Oct. 5	* #9/9 Missouri	W	41-10	5-1	3-0	11:00 AM	3:13	80°	97,049
Sat., Oct. 19	* at Mississippi State								
Sat., Oct. 26	* LSU								
Sat., Nov. 2	* at South Carolina								
Sat., Nov. 16	New Mexico State								
Sat., Nov. 23	* at Auburn								
Sat., Nov. 30	* Texas								

* - SEC Game / ^ - AT&T Stadium, Arlington, Texas
Rankings reflected as AP/USA Today ranking at time of the game

TEXAS A&M TEAM STATS

	A&M	OPPONENT
Scoring	186	100
Points per game.....	31.0	16.7
Points off Turnovers.....	24	6
First Downs	131	102
Rushing.....	69	40
Passing.....	50	52
Penalty.....	12	10
Rushing Yardage	1394	687
Yards gained rushing.....	1475	849
Yards lost rushing.....	81	162
Rushing attempts.....	248	180
Average per rush.....	5.6	3.8
Average per game.....	232.3	114.5
TDs Rushing.....	13	5
Passing Yardage	1086	1221
Comp-Att-Int.....	84-145-2	103-189-7
Average per pass.....	7.5	6.5
Average per catch.....	12.9	11.9
Average per game.....	181.0	203.5
TDs Passing.....	8	6
Total offense	2480	1908
Total plays.....	393	369
Average per play.....	6.3	5.2
Average per game.....	413.3	318.0
KICK RETURNS: #-Yards	4-75 (18.8)	11-264 (24.0)
PUNT RETURNS: #-Yards	5-29 (5.8)	2-22 (11.0)
INT RETURNS: #-Yards	7-76 (10.9)	2-12 (6.0)
FUMBLES-LOST	1-1	6-2
PENALTIES-Yards	45-385	42-353
Average Per Game.....	64.2	58.8
PUNTS-Yards	20-876	29-1235
Average Per Punt.....	43.8	42.6
TIME OF POSSESSION/Game	31:59	28:01
3RD-DOWN Conversions	31-74 (42%)	24-78 (31%)
4TH-DOWN Conversions	5-8 (63%)	9-15 (60%)
SACKS BY-Yards	14-83	7-45
FIELD GOALS-ATTEMPTS	11-13 (85%)	8-9 (88%)
ON-SIDE KICKS	0-0	0-3
RED-ZONE SCORES	21-22 (95%)	10-12 (83%)
RED-ZONE TOUCHDOWNS	15-22 (68%)	5-12 (42%)
PAT-ATTEMPTS	21-21 (100%)	10-10 (100%)
ATTENDANCE AVG	99,058	89,993

RECORD BREAKDOWN

	2024 SEASON
Overall	5-1
Home	3-1
Away	1-0
Neutral	1-0
SEC	3-0
Non-Conference	2-1
Overtime	0-0
Day	4-0
Night	1-1
ABC	2-1
ESPN	1-0
SEC Network	1-0
SEC Network+	1-0
vs Top 25	0-0
vs Top 15	0-0
vs Top 10	1-1
vs Top 5	0-0
Scores First	4-1
Opponent Scores First	1-0
Leading after 1st Qtr	4-0
Trailing after 1st Qtr	1-0
Tied after 1st Qtr	0-1
Leading at Half	4-0
Trailing at Half	0-0
Tied at Half	1-1
Leading after 3rd Qtr	4-0
Trailing after 3rd Qtr	0-1
Tied after 3rd Qtr	1-0
Wins Coin Toss	2-0
Loses Coin Toss	3-1
Natural Grass	4-1
Artificial Surface	1-0

SCORE BY QUARTER

	1st	2nd	3rd	4th	OT	Total
Texas A&M	51	64	37	34	-	186
Opponents	17	6	42	35	-	100

TEXAS A&M GAME-BY-GAME STATS

OFFENSE

DATE	OPPONENT	NO.	RUSHING				PASSING				KICK RETURNS				PUNT RETURNS				TOTAL OFF
			YDS	TD	LG	C-A-I	YDS	TD	LG		NO	YDS	TD	LG	NO	YDS	TD	LG	
AUG 31	Notre Dame	38	146	1	14	12-30-2	100	0	18		2	41	0	24	2	18	0	10	246
SEPT 7	McNeese	38	333	5	65	16-25-0	196	2	31		1	11	0	11	0	0	0	0	529
14	at Florida	55	310	1	31	11-17-0	178	2	73		0	0	0	0	1	0	0	0	488
21	Bowling Green	43	235	0	18	16-29-0	173	2	29		2	23	0	23	0	0	0	0	408
28	vs. Arkansas	38	134	1	30	11-22-0	163	2	58		0	0	0	0	1	6	0	6	297
OCT 5	Missouri	36	236	5	75	18-22-0	276	0	40		0	0	0	0	1	5	0	5	512
19	at Mississippi State																		
26	LSU																		
NOV 2	at South Carolina																		
16	New Mexico State																		
23	at Auburn																		
30	Texas																		
	TEXAS A&M	248	1394	13	75	84-145-2	1086	8	73		4	75	0	24	5	29	0	10	2480
	OPPONENTS	180	687	5	47	103-189-7	1221	6	75		11	264	0	63	2	22	0	19	1908

DEFENSE

DATE	OPPONENT	SOLO	TACKLES				SACKS		FUMBLES		INT-YDS	QBH	PASS BRK	BLKD KICK	KICKS		2-PT CONV		SAF	T/O	PTS
			AST	TOTAL	TFL-YDS	NO-YDS	FF	FR-YDS							ATT-MADE		RUN	RCV			
AUG 31	Notre Dame	37	24	61	7.0-18	1-1	0	0-0		0-0	4	2	2	0	1-1		0	0	0	0	13
SEPT 7	McNeese	29	42	71	3.0-5	0-0	0	0-0		2-16	2	2	0	0	7-7		0	0	0	10	52
14	at Florida	25	24	49	5.0-32	2-21	1	0-0		3-60	3	2	0	0	3-3		0	0	0	7	33
21	Bowling Green	30	20	50	7.0-30	2-17	0	0-0		1-0	3	3	0	0	2-2		0	0	0	0	26
28	vs. Arkansas	39	16	55	10.0-46	3-19	3	2-0		1-0	8	7	0	0	3-3		0	0	0	7	21
OCT 5	Missouri	34	16	50	8.0-34	6-25	0	0-0		0-0	6	5	0	0	5-5		0	0	0	0	41
19	at Mississippi State																				
26	LSU																				
NOV 2	at South Carolina																				
16	New Mexico State																				
23	at Auburn																				
30	Texas																				
	TEXAS A&M	194	142	336	40.0-165	14-83	4	2-0		7-76	26	21	0	0	21-21		0	0	0	24	186
	OPPONENTS	233	146	379	20.0-79	7-45	1	1-0		2-12	13	14	1	1	10-10		0	0	0	6	100

SPECIAL TEAMS

DATE	OPPONENT	NO	YDS	AVG	PUNTING					TB	FIELD GOALS					KICKOFFS				
					LONG	BLKD	FC	50+	I20		ATT-MADE	LG	BLKD			NO	YDS	AVG	TB	OB
AUG 31	Notre Dame	4	216	54.0	62	0	1	1	3	3	2-2	49	0			4	255	63.8	3	0
SEPT 7	McNeese	0	0	0.0	0	0	0	0	0	0	1-1	42	0			9	568	63.1	6	0
14	at Florida	1	42	42.0	42	0	0	1	0	1	2-4	48	0			7	444	63.4	3	1
21	Bowling Green	3	91	30.3	48	1	0	1	0	0	4-4	42	0			7	447	63.9	4	1
28	vs. Arkansas	9	388	43.1	58	0	1	7	2	7	0-0	0	0			4	260	65.0	4	0
OCT 5	Missouri	3	139	46.3	53	0	1	1	1	1	2-2	44	0			8	513	64.1	5	0
19	at Mississippi State																			
26	LSU																			
NOV 2	at South Carolina																			
16	New Mexico State																			
23	at Auburn																			
30	Texas																			
	TEXAS A&M	20	876	43.8	62	1	3	11	6	12	11-13	49	0			39	2487	63.8	25	2
	OPPONENTS	29	1235	42.6	67	0	2	6	6	11	8-9	46	0			24	1363	56.8	16	1

RED ZONE

DATE	OPPONENT	W/L	SCORE	TIMES IN RZ	TIMES SCORED	TOTAL PTS	RUSH TDS	PASS TDS	FGS MADE	FGA	FAILED TO SCORE INSIDE RED ZONE					GAME
											DOWN	INT	FUMB	HALF		
AUG 31	Notre Dame	L	13-23	2	2	10	1	0	1	1	0	0	0	0	0	0
SEPT 7	McNeese	W	52-10	7	6	42	4	2	0	0	1	0	0	0	0	0
14	at Florida	W	33-20	2	2	10	1	0	1	1	0	0	0	0	0	0
21	Bowling Green	W	26-20	4	4	16	0	1	3	3	0	0	0	0	0	0
28	vs. Arkansas	W	21-17	2	2	14	1	1	0	0	0	0	0	0	0	0
OCT 5	Missouri	W	41-10	5	5	31	4	0	1	1	0	0	0	0	0	0
19	at Mississippi State															
26	LSU															
NOV 2	at South Carolina															
16	New Mexico State															
23	at Auburn															
30	Texas															
	TEXAS A&M -- 21 OF 22 (95.5%)			22	21	123	11	4	6	6	1	0	0	0	0	0
	OPPONENTS -- 10 OF 12 (83.3%)			12	0	49	2	3	5	6	0	1	0	0	0	0

OPPONENT GAME-BY-GAME STATS

OFFENSE

DATE	OPPONENT	RUSHING				PASSING				KICK RETURNS				PUNT RETURNS				TOTAL OFF
		NO.	YDS	TD	LG	C-A-I	YDS	TD	LG	NO	YDS	TD	LG	NO	YDS	TD	LG	
AUG 31	Notre Dame	34	198	2	47	18-30-0	158	0	20	1	19	0	19	0	0	0	0	356
SEPT 7	McNeese	38	180	0	47	11-21-2	99	1	16	2	24	0	15	0	0	0	0	279
	14 at Florida	25	52	1	14	18-29-3	249	2	39	3	82	0	28	0	0	0	0	301
	21 Bowling Green	23	89	1	40	20-37-1	250	1	65	2	45	0	26	1	3	0	3	339
	28 vs. Arkansas	30	100	1	25	23-41-1	279	1	75	0	0	0	0	0	0	0	0	379
OCT 5	Missouri	30	68	0	15	13-31-0	186	1	59	3	94	0	63	0	0	0	0	254
	19 at Mississippi State																	
	26 LSU																	
NOV 2	at South Carolina																	
	16 New Mexico State																	
	23 at Auburn																	
	30 Texas																	
OPPONENTS		180	687	5	47	103-189-7	1221	6	75	11	264	0	63	2	22	0	19	1908
TEXAS A&M		248	1394	13	75	84-145-2	1086	8	73	4	75	0	24	5	29	0	10	2480

DEFENSE

DATE	OPPONENT	SOLO	TACKLES			TFL-YDS	SACKS NO-YDS	FUMBLES		INT-YDS	QBH	PASS BRK	BLKD KICK	KICKS ATT-MADE	2-PT CONV		SAF	T/O	PTS
			AST	TOTAL				FF	FR-YDS						RUN	RCV			
AUG 31	Notre Dame	36	26	62	3.0-14	1-11	0	0	0-0	2-12	2	3	0	2-2	0	0	0	3	23
SEPT 7	McNeese	38	22	60	1.0-1	1-1	0	0	0-0	0-0	0	4	0	1-1	0	0	0	0	10
	14 at Florida	45	36	81	2.0-3	0-0	0	0	0-0	0-0	4	1	0	2-2	0	0	0	0	20
	21 Bowling Green	34	34	68	2.0-6	1-3	1	1	1-0	0-0	3	2	1	2-2	0	0	0	3	20
	28 vs. Arkansas	38	12	50	7.0-40	3-26	0	0	0-0	0-0	1	3	0	2-2	0	0	0	0	17
OCT 5	Missouri	42	16	58	5.0-15	1-4	0	0	0-0	0-0	3	1	0	1-1	0	0	0	0	10
	19 at Mississippi State																		
	26 LSU																		
NOV 2	at South Carolina																		
	16 New Mexico State																		
	23 at Auburn																		
	30 Texas																		
OPPONENTS		233	146	379	20.0-79	7-45	1	1	1-0	2-12	13	14	1	10-10	0	0	0	6	100
TEXAS A&M		194	142	336	40.0-165	14-83	4	2	2-0	7-76	26	21	0	21-21	0	0	0	24	186

SPECIAL TEAMS

				PUNTING							FIELD GOALS				KICKOFFS				
DATE	OPPONENT	NO	YDS	AVG	LONG	BLKD	TB	FC	50+	I20	MADE-ATT	LG	BLKD	NO	YDS	AVG	TB	OB	
AUG 31	Notre Dame	5	214	42.8	49	0	0	0	0	3	3-3	46	0	6	384	64.0	4	0	
SEPT 7	McNeese	5	192	38.4	67	0	1	2	1	1	1-1	26	0	2	106	53.0	1	0	
	14 at Florida	4	173	43.3	50	0	0	0	1	2	0-0	0	0	4	201	50.3	3	0	
	21 Bowling Green	4	165	41.3	47	0	0	2	0	3	2-3	33	0	5	218	43.6	2	1	
	28 vs. Arkansas	6	263	43.8	54	0	0	2	2	1	1-1	45	0	4	259	64.8	3	0	
OCT 5	Missouri	5	228	45.6	57	0	1	0	2	1	1-1	23	0	3	195	65.0	3	0	
	19 at Mississippi State																		
	26 LSU																		
NOV 2	at South Carolina																		
	16 New Mexico State																		
	23 at Auburn																		
	30 Texas																		
OPPONENTS		29	1235	42.6	67	0	2	6	6	11	8-9	46	0	24	1363	56.8	16	1	
TEXAS A&M		20	876	43.8	62	1	3	11	6	12	11-13	49	0	39	2487	63.8	25	2	

RED ZONE

DATE	OPPONENT	W/L	SCORE	TIMES IN RZ	TIMES SCORED	TOTAL PTS	RUSH TDS	PASS TDS	FGS MADE	FGA	FAILED TO SCORE INSIDE RED ZONE				
											DOWN	INT	FUMB	HALF	GAME
AUG 31	Notre Dame	L	13-23	1	1	3	0	0	1	1	0	0	0	0	0
SEPT 7	McNeese	W	52-10	2	2	10	0	1	1	1	0	0	0	0	0
	14 at Florida	W	33-20	3	3	20	1	2	0	0	0	0	0	0	0
	21 Bowling Green	W	26-20	4	2	6	0	0	2	3	0	1	0	0	0
	28 vs. Arkansas	W	21-17	1	1	7	1	0	0	0	0	0	0	0	0
OCT 5	Missouri	W	41-10	1	1	3	0	0	1	1	0	0	0	0	0
	19 at Mississippi State														
	26 LSU														
NOV 2	at South Carolina														
	16 New Mexico State														
	23 at Auburn														
	30 Texas														
OPPONENTS -- 10 OF 12 (83.3%)				12	10	49	2	3	5	6	0	1	0	0	0
TEXAS A&M -- 21 OF 22 (95.5%)				22	21	123	11	4	6	6	1	0	0	0	0

TEAM COMPARISON GAME-BY-GAME

			FIRST DOWNS				RUSHING	PASSING	TOTAL OFFENSE			
Date	Opponent	Score	Total	Rush	Pass	Pen	Number-Yards	Comp-Att-Int	Yards	Plays-Yards	Return Yds	TO
AUG 31	Notre Dame	13-23	17/18	9/8	5/8	3/2	38-146/34-198	12-30-2/18-30-0	100/158	68-246/64-356	59/31	2/0
SEPT 7	McNeese	52-10	29/14	15/7	12/7	2/0	38-333/38-180	16-25-0/11-21-2	196/99	63-529/59-279	27/24	0/2
	14 at Florida	33-20	27/19	18/5	6/11	3/3	55-310/25-52	11-17-0/18-29-3	178/249	72-488/54-301	60/82	0/3
	21 Bowling Green	26-20	21/17	11/7	9/9	1/1	43-235/23-89	16-29-0/20-37-1	173/250	72-408/60-339	23/48	1/1
	28 vs. Arkansas	21-17	17/22	8/8	6/11	3/3	38-134/30-100	11-22-0/23-41-1	163/279	60-297/71-379	6/0	0/3
OCT 5	Missouri	41-10	20/13	8/5	12/6	0/2	36-236/30-68	18-22-0/13-31-0	276/186	58-512/61-254	5/94	0/0
	19 at Mississippi State											
	26 LSU											
NOV 2	at South Carolina											
	16 New Mexico State											
	23 at Auburn											
	30 Texas											
TOTALS		186-100	131/102	69/40	50/52	12/10	248-1394/180-687	84-145-2/103-189-7	1086/1221	393-2480/369-1908	180/298	3/9
		3rd Down		4th Down	Time of		TOP	Avg	Avg	Avg	Punting	Penalties
Date	Opponent	Conversions	Conversions	Possession	Margin	Yds/Rush	Yds/Pass	Yds/Play	Number-Avg	Number-Yards		
AUG 31	Notre Dame	4-13/2-12	0-2/1-2	28:26/31:35	-03:09	3.8/5.8	3.3/5.3	3.6/5.6	4-54.0/5-42.8	6-55.0/11-99.0		
SEPT 7	McNeese	5-8/7-15	1-2/2-2	29:37/30:50	-01:13	8.8/4.7	7.8/4.7	8.4/4.7	0-0.0/5-38.4	3-35.0/4-40.0		
	14 at Florida	5-13/2-9	2-2/1-2	37:46/22:14	15:32	5.6/2.1	10.5/8.6	6.8/5.6	1-42.0/4-43.3	13-110.0/7-65.0		
	21 Bowling Green	6-15/3-12	2-2/2-2	33:34/26:26	07:08	5.5/3.9	6.0/6.8	5.7/5.7	3-30.3/4-41.3	6-43.0/4-39.0		
	28 vs. Arkansas	4-13/5-15	0-0/2-3	29:21/30:39	-01:18	3.5/3.3	7.4/6.8	5.0/5.3	9-43.1/6-43.8	7-63.0/10-75.0		
OCT 5	Missouri	7-12/5-15	0-0/1-4	33:13/26:47	06:26	6.6/2.3	12.5/6.0	8.8/4.2	3-46.3/5-45.6	10-79.0/6-35.0		
	19 at Mississippi State											
	26 LSU											
NOV 2	at South Carolina											
	16 New Mexico State											
	23 at Auburn											
	30 Texas											
TOTALS		31-74/24-78	5-8/9-15	191:57/168:04	23:53	5.6/3.8	7.5/6.5	6.3/5.2	20-43.8/29-42.6	45-385.0/42-353.0		

numbers formatted in team/opponent format

INDIVIDUAL GAME-BY-GAME

RUSHING

Name	No-Yds/TD	ND	MCN	UF	BG	ARK	MIZZ	MSST	LSU	USC	NMSU	AUB	TX
8 Le'Veon Moss	88-609/6	20-70/1	9-84/2	18-110/0	16-90/0	13-117/0	12-138/3						
5 Amari Daniels	57-245/4	5-20/0	12-75/2	13-68/0	9-34/0	9-14/0	9-34/2						
10 Marcel Reed	43-226/2	DNP	7-43/0	13-83/1	12-91/0	10-13/1	1--4/0						
22 EJ Smith	21-80/0	4-24/0	DNP	6-24/0	3-8/0	2--2/0	6-26/0						
15 Conner Weigman	16-98/0	7-26/0	4-39/0	DNP	DNP	DNP	5-33/0						
2 Terry Bussey	6-79/1	1-0/0	1-65/1	2-7/0	-	1-1/0	1-6/0						
41 AJ DiNota	6-29/0	-	5-27/0	-	-	-	1-2/0						
3 Noah Thomas	3-20/0	-	-	2-14/0	1-6/0	-	-						
1 Jabre Barber	3-3/0	DNP	-	-	1-8/0	1--6/0	1-1/0						
9 Jahdae Walker	2-10/0	1-6/0	-	1-4/0	-	-	-						

RECEIVING

Name	No-Yds/TD	ND	MCN	UF	BG	ARK	MIZZ	MSST	LSU	USC	NMSU	AUB	TX
3 Noah Thomas	19-252/2	1-10/0	3-28/1	1-2/0	5-38/0	6-109/1	3-65/0						
6 Cyrus Allen	12-204/1	2-28/0	5-72/0	3-81/1	-	1-22/0	1-1/0						
9 Jahdae Walker	11-131/1	6-31/0	-	-	3-45/1	-	2-55/0						
1 Jabre Barber	10-66/0	DNP	-	2-9/0	3-13/0	2-23/0	3-21/0						
84 Tre Watson	6-69/1	1-18/0	1-11/0	1-15/0	2-20/0	1-5/1	-						
2 Terry Bussey	5-86/0	-	-	1-0/0	1-10/0	-	3-76/0						
8 Le'Veon Moss	5-68/0	2-13/0	-	-	1-20/0	-	2-35/0						
7 Moose Muhammad III	5-49/1	-	2-23/1	1-20/0	DNP	1-4/0	1-2/0						
17 Theo Melin Öhrström	4-69/2	-	1-9/0	1-29/1	1-27/1	-	1-4/0						
5 Amari Daniels	2-32/0	-	-	1-22/0	-	-	1-10/0						
0 Izaiah Williams	1-15/0	DNP	1-15/0	DNP	DNP	DNP	DNP						
82 Shane Calhoun	1-15/0	-	1-15/0	-	-	-	-						
11 Jacob Bostick	1-14/0	-	1-14/0	-	-	-	-						
87 Ashton Bethel-Roman	1-9/0	DNP	1-9/0	DNP	DNP	DNP	DNP						
22 EJ Smith	1-7/0	-	DNP	-	-	-	1-7/0						

PASSING

#15 CONNER WEIGMAN

	Comp	Att	Int	Pct	Yards	TD	Long	Sack-Yds	Effic
Notre Dame	12	30	2	40.0	100	0	18	1-11	54.7
McNeese	11	14	0	78.6	125	2	20	1-1	200.7
at Florida	- DNP -								
Bowling Green	- DNP -								
vs. Arkansas	- DNP -								
Missouri	18	22	0	81.8	276	0	40	1-4	187.2
at Mississippi State									
LSU									
at South Carolina									
New Mexico State									
at Auburn									
Texas									
TOTALS	41	66	2	62.1	501	2	40	3-16	129.8

#10 MARCEL REED

	Comp	Att	Int	Pct	Yards	TD	Long	Sack-Yds	Effic
Notre Dame	- DNP -								
McNeese	5	11	0	45.5	71	0	31	0-0	99.7
at Florida	11	17	0	64.7	178	2	73	0-0	191.5
Bowling Green	16	29	0	55.2	173	2	29	1-3	128.0
vs. Arkansas	11	22	0	50.0	163	2	58	3-26	142.2
Missouri	-	-	-	-	-	-	-	-	-
at Mississippi State									
LSU									
at South Carolina									
New Mexico State									
at Auburn									
Texas									
TOTALS	43	79	0	54.4	585	6	73	4-29	141.7

TACKLES

Name	Solo-Ast	Total	ND	MCN	UF	BG	ARK	MIZZ	MSST	LSU	USC	NMSU	AUB	TX
21 Taurean York	9-19	28	3-6	1-3	0-5	4-1	0-4	1-0						
26 Will Lee III	20-2	22	8-1	-	3-0	5-1	2-0	2-0						
3 Marcus Ratcliffe	13-7	20	1-1	1-0	3-2	1-2	3-2	4-0						
0 Scooby Williams	11-9	20	3-2	DNP	0-2	4-3	2-1	2-1						
25 Dalton Brooks	12-7	19	-	0-3	1-0	1-1	5-2	5-1						
11 Nic Scourton	13-4	17	1-2	-	1-0	5-1	4-0	2-1						
4 Shemar Stewart	8-9	17	1-0	0-1	2-3	1-1	3-1	1-3						
5 Shemar Turner	9-7	16	4-3	1-1	1-0	2-0	-	1-3						
18 Cashius Howell	7-7	14	1-1	1-2	3-1	0-1	1-1	1-1						
17 Albert Regis	5-8	13	1-1	1-1	0-2	1-0	1-2	1-2						
27 Daymion Sanford	10-2	12	2-0	1-0	-	1-1	3-0	3-1						
8 Jaydon Hill	9-3	12	-	3-0	3-0	2-1	1-1	0-1						
15 Rylan Kennedy	7-5	12	0-1	2-2	1-2	-	1-0	3-0						
14 Jayvon Thomas	9-2	11	2-0	1-0	2-1	2-0	1-0	1-1						
10 Dezz Ricks	9-1	10	3-0	0-1	-	-	5-0	1-0						
9 Trey Jones III	6-4	10	3-2	1-1	DNP	0-1	2-0	-						
1 Bryce Anderson	5-3	8	2-0	0-1	2-0	0-2	1-0	-						
45 Jordan Lockhart	4-4	8	0-1	4-2	0-1	-	DNP	-						
56 Rodas Johnson	3-4	7	-	0-1	0-1	0-1	1-0	2-1						
22 Solomon DeShields	2-5	7	DNP	0-3	0-2	-	2-0	-						
32 Tristan Jernigan	1-6	7	-	1-4	0-2	-	DNP	-						
29 Myles Davis	5-1	6	DNP	4-1	-	1-0	-	-						
19 Bravion Rogers	4-2	6	0-1	1-1	3-0	-	-	-						
20 BJ Mayes	2-4	6	DNP	0-1	DNP	0-1	0-2	2-0						
88 Samu Taumanupepe	2-2	4	DNP	2-2	DNP	DNP	DNP	DNP						
13 DJ Hicks	1-3	4	-	0-3	-	-	-	1-0						
33 Jarred Kerr	1-3	4	-	1-2	-	0-1	-	-						
7 Tyreek Chappell	1-2	3	1-2	-	DNP	DNP	DNP	DNP						
41 AJ DiNota	1-1	2	-	-	-	0-1	-	1-0						
53 Jadon Scarlett	1-1	2	DNP	1-1	DNP	DNP	DNP	DNP						
3 Noah Thomas	1-0	1	-	-	-	-	1-0	-						
17 Theo Melin Öhrström	1-0	1	1-0	-	-	-	-	-						
24 Donovan Saunders	1-0	1	DNP	1-0	DNP	DNP	DNP	DNP						
39 Adam Graham	1-0	1	DNP	1-0	DNP	DNP	DNP	DNP						
12 Nana Boadi-Owusu	0-1	1	-	0-1	-	-	-	-						
42 Kendall Jackson	0-1	1	DNP	0-1	DNP	DNP	DNP	DNP						
92 Malick Sylla	0-1	1	DNP	0-1	-	-	-	DNP						
94 Josh Celiscar	0-1	1	DNP	0-1	DNP	DNP	DNP	DNP						
99 Gabriel Brownlow-Dindy	0-1	1	DNP	0-1	DNP	DNP	DNP	DNP						

TEXAS A&M INDIVIDUAL STATS

RUSHING

	GP	Att	Gain	Loss	Net	Avg	TD	Long	Avg/G
8 Le'Veon Moss	6	88	611	2	609	6.9	6	75	101.5
5 Amari Daniels	6	57	254	9	245	4.3	4	25	40.8
10 Marcel Reed	5	43	263	37	226	5.3	2	31	45.2
15 Conner Weigman	3	16	114	16	98	6.1	0	18	32.7
22 EJ Smith	5	21	84	4	80	3.8	0	14	16.0
2 Terry Bussey	6	6	81	2	79	13.2	1	65	13.2
41 AJ DiNota	6	6	29	0	29	4.8	0	15	4.8
3 Noah Thomas	6	3	20	0	20	6.7	0	10	3.3
9 Jahdae Walker	6	2	10	0	10	5.0	0	6	1.7
1 Jabre Barber	5	3	9	6	3	1.0	0	8	0.6
Team	6	3	0	5	-5	-1.7	0	0	-0.8
TOTAL	6	248	1475	81	1394	5.6	13	75	232.3
OPPONENTS	6	180	849	162	687	3.8	5	47	114.5

PASSING

	GP	Effic	Cmp-Att-Int	Pct	Yds	TD	Lng	Avg/G
10 Marcel Reed	5	141.7	43-79-0	54.4	585	6	73	117.0
15 Conner Weigman	3	129.8	41-66-2	62.1	501	2	40	167.0
TOTAL	6	136.3	84-145-2	57.9	1086	8	73	181.0
OPPONENTS	6	111.8	103-189-7	54.5	1221	6	75	203.5

RECEIVING

	GP	No.	Yds	Avg	TD	Long	Avg/G
3 Noah Thomas	6	19	252	13.3	2	58	42.0
6 Cyrus Allen	6	12	204	17.0	1	73	34.0
9 Jahdae Walker	6	11	131	11.9	1	40	21.8
1 Jabre Barber	5	10	66	6.6	0	13	13.2
84 Tre Watson	6	6	69	11.5	1	18	11.5
7 Moose Muhammad III	5	5	49	9.8	1	20	9.8
8 Le'Veon Moss	6	5	68	13.6	0	20	11.3
2 Terry Bussey	6	5	86	17.2	0	33	14.3
17 Theo Melin Öhrström	6	4	69	17.3	2	29	11.5
5 Amari Daniels	6	2	32	16.0	0	22	5.3
82 Shane Calhoun	6	1	15	15.0	0	15	2.5
22 EJ Smith	5	1	7	7.0	0	7	1.4
11 Jacob Bostick	6	1	14	14.0	0	14	2.3
87 Ashton Bethel-Roman	1	1	9	9.0	0	9	9.0
0 Izaiah Williams	1	1	15	15.0	0	15	15.0
TOTAL	6	84	1086	12.9	8	73	181.0
OPPONENTS	6	103	1221	11.9	6	75	203.5

TOTAL OFFENSE

	GP	Plays	Rush	Pass	Total	Avg/G
10 Marcel Reed	5	122	226	585	811	162.2
8 Le'Veon Moss	6	88	609	0	609	101.5
15 Conner Weigman	3	82	98	501	599	199.7
5 Amari Daniels	6	57	245	0	245	40.8
22 EJ Smith	5	21	80	0	80	16.0
2 Terry Bussey	6	6	79	0	79	13.2
41 AJ DiNota	6	6	29	0	29	4.8
3 Noah Thomas	6	3	20	0	20	3.3
9 Jahdae Walker	6	2	10	0	10	1.7
1 Jabre Barber	5	3	3	0	3	0.6
Team	6	0	-5	0	-5	-0.8
TOTAL	6	393	1394	1086	2480	413.3
OPPONENTS	6	369	687	1221	1908	318.0

PUNTING

	No.	Yds	Avg	Long	TB	FC	I20	50+	Blkd
37 Tyler White	19	876	46.1	62	3	11	12	6	0
Team	1	0	0.0	0	0	0	0	0	1
TOTAL	20	876	43.8	62	3	11	12	6	1
OPPONENTS	29	1235	42.6	67	2	6	11	6	0

KICKOFFS

	No.	Yds	Avg	TB	OB	Retn	Net	YdLn
99 Jared Zirkel	36	230	64.0	24	2	-	-	-
47 Randy Bond	2	126	63.0	1	0	-	-	-
41 Liam Padron	1	58	58.0	0	0	-	-	-
TOTAL	39	2487	63.8	25	2	11	39.2	25
OPPONENTS	24	1363	56.8	16	1	6	34.8	30

ALL-PURPOSE

	G	Rush	Rec	PR	KOR	IR	Tot	Avg/G
8 Le'Veon Moss	6	609	68	0	0	0	677	112.8
5 Amari Daniels	6	245	32	0	0	0	277	46.2
3 Noah Thomas	6	20	252	0	0	0	272	45.3
2 Terry Bussey	6	79	86	29	64	0	258	43.0
10 Marcel Reed	5	226	0	0	0	0	226	45.2
6 Cyrus Allen	6	0	204	0	0	0	204	34.0
9 Jahdae Walker	6	10	131	0	0	0	141	23.5
15 Conner Weigman	3	98	0	0	0	0	98	32.7
22 EJ Smith	5	80	7	0	0	0	87	17.4
1 Jabre Barber	5	3	66	0	0	0	69	13.8
84 Tre Watson	6	0	69	0	0	0	69	11.5
17 Theo Melin Öhrström	6	0	69	0	0	0	69	11.5
7 Moose Muhammad III	5	0	49	0	0	0	49	9.8
1 Bryce Anderson	6	0	0	0	0	45	45	7.5
41 AJ DiNota	6	29	0	0	0	0	29	4.8
82 Shane Calhoun	6	0	15	0	0	0	15	2.5
14 Jayvon Thomas	6	0	0	0	0	15	15	2.5
0 Izaiah Williams	1	0	15	0	0	0	15	15.0
11 Jacob Bostick	6	0	14	0	0	0	14	2.3
3 Marcus Ratcliffe	6	0	0	0	0	12	12	2.0
85 Jaden Platt	4	0	0	0	11	0	11	2.8
87 Ashton Bethel-Roman	1	0	9	0	0	0	9	9.0
26 Will Lee III	6	0	0	0	0	4	4	0.7
Team	6	-5	0	0	0	0	-5	-0.8
TOTAL	6	1394	1086	29	75	76	2660	443.3
OPPONENTS	6	687	1221	22	264	12	2206	367.7

FIELD GOALS

	FGM-FGA	Pct	01-19	20-29	30-39	40-49	50-99	Lg	Blk
47 Randy Bond	11-13	84.6	0-0	2-2	4-4	5-7	0-0	49	0
TOTAL	11-13	84.6	0-0	2-2	4-4	5-7	0-0	49	0
OPPONENTS	8-9	88.9	0-0	4-5	1-1	3-3	0-0	46	0

FG SEQUENCE

	TEXAS A&M	OPPONENTS
Notre Dame	(34), (49)	(46), (26), (46)
McNeese	(42)	(26)
at Florida	(31), (48), 40, 40	-
Bowling Green	(28), (29), (34), (42)	(33), 28, (23)
vs. Arkansas		(45)
Missouri	(44), (38)	(23)
at Mississippi State		
LSU		
at South Carolina		
New Mexico State		
at Auburn		
Texas		

Numbers in (parentheses) indicate field goal was made. * blocked

SCORING

	TD	FGs	Kick	Rush	Rcv	Pass	DXP	Saf	Pts
47 Randy Bond	-	11-13	21-21	-	-	-	-	-	54
8 Le'Veon Moss	6	-	-	-	-	-	-	-	36
5 Amari Daniels	4	-	-	-	-	-	-	-	24
3 Noah Thomas	2	-	-	-	-	-	-	-	12
17 Theo Melin Öhrström	2	-	-	-	-	-	-	-	12
10 Marcel Reed	2	-	-	-	-	-	-	-	12
7 Moose Muhammad III	1	-	-	-	-	-	-	-	6
84 Tre Watson	1	-	-	-	-	-	-	-	6
9 Jahdae Walker	1	-	-	-	-	-	-	-	6
6 Cyrus Allen	1	-	-	-	-	-	-	-	6
1 Bryce Anderson	1	-	-	-	-	-	-	-	6
2 Terry Bussey	1	-	-	-	-	-	-	-	6
TOTAL	22	11-13	21-21	-	-	-	-	-	186
OPPONENTS	11	8-9	10-10	-	-	-	-	-	100

DEFENSE

	GP	Tackles			TFL/Yds	Sacks No-Yds	Pass Def		QBH	Fumbles		Blkd Kick	Saf
		Solo	Ast	Total			Int-Yds	BrUp		Rcv-Yds	FF		
21 Taurean York	6	9	19	28	1.5-8	1.0-6	.	1	2
26 Will Lee III	6	20	2	22	0.5-1	.	1-4	8
3 Marcus Ratcliffe	6	13	7	20	2.0-10	.	3-12	.	1	.	1	.	.
0 Scooby Williams	5	11	9	20	2.5-8	.	.	1	2	1-0	.	.	.
25 Dalton Brooks	6	12	7	19	4.5-15	.	.	1
11 Nic Scourton	6	13	4	17	10.0-31	4.5-17	.	2	4	.	1	.	.
4 Shemar Stewart	6	8	9	17	2.0-18	1.5-16	.	.	4	.	1	.	.
5 Shemar Turner	6	9	7	16	3.5-15	1.0-8	.	.	1
18 Cashius Howell	6	7	7	14	1.0-6	1.0-6	.	1	3
17 Albert Regis	6	5	8	13	1.0-3	0.5-2	.	1	1
8 Jaydon Hill	6	9	3	12	2.0-9	1.0-8	.	.	1	1-0	1	.	.
27 Daymion Sanford	6	10	2	12	2.0-8	1.0-3	.	1	1
15 Rylan Kennedy	6	7	5	12	3
14 Jayvon Thomas	6	9	2	11	1.0-9	.	1-15
9 Trey Jones III	5	6	4	10	.	.	.	2	1
10 Dezz Ricks	6	9	1	10	1.0-3	.	1-0	1
1 Bryce Anderson	6	5	3	8	1.0-1	.	1-45	1
45 Jordan Lockhart	5	4	4	8
32 Tristan Jernigan	5	1	6	7
22 Solomon DeShields	5	2	5	7	0.5-8	0.5-8	.	.	2
56 Rodas Johnson	6	3	4	7	1.5-6	1.0-6
19 Bravion Rogers	6	4	2	6
29 Myles Davis	5	5	1	6
20 BJ Mayes	4	2	4	6	.	.	.	1
33 Jarred Kerr	6	1	3	4
13 DJ Hicks	6	1	3	4	1.0-3	1.0-3
88 Samu Taumanupepe	1	2	2	4
7 Tyreek Chappell	2	1	2	3	1.0-2
41 AJ DiNota	6	1	1	2
53 Jadon Scarlett	1	1	1	2
42 Kendall Jackson	1	.	1	1
39 Adam Graham	1	1	.	1
12 Nana Boadi-Owusu	6	.	1	1
99 Gabriel Brownlow-Dindy	1	.	1	1	0.5-1
92 Malick Sylla	4	.	1	1
17 Theo Melin Öhrström	6	1	.	1
3 Noah Thomas	6	1	.	1
24 Donovan Saunders	1	1	.	1
94 Josh Celiscar	1	.	1	1
TOTALS	6	194	142	336	40-165	14-83	7-76	21	26	2-0	4	0	0
OPPONENTS	6	233	146	379	20-79	7-45	2-12	14	13	1-0	1	1	0

INTERCEPTIONS

	No.	Yds	Avg	TD	Long
3 Marcus Ratcliffe	3	12	4.0	0	12
1 Bryce Anderson	1	45	45.0	1	45
26 Will Lee III	1	4	4.0	0	4
10 Dezz Ricks	1	0	0.0	0	0
14 Jayvon Thomas	1	15	15.0	0	15
TOTAL	7	76	10.9	1	45
OPPONENTS	2	12	6.0	0	12

FUMBLE RETURNS

	No.	Yds	Avg	TD	Long
8 Jaydon Hill	1	0	0.0	0	0
0 Scooby Williams	1	0	0.0	0	0
TOTAL	2	0	0.0	0	0
OPPONENTS	1	0	0.0	0	0

PUNT RETURNS

	No.	Yds	Avg	TD	Long
2 Terry Bussey	5	29	5.8	0	10
TOTAL	5	29	5.8	0	10
OPPONENTS	2	22	11.0	0	19

KICK RETURNS

	No.	Yds	Avg	TD	Long
2 Terry Bussey	3	64	21.3	0	24
85 Jaden Platt	1	11	11.0	0	11
TOTAL	4	75	18.8	0	24
OPPONENTS	11	264	24.0	0	63

LEADERS

SOLO TACKLES

26 Will Lee III	20
3 Marcus Ratcliffe	13
11 Nic Scourton	13
25 Dalton Brooks	12
0 Scooby Williams	11
27 Daymion Sanford	10

ASSISTED TACKLES

21 Taurean York	19
4 Shemar Stewart	9
0 Scooby Williams	9
17 Albert Regis	8
25 Dalton Brooks	7
18 Cashius Howell	7
3 Marcus Ratcliffe	7
5 Shemar Turner	7

TACKLES FOR LOSS-YDS

11 Nic Scourton	10.0-31
25 Dalton Brooks	4.5-15
5 Shemar Turner	3.5-15
0 Scooby Williams	2.5-8

QB SACKS-YDS

11 Nic Scourton	4.5-17
4 Shemar Stewart	1.5-16

QB HURRIES

11 Nic Scourton	4
4 Shemar Stewart	4
18 Cashius Howell	3
15 Rylan Kennedy	3

INTERCEPTIONS-YDS

3 Marcus Ratcliffe	3-12
1 Bryce Anderson	1-45
26 Will Lee III	1-4
10 Dezz Ricks	1-0
14 Jayvon Thomas	1-15

PASS BREAKUPS

26 Will Lee III	8
9 Trey Jones III	2
11 Nic Scourton	2

MISCELLANEOUS STATS

STARTING FIELD POSITION

	Texas A&M Avg. Start	Opponent Avg. Start	Texas A&M Advantage
Notre Dame	own 26	own 32	-6
McNeese	own 37	own 23	+14
at Florida	own 30	own 25	+5
Bowling Green	own 25	own 41	-16
vs. Arkansas	own 34	own 17	+17
Missouri	own 30	own 26	+4
at Mississippi State			
LSU			
at South Carolina			
New Mexico State			
at Auburn			
Texas			
TOTALS	own 31	own 28	+3

POINTS OFF TURNOVERS

Opponent	TEXAS A&M				OPPONENTS			
	OPP TOs	TDs	FG-Att	Pts.	A&M TOs	TDs	FG-Att	Pts.
Notre Dame	0	0	0-0	0	2	0	1-1	3
McNeese	2	1	1-1	10	0	0	0-0	0
at Florida	3	1	0-0	7	0	0	0-0	0
Bowling Green	1	0	0-0	0	1	0	1-1	3
vs. Arkansas	3	1	0-0	7	0	0	0-0	0
Missouri	0	0	0-0	0	0	0	0-0	0
at Mississippi State								
LSU								
at South Carolina								
New Mexico State								
at Auburn								
Texas								
TOTALS	9 (6/2, 7 int)	3	1-1	24	3 (1/1, 2 int)	0	2-2	6

F/L: total fumbles/fumbles lost

PENALTIES

	A&M Pen.-Yds.	Opp. Pen.-Yds.	A&M Yd Diff
Notre Dame	6-55	11-99	+44
McNeese	3-35	4-40	+5
at Florida	13-110	7-65	-45
Bowling Green	6-43	4-39	-4
vs. Arkansas	7-63	10-75	+12
Missouri	10-79	6-35	-44
at Mississippi State			
LSU			
at South Carolina			
New Mexico State			
at Auburn			
Texas			
TOTALS (per gm avg.)	43-385 (64.2)	42-353 (58.8)	

GAME OPENING DRIVES

	TEXAS A&M					OPPONENTS				
	Pts	Res	1 Dn	PI-Yds	Time	Pts	Res	1 Dn	PI-Yds	Time
Notre Dame	3	FG	3	10-58	3:53	3	FG	2	9-47	4:28
McNeese	7	TD	4	5-75	2:16	0	PUNT	0	3-7	1:09
at Florida	3	FG	4	14-62	6:46	0	PUNT	1	5-15	2:44
Bowling Green	7	TD	4	11-75	4:56	0	PUNT	2	7-27	3:53
vs. Arkansas	0	PUNT	0	3-7	1:19	7	TD	1	3-75	1:11
Missouri	7	TD	3	8-60	3:38	0	DOWNS	1	5-35	2:05
at Mississippi State										
LSU										
at South Carolina										
New Mexico State										
at Auburn										
Texas										
TOTALS	27	18	9-57*	3:48*		10	7	5-34*	2:35*	

* average / does not include return TDs
^ drive began following turnover

SECOND HALF OPENING DRIVES

	TEXAS A&M					OPPONENTS				
	Pts	Res	1 Dn	PI-Yds	Time	Pts	Res	1 Dn	PI-Yds	Time
Notre Dame	0	DOWNS	1	6-13	2:20	0	DOWNS	1	8-26	3:40
McNeese	7	TD	5	10-92	4:47	0	PUNT	2	8-32	4:12
at Florida	6	TD	1	2-75	0:49	7	TD	2	7-75	3:11
Bowling Green	3	FG	3	8-75	4:05	7	TD	1	1-65	0:12
vs. Arkansas	0	PUNT	1	3-20	1:40	0	DOWNS	2	10-43	4:14
Missouri	7	TD	1	1-75	0:13	0	PUNT	0	3-5	1:27
at Mississippi State										
LSU										
at South Carolina										
New Mexico State										
at Auburn										
Texas										
TOTALS	23	12	5-59*	2:19*		14	8	6-41*	2:49*	

* average / does not include return TDs
^ drive began following turnover

A&M SCORING DRIVES

	Scoring Drives	TIME		PLAYS			
		Total	Avg	Total	Avg	5 or less	1-Play
Notre Dame	3	37:10	12:23	28	9.3	0	0
McNeese	8	24:40	3:05	48	6.0	3	1
at Florida	5	23:44	4:45	49	9.8	1	0
Bowling Green	6	26:04	4:21	65	10.8	0	0
vs. Arkansas	3	6:14	2:04	13	4.3	2	0
Missouri	7	24:49	3:32	46	6.6	2	1
at Mississippi State							
LSU							
at South Carolina							
New Mexico State							
at Auburn							
Texas							
TOTALS	32	2:22:41	4:27	249	7.8	8	2

* not including overtime possessions or defensive/special teams touchdowns

SEASON SUPERLATIVES

TEXAS A&M INDIVIDUAL GAME HIGHS

RUSHES	20	Le'Veon Moss vs Notre Dame (08/31/2024)
YARDS RUSHING	138	Le'Veon Moss vs Missouri (10/05/2024)
TD RUSHES	3	Le'Veon Moss vs Missouri (10/05/2024)
LONG RUSH	75	Le'Veon Moss vs Missouri (10/05/2024)
PASS ATTEMPTS	30	Conner Weigman vs Notre Dame (08/31/2024)
PASS COMPLETIONS	18	Conner Weigman vs Missouri (10/05/2024)
YARDS PASSING	276	Conner Weigman vs Missouri (10/05/2024)
TD PASSES	2	Marcel Reed vs Arkansas (N) (09/28/2024)
	2	Marcel Reed vs Bowling Green (09/21/2024)
	2	Marcel Reed at Florida (09/14/2024)
	2	Conner Weigman vs McNeese (09/07/2024)
LONG PASS	73	Marcel Reed at Florida (09/14/2024)
RECEPTIONS	6	Noah Thomas vs Arkansas (N) (09/28/2024)
	6	Jahdae Walker vs Notre Dame (08/31/2024)
YARDS RECEIVING	109	Noah Thomas vs Arkansas (N) (09/28/2024)
TD RECEPTIONS	1	Tre Watson vs Arkansas (N) (09/28/2024)
	1	Noah Thomas vs Arkansas (N) (09/28/2024)
	1	Jahdae Walker vs Bowling Green (09/21/2024)
	1	Theo Melin Öhrström vs Bowling Green (09/21/2024)
	1	Cyrus Allen at Florida (09/14/2024)
	1	Theo Melin Öhrström at Florida (09/14/2024)
	1	Moose Muhammad III vs McNeese (09/07/2024)
	1	Noah Thomas vs McNeese (09/07/2024)
LONG RECEPTION	73	Cyrus Allen at Florida (09/14/2024)
PUNTS	9	Tyler White vs Arkansas (N) (09/28/2024)
PUNTING AVG	54.0	Tyler White vs Notre Dame (08/31/2024)
LONG PUNT	62	Tyler White vs Notre Dame (08/31/2024)
PUNTS INSIDE 20	7	Tyler White vs Arkansas (N) (09/28/2024)
LONG PUNT RETURN	10	Terry Bussey vs Notre Dame (08/31/2024)
LONG KICKOFF RETURN	24	Terry Bussey vs Notre Dame (08/31/2024)
TACKLES	9	Will Lee III vs Notre Dame (08/31/2024)
	9	Taurean York vs Notre Dame (08/31/2024)
SACKS	2	Nic Scourton vs Arkansas (N) (09/28/2024)
TACKLES FOR LOSS	4	Nic Scourton vs Arkansas (N) (09/28/2024)

TEXAS A&M TEAM GAME HIGHS

RUSHES	55	at Florida (09/14/2024)
YARDS RUSHING	333	McNeese (09/07/2024)
YARDS PER RUSH	8.8	McNeese (09/07/2024)
TD RUSHES	5	Missouri (10/05/2024)
	5	McNeese (09/07/2024)
PASS ATTEMPTS	30	Notre Dame (08/31/2024)
PASS COMPLETIONS	18	Missouri (10/05/2024)
YARDS PASSING	276	Missouri (10/05/2024)
YARDS PER PASS	12.5	Missouri (10/05/2024)
TD PASSES	2	vs Arkansas (N) (09/28/2024)
	2	Bowling Green (09/21/2024)
	2	at Florida (09/14/2024)
	2	McNeese (09/07/2024)
TOTAL PLAYS	72	Bowling Green (09/21/2024)
	72	at Florida (09/14/2024)
TOTAL OFFENSE	529	McNeese (09/07/2024)
YARDS PER PLAY	8.8	Missouri (10/05/2024)
POINTS	52	McNeese (09/07/2024)
SACKS BY	6	Missouri (10/05/2024)
FIRST DOWNS	29	McNeese (09/07/2024)
PENALTIES	13	at Florida (09/14/2024)
PENALTY YARDS	110	at Florida (09/14/2024)
TURNOVERS	2	Notre Dame (08/31/2024)
PUNTS	9	vs Arkansas (N) (09/28/2024)
PUNTING AVG	54.0	Notre Dame (08/31/2024)
LONG PUNT	62	Notre Dame (08/31/2024)
PUNTS INSIDE 20	7	vs Arkansas (N) (09/28/2024)
LONG PUNT RETURN	10	Notre Dame (08/31/2024)

OPPONENT INDIVIDUAL GAME HIGHS

RUSHES	14	TreVonte' Citizen vs McNeese (09/07/2024)
	14	Jeremiah Love vs Notre Dame (08/31/2024)
YARDS RUSHING	91	Jeremiah Love vs Notre Dame (08/31/2024)
TD RUSHES	1	Ja'Quinden Jackson vs Arkansas (N) (09/28/2024)
	1	Rahkeem Smith vs Bowling Green (09/21/2024)
	1	Ja'Kobi Jackson at Florida (09/14/2024)
	1	Jadarian Price vs Notre Dame (08/31/2024)
	1	Jeremiah Love vs Notre Dame (08/31/2024)
LONG RUSH	47	Bryce Strong vs McNeese (09/07/2024)
	47	Jadarian Price vs Notre Dame (08/31/2024)
PASS ATTEMPTS	41	Taylen Green vs Arkansas (N) (09/28/2024)
PASS COMPLETIONS	23	Taylen Green vs Arkansas (N) (09/28/2024)
YARDS PASSING	279	Taylen Green vs Arkansas (N) (09/28/2024)
TD PASSES	1	Brady Cook vs Missouri (10/05/2024)
	1	Taylen Green vs Arkansas (N) (09/28/2024)
	1	Connor Bazalak vs Bowling Green (09/21/2024)
	1	Graham Mertz at Florida (09/14/2024)
	1	DJ Lagway at Florida (09/14/2024)
	1	Kamden Sixkiller vs McNeese (09/07/2024)
LONG PASS	75	Taylen Green vs Arkansas (N) (09/28/2024)
RECEPTIONS	8	Harold Fannin Jr. vs Bowling Green (09/21/2024)
YARDS RECEIVING	145	Harold Fannin Jr. vs Bowling Green (09/21/2024)
TD RECEPTIONS	1	Theo Wease vs Missouri (10/05/2024)
	1	Isaac TeSlaa vs Arkansas (N) (09/28/2024)
	1	Harold Fannin Jr. vs Bowling Green (09/21/2024)
	1	Chimere Dike at Florida (09/14/2024)
	1	Elijah Badger at Florida (09/14/2024)
	1	Jalen Wright vs McNeese (09/07/2024)
LONG RECEPTION	75	Isaac TeSlaa vs Arkansas (N) (09/28/2024)
FIELD GOALS	3	Mitch Jeter vs Notre Dame (08/31/2024)
LONG FIELD GOALS	46	Mitch Jeter vs Notre Dame (08/31/2024)
PUNTS	6	Devin Bale vs Arkansas (N) (09/28/2024)
PUNTING AVG	45.6	Luke Bauer vs Missouri (10/05/2024)
LONG PUNT	67	Finn Lappin vs McNeese (09/07/2024)
PUNTS INSIDE 20	3	John Henderson vs Bowling Green (09/21/2024)
	3	James Rendell vs Notre Dame (08/31/2024)
LONG PUNT RETURN	19	Trey Johnson vs Bowling Green (09/21/2024)
LONG KICKOFF RETURN	63	Marquis Johnson vs Missouri (10/05/2024)
TACKLES	8	Dreyden Norwood vs Missouri (10/05/2024)
	8	Landon Jackson vs Arkansas (N) (09/28/2024)
	8	Brock Horne vs Bowling Green (09/21/2024)
	8	Jaden Robinson at Florida (09/14/2024)
	8	Micah Davey vs McNeese (09/07/2024)
	8	Jack Kiser vs Notre Dame (08/31/2024)
SACKS	2	Landon Jackson vs Arkansas (N) (09/28/2024)
TACKLES FOR LOSS	3	Landon Jackson vs Arkansas (N) (09/28/2024)
INTERCEPTIONS	1	Xavier Watts vs Notre Dame (08/31/2024)
	1	Adon Shuler vs Notre Dame (08/31/2024)

OPPONENT TEAM GAME HIGHS

RUSHES	38	McNeese (09/07/2024)
YARDS RUSHING	198	Notre Dame (08/31/2024)
YARDS PER RUSH	5.8	Notre Dame (08/31/2024)
TD RUSHES	2	Notre Dame (08/31/2024)
PASS ATTEMPTS	41	vs Arkansas (N) (09/28/2024)
PASS COMPLETIONS	23	vs Arkansas (N) (09/28/2024)
YARDS PASSING	279	vs Arkansas (N) (09/28/2024)
YARDS PER PASS	8.6	at Florida (09/14/2024)
TD PASSES	2	at Florida (09/14/2024)
TOTAL PLAYS	71	vs Arkansas (N) (09/28/2024)
TOTAL OFFENSE	379	vs Arkansas (N) (09/28/2024)
YARDS PER PLAY	5.7	Bowling Green (09/21/2024)
POINTS	23	Notre Dame (08/31/2024)
SACKS BY	3	vs Arkansas (N) (09/28/2024)
FIRST DOWNS	21	vs Arkansas (N) (09/28/2024)
PENALTIES	11	Notre Dame (08/31/2024)
PENALTY YARDS	99	Notre Dame (08/31/2024)
TURNOVERS	3	vs Arkansas (N) (09/28/2024)
	3	at Florida (09/14/2024)
PUNTS	6	vs Arkansas (N) (09/28/2024)
PUNTING AVG	45.6	Missouri (10/05/2024)
LONG PUNT	67	McNeese (09/07/2024)
PUNTS INSIDE 20	3	Bowling Green (09/21/2024)
	3	Notre Dame (08/31/2024)
LONG PUNT RETURN	19	Bowling Green (09/21/2024)

TEXAS A&M 20+ YARD PLAYS (29)

YDS	TYPE	PLAYER(S)	OPPONENT
75 *	Rush	Le'Veon Moss	Missouri
73 *	Pass	Cyrus Allen from Marcel Reed	Florida
65 *	Rush	Terry Bussey	McNeese
58 *	Pass	Noah Thomas from Marcel Reed	Arkansas
45 *	INT	Bryce Anderson	Florida
40	Pass	Jahdae Walker from Conner Weigman	Missouri
33	Pass	Terry Bussey from Conner Weigman	Missouri
32	Pass	Terry Bussey from Conner Weigman	Missouri
31	Rush	Marcel Reed	Florida
31	Rush	Le'Veon Moss	McNeese
31	Pass	Cyrus Allen from Marcel Reed	McNeese
30	Rush	Le'Veon Moss	Arkansas
29	Pass	Noah Thomas from Conner Weigman	Missouri
29	Pass	Jahdae Walker from Marcel Reed	Arkansas
29	Pass	Jahdae Walker from Marcel Reed	Bowling Green
29 *	Pass	Theo Melin Öhrström from Marcel Reed	Florida
27 *	Pass	Theo Melin Öhrström from Marcel Reed	Bowling Green
27	Rush	Le'Veon Moss	Florida
25	Rush	Amari Daniels	Missouri
24	KR	Terry Bussey	Notre Dame
23	KR	Terry Bussey	Bowling Green
22	Rush	Le'Veon Moss	Arkansas
22	Pass	Cyrus Allen from Marcel Reed	Arkansas
22	Rush	Le'Veon Moss	Florida
21	Pass	Noah Thomas from Conner Weigman	Missouri
21	Pass	Noah Thomas from Marcel Reed	Arkansas
20	Pass	Le'Veon Moss from Marcel Reed	Bowling Green
20	Pass	Moose Muhammad III From Marcel Reed	Florida
20	Pass	Moose Muhammad III from Conner Weigman	McNeese

* touchdown scored on play

20+ YARD PLAY BY PLAYER

Player	No.	TD	R	P	KR	PR	IR	FR	OTHER
Le'Veon Moss	7	1	6	1	0	0	0	0	0
Terry Bussey	5	1	1	2	2	0	0	0	0
Noah Thomas	4	1	0	4	0	0	0	0	0
Cyrus Allen	3	1	0	3	0	0	0	0	0
Amari Daniels	2	0	0	2	0	0	0	0	0
Moose Muhammad III	2	0	0	2	0	0	0	0	0
Theo Melin Öhrström	2	2	0	2	0	0	0	0	0
Jahdae Walker	2	0	0	2	0	0	0	0	0
Bryce Anderson	1	1	0	0	0	0	1	0	0
Marcel Reed	1	0	1	0	0	0	0	0	0
TOTAL	29	6	8	18	2	0	1	0	0

LONGEST PLAYS OF 2024

RUSHING

75 Le'Veon Moss vs Missouri (Oct. 5)

RUSHING TOUCHDOWN

75 Le'Veon Moss vs Missouri (Oct. 5)

PASSING

73 Cyrus Allen from Marcel Reed vs Florida (Sept. 14)

PASSING TOUCHDOWN

73 Cyrus Allen from Marcel Reed vs Florida (Sept. 14)

PUNT RETURN

10 Terry Bussey vs Notre Dame (Aug. 31)

KICK RETURN

24 Terry Bussey vs Notre Dame (Aug. 31)

INTERCEPTION RETURN

45 Bryce Anderson vs Florida (Sept. 14)

FUMBLE RETURN

N/A

PUNT

62 Tyler White vs Notre Dame (Aug. 31)

FIELD GOAL

49 Randy Bond vs Notre Dame (Aug. 31)

PLAYS BY LENGTH

YARDS	NO.	TD
100+	0	0
90-99	0	0
80-89	0	0
70-79	2	2
60-69	1	1
50-59	1	1
40-49	2	1
30-39	6	0
20-29	17	2
TOTAL	29	7

BY PLAY TYPE

TYPE	NO.	TD
Rushing	9	2
Passing	17	4
Punt returns	0	0
Kick returns	2	0
Interceptions	1	1
Fumble returns	0	0
Other	0	0
TOTAL	29	7

20+ YARD PLAY GAME-BY-GAME

	Rush	Pass	Punt	Kick	INT	Fumble	Other
			Return	Return		Return	Total
Notre Dame	0	0	0	1	0	0	0
McNeese	2	2	0	0	0	0	0
at Florida	3	4	0	0	1	0	0
Bowling Green	0	3	0	1	0	0	0
vs. Arkansas	2	3	0	0	0	0	0
Missouri	2	5	0	0	0	0	0
at Mississippi State							
LSU							
at South Carolina							
New Mexico State							
at Auburn							
Texas							

OPPONENT 20+ YARD PLAYS (25)

YDS	TYPE	PLAYER(S)	TEAM
75 *	Pass	Isaac Teslaa from Taylen Green	Arkansas
65 *	Pass	Harold Fannin Jr. from Connor Bazelak	Bowling Green
63	KR	Marquis Johnson	Missouri
59 *	Pass	Theo Wease from Brady Cook	Missouri
47 *	Rush	Jadarian Price	Notre Dame
47	Rush	Bryce Strong	McNeese
40 *	Rush	Rahkeem Smith	Bowling Green
39	Pass	Chimere Dike from Graham Mertz	Florida
38	Pass	Elijah Badger from Graham Mertz	Florida
30	Pass	Harold Fannin Jr. from Connor Bazelak	Bowling Green
29	Rush	Jeremiyah Love	Notre Dame
28	KR	Treyaun Webb	Florida
27	Pass	Luther Burden from Brady Cook	Missouri
27	Pass	Andrew Armstrong from Taylen Green	Arkansas
27	KR	Jadan Baugh	Florida
27	KR	Jadan Baugh	Florida
26	KR	Justin Pegues	Bowling Green
26	Rush	TreVont Citizen	McNeese
25	Rush	Devin Bale	Arkansas
24	Rush	Taylen Green	Arkansas
23	Pass	Luther Burden from Brady Cook	Missouri
22	Pass	Chimere Dike from Graham Mertz	Florida
21	Pass	Isaac Teslaa from Taylen Green	Arkansas
21 *	Rush	Jeremiyah Love	Notre Dame
20	Pass	Beaux Collins from Riley Leonard	Notre Dame

* touchdown scored on play

LONGEST PLAYS OF 2024

RUSHING

- 47 Jadarian Price of Notre Dame (Aug. 31)
47 Bryce Strong of McNeese (Sept. 7)

RUSHING TOUCHDOWN

- 47 Jadarian Price of Notre Dame (Aug. 31)

PASSING

- 75 Isaac Teslaa from Taylen Green of Arkansas (Sept. 28)

PASSING TOUCHDOWN

- 75 Isaac Teslaa from Taylen Green of Arkansas (Sept. 28)

PUNT RETURN

- 3 Justin Pegues of Bowling Green (Sept. 21)

KICK RETURN

- 63 Marquis Johnson of Missouri (Oct. 5)

INTERCEPTION RETURN

- 12 Adon Shuler of Notre Dame (Aug. 31)

FUMBLE RETURN

N/A

PUNT

- 67 Finn Lappin of McNeese (Sept. 7)

FIELD GOAL

- 46 Mitch Jeter of Notre Dame (Aug. 31)
46 Mitch Jeter of Notre Dame (Aug. 31)

PLAYS BY LENGTH

YARDS	NO.	TD
100+	0	0
90-99	0	0
80-89	0	0
70-79	1	1
60-69	2	1
50-59	1	1
40-49	3	2
30-39	3	0
20-29	15	1
TOTAL	25	6

BY PLAY TYPE

TYPE	NO.	TD
Rushing	8	3
Passing	12	3
Punt returns	0	0
Kick returns	5	0
Interceptions	0	0
Fumble returns	0	0
Other	0	0
TOTAL	25	6

20+ YARD PLAY GAME-BY-GAME

	Rush	Pass	Punt Return	Kick Return	INT	Fumble Return	Other Total
Notre Dame	3	1	0	0	0	0	0
McNeese	2	0	0	0	0	0	0
at Florida	0	3	0	3	0	0	0
Bowling Green	1	2	0	1	0	0	0
vs. Arkansas	2	3	0	0	0	0	0
Missouri	0	3	0	1	0	0	0
at Mississippi State							
LSU							
at South Carolina							
New Mexico State							
at Auburn							
Texas							

STARTING LINEUPS

OFFENSE

	LT	LG	C	RG	RT	QB	WR	WR	TE	WR/TE	RB
Notre Dame	Zuhn III	Bisontis	Nabou Jr.	Reed-Adams	Crownover	Weigman	Thomas	Walker	Watson, T.	Allen	Moss
McNeese	Zuhn III	Bisontis	Faaiu	Reed-Adams	Crownover	Weigman	Thomas	Walker	Watson, T.	Melin Öhrström	Moss
at Florida	Zuhn III	Bisontis	Faaiu	Reed-Adams	Crownover	Reed	Thomas	Allen	Watson, T.	Melin Öhrström	Moss
Bowling Green	Zuhn III	Bisontis	Shanahan	Reed-Adams	Crownover	Reed	Thomas	Allen	Watson, T.	Barber	Moss
vs. Arkansas	Zuhn III	Bisontis	Faaiu	Reed-Adams	Crownover	Reed	Thomas	Walker	Watson, T.	Barber	Moss
Missouri	Zuhn III	Bisontis	Faaiu	Reed-Adams	Crownover	Weigman	Thomas	Walker	Watson, T.	Barber	Moss
at Mississippi State											
LSU											
at South Carolina											
New Mexico State											
at Auburn											
Texas											

DEFENSE

	DE	DT	DT	DE	LB	LB	LB/DB	DB	DB	CB	CB
Notre Dame	Scourton	Regis	Turner	Stewart	Williams, Sc.	York	Chappell	Ratcliffe	Anderson	Lee III	Thomas
McNeese	Scourton	Regis	Turner	Stewart	Sanford	York	Chappell	Ratcliffe	Brooks	Lee III	Thomas
at Florida	Scourton	Regis	Turner	Stewart	Sanford	York	Hill	Ratcliffe	Anderson	Lee III	Thomas
Bowling Green	Scourton	Regis	Turner	Stewart	Williams, Sc.	York	Hill	Ratcliffe	Anderson	Lee III	Thomas
vs. Arkansas	Scourton	Regis	Turner	Stewart	Williams, Sc.	York	DeShields	Ratcliffe	Brooks	Lee III	Ricks
Missouri	Scourton	Regis	Turner	Stewart	Williams, Sc.	York	Hill	Ratcliffe	Brooks	Lee III	Ricks
at Mississippi State											
LSU											
at South Carolina											
New Mexico State											
at Auburn											
Texas											

CAREER STARTS BY SEASON

	2020	2021	2022	2023	2024	Total	Consecutive
Tyreek Chappell	-	8	11	10	2	31	-
Trey Zuhn III	-	-	11	13	6	30	25
Shemar Turner	-	-	11	12	6	29	29
Chase Bisontis	-	-	-	13	6	19	19
Taurean York	-	-	-	13	6	19	19
Noah Thomas	-	-	4	8	6	18	6
Mark Nabou Jr.	-	-	1	12	1	14	-
Bryce Anderson	-	-	-	11	3	14	-
Shemar Stewart	-	-	6	1	6	13	7
Conner Weigman	-	-	4	4	3	11	1
Jahdae Walker	-	-	(11)	7	4	11 (22)	2
Le'Veon Moss	-	-	-	4	6	10	6
Dametrious Crownover	-	-	1	1	6	8	7
Albert Regis	-	-	1	1	6	8	7
Will Lee III	-	-	-	(9)	6	6 (15)	6
Marcus Ratcliffe	-	-	-	(11)	6	6 (17)	6
Ar'Maj Reed-Adams	(3)	-	-	(12)	6	6 (21)	6
Nic Scourton	-	-	-	(11)	6	6 (17)	6
Tre Watson	-	(2)	(4)	(13)	6	6 (25)	6
Jayvon Thomas	-	-	-	1	4	5	-
Dalton Brooks	-	-	-	1	3	4	2
Kolinu'u Faaiu	-	-	-	(8)	4	4 (12)	2
Theo Melin Öhrström	-	-	-	2	2	4	-
Scooby Williams	-	-	-	(10)	4	4 (14)	3
Cyrus Allen	-	-	(7)	(11)	3	3 (21)	-
Jabre Barber	-	(12)	(6)	(14)	3	3 (35)	3
Jaydon Hill	(5)	-	(9)	(11)	3	3 (28)	1
Marcel Reed	-	-	-	-	3	3	-
Dezz Ricks	-	-	-	-	2	2	2
Daymion Sanford	-	-	-	-	2	2	-
Solomon DeShields	-	-	-	(11)	1	1 (12)	-
TJ Shanahan	-	-	-	-	1	1	-

(x) - includes previous school

PARTICIPATION CHART

	Name	GP/GS	ND	MCN	UF	BG	ARK	MIZZ	MSST	LSU	USC	NMSU	AUB	TX
0	Izaiah Williams	1/0	...	XXX
0	Scooby Williams	5/4	START	...	XXX	START	START	START	START	START	START	START	START	START
1	Jabre Barber	5/3	...	XXX	XXX	START	START	START	START	START	START	START	START	START
1	Bryce Anderson	6/3	START	XXX	START	START	START	XXX	XXX	XXX	XXX	XXX	XXX	XXX
2	Terry Bussey	6/0	XXX	XXX	XXX	XXX	XXX	XXX	XXX	XXX	XXX	XXX	XXX	XXX
3	Noah Thomas	6/6	START	START	START	START	START	START	START	START	START	START	START	START
3	Marcus Ratcliffe	6/6	START	START	START	START	START	START	START	START	START	START	START	START
4	Micah Tease	3/0	XXX	XXX	...	XXX
4	Shemar Stewart	6/6	START	START	START	START	START	START	START	START	START	START	START	START
5	Amari Daniels	6/0	XXX	XXX	XXX	XXX	XXX	XXX	XXX	XXX	XXX	XXX	XXX	XXX
5	Shemar Turner	6/6	START	START	START	START	START	START	START	START	START	START	START	START
6	Cyrus Allen	6/3	START	XXX	START	START	START	XXX	XXX	XXX	XXX	XXX	XXX	XXX
7	Moose Muhammad III	5/0	XXX	XXX	XXX	...	XXX	XXX	XXX	XXX	XXX	XXX	XXX	XXX
7	Tyreek Chappell	2/2	START	START
8	Jaydon Hill	6/3	XXX	XXX	START	START	START	XXX	START	START	START	START	START	START
8	Le'Veon Moss	6/6	START	START	START	START	START	START	START	START	START	START	START	START
9	Trey Jones III	5/0	XXX	XXX	...	XXX	XXX	XXX	XXX	XXX	XXX	XXX	XXX	XXX
9	Jahdae Walker	6/4	START	START	XXX	XXX	START	START	START	START	START	START	START	START
10	Marcel Reed	5/3	...	XXX	START	START	START	XXX	START	START	START	START	START	START
10	Dezz Ricks	6/2	XXX	XXX	XXX	XXX	XXX	START	START	START	START	START	START	START
11	Jacob Bostick	6/0	XXX	XXX	XXX	XXX	XXX	XXX	XXX	XXX	XXX	XXX	XXX	XXX
11	Nic Scourton	6/6	START	START	START	START	START	START	START	START	START	START	START	START
12	Nana Boadi-Owusu	6/0	XXX	XXX	XXX	XXX	XXX	XXX	XXX	XXX	XXX	XXX	XXX	XXX
13	DJ Hicks	6/0	XXX	XXX	XXX	XXX	XXX	XXX	XXX	XXX	XXX	XXX	XXX	XXX
14	Jayvon Thomas	6/4	START	START	START	START	START	XXX	START	START	START	START	START	START
15	Rylan Kennedy	6/0	XXX	XXX	XXX	XXX	XXX	XXX	XXX	XXX	XXX	XXX	XXX	XXX
15	Conner Weigman	3/3	START	START
16	Kevin Longstreet	3/0	...	XXX	...	XXX	XXX
17	Theo Melin Ohrström	6/2	XXX	START	START	START	XXX	XXX	START	START	START	START	START	START
17	Albert Regis	6/6	START	START	START	START	START	START	START	START	START	START	START	START
18	Donovan Green	3/0	...	XXX	XXX	XXX
18	Cashius Howell	6/0	XXX	XXX	XXX	XXX	XXX	XXX	XXX	XXX	XXX	XXX	XXX	XXX
19	Bravion Rogers	6/0	XXX	XXX	XXX	XXX	XXX	XXX	XXX	XXX	XXX	XXX	XXX	XXX
20	B.J. Mayes	4/0	...	XXX	...	XXX	XXX	XXX	XXX	XXX	XXX	XXX	XXX	XXX
20	Johnny Ryder	4/0	...	XXX	...	XXX	XXX	XXX	XXX	XXX	XXX	XXX	XXX	XXX
21	Taurean York	6/6	START	START	START	START	START	START	START	START	START	START	START	START
22	E.J. Smith	5/0	XXX	...	XXX	XXX	XXX	XXX	XXX	XXX	XXX	XXX	XXX	XXX
22	Solomon DeShields	5/1	...	XXX	XXX	XXX	START	XXX	START	START	START	START	START	START
23	Ernest Campbell	1/0	...	XXX
23	Chantz Johnson	4/0	XXX	XXX	XXX	XXX
24	Donovan Saunders	1/0	...	XXX
25	Dalton Brooks	6/3	XXX	START	XXX	XXX	START	START	START	START	START	START	START	START
26	Layne Gerke	1/0	...	XXX
26	Will Lee III	6/6	START	START	START	START	START	START	START	START	START	START	START	START
27	Daymion Sanford	6/2	XXX	START	START	XXX	XXX	XXX	XXX	XXX	XXX	XXX	XXX	XXX
28	Israel Benjamin	1/0	...	XXX
29	Myles Davis	5/0	...	XXX	XXX	XXX	XXX	XXX	XXX	XXX	XXX	XXX	XXX	XXX
30	Solomon Williams	1/0	...	XXX
32	Tristan Jernigan	5/0	XXX	XXX	XXX	XXX	XXX	...	XXX	XXX	XXX	XXX	XXX	XXX
33	Jarred Kerr	6/0	XXX	XXX	XXX	XXX	XXX	XXX	XXX	XXX	XXX	XXX	XXX	XXX
35	Sawyer Bolli	1/0	...	XXX
37	Tyler White	6/0	XXX	XXX	XXX	XXX	XXX	XXX	XXX	XXX	XXX	XXX	XXX	XXX
38	Benjamin Bruce	1/0	...	XXX
39	Adam Graham	1/0	...	XXX
40	Martrell Harris Jr.	2/0	XXX	XXX
41	Liam Padron	1/0	...	XXX
41	A.J. DiNota	6/0	XXX	XXX	XXX	XXX	XXX	XXX	XXX	XXX	XXX	XXX	XXX	XXX
42	Kendall Jackson	1/0	...	XXX
45	Jordan Lockhart	5/0	XXX	XXX	XXX	XXX	XXX	...	XXX	XXX	XXX	XXX	XXX	XXX
46	Aidan Herrera	1/0	...	XXX
47	Randy Bond	6/0	XXX	XXX	XXX	XXX	XXX	XXX	XXX	XXX	XXX	XXX	XXX	XXX
48	Jacob Graham	6/0	XXX	XXX	XXX	XXX	XXX	XXX	XXX	XXX	XXX	XXX	XXX	XXX
52	Blake Ivy	1/0	...	XXX
53	Jadon Scarlett	1/0	...	XXX
54	Danny Lockhart Jr.	1/0	...	XXX
54	Mark Nabou Jr.	1/1	START
55	Dealyn Evans	1/0	...	XXX
55	Armaj Reed-Adams	6/6	START	START	START	START	START	START	START	START	START	START	START	START
56	Rodas Johnson	6/0	XXX	XXX	XXX	XXX	XXX	XXX	XXX	XXX	XXX	XXX	XXX	XXX
60	Trey Zuhn III	6/6	START	START	START	START	START	START	START	START	START	START	START	START
61	Kolinu'u Faaiu	6/4	XXX	START	START	START	XXX	START	START	START	START	START	START	START
66	Hunter Erb	1/0	...	XXX	XXX
67	T.J. Shanahan	4/1	XXX	XXX	XXX	START	START	...	START	START	START	START	START	START
71	Chase Bisontis	6/6	START	START	START	START	START	START	START	START	START	START	START	START
73	Ashton Funk	1/0	...	XXX
74	Aki Ogunbiyi	2/0	...	XXX	XXX
75	Kam Dewberry	6/0	XXX	XXX	XXX	XXX	XXX	XXX	XXX	XXX	XXX	XXX	XXX	XXX
76	Reuben Fatheree II	6/0	XXX	XXX	XXX	XXX	XXX	XXX	XXX	XXX	XXX	XXX	XXX	XXX
78	Dametrious Crownover	6/6	START	START	START	START	START	START	START	START	START	START	START	START
80	Wesley Watson	1/0	...	XXX
82	Shane Calhoun	6/0	XXX	XXX	XXX	XXX	XXX	XXX	XXX	XXX	XXX	XXX	XXX	XXX
84	Blake Buntyn	1/0	...	XXX
84	Tre Watson	6/6	START	START	START	START	START	START	START	START	START	START	START	START
85	Jaden Platt	4/0	...	XXX	XXX	XXX	XXX	...	XXX	XXX	XXX	XXX	XXX	XXX
87	Cody Polk	1/0	...	XXX
87	Ashton Bethel-Roman	1/0	...	XXX
88	Samu Taumanupepe	1/0	...	XXX
91	Tommy Colligan	1/0	...	XXX
92	Malick Sylla	4/0	...	XXX	XXX	XXX	XXX	...	XXX	XXX	XXX	XXX	XXX	XXX
93	Drew Beltran	1/0	...	XXX
94	Josh Celiscar	1/0	...	XXX
95	Charlie Shears	1/0	...	XXX
96	Nathan Jackson	1/0	...	XXX
98	Jesse Chukwu	1/0	...	XXX
99	Gabriel Brownlow-Dindy	1/0	...	XXX
99	Jared Zirkel	6/0	XXX	XXX	XXX	XXX	XXX	XXX	XXX	XXX	XXX	XXX	XXX	XXX

SEASON/CAREER STATS

RUSHING

SEASON STATISTICS										CAREER STATISTICS									
	GP	Att	Gain	Loss	Net	Avg	TD	Long	Avg/G		GP	Att	Gain	Loss	Net	Avg	TD	Long	Avg/G
8 Le'Veon Moss	6	88	611	2	609	6.9	6	75	101.5		22	211	1222	15	1207	5.7	12	75	54.9
4 Amari Daniels	6	57	254	9	245	4.3	4	25	40.8		28	218	1132	36	1096	5.0	11	79	39.1
10 Marcel Reed	5	43	263	37	226	5.3	2	31	45.2		8	56	323	52	271	4.8	3	31	33.9
15 Conner Weigman	3	16	114	16	98	6.1	0	18	32.7		12	55	351	93	258	4.7	2	32	21.5
22 EJ Smith	5	21	84	4	80	3.8	0	14	16.0		29	130	679	42	637	4.9	5	87	22.0
2 Terry Bussey	6	6	81	2	79	13.2	1	65	13.2		6	6	81	2	79	13.2	1	65	13.2
41 AJ DiNota	6	6	29	0	29	4.8	0	15	4.8		7	8	34	0	34	4.2	0	15	4.9
3 Noah Thomas	6	3	20	0	20	6.7	0	10	3.3		28	3	20	0	20	6.7	0	10	0.7
9 Jahdae Walker	6	2	10	0	10	5.0	0	6	1.7		36	6	17	4	13	2.2	0	6	0.4
1 Jabre Barber	5	3	9	6	3	1.0	0	8	0.6		40	7	25	14	11	1.6	0	15	0.3
Team	6	3	0	5	-5	-1.7	0	0	-0.8										
TOTAL	6	248	1475	81	1394	5.6	13	75	232.3										
OPPONENTS	6	180	849	162	687	3.8	5	47	114.5										

PASSING

SEASON STATISTICS									CAREER STATISTICS								
	GP	Effic	Cmp-Att-Int	Pct	Yds	TD	Lng	Avg/G		GP	Effic	Cmp-Att-Int	Pct	Yds	TD	Lng	Avg/G
10 Marcel Reed	4	141.7	43-79-0	54.4	585	6	73	146.2		7	144.1	64-115-1	55.7	959	7	73	137.0
15 Conner Weigman	3	129.8	41-66-2	62.1	501	2	40	167.0		12	141.0	196-317-4	61.8	2376	18	45	198.0
TOTAL	6	136.3	84-145-2	57.9	1086	8	73	181.0									
OPPONENTS	6	111.8	103-189-7	54.5	1221	6	75	203.5									

RECEIVING

SEASON STATISTICS								CAREER STATISTICS							
	GP	No.	Yds	Avg	TD	Long	Avg/G		GP	No.	Yds	Avg	TD	Long	Avg/G
3 Noah Thomas	6	19	252	13.3	2	58	42.0		28	53	662	12.5	9	58	23.6
6 Cyrus Allen	6	12	204	17.0	1	73	34.0		27	80	1482	18.5	9	85	54.9
9 Jahdae Walker	6	11	131	11.9	1	40	21.8		36	78	1372	17.6	7	52	38.1
1 Jabre Barber	5	10	66	6.6	0	13	13.2		40	142	1740	12.3	10	60	43.5
84 Tre Watson	6	6	69	11.5	1	18	11.5		39	62	661	10.7	5	28	16.9
2 Terry Bussey	6	5	86	17.2	0	33	14.3		6	5	86	17.2	0	33	14.3
8 Le'Veon Moss	6	5	68	13.6	0	20	11.3		22	17	160	9.4	0	20	7.3
7 Moose Muhammad III	5	5	49	9.8	1	20	9.8		38	80	1157	14.5	11	49	30.4
17 Theo Melin Öhrström	6	4	69	17.2	2	29	11.5		20	4	69	17.2	2	29	3.5
5 Amari Daniels	6	2	32	16.0	0	22	5.3		28	18	135	7.5	0	34	4.8
0 Izaiah Williams	1	1	15	15.0	0	15	15.0		1	1	15	15.0	0	15	15.0
82 Shane Calhoun	6	1	15	15.0	0	15	2.5		44	64	609	9.5	6	36	13.8
11 Jacob Bostick	6	1	14	14.0	0	14	2.3		11	1	14	14.0	0	14	1.3
87 Ashton Bethel-Roman	1	1	9	9.0	0	9	9.0		1	1	9	9.0	0	9	9.0
22 EJ Smith	5	1	7	7.0	0	7	1.4		29	60	393	6.6	1	53	13.6
TOTAL	6	84	1086	12.9	8	73	181.0								
OPPONENTS	6	103	1221	11.9	6	75	203.5								

TOTAL OFFENSE

SEASON STATISTICS							CAREER STATISTICS							
	G	Plays	Rush	Pass	Total	Avg/G		G	Plays	Rush	Pass	Total	Avg/G	
10	Marcel Reed	5	122	226	585	811	162.2		8	171	271	959	1230	153.8
8	Le'Veon Moss	6	88	609	0	609	101.5		22	211	1207	0	1207	54.9
15	Conner Weigman	3	82	98	501	599	199.7		12	372	258	2376	2634	219.5
5	Amari Daniels	6	57	245	0	245	40.8		28	218	1096	0	1096	39.1
22	EJ Smith	5	21	80	0	80	16.0		29	130	637	0	637	22.0
2	Terry Bussey	6	6	79	0	79	13.2		6	6	79	0	79	13.2
41	AJ DiNota	6	6	29	0	29	4.8		7	8	34	0	34	4.9
3	Noah Thomas	6	3	20	0	20	3.3		28	3	20	0	20	0.7
9	Jahdae Walker	6	2	10	0	10	1.7		36	6	13	0	13	0.4
1	Jabre Barber	5	3	3	0	3	0.6		40	9	11	20	31	0.8
	Team	6	3	-5	0	-5	-0.8							
	TOTAL	6	393	1394	1086	2480	413.3							
	OPPONENTS	6	369	687	1221	1908	318.0							

SCORING

SEASON STATISTICS

|----- PATs -----|

	TD	FGs	Kick	Rush	Rcv	Pass	DXP	Saf	Points
47 Randy Bond	-	11-13	21-21	-	-	-	-	-	54
8 Le'Veon Moss	6	-	-	-	-	-	-	-	36
5 Amari Daniels	4	-	-	-	-	-	-	-	24
3 Noah Thomas	2	-	-	-	-	-	-	-	12
17 Theo Melin Öhrström	2	-	-	-	-	-	-	-	12
10 Marcel Reed	2	-	-	0-1	-	-	-	-	12
6 Cyrus Allen	1	-	-	-	-	-	-	-	6
84 Tre Watson	1	-	-	-	-	-	-	-	6
9 Jahdae Walker	1	-	-	-	-	-	-	-	6
1 Bryce Anderson	1	-	-	-	-	-	-	-	6
7 Moose Muhammad III	1	-	-	-	-	-	-	-	6
2 Terry Bussey	1	-	-	-	-	-	-	-	6
TOTAL	22	11-13	21-21	0-1	-	-	-	-	186
OPPONENTS	11	8-9	10-10	-	-	0-1	-	-	100

CAREER STATISTICS

|----- PATs -----|

TD	FGs	Kick	Rush	Rcv	Pass	DXP	Saf	Points
-	50-65	94-94	-	-	-	-	-	244
12	-	-	-	-	-	-	-	72
11	-	-	-	-	-	-	-	66
9	-	-	-	-	-	-	-	54
2	-	-	-	-	-	-	-	12
3	-	-	0-1	-	-	-	-	18
9	-	-	-	-	-	-	-	54
5	-	-	-	-	-	-	-	30
7	-	-	-	-	-	-	-	42
1	-	-	-	-	-	-	-	6
11	-	-	-	-	-	-	-	66
1	-	-	-	-	-	-	-	6

ALL-PURPOSE

SEASON STATISTICS

	G	Rush	Rec	PR	KOR	IR	Tot	Avg/G
8 Le'Veon Moss	6	609	68	0	0	0	677	112.8
5 Amari Daniels	6	245	32	0	0	0	277	46.2
3 Noah Thomas	6	20	252	0	0	0	272	45.3
2 Terry Bussey	6	79	86	29	64	0	258	43.0
10 Marcel Reed	5	226	0	0	0	0	226	45.2
6 Cyrus Allen	6	0	204	0	0	0	204	34.0
9 Jahdae Walker	6	10	131	0	0	0	141	23.5
15 Conner Weigman	3	98	0	0	0	0	98	32.7
22 EJ Smith	5	80	7	0	0	0	87	17.4
1 Jabre Barber	5	3	66	0	0	0	69	13.8
84 Tre Watson	6	0	69	0	0	0	69	11.5
17 Theo Melin Öhrström	6	0	69	0	0	0	69	11.5
7 Moose Muhammad III	5	0	49	0	0	0	49	9.8
1 Bryce Anderson	6	0	0	0	0	45	45	7.5
41 AJ DiNota	6	29	0	0	0	0	29	4.8
82 Shane Calhoun	6	0	15	0	0	0	15	2.5
14 Jayvon Thomas	6	0	0	0	0	15	15	2.5
0 Izaiah Williams	1	0	15	0	0	0	15	15.0
11 Jacob Bostick	6	0	14	0	0	0	14	2.3
3 Marcus Ratcliffe	6	0	0	0	0	12	12	2.0
85 Jaden Platt	4	0	0	0	11	0	11	2.8
87 Ashton Bethel-Roman	1	0	9	0	0	0	9	9.0
26 Will Lee III	6	0	0	0	0	4	4	0.7
Team	6	-5	0	0	0	0	-5	-0.8
TOTAL	6	1394	1086	29	75	76	2660	443.3
OPPONENTS	6	687	1221	22	264	12	2206	367.7

CAREER STATISTICS

G	Rush	Rec	PR	KOR	IR	Tot	Avg/G
22	1207	160	0	32	0	1399	63.6
28	1096	135	0	0	0	1231	44.0
28	20	662	0	0	0	682	24.4
6	79	86	29	64	0	258	43.0
8	271	0	0	0	0	271	33.9
27	0	1482	0	247	0	1729	64.0
36	13	1372	0	0	0	1385	38.5
12	258	0	0	0	0	258	21.5
29	637	393	0	0	0	1030	35.5
40	11	1740	83	202	0	2036	50.9
39	0	661	0	0	0	661	16.9
20	0	69	0	0	0	69	3.5
38	0	1157	194	0	0	1351	35.6
28	0	0	0	0	60	60	2.1
7	34	0	0	0	0	34	4.9
44	0	609	0	0	0	609	13.8
15	0	0	0	0	15	15	1.0
1	0	15	0	0	0	15	15.0
11	0	14	0	0	0	14	1.3
18	0	0	0	0	41	41	2.3
7	0	52	0	11	0	63	9.0
1	0	9	0	0	0	9	9.0
17	0	0	0	0	31	31	1.8

PUNTING

SEASON STATISTICS

	No.	Yds	Avg	Long	TB	FC	I20	Blkd
37 Tyler White	19	876	46.1	62	3	11	12	0
Team	1	0	0.0	0	0	0	0	1
TOTAL	20	876	43.8	62	3	11	12	1
OPPONENTS	29	1235	42.6	67	2	6	11	0

CAREER STATISTICS

No.	Yds	Avg	Long	TB	FC	I20	Blkd
19	876	46.1	62	3	11	12	0

KICKOFFS

SEASON STATISTICS

	No.	Yds	Avg	TB	OB
99 Jared Zirkel	36	2303	64.0	24	2
47 Randy Bond	2	126	63.0	1	0
41 Liam Padron	1	58	58.0	0	0
TOTAL	39	2469	63.3	25	2
OPPONENTS	23	1333	58.0	16	1

CAREER STATISTICS

No.	Yds	Avg	TB	OB
36	2303	64.0	24	2
75	4694	62.6	37	1
1	58	58.0	0	0

FIELD GOALS

SEASON STATISTICS

	Att	Good	Long	Blkd
47 Randy Bond	13	11	49	0
TOTAL	13	11	49	0
OPPONENTS	9	8	46	0

CAREER STATISTICS

Att	Good	Long	Blkd	Pct
65	50	52	4	76.9

DEFENSE

SEASON STATISTICS

	GP	Solo	Ast	Total	TFL	Sacks	Int	PBU	QBH	FR	FF	Blk
21 Taurean York	6	9	19	28	1.5-8	1.0-6	.	1	2	.	.	.
26 Will Lee III	6	20	2	22	0.5-1	.	1-4	8
3 Marcus Ratcliffe	6	13	7	20	2.0-10	.	3-12	.	1	.	1	.
0 Scooby Williams	5	11	9	20	2.5-8	.	.	1	2	1	.	.
25 Dalton Brooks	6	12	7	19	4.5-15	.	.	1
4 Shemar Stewart	6	8	9	17	2.0-18	1.5-16	.	.	4	.	1	.
11 Nic Scourton	6	13	4	17	10.0-35	4.5-17	.	2	4	.	1	.
5 Shemar Turner	6	9	7	16	3.5-15	1.0-8	.	.	1	.	.	.
18 Cashius Howell	6	7	7	14	1.0-6	1.0-6	.	1	3	.	.	.
17 Albert Regis	6	5	8	13	1.0-3	0.5-2	.	1	1	.	.	.
15 Rylan Kennedy	6	7	5	12	3	.	.	.
27 Daymion Sanford	6	10	2	12	2.0-8	1.0-3	.	1	1	.	.	.
8 Jaydon Hill	6	9	3	12	2.0-10	1.0-9	.	.	1	1	1	.
14 Jayvon Thomas	6	9	2	11	1.0-9	.	1-15
10 Dezz Ricks	6	9	1	10	1.0-3	.	1-0	1
9 Trey Jones III	5	6	4	10	.	.	.	2
1 Bryce Anderson	6	5	3	8	1.0-1	.	1-45	1
45 Jordan Lockhart	5	4	4	8
32 Tristan Jernigan	5	1	6	7
22 Solomon DeShields	5	2	5	7	0.5-8	0.5-8	.	.	2	.	.	.
56 Rodas Johnson	6	3	4	7	1.5-6	1.0-6
19 Bravion Rogers	6	4	2	6
20 BJ Mayes	4	2	4	6	.	.	.	1
29 Myles Davis	4	5	1	6
33 Jarred Kerr	6	1	3	4
13 DJ Hicks	6	1	3	4	1.0-3	1.0-3
88 Samu Taumanupepe	1	2	2	4
7 Tyreek Chappell	2	1	2	3	1.0-2
53 Jadon Scarlett	1	1	1	2
41 AJ DiNota	6	1	1	2
92 Malick Sylla	3	.	1	1
3 Noah Thomas	6	1	.	1
39 Adam Graham	1	1	.	1
42 Kendall Jackson	1	.	1	1
99 Gabriel Brownlow-Dindy	1	.	1	1	0.5-1
94 Josh Celiscar	1	.	1	1
24 Donovan Saunders	1	1	.	1
17 Theo Melin Öhrström	6	1	.	1
12 Nana Boadi-Owusu	6	.	1	1
TOTALS	6	194	142	336	40-165	14-83	7-76	21	26	2-0	4	0
OPPONENTS	6	233	146	379	20-79	7-45	2-12	14	13	1-0	1	1

CAREER STATISTICS

	GP	Solo	Ast	Total	TFL	Sacks	Int	PBU	QBH	FR	FF	Blk
19	48	54	102	10.0-27	4.0-18	.	1	7	.	1	.	.
17	52	12	64	2.0-3	.	3-31	14	.	1	1	.	.
18	44	26	70	3.0-14	.	4-41	1	2	.	1	.	.
30	46	44	90	6.5-28	1.0-12	.	1	8	1	2	.	.
18	22	15	37	5.5-21	.	1-0	1
31	24	27	51	7.5-31	4.5-27	.	2	14	2	1	.	.
31	61	28	89	27.0-158	16.5-123	.	5	8	.	3	.	.
37	43	52	95	20.5-93	9.0-64	.	.	8	.	2	2	.
36	34	36	70	14.0-88	12.5-82	.	3	8	1	1	.	.
31	18	26	44	6.0-12	1.5-3	.	2	2	.	.	1	.
17	10	8	18	.	.	.	1	3
19	13	3	16	2.0-8	1.0-3	.	1	1
49	64	36	100	70-27	3.5-16	2-54	16	3	3	1	.	.
15	18	8	26	1.0-9	.	1-15
8	9	1	10	1.0-3	.	1-0	1
49	114	84	198	9.5-18	.	3-0	8	1	1	1	1	.
28	55	35	90	11.5-49	1.5-14	2-60	5	3	3	2	.	.
5	4	4	8
5	1	6	7
47	43	50	93	13.5-75	6.5-57	.	4	6	1	.	.	.
44	22	35	57	11.5-39	3.5-21	.	2	4	1	.	.	.
13	11	3	14	.	.	.	1
37	75	25	100	4.0-9	.	3-31	24
4	5	1	6
29	30	16	46	2.0-27	2.0-27	.	3	1	.	1	.	.
17	7	10	17	3.0-7	2.0-6
2	2	2	4
35	76	33	109	70-16	.	2-0	24	2	1	.	.	.
2	1	1	2
7	1	1	2
28	17	4	21	3.0-13	2.0-11	.	.	3
28	1	1	2
1	1	.	1
1	.	1	1
7	1	3	4	2.5-9	0.5-2
51	89	68	157	24.5-74	8.0-42	1-9	2	.	.	5	.	.
19	25	2	27	.	.	5-38	15
20	1	.	1
10	.	1	1

INTERCEPTIONS

SEASON STATISTICS						CAREER STATISTICS					
	No.	Yds	Avg	TD	Long	No.	Yds	Avg	TD	Long	
3 Marcus Ratcliffe	3	12	4.0	0	12	4	41	10.2	0	12	
1 Bryce Anderson	1	45	45.0	1	45	2	60	30.0	1	45	
26 Will Lee III	1	4	4.0	0	4	3	31	10.3	0	16	
10 Dezz Ricks	1	0	0.0	0	0	1	0	0.0	0	0	
14 Jayvon Thomas	1	15	15.0	0	15	1	15	15.0	0	15	
TOTAL	7	76	10.9	1	45						
OPPONENTS	2	12	6.0	0	12						

FUMBLE RETURNS

SEASON STATISTICS						CAREER STATISTICS					
	No.	Yds	Avg	TD	Long	No.	Yds	Avg	TD	Long	
8 Jaydon Hill	1	0	0.0	0	0	3	0	0.0	0	0	
0 Scooby Williams	1	0	0.0	0	0	1	0	0.0	0	0	
TOTAL	2	0	0.0	0	0						
OPPONENTS	1	0	0.0	0	0						

PUNT RETURNS

SEASON STATISTICS						CAREER STATISTICS					
	No.	Yds	Avg	TD	Long	No.	Yds	Avg	TD	Long	
2 Terry Bussey	5	29	5.8	0	10	5	29	5.8	0	10	
TOTAL	5	29	5.8	0	10						
OPPONENTS	2	22	11.0	0	3						

KICK RETURNS

SEASON STATISTICS						CAREER STATISTICS					
	No.	Yds	Avg	TD	Long	No.	Yds	Avg	TD	Long	
2 Terry Bussey	3	64	21.3	0	24	3	64	21.3	0	24	
85 Jaden Platt	1	11	11.0	0	11	1	11	11.0	0	11	
TOTAL	4	75	18.8	0	24						
OPPONENTS	11	264	24.0	0	63						

GAME ONE

7 Notre Dame	3	3	7	10	-	23
20 Texas A&M	3	3	0	7	-	13

Aug. 31 | Kyle Field | Bryan-College Station, Texas | 6:30 p.m. | Att: 107,315

No. 20 Aggies Drop Opener to No. 7 Notre Dame

The No. 20 Texas A&M football team dropped a back-and-forth affair to No. 7 Notre Dame, 23-13, in its season opener in front of the fourth-largest crowd of 107,315 at Kyle Field.

Le'Veon Moss compiled 72 yards on a career-best 20 carries to lead the ground attack for the Aggies. Quarterback Conner Weigman finished 12-of-30 passing for 100 yards and two interceptions.

On the defensive end, Taurean York and Will Lee III led the Maroon & White with nine tackles each. Transfer Nic Scourton topped Texas A&M with 1.5 tackles for loss in his Aggie debut.

After Texas A&M won the toss and elected to receive the opening kick, the Maroon & White struck first with a 34-yard field goal courtesy of Randy Bond. The graduate student's 40th career make capped off a 10 play 58-yard drive. The Fighting Irish responded on the ensuing drive with a 46-yard field goal to even the score at 3-3. Following a pair of punts from both sides, the score remained locked at the end of the first quarter.

In the same fashion as the first, a pair of field goals accounted for all the scoring in the second quarter as the two sides headed into the break tied at 6-6. In the opening minute of the second quarter, Bond knocked in a 49-yard field goal. Notre Dame later responded with a 26-yarder with 8:32 remaining in the half.

The Fighting Irish took their first lead of the night, 13-6, at the 6:50 mark of the third quarter behind a 47-yard rushing touchdown from Jadarian Price.

After a scoreless third, the Aggies found paydirt as Moss punched it in from a yard out to cap off a 10 play 65-yard drive. Bond's extra point tied the game at 13-13 with 11:49 showing on the clock. Following a pair of punts from both teams, Notre Dame pieced together an eight play 85-yard drive to jump back in front for good, 20-13, on a 21-yard Jeremiah Love touchdown run.

The Maroon & White were unable to respond on the ensuing drive as they turned it over on downs at their own 33-yard line. Despite holding the Fighting Irish from a first down, Notre Dame was able to tack on a 46-yard field goal to make the final 23-13.

	NOTRE DAME	TEXAS A&M
FIRST DOWNS	18	17
RUSHES-YARDS (NET)	34-198	38-146
PASSING YDS (NET)	158	100
Passes Comp-Att-Int	18-30-0	12-30-2
TOTAL OFFENSE PLAYS-YARDS	64-356	68-246
Fumbles-Lost	1-0	0-0
Penalties-Yards	11-99	6-55
Punts (Number-Avg)	5-42.8	4-54
Punt Returns-Yards-TDs	0-0-0	2-18-0
Kickoff Returns-Yards-TDs	1-19-0	2-41-0
Interception Returns-Yards-TDs	2-12-0	0-0-0
Fumble Returns-Yards-TDs	0-0-0	0-0-0
Possession Time	31:35	28:25
Third-Down Conversions	2 of 12	4 of 13
Fourth-Down Conversions	1 of 2	0 of 2
Red-Zone Scores-Chances	1-1	2-2
Sacks By: Number-Yards	1-11	0-0

NOTRE DAME					
RUSHING	ATT	YDS	TD	LG	AVG
Love	14	91	1	29	6.5
Leonard	12	63	0	11	5.3
Price	8	44	1	47	5.5
PASSING	C-A-I	YDS	TD	LG	SACK
Leonard	18-30-0	158	0	20	0
RECEIVING	REC	YDS	TD	LG	
Collins	5	62	0	20	
Greathouse	3	26	0	9	
Flanagan	2	25	0	16	
TACKLES	SOLO-AT	TOTAL			
Kiser	4-4	8			
Botelho	3-3	6			

TEXAS A&M					
RUSHING	ATT	YDS	TD	LG	AVG
Moss	20	70	1	12	3.5
Weigman	7	26	0	9	3.7
Smith	4	24	0	14	6.0
Daniels	5	20	0	7	4.0
PASSING	C-A-I	YDS	TD	LG	SACK
Weigman	12-30-2	100	0	18	1
RECEIVING	REC	YDS	TD	LG	
Walker	6	31	0	11	
Allen	2	28	0	15	
Watson	1	18	0	18	
TACKLES	SOLO-AT	TOTAL			
York	3-6	9			
Lee III	8-1	9			

SCORING SUMMARY

1ST	11:07	TAMU	Bond 34 yd field goal	10-58, 3:53
	06:39	ND	Jeter 46 yd field goal	9-47, 4:28
2ND	14:14	TAMU	Bond 49 yd field goal	8-31, 3:45
	08:32	ND	Jeter 26 yd field goal	7-21, 2:35
3RD	06:50	ND	Price 47 yd run (Jeter kick)	4-63, 2:05
4TH	11:49	TAMU	Moss 1 yd run (Bond kick)	10-65, 3:43
	01:54	ND	Love 21 yd run (Jeter kick)	8-85, 4:29
	00:30	ND	Jeter 46 yd field goal	4-5, 1:04

GAME TWO

McNeese	0	0	0	10	-	10
Texas A&M	14	24	7	7	-	52

Sept. 7 | Kyle Field | Bryan-College Station, Texas | 11:45 a.m. | Att: 92,345

Aggies Blow Past McNeese, 52-10, Record First Win of Elko Era

A stout defensive performance along with a high-powered offensive attack led the Texas A&M football team to its first win of the Mike Elko era as they rolled past McNeese, 52-10, Saturday afternoon at Kyle Field.

The Aggie offense was clicking on all cylinders, scoring on the first eight drives of the contest, marking their longest streak in regulation since 2011 against Baylor. The Maroon & White accumulated 529 yards of offense on the afternoon, including 333 on the ground. On the defensive end, Texas A&M held the Cowboys (1-2) to 279 yards and only 99 through the air.

Le'Veon Moss paced the offensive attack for the Aggies as the junior racked up 84 yards on nine carries and found the end zone twice. The multi-touchdown performance marked the first of Moss' career. Amari Daniels followed with 75 yards on 12 carries and two scores of his own, recording the first multi-touchdown game of his career.

Conner Weigman was efficient through the air in only a half of work as the sophomore went 11-of-14 for 125 yards and two scores. Off the bench, Marcel Reed finished 5-of-11 for 71 yards and added 43 yards on the ground on seven carries.

Transfer Cyrus Allen led all receivers with 72 yards on five catches, while Moose Muhammad III and Noah Thomas each hauled in a touchdown catch.

On the defensive end, Jordan Lockhart led the Maroon & White with six tackles, including four solo. Myles Davis and Tristan Jernigan each followed with five, while Shemar Turner led the team with a tackle for loss. In the secondary, Marcus Ratcliffe and Will Lee III accounted for the lone turnovers of the game as the duo each recorded an interception.

Randy Bond added a 42-yard field goal in the win to move into seventh all-time with 42 career field goals.

	MCNEESE	TEXAS A&M
FIRST DOWNS	14	29
RUSHES-YARDS (NET)	38-180	38-146
PASSING YDS (NET)	99	100
Passes Comp-Att-Int	11-21-2	12-30-2
TOTAL OFFENSE PLAYS-YARDS	59-279	63-529
Fumbles-Lost	0-0	0-0
Penalties-Yards	4-40	3-35
Punts (Number-Avg)	5-38.4	0-0
Punt Returns-Yards-TDs	0-0-0	0-0-0
Kickoff Returns-Yards-TDs	2-24-0	1-11-0
Interception Returns-Yards-TDs	0-0-0	2-16-0
Fumble Returns-Yards-TDs	0-0-0	0-0-0
Possession Time	30:23	29:37
Third-Down Conversions	7 of 15	5 of 8
Fourth-Down Conversions	2 of 2	1 of 2
Red-Zone Scores-Chances	2-2	6-7
Sacks By: Number-Yards	1-1	0-0

MCNEESE						TEXAS A&M					
RUSHING	ATT	YDS	TD	LG	AVG	RUSHING	ATT	YDS	TD	LG	AVG
Love	14	91	1	29	6.5	Moss	9	84	2	31	9.3
Leonard	12	63	0	11	5.3	Daniels	12	75	2	19	6.3
Price	8	44	1	47	5.5	Bussey	1	65	1	65	65.0
PASSING	C-A-I	YDS	TD	LG	SACK	PASSING	C-A-I	YDS	TD	LG	SACK
Leonard	18-30-0	158	0	20	0	Weigman	11-14-0	125	2	20	1
						Reed	5-11-0	71	0	31	0
RECEIVING	REC	YDS	TD	LG		RECEIVING	REC	YDS	TD	LG	
Collins	5	62	0	20		Allen	5	72	0	31	
Greathouse	3	26	0	9		Thomas	3	28	1	15	
Flanagan	2	25	0	16		Muhammad III	2	23	1	20	
TACKLES	SOLO-AT	TOTAL				TACKLES	SOLO-AT	TOTAL			
Kiser	4-4	8				Lockhart	4-2	6			
Botelho	3-3	6				Davis	4-1	5			

SCORING SUMMARY

1ST	12:44	TAMU	Moss 2 yd run (Bond kick)	5-75, 2:16
	07:19	TAMU	Daniels 2 yd run (Bond kick)	6-46, 4:11
2ND	14:20	TAMU	Moss 6 yd run (Bond kick)	10-73, 4:33
	10:27	TAMU	Thomas 15 yd pass from Weigman (Bond kick)	7-35, 3:04
	04:36	TAMU	Muhammad III 3 yd pass from Weigman (Bond kick)	8-80, 3:50
	00:44	TAMU	Bond 42 yd field goal	5-15, 1:46
3RD	05:55	TAMU	Daniels 7 yd run (Bond kick)	10-92, 4:47
4TH	10:25	MCN	Wright 10 yd pass from Sixkiller (Larco kick)	19-75, 10:30
	10:06	TAMU	Bussey 65 yd run (Bond kick)	1-65, 0:13
	00:00	MCN	Larco 26 yd field goal	11-89, 4:20

GAME THREE

Texas A&M	10	10	13	0	-	33
Florida	0	0	14	6	-	20

Sept. 14 | Ben Hill Griffin Stadium | Gainesville, Fla. | 2:30 p.m. | Att: 89,993

Aggies Roll Florida in SEC Opener, 33-20

From start to finish, the Aggies (2-1, 1-0 SEC) showed to be the superior team as they outgained the Gators (1-2, 0-1 SEC), 488-301, on the day. Marcel Reed made his first career start in the Maroon & White and finished the day completing 11-of-17 passes for 178 yards and two scoring strikes, while adding 83 yards rushing on 13 carries and one touchdown. Le'Veon Moss eclipsed the century mark for the first time this season and second of his career after tallying 110 yards on 18 rushes.

The Aggie defense limited Florida to 52 yards rushing, while Marcus Ratcliffe, Jayvon Thomas and Bryce Anderson each recorded an interception. Ratcliffe, Taurean York and Shemar Stewart tallied five tackles each.

After receiving the opening kick, the Aggies struck first as Randy Bond connected on a 31-yard field goal to cap off a 14 play 62-yard drive. Following a Florida punt, the Maroon & White extended their lead to 10-0 behind a 29-yard touchdown pass from Reed to Theo Melin Öhrström with just under 30 seconds left in the first quarter. On the drive, the Aggies marched 92 yards on nine plays in 5:12.

Despite a 37-minute weather delay, the Aggies remained hot as Bond made it 13-0 with his second field goal of the afternoon, this time from 48 yards out. After forcing the third Florida punt of the afternoon, Of Sarge's charges marched 99 yards on 15 plays to stretch the lead to 20-0 courtesy of a Reed 1-yard rushing score with under a minute remaining in the half.

After Florida broke through on the scoreboard to open the second half, the Aggies answered 49 seconds later when Reed connected with Cyrus Allen for a 73-yard touchdown. A failed two-point conversion by the Maroon & White made the score 26-7 with 11:00 left in the third.

Texas A&M later extended its lead to 33-7 when Bryce Anderson picked off Mertz and took it to the house for a 45-yard touchdown.

The Gators added a pair of late scores to trim the Aggie deficit to 33-20 with 5:13 remaining in the fourth quarter, before the Maroon & White ran out the clock.

	TEXAS A&M	FLORIDA
FIRST DOWNS	27	19
RUSHES-YARDS (NET)	55-310	25-52
PASSING YDS (NET)	178	249
Passes Comp-Att-Int	11-17-0	18-29-3
TOTAL OFFENSE PLAYS-YARDS	72-488	54-301
Fumbles-Lost	0-0	1-0
Penalties-Yards	13-110	7-65
Punts (Number-Avg)	1-42.0	4-43.2
Punt Returns-Yards-TDs	1-0-0	0-0-0
Kickoff Returns-Yards-TDs	0-0-0	3-82-0
Interception Returns-Yards-TDs	3-60-1	0-0-0
Fumble Returns-Yards-TDs	0-0-0	0-0-0
Possession Time	37:46	22:14
Third-Down Conversions	5 of 13	2 of 9
Fourth-Down Conversions	2 of 2	1 of 2
Red-Zone Scores-Chances	2-2	3-3
Sacks By: Number-Yards	2-21	0-0

TEXAS A&M

RUSHING	ATT	YDS	TD	LG	AVG
Moss	18	110	0	27	6.1
Reed	13	83	1	31	6.4
Daniels	13	68	0	18	5.2

PASSING	C-A-I	YDS	TD	LG	SACK
Reed	11-17-0	178	2	73	0

RECEIVING	REC	YDS	TD	LG
Allen	3	81	1	73
Barber	2	9	0	9
Melin Öhrström	1	29	1	29

TACKLES	SOLO-AT	TOTAL
Ratcliffe	3-2	5
Stewart	2-3	5
York	0-5	5

FLORIDA

RUSHING	ATT	YDS	TD	LG	AVG
Webb	6	37	0	14	6.2
Jackson	4	23	1	10	5.8

PASSING	C-A-I	YDS	TD	LG	SACK
Mertz	12-15-1	195	1	39	0
Lagway	6-13-2	54	1	16	2

RECEIVING	REC	YDS	TD	LG
Dike	6	91	1	39
Badger	5	94	1	38

TACKLES	SOLO-AT	TOTAL
Robinson	6-2	8

SCORING SUMMARY

1ST	08:14	TAMU	Bond 31 yd field goal	14-62, 6:46
	00:18	TAMU	Melin Öhrström 29 yd pass from Reed (Bond kick)	9-92, 5:12
2ND	09:47	TAMU	Bond 48 yd field goal	9-24, 3:34
	00:44	TAMU	Reed 1 yd run (Bond kick)	15-99, 7:23
3RD	11:49	UF	Badger 14 yd pass from Mertz (Smack kick)	7-75, 3:11
	11:00	TAMU	Allen 73 yd pass from Reed (Reed run failed)	2-75, 0:49
	05:29	TAMU	Anderson 45 yd interception return (Bond kick)	
	01:04	UF	Dike 7 yd pass from Lagway (Smack kick)	10-72, 4:18
4TH	05:13	UF	Jackson 2 yd run (Johnson pass from Mertz failed)	9-78, 3:15

GAME FOUR

Bowling Green	0	3	14	3	-	20
25 Texas A&M	7	6	7	6	-	26

Sept. 21 | Kyle Field | Bryan-College Station, Texas | 6:30 p.m. | Att: 99,523

No. 25 Aggies Defeat Bowling Green, 26-20

Marcel Reed led the Aggies (3-1) as the freshman threw for 173 yards on 16-of-29 passing to go along with two touchdowns. The signal caller also racked up a team-best and career-high 91 rushing yards on 12 carries in the win. Le'Veon Moss followed with 90 yards on 16 carries, marking his third straight game with 80-or-more yards on the ground. The junior also added a catch for 20 yards.

On the defensive side, the Aggies racked up 7.0 tackles for loss and 2.0 sacks. Scooby Williams led the Maroon & White with seven tackles, four of which were solos. Shemar Turner made his presence known up front, logging a game-high 2.0 tackles for loss to go along with a sack.

Randy Bond matched his career-high with four field goals from 28, 29, 34 and 42 yards out in the win.

The Aggies registered the lone score of the first quarter as Reed connected with Theo Melin Öhrström for a 27-yard touchdown on the opening drive. Prior to the touchdown pass, the Maroon & White converted a fourth-and-1 as Reed hit Terry Bussey on a crossing pattern to keep the drive alive.

In the second, the Falcons (1-2) cut into the lead, 7-3, with a 33-yard field goal with 13:35 remaining in the half. Texas A&M responded on its ensuing drive as Bond connected on a 28-yard field goal to make it 10-7 at the 10:17 mark.

Bond added another field goal in the closing seconds of the half, this time from 29 yards out, to give the Maroon & White a 13-3 lead at the break. The field goal capped off an 18-play 77-yard drive that lasted over six minutes.

The Aggies remained in front in the third thanks to a 5-yard touchdown pass from Reed to Jahdae Walker that was sandwiched between two Falcon scores. Following a blocked punt by Bowling Green, the Falcons looked to even the score with a 28-yard field goal, but Jackson Kleather missed wide right and the Maroon & White took a 20-17 advantage into the fourth.

A pair of Bond field goals from 34 and 42 yards out gave the Aggies the cushion they needed in the fourth as the lead stretched to 26-17 with 7:15 left. Following a pair of turnovers from both sides on back-to-back possessions, Bowling Green totaled the final points of the night on a 23-yard field goal with :38 left in the game. On the ensuing kickoff, the Maroon & White secured the onside kick attempt to seal the win.

	BOWLING GREEN	TEXAS A&M
FIRST DOWNS	17	21
RUSHES-YARDS (NET)	23-89	43-235
PASSING YDS (NET)	250	173
Passes Comp-Att-Int	20-37-1	16-29-0
TOTAL OFFENSE PLAYS-YARDS	60-339	72-408
Fumbles-Lost	0-0	1-1
Penalties-Yards	4-39	6-43
Punts (Number-Avg)	4-41.2	3-30.3
Punt Returns-Yards-TDs	1-3-0	0-0-0
Kickoff Returns-Yards-TDs	2-45-0	1-23-0
Interception Returns-Yards-TDs	0-0-0	1-0-0
Fumble Returns-Yards-TDs	0-0-0	0-0-0
Possession Time	26:26	33:34
Third-Down Conversions	3 of 12	6 of 15
Fourth-Down Conversions	2 of 2	2 of 2
Red-Zone Scores-Chances	2-4	4-4
Sacks By: Number-Yards	1-3	2-17

BOWLING GREEN

RUSHING	ATT	YDS	TD	LG	AVG
Stewart	13	42	0	14	3.2
Smith	1	40	1	40	40.0

PASSING	C-A-I	YDS	TD	LG	SACK
Bazelak	20-36-1	250	1	65	2

RECEIVING	REC	YDS	TD	LG
Fannin	8	145	1	65
Johnson	5	34	0	9

TACKLES	SOLO-AT	TOTAL
Horne	4-4	8
Hawkins	3-4	7

TEXAS A&M

RUSHING	ATT	YDS	TD	LG	AVG
Reed	12	91	0	18	7.6
Moss	16	90	0	15	5.6

PASSING	C-A-I	YDS	TD	LG	SACK
Reed	16-29-0	173	2	29	1

RECEIVING	REC	YDS	TD	LG
Thomas	5	38	0	17
Walker	3	45	1	29

TACKLES	SOLO-AT	TOTAL
Williams, Sc.	4-3	7
Scourton	5-1	6
Lee III	5-1	6

SCORING SUMMARY

1ST	10:04	TAMU	Melin Öhrström 29 yd pass from Reed (Bond kick)	11-75, 4:56
2ND	13:35	BG	Kleather 33 yd field goal	7-36, 2:10
	10:17	TAMU	Bond 28 yd field goal	7-33, 2:28
	00:02	TAMU	Bond 29 yd field goal	18-77, 6:14
3RD	14:48	BG	Fannin Jr. 65 yd pass from Bazelak (Kleather kick)	1-65, 0:12
	10:43	TAMU	Walker 5 yd pass from Reed (Bond kick)	8-75, 4:05
	05:24	BG	Smith 40 yd rush (Kleather kick)	9-81, 5:13
4TH	12:56	TAMU	Bond 34 yd field goal	12-64, 4:01
	07:15	TAMU	Bond 42 yd field goal	9-50, 4:20
	00:38	BG	Kleather 23 yd field goal	6-30, 0:51

GAME FIVE

RV Arkansas	14	0	0	3	-	17
24 Texas A&M	7	7	0	7	-	21

Sept. 28 | AT&T Stadium | Arlington, Texas | 2:30 p.m. | Att: 60,928

No. 24 Aggies Battle Past Arkansas to Win Southwest Classic Trophy

The No. 24 Texas A&M football team defeated Arkansas, 21-17, in a hard-nosed, physical SEC battle Saturday afternoon at the Southwest Classic inside AT&T Stadium.

The Aggies (4-1, 2-0 SEC) claimed their first and only lead of the day with 9:00 remaining in the game as Marcel Reed connected with Tre Watson for a 5-yard touchdown. Following Randy Bond's ex-tra-point, the Maroon & White led 21-17, an advantage they would not relinquish. The eight-play, 75-yard scoring drive was sparked by Le'Veon Moss, who compiled 46 yards on the ground.

The Aggie defense put the final touches on the win as Nic Scourton logged a strip sack and Jaydon Hill recovered the fumble to seal the victory. The play capped off a strong performance from Scourton, who recorded four tackles, all of which were solos and tackles for loss, including 2.0 sacks.

Reed finished the day 11-of-22 passing for 163 yards and two touchdowns, while adding 13 yards on the ground and one score. Moss logged a career-high 117 yards on 13 carries in the win, marking the third 100-yard game of his career and second straight against the Razorbacks (3-2, 1-1 SEC). Among the receivers, Noah Thomas put forth his best performance of the season, hauling in six passes for a career-high 109 yards and a touchdown.

On the defensive end, the Maroon & White wreaked havoc up front as they totaled 10.0 tackles for loss, eight quarterback hurries and 3.0 sacks. Dalton Brooks led the way with seven tackles, two of which were for loss, while Marcus Ratcliffe and Dezz Ricks followed with five takedowns each.

On the third play of the game, Arkansas opened the scoring behind a 75-yard touchdown pass. The Aggies answered on their second drive of the day as Reed connected with Thomas for a 58-yard touchdown pass with 10:28 remaining in the opening quarter. The touchdown catch marked the longest of Thomas' career. The Razorbacks used a fake punt to keep its ensuing drive going and later found paydirt with an 8-yard touchdown run to take a 14-7 advantage into the second.

Following a forced fumble by Shemar Stewart that was recovered by Scooby Williams at the Razorback 10-yard line, the Maroon & White evened the score behind a 5-yard rushing touchdown from Reed as 8:58 remained in the half. The forced fumble and fumble recovery were career-firsts for the Aggie duo. The score remained deadlocked at 14-14 as the two sides headed to the locker room for halftime.

The two sides headed to the fourth quarter tied for the first time in Southwest Classic history after a scoreless third. The Razorbacks broke the tie with 13:24 remaining in the contest with a 45-yard field goal to jump back in front 17-14.

	ARKANSAS	TEXAS A&M
FIRST DOWNS	21	17
RUSHES-YARDS (NET)	30-100	38-134
PASSING YDS (NET)	279	163
Passes Comp-Att-Int	23-41-1	11-22-0
TOTAL OFFENSE PLAYS-YARDS	71-379	60-297
Fumbles-Lost	4-2	0-0
Penalties-Yards	10-75	7-63
Punts (Number-Avg)	6-43.8	9-43.1
Punt Returns-Yards-TDs	0-0-0	1-6-0
Kickoff Returns-Yards-TDs	0-0-0	0-0-0
Interception Returns-Yards-TDs	0-0-0	1-0-0
Fumble Returns-Yards-TDs	0-0-0	0-0-0
Possession Time	30:39	29:21
Third-Down Conversions	5 of 15	4 of 13
Fourth-Down Conversions	2 of 3	0 of 0
Red-Zone Scores-Chances	1-1	2-2
Sacks By: Number-Yards	3-26	3-19

ARKANSAS					
RUSHING	ATT	YDS	TD	LG	AVG
Jackson	10	37	1	11	3.7
Bale	2	20	0	25	10.0
PASSING	C-A-I	YDS	TD	LG	SACK
Green	23-41-1	279	1	75	3
RECEIVING	REC	YDS	TD	LG	
Armstrong	6	72	0	27	
Sategna	6	27	0	8	
TeSlaa	5	120	1	75	
TACKLES	SOLO-AT	TOTAL			
Jackson	6-2	8			
Sorey	6-1	7			

TEXAS A&M					
RUSHING	ATT	YDS	TD	LG	AVG
Moss	13	117	0	30	9.0
Daniels	9	14	0	5	1.6
Reed	10	13	1	13	1.3
PASSING	C-A-I	YDS	TD	LG	SACK
Reed	11-22-0	163	2	58	3
RECEIVING	REC	YDS	TD	LG	
Thomas	6	109	1	58	
Barber	2	23	0	13	
TACKLES	SOLO-AT	TOTAL			
Brooks	5-2	7			
Ricks	5-0	5			
Ratcliffe	3-2	5			

SCORING SUMMARY

1ST	13:49	ARK	TeSlaa 75 yd pass from Green (Ramsey kick)	3-75, 1:11
	10:28	TAMU	Thomas 58 yd pass from Reed (Bond kick)	3-70, 1:06
	04:50	ARK	Jackson 8 yd rush (Ramsey kick)	10-75, 5:38
2ND	08:58	TAMU	Reed 5 yd rush (Bond kick)	2-10, 0:44
4TH	13:24	ARK	Ramsey 45 yd field goal	10-58, 4:12
	09:00	TAMU	Watson 5 yd pass from Reed (Bond kick)	8-75, 4:24

GAME SIX

9 MISSOURI	0	0	7	3	-	10
25 Texas A&M	10	14	10	7	-	41

Oct. 5 | Kyle Field | Bryan-College Station, Texas | 11:00 a.m. | Att: 97,049

No. 25 Aggies Dominate No. 9 Missouri, 41-10

The Aggies (5-1, 3-0 SEC) remained unbeaten in SEC play after outgaining the Tigers (4-1, 1-1 SEC) 512-254 on the day. Defensively, the Maroon & White wreaked havoc as they totaled a season-best 6.0 sacks and 8.0 tackles for loss. Nic Scourton led the charge with three tackles, 2.5 for loss and 1.5 sacks. Dalton Brooks totaled a team-best six tackles, five of which were solo takedowns.

Quarterback Conner Weigman returned as the starter for the first time since Week 2 and finished the day 18-of-22 passing for 276 yards. Running back Le'Veon Moss rushed for a career-high 138 yards on 12 carries to go along with a career-best three touchdowns. The junior added two catches for a career-high 35 yards. The 100-yard performance marked the second straight for Moss and the fourth of his career.

Texas A&M blitzed Missouri in the opening half, racing out to a 24-0 lead and outgaining the Tigers 305-79. Following a fourth down stop on the Tigers' opening possession of the game, the Aggies found paydirt as Daniels capped off an eight play 60-yard drive with a 1-yard touchdown run as 9:17 remained in the first quarter. The Maroon & White later tacked on a 44-yard field goal courtesy of Randy Bond as they took a 10-0 lead into the second.

After the stoppage, Daniels found the end zone once again as the junior punched it in from 1-yard out to finish off an eight play 65-yard drive. Bond's extra-point pushed the advantage to 17-0 as 14:27 remained in the half. Moss put the finishing touches on a dominant first half with a 1-yard rushing score to cap off an 11 play, 88-yard drive.

Ol' Sarge's charges continued to pour it on in the third as Moss broke through the gap for a 75-yard touch-down run on the first play from scrimmage to extend the lead to 31-0. With 6:30 left in the quarter, Bond pushed the advantage to 34-0 behind a 38-yard field goal.

The Tigers finally broke through on the scoreboard at the 5:06 mark in the third behind a broken play that led to a 59-yard touchdown pass.

In the fourth, the Aggies tacked on another score as Moss found the end zone for the third time on the day with an 18-yard rush. Missouri later added a 23-yard field goal in the closing seconds to make the final 41-10.

	MISSOURI	TEXAS A&M
FIRST DOWNS	13	20
RUSHES-YARDS (NET)	30-68	36-236
PASSING YDS (NET)	186	276
Passes Comp-Att-Int	13-31-0	18-22-0
TOTAL OFFENSE PLAYS-YARDS	61-254	58-512
Fumbles-Lost	0-0	0-0
Penalties-Yards	6-35	10-79
Punts (Number-Avg)	5-45.6	3-46.3
Punt Returns-Yards-TDs	0-0-0	1-5-0
Kickoff Returns-Yards-TDs	3-94-0	0-0-0
Interception Returns-Yards-TDs	0-0-0	0-0-0
Fumble Returns-Yards-TDs	0-0-0	0-0-0
Possession Time	26:47	33:13
Third-Down Conversions	5 of 15	7 of 12
Fourth-Down Conversions	1 of 4	0 of 0
Red-Zone Scores-Chances	1-1	5-5
Sacks By: Number-Yards	1-4	6-25

MISSOURI						TEXAS A&M					
RUSHING	ATT	YDS	TD	LG	AVG	RUSHING	ATT	YDS	TD	LG	AVG
Noel	10	30	0	15	3.0	Moss	12	138	3	75	11.5
Carroll	8	26	0	9	3.2	Daniels	9	34	2	25	3.8
						Weigman	5	33	0	15	6.6
PASSING	C-A-I	YDS	TD	LG	SACK	PASSING	C-A-I	YDS	TD	LG	SACK
Cook	13-31-0	186	1	59	6	Weigman	18-22-0	276	0	40	1
RECEIVING	REC	YDS	TD	LG		RECEIVING	REC	YDS	TD	LG	
Burden	7	82	0	27		Bussey	3	76	0	33	
Wease	2	72	1	59		Thomas	3	65	0	29	
TACKLES	SOLO-AT	TOTAL				TACKLES	SOLO-AT	TOTAL			
Norwood	6-2	8				Brooks	5-1	6			

SCORING SUMMARY

1ST	09:17	TAMU	Daniels 1 yd run (Bond kick)	8-60, 3:38
	05:01	TAMU	Bond 44 yd field goal	7-46, 2:49
2ND	14:27	TAMU	Daniels 1 yd run (Bond kick)	8-65, 4:21
	06:34	TAMU	Moss 1 yd run (Bond kick)	11-88, 5:31
3RD	14:47	TAMU	Moss 75 yd run (Bond kick)	1-75, 0:13
	06:30	TAMU	Bond 38 yd field goal	8-40, 6:44
	05:06	MIZZ	Wease 59 yd pass from Cook (Craig kick)	5-77, 1:19
4TH	11:00	TAMU	Moss 18 yd run (Bond kick)	3-57, 1:33
	00:08	MIZZ	Craig 23 yd field goal	17-74, 5:59