

Ole Miss

2024 FOOTBALL GAME NOTES

OLE MISS (8-3, 4-3 SEC)

RankingsCFP: #9 | AP: #15 | Coaches: #16
Last GameL, 17-24 (at Florida)
StreakL1
Head CoachLane Kiffin
Career Collegiate Record103-52
Years as College Head Coach13th Season
Record at Ole Miss42-18
Years at Ole Miss5th Season
Record vs. Mississippi State3-1

MISSISSIPPI STATE (2-9, 0-7 SEC)

RankingsCFP: NR | AP: NR | Coaches: NR
Last GameL, 20-39 (vs. #23 Missouri)
StreakL2
Head CoachJeff Lebbey
Career Collegiate Record2-9
Years as College Head Coach1st Season
Record at Mississippi State2-9
Years at Mississippi State1st Season
Record vs. Ole Miss.First Meeting

SERIES HISTORY

Series RecordOle Miss leads 65-47-6*
Original RecordOle Miss leads 65-49-6
In OxfordOle Miss leads 22-14-3*
.(original record) Ole Miss leads 24-14-3
In StarkvilleOle Miss leads 24-15-3
At Neutral/Other SiteOle Miss leads 19-18^*
.(original record) Mississippi State leads 20-17
Last Meeting2023, in Starkville
First Meeting1901, in Starkville
* Wins vacated due to NCAA ruling ^ Wins forfeited by MSU

THE REBEL RECORD

First Year of Football: 1893
Season Playing Football: 130th
All-Time Overall Record: 684-550-35
All-Time Bowl Record: 25-15
Total Bowl Appearances: 41
All-Time Overtime Record: 7-10

GAME

12



VS.



DATE: Nov. 29, 2024

TIME: 2:30 p.m. CT

LOCATION: Vaught-Hemingway Stadium • Oxford, Miss.

TV: ABC - Bob Wischusen (pxp), Louis Riddick (analyst), Kris Budden (sidelines)

HOME RADIO: David Kellum (pxp), Harry Harrison (analyst), John Darnell (sidelines)

WHAT TO WATCH FOR

- This game will be the 121st meeting in one of the nation's most-played rivalries ... Ole Miss holds a 65-47-6 edge in the series dating back to 1901, including a 22-14-3 mark in Oxford (24-14-3 before vacated wins).
- The original record is 65-49-6 in favor of Ole Miss ... The Rebels had wins in 2012 & 2014 vacated due to NCAA ruling, while Mississippi State forfeited wins in 1976 & 1977.
- This game will be the 97th "Battle of the Golden Egg," as the two schools started playing for the trophy in 1927 ... Ole Miss holds a 59-30-5 advantage in the "Egg Bowl."
- The Rebels are 37-13 under **Lane Kiffin** since 2021 and rank third among all SEC schools in wins in that span.
- Ole Miss is 26-3 in its last 29 home games and 12-1 since the start of the 2023 season ... At home since 2023, the Rebels are out-scoring opponents by 27.4 points and out-gaining them by 211.4 yards.
- Ole Miss leads the SEC in 20 stats and tops FBS in seven, including passing (361.8 ypg), TFL (108) and sacks (49).
- In SEC play, the Rebels own a total offense average (453.7) more than 40 yards better than any other team, are the only team averaging at least 300 yards passing (327.0) and own eight more sacks than any other team (36).
- Ole Miss leads ESPN's Game Control metric, ranks fourth in efficiency (86.5) and sixth in FPI (21.3).
- Mississippi State (23.2) and Ole Miss (23.4) own the two fastest offenses in the SEC in seconds per play.
- QB **Jaxson Dart** is 49 passing yards shy of Eli Manning's career record 10,119.
- Dart (3,732) owns more passing yards through 11 games than eight of the last 10 Heisman-winning QBs.
- **Suntarine Perkins** and **Princely Umanmielen** both own 10.5 sacks, 2.0 shy of Ole Miss' single-season record.
- DT **Walter Nolen** is PFF's top-rated SEC interior defensive lineman in run defense (No. 2 FBS).

0

Number of teams to have out-gained Ole Miss in 2024. The last opponent to do so was No. 1 Georgia in 2023.

49

QB **Jaxson Dart** is 49 passing yards shy of Eli Manning's career record 10,119, which would move Dart onto the SEC top-10.

28.0

Suntarine Perkins (10.5), **Princely Umanmielen** (10.5) and **Jared Ivey** (7.0) own more sacks than nine SEC teams.

2024 SCHEDULE



Furman
Aug. 31
W, 76-0
SECN+/ESPN+



Middle Tenn.
Sept. 7
W, 52-3
SECN



at Wake Forest
Sept. 14
W, 40-6
The CW



GA Southern
Sept. 21
W, 52-13
SECN



Kentucky*
Sept. 28
L, 17-20
ABC



at S. Carolina*
Oct. 5
W, 27-3
ESPN



at LSU*
Oct. 12
L, 26-29 (OT)
ABC



Oklahoma*
Oct. 26
W, 26-14
ESPN



at Arkansas*
Nov. 2
W, 63-31
ESPN



Georgia*
Nov. 9
W, 28-10
ABC



at Florida*
Nov. 23
L, 17-24
ABC



MSU*
Nov. 29
2:30 p.m.
ABC

OLE MISS ATHLETICS COMMUNICATIONS

Kyle CampbellAssociate A.D. for Brand Strategy
Email: kyle@olemiss.edu
Duties: Head Coach, Institutional Credentials

Brad Sheffield Director
Email: brads@olemiss.edu
Duties: Credentials, Parking, Gameday Ops, Interviews

Tyler Wooten Associate Director
Email: tjwooten@olemiss.edu
Duties: Notes, Digital Program, Stats, Interviews

Sebastian Manzanares Communications Assistant
Email: sgmanzan@go.olemiss.edu
Duties: Flipcards

Kyle Birnbrauer Assistant Director
Email: kyleb@olemiss.edu

Alex McKeon Assistant Director
Email: ammckeon@olemiss.edu

Mike Swartz Assistant Director
Email: mgschwartz@olemiss.edu

TBD Assistant Director
Email: TBD

Jack Luxmore Communications Assistant
Email: jluxmor@go.olemiss.edu

Emma Trainor Communications Assistant
Email: egtraino@go.olemiss.edu

QUICK FACTS

School: Ole Miss (University of Mississippi)
Nickname: Rebels
Location: Oxford, Mississippi
Founded: Nov. 6, 1848
Enrollment: 24,710 (Fall 2023)
Colors: Cardinal Red (PMS 186) & Navy Blue (PMS 2767)
Conference: Southeastern (SEC)
Stadium: Vaught-Hemingway Stadium/Hollingsworth Field
Capacity/Playing Surface: 64,038/Natural Grass
Chancellor: Dr. Glenn Boyce
Athletics Director: Keith Carter
Faculty Representative: Ron Rychlak
Athletics Department Phone: (662) 915-7241
University Website: www.OleMiss.edu
Athletics Website: www.OleMissSports.com
Gameday/Ticketing Website: www.OleMissGameday.com

OLE MISS

The University of Mississippi
No. 1 Most Beautiful Campus (Newsweek)
Top 20 Best Buy Colleges (Forbes)
Top 10 Safest Campuses in the Nation (CollegeSafe.com)
Top 10 Accountancy School (Public Accounting Report)
Top 5 Law School for value & job placement (National Jurist)
Carnegie R-1: Doctoral University - Highest Research Activity

Tailgating in The Grove

Nation's No. 1 Tailgating School (Sports Illustrated)
"The Holy Grail of tailgating sites" (The Sporting News)
"The mother and mistress of outdoor ritual mayhem"
(New York Times)

OXFORD, MISSISSIPPI

No. 1 College Town in America (ESPN)
No. 2 College Town in America (Livability.com)
No. 2 College Football Town (NCAA.com)
No. 4 Best Southern College Town (Southern Living)
Top 6 College Towns in America (USA Today)
No. 7 College Football Town (Sports Illustrated)
Top 10 Coolest College Towns in America (Travel & Leisure)

OLE MISS MEDIA SCHEDULE GAME WEEK

SUNDAY	MONDAY	TUESDAY	WEDNESDAY	THURSDAY	FRIDAY
• No practice	• Practice closed • Coach Kiffin press conference at 11:45 a.m. CT • Players available following Coach Kiffin	• TBA practice availability for media for select periods • Players available after practice at approximately noon CT	• Practice closed • Coach Kiffin available on SEC teleconference (noon CT)	• Practice closed • No interviews • Reb Talk radio show 6 p.m. at Bouré	• Practice closed • No interviews

PRESS CONFERENCES/INTERVIEWS: Ole Miss will hold its weekly fall press conference each Monday of the regular season beginning at 11:45 a.m. CT, beginning with head football coach Lane Kiffin. The press conference is streamed live on SEC Network+ (ESPN App). Players will follow Coach Kiffin at the Monday press conference. Select players will be also available at approximately noon on Tuesday, while Coach Kiffin will be available Wednesday on the SEC teleconference (noon). There is no media availability on Thursday or Friday. Times are subject to change.

SEC WEEKLY TELECONFERENCE: Coach Kiffin will be available on the weekly Southeastern Conference teleconference every Wednesday at noon, beginning week one and concluding the final week of the regular season. The number is available through the SEC office at 205-458-3000.

PRACTICES: Practice footage is available periodically on the Ole Miss FTP site. At open practices, video is permitted for stretch only, and use of footage from practices must be limited to three minutes per day. Photographers must use tight shots and no formations.

WORKING CREDENTIALS: To request game credentials, go to Ole Miss' online credentialing site: www.sportssystem.com/OleMiss. Credential requests must be made as early as possible by the sports director of each media outlet and are limited to those media who will be attending the game in a working capacity. Media must approve the SEC Media Policy before requesting credentials. Media credentials are allotted on the following basis: 1) websites whose primary purpose is to gather and disseminate news and who have an affiliation with a nationally recognized media entity/network; 2) daily newspapers; 3) network affiliate television stations; 4) magazines, non-broadcast radio stations and weekly newspapers.

PARKING: Gameday media parking will be located in the garage adjacent to The SJB Pavilion. Each pass is for a specific numbered parking spot. Cars parked in the wrong spot will be towed. Parking passes may not be picked up at media will-call and must be requested during credential application process.

MEDIA GATE/WILL-CALL: Media will enter Gate 35 on the west side of the stadium beginning three hours prior to kickoff. The media will-call table will be located beside the elevators on the concourse level of The SJB Pavilion. Photographers may receive a vest at this location.

PHOTOGRAPHERS/SIDELINE ACCESS: All photographers must wear a photo vest in order to be admitted to the sidelines. This may be received beside the elevators on the concourse level of The SJB Pavilion. Gameday flip cards will be available there or in the photo workroom, which is located next to the visiting team locker room off the southeast corner of the field. Per NCAA rules, images or likeness of current student-athletes may not be sold, distributed or used for commercial purposes without appropriate consent.

SIDELINE ACCESS: Excluding select portions of the game, media sideline access is reserved for photographers/videographers. Credentialed photographers/videographers who arrive at media will-call without proper equipment will not be granted a vest for sideline access. When on the sideline, media must remain outside the bench area and may not shoot behind the benches. During pre-game activities, media must remain in the designated area, as posted in the photo workroom, until the team leaves the field after warm-ups.

VIDEO CONTENT: Press conferences, media opportunities, practices and any form of competition may not be broadcast live, including Facebook Live and related media, without prior consent of the athletics department. Use of footage from practices is limited to three minutes per day. This includes content obtained via FTP. Press conferences, practice footage and other content are available for media on the Rebels' official YouTube page: www.youtube.com/OleMissSports/videos. Ole Miss also offers free FTP downloads of this content for television stations to use during regularly scheduled newscasts. All content should be credited to Ole Miss Sports Productions.

RECRUITS: Per NCAA rules, media are not permitted to have contact with a prospect or family members of a prospect during their official visit, including prospects in attendance at practice or games. In addition, media are forbidden from videoing or photographing prospects during their visit. Media are also asked to make every effort to keep distance from prospects on campus, including at practice, during pre-game activities on the sidelines and in the stands.

RADIO RIGHTS: The radio rights to Ole Miss Football are provided by Learfield in partnership with TeleSouth Communications Inc. Visiting networks planning to originate from Vaught-Hemingway Stadium/Hollingsworth Field are issued credentials by the Ole Miss Athletics Communications office. Broadcast lines should be ordered through AT&T (1-877-438-0041). Visiting networks may also wish to contact Cabell Philpott with Learfield (336-831-0719 or cabell.philpott@imgworld.com), concerning the SEC's network agreement.

RADIO/TELEVISION SHOW: The RebTalk radio show gives fans the opportunity to ask Coach Kiffin questions concerning Ole Miss Football. The talk show, hosted by David Kellum, will air every Thursday during the season at 6 p.m. "The Season: Ole Miss Football" is an award-winning, weekly 30-minute show produced by Ole Miss Sports Productions. It debuts Wednesdays at 6 p.m. CT on OleMissSports.com and airs on ESPN.

HONORING FOOTBALL LEGEND MONTE KIFFIN: 1940-2024



This season, the Rebels will wear helmet decals in memory of coaching legend **Monte Kiffin**, who passed away on July 11. Kiffin coached football for 55 years, which includes 29 seasons in the NFL where he became known for his prowess as a defensive mastermind -- culminating in a Super Bowl victory with the Tampa Bay Buccaneers. In recent years, Monte had spent time in Oxford with his son, current Ole Miss head coach **Lane Kiffin**, serving as a mentor to the Rebel coaching staff and as a frequent and delightful sight up and down the halls of the Manning Center and around the Ole Miss campus.



JAXSON DART

QUARTERBACK • OLE MISS
SENIOR • 6-2 • 225 • KAYSVILLE, UTAH

373.4

TOTAL OFFENSE
(LEADS FBS)

3,732

PASSING YARDS
(NO. 1 IN SEC/NO. 3 IN FBS)

24

PASSING TOUCHDOWNS
(NO. 1 IN SEC/NO. 11 IN FBS)

181.6

PASSING EFFICIENCY
(LEADS FBS)

92.0

PFF RATING
(LEADS FBS)

34

30+ YARD COMPLETIONS
(LEADS FBS)



CAMPBELL TROPHY FINALIST

GOLDEN ARM AWARD FINALIST

MAXWELL AWARD SEMIFINALIST

WALTER CAMP AWARD SEMIFINALIST

DAVEY O'BRIEN AWARD SEMIFINALIST

- More passing yards through 10 games than eight of last 10 Heisman-winning QBs
- Only QB in the SEC to average more than 300+ passing yards in SEC play
- Lone QB in SEC history to throw for 500 yards and six TDs against an SEC defense
- One of four active FBS quarterbacks at 12,000 career yards of total offense (12,844)
- Ole Miss' all-time leader in wins as a starting quarterback (26)
- Ole Miss career leader in total offense (11,448), 300-yard passing games (14)


SWARM



* ALL STATS LEAD FBS

Ole Miss


OLE MISS ALL-STAR CANDIDATES • OFFENSE & SPECIAL TEAMS



JAXSON DART

#2 • QB • SENIOR • 6-2 • 225
KAYSVILLE, UTAH


- 235-of-339 (69.3%) | 3,732 yds | 24 TDs | 339.3 YPG
- 99 rush | 375 yards | 3 TDs | 34.1 YPG
- 4,107 total offense | 373.4 YPG | 27 total TDs
- Campbell Trophy, Unitas Golden Arm Finalist
- Maxwell, Walter Camp, Davey O'Brien Semifinalist
- 5x National Player of the Week winner, 2x SEC Offensive Player of the Week winner
- Led Ole Miss to 28-10 victory over No. 2 Georgia, Rebels' first top-five win since 2015
- Leads FBS in total offense, passing efficiency (181.6) and yards/attempt (11.0)
- Leads SEC, FBS top-15 in yards/comp., passing yards, passing YPG, comp. percentage, pass TD
- More yards through 11 games than eight of last 10 and 25 of last 30 Heisman-winning QBs
- More total offense through 11 games than 10 of last 15 Heisman-winning QBs
- Only SEC QB to average 300 passing yards in SEC play this season (311.1)
- Per PFF, leads all FBS QBs in offensive grade (92.0), passing grade (92.0)
- Leads FBS in comp. of 20yds (65), 30yds (34), 40yds (17), 50yds (10) and 60yds (8)
- Only QB in SEC history to throw for 500 yards and six TD against an SEC defense
- Ole Miss' all-time leader in wins (26), win% (.722) as starting QB since 1968
- Ole Miss records in total offense (11,448), 300yd games (14), rush yds by QB (1,378)
- One of four active FBS QBs at 12,844 yards of total offense
- Sixth SEC history in career total offense (11,448), 11th in passing yards (10,070)



CAYDEN LEE

#19 • WR • SOPHOMORE • 5-11 • 175
KENNESAW, GEORGIA


- 46 rec. | 790 yds | 2 TD | 71.8 YPG | 17.2 YPC
- SEC top-10 in receiving yards (seventh), yards per game (seventh) and yards/catch (10th)
- Two games w/100 yards receiving; at least 50 yards + four catches in eight games
- Owns SEC's best dropped pass grade per PFF (92.0); No. 2 FBS



JORDAN WATKINS

#11 • WR • SENIOR • 5-11 • 200
LOUISVILLE, KENTUCKY

- 37 rec. | 687 yds | 7 TD | 68.7 YPG | 18.6 YPC
- 2x National Player of the Week
- Leads FBS in 60-yard receptions (4)
- FBS No. 2 YAC on 20+yd passes (146)
- No. 5 SEC in rec. TD (7), No. 7 YPC (18.6)
- Single-game Ole Miss records in receiving yards (254) and touchdowns (5) vs. Arkansas
- One of two in SEC history w/250 yards and five TDs in the same game



CADEN DAVIS

#41 • K • SENIOR • 6-2 • 210
COPPELL, TEXAS

- 21-of-25 FG (84.0%) | 9-of-11 40+ FGs | Long of 57 | 49-51 PAT | 112 Points
- Lou Groza Award Semifinalist
- 1-of-8 FBS kickers with 20 made field goals
- LSU Tiger Stadium record 57-yarder
- 5-of-5 on field goals in win vs. No. 2 Georgia (SEC Special Teams Player of the Week)
- No. 2 SEC, No. 9 FBS at 112 points; 12 points shy of Ole Miss single-season record (124)



TRE HARRIS

#9 • WR • SENIOR • 6-3 • 210
LAFAYETTE, LOUISIANA

- 60 rec. | 1,030 yds | 7 TD | 128.8 YPG | 17.2 YPC
- Biletnikoff Award Semifinalist
- Leads SEC, FBS No. 8 in receiving yards despite only playing eighth total games
- In four SEC games: 22 receptions, 402 yards, 3 TD
- Five games w/100+ yards, three beyond 170
- 804 yards through five games most by FBS receiver pre-October of CFP era
- PFF's top SEC receiver (89.8 grade)
- Seventh 1K season in Ole Miss history
- One of 11 Rebels with 2K career rec. yards
- One of seven active FBS receivers with 3,000 yards and 25 touchdowns in career



FRASER MASIN

#12 • P • SENIOR • 6-4 • 230
BRISBANE, AUSTRALIA

- 28 punts (46.4) | Long 65 | 13 Inside 20 | 11 Punts of 50+
- Ray Guy Award Semifinalist
- SEC No. 1, FBS No. 3 net punting avg. (43.9)
- Two punts of 60+ yards, including a 65-yarder vs. Georgia that tied career-long
- Season average 46.4 No. 3 Ole Miss history
- Career average 43.3 No. 7 Ole Miss history

OLE MISS ALL-STAR CANDIDATES • DEFENSE



TREY AMOS

#9 • CB • SENIOR • 6-1 • 190
NEW IBERIA, LOUISIANA

- 43 TT | 2.5 TFL | 3 INT | 12 PBU | 1 FF
- Leads SEC in both passes defended (15; No. 4 FBS) and pass breakups (12; No. 5 FBS)
- Per PFF among CB, No. 2 SEC in yards/catch allowed (9.4), owns shortest rec. allowed (24)
- Leads all SEC CBs in snaps played (721), No. 4 FBS in coverage snaps played (436)



SUNTARINE PERKINS

#4 • DE • SOPHOMORE • 6-1 • 210
RALEIGH, MISSISSIPPI

- 57 TT | 14.0 TFL | 10.5 Sacks | 8 QBH | 1 INT | 1 FR
- No. 6 FBS, No. 2 SEC in sacks; tied for No. 2 in Ole Miss single-season history
- No. 14 FBS, No. 3 SEC in TFL (14.0)
- Leads SEC with 11.5 TFL, 9.0 sacks in SEC play
- PFF's No. 3 SEC rated edge tackler (74.8)



TJ DOTTERY

#6 • LB • SOPHOMORE • 6-1 • 225
MONTGOMERY, ALABAMA

- 70 TT | 3.5 TFL | 2.0 Sacks | 4 QBH | 1 FF | 1 FR | 1 PBU
- No. 9 SEC in tackles/game (7.0)
- Ole Miss' leading tackler in SEC play (55 TT, 3.5 TFL, 2.0 sacks, 4 QBH, 1 FF, 1 PBU)
- PFF's No. 7 SEC LB in tackling (79.5 grade)



JJ PEGUES

#38 • DT • SENIOR • 6-1 • 325
OXFORD, MISSISSIPPI

- 35 TT | 12.0 TFL | 3.0 Sacks | 4 QBH | 1 FR | 1 PBU
- 18 rush | 56 yards | 6 TD | 0.3 TD/Carry
- Wuerffel Trophy Semifinalist
- No. 1 SEC, No. 7 FBS in PFF DL pressures (30)
- 7.0 TFL, 2.5 sacks in SEC play
- No. 15 SEC in rushing TD (6)



JARED IVEY

#15 • DE • SENIOR • 6-6 • 285
SUWANEE, GEORGIA

- 35 TT | 9.5 TFL | 7.0 Sacks | 4 QBH | 2 FF | 1 FR | 3 PBU
- PFF's No. 14 FBS defender overall (89.6; No. 4 SEC), No. 16 FBS pass rusher (89.3; SEC No. 4)
- No. 8 SEC in sacks (7.0)
- 7.5 TFL, 5.0 sacks, 2 FF in SEC play
- No. 9 Ole Miss history in sacks (16.0)



JOHN SAUNDERS JR.

#5 • S • SENIOR • 6-2 • 210
HIGH POINT, NORTH CAROLINA


- 41 TT | 1.5 TFL | 3 INT | 4 PBU | 3 FF
- 1-of-3 in FBS with 3 INT + 3 FF
- No. 9 FBS, No. 3 SEC with three forced fumbles
- Third-most coverage snaps in SEC (420)
- FBS No. 9, SEC No. 3 safety in run def. (87.9)
- No. 6 FBS among active players in career INT (11), No. 11 in passes defended (35)



WALTER NOLEN

#2 • DT • JUNIOR • 6-3 • 305
POWELL, TENNESSEE

- 40 TT | 10.5 TFL | 5.0 Sacks | 3 QBH | 2 FR | 3 PBU
- Walter Camp, Bednarik and Outland Semifinalist
- PFF's FBS No. 5, SEC No. 1 run-defender (91.0)
- PFF's No. 4 DL in overall rating (85.8)
- 2nd-most PFF pressures among SEC DL (29)
- 8.5 TFL, 4.5 sacks, two FF in SEC play



PRINCELY UMANMIELEN

#1 • DE • SENIOR • 6-4 • 255
AUSTIN, TEXAS

- 31 TT | 13.0 TFL | 10.5 Sacks | 6 QBH | 1 FF | 1 FR
- PFF's top SEC edge (90.7; No. 3 FBS)
- No. 6 FBS, No. 2 SEC in sacks; tied for No. 2 in Ole Miss single-season history
- No. 15 FBS, No. 4 SEC in TFL (13.0)
- 10.0 TFL, 8.5 sacks in SEC play



CHRIS PAUL JR.

#11 • LB • JUNIOR • 6-1 • 235
CORDELE, GEORGIA

- 82 TT | 10.0 TFL | 2.5 Sacks | 9 QBH | 4 PBU | 1 FR
- Butkus Award Finalist, Bednarik Semifinalist
- Ole Miss' leading tackler, No. 7 SEC
- PFF's No. 5 FBS LB, No. 2 SEC (89.8)
- Three double-digit tackle games
- 7.6 tackles/game, 4.0 TFL in SEC play



TREY WASHINGTON

#25 • S • SENIOR • 5-10 • 205
TRUSSVILLE, ALABAMA

- 49 TT | 3.0 TFL | 7 PBU | 2 QBH | 1 FF
- PFF's No. 7 SEC safety in overall rating (80.7)
- PFF's FBS No. 11 rated safety in run def. (86.1)
- Second-most coverage snaps in SEC (424)
- Allowed a long reception of 19 yards, 16th FBS among safeties for shortest (min. 20 targets)

TEAM STATISTICS

OLE MISS	OPPONENT	CATEGORY	MISSISSIPPI ST.	OPPONENT
424	153	Total Points	296	383
274	209	First Downs	228	265
109	70	By Rushing	89	119
149	108	By Passing	112	126
16	31	By Penalty	27	20
1,879	963	Rushing Yards	1,616	2,349
416	403	Rushing Attempts	389	472
4.5	2.4	Yards Per Rush	4.2	5.0
170.8	87.5	Rushing Yards Per Game	146.9	213.5
3,980	2,473	Passing Yards	2,580	2,731
253-373	224-369	Pass Completions-Attempts	197-335	226-317
361.8	224.8	Passing Yards Per Game	234.5	248.3
5,859	3,436	Total Offense	4,196	5,080
789	772	Total Offensive Plays	724	789
532.6	312.4	Total Offense Per Game	381.5	461.8
12-6	17-10	Fumbles-Lost	18-9	12-5
84-851	73-638	Penalties-Yards	76-677	71-666

INDIVIDUAL STATISTICS

OLE MISS

Rushing	Att.	Yds.	Avg.	TD
Henry Parrish Jr.	130	678	5.2	10
Jaxson Dart	99	375	3.8	3
Matt Jones	44	226	5.1	3

Passing	Comp.	Att.	Yds.	TD/Int.
Jaxson Dart	235	339	3,732	24/6
Austin Simmons	18	31	248	2/0
Walker Howard	0	2	0	0/0

Receiving	Rec.	Yds.	Avg.	TD
Tre Harris	60	1030	17.2	7
Cayden Lee	46	790	17.2	2
Jordan Watkins	37	687	18.6	7

Punting	No.	Yds.	Avg.	Long
Fraser Masin	28	1,300	46.4	65

Punt Returns	No.	Yds.	Avg.	Long
Micah Davis	17	102	6.0	26

Kickoff Returns	No.	Yds.	Avg.	Long
Micah Davis	5	113	22.6	30

Scoring	TD	FG	PAT	Total
Caden Davis	-	21-25	49-51	112
Henry Parrish Jr.	10	-	-	60
Jordan Watkins	7	-	-	42

Tackles	UT-AT	TT	TFL	Other
Chris Paul Jr.	46-36	82	10.0	9 QBH
TJ Dottery	39-31	70	3.5	1 FF
Suntarine Perkins	32-25	57	14.0	10.5 SACKS
Trey Washington	29-20	49	3.0	7 PBU

MISSISSIPPI ST.

Rushing	Att.	Yds.	Avg.	TD
Davon Booth	136	721	5.3	5
Johnnie Daniels	102	530	5.2	4
Xavier Gayten	8	115	14.4	1

Passing	Comp.	Att.	Yds.	TD/Int.
Michael Van Buren Jr.	123	224	1,606	10/5
Blake Shapen	74	108	974	8/1
Chris Parson	0	2	0	0/0

Receiving	Rec.	Yds.	Avg.	TD
Kevin Coleman Jr.	68	814	12.0	5
Seydou Traore	32	347	10.8	1
Kelly Akharaiyi	22	337	15.3	2

Punting	No.	Yds.	Avg.	Long
Nick Barr-Mira	38	1,710	45.0	60

Punt Returns	No.	Yds.	Avg.	Long
Kevin Coleman Jr.	12	142	11.8	32

Kickoff Returns	No.	Yds.	Avg.	Long
Davon Booth	12	308	25.7	42

Scoring	TD	FG	PAT	Total
Kyle Ferrie	-	10-12	36-37	66
Davon Booth	9	-	-	54
Kevin Coleman Jr.	5	-	-	30

Tackles	UT-AT	TT	TFL	Other
Isaac Smith	42-73	115	0.5	2 PBU
Stone Blanton	25-86	111	2.0	2 FF
Nic Mitchell	20-55	75	2.0	1 INT
Hunter Washington	25-25	50	1.0	1 FR

LAST FIVE GAMES AGAINST MISSISSIPPI STATE

11/23/23 • Starkville, Miss. • #13 Ole Miss 17, Miss. State 10

Both defenses gave no quarter early on, but two key second-half scoring drives by the Rebel offense helped lift Ole Miss to a 17-7 victory over Mississippi State in a slugfest of an Egg Bowl. With both defenses in prime form, it came down to timing, and Ole Miss struck at the right moments with late touchdowns to Quinshon Judkins and Caden Prieskorn to push the Rebels over the top.

11/24/22 • Oxford, Miss. • Miss. State 24, #19 Ole Miss 22

Scoring was at a premium on a wet and cold Thanksgiving night at Vaught-Hemingway, with the Bulldogs coming out of Oxford with a ranked win following the defensive struggle. Ole Miss had a chance to tie with 1:25 to play after the second of Jaxson Dart's passing TDs, but the two-point try from Dart to Mingo fell short, giving State the victory.

11/25/21 • Starkville, Miss. • #9 Ole Miss 31, Miss. State 21

Ole Miss kept Mississippi State out of the end zone until 7:20 of the fourth quarter at Davis-Wade Stadium. By then, the Rebels held a commanding 24-6 lead and cruised to victory behind Snoop Conner's two rushing TDs.

11/28/20 • Oxford, Miss. • Ole Miss 31, Miss. State 24

Ole Miss started fast and did just enough defensively to top Mississippi State and bring the Golden Egg back to Oxford. Matt Corral threw for 385 yards, 139 to Elijah Moore, as Ole Miss claimed an early lead and held on for four hard-fought quarters. Trailing a touchdown, the Bulldogs drove into Rebel territory on the final drive but ran out of time.

11/28/19 • Starkville, Miss. • Miss. State 21, Ole Miss 20

In one of the most dramatic finishes in Egg Bowl history, Ole Miss came up just one point shy of a win in Starkville. Matt Corral came off the bench to find Elijah Moore for a touchdown with just four seconds on the clock, but a PAT miss allowed the Bulldogs to escape with a one-point victory.

TOP REBEL PERFORMANCES VS. MISSISSIPPI STATE

Rushing Yards: Dou Innocent, 39-242 (TD); 11-25-1995
Passing Yards: Matt Corral, 24-36-2-385 (2 TDs); 11-28-2020
Receptions: Dontario Drummond, 14-138; 11-25-2021
Receiving Yards: Donte Moncrief, 7-173 (3 TDs); 11-24-2012
All-Purpose Yards: Dou Innocent, 242; 11-25-1995
Points Scored: Showboat Boykin, 42 (7 TDs); 12-1-1951

SERIES HISTORY

Ole Miss leads 65-47-6

Original Record: Ole Miss leads 65-49-6
In Egg Bowl: Ole Miss leads 59-29-5
In Oxford: Ole Miss leads 22-14-3
In Starkville: Ole Miss leads 24-15-3
In Jackson, Miss.: Ole Miss leads 18-12
In Tupelo, Miss.: Mississippi State leads 3-0
In Columbus, Miss.: Ole Miss leads 1-0
In Clarksdale, Miss.: Mississippi State leads 1-0
In Greenwood, Miss.: Mississippi State leads 2-0

Largest Margin of Victory: ... 48 (48-0), 1971 in Starkville
Largest Margin of Defeat: 65 (65-0), 1915 in Tupelo

Year	Site	Score	Year	Site	Score
1901	Starkville	L, 0-17	1965	Starkville	W, 21-0
1902	Starkville	W, 21-0	1966	Oxford	W, 24-0
1903	Oxford	T, 6-6	1967	Starkville	W, 10-3
1904	Columbus	W, 17-5	1968	Oxford	T, 17-17
1905	Jackson	L, 0-11	1969	Starkville	W, 48-22
1906	Jackson	W, 29-5	1970	Oxford	L, 14-19
1907	Jackson	L, 0-15	1971	Starkville	W, 48-0
1908	Jackson	L, 6-44	1972	Oxford	W, 51-14
1909	Jackson	W, 9-5	1973	Jackson	W, 38-10
1910	Jackson	W, 30-0	1974	Jackson	L, 13-31
1911	Jackson	L, 0-6	1975	Jackson	W, 13-7
1915	Tupelo	L, 0-65	1976	Jackson	L, 11-28*
1916	Tupelo	L, 0-36	1977	Jackson	L, 14-18*
1917	Tupelo	L, 14-41	1978	Jackson	W, 27-7
1918	Oxford	L, 0-13	1979	Jackson	W, 14-9
1918	Starkville	L, 0-34	1980	Jackson	L, 14-19
1919	Clarksdale	L, 0-33	1981	Jackson	W, 21-17
1920	Greenwood	L, 0-20	1982	Jackson	L, 10-27
1921	Greenwood	L, 0-21	1983	Jackson	W, 24-23
1922	Jackson	L, 13-19	1984	Jackson	W, 24-3
1923	Jackson	L, 6-13	1985	Jackson	W, 45-27
1924	Jackson	L, 0-20	1986	Jackson	W, 24-3
1925	Jackson	L, 0-6	1987	Jackson	L, 20-30
1926	Starkville	W, 7-6	1988	Jackson	W, 33-6
1927	Oxford	W, 20-12	1989	Jackson	W, 21-11
1928	Starkville	W, 20-19	1990	Jackson	W, 21-9
1929	Oxford	T, 7-7	1991	Starkville	L, 9-24
1930	Starkville	W, 20-0	1992	Oxford	W, 17-10
1931	Oxford	W, 25-14	1993	Starkville	L, 13-20
1932	Starkville	W, 13-0	1994	Oxford	L, 17-21
1933	Oxford	W, 31-0	1995	Starkville	W, 13-10
1934	Jackson	W, 7-3	1996	Oxford	L, 0-17
1935	Oxford	W, 14-6	1997	Starkville	W, 15-14
1936	Starkville	L, 6-26	1998	Oxford	L, 6-28
1937	Oxford	L, 7-9	1999	Starkville	L, 20-23
1938	Starkville	W, 19-6	2000	Oxford	W, 45-30
1939	Oxford	L, 6-18	2001	Starkville	L, 28-36
1940	Starkville	L, 0-19	2002	Oxford	W, 24-12
1941	Oxford	L, 0-6	2003	Starkville	W, 31-0
1942	Starkville	L, 13-34	2004	Oxford	W, 20-3
1944	Oxford	W, 13-8	2005	Starkville	L, 14-35
1945	Starkville	W, 7-6	2006	Oxford	W, 20-17
1946	Oxford	L, 0-20	2007	Starkville	L, 14-17
1947	Starkville	W, 33-14	2008	Oxford	W, 45-0
1948	Oxford	W, 34-7	2009	Starkville	L, 27-41
1949	Starkville	W, 26-0	2010	Oxford	L, 23-31
1950	Oxford	W, 27-20	2011	Starkville	L, 3-31
1951	Starkville	W, 49-7	2012	Oxford	W, 41-24**
1952	Oxford	W, 20-14	2013	Starkville	L, 10-17 (OT)
1953	Starkville	T, 7-7	2014	Oxford	W, 31-17**
1954	Oxford	W, 14-0	2015	Starkville	W, 38-27
1955	Starkville	W, 26-0	2016	Oxford	L, 20-55
1956	Oxford	W, 13-7	2017	Starkville	W, 31-28
1957	Starkville	T, 7-7	2018	Oxford	L, 3-35
1958	Oxford	W, 21-0	2019	Starkville	L, 20-21
1959	Starkville	W, 42-0	2020	Oxford	W, 31-24
1960	Oxford	W, 35-9	2021	Starkville	W, 31-21
1961	Starkville	W, 37-7	2022	Oxford	L, 22-24
1962	Oxford	W, 13-6	2023	Starkville	W, 17-7
1963	Starkville	T, 10-10			
1964	Oxford	L, 17-20			

* - Ole Miss won by forfeit

** Win vacated due to NCAA ruling

2	QB		JAXSON DART 6-2 225 Sr. Kaysville, Utah	<table><tr><th>COMP</th><th>ATT</th><th>YDS</th><th>TD/INT</th></tr><tr><td>235</td><td>339</td><td>3,732</td><td>24/6</td></tr></table>	COMP	ATT	YDS	TD/INT	235	339	3,732	24/6	LAST GAME: Completed 24-of-41 passes for 323 yards, two touchdowns and two interceptions vs. Florida NOTES: Three-year starter for the Rebels who ranks tied for first at Ole Miss in 300-yard games (14), first in total offense (11,450), second in passing yards (10,070), second in passing TDs (67) and third in total TDs (79) ... Finalist for the Campbell Trophy and Johnny Unitas Golden Arm Award ... Transferred from USC in 2022.
COMP	ATT	YDS	TD/INT										
235	339	3,732	24/6										
24	RB		ULYSSES BENTLEY IV 5-10 200 Sr. Houston, Texas	<table><tr><th>ATT</th><th>YDS</th><th>AVG</th><th>TD</th></tr><tr><td>50</td><td>213</td><td>4.3</td><td>2</td></tr></table>	ATT	YDS	AVG	TD	50	213	4.3	2	LAST GAME: Saw action vs. Florida in a reserve role specifically on special teams NOTES: Has appeared in 54 career games, with 29 of those coming at Ole Miss ... 25 career rushing touchdowns ... Doak Walker and Earl Campbell Tyler Rose Award preseason watch lists ... Graduated from Ole Miss with a degree in multi-disciplinary studies ... Transferred from SMU in 2022.
ATT	YDS	AVG	TD										
50	213	4.3	2										
9	WR		TRE HARRIS 6-3 210 Sr. Lafayette, La.	<table><tr><th>REC</th><th>YDS</th><th>AVG</th><th>TD</th></tr><tr><td>60</td><td>1,030</td><td>17.2</td><td>7</td></tr></table>	REC	YDS	AVG	TD	60	1,030	17.2	7	LAST GAME: Hauled in one catch for 43 yards and a TD before leaving game due to injury vs. Florida NOTES: Semifinalist for the Bilitenikoff Award ... Has 3,532 career receiving yards and 29 TDs ... Tallied 900 yards receiving in three straight seasons ... Graduated from Ole Miss with a degree in general business ... Transferred from Louisiana Tech in 2023.
REC	YDS	AVG	TD										
60	1,030	17.2	7										
19	WR		CAYDEN LEE 5-11 175 So. Kennesaw, Ga.	<table><tr><th>REC</th><th>YDS</th><th>AVG</th><th>TD</th></tr><tr><td>46</td><td>790</td><td>17.2</td><td>2</td></tr></table>	REC	YDS	AVG	TD	46	790	17.2	2	LAST GAME: Registered six catches for 94 yards and a touchdown vs. Florida NOTES: Played in 21 career games at Ole Miss ... Appeared in 10 games, with one start as a true freshman in 2023 ... Rated a four-star prospect by Rivals coming out of high school and ranked as the No. 36 wide receiver in the nation.
REC	YDS	AVG	TD										
46	790	17.2	2										
11	WR		JORDAN WATKINS 6-0 205 Sr.* Richmond, Va.	<table><tr><th>REC</th><th>YDS</th><th>AVG</th><th>TD</th></tr><tr><td>37</td><td>687</td><td>18.6</td><td>7</td></tr></table>	REC	YDS	AVG	TD	37	687	18.6	7	LAST GAME: Hauled in eight catches for 70 yards over Florida NOTES: Has appeared in 58 career collegiate games, with 40 starts, at Ole Miss and Louisville ... Team leader with seven receiving TDs and third in receiving yards (687) and receptions (29) despite battling injury in 2024 ... Five 100-yard receiving games at Ole Miss ... Transferred from Louisville in 2022.
REC	YDS	AVG	TD										
37	687	18.6	7										
3	WR		ANTWANE "JUICE" WELLS 6-0 205 Sr.* Richmond, Va.	<table><tr><th>REC</th><th>YDS</th><th>AVG</th><th>TD</th></tr><tr><td>27</td><td>521</td><td>19.3</td><td>5</td></tr></table>	REC	YDS	AVG	TD	27	521	19.3	5	LAST GAME: Hauled in one catch for 25 yards vs. Florida NOTES: Tabbed preseason All-American and SEC Newcomer of the Year by College football news ... Has tallied 3,339 receiving yards and 33 TDs in his career ... Senior Bowl watch list ... Earned All-SEC and honorable mention All-America honors for South Carolina in 2022 ... Transferred from South Carolina.
REC	YDS	AVG	TD										
27	521	19.3	5										
86	TE		CADEN PRIESKORN 6-6 255 Sr. Lake Orion, Mich.	<table><tr><th>REC</th><th>YDS</th><th>AVG</th><th>TD</th></tr><tr><td>20</td><td>322</td><td>16.1</td><td>2</td></tr></table>	REC	YDS	AVG	TD	20	322	16.1	2	LAST GAME: Tallied two catches for 22 yards against Florida NOTES: Mackey Award watch list ... Preseason All-America selection ... Has appeared in 50 career games at both Ole Miss and Memphis ... Tallied 13 receiving TDs over last 33 games ... Graduated from Ole Miss with a degree in multi-disciplinary studies ... Transferred from Memphis in 2023.
REC	YDS	AVG	TD										
20	322	16.1	2										
61	LT		DIEGO POUNDS 6-6 340 Jr. Raleigh, N.C.	<table><tr><th>GS</th><th>RUSH/G</th><th>PASS/G</th><th>PPG</th></tr><tr><td>7</td><td>170.8</td><td>361.8</td><td>38.5</td></tr></table>	GS	RUSH/G	PASS/G	PPG	7	170.8	361.8	38.5	LAST GAME: Earned seventh straight start against Florida NOTES: Has appeared in 29 collegiate games at both Ole Miss and North Carolina, including 15 starts ... All, 1,456 career snaps have come at left tackle ... Earned a pass-blocking grade of 74 from PFF during 2023 season at UNC ... Transferred from North Carolina.
GS	RUSH/G	PASS/G	PPG										
7	170.8	361.8	38.5										
71	LG		NATE KALEPO 6-6 335 Sr. Renton, Wash.	<table><tr><th>GS</th><th>RUSH/G</th><th>PASS/G</th><th>PPG</th></tr><tr><td>10</td><td>170.8</td><td>361.8</td><td>38.5</td></tr></table>	GS	RUSH/G	PASS/G	PPG	10	170.8	361.8	38.5	LAST GAME: Earned the start at left guard vs. Florida NOTES: Seasoned veteran who has appeared in 62 collegiate games, with 28 career starts ... Was a member of the 2023 Washington team that played in the national title game ... Helped Husky o-line win the Joe Moore Award for best offensive line unit in college football ... Transferred from Washington.
GS	RUSH/G	PASS/G	PPG										
10	170.8	361.8	38.5										
56	C		REECE MCINTYRE 6-5 320 Sr. Buford, Ga.	<table><tr><th>GS</th><th>RUSH/G</th><th>PASS/G</th><th>PPG</th></tr><tr><td>11</td><td>170.8</td><td>361.8</td><td>38.5</td></tr></table>	GS	RUSH/G	PASS/G	PPG	11	170.8	361.8	38.5	LAST GAME: Made 15th career start, 12th at center, against Florida NOTES: Has played in 59 career games with 15 starts on the offensive line as both center and guard ... Graduated from Ole Miss with a degree in multi-disciplinary studies ... Earned all-state honors in high school in both football and baseball.
GS	RUSH/G	PASS/G	PPG										
11	170.8	361.8	38.5										
52	RG		JULIUS BUELOW 6-8 320 Sr. Kapolei, Hawaii	<table><tr><th>GS</th><th>RUSH/G</th><th>PASS/G</th><th>PPG</th></tr><tr><td>8</td><td>170.8</td><td>361.8</td><td>38.5</td></tr></table>	GS	RUSH/G	PASS/G	PPG	8	170.8	361.8	38.5	LAST GAME: Played in a reserve role vs. Florida NOTES: Has appeared in 42 career games, with eight starts on the o-line for Ole Miss ... Helped Husky o-line win the Joe Moore Award for best offensive line unit in college football ... Earned Pac-12 Academic Honor Roll accolades in 2022 ... Transferred from Washington.
GS	RUSH/G	PASS/G	PPG										
8	170.8	361.8	38.5										
57	RT		MICAH PETTUS 6-7 350 Sr. Madison, Ala.	<table><tr><th>GS</th><th>RUSH/G</th><th>PASS/G</th><th>PPG</th></tr><tr><td>10</td><td>170.8</td><td>361.8</td><td>38.5</td></tr></table>	GS	RUSH/G	PASS/G	PPG	10	170.8	361.8	38.5	LAST GAME: Earned 10th start of the season for the Rebels at right tackle vs. Florida NOTES: Has played in 32 career games at Ole Miss with 28 starts on the offensive line ... Senior Bowl watch list ... Athletic Director's Honor Roll in fall 2022 and spring 2023 ... Graduated from Ole Miss with a degree in general business.
GS	RUSH/G	PASS/G	PPG										
10	170.8	361.8	38.5										
41	K		CADEN DAVIS 6-2 210 Sr.* Coppell, Texas	<table><tr><th>FG</th><th>LONG</th><th>PAT</th><th>PTS</th></tr><tr><td>21/25</td><td>57</td><td>49-51</td><td>112</td></tr></table>	FG	LONG	PAT	PTS	21/25	57	49-51	112	LAST GAME: Made 1-of-2 field goals vs. Florida NOTES: 21-for-25 on field goals this season ... Semifinalist for the Lou Groza Award ... Has registered 133 touchbacks in 158 kickoffs (84 percent) during his two years at Ole Miss ... Graduated from Texas A&M in 2022 with a degree in supply chain management in 2022 ... Transferred from Texas A&M in 2023.
FG	LONG	PAT	PTS										
21/25	57	49-51	112										

15 DE		JARED IVEY 6-6 285 Sr. Suwanee, Ga. <table> <tr> <th>TACKLES</th><th>TFL</th><th>SACK</th><th>QBH</th></tr> <tr> <td>35</td><td>9.5</td><td>7.0</td><td>4</td></tr> </table>	TACKLES	TFL	SACK	QBH	35	9.5	7.0	4	LAST GAME: Tallied four tackles and a pass breakup vs. Florida NOTES: 56 career games played, 41 starts, 158 tackles, 32.5 TFL and 17.5 sacks across Ole Miss and Georgia Tech ... Preseason second team All-SEC selection by media ... Senior Bowl watch list ... Received scholarship offers to play Division I college basketball ... Transferred from Georgia Tech in 2022.
TACKLES	TFL	SACK	QBH								
35	9.5	7.0	4								
2 DT		WALTER NOLEN 6-3 305 Jr. Powell, Tenn. <table> <tr> <th>TACKLES</th><th>TFL</th><th>SACK</th><th>QBH</th></tr> <tr> <td>40</td><td>10.5</td><td>5.0</td><td>3</td></tr> </table>	TACKLES	TFL	SACK	QBH	40	10.5	5.0	3	LAST GAME: Registered career-high eight tackles, three TFL and one sack vs. Florida NOTES: 33 career games played with 25 career starts ... 20.5 career TFL and 10.0 sacks ... Semifinalist for the Walter Camp Award, Bednarik Award and Outland Trophy ... Walter Camp, Nagurski, Lombardi and Outland preseason watch list ... Transferred from Texas A&M.
TACKLES	TFL	SACK	QBH								
40	10.5	5.0	3								
89 DT		JJ PEGUES 6-2 325 Sr. Oxford, Miss. <table> <tr> <th>TACKLES</th><th>TFL</th><th>SACK</th><th>QBH</th></tr> <tr> <td>35</td><td>12.0</td><td>3.0</td><td>4</td></tr> </table>	TACKLES	TFL	SACK	QBH	35	12.0	3.0	4	LAST GAME: Tallied two total tackles vs. Florida NOTES: Has recorded 27.0 TFL and 9.5 sacks in 60 career games ... Has six rushing TDs in 2024 ... 2024 Chucky Mullins Courage Award winner ... Will wear No. 38 at home and No. 89 on the road ... Member of the 2024 AFCA Good Works Team ... Wuerffel Trophy semifinalist ... Transferred from Auburn in 2022.
TACKLES	TFL	SACK	QBH								
35	12.0	3.0	4								
1 DE		PRINCELY UMANMIELEN 6-4 255 Sr. Austin, Texas <table> <tr> <th>TACKLES</th><th>TFL</th><th>SACK</th><th>QBH</th></tr> <tr> <td>31</td><td>13.0</td><td>10.5</td><td>6</td></tr> </table>	TACKLES	TFL	SACK	QBH	31	13.0	10.5	6	LAST GAME: Registered seven tackles and one sack vs. Florida NOTES: 55 career games played with 31 starts on the defensive line ... Started 24 games over four years at Florida ... Bednarik Award preseason watch list ... Preseason All-America selection by Athlon and College football news ... Senior Bowl watch list ... Transferred from Florida.
TACKLES	TFL	SACK	QBH								
31	13.0	10.5	6								
6 LB		TJ DOTTERY 6-1 225 So Montgomery, Ala. <table> <tr> <th>TACKLES</th><th>TFL</th><th>SACK</th><th>QBH</th></tr> <tr> <td>70</td><td>3.5</td><td>2.0</td><td>4</td></tr> </table>	TACKLES	TFL	SACK	QBH	70	3.5	2.0	4	LAST GAME: Earned the start and had two tackles vs. Florida NOTES: Sat out all of the 2023 regular season due to NCAA transfer rules ... Played in 2023 Peach Bowl vs. Penn State ... Appeared in four games for Clemson in 2022 before earning a redshirt ... Transferred from Clemson in 2023.
TACKLES	TFL	SACK	QBH								
70	3.5	2.0	4								
11 LB		CHRIS "POOH" PAUL JR. 6-1 235 Jr. Cordele, Ga. <table> <tr> <th>TACKLES</th><th>TFL</th><th>SACK</th><th>QBH</th></tr> <tr> <td>82</td><td>10.0</td><td>2.5</td><td>9</td></tr> </table>	TACKLES	TFL	SACK	QBH	82	10.0	2.5	9	LAST GAME: Finished with eight tackles vs. Florida NOTES: Senior Bowl watch list ... Notched 156 total tackles (79 solo), 19.0 TFL, 6.5 sacks, one forced fumble and one pass breakup in his Arkansas career ... Semifinalist for the Bednarik Award and Butkus Award ... Transferred from Arkansas.
TACKLES	TFL	SACK	QBH								
82	10.0	2.5	9								
23 LB		KHARI COLEMAN 6-1 220 Sr. New Orleans, La. <table> <tr> <th>TACKLES</th><th>TFL</th><th>SACK</th><th>QBH</th></tr> <tr> <td>39</td><td>0.0</td><td>0.0</td><td>1</td></tr> </table>	TACKLES	TFL	SACK	QBH	39	0.0	0.0	1	LAST GAME: Registered three total tackles vs. Florida NOTES: 53 games played, 31 starts, 181 tackles, 31.0 TFL in career ... Started 12 games in 2023 for the Rebels, tallying 48 total tackles ... Senior Bowl watch list ... Graduated from Ole Miss with a degree in multi-disciplinary studies ... Earned Freshman All-America honors in 2020 ... Transferred from TCU in 2022.
TACKLES	TFL	SACK	QBH								
39	0.0	0.0	1								
9 CB		TREY AMOS 6-1 190 Sr. New Iberia, La. <table> <tr> <th>TACKLES</th><th>TFL</th><th>INT</th><th>PBU</th></tr> <tr> <td>43</td><td>2.5</td><td>3</td><td>12</td></tr> </table>	TACKLES	TFL	INT	PBU	43	2.5	3	12	LAST GAME: Started at cornerback and registered two tackles and one pass breakup vs. Florida NOTES: Has appeared in 59 career games with 24 starts over five seasons at Ole Miss, Alabama and Louisiana ... Preseason All-SEC second team selection by College football news ... Senior Bowl watch list ... Transferred from Alabama.
TACKLES	TFL	INT	PBU								
43	2.5	3	12								
28 CB		JADON CANADY 5-10 175 Jr. Jacksonville, Fla. <table> <tr> <th>TACKLES</th><th>TFL</th><th>INT</th><th>PBU</th></tr> <tr> <td>32</td><td>2.5</td><td>0</td><td>11</td></tr> </table>	TACKLES	TFL	INT	PBU	32	2.5	0	11	LAST GAME: Started at cornerback and registered five tackles vs. Florida NOTES: Has appeared in 33 career games with 30 starts at both Ole Miss and Tulane ... 109 total tackles over four seasons ... Saw action in seven games in 2023 for Tulane, registering 20 tackles ... Transferred from Tulane in 2023.
TACKLES	TFL	INT	PBU								
32	2.5	0	11								
7 S		LOUIS MOORE 5-11 200 Sr. Mesquite, Texas <table> <tr> <th>TACKLES</th><th>TFL</th><th>INT</th><th>PBU</th></tr> <tr> <td>33</td><td>2.0</td><td>0</td><td>1</td></tr> </table>	TACKLES	TFL	INT	PBU	33	2.0	0	1	LAST GAME: Played season-high 66 snaps after injury to starter Yam Banks and tallied 10 tackles vs. Florida NOTES: 33 games played, 11 starts, 124 tackles, two pass breakups and three INTs in three-year career at Ole Miss and Indiana ... Appeared in 24 games with 10 starts at safety in two seasons with the Hoosiers ... Transferred from Indiana.
TACKLES	TFL	INT	PBU								
33	2.0	0	1								
5 S		JOHN SAUNDERS JR. 6-2 210 Sr. High Point, N.C. <table> <tr> <th>TACKLES</th><th>TFL</th><th>INT</th><th>PBU</th></tr> <tr> <td>41</td><td>1.5</td><td>3</td><td>4</td></tr> </table>	TACKLES	TFL	INT	PBU	41	1.5	3	4	LAST GAME: Started at nickel back and registered three tackles and one interception vs. Florida NOTES: 47 games played, 39 starts, 173 tackles, 23 pass breakups and 11 INTs in career ... Earned second-team All-SEC honors for the Rebels in 2023 after tallying 65 tackles and three interceptions ... Led Miami (Ohio) in PBUs in 2022 (10) ... Transferred from Miami (Ohio) in 2023.
TACKLES	TFL	INT	PBU								
41	1.5	3	4								
25 S		TREY WASHINGTON 5-10 205 Sr. Trussville, Ala. <table> <tr> <th>TACKLES</th><th>TFL</th><th>PBU</th><th>QBH</th></tr> <tr> <td>49</td><td>3.0</td><td>7</td><td>2</td></tr> </table>	TACKLES	TFL	PBU	QBH	49	3.0	7	2	LAST GAME: Registered four tackles against Florida NOTES: Has played in 50 career games with 27 starts over four seasons ... Preseason All-SEC selection by College Football News ... Named to the SEC Fall Academic Honor Roll in 2022 and 2023 ... Named to the Dean's Honor Rolls in spring 2021 and fall 2023 ... Senior Bowl watch list.
TACKLES	TFL	PBU	QBH								
49	3.0	7	2								
12 P		FRASER MASIN 6-4 230 Sr. Brisbane, Australia <table> <tr> <th>PUNTS</th><th>AVG</th><th>LONG</th><th>IN 20</th></tr> <tr> <td>28</td><td>46.4</td><td>65</td><td>13</td></tr> </table>	PUNTS	AVG	LONG	IN 20	28	46.4	65	13	LAST GAME: Tallied four punts for an average of 43.8 yards with a long of 54 yards vs. Florida NOTES: Has 28 punts on the season for an average of 46.4 yards per punt ... Semifinalist for the Ray Guy Award ... Played in 35 career games with 43.3 yards/punt for Ole Miss ... Selected to the Australian rules football state team in 2017 and 2016.
PUNTS	AVG	LONG	IN 20								
28	46.4	65	13								



SEC STANDINGS

	Conf.	Overall
Texas	6-1	10-1
Georgia	6-2	9-2
Tennessee	5-2	9-2
Texas A&M	5-2	8-3
South Carolina	5-3	8-3
Alabama	4-3	8-3
LSU	4-3	7-4
Ole Miss	4-3	8-3
Missouri	4-3	8-3
Florida	4-4	6-5
Arkansas	3-4	6-5
Vanderbilt	3-4	6-5
Auburn	2-5	5-6
Oklahoma	2-5	6-5
Kentucky	1-7	4-7
Mississippi State	0-7	2-9

REBELS IN SEC & FBS STATS

Category (Team)	Stat	SEC	FBS
Passing Offense	361.8	1	1
Team Passing Efficiency	177.24	1	1
Team Tackles For Loss	9.8	1	1
Team Sacks	4.45	1	1
Total Offense	532.6	1	2
Rushing Defense	87.5	1	2
Passing Yards / Completion	15.73	1	4
Net Punting	43.93	1	3
First Down Offense	274	1	5
Scoring Defense	13.9	3	5
Red Zone Defense	71.4%	2	6
Scoring Offense	38.5	1	9
Kickoff Return Def.	15.67	2	9
Fumbles Recovered	10	3	9
Completion Percentage	67.8%	1	12
3rd Down Conv. Pct. Def.	32.0%	5	16
Total Defense	312.4	6	18
Turnover Margin	0.64	2	21
Passes Had Intercepted	6	4	22

Category (Indiv.)	Stat	SEC	FBS
J. Dart, Passing Efficiency	181.6	1	1
J. Dart, Total Offense	373.4	1	1
J. Dart, Yards / Pass Attempt	11.01	1	1
J. Dart, Yards / Completion	15.88	1	2
J. Dart, Passing Yards	3,732	1	3
J. Dart, Pass Yards / Game	339.3	1	3
C. Davis, Field Goals / Game	1.91	1	4
T. Amos, Passes Defended	1.4	1	5
P. Umanmielen, Sacks	1.3	1	5
S. Perkins, Sacks	0.95	3	7
T. Harris, Receiving Yards	1,030	1	8
W. Nolen, Fumbles Recovered	2	2	8
J. Dart, Completion %	69.3%	1	9
C. Davis, Points Scored	112	2	9
J. Dart, Passing TDs	24	1	11
P. Umanmielen, Tackles For Loss	1.3	3	14
A. Wells, Yards / Rec.	19.3	4	16
J. Dart, Points Responsible	162	2	17
J. Saunders, Forced Fumbles	0.27	3	17
S. Perkins, Tackles For Loss	1.3	4	18
J. Dart, Completions / Game	21.36	3	21
J. Watkins, Yards / Rec.	18.57	7	26
C. Davis, Field Goal %	84.0%	5	35
J. Watkins, Receiving TDs	7	5	36
T. Amos, Interceptions	3	5	36

BY THE NUMBERS

64,038 - Vaught-Hemingway Stadium Capacity
24,710 - Ole Miss enrollment (Fall 2023)
684 - All-Time Victories
315 - Pro Draft Picks
59 - First Team All-American Selections
41 - Bowl Appearances
25 - Academic All-Americans
25 - Bowl Wins
23 - NFL First-Round Draft Picks
17 - Overtime Games
12 - College Football Hall of Fame Inductees
6 - SEC Championships

OLE MISS HEAD COACH LANE KIFFIN

Lane Kiffin is in his fifth season at Ole Miss and has led the Rebels to four consecutive bowl berths, including two New Year's Six appearances, under his guidance since 2020. In 11 years at the NCAA level, Kiffin has posted an all-time record of 103-52, including a 42-18 mark at Ole Miss. Kiffin led the 2023 Rebels to the best season in Ole Miss history in terms of wins, notching an 11-2 overall record capped by a 38-25 Peach Bowl victory over Penn State. The Rebels finished No. 9 in both final versions of the AP and Coaches polls, the highest finish overall since 2015 (No. 9 Coaches) and their highest in the final AP poll since 1969 (No. 8). In 2022, Kiffin led the Rebels to the Texas Bowl, thanks to another dynamite offense that ranked No. 3 nationally in rushing offense (256.6) and No. 8 in total offense (496.4) in 2022. Kiffin guided the Rebels to a 10-3 record in 2021, the first 10-win regular season in school history. The Rebels finished the season ranked No. 11 in both the AP and AFCA Coaches Poll, its highest final ranking since 2016. Ole Miss ranked top-20 in the FBS in nine different offensive categories in his first season in 2020. In December 2016, Kiffin took over an FAU program that had won a total of nine combined games over the previous three seasons. Kiffin proceeded to take the Owls to new heights over the last three years, including two conference titles and two 10-win seasons. In his head coaching stops at USC, Tennessee and FAU, Kiffin has shown a propensity in helping turn programs around. Kiffin graduated from Fresno State in 1998 after playing quarterback for three seasons (1994-96) for the Bulldogs. He began his coaching career as a student assistant at Fresno State under Pat Hill in 1997 and 1998.

MISSISSIPPI STATE HEAD COACH JEFF LEBBY

Jeff Lebby is in his first season at Mississippi State and holds a 2-9 record during his stint in Starkville. Prior to MSU, Lebby spent one season as offensive coordinator at Oklahoma. His 2023 unit with the Sooners scored an FBS-best 65+ points three times and ranked No. 4 nationally in scoring offense (41.7 ppg). Lebby is no stranger to the Southeastern Conference, having spent two seasons in Oxford directing the Ole Miss offense and coaching quarterbacks. Under his direction, the offense led the SEC in total offense in 2020 and again in 2021, twice earning him semifinalist honors for the Broyles Award. Prior to Ole Miss, Lebby spent two seasons at UCF. He coached the quarterbacks in 2018 before being elevated to offensive coordinator in 2019. In 2017, he guided Southeastern University to the NAIA's best scoring offense (55.1 ppg) and ranked third in total offense (557.4 ypg). While at Baylor, he coached running backs from 2012-16 and was also the passing game coordinator and offensive recruiting coordinator in 2015 and 2016. A 2007 graduate of Oklahoma, Lebby was a four-year student assistant for the football program.

BULLDOG SCOUTING REPORT

Mississippi State comes into the 2024 Egg Bowl 2-9 overall and 0-7 in SEC play. Offensively, the Bulldogs are averaging 381.5 yards per game, with 235 yards through the air. True freshman, Michael Van Buren Jr., has taken over as MSU's primary signal-caller after senior Blake Shapen suffered a season-ending shoulder injury vs. Florida. Van Buren Jr. has started seven games and has thrown for 1,606 yards and 10 touchdowns. His top receiver is Kevin Coleman Jr., who has hauled in 68 catches for 814 yards and five touchdowns. Utah State transfer, Davon Booth, leads the Bulldog rushing attack with 721 yards and five TDs. On defense, MSU is giving up 462 yards per game, allowing opponents to rush for more than 213 yards per contest. The Bulldogs have given up 30 or more points in nine of their 11 games this season. Safety Isaac Smith and transfer Stone Blanton both rank top 10 nationally in total tackles, with 115 and 111 respectively.

2024 Mississippi State Schedule Time (CT)

Aug. 31	EASTERN KENTUCKY	W, 56-7	Oct. 26	ARKANSAS*	L, 25-58
Sept. 7	at Arizona State	L, 23-30	Nov. 2	UMASS	W, 45-20
Sept. 14	TOLEDO	L, 17-41	Nov. 9	at #7 Tennessee*	L, 14-33
Sept. 21	FLORIDA*	L, 28-45	Nov. 23	MISSOURI*	L, 20-39
Sept. 28	at #1 Texas*	L, 13-35	Nov. 29	at #15 Ole Miss*	2:30 p.m.
Oct. 12	at #5 Georgia*	L, 31-41	<i>* SEC game HOME GAMES IN CAPS</i>		
Oct. 19	#14 TEXAS A&M*	L, 24-34			

MISSISSIPPI REBELS

Ole Miss features 34 players from Mississippi: OL **Eli Acker** (Columbus), RB **Austin Acton** (Meridian), WR **Joshua Aka** (Starkville), S **Yam Banks** (Ridgeland), LB **CJ Barney** (Madison), CB **Cedrick Beavers** (Taylorsville), DT **Kamron Beavers** (Bay Springs), CB **Pat Broomfield** (Clarksdale), DT **Jamarious Brown** (Moss Point), LB **Raymond Collins** (Gulfport), S **Shamaar Darden** (Tupelo), DT **William Echoles** (Houston), DE **Paris Evans** (Waynesboro), DE **Kam Franklin** (Lake Cormorant), TE **Jack Harper** (Oxford), DT **Zxavian Harris** (Canton), TE **Salathiel Hemphill** (Winona), OL **Lane Hewett** (Ocean Springs), WR **Jarnorris Hopson** (Tunica), RB **Matt Jones** (Jackson), CB **Torian Kelly** (Ocean Springs), OL **Joe Koury** (Madison), QB **AJ Maddox** (Hattiesburg), CB **Richard O'Bryant** (Brandon), WR **Mac Owen** (Tunica), DT **JJ Pegues** (Oxford), LB **Suntarine Perkins** (Raleigh), DT **Tavion Prather** (Oxford), DT **Jeffery Rush** (Pascagoula), CB **Micah Stallworth** (Ridgeland), CB **Brandon Turnage** (Oxford), OL **Caleb Warren** (Louisville), WR **Noreel White** (Moss Point), and WR **Ayden Williams** (Ridgeland).

OLE MISS-MISSISSIPPI STATE SERIES HISTORY

- This game will be the 121st meeting of one of the nation's most-played rivalries.
- Ole Miss holds a 65-47-6 advantage in the series dating back to 1901, including a 22-14-3 mark in Oxford ... The original record in Oxford is 24-14-3 before vacated wins.
- The original record is 65-49-6 in favor of Ole Miss ... The Rebels had wins in 2012 & 2014 vacated due to NCAA ruling, while Mississippi State forfeited wins in 1976 & 1977.
- This game will be the 97th "Battle of the Golden Egg," as the two schools started playing for the trophy in 1927 ... Ole Miss holds a 59-30-5 advantage in the "Egg Bowl."
- This marks the first time the Egg Bowl hasn't been on Thanksgiving since 2020, and will be only the fifth time the two schools have met on a Friday ... State leads 3-1 on Friday.
- The Rebels own the four longest separate winning streaks in the series (nine, six, six and five games).
- Including a pair of forfeited victories, Ole Miss posted a 38-7-2 record versus MSU from 1944-1990.
- From 1947-1963, the Rebels posted a 15-0-2 mark against MSU ... That means a child born in December 1946 was a senior in high school before they saw Ole Miss lose to the Bulldogs.
- From 2004-2014, the home team won all but two games ... Since then, the road team has won six of the last nine.

THE START OF THE GOLDEN EGG

The Golden Egg was first proposed by members of Sigma Iota, an Ole Miss honorary society in 1927. Sigma Iota proposed that a trophy be awarded in a dignified ceremony designed to calm excited fans, after Ole Miss fans stormed the field at Starkville's Scott Field following the Rebels' 7-6 win in the 1926 contest. The 1926 win snapped a 13-game losing streak to then-Mississippi A&M, and was just Ole Miss' fifth win in 23 tries. Following the game, Ole Miss fans made a dash for the goal posts, while Aggie fans took after them with cane bottom chairs and fights broke out. The mayhem continued until most of the chairs were splintered. After Sigma Iota made its proposal, Mississippi A&M approved the suggestion, and Ole Miss, two weeks before the game, officially added its approval. The trophy, to be called "The Golden Egg," would be a regulation-size gold-plated football mounted on a pedestal. The cost of the \$250 trophy was split between both schools. On Thanksgiving Day, 1927, the first "Battle of the Golden Egg" was waged before a crowd of 14,000 in Oxford. The Rebels won 20-12 and the symbol of supremacy in the series was born.

ORIGINS OF THE NAME

The term "Egg Bowl" can be traced back to 1978, when Executive Sports Editor of The Clarion-Ledger Tom Patterson decided to spice up the 1978 meeting. A year earlier, the Clarion-Ledger headline on game day had been "Egg Bowl Is Up For Scramble." With the Rebels and the Bulldogs 6-4 and both apparently out of the bowl picture heading into the 1978 game, Patterson instructed his staff to follow the "Egg Bowl" theme throughout the week. The result was a special section on Sunday, which recounted in great detail the Rebels' stunning 27-7 victory. While the game is still officially the "Battle of the Golden Egg," most members of the media now refer to the annual game simply as the "Egg Bowl."

FRIDAY NIGHT FIGHT

The Egg Bowl and Thanksgiving have become synonymous, with the rivalry being held 32 times on the holiday -- including six of the last seven. But 2024 it moves to a Friday for only the fifth time in 121 contests. This week marks the first time the Egg Bowl will be played on a Friday since 2008 (W, 45-0), and in the series overall it joins previous Friday matchups in 1916 (L, 36-0), 1921 (L, 27-7) and 2007 (L, 17-14). However, this will only be the third true Battle for the Golden Egg held on a Friday, as the 1916 and 1921 meetings were before the trophy was introduced in 1927.

Date	Result	Location
Fri., Nov. 3, 1916	L, 0-36*	Tupelo, Miss.
Fri., Nov. 5, 1921	L, 7-27*	Greenwood, Miss.
Fri., Nov. 23, 2007	L, 14-17	Starkville, Miss.
Fri., Nov. 28, 2008	W, 45-0	Oxford, Miss.

* Not considered an Egg Bowl, which began in 1927

SENIOR SALUTE

Before kickoff on Friday against Mississippi State, Ole Miss will honor its senior class prior to their final game at Vaught-Hemingway. Rebel seniors with and without an extra year of eligibility include: OL **Eli Acker**, WR **Josh Aka**, RB **Rashad Amos**, CB **Trey Amos**, S **Yam Banks**, RB **Ulysses Bentley IV**, OL **Julius Buelow**, LB **Khari Coleman**, QB **Jaxson Dart**, K **Caden Davis**, WR **Micah Davis**, RB **Logan Diggs**, CB **Isaiah Hamilton**, DE **Chris Hardie**, WR **Tre Harris**, WR **Izaiah Hartrup**, TE **Salathiel Hemphill**, DE **Jared Ivey**, OL **Jeremy James**, S **Antione Johnson**, OL **Nate Kalepo**, P **Fraser Masin**, OL **Reece McIntyre**, S **Louis Moore**, RB **Henry Parrish Jr.**, DT **JJ Pegues**, DT **Tavion Prather**, WR **Devin Price**, TE **Caden Prieskorn**, S **John Saunders Jr.**, OL **Gerquan Scott**, WR **Jordan Smart**, DT **Akelo Stone**, OL **Mana Taimani**, RB **Domonique Thomas**, CB **Brandon Turnage**, DE **Princely Umanmielen**, OL **Caleb Warren**, S **Trey Washington**, WR **Jordan Watkins** and WR **Antwane Wells Jr.**

CAREER STARTS (AT OLE MISS)

50	Jeremy James
44	Caleb Warren
36	Jaxson Dart
28	Jared Ivey, Micah Pettus
27	Trey Washington, Jordan Watkins
24	John Saunders Jr.
21	JJ Pegues
19	Tre Harris, Jayden Williams
18	Khari Coleman, Caden Prieskorn
16	Reece McIntyre
13	Henry Parrish Jr.
11	Trey Amos, Cayden Lee, Walter Nolen
10	Jadon Canady, TJ Dottery, Chris Paul Jr., Nate Kalepo, Zxavian Harris
9	Eli Acker
8	Julius Buelow, Suntarine Perkins
7	Diego Pounds, Antwane Wells Jr.
6	Yam Banks, Princely Umanmielen
4	Gerquan Scott, Dae'Quan Wright
3	Brandon Turnage
2	Isaiah Hamilton, Ayden Williams
1	Ulysses Bentley IV, Micah Davis, Chris Graves, Louis Moore, Akelo Stone

CURRENT CONSECUTIVE STARTS (AT OLE MISS)

35	Jaxson Dart
26	Trey Washington
24	John Saunders Jr.
11	Trey Amos, Reece McIntyre, Walter Nolen
10	Chris Paul Jr.
7	Jadon Canady, TJ Dottery, Diego Pounds
6	Yam Banks, Suntarine Perkins, Jordan Watkins
5	Cayden Lee
4	JJ Pegues, Gerquan Scott, Dae'Quan Wright
3	Micah Pettus
2	Jared Ivey, Nate Kalepo
1	Micah Davis, Tre Harris

CAREER GAMES PLAYED (AT OLE MISS)

59	Reece McIntyre
56	Jeremy James
52	Caleb Warren
50	Trey Washington
48	Eli Acker
37	Tyler Banks, Jaxson Dart
36	Jared Ivey, JJ Pegues, Jordan Watkins
35	Khari Coleman, Zxavian Harris, Fraser Masin
32	Henry Parrish Jr., Micah Pettus
30	Ulysses Bentley IV
29	Jayden Williams
25	Richard O'Bryant
24	Caden Davis, Chris Graves Jr., Suntarine Perkins, Charlie Pollock, John Saunders Jr.
23	Matt Jones
21	Cayden Lee, Caden Prieskorn, Akelo Stone
20	Tre Harris
19	Trip White
18	Ayden Williams
17	Josh Aka, Nick Cull, Preston Cushman
16	Mana Taimani
15	Jamarius Brown
14	Al Brown, Carter Short
13	Jadon Canady, Brycen Sanders
11	Trey Amos, Yam Banks, Julius Buelow, Drew Burnett, Micah Davis, TJ Dottery, Isaiah Hamilton, Salathiel Hemphill, Walter Nolen, Chris Paul Jr., Diego Pounds, Dominique Thomas, Brandon Turnage, Antwane Wells Jr., Dae'Quan Wright
10	Jason Albritton, Nate Kalepo, Princely Umanmielen, Hudson Wolfe
9	Andy Jaffe, Louis Moore
8	Gerquan Scott, Austin Simmons
7	TJ Banks, William Echoles
6	Rashad Amos, Kam Franklin, Chris Hardie
5	Daniel Demery, Deelay Holmes Jr., Antione Johnson
4	Cam East, Walker Howard, Wyatt Smalley
3	Raymond Collins, Ethan Fields
2	Mike Baker, Chamberlain Campbell, Dillon Hipp, Joe Koury, Mac Owen, Joshua Pfeifer, Ali Scott, Jordan Smart, Noreel White
1	John Ross Ashley, Kamron Beavers, Pat Broomfield, Lane Hewett, Tavion Prather, Anthony Robinson III, Jeffery Rush, Calvin Wilson



2024 BREAKDOWN

Category	2024
Record	8-3
SEC	4-3
Non-Conference	4-0
Home	5-1
Away	3-2
Neutral	0-0
Day Games	5-2
Night Games (6 p.m. start or later)	3-1
vs. Top 25 teams	1-1
TV games	8-3
on SEC Network	2-0
on SEC Network Alternate	0-0
on ESPN	3-0
on ESPN2	0-0
on ABC	1-3
on CBS	0-0
on SECN+/ESPN+	1-0
on The CW	1-0
When scoring first	7-2
When opponents score first	1-1
When leading at halftime	7-1
When trailing at halftime	1-1
When tied at halftime	0-1
When leading after third quarter	8-2
When trailing after third quarter	0-0
When tied after third quarter	0-1
In overtime games	0-1
When scoring less than 20 points	0-2
When scoring 20+ points	8-1
When scoring 30+ points	5-0
When allowing less than 20 points	7-0
When allowing 20+ points	1-3
When allowing 30+ points	1-0
When rushing for <100 yards	1-1
When rushing for 100+ yards	7-2
When rushing for 200+ yards	4-0
When passing for 200+ yards	8-3
When passing for 250+ yards	8-3
When passing for 300+ yards	6-1
When totaling <300 yds total offense	0-0
When gaining 300+ yds total offense	8-3
When allowing <100 yds rushing	5-2
When allowing 100+ yds rushing	3-1
When allowing 200+ yds rushing	0-0
When allowing <200 yds passing	5-1
When allowing 200+ yards passing	3-2
When allowing 250+ yards passing	3-1
When allowing 300+ yards passing	1-1
When allowing <300 yds total offense	4-0
When allowing 300+ yds total offense	4-3
When having a 100-yard rusher	2-1
When opp. has a 100-yard rusher	0-1
When having no turnovers	3-0
When having 1-2 turnovers	5-2
When having 3 or more turnovers	0-1
When having no takeaways	0-1
When having 1-2 takeaways	7-2
When having 3 or more takeaways	1-0
When having more than 30:00 TOP	2-2
When having less than 30:00 TOP	6-1

REBS IN THE POLLS

- Ole Miss ranks No. 15 in the AP poll and No. 16 in the Coaches poll for Week 14.
- The Rebels came in at No. 9 in the latest College Football Playoff rankings, with an update due out Tuesday night.
- Dating back to 2021, Ole Miss has been ranked in the top-25 in 58 of the last 62 poll releases.
- Ole Miss' current ranked streak stands at 30 consecutive appearances since the beginning of 2023, the longest since being ranked 41 in a row from 2014-16 ... Head coach **Lane Kiffin** also owns a streak of 29 across 2021-22.
- The SEC boasts eight teams in the top 25, including three within the top-10.

HOT AT HOME

Ole Miss has only lost at Vaught-Hemingway Stadium three times since the beginning of the 2021 season and only six times total in the Lane Kiffin era. That includes only one loss since the start of the 2023 season back on Sept. 28 to Kentucky. In that span, the Rebels have consistently put on a show for the Ole Miss faithful, welcoming in a grand total of 849,749 fans through its turnstiles -- good for a capacity crowd per game average of 65,365.

Ole Miss at Vaught-Hemingway Stadium Since Sept. 2, 2023

Category	OM	Opp.
Wins	12	1
Points (PPG)	560 (43.1)	204 (15.7)
Points off Turnovers	76	7
Total Offense (YPG)	529.2	317.8
Rushing Offense (YPG)	184.8	109.5
Passing Offense (YPG)	344.5	208.3
1st Quarter	178	38
1st Half	289	103
2nd Half	271	101
4th Quarter	116	51

HOME SWEET HOME

Vaught-Hemingway Stadium has been a safe haven for the Rebels historically, owning a 304-116-8 (.720) record all-time in Oxford before vacated wins (282-113-8), and that's been no different in the **Lane Kiffin** era. Ole Miss is 26-3 in its last 29 home games, and since the beginning of Kiffin's tenure in 2020, the Rebels have gone 26-6 overall at Vaught-Hemingway -- which includes a 14-game home winning streak that spanned Nov. 14, 2020 to Oct. 15, 2022. That streak was among the longest home winning streaks nationally when it was snapped by No. 9 Alabama in 2022. It was also the longest winning streak in Oxford since winning 21 straight games from Nov. 1, 1952 to Nov. 7, 1959. Including a tie to LSU in 1960, the Rebels went unbeaten for 34 games over the course of 12 years (1952-64). Under Kiffin, the Rebels have recorded the first two seven-win home seasons in program history in 2021 and 2023.

IT JUST MEANS MORE

Ole Miss has put up impressive numbers on both sides of the ball all season long, but the Rebels have continued to do so within the toughest conference in the nation. The Rebels currently own a total offense average (453.7) more than 40 yards better than any other team, are the only team averaging at least 300 yards passing in SEC play (327.0) and at 36 sacks own eight more than next-best South Carolina (28) despite playing one fewer conference game. In total, the Rebels lead or are tied for the lead in nine conference-only categories and fall within the top-three of two others.

SEC-Only Statistical Categories • 2024 Season

Category	Rank	Value
Total Offense	1st	453.7
Passing Offense	1st	327.0
Passing Efficiency	1st	163.1
Yards/Completion	1st	15.5
Yards/Attempt	1st	10.0
Sacks	1st	36
Net Punting	1st	44.8
FG Made	T-1st	15
Fumbles Recovered	T-1st	7
Scoring Offense	3rd	29.1
Scoring Defense	3rd	18.7

REBELS AMONG THE PFF RANKS

Ole Miss ranks among the best FBS teams nationally per Pro Football Focus, ranking second in the SEC and eighth overall in team rating (92.7). Ole Miss owns the top passing offense in the FBS according to PFF at a 91.9 grade, while also leading the SEC in receiving grade (84.5; FBS No. 4) a overall offensive grade (85.4; FBS No. 12). Defensively, Ole Miss is tied for the top pass rush in the SEC and second-best nationally at a 90.3 grade while also ranking FBS top-10 in run defense (2nd, 94.2) and overall defensive grade (6th, 93.0).

REBS ON TOP

Ole Miss leads the FBS in seven statistical categories and ranks within the top-20 of several more:

FBS Top-20, Offensive Categories

Category	FBS	SEC	Value
Passing Offense	1st	1st	361.8
Pass Efficiency	1st	1st	177.2
Total Offense	2nd	1st	532.6
Yards/Play	2nd	1st	7.43
Yardage Differential	2nd	1st	+2,423
YPG Margin	2nd	1st	+220.3
Net Punting	3rd	1st	43.9
Point Differential	4th	1st	+271
PPG Margin	4th	1st	+24.6
Yards/Completion	4th	1st	15.7
1st Downs	5th	1st	274
Scoring Offense	9th	1st	38.5
Completion Percentage	12th	1st	67.8%

FBS Top-20, Defensive Categories

Category	FBS	SEC	Value
Yards/Rush	1st	1st	2.39
Tackles for Loss	1st	1st	108
TFL Yards	1st	1st	476
Sacks	1st	1st	49
Sack Yards	1st	1st	317
Rushing Defense	2nd	1st	87.5
Rush TD Allowed	T-3rd	1st	6
20yd Runs Allowed	T-3rd	2nd	4
TD Allowed	5th	2nd	16
Scoring Defense	5th	3rd	13.9
Red Zone Defense	6th	2nd	71.4%
Points Allowed	6th	3rd	153
Yards/Play	6th	3rd	4.45
Fumbles Recovered	9th	3rd	10
3rd Down Defense	16th	5th	32.0%
Total Defense	18th	6th	312.4

BIG PLAY POTENTIAL

The Rebels continue to be one of the best teams in the country in explosive plays, currently leading the FBS in 20-yard plays (84) and 30-yard plays (41). The Rebels average 18.8 plays of 10 yards or more per game.

Category	No.	FBS
10+ Yard Plays	207	3rd
20+ Yard Plays	84	1st
30+ Yard Plays	41	1st
40+ Yard Plays	21	T-3rd
50+ Yard Plays	11	T-4th
60+ Yard Plays	8	T-2nd
70+ Yard Plays	2	T-26th

HIGH-FLYING OFFENSE

In the Kiffin era, the Rebel offense ranks as the most prolific in the nation, leading the FBS in yards per game since the beginning of the 2020 season at 504.5 yards per game. In terms of total yards, Ole Miss ranks second in the FBS at 30,272 yards within the Kiffin era. In that same stretch, Ole Miss ranks fifth among all FBS schools in passing (297.2) and sixth in rushing (207.3) -- which makes the Rebels the lone FBS team to rank within the top-10 in both categories.

FBS Total Offense Per Game Since 2020

School	YPG	Games
Ole Miss	504.5	60
Ohio State	482.1	58
North Carolina	476.5	63
North Texas	476.4	60
UCF	472.3	61

FBS Rushing Offense Per Game Since 2020

School	YPG	Games
Air Force	293.1	56
Army	273.2	59
Liberty	232.0	61
UCF	223.4	61
Navy	217.0	56
Ole Miss	207.3	60
North Texas	202.9	60
Tennessee	200.0	60
Northern Illinois	198.0	56
App State	197.7	62

*Min 55 games played

FBS Total Yards Since 2020

School	Yards	Games
Alabama	30,687	66
Ole Miss	30,272	60
Georgia	30,051	65
North Carolina	30,017	63
UCF	28,812	61

FBS Passing Offense Per Game Since 2020

School	YPG	Games
USC	315.4	56
Western Kentucky	308.9	64
Ohio State	298.4	58
Washington	298.1	55
Ole Miss	297.2	60
LSU	296.7	61
SMU	295.3	60
Memphis	293.4	60
Fresno State	290.6	57
Miami (FL)	289.6	59

*Min 55 games played

NFL REBELS

Ole Miss has a big presence in the league again this year. There are currently 32 former Rebels on NFL rosters:

Daijahn Anthony | S | Cincinnati Bengals
 Nick Broeker | OG | Houston Texans
 Mason Brooks | OT | Indianapolis Colts*
 A.J. Brown | WR | Philadelphia Eagles
 Ben Brown | C/OG | New England Patriots
 Chance Campbell | LB | Tennessee Titans^
 Evan Engram | TE | Jacksonville Jaguars
 AJ Finley | S | Los Angeles Chargers
 Malik Heath | WR | Green Bay Packers
 Mike Hilton | CB | Cincinnati Bengals
 Jeremiah Jean-Baptiste | LB | Los Angeles Chargers*
 Cedric Johnson | DE | Cincinnati Bengals
 Benito Jones | DT | Miami Dolphins
 D.J. Jones | DT | Denver Broncos
 Jaylon Jones | CB | Chicago Bears^
 Dawson Knox | TE | Buffalo Bills
 Deane Leonard | CB | Los Angeles Chargers^
 DK Metcalf | WR | Seattle Seahawks
 Jonathan Mingo | WR | Dallas Cowboys
 Elijah Moore | WR | Cleveland Browns
 Royce Newman | OG | Tampa Bay Buccaneers
 Deantre Prince | CB | Jacksonville Jaguars
 Otis Reese | LB | Tennessee Titans
 Mark Robinson | LB | Pittsburgh Steelers
 Tavius Robinson | OLB | Baltimore Ravens
 Braylon Sanders | WR | New England Patriots*
 Laquon Treadwell | WR | Indianapolis Colts*
 Laremy Tunsil | OT | Houston Texans
 Isaac Ukwa | DE | Detroit Lions*
 Dayton Wade | WR | Baltimore Ravens*
 Sam Williams | DE | Dallas Cowboys^
 Kenny Yeboah | TE | New York Jets

* denotes practice squad

^ denotes injured reserve

PRO BOWL REBELS

Since 2002 | *All-Pro selection

2002 Deuce McAllister, RB, New Orleans*
 Tim Bowens, DT, Miami Dolphins
 2003 Deuce McAllister, RB, New Orleans*
 2005 Derrick Burgess, DE, Oakland Raiders
 2006 Derrick Burgess, DE, Oakland Raiders
 2007 Patrick Willis, LB, San Francisco 49ers*
 2008 Eli Manning, QB, New York Giants
 Patrick Willis, LB, San Francisco 49ers
 2009 Patrick Willis, LB, San Francisco 49ers*
 2010 Patrick Willis, LB, San Francisco 49ers*
 2011 Eli Manning, QB, New York Giants
 Mike Wallace, WR, Pittsburgh Steelers
 Patrick Willis, LB, San Francisco 49ers*
 2012 Eli Manning, QB, New York Giants
 Patrick Willis, LB, San Francisco 49ers*
 2013 Greg Hardy, DE, Carolina Panthers*
 Dexter McCluster, KR, Kansas City Chiefs*
 Patrick Willis, LB, San Francisco 49ers
 2015 Eli Manning, QB, New York Giants
 2019 Laremy Tunsil, OL, Houston Texans
 2020 AJ Brown, WR, Tennessee Titans
 Evan Engram, TE, New York Giants
 DK Metcalf, WR, Seattle Seahawks*
 Laremy Tunsil, OL, Houston Texans
 2022 AJ Brown, WR, Philadelphia Eagles*
 Dawson Knox, TE, Buffalo Bills
 Laremy Tunsil, OL, Houston Texans*
 2023 AJ Brown, WR, Philadelphia Eagles*
 Evan Engram, TE, Jacksonville Jaguars
 DK Metcalf, WR, Seattle Seahawks
 Laremy Tunsil, OL, Houston Texans*



SEC TELECONFERENCE

Coach Lane Kiffin will be available on the weekly SEC Teleconference every Wednesday from noon until 12:10 p.m. All times CT.

10:00 a.m.	Brian Kelly, LSU
10:10 a.m.	Kirby Smart, Georgia
10:20 a.m.	Billy Napier, Florida
10:30 a.m.	Brent Venables, Oklahoma
10:40 a.m.	Sam Pittman, Arkansas
10:50 a.m.	Josh Heupel, Tennessee
11:00 a.m.	OPEN
11:10 a.m.	Shane Beamer, South Carolina
11:20 a.m.	Elijah Drinkwitz, Missouri
11:30 a.m.	Kalen DeBoer, Alabama
11:40 a.m.	Mark Stoops, Kentucky
11:50 a.m.	Jeff Lebbby, Mississippi State
Noon	Hugh Freeze, Auburn
12:10 p.m.	Lane Kiffin, Ole Miss
12:20 p.m.	Clark Lea, Vanderbilt
12:30 p.m.	Steve Sarkisian, Texas
12:40 p.m.	Mike Elko, Texas A&M

DON'T BLINK

Ole Miss is once again running a lightning-quick offense in 2024, currently ranking second in the SEC and seventh in the FBS at 23.4 seconds per play. On the season, Ole Miss owns 25 scoring drives under two minutes and 13 under one minute. Included in the latter total are three furiously fast drives under 10 seconds: two against Furman in the season opener -- a 7-second drive that featured **Austin Simmons'** first collegiate pass, a 35-yard touchdown strike to **Cayden Lee**, and a 9-second score on a 61-yard bomb from **Jaxson Dart** to **Tre Harris** -- as well as an eight-second score on a 62-yard strike from Dart to **Jordan Watkins** at Arkansas. In the Kiffin era, Ole Miss is 34-8 when scoring first.

FBS Seconds Per Play, 2024		
Rank	School	Seconds/Play
1.	South Florida	21.2
2.	East Carolina	21.9
3.	North Texas	22.2
4.	Utah State	22.4
5.	Pitt	22.6
6.	Mississippi State	23.2
7.	Ole Miss	23.4
	Jacksonville State	23.4
	Texas Tech	23.4
10.	San Jose State	23.6

Ole Miss Fastest Scoring Drives, 2024			
Opp.	Time	Pl.-Yds	Result
Furman	0:07	1-35	35yd TD (Simmons-Lee)
Arkansas	0:08	1-62	62yd TD (Dart-Watkins)
Furman	0:09	1-61	61yd TD (Dart-Harris)
GA So.	0:31	2-75	35yd TD (Dart-Wells)
Wake	0:34	2-75	75yd TD (Dart-Watkins)
GA So.	0:35	2-76	70yd TD (Dart-Harris)
Furman	0:36	2-90	61yd TD (Dart-Wells)
Arkansas	0:37	2-68	66yd TD (Dart-Watkins)
GA So.	0:44	3-75	36yd TD (Dart-Harris)
Arkansas	0:46	2-64	62yd TD (Dart-Watkins)
MTSU	0:53	4-55	11yd TD (Parrish rush)
Furman	0:54	2-81	46yd TD (Dart-Prieskorn)
Wake	0:59	3-44	31yd TD (Dart-Wells)

RACKING UP THE YARDS

Lane Kiffin's dynamic Ole Miss offenses have single-handedly dismantled the Rebel record books, recording three of the top-five and four of the top-10 offensive seasons in school history. Kiffin owns 27 games during his Ole Miss tenure with at least 600 yards of total offense, as opposed to just 16 times total from the beginning of the Ole Miss football program in 1893 until Kiffin's arrival in 2020. At the 700-yard plateau, Kiffin's Rebels own five of the seven total 700-yard games in Ole Miss history, as well as seven of the top-nine performances all-time.

Single-Game Total Offense, Ole Miss History

Date	Opponent	Total	Rush	Pass
10-06-2018	ULM	826	309	517
08-31-2024	Furman	772	243	529*
11-16-2013	Troy	751	382	369
11-14-2020	South Carolina	708	195	513
09-18-2021	Tulane	707	372	335
09-30-2023	LSU	706	317	389
11-19-2022	at Arkansas	703	463	240
11-02-2024	at Arkansas	694	132	562*
09-02-2023	Mercer	667	143	524*

* School record

#2 IN YOUR PROGRAM...

Senior QB **Jaxson Dart** will step onto the field at Vaught-Hemingway for the final time this Friday against Mississippi State, and regardless of the outcome will leave as one of the best quarterbacks to have ever set foot on it. Dart is already Ole Miss' career leader in wins (26; min. 14 wins) and winning percentage (.722; min. 25 starts) by a starting QB, total offense (11,448), rushing yards by a QB (1,378) and 300-yard passing games (14) -- and he has a chance to add Eli Manning's career passing record this Friday as well, sitting at 10,070 to Manning's 10,119. But Dart has been especially productive in front of the Rebel faithful, owning an exceptional 17-3 home record with 5,307 yards and 40 touchdowns passing.

Jaxson Dart Career Passing at Vaught-Hemingway Stadium

Year	W-L	C-A (%)	Yards	TD	INT	Eff.
2022	5-2*	113-183 (61.7%)	1,295	11	3	137.7
2023	7-0	137-197 (69.5%)	2,064	16	1	183.3
2024	5-1	122-164 (74.4%)	1,948	13	2	197.9
Total	17-3*	372-544 (68.4%)	5,307	40	6	172.4

* 4-2 as a starter in 2022, 16-3 overall; did not start vs. Central Arkansas in 2022

Jaxson Dart Career Total Offense at Vaught-Hemingway Stadium

Year	Total	Pass	Rush	TD Resp.
2022	1,642	1,295	347	11
2023	2,298	2,064	234	20
2024	2,099	1,948	151	15
Total	6,039	5,307	732	46

DEGREES IN HAND

Earning a degree from the University of Mississippi is one of the top priorities for Ole Miss student-athletes. A total of 28 current Rebels have already accomplished that goal with eligibility remaining this fall.

- Eli Acker, OL - General Business
- Ulysses Bentley IV, RB - Multi-Disciplinary Studies
- Julius Buelow, OL - Education/Communities/Org. (Wash.)
- Khari Coleman, LB - Multi-Disciplinary Studies
- Caden Davis, K - Supply Chain Management (Texas A&M)
- Micah Davis, WR - Interdisciplinary Studies (Utah State)
- Tre Harris, WR - General Business
- Chris Hardie, DL - Integrated Studies (Jacksonville State)
- Salathiel Hemphill, TE - General Business
- Jeremy James, OL - General Business
- Matt Jones, RB - General Business
- Nate Kalepo, OL - Comparative History of Ideas (Wash.)
- Torian Kelly, CB - Exercise Science
- Fraser Masin, P - Multi-Disciplinary Studies
- Reece McIntyre, OL - Multi-Disciplinary Studies
- Richard O'Bryant, CB - Pharmaceutical Sciences
- JJ Pegues, DT - Pharmaceutical Sciences
- Micah Pettus, OL - General Business
- Devin Price, WR - Business Entrepreneurship (TAMU)
- Caden Prieskorn, TE - Multi-Disciplinary Studies
- John Saunders Jr., S - Multi-Disciplinary Studies
- Ali Scott, RB - Multi-Disciplinary Studies
- Gerquan Scott, OL - Liberal Studies (Southern Miss)
- Jordan Smart, WR - Applied Arts & Sciences (N. Texas)
- Brandon Turnage, CB - Communication (Tennessee)
- Caleb Warren, OL - General Business
- Trey Washington, S - Integrated Marketing Comm.
- Antwane Wells Jr., WR - Services Mgmt. (S. Carolina)

PASSING RECORD WITHIN RANGE

Friday could be a memorable day not just for QB **Jaxson Dart**, but for the history of Ole Miss football. Dart stands to surpass Eli Manning as the all-time career leader in passing yards by a Rebel, sitting just 49 yards shy at 10,070 to Manning's 10,119 -- and would do so on Senior Day and in one of the longest running rivalry games in the nation. Breaking Manning's record would also elevate him into the SEC's all-time top-10, as he currently stands as only the 11th conference QB to ever throw for 10,000 yards.

Career Passing Yards, SEC History

Rk	Name, School, Years	Yards
1.	Aaron Murray, Georgia, 2010-13	13,166
2.	Will Rogers, Mississippi St., 2020-23	12,315
3.	Drew Lock, Missouri, 2015-18	12,193
4.	David Greene, Georgia, 2001-04	11,528
5.	Chris Leak, Florida, 2003-06	11,213
6.	Peyton Manning, Tennessee, 1994-97	11,201
7.	Eric Zeier, Georgia, 1991-94	11,153
8.	Danny Wuerffel, Florida, 1993-96	10,875
9.	Jared Lorenzen, Kentucky, 2000-03	10,354
10.	Eli Manning, Ole Miss, 2000-03	10,119
11.	Jaxson Dart, Ole Miss, 2022-Pres.	10,070

TOTAL OFFENSE KING

Jaxson Dart took control of Ole Miss' total offense record against Arkansas on Nov. 2, and is now close to becoming one of the five best quarterbacks in SEC history in terms of total offense. Dart sits at sixth in conference history at 11,448 yards of total offense, and a performance of 449 yards on Friday -- in the Egg Bowl, no less -- would vault Dart past Mississippi State great Dak Prescott (11,897) for fifth all-time.

Career Total Offense, SEC History

Rk	Name, School, Years	Total	Rush	Pass
1.	Aaron Murray, Georgia, 2010-13	13,562	396	13,166
2.	Drew Lock, Missouri, 2015-18	12,630	437	12,193
3.	Tim Tebow, Florida, 2006-09	12,232	2,947	9,285
4.	Will Rogers, Mississippi St., 2020-23	11,999	-316	12,315
5.	Dak Prescott, Mississippi St., 2012-15	11,897	2,521	9,376
6.	Jaxson Dart, Ole Miss, 2022-Pres.	11,448	1,378	10,070
7.	Chris Leak, Florida, 2003-06	11,350	137	11,213
8.	David Greene, Georgia, 2001-04	11,270	-258	11,528
9.	Kellen Mond, Texas A&M, 2017-20	11,269	1,608	9,661
10.	Peyton Manning, Tennessee, 1994-97	11,020	-181	11,201

LEGENDARY STATUS

Senior QB **Jaxson Dart** has etched his name all over Ole Miss' record book in three highly successful seasons leading the Rebel offensive attack, but against Arkansas he also became the winningest quarterback of Ole Miss' modern era. At 26-10 (.722) now as a starter at Ole Miss, Dart owns both the most wins (min. 14 wins) and the best winning percentage (min. 25 starts) by any Rebel QB. For this scenario, Ole Miss' modern era is considered since the first career start by Archie Manning on Sept. 21, 1968 at Memphis. Verifying games started prior to Manning's 1968 season is inconsistent via available records, as well as considering that underclassmen rarely started and the quarterback was less of a permanent position in John Vaught's offensive scheme. One unverified source has College Football Hall of Famer Jake Gibbs at 23-3-1 as the starter of Ole Miss' powerhouse teams from 1958-60, while several other QBs during the highly successful 1950s would have potentially high (but unlikely) win totals as well.

Ole Miss Starting Quarterback Wins, Since 1968 (Min. 20 Wins)

Name, Years	Record	Win %
Jaxson Dart, 2022-Pres.	26-10	.722
Bo Wallace, 2012-14	24-15	.615
Eli Manning, 2000-03	24-13	.649
Romaro Miller, 1997-2000	22-14	.611
Archie Manning, 1968-70	21-9-1	.694
Jevan Snead, 2008-09	18-8	.692

Other Notable Quarterbacks (1950s & '60s)

Name, Years	Best Possible Record
Jim Lear, 1950-52	19-9-3
Eagle Day, 1953-55	26-5-1
Jake Gibbs, 1958-60	23-3-1
Glynn Griffing, 1960-62	29-2-1

* Special thanks to Langston Rogers, Jeff Roberson and Ole Miss athletics communications student Marla Hayes

INDIVIDUAL RECORDS • CAREER

WINS BY STARTING QB (Since 1968; Min. 14 Wins)

Player, Years	Record
1. Jaxson Dart, 2022-Pres.	26-10 (.722)
2. Eli Manning, 2000-03	24-13 (.649)
Bo Wallace, 2012-14	24-15 (.615)

WIN% BY STARTING QB (Since 1968; Min. 25 Starts)

Player, Years	Record
1. Jaxson Dart, 2022-Pres.	26-10 (.722)
2. Archie Manning, 1968-70	21-9-1 (.694)
3. Jevan Snead, 2008-09	18-8 (.692)
4. Eli Manning, 2000-03	24-13 (.649)
5. Matt Corral, 2018-21	17-10 (.630)

PASSING YARDS

Player, Years	Yards
1. Eli Manning, 2000-03	10,119
2. Jaxson Dart, 2022-Pres.	10,070
3. Bo Wallace, 2012-14	9,534

PASSING TOUCHDOWNS

Player, Years	TD
1. Eli Manning, 2000-03	81
2. Jaxson Dart, 2022-Pres.	67
3. Bo Wallace, 2012-14	62

PASSING COMPLETIONS

Player, Years	Comp.
1. Eli Manning, 2000-03	829
2. Bo Wallace, 2012-14	747
3. Jaxson Dart, 2022-Pres.	694

PASSING ATTEMPTS

Player, Years	Att.
1. Eli Manning, 2000-03	1,363
2. Bo Wallace, 2012-14	1,186
3. Jaxson Dart, 2022-Pres.	1,059

COMPLETION PERCENTAGE (Min. 500 att.)

Player, Years	%
1. Matt Corral, 2018-21	67.3
2. Jaxson Dart, 2022-Pres.	65.5
3. Jordan Ta'amu, 2017-18	64.5

PASSING EFFICIENCY (Min. 500 att.)

Player, Years	Eff.
1. Jaxson Dart, 2022-Pres.	162.1
2. Matt Corral, 2018-21	159.2
3. Jordan Ta'amu, 2017-18	156.8

YARDS PER ATTEMPT (Min. 500 att.)

Player, Years	YPA
1. Jaxson Dart, 2022-Pres.	9.5
Jordan Ta'amu, 2017-18	9.5
3. Matt Corral, 2018-21	9.1

YARDS PER COMPLETION (Min. 500 att.)

Player, Years	YPC
1. Jordan Ta'amu, 2017-18	14.7
2. Jaxson Dart, 2022-Pres.	14.5
3. Jevan Snead, 2008-09	14.4

RUSHING YARDS BY QB

Player, Years	Yards
1. Jaxson Dart, 2022-Pres.	1,378
2. Matt Corral, 2018-21	1,338



INDIVIDUAL RECORDS • CAREER

CONSECUTIVE PASSES WITHOUT AN INTERCEPTION

Player, Year(s).....	Pass Att.
1. Matt Corral, 2020-21	234
2. Stewart Patridge, 1997	200
3. Jordan Ta'amu, 2018.....	190
4. Jaxson Dart, 2023-2024	177*
5. Eli Manning, 2001	168
* Not active as of Sept. 14	

300-YARD PASSING GAMES

Player, Years.....	No.
1. Jaxson Dart, 2022-Pres.....	14
2. Jordan Ta'amu, 2017-18.....	12
Chad Kelly, 2015-16	12

400-YARD PASSING GAMES

Player, Years.....	No.
1. Jordan Ta'amu, 2017-18.....	4
2. Jaxson Dart, 2022-Pres.....	3

FEWEST INTERCEPTIONS (Min. 700 att.)

Player, Years.....	INT
1. Chad Kelly, 2015-16	21
2. Jaxson Dart, 2022-Pres.....	22
3. Matt Corral, 2018-21	23
4. Romaro Miller, 1997-2000.....	31
5. Mark Young, 1985-88	32
6. Eli Manning, 2000-03.....	35
7. John Fourcade, 1978-81.....	38
8. Archie Manning, 1968-70	40
9. Bo Wallace, 2012-14.....	41
Kent Austin, 1981-85.....	41

TOTAL OFFENSE

Player, Pos., Years	Yards
1. Jaxson Dart, QB, 2022-Pres.	11,448
2. Bo Wallace, QB, 2012-14	10,478
3. Eli Manning, QB, 2000-03.....	9,984

TOUCHDOWNS RESPONSIBLE FOR

Player, Pos., Years	TD
1. Eli Manning, QB, 2000-03.....	86
2. Bo Wallace, QB, 2012-14	82
3. Jaxson Dart, QB, 2022-Pres.	79

TOTAL AVERAGE PER PLAY (Min. 400 plays)

Player, Pos., Years	Avg.
1. Jaxson Dart, QB, 2022-Pres.	8.15
2. Jordan Ta'amu, QB, 2017-18.....	7.99
3. Chad Kelly, QB, 2015-16	7.84

TOTAL PLAYS

Player, Pos., Years	Plays
1. Bo Wallace, QB, 2012-14	1,581
2. Eli Manning, QB, 2000-03.....	1,491
3. Jaxson Dart, QB, 2022-Pres.	1,405

RUSHING YARDS

Player, Pos., Years	Yards
16. Snoop Conner, RB, 2019-21	1,580
17. Bufford McGee, RB, 1979-83.....	1,557
18. Arthur Humphrey, FB, 1981-84.....	1,536
19. Henry Parrish Jr., RB, 2020-21; '24....	1,494
20. Andre Thomas, TB, 1979-82	1,482

LEAVING A MARK

Dart is also within striking distance of several other career and season marks all-time at Ole Miss:

Career Category	Dart	Record/Previous Record (Name, Years)
Starting QB Wins (Modern Era; Min. 14 Wins)	26 (1st)	24 (Bo Wallace, 2012-14; Eli Manning, 2000-03)
Starting QB Win% (Modern Era; Min. 25 Starts)	.722 (1st)	.694 (Archie Manning, 1968-70)
Total Offense	11,448 (1st)	10,478 (Bo Wallace, 2012-14)
300yd Passing Games	14 (1st)	12 (Jordan Ta'amu, 2017-18)
Passing Efficiency	162.1 (1st)	159.2 (Matt Corral, 2018-21)
Total Offense Per Play	8.15 (1st)	7.99 (Jordan Ta'amu, 2017-18)
Rush Yards by QB	1,378 (1st)	1,338 (Matt Corral, 2018-21)
Yards/Attempt	9.5 (T-1st)	9.5 (Jordan Ta'amu, 2017-18)
Passing Yards	10,070 (2nd)	10,119 (Eli Manning, 2000-03)
Passing TD	67 (2nd)	81 (Eli Manning, 2000-03)
Completion Percentage	65.5 (2nd)	67.3 (Matt Corral, 2018-21)
Yards/Completion	14.5 (2nd)	14.7 (Jordan Ta'amu, 2017-18)
400yd Passing Games	3 (2nd)	4 (Jordan Ta'amu, 2017-18)
Fewest INT (min. 700 att.)	22 (2nd)	15 (Chad Kelly, 2015-16)
Pass Completions	694 (3rd)	829 (Eli Manning, 2000-03)
Pass Attempts	1,059 (3rd)	1,363 (Eli Manning, 2000-03)
Total TD Responsible	79 (3rd)	86 (Eli Manning, 2000-03)
Total Plays	1,405 (3rd)	1,581 (Bo Wallace, 2012-14)
Consecutive Passes w/o INT*	177 (4th)	234 (Matt Corral, 2020-21)

* Not active as of Sept. 14

Season Category	Dart '24	Record (Name, Year)
Total Offense Per Play (min. 200 plays)	9.38 (1st)	8.77 (Matt Corral, 2020)
Passing Efficiency (min. 250 att.)	181.6 (1st)	177.6 (Matt Corral, 2020)
Yards/Completion (min. 250 att.)	15.9 (1st)	15.0 (Jevan Snead, 2008)
Yards/Attempt (min. 250 att.)	11.0 (1st)	10.2 (Matt Corral, 2020)
400yd Passing Games	2 (T-2nd)	3 (Jordan Ta'amu, 2018)
Completion Percentage (min. 250 att.)	69.3 (2nd)	70.9 (Matt Corral, 2020)
Total Offense	4,107 (3rd)	4,542 (Chad Kelly, 2015)
Passing Yards	3,732 (3rd)	4,042 (Chad Kelly, 2015)
300yd Passing Games	7 (T-3rd)	9 (Jordan Ta'amu, 2018)
Passing TD	24 (6th)	31 (Chad Kelly, 2015; Eli Manning, 2001)

MARK YOUR CALENDAR

Jaxson Dart's play on the field -- and excellence in the classroom and in the community -- have made him a popular guy this awards season. Dart currently is a semifinalist for the Maxwell, Walter Camp and Davey O'Brien awards, while making the finalist cut for both the NFF William V. Campbell Trophy and the Johnny Unitas Golden Arm Award. For the Campbell Trophy -- also known as the "Academic Heisman" -- Dart is one of 16 finalists for the prestigious honor thanks to his 3.71 GPA as a general business major, as well as his numerous community service events in and out of Oxford.

Jaxson Dart • Semifinal and Final Awards Lists

Award	Description	Status
Campbell Trophy	Premiere scholar-athlete award; "Academic Heisman"	Finalist
Unitas Golden Arm Award	Top senior/upperclassman graduating QB	Finalist
Maxwell Award	Collegiate Player of the Year	Semifinalist
Walter Camp Award	Player of the Year	Semifinalist
Davey O'Brien Award	Best QB	Semifinalist

LEAD THE WAY

Senior QB **Jaxson Dart** stands among the more decorated signal-callers nationwide in 2024. Dart is one of four active FBS quarterbacks with 12,000 career yards of total offense, the lone QB in the SEC and the only one with 11,000 passing yards at 1,400 rushing yards. Dart owns a career line of 811-of-1,248 (65 percent) for 11,423 yards, 76 TD and a career rushing line of 1,421 yards and 14 scores on 368 carries. In a Rebel uniform since 2022, Dart has gone 694-of-1,059 for 10,070 yards and 67 touchdowns, while racking up 1,378 yards and 12 touchdowns rushing on 346 attempts.

FBS Active QBs • 12,000 Yards Total Offense, Career

Name, School	Gms	Pass	Rush	Total
Dillon Gabriel, Oregon	61	17,931	1,215	19,146
Seth Henigan, Memphis	48	13,754	827	14,581
Will Rogers, Washington	54	14,773	-395	14,378
Jaxson Dart, Ole Miss	43	11,423	1,421	12,844

ABOVE PACE

Jaxson Dart stands in rare company in the history of college football, owning more passing yards (3,732) through 11 games than eight of the last 10 Heisman-winning quarterbacks, as well as 17 of the last 19 and 25 of the last 30 in available game-by-game splits since Steve Spurrier's win in 1966. Dart has equally impressive numbers in total offense (4,107) as well, with more than 10 of the last 15 and 23 of the last 30 Heisman winners. In order through 11 games, Dart's 2024 season totals would rank him sixth among those Heisman winners in passing and eighth in total offense.

Heisman Winning QBs Through 11 Games • Passing Yards (Since 1966)

Name, School	Year	Passing Yards
Ty Detmer, BYU	1990	4,869
Andre Ware, Houston	1989	4,699 (full season)
Joe Burrow, LSU	2019	4,014
Baker Mayfield, Oklahoma	2017	3,816
Chris Weinke, Florida State	2000	3,814
Jaxson Dart, Ole Miss	2024	3,732

Heisman Winning QBs Through 11 Games • Total Offense (Since 1966)

Name, School	Year	Pass	Rush	Total
Ty Detmer, BYU	1990	4,869	-172	4,697
Andre Ware, Houston	1989	4,699	-38	4,661 (full season)
Jayden Daniels, LSU	2023	3,577	1,014	4,591
Lamar Jackson, Louisville	2016	3,109	1,367	4,476
Robert Griffin III, Baylor	2011	3,678	612	4,290
Joe Burrow, LSU	2019	4,014	239	4,253
Johnny Manziel, Texas A&M	2012	3,047	1,114	4,161
Jaxson Dart, Ole Miss	2024	3,732	375	4,107

THROWIN' DARTS

Senior QB **Jaxson Dart** ranks among the top signal-callers in college football this season, currently leading the FBS in three categories while leading the SEC and residing within the FBS top-15 in five others. Dart leads the nation in total offense (373.4 ypg), passing efficiency (181.6) and yards per attempt (11.0), and on the year he owns a passing line of 235-of-339 (69.3 percent) for 3,732 yards, 24 touchdowns and six interceptions.

Category	Value	FBS	SEC
Total Offense (YPG)	373.4	1st	1st
Passing Efficiency	181.6	1st	1st
Yards/Attempt	11.0	1st	1st
Yards/Completion	15.9	2nd	1st
Passing Yards	3,732	3rd	1st
Passing Offense (YPG)	339.3	3rd	1st
Completion Percentage	69.3	9th	1st
Passing TD	24	11th	1st

STOCK RISING

Jaxson Dart ranks among the top-rated FBS quarterbacks not just in total offense (3,732), but also in several categories by Pro Football Focus. Dart currently leads all FBS QBs in offensive grade (92.0), passing grade (92.0) and percentage of Big Time Throws (6.9 percent) -- the percent of his passes thrown with excellent ball location and timing, generally further downfield and into a tight window.

2024 FBS Total Offense Rankings

Name, School	Yards*	YPG	Pass	Rush	Total TD
Jaxson Dart, Ole Miss	4,107	373.4	3,732	375	27
Cam Ward, Miami (FL)	3,951	359.2	3,774	177	39
Kyle McCord, Syracuse	3,902	354.7	3,946	-44	30
Chandler Morris, North Texas	3,819	347.2	3,594	225	34
John Mateer, Washington State	3,727	338.8	2,957	770	42

2024 PFF Passer Ratings (Min. 281 Dropbacks)

Name, School	Off. Grade	Pass Grade	BTT%*	NFL Pass Rating
Jaxson Dart, Ole Miss	92.0 (1st)	92.0 (1st)	6.9% (1st)	121.6 (2nd)
Kurtis Rourke, Indiana	90.7 (5th)	91.5 (2nd)	5.5% (9th)	121.1 (3rd)
Cam Ward, Miami (FL)	91.8 (2nd)	90.6 (3rd)	6.0% (5th)	118.6 (4th)
Shedeur Sanders, Colorado	90.9 (T-3rd)	90.5 (4th)	4.9% (T-20th)	114.7 (6th)
Tyler Shough, Louisville	89.7 (8th)	89.4 (5th)	5.4% (T-10th)	102.4 (20th)

* **BTT** = Big Time Throws, a pass with excellent ball location and timing, generally thrown further down the field and/or into a tighter window

INDIVIDUAL RECORDS • CAREER

RECEPTIONS

Player, Pos., Years	Rec.
13. Cory Peterson, WR, 1996-99	135
14. Jordan Watkins, WR, 2022-Pres.	130
Dexter McCluster, RB-FL, 2006-09	130
16. Floyd Franks, SE, 1968-70	127
17. Willie Green, SE, 1986-89	126
18. DaMarkus Lodge, WR, 2015-18	122
19. Michael Harmon, SE, 1979-82	119
20. J.R. Ambrose, FL, 1984-87	118
21. Tre Harris, WR, 2023-Pres.	114
Dontario Drummond, WR, 2019-21	114

RECEIVING YARDS

Player, Pos., Years	Yards
9. Grant Heard, WR, 1996-2000	2,029
10. Tre Harris, WR, 2023-Pres.	2,015

RECEIVING TOUCHDOWNS

Player, Pos., Years	TD
6. Grant Heard, WR, 1996-2000	16
Elijah Moore, WR, 2018-20	16
8. Tre Harris, WR, 2023-Pres.	15
3 others	

100-YARD RECEIVING GAMES

Player, Years	Games
1. A.J. Brown, 2016-18	12
2. Elijah Moore, 2018-20	11
Chris Collins, 2000-03	11
4. Tre Harris, 2023-Pres.	10
5. Donte Moncrief, 2011-13	9
Laquon Treadwell, 2013-15	9
7. Evan Engram, 2013-16	7
8. Shay Hodge, 2006-09	6
Mike Wallace, 2005-08	6
10. Jordan Watkins, 2022-Pres.	5
2 others	

200-YARD RECEIVING GAMES

Player, Years	Games
1. Elijah Moore, 2018-20	3
2. Tre Harris, 2023-Pres.	2
A.J. Brown, 2016-18	2
3. Jordan Watkins, 2022-Pres.	1
3 others	

RECEPTIONS (TIGHT ENDS)

Player, Years	Rec.
6. Butch Veazey, 1971-73	58
7. Allen Brown, 1962-64	51
8. Caden Prieskorn, 2023-Pres.	50

RECEIVING YARDS (TIGHT ENDS)

Player, Years	Yards
3. Curtis Weathers, 1974, '76-77	835
4. Rufus French, 1996-98	814
5. Caden Prieskorn, 2023-Pres.	771
6. Barney Poole, 1947-48	766

RECEIVING TOUCHDOWNS (TIGHT ENDS)

Player, Years	TD
5. Larry Grantham, 1957-59	8
6. Don Williams, 1955-57	7
7. Caden Prieskorn, 2023-Pres.	6
3 others	



INDIVIDUAL RECORDS • CAREER

SACKS (Since 1983)

Player, Years.....	Sacks
6. Kelvin Pritchett, DT, 1988-90.....	18.0
7. Derrick Burgess, DE, 2000.....	17.5
8. Cassius Ware, LB, 1992-93.....	17.0
9. Jared Ivey, DE, 2022-Pres.....	16.0
10. Dewayne Dotson, LB, 1992-93.....	15.0
11. Suntarine Perkins, DE, 2023-Pres.	14.0
12. C.J. Johnson, DE-LB, 2011-15.....	13.5

STARTS

Player, Pos., Years	Starts
1. Jeremy James, OL, 2019-Pres.....	50
2. Marcus Tillman, DL, 2006-09.....	49
3. Tre' Stallings, OL, 2002-05.....	48

POINTS SCORED

Player, Pos., Years	Points
6. Bryson Rose, K, 2009-12.....	243
7. Caden Davis, K, 2023-Pres.....	211

POINTS KICKING

Player, Years.....	Points
5. Bryson Rose, 2009-12.....	243
6. Caden Davis, 2023-Pres.	211

FIELD GOALS MADE

Player, Years.....	FGM
4. Bryson Rose, 2009-12.....	43
5. Luke Logan, 2017-20.....	41
Brian Lee, 1989-92.....	41
7. Caden Davis, 2023-Pres.	39

PATs MADE

Player, Years.....	PAT
5. Bryson Rose, 2009-12.....	114
6. Caden Davis, 2023-Pres.	94

PATs ATTEMPTED

Player, Years.....	PAT
5. Bryson Rose, 2009-12.....	116
6. Bryan Owen, 1985-88.....	98
7. Caden Davis, 2023-Pres.	96

PUNTING

Player, Pos., Years	Avg.
6. Jim Miller, P, 1976-79.....	43.4
7. Fraser Masin, P, 2022-Pres.	43.3
8. Frank Lambert, P, 1962-64.....	43.0
Charlie Conerly, HB, 1946-47.....	43.0

GO LONG!

QB **Jaxson Dart** currently owns a substantial lead among all FBS quarterbacks in yards on attempts of at least 20 yards downfield (per PFF). At that distance, Dart owns a line of 31-of-73 (42.5 percent) for 1,305 yards and 14 touchdowns. That constitutes 35 percent of his 3,732 passing yards, as well as 63.6 percent of his 24 passing touchdowns. Against Arkansas alone, Dart was 10-of-13 for 311 yards and four touchdowns on attempts further than 10 yards down field. Dart ranks seventh nationally in completions of at least 10 yards with 131 and leads the FBS in completions of 20 yards (65), 30 yards (34), 40 yards (17), 50 yards (10) and 60 yards (8).

PFF Passing Stats, Attempts Beyond 20 Yards • 2024 Season (Min 37 Attempts)

Name, School	C-A	%	Yards	TD	YPA
Jaxson Dart, Ole Miss	31-73	42.5	1,305	14	17.9
DeShawn Purdie, Charlotte	25-47	53.2	983	6	20.9
Joey Aguilar, App State	26-72	36.1	970	9	13.5
Cam Ward, Miami (FL)	28-63	44.4	967	12	15.3
Shedeur Sanders, Colorado	27-60	45.0	963	12	16.1

FBS Completions of 20 Yards or Further • 2024 Season

Name, School	20+ *	30+	40+	50+	60+	70+
Jaxson Dart, Ole Miss	65 (1st)	34 (1st)	17 (1st)	10 (1st)	8 (1st)	2 (T6th)
Cam Ward, Miami (FL)	64 (2nd)	22 (T6th)	12 (T6th)	7 (T2nd)	5 (T2nd)	3 (T2nd)
Kyle McCord, Syracuse	55 (3rd)	21 (T9th)	7 (T48th)	3 (T59th)	1 (T72nd)	--
Carson Beck, Georgia	52 (4th)	24 (T3rd)	8 (T26th)	3 (T59th)	1 (T72nd)	--

VIDEO GAME NUMBERS FOR DART

QB **Jaxson Dart** put together a historic outing against Arkansas, breaking or tying school records in total offense (562), passing yards (515) and passing touchdowns (6). In SEC history, Dart's sizzling day against the Razorbacks ranks as the fourth-best in terms of total offense, as well as the sixth-best passing performance in an SEC game. This was the 13th game in SEC history with 500 passing yards by one QB, making Dart one of two alongside Missouri's Drew Lock to notch 500 yards and six touchdowns, and the only one to ever do so against a power conference opponent.

Single-Game Total Offense, SEC History (vs. All Opponents)

Name, School	Year	Opponent	Total	Rush	Pass
Jayden Daniels, LSU	2023	Florida	606	234	372
K.J. Costello, Mississippi St.	2020	LSU	585	-38	623
Johnny Manziel, Texas A&M	2012	LA Tech	576	181	395
Jaxson Dart, Ole Miss	2024	Arkansas	562	47	515
Johnny Manziel, Texas A&M	2013	Alabama	557	104	453

Single-Game Passing, SEC History (vs. SEC Opponents Only)

Name, School	Year	Opponent	Yards	Comp.	Att.	TD	INT
K.J. Costello, Mississippi St.	2020	LSU	623	36	60	5	2
Bryce Young, Alabama	2021	Arkansas	559	31	40	5	0
Jared Lorenzen, Kentucky	2000	Georgia	528	39	58	2	2
Rohan Davey, LSU	2001	Alabama	528	35	44	2	1
Peyton Manning, Tennessee	1997	Kentucky	523	25	35	5	0
Jaxson Dart, Ole Miss	2024	Arkansas	515	25	31	6	0

ELITE DEFENSE

Under **Lane Kiffin**, the explosive Rebel offensive units have received a lot of attention, but the 2024 Ole Miss defense not only ranks as among the most stifling in the FBS this season, but is on pace to become one of the best in recent program history. The Rebels lead the FBS in five defensive categories -- tackles for loss (108), TFL yards (476), sacks (49), sack yards (317) and yards per rush allowed (2.39) -- while leading the SEC in rushing defense (87.5 ypg; FBS No. 2) and rushing touchdowns allowed (6; FBS No. 3). Ole Miss has already shattered the team school record in sacks, and stand just three TFL away from the 2008 record of 111. Right now, the Rebels' SEC-leading 87.5 rushing yards allowed per game would rank eighth in Ole Miss history and would be the best since 2008 -- the last Rebel defense to hold opponents below the century mark for an entire season at 85.5 yards per game.

Team Sacks, Ole Miss Single-Season History*

Year(s)	Sacks
2024	49
1992, 2021	39
1999, 2008, 2012	38
2022, 2023	35

* In available records

Team TFL, Ole Miss Single-Season History*

Year(s)	TFL
2008	111
2024	108
2003	106
2015	105

* In available records

HIDE YOUR QB

The Rebels have notched at least four sacks in seven of their 11 games this season, with an additional five games with at least five, three with at least six and the most sacks in back-to-back games in recorded Ole Miss history after bruising Oklahoma for nine and then Arkansas for eight. Ole Miss dominated the line of scrimmage against Oklahoma, racking up nine sacks for 50 yards and 15 TFL for 79 yards. Those nine sacks tie for the most ever yielded by an Oklahoma offense, and are tied for the third-most in Ole Miss history behind 10 in 1996 against Vanderbilt and an 11-sack effort against Mississippi State in 2008. The 15 TFL, meanwhile, were Ole Miss' most against an SEC opponent since charting 17 against Mississippi State in 2000. In terms of yards lost, both the 79 total yards lost are the most since 120 against Mississippi State in 2008, while the 50 lost via sack are the most since 54 against State in 2022. Ole Miss followed that up with a five-sack effort in a historic 28-10 upset over No. 2 Georgia, the most yielded by a Bulldog team in the regular season since 2013. More than half of Ole Miss' season total of 476 forced yards lost have come via the QB sack (317).

CAUSING MAYHEM

The Ole Miss defense currently leads the FBS in tackles for loss (108) and total forced yards lost at 476 -- averaging 9.8 TFL for 43.3 yards lost per game this season. The Rebels have six games with double-digit TFL this season, the most in available game-by-game data since at least 1997. Of those six double-digit efforts, four have featured at least 13 TFL (Furman, 16; Oklahoma, 15; Georgia Southern, 13; Arkansas, 13), and three have featured at least 50 yards of loss (Oklahoma, 79; Furman, 62; Kentucky, 55; Arkansas, 54). The 16 TFL against Furman are the most by a Rebel defense since notching 17 against Mississippi State in 2000. In the Kiffin era, Ole Miss has recorded multiple sacks in 44 games, at least 5.0 tackles for loss in 42 games, and at least 4.0 sacks in 25 games. Ole Miss is 31-11 in games under Kiffin with at least 5.0 tackles for loss, and in games with at least 4.0 sacks the Rebels are 16-4.

FEARSOME FRONT

The Ole Miss defensive line entered 2024 with a considerable amount of hype, and per PFF grades the Rebels have lived up to that pressure brilliantly. Among both edge and interior linemen, Ole Miss owns three of the top-15 overall rating in DE **Princely Umanmielen** (3rd, 90.7), DE **Jared Ivey** (7th, 89.6) and DT **Walter Nolen** (15th, 85.8). In run defense, Nolen -- a semifinalist for the Walter Camp, Bednarik and Outland -- ranks as the top interior lineman in the SEC and the second-best in the FBS overall at a 91.0 grade. Combined, Ole Miss' five main starters on the line -- Ivey, Nolen, Pegues, DE **Suntarine Perkins** and Umanmielen -- have tallied up 198 tackles, 59.0 TFL for 304 yards, 36.0 sacks for 236 yards and 25 QB hurries. That accounts for 54.6 percent of all Rebel TFLs and 73.5 percent of all Rebel sacks this season. Perkins (10.5), Umanmielen (10.5) and Ivey (7.0) own more combined (28.0) than nine entire SEC schools this season and would rank eighth as their own team.

Ole Miss Main Starting Defensive Line, 2024 Season

Name, Pos.	GP-GS	TT	TFL-Yds	Sacks-Yds	QBH
Suntarine Perkins, DE	11-6	57	14.0-70	10.5-63	8
Walter Nolen, DT	11-11	40	10.5-41	5.0-28	3
JJ Pegues, DT	11-9	35	12.0-47	3.0-22	4
Jared Ivey, DE	10-9	35	9.5-70	7.0-53	4
Princely Umanmielen, DE	10-6	31	13.0-76	10.5-70	6
Total	--	198	59.0-304	36.0-236	25

SACKS RECORD IN DANGER

Defensive ends **Suntarine Perkins** and **Princely Umanmielen** stand among the elite pass rushers nationally this season, with both tied for sixth nationally and second in the SEC at 10.5 sacks apiece. However, that also puts both Rebels within striking distance of Sam Williams' 2021 single-season record of 12.5. Much of Perkins' season total comes from a monster day against Oklahoma on Oct. 26, when he sacked the Sooners four times for a loss of 14 yards in addition to 5.0 total tackles for loss and 11 total tackles. Those 4.0 sacks rank as the most by an individual Rebel defender since 1993, when Cassius Ware recorded four sacks against Georgia. Umanmielen has been consistently important for the Rebel defense down the stretch, notching seven of his 10.5 sacks in the last four games.

GARNERING ATTENTION

DT **Walter Nolen** was highly touted as one of the top rated transfers in the nation last offseason, and he has responded with a powerful first season with the Rebels. His presence on the defensive line has helped clear holes for the rest of Ole Miss' fearsome defense that leads the nation in both sacks and TFL, with Nolen chipping in 40 tackles, 10.5 TFL, 5.0 sacks, three pass breakups, three QB hurries and two fumble recoveries. The college football world has noticed his importance to the Rebel front-seven, with PFF rating him as the No. 5 run defender in all of college football, as well as making the semifinalist cutoffs for the Walter Camp Award (Player of the Year), Bednarik Award (Defensive Player of the Year) and Outland Trophy (Interior Lineman).

INDIVIDUAL RECORDS • SEASON

PASSING YARDS

Player, Year	Yards
1. Chad Kelly, 2015	4,042
2. Jordan Ta'amu, 2018	3,918
3. Jaxson Dart, 2024	3,732

PASSING TOUCHDOWNS

Player, Year	TD
3. Matt Corral, 2020	29
Eli Manning, 2003	29
5. Jevan Snead, 2008	26
6. Jaxson Dart, 2024	24

COMPLETION PERCENTAGE (Min. 250 att.)

Player, Year	%
1. Matt Corral, 2020	70.9
2. Jaxson Dart, 2024	69.3
3. Matt Corral, 2021	67.9
4. Jaxson Dart, 2023	65.1
Chad Kelly, 2015	65.1

PASSING EFFICIENCY (Min. 250 att.)

Player, Year	Eff.
1. Jaxson Dart, 2024	181.6
2. Matt Corral, 2020	177.6

YARDS PER ATTEMPT (Min. 250 att.)

Player, Year	YPA
1. Jaxson Dart, 2024	11.0
2. Matt Corral, 2020	10.2
3. Jaxson Dart, 2023	9.4
Jordan Ta'amu, 2018	9.4

YARDS PER COMPLETION (Min. 250 att.)

Player, Year	YPC
1. Jaxson Dart, 2024	15.9
2. Jevan Snead, 2008	15.0
3. Jordan Ta'amu, 2018	14.7
4. Jaxson Dart, 2023	14.4
Matt Corral, 2020	14.4

FEWEST INTERCEPTIONS (Min. 200 att.)

Player, Year	INT
1. Jaxson Dart, 2023	5
Matt Corral, 2021	5
John Fourcade, 1981	5
4. Jaxson Dart, 2024	6

300-YARD PASSING GAMES

Player, Year	Games
1. Jordan Ta'amu, 2018	9
2. Chad Kelly, 2015	8
3. Jaxson Dart, 2024	7
Matt Corral, 2020	7

400-YARD PASSING GAMES

Player, Year	Games
1. Jordan Ta'amu, 2018	3
2. Jaxson Dart, 2024	2
3 others	

TOTAL OFFENSE

Player, Pos., Year	Yards
1. Chad Kelly, 2015	4,542
2. Jordan Ta'amu, 2018	4,260
3. Jaxson Dart, 2024	4,107



INDIVIDUAL RECORDS • SEASON

TOTAL AVERAGE PER PLAY (Min. 200 plays)

Player, Pos., Year.....	Avg.
1. Jaxson Dart, QB, 2024	9.38
2. Matt Corral, QB, 2020	8.77

RECEPTIONS

Player, Pos., Year.....	Rec.
113. Tre Harris, WR, 2024.....	60
Malik Heath, WR, 2022.....	60

RECEIVING YARDS

Player, Pos., Year.....	Yards
5. Shay Hodge, WR, 2009.....	1,135
6. Tre Harris, WR, 2024	1,030
7. Dontario Drummond, WR, 2021	1,028
8. Tre Harris, WR, 2023	985

100-YARD RECEIVING GAMES

Player, Pos., Year.....	Games
4. Tre Harris, 2024	5
Tre Harris, 2023.....	5
3 others	

SACKS (Since 1983)

Player, Pos., Year.....	Sacks
1. Sam Williams, DL, 2021	12.5
2. Santarine Perkins, DE, 2024	10.5
Princely Umanmielen, DE, 2024	10.5
4. 4 Rebels.....	10.0

TACKLES FOR LOSS (Since 1983)

Player, Pos., Year.....	TFL
6. Andre Townsend, DT, 1983	17.0
7. Marquis Haynes, DE, 2015.....	16.5
8. Sam Williams, DL, 2021	16.0
9. Kendrick Clancy, DT, 1998	15.0
10. Santarine Perkins, DE, 2024	14.0
3 others	

POINTS SCORED

Player, Year	Points
1. Jonathan Nichols, K, 2003	124
2. Gary Wunderlich, K, 2015.....	120
3. Caden Davis, K, 2024.....	112
4. Luke Logan, K, 2018.....	111

POINTS KICKING

Player, Year	Points
1. Jonathan Nichols, 2003	124
2. Gary Wunderlich, 2015.....	120
3. Caden Davis, 2024	112
4. Luke Logan, 2018	111

PATs MADE

Player, Year	PAT
1. Gary Wunderlich, 2015	63
2. Joshua Shene, 2008	52
3. Caden Davis, 2024	49
Bryson Rose, 2012.....	49
Jonathan Nichols, 2003	49

PUNTING

Player, Pos., Year.....	Avg.
1. Merle Hapes, 1940.....	48.7
2. Bill Smith, 1984	47.7
3. Fraser Masin, 2024	46.4

PUNCH-OUTS AND PICK-OFFS

Senior safety **John Saunders Jr.** has been a steady presence in the secondary in his two seasons with the Rebels, having started all 24 of his games played at Ole Miss. As a Rebel, Saunders Jr. owns 106 tackles, 15 total passes defended with six interceptions and three forced fumbles -- all this season. In fact, combined with his three interceptions this year, Saunders Jr. stands as one of only three FBS defenders with at least three of each alongside Washington State's Taariq Al-Uqdah (three forced fumbles, three INT) and Old Dominion's Angelo Rankin Jr. (three forced fumbles, three INT). On the FBS active career lists, Saunders Jr. ranks tied for sixth in career INT (11) and tied for 11th in total passes defended (35).

TACKLES FOR POOH

Butkus Award finalist and LB **Chris "PooH" Paul Jr.** has consistently ranked among the top rated defenders in all of college football in 2024, currently rated as PFF's No. 11 overall defender and No. 2 linebacker in the SEC at a season grade of 89.8. Paul Jr. leads Ole Miss with 82 total tackles and ranks fifth on the team with 10.0 TFL alongside 2.5 sacks, nine QB hurries, four pass breakups and one fumble recovery.

GIVE JJ THE ROCK!

Ole Miss senior DT, Wuerffel Trophy semifinalist and Chucky Mullins Award winner **JJ Pegues** isn't just a great defender or a caring member of the Oxford community: he's also the not-so-secret offensive weapon for the Rebels. In his career, Pegues has scored seven TD since coming home to Lafayette County: a one-yard receiving TD in the 2022 Egg Bowl, and six rushing scores so far this season. Since 2015, Pegues is among 13 total FBS defenders to score at least five rushing touchdowns, and one of two defensive linemen in that span alongside UConn's Jelani Stafford in 2023 (6). Offensive prowess is no stranger to Pegues, though, who was a top-10 prospect nationally coming out of Oxford High School as a tight end before switching to defensive tackle while at Auburn. At six touchdowns for 36 points this season, Pegues is the all-time leading points scorer by Chucky Mullins Award winners, and he is the first to score those points on offense.

Points by Chucky Mullins Award Winners During Their Winning Season, All-Time

Name, Pos.	Year	Points	Notes
JJ Pegues, DT	2024	36	6 rushing TD
Marquis Haynes, DE	2017	2	Safety (vs. Vanderbilt)
John Youngblood, DE	2016	6	Fumble return TD (vs. Alabama)
Ronnie Heard, SS	1999	6	INT return TD (at LSU)

UNSTOPPABLE

WR **Jordan Watkins** didn't just have a career day at Arkansas -- he had an otherworldly day. Watkins was the key cog in Ole Miss' record-breaking offensive explosion against the Razorbacks, breaking the single-game school records in both receiving yards (254) and touchdowns (5) on eight catches. His five receiving scores tied the SEC single-game record, making him one of six in SEC history to ever haul in five touchdown passes and the first since Tennessee's Jalin Hyatt against Alabama in 2022. His 254 yards, meanwhile, constituted the 12th game of 250 yards receiving in SEC history, and it made him one of two receivers in SEC history with 250 yards and five scores in the same game alongside Heisman Trophy winner DeVonta Smith's 2019 performance against Ole Miss. Since 2013, Watkins is among five FBS receivers nationally to haul in five touchdowns in one game, and one of three total to add on 250 yards through the air. Prior to Nov. 2, Watkins' single-game receiving career-highs were 119 yards and one touchdown.

FBS Receivers w/5 Receiving TD in Single Game • Since 2013

Name, School, Year	Opponent	Rec.	Yards	TD
Jordan Watkins, Ole Miss, 2024	Arkansas	8	254	5
Jalin Hyatt, Tennessee, 2022	Alabama	6	207	5
DeVonta Smith, Alabama, 2019	Ole Miss	11	274	5
Carlos Henderson, LA Tech, 2016	UMass	12	326	5
Amba Etta-Tawo, Syracuse, 2016	Pitt	13	178	5

WIDE OPEN WATKINS

Jordan Watkins has been a deep threat since first arriving at Ole Miss, as evidenced by his seven career receptions of at least 60 yards as a Rebel. That includes an FBS-leading four catches of at least 60 this season, three of which came for TDs in a record-setting day at Arkansas. That game, all eight of Watkins' catches went for a least a first down, averaging a whopping 31.8 yards per reception against the Razorbacks. Per PFF, Watkins has the second-most yards after catch when targeted at least 20 yards downfield at 146 -- trailing only Alabama freshman Ryan Williams'187.

DOWNFIELD DEPTH

QB **Jaxson Dart** has had plenty of options downfield this season, with Ole Miss' four main wide receivers all owning at least 27 receptions and 521 yards. Combined, **Tre Harris** (60 rec., 1,030 yards, 7 TD), **Cayden Lee** (46 rec., 790 yards, 2 TD), **Jordan Watkins** (37 rec., 687 yards, 7 TD) and **Antwane Wells Jr.** (27 rec., 521 yards, 5 TD) own 170 catches for 3,028 yards and 21 TDs -- respectively accounting for 67.2, 76.1 and 80.8 percent of Ole Miss' team totals.

TRE-MENDOUS

Despite missing three games, senior WR and preseason All-American **Tre Harris** still ranks among the top pass-catchers nationwide. Harris remains PFF's top-rated SEC WR (89.8) and still leads all SEC receivers with 1,030 yards. Harris' 804 yards through five games were the most by any receiver pre-October in the College Football Playoff era, and were the most by a Power-5 receiver since Oregon State's Brandin Cooks tallied 807 before October in 2013 (per Connor O'Gara). On the FBS active career lists, Harris is one of seven with 3,000 career yards and 25 receiving touchdowns.

BIG TARGETS

Ole Miss tight ends **Caden Prieskorn** (20 rec., 322 yards, 2 TD) and **Dae'Quan Wright** (23 rec., 304 yards, 3 TD) have been key in the Rebel offense as well, combining for 43 catches, 626 yards and five touchdowns. Prieskorn is climbing up Ole Miss' all-time rankings among tight ends, owning 50 catches for 771 yards and six TD in his Rebel career. He currently ranks top-10 in all three of those categories, sitting fifth in yards, tied for seventh in touchdowns and eighth in receptions. Wright, a Virginia Tech transfer, set career-highs in catches and yards in two straight appearances vs. Oklahoma and at Arkansas -- highlighted by a nine-catch, 99-yard and two touchdown performance in Fayetteville.

BIG BOOT

Lou Groza Award semifinalist **Caden Davis** is 21-of-25 on field goals this season, including 9-of-11 from 40 yards or further -- but none longer than his 57-yard behemoth in overtime at LSU, a Tiger Stadium record that tied for third-longest in Ole Miss history. Davis stands alongside Cloyce Hinton as the lone kickers in Ole Miss history with multiple 55-yard field goals, with Davis owning makes from 56 (Tulane, 2023) and 57 (LSU, 2024). Davis was crucial in Ole Miss' 28-10 victory over No. 2 Georgia, going 5-of-5 on field goals in the rain. Earlier this season, Davis broke the Ole Miss single-game record with 10 PATs, and with 107 points he is just 17 away from Jonathan Nichols' 2003 record 124.

All-Time Long Field Goals, Ole Miss History

Dist.	Name	Opp.	Date
59	Cloyce Hinton	Georgia	10-11-1969
58	Cloyce Hinton	Houston	11-07-1970
57	Caden Davis	LSU	10-12-2024
57	Bryan Owen	Tulane	11-05-1988
56	Caden Davis	Tulane	09-09-2023

DOWN UNDER

Ray Guy Award semifinalist and senior punter **Fraser Masin** has been excellent for the Rebels in 2024, averaging 46.4 yards on 28 punt attempts, with 11 traveling at least 50 yards and 13 downed inside the 20 -- helping lead Ole Miss to the SEC's best net punting average of 43.9 (FBS No. 3). Masin has also booted two punts beyond the 60-yard threshold, a 64-yarder against Oklahoma and a 65-yarder vs. Georgia that tied his career long. His current season average of 46.4 would rank as the third-best punting season in Ole Miss history, and his career average 43.3 currently rests seventh.

HISTORIC COMPANY

Head coach **Lane Kiffin** recently became the fastest in Ole Miss history to 40 wins, and he is also shooting up both Ole Miss all-time lists in both total wins (4th) and winning percentage (2nd).

Ole Miss Head Coaches, All-Time (Wins)

Coach, Years	Record
John Vaught, 1947-70; '73	190-61-12
Billy Brewer, 1983-93	67-56-3
David Cutcliffe, 1998-2004	44-29
Lane Kiffin, 2020-Pres.	42-18
Hugh Freeze, 2012-16	39-25**

* Includes bowl games

** Includes wins vacated by the NCAA

Ole Miss Head Coaches, All-Time (Win %)

Coach, Years	Record*^	Pct.
John Vaught, 1947-70; '73	190-61-12	.745
Lane Kiffin, 2020-Pres.	42-18	.700
Hugh Freeze, 2012-16	39-25**	.619
David Cutcliffe, 1998-2004	44-29	.603
Harry Mehre, 1938-45	39-26-1	.598

* Min 30 games coached ^ Includes bowl games

** Includes wins vacated by the NCAA

AMONG THE BEST

Since 2021, Ole Miss ranks tied for 10th nationally among all FBS schools and third among all SEC schools at 37 wins, trailing only Georgia (51) and Alabama (44).

Wins Among Current SEC Schools Since 2021

Georgia	51
Alabama	44
Ole Miss	37
Tennessee	36
Texas	35
LSU/Oklahoma	33

FBS ACTIVE CAREER LEADERS • TOP-30

RUSHING ATTEMPTS

Rk	Player, Pos.	No.
26.	Henry Parrish Jr., RB	521

RUSHING YARDS

Rk	Player, Pos.	Yards
26.	Henry Parrish Jr., RB	2,735

YARDS PER CARRY (Min. 2,000 yds/4.5 ypc)

Rk	Player, Pos.	YPC
25.	Ulysses Bentley IV, RB	5.5

PASSING EFFICIENCY (Min. 325 att.)

Rk	Player, Pos.	Eff.
7.	Jaxson Dart, QB	157.64

PASSING ATTEMPTS

Rk	Player, Pos.	Att.
14.	Jaxson Dart, QB	1,248

PASSING COMPLETIONS

Rk	Player, Pos.	Comp.
11.	Jaxson Dart, QB	811

COMPLETION PERCENTAGE (Min. 425 comp./50%)

Rk	Player, Pos.	%
15.	Jaxson Dart, QB	65.0

PASSING YARDS (Min. 5,000 yds)

Rk	Player, Pos.	Yards
5.	Jaxson Dart, QB	11,423

PASSING YARDS PER GAME (Min. 5,000 yds)

Rk	Player, Pos.	YPG
8.	Jaxson Dart, QB	265.7

PASSING YARDS PER ATTEMPT (Min. 900 yds)

Rk	Player, Pos.	Att.
1.	Jaxson Dart, QB	9.15

PASSING TOUCHDOWNS (Min. 50 TD)

Rk	Player, Pos.	TD
8.	Jaxson Dart, QB	76

TOUCHDOWNS RESPONSIBLE FOR

Rk	Player, Pos.	TD
10.	Jaxson Dart, QB	90

TOTAL OFFENSE

Rk	Player, Pos.	Yards
4.	Jaxson Dart, QB	12,844

TOTAL OFFENSE PER GAME (Min. 2,500 yds/125.0 ypg)

Rk	Player, Pos.	YPG
5.	Jaxson Dart, QB	298.7

TOTAL OFFENSE YDS/PLAY (Min. 15 GP/5,000 yds)

Rk	Player, Pos.	Yds/Play
1.	Jaxson Dart, QB	7.95

11K PASSING/1K RUSHING (Out of 2 FBS QBs Nationally)

Rk	Player, Pos.	Pass/Rush/Total
1.	Dillon Gabriel, Oregon	17,931/1,215/19,146
2.	Jaxson Dart, Ole Miss	11,423/1,421/12,844

FBS ACTIVE CAREER LEADERS • TOP-30

RECEPTIONS (Min. 125 rec.)

Rk	Player, Pos.	Rec.
11.	Tre Harris, WR	220

RECEPTIONS PER GAME (Min. 125 rec.)

Rk	Player, Pos.	Rec./Gm
26.	Tre Harris, WR	4.31

RECEIVING YARDS (Min. 1,500 yds)

Rk	Player, Pos.	Yards
4.	Tre Harris, WR	3,532
26.	Jordan Watkins, WR	2,463

RECEIVING YARDS PER GAME (Min. 2,000 yds)

Rk	Player, Pos.	YPG
5.	Tre Harris, WR	69.3

YARDS PER CATCH (Min. 1,000 yds/100 rec.)

Rk	Player, Pos.	YPC
10.	Tre Harris, WR	16.1

YARDS/CATCH AMONG TE (Min. 1,000 yds/100 rec.)

Rk	Player, Pos.	YPC
4.	Caden Prieskorn, TE	13.8

RECEIVING TOUCHDOWNS (Min. 15 TD)

Rk	Player, Pos.	TD
T3.	Tre Harris, WR	29

TACKLES FOR LOSS

Rk	Player, Pos.	TFL
T13.	Princely Umanmielen, DE	37.5
T30.	Jared Ivey, DE	32.5

SACKS

Rk	Player, Pos.	Sacks
T5.	Princely Umanmielen, DE	25.5

PASSES DEFENDED

Rk	Player, Pos.	PD
T11.	John Saunders Jr., S	35
T16.	Trey Amos, CB	33

INTERCEPTIONS

Rk	Player, Pos.	INT
T6.	John Saunders Jr., S	11
T30.	Yam Banks, S	7

PUNT AVERAGE

Rk	Player	Avg.
T27.	Fraser Masin, P	43.3

WIN NO. 100 FOR LANE KIFFIN

With Ole Miss' 27-3 win at South Carolina, head coach Lane Kiffin passed the century mark in his coaching career with his 100th total victory. Kiffin is 103-52 overall and 42-18 in his five seasons with the Rebels, which joins a 7-6 record at Tennessee (2009), a 28-15 mark at USC (2010-13) and a 26-13 split at Florida Atlantic (2017-19). Kiffin is one of only four coaches in the SEC with 100 wins across all levels of college football alongside LSU's Brian Kelly (290), Alabama's Kalen DeBoer (113) and Georgia's Kirby Smart (103). But in FBS-only victories, Kiffin is among a company of just 17 active coaches with 100 wins while at an FBS school -- one of three in the SEC alongside Kelly (193) and Smart (103).

FBS Wins Among Active Head Coaches

Coach, Years Active (FBS)	FBS Record	Schools
Mack Brown, 1985-2013; '19-	284-149 (.656)	Tulane (11-23), North Carolina (113-78), Texas (158-48)
Kirk Ferentz, 1999-	203-123 (.623)	Iowa (203-123)
Brian Kelly, 2004-	193-73 (.726)*	C. Mich. (19-16), Cincy (34-6), Notre Dame (113-40), LSU (27-11)
Dabo Swinney, 2008-	179-45 (.799)	Clemson (179-45)
Mike Gundy, 2005-	169-87 (.660)	Oklahoma State (169-87)
Kyle Whittingham, 2004-	166-86 (.659)	Utah (166-86)
Bronco Mendenhall, 2005-21; '24-	140-87 (.617)	BYU (99-43), Virginia (36-38), New Mexico (5-6)
Rich Rodriguez, 2001-17; '23-	135-90 (.600)	W. Virginia (60-26), Mich. (15-22), Ariz. (43-35), I'ville St. (17-7)
Troy Calhoun, 2007-	134-89 (.601)	Air Force (134-89)
Bret Bielema, 2006-17; '21-	123-80 (.606)	Wisconsin (68-24), Arkansas (29-34), Illinois (26-22)
James Franklin, 2011-	122-55 (.689)	Vanderbilt (24-15), Penn State (98-40)
Ken Niumatalolo, 2007-22; '24-	115-88 (.567)	Navy (109-83), San Jose State (6-5)
Dave Doeren, 2011-	109-68 (.616)	Northern Illinois (23-4), NC State (86-64)
Gus Malzahn, 2012-	105-61 (.633)	Arkansas State (9-3), Auburn (68-35), UCF (28-23)
Kirby Smart, 2016-	103-18 (.851)	Georgia (103-18)
Lane Kiffin, 2009-13; '17-	103-52 (.665)	Tenn. (7-6), USC (28-15), FAU (26-13), Ole Miss (42-18)
Butch Jones, 2007-17; '21-	102-84 (.548)	C. Michigan (27-13), Cincy (23-14), Tenn. (34-27), Ark. St. (18-30)

* Includes vacated wins

DOWN GO THE DAWGS

Ole Miss used a dominant defensive effort and was able to move the ball in crucial situations, despite the rain, to take down the No. 2 Georgia Bulldogs, 28-10, at home on Nov. 9. This is the highest ranked win overall for the Rebels since a win at No. 2 Alabama in 2015 (43-37), the first top-five win in Oxford since a victory in the 2014 Egg Bowl against No. 4 Mississippi State (31-17; later vacated by the NCAA), and the highest ranked win in Oxford since beating No. 1 Alabama in 2014 (23-17; later vacated by the NCAA). Ole Miss is the first non-Alabama team to best Georgia since Florida in 2020, and was the largest top-five win by a Rebel team since Archie Manning led the Rebels to a 38-0 victory over No. 3 Tennessee in 1969.

Top-Five Wins, Ole Miss History (15-43 overall; 5-19 home; 3-16 away; 7-8 neutral; 3-2 bowl games)

Date	Opponent	Location	Score	OM Rank
11-09-2024	vs. #2 Georgia	Oxford, Miss.	28-10	#12
09-19-2015	at #2 Alabama	Tuscaloosa, Ala.	43-37	#11
11-29-2014	vs. #4 Mississippi St.	Oxford, Miss.	31-17*	#18
10-04-2014	vs. #1 Alabama	Oxford, Miss.	23-17*	#11
09-27-2008	at #4 Florida	Gainesville, Fla.	31-30	NR
09-17-1977	#3 Notre Dame	Jackson, Miss. (neutral)	20-13	NR
10-09-1976	vs. #4 Georgia	Oxford, Miss.	21-17	NR
01-01-1970	#3 Arkansas	New Orleans, La. (Sugar Bowl)	27-22	#13
11-15-1969	#3 Tennessee	Jackson, Miss. (neutral)	38-0	#18
10-14-1967	#3 Georgia	Jackson, Miss. (neutral)	29-20	NR
10-30-1965	#5 LSU	Jackson, Miss. (neutral)	23-0	NR
11-03-1962	at #4 LSU	Baton Rouge, La.	15-7	#6
01-01-1960	#3 LSU	New Orleans, La. (Sugar Bowl)	21-0	#2
01-02-1956	#5 TCU	Dallas, Texas (Cotton Bowl)	14-13	#10
11-15-1952	vs. #3 Maryland	Oxford, Miss.	21-14	#11

* Vacated by the NCAA

DEFENSE SHINES AGAINST GEORGIA

In front of a record 68,126 fans, the Rebel defense frustrated the Bulldogs in ways few teams have been able to in the Kirby Smart era. The Rebels shut down Georgia to only 10 points, tied for the fewest of the Smart era and the fewest yielded by an Ole Miss defense vs. Georgia since 1995 (10). Offensively, Georgia was only able to muster 245 yards of total offense, its fewest since 2017, and 59 rushing yards, its fewest since 2021. The 18-point Rebel edge marked the largest margin of defeat for the Bulldogs since the 2019 SEC title game vs. LSU (37-10), and their largest difference in the regular season since 2018 vs. LSU (36-16). The Rebels terrorized UGA QB Carson Beck for five sacks, the most allowed by the Bulldogs since yielding five to Alabama in the 2022 CFP National Title Game, and the most in a regular season game since allowing five at Georgia Tech on Nov. 30, 2013.

UNDER KIFFIN

Category	Career
Record	42-18
SEC	24-16
vs. SEC West (2020-23)	12-11
vs. SEC East (2020-23)	8-2
Non-Conference	18-2
Home	26-6
Away	13-10
Neutral	3-2
Day Games	24-10
Night Games (6 p.m. start or later)	18-8
vs. Top 25 teams	8-9
TV games	42-18
on SEC Network	17-4
on SEC Network Alternate	0-0
on ESPN	14-7
on ESPN2	2-0
on ESPNU	0-0
on ESPN+/SECN+	4-0
on ABC	3-3
on CBS	1-4
on The CW	1-0
When scoring first	35-8
When opponents score first	7-10
When leading at halftime	36-5
When trailing at halftime	5-10
When tied at halftime	1-3
When leading after third quarter	38-3
When trailing after third quarter	3-11
When tied after third quarter	1-4
In overtime games	1-1
When scoring less than 20 points	1-5
When scoring 20+ points	41-13
When scoring 30+ points	31-3
When allowing less than 20 points	20-0
When allowing 20+ points	22-18
When allowing 30+ points	7-12
When rushing for <100 yards	2-4
When rushing for 100+ yards	40-14
When rushing for 200+ yards	26-5
When passing for 200+ yards	36-15
When passing for 250+ yards	29-10
When passing for 300+ yards	21-5
When totaling <300 yds total offense	0-1
When gaining 300+ yds total offense	40-17
When allowing <100 yds rushing	12-3
When allowing 100+ yds rushing	29-15
When allowing 200+ yds rushing	9-9
When allowing <200 yds passing	15-4
When allowing 200+ yards passing	26-14
When allowing 250+ yards passing	16-6
When allowing 300+ yards passing	10-5
When allowing <300 yds total offense	11-0
When allowing 300+ yds total offense	31-18
When having a 100-yard rusher	22-7
When opp. has a 100-yard rusher	11-10
When having no turnovers	18-1
When having less than 3 turnovers	37-13
When having 3 or more turnovers	1-5
When having no takeaways	6-4
When having <3 takeaways	34-14
When having 3 or more takeaways	6-2
When having more than 30:00 TOP	13-6
When having less than 30:00 TOP	29-12

OLE MISS ACTIVE CAREER LEADERS

MOST GAMES PLAYED (at Ole Miss)

Reece McIntyre	59
Jeremy James	56
Caleb Warren	52
Trey Washington	50
Eli Acker	48

CONSECUTIVE GAMES PLAYED (at Ole Miss)

Reece McIntyre	50
Trey Washington	50
Eli Acker	45
Tyler Banks	36
Jaxson Dart	36
JJ Pegues	32

MOST STARTS (at Ole Miss)

Jeremy James	50
Caleb Warren	44
Jaxson Dart	36
Jared Ivey	28
Micah Pettus	28

CURRENT CONSECUTIVE STARTS (at Ole Miss)

Jaxson Dart	35
Trey Washington	26
John Saunders Jr.	24

PASSING YARDS (at Ole Miss)

Jaxson Dart	694-of-1059	10,070 yards
-------------	-------------	--------------

RUSHING YARDS (at Ole Miss)

Henry Parrish Jr.	291 attempts	1,494 yards
Jaxson Dart	346 attempts	1,378 yards
Ulysses Bentley IV	161 attempts	826 yards

RECEIVING YARDS (at Ole Miss)

Tre Harris	114 catches	2,015 yards
Jordan Watkins	130 catches	1,877 yards
Cayden Lee	51 catches	901 yards
Caden Prieskorn	50 catches	771 yards

TOUCHDOWNS (at Ole Miss)

Jaxson Dart	79	67 pass/12 rush
-------------	----	-----------------

SACKS (at Ole Miss)

Jared Ivey	16.0
Suntarine Perkins	14.0
Princely Umanmielen	10.5
JJ Pegues	9.5
Khari Coleman	7.0

INTERCEPTIONS (at Ole Miss)

John Saunders Jr.	6
Trey Washington	4

2024 GAME CAPTAINS

FURMAN: Pegues, Washington, J. Williams
 MIDDLE TENNESSEE: Ty. Banks, Parrish Jr., Washington
 WAKE FOREST: Dottery, T. Harris, Paul Jr.
 GEORGIA SOUTHERN: Amos, Lee, McIntyre
 KENTUCKY: Kalepo, Pegues, Watkins
 SOUTH CAROLINA: Kalepo, Pegues, Prieskorn
 LSU: T. Harris, Pegues, Prieskorn
 OKLAHOMA: Dottery, McIntyre, Washington
 ARKANSAS: Pegues, J. Williams, Washington
 GEORGIA: Kalepo, Pegues, Prieskorn
 FLORIDA: T. Harris, Kalepo, Pegues, Prieskorn
 MISSISSIPPI STATE:

2024 COIN TOSSES

	Coin Toss	Game Result
FURMAN:	Lost	W, 76-0
MIDDLE TENNESSEE:	Won	W, 52-3
WAKE FOREST:	Won	W, 40-6
GEORGIA SOUTHERN:	Won	W, 52-13
KENTUCKY:	Lost	L, 17-20
SOUTH CAROLINA:	Lost	W, 27-3
LSU:	Lost	L, 26-29 (OT)
OKLAHOMA:	Lost	W, 26-14
ARKANSAS:	Lost	W, 63-31
GEORGIA:	Lost	W, 28-10
FLORIDA:	Lost	L, 24-17
MISSISSIPPI STATE:		

HOTTY TODDY

The popular Ole Miss cheer goes like this:

*Are You Ready?
 Hell Yeah! Damn Right!
 Hotty Toddy, Gosh Almighty,
 Who The Hell Are We? Hey!
 Flim Flam, Bim Bam
 Ole Miss By Damn!*

CAREER STARTS BY POSITION (AT OLE MISS)

OFFENSE	TE	RG	DEFENSE	S
	Prieskorn (12)	James (31)		Washington (27)
	Wright (3)	Acker (8)		Saunders Jr. (17)
QB		Buelow (6)	DE	Y. Banks (2)
Dart (36)		Scott (4)	Ivey (26)	Canady (1)
	LT	Warren (3)	Perkins (6)	
	J. Williams (19)	McIntyre (1)	Umanmielen (6)	
RB	Pounds (7)		Pegues (5)	
Parrish Jr. (13)		RT		CB
Bentley IV (1)	LG	Pettus (28)	DT	Amos (11)
M. Davis (1)	Warren (17)	James (19)	Pegues (18)	Canady (6)
	Kalepo (10)	Buelow (1)	Nolen (10)	Turnage (3)
	McIntyre (2)		Z. Harris (10)	Hamilton (2)
WR	Buelow (1)		Ivey (1)	Graves Jr. (1)
Watkins (27)			Stone (1)	
T. Harris (19)	C			DB
Lee (11)	Warren (24)			Saunders Jr. (7)
Wells (7)	McIntyre (12)		LB	Y. Banks (4)
Prieskorn (6)	Acker (1)		Coleman (18)	Canady (3)
Williams (2)			Dottery (10)	Moore (1)
Wright (1)			Paul Jr. (10)	
			Perkins (2)	

CFB PLAYOFF RANKINGS

Week 13 • Nov. 19

RK	Team	Record
1	Oregon	11-0
2	Ohio State	9-1
3	Texas	9-1
4	Penn State	9-1
5	Indiana	10-0
6	Notre Dame	9-1
7	Alabama	8-2
8	Miami	9-1
9	Ole Miss	8-2
10	Georgia	8-2
11	Tennessee	8-2
12	Boise State	9-1
13	SMU	9-1
14	BYU	9-1
15	Texas A&M	8-2
16	Colorado	8-2
17	Clemson	8-2
18	South Carolina	7-3
19	Army	9-0
20	Tulane	9-2
21	Arizona State	8-2
22	Iowa State	8-2
23	Missouri	7-3
24	UNLV	8-2
25	Illinois	7-3

ASSOCIATED PRESS POLL

Week 14 • Nov. 24

Rank	Team	Record	Points
1	Oregon (61)	11-0	1525
2	Ohio State	10-1	1463
3	Texas	10-1	1395
4	Penn State	10-1	1301
5	Notre Dame	10-1	1278
6	Georgia	9-2	1242
7	Tennessee	9-2	1110
8	Miami	10-1	1096
9	SMU	10-1	1001
10	Indiana	10-1	998
11	Boise State	10-1	984
12	Clemson	9-2	789
13	Alabama	8-3	739
14	Arizona State	9-2	727
15	Ole Miss	8-3	661
16	South Carolina	8-3	639
17	Iowa State	9-2	498
18	Tulane	9-2	446
19	BYU	9-2	445
20	Texas A&M	8-3	399
21	UNLV	9-2	231
22	Illinois	8-3	188
23	Colorado	8-3	161
24	Missouri	8-3	142
25	Army	9-1	133

Others receiving votes: Kansas State 98, Memphis 46, Syracuse 37, Louisville 24, Washington State 10, Duke 6, Louisiana 5, Florida 4, LSU 2, Georgia Tech 2

COACHES POLL

Week 14 • Nov. 24

Rank	Team	Record	Points
1	Oregon (55)	11-0	1375
2	Ohio State	10-1	1318
3	Texas	10-1	1267
4	Penn State	10-1	1175
5	Notre Dame	10-1	1150
6	Georgia	9-2	1103
7	Miami	10-1	1023
8	Tennessee	9-2	972
9	SMU	10-1	917
10	Indiana	10-1	867
11	Boise State	10-1	838
12	Clemson	9-2	780
13	Alabama	8-3	621
14	South Carolina	8-3	596
15	Arizona State	9-2	592
16	Ole Miss	8-3	569
17	Iowa State	9-2	473
18	Tulane	9-2	434
19	Texas A&M	8-3	357
20	BYU	9-2	329
21	UNLV	9-2	205
22	Army	9-1	165
23	Memphis	9-2	151
24	Missouri	8-3	148
25	Illinois	8-3	132

Others receiving votes: Kansas State 124, Colorado 115, Duke 31, Syracuse 19, Louisville 8, Louisiana 7, Washington State 6, LSU 3, Iowa 1, James Madison 1, Baylor 1, 2 others

2024 HONORS

LANE KIFFIN, HEAD COACH

- Dodd Trophy Midseason Watch List
- Dodd Trophy Preseason Watch List
- Preseason SEC Coach of the Year (CFN)

DEFENSIVE LINE

- Preseason SEC Defensive Line of the Year (CFN)

RASHAD AMOS, RB

- Preseason All-SEC Honorable Mention (CFN)

TREY AMOS, CB

- PFF Team of the Week (Week 1)
- Preseason All-SEC Second Team (CFN)
- Reese's Senior Bowl Watch List

YAM BANKS, S

- Reese's Senior Bowl Watch List

ULYSSES BENTLEY IV, RB

- Doak Walker Award Preseason Watch List
- Earl Campbell Tyler Rose Award Preseason Watch List
- Preseason All-SEC Third Team (Coaches, Media, CFN)
- Reese's Senior Bowl Watch List

KHARI COLEMAN, LB

- Reese's Senior Bowl Watch List

JAXSON DART, QB

- NFF Campbell Trophy Finalist
- Johnny Unitas Golden Arm Award Finalist
- Maxwell Award Semifinalist
- Walter Camp Award Semifinalist
- Davey O'Brien Award Semifinalist
- Conerly Trophy Nominee
- Davey O'Brien QB Class of 2024
- Johnny Unitas Golden Arm Award Top-25
- Davey O'Brien Great 8 (Nov. 9)
- Maxwell Award Player of the Week (Nov. 2)
- Associated Press National Player of the Week (Nov. 2)
- SEC Co-Offensive Player of the Week (Nov. 2)
- Davey O'Brien Co-National QB of the Week (Nov. 2)
- Davey O'Brien Great 8 (Nov. 2)
- Manning Award Stars of the Week (Nov. 2)
- East-West Shrine Bowl Monday Morning Quarterback (Nov. 2)
- Reese's Senior Bowl Offensive Player of the Week (Nov. 2)
- Davey O'Brien Great 8 (Sept. 14)
- Davey O'Brien Great 8 (Sept. 14)
- SEC Co-Offensive Player of the Week (Sept. 14)
- PFF Team of the Week (Week 1)
- Maxwell Award Preseason Watch List
- Walter Camp Award Preseason Watch List
- Davey O'Brien Award Preseason Watch List
- Johnny Unitas Golden Arm Award Preseason Watch List
- Manning Award Preseason Watch List
- Preseason All-SEC Third Team (CFN)
- Reese's Senior Bowl Watch List

CADEN DAVIS, K

- Lou Groza Award Semifinalist
- SEC Special Teams Player of the Week (Nov. 9)
- Lou Groza Award Preseason Watch List
- Preseason All-America Honorable Mention (CFN; KOS)
- Preseason All-SEC Second Team (CFN; KOS)
- Preseason All-SEC Third Team (CFN; PK)

LOGAN DIGGS, RB

- Reese's Senior Bowl Watch List

TJ DOTTERY, LB

- SEC Co-Defensive Player of the Week (Nov. 2)

WILLIAM ECHOLES, DT

- On3 Preseason Freshman All-America

ISAIAH HAMILTON, CB

- Reese's Senior Bowl Watch List

TRE HARRIS, WR

- Biletnikoff Award Semifinalist
- The Sporting News Midseason All-American
- Maxwell Award Midseason Watch List Addition
- Reese's Senior Bowl Midseason All-American
- Shrine Bowl Breakout Offensive Player of the Week (Sept. 21)
- Reese's Senior Bowl Co-Offensive Player of the Week (Sept. 21)
- PFF Team of the Week (Week 1)
- Biletnikoff Award Watch List
- Preseason All-America Second Team (AP, SN, Athlon, CFN)
- Preseason All-SEC First Team (Coaches, Media, CFN)
- Reese's Senior Bowl Watch List

JARED IVEY, DE

- FWAA Nagurski National Defensive Player of the Week (Nov. 9)
- SEC Co-Defensive Lineman of the Week (Nov. 9)
- East-West Shrine Bowl Breakout Def. Player of the Week (Nov. 9)
- SEC Co-Defensive Lineman of the Week (Sept. 14)
- Preseason All-SEC Second Team (Media, CFN)
- Preseason All-SEC Third Team (Coaches)
- Reese's Senior Bowl Watch List

JEREMY JAMES, OL

- Reese's Senior Bowl Watch List

MATT JONES, RB

- Burlsworth Trophy Nominee

FRASER MASIN, P

- Ray Guy Award Semifinalist

WALTER NOLEN, DT

- Walter Camp Award Semifinalist
- Bednarik Award Semifinalist
- Outland Trophy Semifinalist
- Maxwell Award Midseason Watch List Addition
- Bednarik Award Midseason Watch List Addition
- Reese's Senior Bowl Midseason All-American
- SEC Co-Defensive Lineman of the Week (Oct. 5)
- Walter Camp Award Preseason Watch List
- Nagurski Trophy Preseason Watch List
- Lombardi Award Preseason Watch List
- Outland Trophy Preseason Watch List
- Preseason All-America Second Team (Sporting News)
- Preseason All-America Third Team (Athlon)
- Preseason All-America Honorable Mention (CFN)
- Preseason All-SEC First Team (Coaches, Media, CFN)
- Reese's Senior Bowl Watch List

CHRIS PAUL JR., LB

- Butkus Award Finalist
- Bednarik Award Semifinalist
- Bednarik Award Midseason Watch List Addition
- Reese's Senior Bowl Watch List

JJ PEGUES, DT

- Wuerffel Trophy Semifinalist
- Allstate AFCA Good Works Team
- Reese's Senior Bowl Stock Up Player of the Week (Oct. 26)
- Paul Hornung Award Honor Roll (Oct. 5)
- Chucky Mullins Courage Award
- Wuerffel Trophy Nominee
- Wuerffel Trophy Preseason Watch List
- Allstate AFCA Good Works Team Nominee
- Reese's Senior Bowl Watch List

SUNTARINE PERKINS, DE

- Walter Camp FBS Defensive Player of the Week (Oct. 26)
- SEC Co-Defensive Player of the Week (Oct. 26)
- SEC Defensive Player of the Week (Oct. 5)

MICAH PETTUS, OL

- Reese's Senior Bowl Watch List

CADEN PRIESKORN, TE

- Mackey Award Preseason Watch List
- Preseason All-America Fourth Team (Athlon)
- Preseason All-SEC First Team (Coaches, Media)
- Preseason All-SEC Second Team (CFN)
- Reese's Senior Bowl Watch List

JOHN SAUNDERS JR., S

- Preseason All-SEC Second Team (CFN)

GERQUAN SCOTT, OL

- Reese's Senior Bowl Watch List

PRINCELY UMANMIELEN, DE

- SEC Co-Defensive Lineman of the Week (Nov. 9)
- East-West Shrine Bowl Breakout Def. Player of the Week (Nov. 9)
- Reese's Senior Bowl Co-Defensive Player of the Week (Nov. 9)
- SEC Defensive Lineman of the Week (Nov. 2)
- Bednarik Award Preseason Watch List
- Preseason All-America Fourth Team (Athlon)
- Preseason All-America Honorable Mention (CFN)
- Preseason All-SEC Second Team (Coaches, CFN)
- Preseason All-SEC Third Team (Media)
- Reese's Senior Bowl Watch List

TREY WASHINGTON, S

- Preseason All-SEC Honorable Mention (CFN)
- Reese's Senior Bowl Watch List

JORDAN WATKINS, WR

- Walter Camp FBS Offensive Player of the Week (Nov. 2)
- SEC Co-Offensive Player of the Week (Nov. 2)
- East-West Shrine Bowl Breakout Off. Player of the Week (Nov. 2)
- Preseason All-SEC Third Team (CFN; punt returner)
- Reese's Senior Bowl Watch List

ANTWANE WELLS JR., WR

- Preseason SEC Newcomer of the Year (CFN)
- Preseason SEC Offensive Transfer of the Year (CFN)
- Preseason All-America Honorable Mention (CFN)
- Preseason All-SEC First Team (CFN)
- Reese's Senior Bowl Watch List

DAE'QUAN WRIGHT, TE

- Mackey Award Preseason Watch List

HEAD COACH LANE KIFFIN

Lane Kiffin is in his fifth season at Ole Miss and has led the Rebels to four consecutive bowl berths, including two New Year's Six appearances, under his guidance since 2020.

Kiffin led the 2023 Rebels to the best season in Ole Miss history in terms of wins, notching an 11-2 overall record capped by a 38-25 Peach Bowl victory over Penn State. Kiffin owns the only two 10-win regular seasons in Ole Miss history, and alongside legendary coach John Vaught, is one of two Rebel coaches with multiple 10-win seasons overall.

Ole Miss succeeded in 2023 with a balanced attack, finishing within the top-15 in the final FBS ranks in yards per completion (10th, 14.5), passing efficiency (12th, 162.9) and total offense (13th, 461.9), while also leading the nation in fewest turnovers (7) and leading the SEC and ranking fifth nationally in turnover margin (+11).

The Rebels once again ranked amongst the top of the nation in multiple offensive statistics in 2022. Ole Miss was No. 3 nationally in rushing offense (256.6) and No. 8 in total offense (496.4), helped in large part by freshman running back Quinshon Judkins and his school record 1,567 rushing yards and 16 rushing touchdowns.

Kiffin guided the Rebels to a 10-3 record in 2021, the first 10-win regular season in school history. That included a perfect 7-0 mark at Vaught-Hemingway Stadium. The Rebels finished the season ranked No. 11 in both the AP and AFCA Coaches Poll, their highest final ranking since 2016.

Kiffin's second year at Ole Miss was once again highlighted by one of college football's most exciting offenses. For the second straight season, the Rebels led the SEC in total offense (492.5 ypg). The Rebel defense ranked as one of the top-five most-improved units in the FBS, allowing 13.6 fewer points per game this season compared to 2020.

Kiffin quickly turned the Rebels into an offensive machine in 2020, leading the program to an Outback Bowl win over No. 7 Indiana and a 5-5 record against an all-SEC schedule. Ole Miss ranked top 20 in the FBS in nine different offensive categories, including having the No. 3 team in the country in total offense, shattering the school record with 555.5 yards per game. The Rebels broke the SEC record for total offense in conference games (562.4 ypg), besting LSU's mark of 550.0 yards per game set during the Tigers' run to a national title in 2019.

The offensive explosion by the Rebels came as no surprise, as Kiffin has shown a propensity in helping turn programs around. In his first season at FAU, USC and Tennessee, Kiffin's team improved in win differential (+3.33), scoring (+10.2), passing (+34.5 ypg) and rushing (+51.3 ypg).

In December 2016, Kiffin took over an FAU program that had won a total of nine combined games over the previous three seasons. Kiffin proceeded to take the Owls to new heights over the last three years, including two conference titles and two 10-win seasons.

Kiffin led the Owls to a 10-3 record in 2019, including a 49-6 win over UAB in the Conference USA Championship Game. The Owls led the nation in interceptions (19) and turnovers gained (29). FAU also led C-USA in scoring offense (34.1), red zone offense (0.911), fumbles lost (3) and turnover margin (1.58).

In his first season in Boca Raton, Kiffin started 1-3 but reeled off a program-high 10 consecutive wins to finish the 2017 campaign at 11-3. The Owls' 11 victories were two more than the previous three seasons combined and earned the program votes in national polls. The seven-game improvement tied for the fifth-best turnaround in FBS history.

The Owls captured their second conference title in program history, the first since joining C-USA and first since 2007. FAU remained a perfect 3-0 in bowl play by defeating Akron in the Boca Raton Bowl, 50-3.

Kiffin joined the FAU Owls after three seasons at the University of Alabama, where he served as the Tide's offensive coordinator and quarterbacks coach. He was a finalist for the Frank Broyles Award in 2014, which goes to the country's best assistant coach.

His final season with the Tide, Kiffin mentored Jalen Hurts, the first freshman to start at quarterback in head coach Nick Saban's career. Hurts finished 13-1 as the starting QB and guided Alabama to an SEC title and to the National Championship game. Hurts was a Freshman All-American, the SEC Offensive Player of the Year and the SEC Freshman of the Year.

In 2015, Kiffin oversaw the development of quarterback Jake Coker, who finished his career 14-0 as a starter at Alabama and led the nation in completion percentage over the final 10 games of the season at 72.2 percent. Coker threw for 3,110 yards with 21 touchdowns, which ranked as the second-most passing yards in school history. On the ground, Kiffin fed Heisman Trophy running back Derrick Henry the ball a school-and SEC-record 395 times for a record 2,219 yards and 23 touchdowns.

One of Kiffin's first responsibilities at Alabama was identifying and then developing quarterback Blake Sims in 2014. Kiffin oversaw Sims' rise to the top of the Alabama depth chart en route to a school-record 3,487 passing yards while completing 64.5 percent of his passes. Sims was selected second-team All-SEC, named to the Senior Bowl, tabbed as a finalist for the Manning Award and a semifinalist for the Davey O'Brien Award.

He spent the previous three-plus seasons as the head coach at Southern California, where he compiled a record of 28-15. Kiffin's 2012 USC squad went 7-6 overall and 5-4 in the Pac-12 South, good for second place. Wide receiver Marquise Lee was a unanimous first team All-American and won the Biletnikoff Award while also being named the Pac-12 Offensive Player of the Year.

Prior to his tenure at Southern California, Kiffin served as the head coach at Tennessee in 2009. He led the Volunteers to a second-place finish in the SEC East and an appearance in the Chick-fil-A Bowl.

Prior to his first head coaching job, Kiffin spent six years as an assistant coach for Pete Carroll at Southern California, including two years as the offensive coordinator (2005-06). Kiffin was promoted to passing game coordinator in 2004 and helped Matt Leinart win the Heisman Trophy as he passed for 3,322 yards with 33 touchdowns and just six interceptions.

Kiffin graduated from Fresno State in 1998 after playing quarterback for three seasons (1994-96) for the Bulldogs. He began his coaching career as a student assistant at Fresno State under Pat Hill in 1997 and 1998.

Kiffin attended Bloomington Jefferson High in Bloomington, Minnesota, where he played football, basketball and baseball. He has two daughters, Landry and Presley, and one son, Knox.

THE KIFFIN FILE

PERSONAL INFORMATION

BORN: May 9, 1975

EDUCATION: Fresno State (1998)

FAMILY: Landry and Presley (daughters); Knox (son)

COACHING EXPERIENCE

Ole Miss (Head Coach, 2020-Pres.)

FAU (Head Coach, 2017-19)

Alabama (Off. Coordinator/QBs, 2014-16)

USC (Head Coach, 2010-13)

Tennessee (Head Coach, 2009)

Oakland Raiders (Head Coach, 2007-08)

USC (Passing Game & Off. Coordinator, 2005-06)

USC (Wide Receivers, 2002-04)

USC (Tight Ends, 2001)

Jacksonville Jaguars (Off. Quality Control, 2000)

Colorado State (Graduate Assistant, 1999)

Fresno State (Student Assistant, 1997-98)

COLLEGIATE HEAD COACHING RECORD

Year	School/Team	Record	Finish
2009	Tennessee	7-6	T-2nd SEC East
2010	USC	8-5	T-3rd Pac-10
2011	USC	10-2	1st Pac-12 South
2012	USC	7-6	T-2nd Pac-12 South
2013	USC	3-2	--
2017	FAU	11-3	1st C-USA East
2018	FAU	5-7	5th C-USA East
2019	FAU	10-3*	1st C-USA East
2020	Ole Miss	5-5	5th SEC West
2021	Ole Miss	10-3	2nd SEC West
2022	Ole Miss	8-5	4th SEC West
2023	Ole Miss	11-2	2nd SEC West
2024	Ole Miss	8-3	--

Totals (13th season) 103-52 (.665)

* Did not coach 2019 Boca Raton Bowl; was hired at Ole Miss on Dec. 7, 2019



Bryan Brown
Co-Defensive Coord./
Secondary



Joe Cox
Co-Offensive Coord. /
Tight Ends



John Garrison
Offensive Line




Pete Golding
Defensive Coord. /
Linebackers



Randall Joyner
Defensive Line



George McDonald
Pass Game Coord. /
Wide Receivers



Wes Neighbors III
Safeties



Jake Schoonover
Special Teams
Coordinator



Kevin Smith
Running Backs



Charlie Weis Jr.
Offensive Coord. /
Quarterbacks

ALPHABETICAL		
No.	Name	Pos.
49	Eli Acker	OL
37	Austin Acton	RB
20	Josh Aka	WR
40	Jason Albritton	RB
6	Rashad Amos	RB
9	Trey Amos	CB
41	John Ross Ashley	CB
45	Mike Baker	K
26	Katrevrick Banks	CB
19	TJ Banks	CB
34	Tyler Banks	LB
16	Yam Banks	S
56	CJ Barney	LB
13	Cedrick Beavers	CB
97	Kamron Beavers	DT
24	Ulysses Bentley IV	RB
94	Caleb Blankenship	LS
27	Pat Broomfield	CB
75	Kavion Broussard	OL
37	AJ Brown	CB
96	Jamariious Brown	DT
52	Julius Buelow	OL
23	Drew Burnett	WR
92	Chamberlain Campbell	DE
28	Jadon Canady	S
55	Lakendrick Clancy	DT
35	Cam Clark	DE
23	Khari Coleman	LB
36	Raymond Collins	LB
46	Harrison Craig	S
29	Nick Cull	S
55	Preston Cushman	OL
33	Shamaar Darden	S
2	Jaxson Dart	QB
41	Caden Davis	K
43	Dylan Davis	WR
4	Micah Davis	WR
21	Daniel Demery	LB
22	Logan Diggs	RB
6	TJ Dottery	LB
77	Cam East	OL
52	William Echoles	DT
35	Raphael Ekechi	RB
57	Paris Evans	DE
72	Ethan Fields	OL
58	Jude Foster	OL
14	Kam Franklin	DE
32	Chris Graves Jr.	CB
3	Isaiah Hamilton	CB
91	Chris Hardie	DE
42	Jack Harper	TE
9	Tre Harris	WR
51	Zxavian Harris	DT
14	Izaiah Hartrup	WR
46	Salathiel Hemphill	TE
60	Lane Hewett	OL
88	Dillon Hipp	TE
47	Deelay Holmes Jr.	DE
83	Jarnorris Hopson	WR
12	Walker Howard	QB
15	Jared Ivey	DE
42	Andy Jaffe	S
78	Jeremy James	OL
39	Zach Johansen	S
31	Antione Johnson	S
0	Matt Jones	RB
45	Sean Judge	TE
71	Nate Kalepo	OL
32	Torian Kelly	WR
53	Joe Koury	OL
16	Justin Kowalak	QB
19	Cayden Lee	WR
15	AJ Maddox	QB

NUMERICAL							
No.	Name	Pos.	Ht.	Wt.	Yr.	Hometown/Previous School(s)	
0	Matt Jones	RB	5-7	200	JR-2L	Jackson, Miss./Jackson Prep	
1	Princely Umanmielen	DE	6-4	255	SR-TR	Austin, Texas/Manor/Florida	
1	Ayden Williams	WR	6-3	205	SO-1L	Ridgeland, Miss./Ridgeland	
2	Jaxson Dart	QB	6-2	225	SR-2L	Kaysville, Utah/Corner Canyon/USC	
2	Walter Nolen	DT	6-3	305	JR-TR	Powell, Tenn./Powell/Texas A&M	
3	Isaiah Hamilton	CB	6-1	175	SR-TR	Houston, Texas/Channelview/Texas Southern/Houston	
3	Antwane Wells Jr.	WR	6-0	205	SR*-TR	Richmond, Va./Highland Springs/Fork Union/JMU/South Carolina	
4	Suntarine Perkins	DE	6-1	210	SO-1L	Raleigh, Miss./Raleigh	
4	Micah Davis	WR	5-11	185	SR-TR	Atlanta, Ga./Harrison/Air Force/Iowa Western CC/Utah State	
5	John Saunders Jr.	S	6-2	210	SR-1L	High Point, N.C./High Point Christian/Miami (Ohio)	
6	Rashad Amos	RB	6-1	235	SR*-TR	Atlanta, Ga./Sandy Creek/South Carolina/Miami (Ohio)	
6	TJ Dottery	LB	6-1	225	SO-1L	Montgomery, Ala./Montgomery Catholic/Clemson	
7	Louis Moore	S	5-11	200	SR-TR	Mesquite, Texas/Poteet/Navarro College/Indiana	
8	Brandon Turnage	CB	6-1	185	SR-TR	Oxford, Miss./Lafayette/Alabama/Tennessee	
8	Dae'Quan Wright	TE	6-4	255	JR-TR	Perry, Ga./Perry/Virginia Tech	
9	Trey Amos	CB	6-1	190	SR-TR	New Iberia, La./Catholic-New Iberia/Louisiana/Alabama	
9	Tre Harris	WR	6-3	210	SR-1L	Lafayette, La./Comeaux/Louisiana Tech	
11	Chris Paul Jr.	LB	6-1	235	JR-TR	Cordele, Ga./Crisp County/Arkansas	
11	Jordan Watkins	WR	5-11	200	SR-2L	Louisville, Ky./Butler/Louisville	
12	Walker Howard	QB	6-0	190	SO-1L	Lafayette, La./St. Thomas More Catholic/LSU	
12	Fraser Masin	P	6-4	230	SR-2L	Brisbane, Australia/St. Joseph's Nudgee College	
13	Cedrick Beavers	CB	5-10	175	JR-TR	Taylorsville, Miss./Taylorsville/Jones College	
13	Austin Simmons	QB	6-4	215	FR-RS	Miami, Fla./Pahokee	
14	Kam Franklin	DE	6-5	275	FR-HS	Lake Cormorant, Miss./Lake Cormorant	
14	Izaiah Hartrup	WR	6-0	180	SR*-TR	O'Fallon, Mo./Fort Zumwalt North/Southern Illinois	
15	Jared Ivey	DE	6-6	285	SR-2L	Suwanee, Ga./North Gwinnett/Georgia Tech	
15	AJ Maddox	QB	6-1	185	FR-HS	Hattiesburg, Miss./Oak Grove	
16	Yam Banks	S	5-11	210	SR-TR	Ridgeland, Miss./Ridgeland/South Alabama	
16	Justin Kowalak	QB	6-0	205	SO-TR	Crystal Lake, Ill./Crystal Lake South/Eastern Illinois/Northeast Mississippi CC	
16	Braden Waterman	QB	6-3	200	SO-SQ	Bakersfield, Calif./Bakersfield	
17	Richard O'Bryant	CB	5-9	180	JR-2L	Brandon, Miss./Brandon	
17	Devin Price	WR	6-3	195	SR-TR	Bryan-College Station, Texas/A&M Consolidated/Texas A&M/FAU	
19	TJ Banks	CB	6-1	190	FR-HS	Tuscaloosa, Ala./Hillcrest	
19	Cayden Lee	WR	5-11	175	SO-1L	Kennesaw, Ga./Kennesaw Mountain	
20	Josh Aka	WR	5-9	185	SR-1L	Starkville, Miss./Starkville/East Mississippi CC	
20	Anthony Robinson III	S	5-11	195	FR-HS	St. Rose, La./Destrehan	
21	Daniel Demery	LB	5-11	205	FR-RS	Flower Mound, Texas/Parish Episcopal	
21	Henry Parrish Jr.	RB	5-10	185	SR-TR	Goulds, Fla./Christopher Columbus/Ole Miss/Miami	
22	Logan Diggs	RB	6-1	215	SR-TR	Boutte, La./Archbishop Rummel/Notre Dame/LSU	
23	Drew Burnett	WR	6-1	190	SO-2L	Memphis, Tenn./Memphis University School	
23	Khari Coleman	LB	6-1	220	SR-2L	New Orleans, La./G.W. Carver/TCU	
24	Ulysses Bentley IV	RB	5-10	200	SR-2L	Houston, Texas/C.E. King/SMU	
25	Trey Washington	S	5-10	205	SR-3L	Trussville, Ala./Hewitt-Trussville	
26	Katrevrick Banks	CB	6-2	180	FR-HS	Homer, La./Homer	
26	Domonique Thomas	RB	5-9	210	SR*-TR	Ohatcee, Ala./Ohatcee/Union College/Clemson/Georgia State	
27	Pat Broomfield	CB	6-1	155	FR-HS	Clarksdale, Miss./Clarksdale	
28	Jadon Canady	S	5-10	175	JR-RS	Jacksonville, Fla./Sandalwood/Tulane	
29	Nick Cull	S	5-11	180	SO-2L	Donalsonville, Ga./Seminole County	
30	Trip White	LB	6-3	220	SO-2L	Little Rock, Ark./Parkview	
31	Antione Johnson	S	5-10	200	SR-1L	Louisville, Ky./Desales/Thomas More	
31	Calvin Wilson	WR	6-1	195	JR-1L	Thompson's Station, Tenn./Independence	
32	Chris Graves Jr.	CB	6-0	185	SO-1L	Fort Myers, Fla./Bishop Verot/Miami	
32	Torian Kelly	WR	5-11	175	JR-SQ	Ocean Springs, Miss./Ocean Springs	
33	Shamaar Darden	S	6-1	175	FR-HS	Tupelo, Miss./Tupelo	
34	Tyler Banks	LB	6-2	245	JR-2L	Blackstone, Va./Nottoway	
35	Cam Clark	DE	6-3	250	FR-HS	Medina, Tenn./South Gibson	
35	Raphael Ekechi	RB	5-10	195	JR-TR	Tampa, Fla./Tampa Catholic/Golden West College	
36	Raymond Collins	LB	6-1	235	JR-TR	Gulfport, Miss./Harrison Central/Jones College	
37	Austin Acton	RB	5-11	200	FR-RS	Meridian, Miss./Lamar School	
37	AJ Brown	CB	6-1	195	SO-1L	Cordele, Ga./Crisp County	
38	JJ Pegues	DT	6-2	325	SR-2L	Oxford, Miss./Oxford/Auburn	
39	Zach Johansen	S	5-10	205	SO-SQ	Suwanee, Ga./North Gwinnett	
39	Ciaran Pedulla	WR	6-3	205	FR-HS	Edmond, Okla./Edmond Memorial	
40	Jason Albritton	RB	5-9	220	SO-RS	Lithia, Fla./Newsome/USF	
40	Micah Stallworth	CB	5-11	200	FR-HS	Ridgeland, Miss./Jackson Prep	
41	John Ross Ashley	CB	5-11	180	FR-RS	Vestavia Hills, Ala./Vestavia Hills	
41	Caden Davis	K	6-2	210	SR-1L	Coppell, Texas/Coppell/Texas A&M	
42	Jack Harper	TE	6-5	240	FR-HS	Oxford, Miss./Oxford	
42	Andy Jaffe	S	6-0	185	FR-HS	Tampa, Fla./Clearwater Central Catholic	
43	Dylan Davis	WR	6-0	180	FR-RS	Frisco, Texas/Parish Episcopal	
44	Ali Scott	RB	5-10	220	JR-RS	Powder Springs, Ga./McEachern/Grandview	
45	Mike Baker	K	5-9	180	FR-HS	Wilmette, Ill./Loyola Academy	
45	Sean Judge	TE	6-5	220	FR-HS	Attleboro, Mass./Bishop Feehan	

No.	Name	Pos.	Ht.	Wt.	Yr.	Hometown/Previous School(s)
46	Harrison Craig	S	5-11	200	SO-SQ	Collierville, Tenn./Collierville
46	Salathiel Hemphill	TE	6-3	250	SR*-1L	Winona, Miss./Grenada/Jones College
47	Deelay Holmes Jr.	DE	6-0	245	FR-RS	Pahokee, Fla./Pahokee
47	Wyatt Smalley	TE	6-3	215	FR-RS	Milton, Ga./Milton
48	Charlie Pollock	P	6-1	250	JR-1L	Marietta, Ga./Walton/Nevada
48	Mark Trigg Jr.	LB	6-2	200	FR-RS	Roswell, Ga./Roswell
49	Eli Acker	OL	6-5	300	SR-4L	Columbus, Miss./Heritage Academy
50	Jayden Williams	OL	6-4	315	JR-2L	Conway, Ark./Conway
51	Zxavian Harris	DT	6-7	320	JR-2L	Canton, Miss./Germantown
51	Trey Nightingale	OL	6-2	270	FR-HS	Wyckoff, N.J./Saint Joseph Regional
52	Julius Buelow	OL	6-8	320	SR-TR	Kapolei, Hawaii/Kapolei/Washington
52	William Echoles	DT	6-3	310	FR-HS	Houston, Miss./Houston
53	Joe Koury	OL	6-1	290	FR-HS	Madison, Miss./Madison Central
54	Caleb Warren	OL	6-5	305	SR-5L	Louisville, Miss./Nanih Waiya
55	Lakendrick Clancy	DT	6-0	280	FR-HS	Tuscaloosa, Ala./Tuscaloosa County
55	Preston Cushman	OL	6-5	305	SO-2L	St. Petersburg, Fla./Calvary Christian
56	CJ Barney	LB	6-1	220	JR-TR	Madison, Miss./Madison Central/Northeast Mississippi CC
56	Reece McIntyre	OL	6-5	320	SR-5L	Buford, Ga./Buford
57	Paris Evans	DE	6-3	260	FR-HS	Waynesboro, Miss./Wayne County
57	Micah Pettus	OL	6-7	350	JR-2L	Madison, Ala./James Clemens
58	Jude Foster	OL	6-3	305	FR-HS	Baton Rouge, La./Southern Lab
59	Mana Taimani	OL	6-4	345	SR-1L	Antioch, Calif./Clayton Valley Charter/Wyoming/Diablo Valley College
60	Lane Hewett	OL	6-1	320	FR-RS	Ocean Springs, Miss./St. Martin
61	Diego Pounds	OL	6-6	340	JR-TR	Raleigh, N.C./Millbrook/North Carolina
62	Brycen Sanders	OL	6-6	310	FR-RS	Chattanooga, Tenn./Baylor School
65	Gerquan Scott	OL	6-3	320	SR-TR	Mobile, Ala./Davidson/Southern Miss
68	Jack Mills	OL	6-4	320	SO-SQ	Medfield, Mass./Dexter Southfield/Georgetown
71	Nate Kalepo	OL	6-6	335	SR-TR	Renton, Wash./Rainer Beach/Washington
72	Ethan Fields	OL	6-3	320	FR-RS	Geismar, La./Dutchtown
75	Kavion Broussard	OL	6-6	290	FR-HS	New Iberia, La./Zachary
76	John Wayne Oliver	OL	6-5	295	FR-HS	Nashville, Tenn./Christ Presbyterian
77	Cam East	OL	6-7	320	SO-2L	Marrero, La./St. Augustine
78	Jeremy James	OL	6-6	335	SR-5L	Cumming, Ga./North Forsyth
81	Noreel White	WR	6-1	185	FR-HS	Moss Point, Miss./St. Martin
83	Jarnorris Hopson	WR	5-10	200	SO-TR	Tunica, Miss./Horn Lake/Mississippi State/Northwest Mississippi CC
84	Mac Owen	WR	6-0	185	SO-1L	Tunica, Miss./Memphis University School
85	Joshua Pfeifer	WR	6-1	185	JR-1L	Nashville, Tenn./Father Ryan
86	Caden Prieskorn	TE	6-6	255	SR-1L	Lake Orion, Mich./Orchard Lake/Fork Union Military/Memphis
87	Hudson Wolfe	TE	6-6	245	JR-2L	Savannah, Tenn./Hardin County
88	Dillon Hipp	TE	6-5	240	FR-HS	Scottsdale, Ariz./Desert Mountain
89	Jordan Smart	WR	5-10	185	SR-TR	Round Rock, Texas/Round Rock/UTPB/North Texas
90	Jeffery Rush	DT	6-1	265	FR-HS	Pascagoula, Miss./Pascagoula
91	Chris Hardie	DE	6-2	265	SR-TR	Vincent, Ala./Vincent/Jacksonville State
92	Chamberlain Campbell	DE	6-6	240	FR-RS	St. Petersburg, Fla./Lakewood
93	Carter Short	LS	5-9	195	JR-2L	Hoover, Ala./Hoover/Alabama
94	Caleb Blankenship	LS	6-2	220	FR-HS	Ashdown, Ark./Ashdown
94	Tavion Prather	DT	6-3	285	SR*-SQ	Oxford, Miss./Lafayette/Northwest Mississippi CC
95	Akelo Stone	DT	6-2	285	SR*-1L	Savannah, Ga./Jenkins/Georgia Tech
96	Jamarius Brown	DT	6-1	315	FR-RS	Moss Point, Miss./Moss Point
97	Kamron Beavers	DT	6-3	260	FR-HS	Bay Springs, Miss./Bay Springs

Senior* - Has an additional year of eligibility due to the COVID-19 pandemic.

No.	Name	Pos.
12	Fraser Masin	P
56	Reece McIntyre	OL
68	Jack Mills	OL
7	Louis Moore	S
51	Trey Nightingale	OL
2	Walter Nolen	DT
17	Richard O'Bryant	CB
76	John Wayne Oliver	OL
84	Mac Owen	WR
21	Henry Parrish Jr.	RB
11	Chris Paul Jr.	LB
39	Ciaran Pedulla	WR
38	JJ Pegues	DT
4	Suntarine Perkins	DE
57	Micah Pettus	OL
85	Joshua Pfeifer	WR
48	Charlie Pollock	P
61	Diego Pounds	OL
94	Tavion Prather	DT
17	Devin Price	WR
86	Caden Prieskorn	TE
20	Anthony Robinson III	S
90	Jeffery Rush	DT
62	Brycen Sanders	OL
5	John Saunders Jr.	S
44	Ali Scott	RB
65	Gerquan Scott	OL
93	Carter Short	LS
13	Austin Simmons	QB
47	Wyatt Smalley	TE
89	Jordan Smart	WR
40	Micah Stallworth	CB
95	Akelo Stone	DT
59	Mana Taimani	OL
26	Domonique Thomas	RB
48	Mark Trigg Jr.	LB
8	Brandon Turnage	CB
1	Princely Umanmielen	DE
54	Caleb Warren	OL
25	Trey Washington	S
16	Braden Waterman	QB
11	Jordan Watkins	WR
3	Antwane Wells Jr.	WR
81	Noreel White	WR
30	Trip White	LB
1	Ayden Williams	WR
50	Jayden Williams	OL
31	Calvin Wilson	WR
87	Hudson Wolfe	TE
8	Dae'Quan Wright	TE

COACHING STAFF

HEAD COACH: Lane Kiffin (Fresno State, 1998)

RECORD AT OLE MISS AS HEAD COACH (YEARS): 42-18 (5th)

CAREER RECORD AS COLLEGE HEAD COACH (YEARS): 103-52 (13th)

ASSISTANTS COACHES (ALMA MATER, YEAR/RESPONSIBILITIES/YEARS AT OLE MISS):

Bryan Brown (Ole Miss, 2006/Co-Defensive Coordinator/Secondary/1st)

Joe Cox (Georgia, 2009/Co-Offensive Coordinator/Tight Ends/1st)

John Garrison (Nebraska, 2003/Safeties/2nd)

Pete Golding (Delta State, 2005/Defensive Coordinator/Linebackers/2nd) - Press Box

Randall Joyner (SMU, 2014/Defensive Line/4th)

George McDonald (Illinois, 1999/Passing Game Coordinator/Wide Receivers/1st)

Wes Neighbors III (Alabama, 2003/Safeties/2nd)

Jake Schoonover (Missouri Western, 2008/Special Teams Coordinator/2nd)

Kevin Smith (UCF, 2015/Running Backs/4th)

Charlie Weis Jr. (Kansas, 2015/Offensive Coordinator/Quarterbacks/3rd) - Press Box

GRADUATE ASSISTANT COACHES:

Sawyer Jordan (1st Season)

Jake Reiling (1st Season)

Jay Shoop (2nd Season) - Press Box

PRONUNCIATION GUIDE

Eli ACKER	ACK-er	Caden PRIESKORN	PREE-scorn
Josh AKA	ACK-uh	GERQUAN Scott	jyer-QUAN
Julius BUELOW	BYOO-lo	AKELO Stone	uh-KEY-low
KHARI Coleman	ky-REE	MANA TAIMANI	MAHN-uh tie-MAHN-ee
William ECHOLES	ECK-ulls	Princely UMANMIELEN	OO-mÁN-me-Ellen
Nate KALEPO	KAHH-lepp-oh	ANTWANE Wells	AN-twan (goes by Juice)
FRASER MASIN	FRAY-zuhr muh-ZINN	NOREEL White	nor-ELL
LOUIS Moore	LEW-iss		
JJ PEGUES	puh-GEESE		
SUNTARINE Perkins	sun-TARE-in		

DEPTH CHART

OFFENSE

WR	9	Tre Harris (6-3, 210, SR-1L, Lafayette, La., Louisiana Tech)
	4	Micah Davis (5-11, 185, SR-TR, Atlanta, Ga., Utah State)
	81	Noreel White (6-1, 185, FR-HS, Moss Point, Miss., St. Martin)
WR	3	Antwane Wells Jr. (6-0, 205, SR*-TR, Richmond, Va., S. Carolina)
	1	Ayden Williams (6-3, 205, SO-1L, Ridgeland, Miss., Ridgeland)
WR	19	Cayden Lee (5-11, 175, SO-1L, Kennesaw, Ga., Kennesaw Mountain)
	11	Jordan Watkins (5-11, 200, SR-2L, Louisville, Ky., Louisville)
LT	50	Jayden Williams (6-4, 315, JR-2L, Conway, Ark., Conway) -OR-
	61	Diego Pounds (6-6, 340, JR-TR, Raleigh, N.C., North Carolina)
LG	71	Nate Kalepo (6-6, 335, SR-TR, Renton, Wash., Washington) -OR-
	54	Caleb Warren (6-5, 305, SR-5L, Louisville, Miss., Nanih Waiya)
	73	Eli Acker (6-5, 300, SR-4L, Columbus, Miss., Heritage Academy)
C	56	Reece McIntyre (6-5, 320, SR-5L, Buford, Ga., Buford)
	65	Gerquan Scott (6-3, 320, SR-TR, Mobile, Ala., Southern Miss) -OR-
	62	Brycen Sanders (6-6, 310, FR-RS, Chattanooga, Tenn., Baylor School)
RG	52	Julius Buelow (6-8, 320, SR-TR, Kapolei, Hawaii, Washington) -OR-
	78	Jeremy James (6-6, 335, SR-5L, Cumming, Ga., North Forsyth)
RT	57	Micah Pettus (6-7, 350, JR-2L, Madison, Ala., James Clemens)
	55	Preston Cushman (6-5, 305, SO-2L, St. Petersburg, Fla., Calvary Chr.)
TE	86	Caden Prieskorn (6-6, 255, SR-1L, Lake Orion, Mich., Memphis)
	8	Dae'Quan Wright (6-4, 255, JR-TR, Perry, Ga., Virginia Tech)
QB	2	Jaxson Dart (6-2, 225, SR-2L, Kaysville, Utah, USC)
	13	Austin Simmons (6-4, 215, FR-RS, Miami, Fla., Pahokee)
	12	Walker Howard (6-0, 190, SO-1L, Lafayette, La., LSU)
RB	24	Ulysses Bentley IV (5-10, 200, SR-2L, Houston, Texas, SMU) -OR-
	0	Matt Jones (5-7, 200, JR-2L, Jackson, Miss., Jackson Prep) -OR-
	26	Domonique Thomas (5-9, 210, SR*-TR, Ohatchee, Ala., Ga. St.)

SPECIALISTS

KO	41	Caden Davis (6-2, 210, SR-1L, Coppell, Texas, Texas A&M)
	45	Mike Baker (5-9, 180, FR-HS, Wilmette, Ill., Loyola Academy)
PK	41	Caden Davis (6-2, 210, SR-1L, Coppell, Texas, Texas A&M)
	45	Mike Baker (5-9, 180, FR-HS, Wilmette, Ill., Loyola Academy)
P	12	Fraser Masin (6-4, 230, SR-2L, Brisbane, Australia, St. Joseph's Nudgee)
	48	Charlie Pollock (6-1, 250, JR-1L, Marietta, Ga., Nevada)
LS	93	Carter Short (5-9, 195, JR-2L, Hoover, Ala., Alabama)
	94	Caleb Blankenship (6-2, 220, FR-HS, Ashdown, Ark., Ashdown)
H	48	Charlie Pollock (6-1, 250, JR-1L, Marietta, Ga., Nevada)
	12	Fraser Masin (6-4, 230, SR-2L, Brisbane, Australia, St. Joseph's Nudgee)
KR	4	Micah Davis (5-11, 185, SR-TR, Atlanta, Ga., Utah State) -OR-
	24	Ulysses Bentley IV (5-10, 200, SR-2L, Houston, Texas, SMU)
	20	Josh Aka (5-9, 205, SR-1L, Starkville, Miss., East Mississippi CC)
PR	4	Micah Davis (5-11, 185, SR-TR, Atlanta, Ga., Utah State) -OR-
	19	Cayden Lee (5-11, 175, SO-1L, Kennesaw, Ga., Kennesaw Mountain)

DEFENSE

DE	15	Jared Ivey (6-6, 285, SR-2L, Suwanee, Ga., Georgia Tech) -OR-
	4	Suntarine Perkins (6-1, 210, SO-1L, Raleigh, Miss., Raleigh)
	14	Kam Franklin (6-5, 275, FR-HS, Lake Cormorant, Miss., Lake Cormorant)
NT	38	JJ Pegues (6-2, 325, SR-2L, Oxford, Miss., Auburn) -OR-
	95	Akelo Stone (6-2, 285, SR*-1L, Savannah, Ga., Georgia Tech)
	51	Zxavian Harris (6-7, 320, JR-2L, Canton, Miss., Germantown)
DT	2	Walter Nolen (6-3, 305, JR-TR, Powell, Tenn., Texas A&M)
	96	Jamarius Brown (6-1, 315, FR-RS, Moss Point, Miss., Moss Point) -OR-
	52	William Echoles (6-3, 310, FR-HS, Houston, Miss., Houston)
DE	1	Princely Umanmielen (6-4, 255, SR-TR, Austin, Texas, Florida)
	91	Chris Hardie (6-2, 265, SR-TR, Vincent, Ala., Jacksonville State)
OLB	23	Khari Coleman (6-1, 220, SR-2L, New Orleans, La., TCU) -OR-
	11	Chris Paul Jr. (6-1, 235, JR-TR, Cordele, Ga., Arkansas)
MLB	6	TJ Dottery (6-1, 225, SO-1L, Montgomery, Ala., Clemson)
	34	Tyler Banks (6-2, 245, JR-2L, Blackstone, Va., Nottoway)
NB	7	Louis Moore (5-11, 200, SR-TR, Mesquite, Texas, Indiana)
	28	Jadon Canady (5-10, 175, JR-RS, Jacksonville, Fla., Tulane)
SS	5	John Saunders Jr. (6-2, 210, SR-1L, High Point, N.C., Miami OH) -OR-
	16	Yam Banks (5-11, 210, SR-TR, Ridgeland, Miss., South Alabama)
FS	25	Trey Washington (5-10, 205, SR-3L, Trussville, Ala., Hewitt-Trussville)
	16	Yam Banks (5-11, 210, SR-TR, Ridgeland, Miss., South Alabama)
CB	9	Trey Amos (6-1, 190, SR-TR, New Iberia, La., Alabama)
	32	Chris Graves (6-0, 185, SO-1L, Fort Myers, Fla., Miami)
CB	3	Isaiah Hamilton (6-1, 175, SR-TR, Houston, Texas, Houston) -OR-
	8	Brandon Turnage (6-1, 185, SR-TR, Oxford, Miss., Tennessee)
	19	TJ Banks (6-1, 190, FR-HS, Tuscaloosa, Ala., Hillcrest)

Senior* - Has an additional year of eligibility due to the COVID-19 pandemic.

AVAILABILITY REPORTS

For more info on SEC availability reports, visit [SECSports.com/Reports](https://secsports.com/Reports)

THE LAST TIME

THE LAST TIME OLE MISS HAD ...

30 or more first downs	Arkansas, 2024 (30)
500 yards rushing	Auburn, 1951 (515)
400 yards rushing	Arkansas, 2022 (463)
300 yards rushing	LSU, 2023 (317)
200 yards rushing	Georgia Southern, 2024 (219)
500 yards passing	Arkansas, 2024 (562)
400 yards passing	Arkansas, 2024 (562)
300 yards passing	Florida, 2024 (323)
600 yards total offense	Arkansas, 2024 (694)
500 yards total offense	Arkansas, 2024 (694)
90 plays total offense	Texas A&M, 2021 (93)
Four passes intercepted	LSU, 2020 (5)
Four pass interceptions	Boise State, 2014 (4)
10 sacks	Mississippi State, 2008 (11)
15 TFL	Oklahoma, 2024 (15)
10 penalties	LSU, 2024 (12)
100 yards in penalties	LSU, 2024 (110)
50 points	Arkansas, 2024 (63)
99-yard scoring drive	Middle Tennessee, 2024 (11 plays; H. Parrish Jr. 3-yard rush)
90-plus yard scoring drive	Wake Forest, 2024 (96; 11 plays; J. Dart 13-yard rush)

THE LAST TIME OLE MISS HELD ITS OPPONENT TO ...

Less than 10 first downs	Furman, 2024 (7)
10 first downs	Auburn, 2023 (10)
Negative yards rushing	Troy, 2013 (-13)
10 yards (or less) rushing	Tennessee, 2014 (0)
100 yards (or less) rushing	Georgia, 2024 (59)
Zero yards passing	Alabama, 1988
No pass completions	Alabama, 1988
10 yards (or less) passing	Georgia, 1977 (7)
100 yards (or less) passing	ULM, 2023 (66)
Zero yards total offense	Sewanee, 1938
50 yards (or less) total offense	Mississippi State, 2008 (24)
75 yards (or less) total offense	Mississippi State, 2008 (24)
150 yards (or less) total offense	Memphis, 2014 (104)
200 yards (or less) total offense	Georgia Southern, 2024 (195)
No touchdowns	South Carolina, 2024 (3 points)

THE LAST TIME OLE MISS ...

Had two passers throw for 100 yards	Furman, 2024
Had two passers complete 10 passes	(Jaxon Dart 418, Austin Simmons 111)
Had two passers throw for 2+ touchdowns	ULM, 2018
Had three passers throw 1+ touchdowns	(Jordan Ta'amu, 21-24, Matt Corral, 10-10)
Had three runners rush for 100 yards	Mercer, 2023
Had two runners rush for 100 yards	(Jaxon Dart 4, Spencer Sanders 2)
Had three runners rush for 100 yards	UT Martin, 2015
Had two receivers over 100 receiving yards	(Ryan Buchanan 2, Chad Kelly 2, DeVante Kincade 1)
Had three receivers over 100 receiving yards	Arkansas, 2022
Had two receivers over 100 receiving yards	(Quinshon Judkins 214, Zach Evans 207)
Had three receivers over 100 receiving yards	Auburn, 2022
Had two receivers over 100 receiving yards	(Quinshon Judkins 139, Zach Evans 136, Jaxon Dart 115)
Had three receivers over 100 receiving yards	Arkansas, 2024
Had two receivers catch 10 passes	(Jordan Watkins 254, Cayden Lee 127)
Had four receivers catch five passes	ULM, 2018
Completed a pass to at least 10 different receivers	(DaMarkus Lodge 179, A.J. Brown 133, D.K. Metcalf 115)
Had a 100-yard rusher and a 100-yard receiver	Arkansas, 2002
Had two players with 200 all-purpose yards	(Bill Flowers 11, Chris Collins 10)
Had two defenders make 10 tackles	Mississippi State, 2022
Had three defenders make 10 tackles	(Dayton Wade 8, Jordan Watkins 8, Jonathan Mingo 7, Malik Heath 5)
Returned a punt for a TD	Middle Tennessee, 2024 (10)
Returned a kickoff for a TD	LSU, 2024
Returned an interception for a TD	(U. Bentley IV 108 rushing, C. Lee 132 receiving and T. Harris 127 receiving)
Returned two interceptions for TDs	Arkansas, 2022
Recovered a fumble in the endzone for a TD	(Quinshon Judkins 241, Zach Evans 207)
Scored two defensive TDs	Florida, 2024
Recovered four fumbles in a game	(Suntarine Perkins 10, Louis Moore 10)
Blocked a punt	Oklahoma, 2024
Blocked a punt for a TD	(Chris Paul Jr. 12, Suntarine Perkins 11, TJ Dottery 10)
Blocked an opponent's FG attempt	Mercer, 2023 (Jordan Watkins, 70 yards)
Blocked an opponent's FG attempt for a TD	LSU, 2020 (Jerrion Ealy, 100 yards)
Blocked two opponent's FG attempts	Texas A&M, 2021 (A.J. Finley, 52 yards)
Blocked an opponent's FG attempt for a TD	Fresno State, 2015 (Elston, 38 yards; C. Brown, 22 yards)
Scored two defensive TDs	Tulane, 2023 (Jared Ivey, 26 yards)
Recovered four fumbles in a game	Arkansas, 2024 (Princely Umanmielen)
Blocked a punt	SIU, 2018 (Dasher, 88 yards; V. Evans, 56 yards)
Blocked a punt for a TD	Texas A&M, 2012
Blocked an opponent's FG attempt	Georgia Tech, 2022 (Cedric Johnson)
Blocked an opponent's FG attempt for a TD	UCA, 2022 (L. Tennison recovered B. Miller's blocked punt)
Blocked two opponent's FG attempts	Penn State, 2023
Had a punt blocked	(Zxavian Harris blocked Felkins' 51-yard attempt)
Had a punt blocked for a TD	Louisiana Tech, 2007
Had a kickoff returned for a TD	(Brandon Jenkins blocked D. Horwedel's 36-yard attempt, Dustin Mouzon 55-yard return)
Had a punt blocked	Northern Arizona, 2009
Had a punt blocked for a TD	at Alabama, 2023
Had a kickoff returned for a TD	Alabama, 2019
Had a kickoff returned for a TD	Texas Tech, 2022

Had a punt returned for a TD	Alabama, 2019
Had an interception returned for a TD	Baylor, 2022
Had a fumble returned for a TD	Texas A&M, 2019
Missed a PAT kick	Oklahoma, 2024
Had a PAT kick blocked	Auburn, 2016
Had a PAT kick blocked and returned for a two-point conversion	Auburn, 2009
Blocked an opponent's PAT kick	Kentucky, 2022 (Zxavian Harris blocked M. Ruffolo's attempt)
A successful two-point conversion	Penn State, 2023
Had a field goal attempt blocked	(C. Prieskorn pass from J. Dart, 3rd quarter)
Had two field goal attempts blocked	Texas A&M, 2023 (Caden Davis' 41-yard attempt)
Gained a first down off a fake field goal attempt	Kentucky, 2005
Scored a touchdown off a fake field goal attempt	(Robert Bass' 39-yd attempt, Matt Hinkle's 44-yard attempt)
Gained a first down off a fake punt	Georgia, 1995
Recovered an onside kick	Alabama, 2008
Allowed a successful onside kick	(Jason Cook 9-yard pass from Rob Park)
Shut out an opponent	Georgia, 2023
Was shut out	(Fraser Masin 24-yd run)
Played an overtime game	Auburn, 2023
Scored a safety	Georgia Southern, 2024
Scored 2 safeties in the same game	Furman, 2024 (76-0)
Gave up a safety	Arkansas, 2014 (30-0)
Had no turnovers	LSU, 2024 (L, 26-29)
Had no penalties	Kentucky, 2022
Defeated a nationally ranked team	(W. Levis int. grounding in the end zone, hurried by T. Robinson and T. Brown)
Was ranked in top 25	Northern Illinois, 1993 (team)
Ended the year ranked in top 25	Tennessee, 2021
	Arkansas, 2024
	Alabama, 2011
	Georgia, 2024 (28-10: #3 CFP; #2 AP; #2 Coaches)
	Week 14, 2024 (#9 CFP; #15 AP; #16 Coaches)
	2023 (#9 AP; #9 Coaches; #11 CFP)

THE LAST TIME AN OLE MISS PLAYER ...

Rushed 30 times	Quinshon Judkins vs. Penn State, 2023 (34)
Rushed 25 times	Quinshon Judkins vs. Penn State, 2023 (34)
Rushed for 250 yards	Dexter McCluster vs. Tennessee, 2009 (282)
Rushed for 200 yards	Quinshon Judkins and Zach Evans at Arkansas, 2022 (214, 207)
Rushed for 150 yards	Henry Parrish Jr. vs. Middle Tennessee, 2024 (165)
Rushed for 100 yards	Ulysses Bentley IV at LSU, 2024 (108)
Passed for 400 yards	Jaxon Dart at Arkansas, 2024 (515)
Passed for 300 yards	Jaxon Dart at Florida, 2024 (323)
Attempted 50 passes	Jordan Ta'amu vs. Vanderbilt, 2017 (52)
Attempted 40 passes	Jaxon Dart at Florida, 2024 (41)
Attempted 30 passes	Jaxon Dart at Florida, 2024 (41)
Completed 30 passes	Jaxon Dart vs. Mississippi State, 2022 (30)
Completed 20 passes	Jaxon Dart at Florida, 2024 (24)
Passed for 4 or more TDs	Jaxon Dart at Arkansas, 2024 (6)
Accounted for 6 or more TDs	Jaxon Dart at Arkansas, 2024 (6 passing)
Threw 3 or more interceptions	Jaxon Dart vs. Texas Tech, 2022 (3)
Had 400 yards Total Offense	Jaxon Dart at Arkansas, 2024 (562)
Had 300 yards Total Offense	Jaxon Dart at Florida, 2024 (394)
Had 100 yards rushing and passing	Jaxon Dart vs. Georgia Tech, 2023
Had 100 yards rushing and receiving	(136 rushing, 251 passing)
Had 250 All-Purpose Yards	Dexter McCluster vs. Arkansas, 2009
Had 200 All-Purpose Yards	(123 rushing, 137 receiving)
Caught 10 passes	Jordan Watkins at Arkansas, 2024 (254)
Caught 9 passes	Jordan Watkins at Arkansas, 2024 (254)
Had 200 receiving yards	Tre Harris vs. Kentucky, 2024 (11)
Had 100 receiving yards	Dae'Quan Wright at Arkansas, 2024 (9)
Scored 10+ points kicking	Jordan Watkins at Arkansas, 2024 (254)
Scored 4 touchdowns rushing	Jordan Watkins and Cayden Lee at Arkansas, 2024 (254 and 127)
Scored 3 touchdowns rushing	Caden Davis vs. Georgia, 2024 (16)
Scored 2 touchdowns rushing	Henry Parrish Jr. vs. Middle Tennessee, 2024 (4)
Scored 4 touchdowns receiving	Henry Parrish Jr. vs. Middle Tennessee, 2024 (4)
Scored 3 touchdowns receiving	JJ Pegues at South Carolina, 2024 (2)
Scored 2 touchdowns receiving	Jordan Watkins at Arkansas, 2024 (5)
Scored 2 touchdowns receiving	Jordan Watkins at Arkansas, 2024 (5)
Scored 2 touchdowns passing and receiving	Jordan Watkins and Dae'Quan Wright at Arkansas, 2024 (5 and 2)
Scored a touchdown rushing, passing and receiving	Laquon Treadwell at Memphis, 2015
Intercepted 3 passes	Bo Wallace vs. Auburn, 2012
Intercepted 2 passes	Don Price vs. Vanderbilt, 1986 (3)
Forced 3 fumbles	Trey Washington vs. Vanderbilt, 2023 (2)
Recovered 2 fumbles	Rory Johnson vs. Vanderbilt, 2006 (3)
Punted for a 70-yard game average	Kentrell Lockett at Auburn, 2011 (2)
Kicked a 45-yard Field Goal	Bill Smith vs. Southern Miss, 1984 (2-84.5)
Kicked a 50-yard Field Goal	Caden Davis vs. Georgia, 2024 (53)
Kicked five field goals in game	Caden Davis vs. Georgia, 2024 (53)
Kicked four field goals in game	Caden Davis vs. Georgia, 2024 (5)
Kicked three field goals in game	Caden Davis vs. Georgia, 2024 (5)
Had 10 tackles in a game	Caden Davis vs. Georgia, 2024 (5)
Had 15 tackles in a game	Suntarine Perkins and Louis Moore at Florida, 2024 (10, 10)
Had 4 sacks	Dajahn Anthony vs. Mississippi State, 2023 (15)
	Suntarine Perkins vs. Oklahoma, 2024 (4.0)



2024-25 Ole Miss Football
Game Results
All games

Page 1/1
as of Nov 25, 2024

Team Results

	Date	Opponent		Score	Overall	Conf	Time	Attend
	08/31/2024	Furman	W	76-0	1-0	0-0	3:31	66105
	09/07/2024	Middle Tenn.	W	52-3	2-0	0-0	3:28	66427
	09/14/2024	at Wake Forest	W	40-6	3-0	0-0	3:30	32849
	09/21/2024	Ga. Southern	W	52-13	4-0	0-0	3:25	67505
*	09/28/2024	Kentucky	L	17-20	4-1	0-1	3:29	67616
*	10/05/2024	at South Carolina	W	27-3	5-1	1-1	3:40	79837
*	10/12/2024	at LSU	Lot1	26-29	5-2	1-2	4:17	102212
*	10/26/2024	Oklahoma	W	26-14	6-2	2-2	3:44	67926
*	11/02/2024	at Arkansas	W	63-31	7-2	3-2	3:33	72894
*	11/09/2024	Georgia	W	28-10	8-2	4-2	3:19	68126
*	11/23/2024	at Florida	L	17-24	8-3	4-3	3:45	89942



2024-25 Ole Miss Football
Overall Team Statistics
All games

Page 1/2
as of Nov 25, 2024

Team Statistics

	UM	OPP
Scoring	424	153
Points per game	38.5	13.9
Points Off Turnovers	62	16
First Downs	274	209
Rushing	109	70
Passing	149	108
Penalty	16	31
Rushing Yardage	1879	963
Yards gained rushing	2074	1453
Yards lost rushing	195	490
Rushing attempts	416	403
Average per rush	4.5	2.4
Average per game	170.8	87.5
TDs Rushing	25	6
Passing Yardage	3980	2473
Comp-Att-Int	253-373-6	224-369-9
Average per pass	10.7	6.7
Average per catch	15.7	11.0
Average per game	361.8	224.8
TDs Passing	26	10
Total offense	5859	3436
Total plays	789	772
Average per play	7.4	4.5
Average per game	532.6	312.4
Kick returns: #-Yards	7-141	9-141
Punt returns: #-Yards	20-126	7-50
Int returns: #-Yards	9-25	6-10
Kick return average	20.1	15.7
Punt return average	6.3	7.1
Int return average	2.8	1.7
Fumbles-Lost	12-6	17-10
Penalties-Yards	84-851	73-638
Average per game	77.4	58.0
Punts-Yards	28-1300	65-2792
Average per punt	46.4	43.0
Net punt average	43.9	40.2
Kickoffs-Yards	83-5349	39-2468
Average per kick	64.4	63.3
Net kick average	40.7	39.2
Time of possession / game	27:56	32:01
3rd-down conversion	57/139	55/172
3rd-down pct	41%	32%
4rd-down conversion	14/25	14/28



2024-25 Ole Miss Football
Overall Team Statistics
All games

Page 2/2
as of Nov 25, 2024

	UM	OPP
4rd-down pct	56%	50%
Sacks by-Yards	49-317	24-134
Misc Yards	0	0
Touchdowns scored	52	16
Field goals - attempts	21-25	14-17
On-Side kicks	0-0	1-1
Red-zone scores	(42-53) 79%	(20-28) 71%
Red-zone touchdowns	(30-53) 57%	(13-28) 46%
PAT-attempts	(49-51) 96%	(15-15) 100%
2-point conversion-attempts	(0-1) 0%	(0-0) 0%
Attendance	403705	377734
Games / Avg per game	6/67284	5/75547
Neutral site games	-	0/0

Score by Periods

Team	1st	2nd	3rd	4th	OT	TOT
Ole Miss	123	130	115	53	3	424
Opponents	23	64	29	31	6	153



2024-25 Ole Miss Football Individual Statistics All games

Page 1/3
as of Nov 25, 2024

Rushing

Player	gp	att	gain	loss	net	avg	td	lg	avg/g
Henry Parrish Jr.	9	130	686	8	678	5.2	10	42	75.3
Jaxson Dart	11	99	517	142	375	3.8	3	35	34.1
Matt Jones	7	44	239	13	226	5.1	3	46	32.3
Ulysses Bentley IV	11	50	222	9	213	4.3	2	50	19.4
Domonique Thomas	11	34	176	1	175	5.1	1	22	15.9
Rashad Amos	6	9	75	0	75	8.3	0	42	12.5
J.J. Pegues	11	18	56	0	56	3.1	6	10	5.1
Micah Davis	11	11	30	3	27	2.5	0	6	2.5
Jordan Watkins	10	3	22	2	20	6.7	0	19	2.0
Cayden Lee	11	2	18	0	18	9.0	0	13	1.6
Austin Simmons	8	5	21	7	14	2.8	0	9	1.8
Jason Albritton	8	5	8	0	8	1.6	0	3	1.0
Antwane Wells Jr.	11	2	4	3	1	0.5	0	4	0.1
Team	11	4	0	7	-7	-1.8	0	0	-0.6
Total	11	416	2074	195	1879	4.5	25	50	170.8
Opponents	11	403	1453	490	963	2.4	6	42	87.5

Passing

Player	gp	effic	comp-att-int	pct	yds	td	lg	avg/g
Jaxson Dart	11	181.6	235-339-6	69.3	3732	24	75	339.3
Austin Simmons	8	146.6	18-31-0	58.1	248	2	35	31.0
Walker Howard	2	0.0	0-2-0	0.0	0	0	0	0.0
Team	11	0.0	0-1-0	0.0	0	0	0	0.0
Total	11	177.2	253-373-6	67.8	3980	26	75	361.8
Opponents	11	121.1	224-369-9	60.7	2473	10	63	224.8

Receiving

Player	gp	no.	yds	avg	td	lg	avg/g
Tre Harris	8	60	1030	17.2	7	70	128.8
Cayden Lee	11	46	790	17.2	2	58	71.8
Jordan Watkins	10	37	687	18.6	7	75	68.7
Antwane Wells Jr.	11	27	521	19.3	5	66	47.4
Dae'Quan Wright	11	23	304	13.2	3	35	27.6
Caden Prieskorn	11	20	322	16.1	2	46	29.3
Henry Parrish Jr.	9	15	82	5.5	0	16	9.1
Ulysses Bentley IV	11	8	62	7.8	0	31	5.6
Micah Davis	11	5	57	11.4	0	26	5.2
Matt Jones	7	3	13	4.3	0	6	1.9
Ayden Williams	7	3	39	13.0	0	14	5.6
Josh Aka	10	2	19	9.5	0	11	1.9
Noreel White	2	2	34	17.0	0	20	17.0
Drew Burnett	8	1	12	12.0	0	12	1.5
Wyatt Smalley	4	1	8	8.0	0	8	2.0
Total	11	253	3980	15.7	26	75	361.8
Opponents	11	224	2472	11.0	10	63	224.7

Punt Returns

Player	no.	yds	avg	td	lg
Micah Davis	17	102	6.0	0	26
Jordan Watkins	3	24	8.0	0	17
Total	20	126	6.3	0	26
Opponents	7	50	7.1	0	24

Interceptions

Player	no.	yds	avg	td	lg
Trey Amos	3	-1	-0.3	0	0
John Saunders Jr.	3	10	3.3	0	10
Brandon Turnage	1	6	6.0	0	6
Suntarine Perkins	1	0	0.0	0	0
Jamarius Brown	1	10	10.0	0	10
Total	9	25	2.8	0	10
Opponents	6	10	1.7	0	13

Kick Returns

Player	no.	yds	avg	td	lg
Micah Davis	5	113	22.6	0	30
Matt Jones	1	7	7.0	0	7
Dae'Quan Wright	1	21	21.0	0	21
Total	7	141	20.1	0	30
Opponents	9	141	15.7	0	26

Fumbles Recovered

Player	no.	yds	avg	td	lg
Princely Umanmielen	1	0	0.0	1	0
Walter Nolen	2	0	0.0	0	0
Jared Ivey	1	0	0.0	0	0
J.J. Pegues	1	0	0.0	0	0
Chris Paul Jr.	1	0	0.0	0	0
TJ Dottery	1	0	0.0	0	0
Louis Moore	1	0	0.0	0	0
Suntarine Perkins	1	0	0.0	0	0
Total	10	0	0.0	1	0
Opponents	6	0	0.0	0	0



2024-25 Ole Miss Football
Individual Statistics
All games

Page 2/3
as of Nov 25, 2024

Scoring

			PAT						
Player	td	fg	kick	rush	rcv	pass	dxp	saf	pts
Caden Davis	-	21-25	49-51	-	-	-	-	-	112
Henry Parrish Jr.	10	-	-	-	-	-	-	-	60
Tre Harris	7	-	-	-	-	-	-	-	42
Jordan Watkins	7	-	-	-	-	-	-	-	42
J.J. Pegues	6	-	-	-	-	-	-	-	36
Antwane Wells Jr.	5	-	-	-	-	-	-	-	30
Jaxson Dart	3	-	-	-	-	-	-	-	18
Matt Jones	3	-	-	-	-	-	-	-	18
Dae'Quan Wright	3	-	-	-	-	-	-	-	18
Ulysses Bentley IV	2	-	-	-	-	-	-	-	12
Caden Prieskorn	2	-	-	-	-	-	-	-	12
Cayden Lee	2	-	-	-	-	-	-	-	12
Princely Umanmielen	1	-	-	-	-	-	-	-	6
Domonique Thomas	1	-	-	-	-	-	-	-	6
Total	52	21-25	49-51	0	0	0	0	0	424
Opponents	16	14-17	15-15	0	0	0	0	0	153

Total Offense

Player	g	plays	rush	pass	total	avg/g
Jaxson Dart	11	438	375	3732	4107	373.4
Henry Parrish Jr.	9	130	678	0	678	75.3
Austin Simmons	8	36	14	248	262	32.8
Matt Jones	7	44	226	0	226	32.3
Ulysses Bentley IV	11	50	213	0	213	19.4
Domonique Thomas	11	34	175	0	175	15.9
Rashad Amos	6	9	75	0	75	12.5
J.J. Pegues	11	18	56	0	56	5.1
Micah Davis	11	11	27	0	27	2.5
Jordan Watkins	10	3	20	0	20	2.0
Cayden Lee	11	2	18	0	18	1.6
Jason Albritton	8	5	8	0	8	1.0
Antwane Wells Jr.	11	2	1	0	1	0.1
Team	11	0	-7	0	-7	-0.6
Total	11	789	1879	3980	5859	532.6
Opponents	11	772	963	2473	3436	312.4

Field Goals

Player	fg	pct.	01-19	20-29	30-39	40-49	50-99	lg	blk
Caden Davis	21-25	84.0	0-0	5-5	7-9	7-8	2-3	57	0
Opponents	14-17	82.4	0-0	2-2	4-5	6-8	2-2	55	0

Punting

Player	no.	yds	avg	lg	tb	fc	i20	50+	blk
Fraser Masin	28	1300	46.4	65	1	12	13	11	0
Total	28	1300	46.4	65	1	12	13	11	0
Opponents	65	2792	43.0	62	3	26	16	8	0

FG Sequence

Team Name	Ole Miss	Opponents
LSU	32,(49),(35),(37),(57)	(33),(45),46,(41)
Florida	34,(42)	(53)
Ga. Southern	(28)	(42),(33)
South Carolina	(24),(44)	(40),38
Furman	(42),53,(41)	
Middle Tenn.	(33)	(32)
Wake Forest	(26),(33)	(42),(37)
Kentucky	(31),48	(27),(48)
Oklahoma	(35),(42)	
Georgia	(23),(43),(53),(24),(32)	(23)
Arkansas		(55),45

Kickoffs

Player	no.	yds	avg	tb	ob	retn	net	ydl
Caden Davis	81	5226	64.5	70	0			
Mike Baker	2	123	61.5	1	0			
Total	83	5349	64.4	71	0	9	40.7	24
Opponents	39	2468	63.3	30	1	7	39.2	25

Numbers in parentheses indicate field goal was made



2024-25 Ole Miss Football
Individual Statistics
All games

Page 3/3
as of Nov 25, 2024

All Purpose

Player	g	rush	rcv	pr	kr	ir	total	avg/g
Tre Harris	8	0	1030	0	0	0	1030	128.8
Cayden Lee	11	18	790	0	0	0	808	73.5
Henry Parrish Jr.	9	678	82	0	0	0	760	84.4
Jordan Watkins	10	20	687	24	0	0	731	73.1
Antwane Wells Jr.	11	1	521	0	0	0	522	47.5
Jaxson Dart	11	375	0	0	0	0	375	34.1
Dae'Quan Wright	11	0	304	0	21	0	325	29.5
Caden Prieskorn	11	0	322	0	0	0	322	29.3
Micah Davis	11	27	57	102	113	0	299	27.2
Ulysses Bentley IV	11	213	62	0	0	0	275	25.0
Matt Jones	7	226	13	0	7	0	246	35.1
Domonique Thomas	11	175	0	0	0	0	175	15.9
Rashad Amos	6	75	0	0	0	0	75	12.5
J.J. Pegues	11	56	0	0	0	0	56	5.1
Ayden Williams	7	0	39	0	0	0	39	5.6
Noreel White	2	0	34	0	0	0	34	17.0
Josh Aka	10	0	19	0	0	0	19	1.9
Austin Simmons	8	14	0	0	0	0	14	1.8
Drew Burnett	8	0	12	0	0	0	12	1.5
John Saunders Jr.	11	0	0	0	0	10	10	0.9
Jamarius Brown	11	0	0	0	0	10	10	0.9
Jason Albritton	8	8	0	0	0	0	8	1.0
Wyatt Smalley	4	0	8	0	0	0	8	2.0
Brandon Turnage	11	0	0	0	0	6	6	0.5
Trey Amos	11	0	0	0	0	-1	-1	-0.1
Team	11	-7	0	0	0	0	-7	-0.6
Total	11	1879	3980	126	141	25	6151	559.2
Opponents	11	963	2472	50	141	10	3636	330.5



2024-25 Ole Miss Football
Overall Defense Statistics
All games

Page 1/1
as of Nov 25, 2024

Team Defense

			Tackles				Sacks	Pass defense			Fumbles	blkd		
##	Player	gp	ua	a	tot	tfl/yds	no-yds	int-yds	brup	qbh	fr-yds	ff	kick	saf
11	Chris Paul Jr.	11	46	36	82	10-37	2.5-16	.	4	9	1-0	.	.	.
6	TJ Dottery	10	39	31	70	3.5-7	2-3	.	1	4	1-0	1	.	.
4	Suntarine Perkins	11	32	25	57	14-70	10.5-63	1-0	.	8	1-0	.	.	.
25	Trey Washington	11	29	20	49	3-6	.	.	7	2	.	1	.	.
9	Trey Amos	11	34	9	43	2.5-7	.	3--1	12	.	.	1	.	.
5	John Saunders Jr.	11	25	16	41	1.5-3	.	3-10	4	.	.	3	.	.
2	Walter Nolen	11	23	17	40	10.5-41	5-28	.	3	3	2-0	.	.	.
23	Khari Coleman	11	18	21	39	1	.	1	.	.
15	Jared Ivey	10	20	15	35	9.5-70	7-53	.	3	4	1-0	2	.	.
89	J.J. Pegues	11	17	18	35	12-47	3-22	.	1	4	1-0	.	.	.
7	Louis Moore	9	14	19	33	2-5	0.5-2	.	1	.	1-0	.	.	.
28	Jadon Canady	11	18	14	32	2.5-10	.	.	11
1	Princely Umanmielen	10	15	16	31	13-76	10.5-70	.	.	6	1-0	1	.	.
51	Zxavian Harris	11	9	15	24	4-16	1.5-10	.	.	2	.	1	.	.
8	Brandon Turnage	11	17	5	22	1-5	.	1-6	1
16	Yam Banks	11	11	10	21	2-5	.	.	3
3	Isaiah Hamilton	11	12	5	17	1-2	.	.	3
96	Jamarious Brown	11	3	14	17	2-5	0.5-4	1-10	2	2
32	Chris Graves Jr.	11	10	1	11
14	Kam Franklin	6	5	6	11	5-19	2.5-16	.	.	2
95	Akelo Stone	9	5	5	10	1.5-14	1.5-14	.	1
34	Tyler Banks	11	5	4	9	1-5	.	.	.	1
52	William Echoles	7	5	2	7	2-7	0.5-4
91	Chris Hardie	6	4	2	6	3.5-18	1.5-12	.	.	1
29	Nick Cull	11	5	.	5
17	Richard O'Bryant	11	2	1	3	1-1
36	Raymond Collins	3	1	1	2
27	Pat Broomfield	1	.	1	1
19	TJ Banks	7	1	.	1
90	Jeffery Rush	1	.	1	1
47	DeeJay Holmes Jr.	3	.	1	1
31	Antione Johnson	4	.	1	1
30	Trip White	11	1	.	1
3	Antwane Wells Jr.	11	1	.	1
11	Jordan Watkins	10	1	.	1
41	Caden Davis	11	1	.	1
12	Key Lawrence	4	1	.	1
	Totals	11	430	332	762	108-476	49-317	9-25	57	49	10-0	11	0	0
	Opponents	11	435	382	817	64-222	24-134	6-10	39	40	6-0	8	0	0



2024-25 Ole Miss Football
Team Game-by-Game
All games

Page 1/1
as of Nov 25, 2024

Date	Opponent	Rushing				Receiving				Passing				Kick Returns				Punt Returns				tot		
		no.	yds	td	lg	no.	yds	td	lg	cmp	att	int	yds	td	lg	no.	yds	td	lg	no.	yds	td	lg	off
08/31/2024	Furman	37	243	4	46	29	529	6	61	29	45	0	529	6	61	0	0	0	0	4	49	0	26	772
09/07/2024	Middle Tenn.	42	258	6	42	27	397	1	28	27	31	0	397	1	28	1	7	0	7	1	11	0	11	655
09/14/2024	at Wake Forest	45	272	3	25	26	377	2	75	26	34	1	377	2	75	1	21	0	21	1	0	0	0	649
09/21/2024	Ga. Southern	36	219	3	21	23	388	4	70	23	33	1	388	4	70	1	22	0	22	2	19	0	15	607
09/28/2024	Kentucky	29	92	1	17	18	261	1	48	18	27	0	261	1	48	1	15	0	15	2	20	0	17	353
10/05/2024	at South Carolina	41	140	3	19	14	285	0	66	14	27	0	285	0	66	0	0	0	0	2	10	0	7	425
10/12/2024	at LSU	42	180	1	50	24	284	1	47	24	42	1	284	1	47	1	25	0	25	1	1	0	1	464
10/26/2024	Oklahoma	31	69	2	9	22	311	1	35	22	30	0	311	1	35	0	0	0	0	3	9	0	13	380
11/02/2024	at Arkansas	42	132	1	31	28	562	7	66	28	34	0	562	7	66	2	51	0	30	1	6	0	6	694
11/09/2024	Georgia	36	133	1	28	18	263	1	33	18	28	1	263	1	33	0	0	0	0	1	2	0	2	396
11/23/2024	at Florida	35	141	0	35	24	323	2	43	24	42	2	323	2	43	0	0	0	0	2	-1	0	4	464
Ole Miss		416	1879	25	50	253	3980	26	75	253	373	6	3980	26	75	7	141	0	30	20	126	0	26	5859
Opponents		403	963	6	42	224	2472	10	63	224	369	9	2473	10	63	9	141	0	26	7	50	0	24	3436

Ole Miss Averages

Games	Avg/ rush	Avg/ catch	Pass effic	KR avg	PR avg	All purpose avg/game	Total offense avg/game
11	4.5	15.7	177.2	20.1	6.3	559.2	532.6

Date	Opponent	ua	Tackles		tfl-yds	Sacks no-yds	Fumble		Pass Defense			blkd kick	PAT attempts			off		
			a	total			ff	fr-yds	int-yds	qbh	brup		kick	rush	rcv	saf	t/o	pts
08/31/2024	Furman	34	30	64	16.0-62	4-35	0	0-0	1--1	10	4	0	10-10	0	0	0	7	76
09/07/2024	Middle Tenn.	31	38	69	9.0-31	2-14	0	1-0	1-0	5	5	0	7-7	0	0	0	14	52
09/14/2024	at Wake Forest	35	34	69	5.0-27	4-24	1	1-0	1-0	9	8	0	4-5	0	0	0	7	40
09/21/2024	Ga. Southern	46	22	68	13.0-45	3-16	1	1-0	1-6	4	0	0	7-7	0	0	0	10	52
09/28/2024	Kentucky	40	42	82	10.0-55	5-45	1	0-0	0-0	3	7	0	2-2	0	0	0	0	17
10/05/2024	at South Carolina	54	16	70	10.0-38	6-31	0	1-0	1-0	4	5	0	3-3	0	0	0	7	27
10/12/2024	at LSU	30	20	50	3.0-7	0-0	0	0-0	2-10	5	12	0	2-2	0	0	0	0	26
10/26/2024	Oklahoma	58	30	88	15.0-79	9-50	2	2-0	0-0	3	5	0	2-3	0	0	0	0	26
11/02/2024	at Arkansas	36	28	64	13.0-54	8-41	2	2-0	0-0	1	2	0	9-9	0	0	0	7	63
11/09/2024	Georgia	42	22	64	9.0-49	5-40	4	2-0	1-10	5	5	0	1-1	0	0	0	3	28
11/23/2024	at Florida	24	50	74	5.0-29	3-21	0	0-0	1-0	0	4	0	2-2	0	0	0	7	17
Ole Miss		430	332	762	108.0-476	49-317	11	10-0	9-25	49	57	0	49-51	0	0	0	62	424
Opponents		435	382	817	64.0-222	24-134	8	6-0	6-10	40	39	0	15-15	0	0	0	16	153

		Punting										Field Goals			Kickoffs				
Date	Opponent	no.	yds	avg	long	blkd	tb	fc	50+	i20	md-att	long	blkd	no.	yds	avg	tb	ob	
08/31/2024	Furman	2	64	32.0	35	0	0	1	0	0	2-3	42	0	13	843	64.8	12	0	
09/07/2024	Middle Tenn.	0	0	0.0	0	0	0	0	0	0	1-1	33	0	9	562	62.4	6	0	
09/14/2024	at Wake Forest	1	51	51.0	51	0	0	0	1	1	2-2	33	0	8	517	64.6	7	0	
09/21/2024	Ga. Southern	1	39	39.0	39	0	0	0	0	0	1-1	28	0	9	585	65.0	8	0	
09/28/2024	Kentucky	5	229	45.8	50	0	0	4	1	4	1-2	31	0	4	259	64.8	3	0	
10/05/2024	at South Carolina	4	198	49.5	53	0	0	2	3	1	2-2	44	0	6	390	65.0	6	0	
10/12/2024	at LSU	3	138	46.0	55	0	0	2	1	2	4-5	57	0	6	390	65.0	6	0	
10/26/2024	Oklahoma	4	212	53.0	64	0	0	0	2	1	2-2	42	0	6	388	64.7	4	0	
11/02/2024	at Arkansas	2	86	43.0	52	0	1	1	1	1	0-0	0	0	10	650	65.0	9	0	
11/09/2024	Georgia	2	108	54.0	65	0	0	1	1	1	5-5	53	0	8	505	63.1	6	0	
11/23/2024	at Florida	4	175	43.8	54	0	0	1	1	2	1-2	42	0	4	260	65.0	4	0	
Ole Miss		28	1300	46.4	65	0	1	12	11	13	21-25	57	0	83	5349	64.4	71	0	
Opponents		65	2792	43.0	62	0	3	26	8	16	14-17	55	0	39	2468	63.3	30	1	



2024-25 Ole Miss Football Opponents Game-by-Game All games

Page 1/1
as of Nov 25, 2024

Date	Opponent	Rushing				Receiving				Passing				Kick Returns				Punt Returns				tot		
		no.	yds	td	lg	no.	yds	td	lg	cmp	att	int	yds	td	lg	no.	yds	td	lg	no.	yds	td	lg	off
08/31/2024	Furman	30	26	0	19	19	146	0	39	19	34	1	146	0	39	1	15	0	15	0	0	0	0	172
09/07/2024	Middle Tenn.	25	28	0	11	25	250	0	44	25	40	1	250	0	44	3	38	0	14	0	0	0	0	278
09/14/2024	at Wake Forest	32	46	0	14	24	265	0	25	24	42	1	265	0	25	0	0	0	0	0	0	0	0	311
09/21/2024	Ga. Southern	37	38	0	18	23	157	1	31	23	33	1	157	1	31	1	26	0	26	1	0	0	0	195
09/28/2024	Kentucky	47	93	1	17	18	243	1	63	18	28	0	243	1	63	1	14	0	14	0	0	0	0	336
10/05/2024	at South Carolina	43	151	0	30	20	162	0	17	20	33	1	162	0	17	0	0	0	0	1	4	0	4	313
10/12/2024	at LSU	24	84	0	14	22	337	3	46	22	51	2	337	3	46	0	0	0	0	1	6	0	6	421
10/26/2024	Oklahoma	50	147	0	24	22	182	2	20	22	31	0	182	2	20	2	43	0	24	3	30	0	24	329
11/02/2024	at Arkansas	37	127	3	42	21	364	1	44	21	28	0	365	1	45	0	0	0	0	0	0	0	0	492
11/09/2024	Georgia	33	59	1	12	20	186	0	29	20	31	1	186	0	29	1	5	0	5	0	0	0	0	245
11/23/2024	at Florida	45	164	1	17	10	180	2	41	10	18	1	180	2	41	0	0	0	0	1	10	0	10	344
Opponents		403	963	6	42	224	2472	10	63	224	369	9	2473	10	63	9	141	0	26	7	50	0	24	3436
Ole Miss		416	1879	25	50	253	3980	26	75	253	373	6	3980	26	75	7	141	0	30	20	126	0	26	5859

Opponents Averages

Games	Avg/ rush	Avg/ catch	Pass effic	KR avg	PR avg	All purpose avg/game	Total offense avg/game
11	2.4	11.0	121.1	15.7	7.1	330.5	312.4

Date	Opponent	ua	Tackles			Sacks no-yds	Fumble		Pass Defense			blkd kick	PAT attempts			off		
			a	total	tfl-yds		ff	fr-yds	int-yds	qbh	brup		kick	rush	rcv	saf	t/o	pts
08/31/2024	Furman	43	32	75	3.0-11	2-10	0	0-0	0-0	5	5	0	0-0	0	0	0	0	0
09/07/2024	Middle Tenn.	47	34	81	6.0-27	3-17	1	0-0	0-0	1	3	0	0-0	0	0	0	0	3
09/14/2024	at Wake Forest	38	54	92	2.0-9	1-8	1	1-0	1-0	6	2	0	0-0	0	0	0	3	6
09/21/2024	Ga. Southern	40	30	70	3.0-3	0-0	0	0-0	1--3	1	1	0	1-1	0	0	0	0	13
09/28/2024	Kentucky	33	28	61	7.0-25	4-19	1	1-0	0-0	1	2	0	2-2	0	0	0	0	20
10/05/2024	at South Carolina	43	20	63	7.0-18	1-8	2	1-0	0-0	4	5	0	0-0	0	0	0	0	3
10/12/2024	at LSU	46	38	84	9.0-36	6-33	2	1-0	1-0	7	12	0	2-2	0	0	0	3	29
10/26/2024	Oklahoma	38	24	62	9.0-31	1-4	1	1-0	0-0	3	1	0	2-2	0	0	0	0	14
11/02/2024	at Arkansas	36	50	86	3.0-10	1-8	0	0-0	0-0	4	1	0	4-4	0	0	0	0	31
11/09/2024	Georgia	38	26	64	6.0-21	1-6	0	0-0	1-13	4	1	0	1-1	0	0	0	7	10
11/23/2024	at Florida	33	46	79	9.0-31	4-21	0	1-0	2-0	4	6	0	3-3	0	0	0	3	24
Opponents		435	382	817	64.0-222	24-134	8	6-0	6-10	40	39	0	15-15	0	0	0	16	153
Ole Miss		430	332	762	108.0-476	49-317	11	10-0	9-25	49	57	0	49-51	0	0	0	62	424

		Punting										Field Goals			Kickoffs				
Date	Opponent	no.	yds	avg	long	blkd	tb	fc	50+	i20	md-att	long	blkd	no.	yds	avg	tb	ob	
08/31/2024	Furman	12	481	40.1	51	0	0	6	1	3	0-0	0	0	1	65	65.0	1	0	
09/07/2024	Middle Tenn.	6	234	39.0	49	0	0	1	0	2	1-1	32	0	2	92	46.0	0	1	
09/14/2024	at Wake Forest	5	222	44.4	50	0	0	3	1	3	2-2	42	0	3	174	58.0	2	0	
09/21/2024	Ga. Southern	8	327	40.9	49	0	0	3	0	2	2-2	42	0	3	195	65.0	2	0	
09/28/2024	Kentucky	6	247	41.2	53	0	0	4	1	1	2-2	48	0	5	323	64.6	4	0	
10/05/2024	at South Carolina	4	207	51.8	61	0	1	1	2	0	1-2	40	0	2	130	65.0	2	0	
10/12/2024	at LSU	4	168	42.0	44	0	0	2	0	1	3-4	45	0	6	385	64.2	5	0	
10/26/2024	Oklahoma	5	228	45.6	56	0	0	2	2	1	0-0	0	0	3	195	65.0	3	0	
11/02/2024	at Arkansas	4	179	44.8	48	0	0	1	0	0	1-2	55	0	6	389	64.8	3	0	
11/09/2024	Georgia	4	172	43.0	48	0	0	2	0	2	1-1	23	0	3	195	65.0	3	0	
11/23/2024	at Florida	7	327	46.7	62	0	2	1	1	1	1-1	53	0	5	325	65.0	5	0	
Opponents		65	2792	43.0	62	0	3	26	8	16	14-17	55	0	39	2468	63.3	30	1	
Ole Miss		28	1300	46.4	65	0	1	12	11	13	21-25	57	0	83	5349	64.4	71	0	



2024-25 Ole Miss Football
Games Played
All games

Page 1/3
as of Nov 25, 2024

##	Player	GP-GS	Furman	MTSU	WF	GS	UK	SC	LS	OK	AR	UG	UF
0	Matt Jones	7/0	XXX	XXX	XXX	XXX	XXX	XXX	XXX
1	Princely Umanmielen	10/6	START	START	START	START	START	...	XXX	XXX	START	XXX	XXX
1	Ayden Williams	7/1	START	XXX	XXX	XXX	...	XXX	XXX	...	XXX
2	Jaxson Dart	11/11	START	START	START	START	START	START	START	START	START	START	START
2	Walter Nolen	11/11	START	START	START	START	START	START	START	START	START	START	START
3	Antwane Wells Jr.	11/7	XXX	START	START	START	START	START	XXX	XXX	START	START	XXX
3	Isaiah Hamilton	11/2	XXX	XXX	START	START	XXX	XXX	XXX	XXX	XXX	XXX	XXX
4	Micah Davis	11/1	XXX	XXX	XXX	XXX	XXX	XXX	XXX	XXX	XXX	XXX	START
4	Suntarine Perkins	11/6	XXX	XXX	XXX	XXX	XXX	START	START	START	START	START	START
5	John Saunders Jr.	11/11	START	START	START	START	START	START	START	START	START	START	START
6	Rashad Amos	6/0	XXX	XXX	...	XXX	XXX	XXX	...	XXX	...
6	TJ Dottery	10/10	START	START	START	...	START	START	START	START	START	START	START
7	Louis Moore	9/1	XXX	XXX	XXX	START	XXX	XXX	XXX	XXX	XXX
8	Brandon Turnage	11/3	START	START	XXX	XXX	START	XXX	XXX	XXX	XXX	XXX	XXX
8	Dae'Quan Wright	11/4	XXX	XXX	XXX	XXX	XXX	XXX	XXX	START	START	START	START
9	Trey Amos	11/11	START	START	START	START	START	START	START	START	START	START	START
9	Tre Harris	8/8	START	START	START	START	START	START	START	START
11	Jordan Watkins	10/6	...	XXX	XXX	XXX	XXX	START	START	START	START	START	START
11	Chris Paul Jr.	11/10	XXX	START	START	START	START	START	START	START	START	START	START
12	Key Lawrence	4/0	XXX	XXX	XXX	XXX
12	Walker Howard	2/0	XXX	...	XXX
12	Fraser Masin	10/0	XXX	...	XXX	XXX	XXX	XXX	XXX	XXX	XXX	XXX	XXX
13	Austin Simmons	8/0	XXX	XXX	XXX	XXX	XXX	XXX	XXX	XXX
13	Cedrick Beavers	0/0
14	Izaiah Hartrup	0/0
14	Kam Franklin	6/0	XXX	XXX	XXX	XXX	...	XXX	XXX
15	Jared Ivey	10/9	START	START	START	...	START	START	START	START	XXX	START	START
15	AJ Maddox	0/0
16	Yam Banks	11/6	XXX	XXX	XXX	XXX	XXX	START	START	START	START	START	START
16	Justin Kowalak	0/0
16	Braden Waterman	0/0
17	Devin Price	0/0
17	Richard O'Bryant	11/0	XXX	XXX	XXX	XXX	XXX	XXX	XXX	XXX	XXX	XXX	XXX
19	Cayden Lee	11/10	START	START	START	START	START	XXX	START	START	START	START	START
19	TJ Banks	7/0	XXX	XXX	XXX	XXX	XXX	XXX	XXX
20	Josh Aka	10/0	XXX	XXX	XXX	XXX	XXX	...	XXX	XXX	XXX	XXX	XXX
20	Anthony Robinson III	1/0	XXX
21	Henry Parrish Jr.	9/9	START	START	START	START	START	START	START	START	START
21	Daniel Demery	4/0	XXX	XXX	...	XXX	XXX
22	Logan Diggs	0/0
22	Jarell Stinson	7/0	XXX	...	XXX	XXX	XXX	XXX	XXX	XXX
23	Khari Coleman	11/2	START	XXX	XXX	START	XXX	XXX	XXX	XXX	XXX	XXX	XXX
23	Drew Burnett	8/0	XXX	XXX	XXX	XXX	XXX	XXX	XXX	...	XXX
24	Ulysses Bentley IV	11/1	XXX	XXX	XXX	XXX	XXX	XXX	XXX	XXX	XXX	START	XXX
25	Trey Washington	11/11	START	START	START	START	START	START	START	START	START	START	START
26	Domonique Thomas	11/0	XXX	XXX	XXX	XXX	XXX	XXX	XXX	XXX	XXX	XXX	XXX
26	Katrevrick Banks	0/0
27	Pat Broomfield	1/0	XXX
28	Jadon Canady	11/10	START	START	START	XXX	START	START	START	START	START	START	START
29	Nick Cull	11/0	XXX	XXX	XXX	XXX	XXX	XXX	XXX	XXX	XXX	XXX	XXX
30	Trip White	11/0	XXX	XXX	XXX	XXX	XXX	XXX	XXX	XXX	XXX	XXX	XXX
31	Calvin Wilson	0/0
31	Antione Johnson	4/0	XXX	XXX	...	XXX	XXX	...
32	Chris Graves Jr.	11/0	XXX	XXX	XXX	XXX	XXX	XXX	XXX	XXX	XXX	XXX	XXX
32	Torian Kelly	0/0
33	Shamaar Darden	0/0
34	Tyler Banks	11/0	XXX	XXX	XXX	XXX	XXX	XXX	XXX	XXX	XXX	XXX	XXX
35	Cam Clark	0/0
35	Raphael Ekechi	0/0
36	Raymond Collins	3/0	XXX	XXX	XXX



2024-25 Ole Miss Football
Games Played
All games

Page 2/3
as of Nov 25, 2024

##	Player	GP-GS	Furman	MTSU	WF	GS	UK	SC	LS	OK	AR	UG	UF
37	Austin Acton	0/0
37	AJ Brown	1/0	XXX
39	Zach Johansen	0/0
39	Ciaran Pedulla	0/0
40	Jason Albritton	8/0	XXX	XXX	...	XXX	XXX	XXX	XXX	XXX	XXX
40	Micah Stallworth	0/0
41	Caden Davis	11/0	XXX	XXX	XXX	XXX	XXX	XXX	XXX	XXX	XXX	XXX	XXX
41	John Ross Ashley	1/0	XXX
42	Andy Jaffe	9/0	...	XXX	XXX	XXX	XXX	XXX	XXX	XXX	...	XXX	XXX
42	Jack Harper	0/0
43	Dylan Davis	0/0
44	Ali Scott	2/0	XXX	XXX
45	Mike Baker	2/0	XXX	XXX
45	Sean Judge	0/0
46	Harrison Craig	0/0
46	Salathiel Hemphill	5/0	XXX	XXX	XXX	XXX	...	XXX
47	Deejay Holmes Jr.	3/0	XXX	XXX	...	XXX
47	Wyatt Smalley	4/0	XXX	XXX	XXX	XXX
48	Charlie Pollock	11/0	XXX	XXX	XXX	XXX	XXX	XXX	XXX	XXX	XXX	XXX	XXX
48	Mark Trigg Jr.	0/0
49	Eli Acker	11/0	XXX	XXX	XXX	XXX	XXX	XXX	XXX	XXX	XXX	XXX	XXX
50	Jayden Williams	5/4	START	START	START	START	XXX
51	Zxavian Harris	11/3	XXX	XXX	XXX	START	XXX	START	START	XXX	XXX	XXX	XXX
51	Trey Nightingale	0/0
52	Julius Buelow	11/8	XXX	START	START	START	START	START	START	START	START	XXX	XXX
52	William Echoles	7/0	XXX	XXX	XXX	XXX	...	XXX	...	XXX	XXX
53	Joe Koury	2/0	...	XXX	...	XXX
54	Caleb Warren	4/0	XXX	XXX	XXX	XXX
55	Preston Cushman	11/0	XXX	XXX	XXX	XXX	XXX	XXX	XXX	XXX	XXX	XXX	XXX
55	Lakendrick Clancy	0/0
56	Reece McIntyre	11/11	START	START	START	START	START	START	START	START	START	START	START
56	CJ Barney	0/0
57	Micah Pettus	10/10	START	START	START	START	START	START	START	...	START	START	START
57	Paris Evans	0/0
58	Jude Foster	0/0
59	Mana Taimani	4/0	XXX	XXX	...	XXX	XXX
60	Lane Hewett	1/0	...	XXX
61	Diego Pounds	11/7	XXX	XXX	XXX	XXX	START	START	START	START	START	START	START
62	Brycen Sanders	11/0	XXX	XXX	XXX	XXX	XXX	XXX	XXX	XXX	XXX	XXX	XXX
65	Gerquan Scott	8/4	XXX	...	XXX	XXX	XXX	START	START	START	START
68	Jack Mills	0/0
71	Nate Kalepo	10/10	START	START	START	START	START	START	START	START	...	START	START
72	Ethan Fields	3/0	XXX	XXX	...	XXX
75	Kavion Broussard	0/0
76	John Wayne Oliver	0/0
77	Cam East	0/0
78	Jeremy James	5/1	START	XXX	XXX	XXX	XXX
81	Noreel White	2/0	XXX	XXX
83	Jarnorris Hopson	0/0
84	Mac Owen	1/0	XXX
85	Joshua Pfeifer	0/0
86	Caden Prieskorn	11/8	START	START	START	START	START	START	START	START	XXX	XXX	XXX
87	Hudson Wolfe	0/0
88	Dillon Hipp	2/0	XXX	XXX
89	J.J. Pegues	11/9	START	START	START	START	START	XXX	XXX	START	START	START	START
89	Jordan Smart	2/0	XXX	XXX
90	Jeffery Rush	1/0	XXX
91	Chris Hardie	6/0	XXX	XXX	XXX	XXX	...	XXX	XXX
92	Chamberlain Campbell	0/0
93	Carter Short	11/0	XXX	XXX	XXX	XXX	XXX	XXX	XXX	XXX	XXX	XXX	XXX



2024-25 Ole Miss Football
Games Played
All games

Page 3/3
as of Nov 25, 2024

##	Player	GP-GS	Furman	MTSU	WF	GS	UK	SC	LS	OK	AR	UG	UF
94	Tavion Prather	1/0	XXX
94	Caleb Blankenship	0/0
95	Akelo Stone	9/0	XXX	XXX	XXX	XXX	XXX	XXX	XXX	XXX	XXX
96	Jamarious Brown	11/0	XXX	XXX	XXX	XXX	XXX	XXX	XXX	XXX	XXX	XXX	XXX
97	Kamron Beavers	1/0	XXX

INDIVIDUAL GAME-BY-GAME RUSHING

No.	Player	Att-Yds-TD	FURMAN	MTSU	WF	GSU	UK	SCAR	LSU	OU	AR	UGA	UF	MSU
21	Parrish Jr.	130-678-10	8-40-0	14-165-4	22-133-2	13-89-1	13-62-1	21-81-1	14-42-0	15-44-1	10-22-0	DNP	DNP	
2	Dart	99-375-3	6-27-1	6--8-1	6-35-1	5-36-0	13-22-0	8-44-0	15-27-0	8-24-0	10-47-0	8-50-0	14-71-0	
24	Bentley IV	50-213-2	6-23-0	5-13-0	3-17-0	2-9-0	0-0-0	0-0-0	11-107-1	5-5-0	5-11-0	13-28-1	0-0-0	
0	Jones	44-226-3	3-68-2	11-32-1	8-65-0	8-36-0	3-8-0	10-13-0	DNP	DNP	DNP	DNP	1-4-0	
26	Thomas	34-175-1	6-53-0	2-7-0	0-0-0	4-30-1	0-0-0	0-0-0	0-0-0	0-0-0	10-41-0	9-24-0	3-20-0	
38	Pegues	18-56-6	2-12-1	0-0-0	2-4-0	1-1-1	0-0-0	2-2-2	1-5/0	1-1-1	2-3-1	1-9-0	6-19-0	
4	M. Davis	11-27-0	0-0-0	0-0-0	0-0-0	0-0-0	0-0-0	0-0-0	0-0-0	0-0-0	0-0-0	0-0-0	11-27-0	
33	R. Amos	9-75-0	3-10-0	2-45-0	DNP	3-18-0	0-0-0	DNP	DNP	0-0-0	DNP	1-2-0	DNP	
13	Simmons	5-14-0	3-10-0	2-4-0	0-0-0	0-0-0	0-0-0	DNP	DNP	DNP	0-0-0	0-0-0	0-0-0	
40	Albritton	5-8-0	0-0-0	0-0-0	DNP	0-0-0	DNP	DNP	0-0-0	0-0-0	5-8-0	0-0-0	0-0-0	
11	Watkins	3-20-0	DNP	0-0-0	0-0-0	0-0-0	0-0-0	0-0-0	0-0-0	0-0-0	0-0-0	3-20-0	0-0-0	
19	Lee	2-18-0	0-0-0	0-0-0	2-18-0	0-0-0	0-0-0	0-0-0	0-0-0	0-0-0	0-0-0	0-0-0	0-0-0	
3	Wells Jr.	2-1-0	0-0-0	0-0-0	1-4-0	0-0-0	0-0-0	0-0-0	0-0-0	1--3-0	0-0-0	0-0-0	0-0-0	
TOTAL		416-1,879-25	37-243-4	42-258-6	45-272-3	36-219-3	29-92-1	41-140-3	42-180-1	31-69-2	42-132-1	36-134-1	35-141-0	
OPP.		403-963-6	30-26-0	25-28-0	32-46-0	37-38-0	47-93-1	43-151-0	24-84-0	50-147-0	37-127-3	33-59-1	45-164-1	

INDIVIDUAL GAME-BY-GAME PASSING

No.	Player	Comp-Att-Int	FURMAN	MTSU	WF	GSU	UK	SCAR	LSU	OU	AR	UGA	UF	MSU
		Yds-TD												
2	Dart	235-339-6	22-27-0	25-27-0	26-34-1	22-31-1	18-27-0	14-27-0	24-42-1	22-30-0	25-31-0	13-22-1	24-41-2	
		3,732-24	418-5	377-1	377-2	382-4	261-1	285-0	284-1	311-1	515-6	199-1	323-2	
13	Simmons	18-31-0	7-16-0	2-4-0	0-0-0	1-1-0	0-0-0	DNP	DNP	DNP	3-3-0	5-6-0	0-1-1	
		248-2	111-1	20-0	0-0	6-0	0-0				47-1	64-0	0-0	
12	Howard	0-2-0	0-2-0	DNP	0-0-0	DNP	DNP	DNP	DNP	DNP	DNP	DNP	DNP	
		0-0	0-0		0-0									
TOTAL		253-373-6	29-45-0	27-31-0	26-34-1	23-33-1	18-27-0	14-27-0	24-42-1	22-30-0	28-34-0	18-28-1	24-42-2	
		3,980-26	529-6	397-1	377-2	388-4	261-1	285-0	284-1	311-1	562-7	263-1	323-2	
OPP.		224-369-9	20-35-1	25-40-1	24-42-1	23-33-1	18-28-0	20-33-1	22-51-2	22-31-0	21-28-0	20-31-1	10-18-1	
		2,473-10	147-0	250-0	265-0	157-1	243-1	162-0	337-3	182-2	365-1	186-0	180-2	

INDIVIDUAL GAME-BY-GAME RECEIVING

No.	Player	NO-YDS-TD	FURMAN	MTSU	WF	GSU	UK	SCAR	LSU	OU	AR	UGA	UF	MSU
9	Harris	60-1,030-7	8-179-2	9-130-0	10-94-0	11-225-2	11-176-1	3-81-0	7-102-1	DNP	DNP	DNP	1-43-1	
19	Lee	46-790-2	4-78-1	4-64-0	5-83-0	1-31-0	2-19-0	2-22-0	9-132-0	4-59-0	5-127-0	4-81-0	6-94-1	
11	Watkins	37-687-7	DNP	1-28-0	1-75-1	3-36-1	0-0-0	5-72-0	3-25-1	4-59-0	8-254-5	4-68-0	8-70-0	
3	Wells Jr.	27-521-5	2-70-1	6-78-1	3-60-1	3-66-1	0-0-0	3-97-0	0-0-0	3-39-0	3-59-0	3-27-1	1-25-0	
8	Wright	23-304-3	2-15-1	0-0-0	1-33-0	1-14-0	0-0-0	0-0-0	1-9-0	3-54-0	9-99-2	2-23-0	4-57-0	
86	Prieskorn	20-322-2	3-77-1	3-48-0	1-6-0	2-8-0	1-42-0	1-13-0	1-9-0	5-71-1	0-0-0	1-26-0	2-22-0	
21	Parrish Jr.	15-82-0	1-12-0	1-16-0	4-21-0	0-0-0	3-18-0	0-0-0	2-2-0	2-3-0	2-10-0	DNP	DNP	
24	Bentley IV	8-62-0	3-19-0	0-0-0	0-0-0	0-0-0	0-0-0	0-0-0	1-5-0	0-0-0	0-0-0	4-38-0	0-0-0	
4	M. Davis	5-57-0	0-0-0	0-0-0	0-0-0	1-6-0	0-0-0	0-0-0	0-0-0	1-26-0	1-13-0	0-0-0	2-12-0	
1	A. Williams	3-39-0	2-26-0	1-13-0	0-0-0	0-0-0	DNP	DNP	DNP	DNP	0-0-0	DNP	0-0-0	
0	Jones	3-13-0	0-0-0	0-0-0	1-5-0	1-2-0	1-6-0	0-0-0	DNP	DNP	DNP	DNP	0-0-0	
81	N. White	2-34-0	2-34-0	0-0-0	DNP	DNP	DNP	DNP	DNP	DNP	DNP	DNP	DNP	
20	Aka	2-19-0	2-19-0	0-0-0	0-0-0	0-0-0	0-0-0	DNP	0-0-0	0-0-0	0-0-0	0-0-0	0-0-0	
23	Burnett	1-12-0	0-0-0	1-12-0	0-0-0	0-0-0	DNP	DNP	0-0-0	0-0-0	0-0-0	DNP	DNP	
47	Smalley	1-8-0	0-0-0	1-8-0	0-0-0	DNP	DNP	DNP	DNP	DNP	0-0-0	DNP	DNP	
TOTAL		253-3,980-26	29-524-6	27-397-1	26-377-2	23-388-4	18-261-1	14-285-0	24-284-1	22-311-1	28-562-7	18-263-1	24-323-2	
OPP.		224-2,473-10	20-146-0	25-250-0	24-265-0	23-157-1	18-243-1	20-162-0	22-337-3	22-182-2	21-365-1	20-186-0	10-180-2	

INDIVIDUAL GAME-BY-GAME PUNT RETURNS

No.	Player	NO-YDS-LONG	FURMAN	MTSU	WF	GSU	UK	SCAR	LSU	OU	AR	UGA	UF	MSU
4	M. Davis	17-102-26	4-49-26	1-11-11	1-0-0	2-19-15	0-0-0	2-10-7	1-1-1	3-9-13	1-6-6	1-2-2	1--5--5	
11	Watkins	3-24-17	DNP	0-0-0	0-0-0	0-0-0	2-20-17	0-0-0	0-0-0	0-0-0	0-0-0	0-0-0	1-4-4	
TOTAL		20-126-26	4-49-26	1-11-11	1-0-0	2-19-15	2-20-17	2-10-7	1-1-1	3-9-13	1-6-6	1-2-2	2--1-4	
OPP.		7-50-24	0-0-0	0-0-0	0-0-0	1-0-0	0-0-0	1-4-4	1-6-6	3-30-24	0-0-0	0-0-0	1-10-10	

INDIVIDUAL GAME-BY-GAME KICKOFF RETURNS

No.	Player	NO-YDS-LONG	FURMAN	MTSU	WF	GSU	UK	SCAR	LSU	OU	AR	UGA	UF	MSU
4	M. Davis	5-113-30	0-0-0	0-0-0	0-0-0	1-22-22	1-15-15	0-0-0	1-25-25	0-0-0	2-51-20	0-0-0	0-0-0	
8	Wright	1-21-21	0-0-0	0-0-0	1-21-21	0-0-0	0-0-0	0-0-0	0-0-0	0-0-0	0-0-0	0-0-0	0-0-0	
0	Jones	1-7-7	0-0-0	1-7	0-0-0	0-0-0	0-0-0	0-0-0	0-0-0	DNP	0-0-0	0-0-0	0-0-0	
TOTAL		7-141-30	0-0-0	1-7-7	1-21-21	1-22-22	1-15-15	0-0-0	1-25-25	0-0-0	2-51-30	0-0-0	0-0-0	
OPP.		9-141-26	1-15-15	3-38-14	0-0-0	1-26-26	1-14-14	0-0-0	0-0-0	2-43-24	0-0-0	1-5-5	0-0-0	

INDIVIDUAL GAME-BY-GAME TACKLES

NO.	PLAYER	UT-AT-TT TFL/Sack	FURMAN	MTSU	WF	GSU	UK	SCAR	LSU	OU	AR	UGA	UF	MSU
11	Paul Jr.	46-36-82 10.0/2.5	5-3-8 2.5/0.5	2-4-6 1.5/0.0	4-1-5 0.0/0.0	7-3-10 2.0/1.5	2-6-8 1.0/0.5	3-1-4 0.0/0.0	5-2-7 0.0/0.0	6-5-11 1.0/ 0.0	6-0-6 2.0/ 0.0	4-5-9 0.0/0.0	2-6-8 0.0/0.0	
6	Dottery	39-31-70 3.5/2.0	0-1-1 0.0/0.0	4-2-6 0.0/0.0	4-4-8 0.0/0.0	DNP	4-6-10 0.0/0.0	11-2-13 2.0/1.0	2-3-5 0.0/0.0	5-5-10 0.0/0.0	3-2-5 1.5/1.0	5-5-10 0.0/0.0	1-1-2 0.0/0.0	
4	Perkins	32-25-57 14.0/10.5	0-0-0 0.0/0.0	0-3-3 0.5/0.5	2-0-2 1.0/1.0	1-1-2 1.0/0.0	5-1-6 2.0/2.0	6-6-12 2.0/1.0	3-2-5 0.5/0.0	8-3-11 5.0/4.0	2-2-4 0.5/0.5	1-1-2 1.0/1.0	4-6-10 0.5/0.5	
25	Washington	29-20-49 3.0/0.0	0-0-0 0.0/0.0	3-3-6 1.0/0.0	2-3-5 0.0/0.0	0-1-1 0.0/0.0	6-1-7 0.5/0.0	1-1-2 0.0/0.0	5-1-6 1.5/0.0	3-3-6 0.0/0.0	3-3-6 0.0/0.0	6-0-6 0.0/0.0	0-4-0 0.0/0.0	
9	T. Amos	34-9-43 2.5/0.0	2-0-2 1.0/0.0	4-0-4 1.0/0.0	4-0-4 0.0/0.0	6-0-6 0.0/0.0	2-2-4 0.0/0.0	7-1-8 0.0/0.0	1-0-1 0.0/0.0	3-0-3 0.0/0.0	1-2-3 0.0/0.0	3-3-6 0.5/0.0	1-1-2 0.0/0.0	
5	Saunders Jr.	25-16-41 1.5/0.0	3-0-3 0.0/0.0	0-1-1 0.0/0.0	2-2-4 0.0/0.0	4-0-4 0.0/0.0	3-3-6 0.5/0.0	0-0-0 0.0/0.0	0-2-2 0.0/0.0	7-2-9 0.0/0.0	1-3-4 0.0/0.0	3-1-4 1.0/0.0	1-2-3 0.0/0.0	
2	Nolen	23-17-40 10.5/5.0	1-1-2 1.0/0.0	0-2-2 0.0/0.0	2-2-4 0.5/0.0	1-3-4 0.5/0.5	4-3-7 1.0/0.0	4-1-5 3.0/2.0	0-2-2 0.0/0.0	1-0-1 0.0/0.0	2-1-3 1.5/1.5	1-1-2 0.0/0.0	7-1-8 3.0/1.0	
23	Coleman	18-21-39 0.0/0.0	0-1-1 0.0/0.0	1-4-5 0.0/0.0	2-3-5 0.0/0.0	6-3-9 0.0/0.0	0-1-1 0.0/0.0	4-1-5 0.0/0.0	1-0-1 0.0/0.0	4-4-8 0.0/0.0	0-1-1 0.0/0.0	0-0-0 0.0/0.0	0-3-3 0.0/0.0	
15	Ivey	20-15-35 9.5/7.0	0-0-0 0.0/0.0	1-1-2 0.0/0.0	3-3-6 2.0/2.0	DNP	4-1-5 1.0/1.0	3-1-4 2.0/2.0	0-1-1 0.0/0.0	3-1-4 2.0/0.0	0-2-2 0.5/0.0	5-2-7 2.0/2.0	1-3-4 0.0/0.0	
38	Pegues	17-18-35 12.0/3.0	3-1-4 2.0/0.0	1-0-1 1.0/0.0	0-3-3 1.0/0.5	2-1-3 1.0/0.0	1-3-4 0.5/0.0	2-0-2 1.0/0.0	2-2-4 1.0/0.0	4-2-6 3.0/2.0	1-4-5 0.0/0.0	1-0-1 1.0/0.0	0-2-2 0.5/0.5	
7	Moore	14-19-33 2.0/0.5	2-2-4 1.5/0.0	2-2-4 0.0/0.0	2-4-6 0.5/0.5	0-1-1 0.0/0.0	DNP	DNP	1-0-1 0.0/0.0	2-1-3 0.0/0.0	3-2-5 0.0/0.0	0-0-0 0.0/0.0	3-7-10 0.0/0.0	
28	Canady	18-14-32 2.5/0.0	1-1-2 1.5/0.0	2-3-5 0.0/0.0	2-0-2 1.0/0.0	4-0-4 1.0/0.0	2-5-7 0.0/0.0	2-1-3 0.0/0.0	2-0-2 0.0/0.0	0-0-0 0.0/0.0	0-0-0 0.0/0.0	2-0-2 0.0/0.0	1-4-5 0.0/0.0	
1	Umanmielen	15-16-31 13.0/10.5	0-1-1 0.0/0.0	1-1-2 1.0/1.0	0-2-2 0.0/0.0	2-1-3 2.0/1.0	2-3-5 3.0/1.5	DNP	0-0-0 0.0/0.0	3-0-3 2.0/2.0	3-0-3 2.0/2.0	3-2-5 2.0/2.0	1-6-7 1.0/1.0	
51	Z. Harris	9-15-24 4.0/1.5	0-0-0 0.0/0.0	0-3-3 0.5/0.5	0-1-1 0.0/0.0	1-0-1 0.0/0.0	0-5-5 0.5/0.0	2-1-3 0.0/0.0	0-2-2 0.0/0.0	1-1-2 1.0/ 0.0	3-1-4 1.0/1.0	2-0-2 1.0/0.0	0-1-1 0.0/0.0	
8	Turnage	17-5-22 1.0/0.0	1-1-2 0.0/0.0	2-3-5 0.0/0.0	0-0-0 0.0/0.0	4-0-4 1.0/0.0	2-0-2 0.0/0.0	3-0-3 0.0/0.0	4-0-4 0.0/0.0	0-0-0 0.0/0.0	1-1-2 0.0/0.0	0-0-0 0.0/0.0	0-0-0 0.0/0.0	
16	Y. Banks	11-10-21 2.0/0.0	0-1-1 0.0/0.0	2-2-4 1.5/0.0	1-1-2 0.0/0.0	0-1-1 0.0/0.0	0-1-1 0.0/0.0	3-0-3 0.0/0.0	0-0-0 0.0/0.0	2-1-3 0.0/0.0	0-0-0 0.0/0.0	2-2-4 0.5/0.0	1-1-2 0.0/0.0	
3	Hamilton	12-5-17 1.0/0.0	1-1-2 0.0/0.0	0-0-0 0.0/0.0	3-2-5 0.0/0.0	1-1-2 1.0/0.0	3-1-4 0.0/0.0	2-0-2 0.0/0.0	1-0-1 0.0/0.0	2-0-2 0.0/0.0	0-1-1 0.0/0.0	0-0-0 0.0/0.0	0-0-0 0.0/0.0	
96	J. Brown	3-14-17 2.0/0.5	1-4-5 0.0/0.0	0-1-1 0.0/0.0	0-2-2 0.0/0.0	0-3-3 1.0/0.0	0-0-0 0.0/0.0	0-0-0 0.0/0.0	0-1-1 0.0/0.0	0-1-1 0.0/0.0	2-1-3 1.5/0.5	0-0-0 0.0/0.0	0-1-1 0.0/0.0	
32	Graves Jr.	10-1-11 0.0/0.0	2-0-2 0.0/0.0	2-1-3 0.0/0.0	0-0-0 0.0/0.0	0-0-0 0.0/0.0	0-0-0 0.0/0.0	0-0-0 0.0/0.0	1-0-1 0.0/0.0	1-0-1 0.0/0.0	1-0-1 0.0/0.0	3-0-3 0.0/0.0	0-0-0 0.0/0.0	
14	Franklin	5-6-11 5.0/2.5	2-3-5 3.0/1.5	0-1-1 0.0/0.0	1-0-1 0.0/0.0	0-1-1 0.0/0.0	DNP	0-0-0 0.0/0.0	DNP	DNP	2-1-3 2.0/1.0	DNP	DNP	
95	Stone	5-5-10 1.5/1.5	1-1-2 0.5/0.5	1-0-1 0.0/0.0	0-0-0 0.0/0.0	DNP	DNP	0-0-0 0.0/0.0	1-2-3 0.0/0.0	2-1-3 1.0/1.0	0-0-0 0.0/0.0	0-0-0 0.0/0.0	0-1-1 0.0/0.0	
34	Ty. Banks	5-4-9 1.0/0.0	0-0-0 0.0/0.0	2-1-3 1.0/0.0	1-1-2 0.0/0.0	0-2-2 0.0/0.0	0-0-0 0.0/0.0	0-0-0 0.0/0.0	1-0-1 0.0/0.0	0-0-0 0.0/0.0	0-0-0 0.0/0.0	0-0-0 0.0/0.0	1-0-1 0.0/0.0	
52	Echoles	5-2-7 2.0/0.5	3-1-4 0.5/0.0	0-0-0 0.0/0.0	0-0-0 0.0/0.0	1-0-1 1.0/0.0	DNP	1-0-1 0.0/0.0	DNP	0-0-0 0.0/0.0	0-1-1 0.5/0.5	DNP	DNP	
91	Hardie	4-2-6 3.5/1.5	1-2-3 1.5/1.5	0-0-0 0.0/0.0	0-0-0 0.0/0.0	3-0-3 2.0/0.0	DNP	0-0-0 0.0/0.0	DNP	DNP	0-0-0 0.0/0.0	DNP	DNP	
29	Cull	5-0-5 0.0/0.0	2-0-2 0.0/0.0	1-0-1 0.0/0.0	0-0-0 0.0/0.0	0-0-0 0.0/0.0	0-0-0 0.0/0.0	0-0-0 0.0/0.0	0-0-0 0.0/0.0	0-0-0 0.0/0.0	2-0-2 0.0/0.0	0-0-0 0.0/0.0	0-0-0 0.0/0.0	
17	O'Bryant	2-1-3 1.0/0.0	1-1-2 1.0/0.0	0-0-0 0.0/0.0	0-0-0 0.0/0.0	1-0-1 0.0/0.0	0-0-0 0.0/0.0	0-0-0 0.0/0.0	0-0-0 0.0/0.0	0-0-0 0.0/0.0	0-0-0 0.0/0.0	0-0-0 0.0/0.0	0-0-0 0.0/0.0	
36	Collins	1-1-2 0.0/0.0	1-1-2 0.0/0.0	0-0-0 0.0/0.0	DNP	DNP	DNP	DNP	DNP	DNP	DNP	DNP	0-0-0 0.0/0.0	
3	Wells Jr.	1-0-1 0.0/0.0	0-0-0 0.0/0.0	0-0-0 0.0/0.0	0-0-0 0.0/0.0	1-0-1 0.0/0.0	0-0-0 0.0/0.0	0-0-0 0.0/0.0	0-0-0 0.0/0.0	0-0-0 0.0/0.0	0-0-0 0.0/0.0	0-0-0 0.0/0.0	0-0-0 0.0/0.0	
11	Watkins	1-0-1 0.0/0.0	0-0-0 0.0/0.0	0-0-0 0.0/0.0	0-0-0 0.0/0.0	0-0-0 0.0/0.0	0-0-0 0.0/0.0	0-0-0 0.0/0.0	0-0-0 0.0/0.0	0-0-0 0.0/0.0	0-0-0 0.0/0.0	1-0-1 0.0/0.0	0-0-0 0.0/0.0	
12	Lawrence	1-0-1 0.0/0.0	DNP	DNP	0-0-0 0.0/0.0	1-0-1 0.0/0.0	0-0-0 0.0/0.0	0-0-0 0.0/0.0	DNP	DNP	DNP	DNP	DNP	
19	TJ Banks	1-0-1 0.0/0.0	1-0-1 0.0/0.0	0-0-0 0.0/0.0	DNP	DNP	DNP	DNP	0-0-0 0.0/0.0	0-0-0 0.0/0.0	0-0-0 0.0/0.0	0-0-0 0.0/0.0	DNP	
30	T. White	1-0-1 0.0/0.0	1-0-1 0.0/0.0	0-0-0 0.0/0.0	0-0-0 0.0/0.0	0-0-0 0.0/0.0	0-0-0 0.0/0.0	0-0-0 0.0/0.0	0-0-0 0.0/0.0	0-0-0 0.0/0.0	0-0-0 0.0/0.0	0-0-0 0.0/0.0	0-0-0 0.0/0.0	
41	C. Davis	1-0-1 0.0/0.0	0-0-0 0.0/0.0	0-0-0 0.0/0.0	0-0-0 0.0/0.0	0-0-0 0.0/0.0	0-0-0 0.0/0.0	0-0-0 0.0/0.0	0-0-0 0.0/0.0	1-0-1 0.0/0.0	0-0-0 0.0/0.0	0-0-0 0.0/0.0	0-0-0 0.0/0.0	
27	Broomfield	0-1-1 0.0/0.0	0-1-1 0.0/0.0	DNP	DNP	DNP	DNP	DNP	DNP	DNP	DNP	DNP	DNP	
33	Johnson	0-1-1 0.0/0.0	0-1-1 0.0/0.0	DNP	DNP	DNP	DNP	DNP	0-0-0 0.0/0.0	DNP	0-0-0 0.0/0.0	0-0-0 0.0/0.0	DNP	
47	Holmes Jr.	0-1-1 0.0/0.0	0-1-1 0.0/0.0	0-0-0 0.0/0.0	DNP	0-0-0 0.0/0.0	DNP	DNP	DNP	DNP	DNP	DNP	DNP	
90	Rush	0-1-1 0.0/0.0	0-1-1 0.0/0.0	DNP	DNP	DNP	DNP	DNP	DNP	DNP	DNP	DNP	DNP	
	Total	430-332-762 108.0/49.0	34-30-64 16.0/4.0	31-38-69 9.0/2.0	35-34-69 5.0/4.0	46-22-68 13.0/3.0	40-42-82 10.0/5.0	54-16-70 10.0/6.0	30-20-50 3.0/0.0	58-30-88 15.0/10.0	35-28-63 13.0/8.0	42-22-64 9.0/5.0	24-50-74 5.0/3.0	
	Opp.	435-382-817 64.0/24.0	43-32-75 3.0/2.0	47-34-81 6.0/3.0	38-54-92 2.0/1.0	40-30-70 3.0/0.0	33-28-61 7.0/4.0	43-20-63 7.0/1.0	38-24-62 9.0/6.0	46-38-84 9.0/1.0	38-24-62 3.0/1.0	36-50-86 6.0/1.0	33-46-79 9.0/4.0	

SCORING DRIVES

vs. Furman					
Started at	Plays	Yards	Time	Result	
Ole Miss 25	8	75	3:07	TD	
Ole Miss 10	2	90	0:36	TD	
Furman 46	10	46	2:57	TD	
Furman 45	5	20	1:26	FG	
Ole Miss 37	7	63	3:22	TD	
Ole Miss 19	2	81	0:54	TD	
Ole Miss 39	1	61	0:09	TD	
Ole Miss 42	7	58	2:16	TD	
Furman 35	1	35	0:07	TD	
Ole Miss 48	4	52	1:02	TD	
Ole Miss 27	8	73	2:55	TD	
Ole Miss 22	9	55	2:33	FG	

vs. Middle Tennessee					
Started at	Plays	Yards	Time	Result	
Ole Miss 35	8	50	3:30	FG	
Ole Miss 45	4	55	0:53	TD	
Ole Miss 40	9	60	4:02	TD	
Ole Miss 22	8	78	2:14	TD	
Ole Miss 1	11	99	4:14	TD	
Ole Miss 20	6	80	2:09	TD	
MTSU 14	4	14	1:55	TD	
Ole Miss 6	9	94	2:54	TD	

at Wake Forest					
Started at	Plays	Yards	Time	Result	
Ole Miss 25	5	75	1:23	TD	
Ole Miss 25	2	75	0:34	TD	
Ole Miss 37	7	63	1:56	TD	
Ole Miss 14	16	70	6:17	FG	
Ole Miss 4	11	96	4:49	TD	
Ole Miss 15	13	76	5:53	FG	
Wake Forest 44	3	44	0:59	TD	

vs. Georgia Southern					
Started at	Plays	Yards	Time	Result	
Ole Miss 25	2	75	0:31	TD	
Georgia Southern 8	4	-2	1:07	FG	
Ole Miss 20	14	80	6:07	TD	
Ole Miss 24	2	76	0:35	TD	
Georgia Southern 40	9	40	4:13	TD	
Ole Miss 30	6	70	2:25	TD	
Ole Miss 25	3	75	0:44	TD	
Georgia Southern 47	5	47	1:43	TD	

vs. Kentucky					
Started at	Plays	Yards	Time	Result	
Ole Miss 17	6	83	2:05	TD	
Ole Miss 35	10	51	3:08	FG	
Ole Miss 39	6	61	2:01	TD	

at South Carolina					
Started at	Plays	Yards	Time	Result	
South Carolina 36	5	36	1:36	TD	
Ole Miss 41	8	59	3:07	TD	
Ole Miss 25	8	68	2:52	FG	
Ole Miss 41	6	59	1:15	TD	
Ole Miss 20	9	53	2:21	FG	

at LSU					
Started at	Plays	Yards	Time	Result	
Ole Miss 17	6	51	2:32	FG	
Ole Miss 41	4	59	1:08	TD	
Ole Miss 25	11	75	3:51	TD	
Ole Miss 28	10	54	4:41	FG	
Ole Miss 27	7	54	3:07	FG	
LSU 25	4	-15	0:00	FG	

vs. Oklahoma					
Started at	Plays	Yards	Time	Result	
Ole Miss 25	6	75	2:24	TD	
Ole Miss 15	10	68	4:25	FG	
Ole Miss 35	8	65	3:32	TD	
Ole Miss 17	7	83	2:50	TD	
Ole Miss 33	6	43	2:02	FG	

at Arkansas					
Started at	Plays	Yards	Time	Result	
Ole Miss 25	11	60	3:51	TD	
Ole Miss 38	1	62	0:08	TD	
Ole Miss 32	2	68	0:37	TD	
Ole Miss 27	8	73	1:13	TD	
Ole Miss 25	7	75	3:00	TD	
Ole Miss 21	6	79	2:42	TD	
Ole Miss 36	2	64	0:46	TD	
Ole Miss 20	10	80	5:36	TD	

vs. Georgia					
Started at	Plays	Yards	Time	Result	
Ole Miss 25	10	75	3:39	TD	
Ole Miss 50	6	44	2:04	FG	
Ole Miss 23	9	51	4:08	FG	
Ole Miss 1	10	63	4:19	FG	
Ole Miss 25	8	75	3:34	TD	
Ole Miss 25	10	68	4:00	FG	
Georgia 19	4	5	1:57	FG	

at Florida					
Started at	Plays	Yards	Time	Result	
Ole Miss 25	7	75	2:55	TD	
Ole Miss 45	5	55	2:16	TD	
Ole Miss 48	7	27	3:34	FG	

CHARTING THE BIG PLAYS

— PASSING —						
Player	10-19	20-29	30-39	40-49	50+	Total
Dart	66	31	17	7	10	131
Simmons	11	3	1	0	0	15
TOTAL	77	34	18	7	10	146

— RUSHING —						
Player	10-19	20-29	30-39	40-49	50+	Total
Parrish Jr.	19	4	0	1	0	24
Dart	16	3	2	0	0	21
Jones	4	0	1	0	0	5
Thomas	2	2	0	0	0	4
Bentley IV	2	0	0	0	1	3
R. Amos	1	0	0	1	0	2
Lee	1	0	0	0	0	1
Pegues	1	0	0	0	0	1
Watkins	1	0	0	0	0	1
TOTAL	47	9	3	2	1	62

— RECEIVING —						
Player	10-19	20-29	30-39	40-49	50+	Total
Harris	18	3	6	4	3	34
Lee	11	15	4	0	1	31
Watkins	9	4	2	1	4	20
Wells	9	6	3	0	2	20
Prieskorn	9	3	0	2	0	14
Wright	10	1	2	0	0	13
Davis	2	1	0	0	0	3
Williams	3	0	0	0	0	3
Bentley IV	1	0	1	0	0	2
Parrish Jr.	2	0	0	0	0	2
White	1	1	0	0	0	2
Aka	1	0	0	0	0	1
Burnett	1	0	0	0	0	1
TOTAL	77	34	18	7	10	146

IN THE RED ZONE

Game	Chances	TD	FG	TO	Downs	Missed FG	Half
Furman	5	4	0	0	1	0	0
Middle Tennessee	8	7	1	0	0	0	0
Wake Forest	4	1	2	1	0	0	0
Georgia Southern	5	4	1	0	0	0	0
Kentucky	3	1	1	1	0	0	0
South Carolina	4	3	1	0	0	0	0
LSU	6	1	2	1	1	1	0
Oklahoma	4	2	1	0	1	0	0
Arkansas	6	5	0	0	1	0	0
Georgia	5	2	3	0	0	0	0
Florida	3	0	0	0	2	1	0
Mississippi State							
Totals	53	30	12	3	6	2	0
Opp. Totals	28	13	7	2	5	1	0
Ole Miss Scoring Percentage: 79.2% (42 of 53)							Ole Miss Points Scored: 245
Opponents Scoring Percentage: 71.4% (20 of 28)							Opponents Points Scored: 112

GAME ONE
#6 OLE MISS 76, FURMAN 0

Aug. 31, 2024

Attendance: 66,105 • Vaught-Hemingway Stadium • Oxford, Miss.



OXFORD, Miss. — Lane Kiffin's No. 6 Rebels dominated Furman from start to finish in a 76-0 in Ole Miss' 2024 season opener. The Rebels' 76 points were the most in a single game in the Lane Kiffin era and tied for the most since 1935.

Ole Miss outgained Furman by an even 600 yards: 772-172. The Rebels totaled 529 yards through the air and 243 on the ground while holding the Paladins to just 146 and 26, respectively. The 772 yards of total offense were the second-highest total in program history.

Dart put up a full game's worth of stats in just one half. He was 22-for-27 with 445 total yards, six total touchdowns and no interceptions at halftime, and Ole Miss led 52-0 at the break, allowing the Heisman candidate to check out early. Dart became the first SEC QB since Joe Burrow in 2019 with more than 350 passing yards in a half, tallying 418 through the air.

Tre Harris led the way on the receiving end with 179 yards and two touchdowns on eight receptions. Cayden Lee, Caden Prieskorn, Antwane Wells Jr. and Dae'Quan Wright all hauled in touchdown passes as well.

On the ground, Ole Miss averaged 6.6 yards per carry with Matt Jones leading the way at 68 yards and two TDs on just three touches.

Ole Miss' defense didn't allow a single red zone appearance and held Furman to 3-for-17 on third downs attempts. It's the first time since 2014 that the Rebel defense held a team to under 10 first downs. The Rebel offense amassed 37 first downs, while the defense yielded just eight.

Furman	0	0	0	0	0
Ole Miss	24	28	21	3	76
1st Quarter					FUR-OM
11:53 OM	J. Dart 15 yd run (C. Davis kick)				0-7
8:07 OM	A. Wells 61 yd pass from J. Dart (C. Davis kick)				0-14
4:39 OM	J. Pegues 2 yd run (C. Davis kick)				0-21
0:58 OM	C. Davis 42 yd field goal				0-24
2nd Quarter					
11:27 OM	D. Wright 4 yd pass from J. Dart (C. Davis kick)				0-31
8:00 OM	C. Prieskorn 46 yd pass from J. Dart (C. Davis kick)				0-38
6:18 OM	T. Harris 61 yd pass from J. Dart (C. Davis kick)				0-45
1:34 OM	T. Harris 22 yd pass from J. Dart (C. Davis kick)				0-52
3rd Quarter					
12:49 OM	C. Lee 35 yd pass from J. Dart (C. Davis kick)				0-59
4:46 OM	M. Jones 17 yd run (C. Davis kick)				0-66
0:16 OM	M. Jones 46 yd run (C. Davis kick)				0-73
4th Quarter					
11:42 OM	C. Davis 41 yd field goal				0-76

Team Stats	FUR	OM	Individual Leaders
First Downs	7	37	Rushing
Rushes-Yards	30-26	37-243	FUR: M. Hicks, 6-23
Passing Yards	146	529	OM: M. Jones, 3-68 (2 TDs)
Comp.-Att.-Int.	19-34-1	29-45-0	Passing
Total Plays-Yards	65-172	82-772	C. Jones 15-25-119
Fumbles-Lost	1-0	0-0	OM: J. Dart, 22-27-315 (5 TDs)
Penalties-Yards	10-84	3-35	A. Simmons, 7-16-111 (1 TD)
Punt Returns-Avg.	0-0.0	4-12.2	Receiving
KO Returns-Avg.	1-15.0	0-0.0	FUR: Joshua Harris, 3-59
Interceptions	0	1	OM: T. Harris, 8-179 (2 TDs)
Possession Time	30:50	29:10	J. Watkins, 4-78 (1 TD)
3rd Down Conv.	3-17	8-14	
4th Down Conv.	0-2	1-2	

GAME TWO
#5 OLE MISS 52, MIDDLE TENNESSEE 3

Sept. 7, 2024

Attendance: 66,427 • Vaught-Hemingway Stadium • Oxford, Miss.



OXFORD, Miss. — Jaxon Dart made Ole Miss history through the air, Henry Parrish Jr. had a four-touchdown day on the ground and the No. 5 Rebels rolled once again, dominating Middle Tennessee 52-3 to start the 2024 season at 2-0.

Dart completed 24 straight passes to set an Ole Miss record and finish just two completions shy of the single-game NCAA mark. Prior to Dart's assault on the record book, the story was the ground game, where Parrish burned the Blue Raiders for 165 yards and four scores on just 14 carries.

Ole Miss outgained Middle Tennessee 655 to 279 in its 24th 600-yard game under head coach Lane Kiffin. The balanced Rebel attack notched 397 yards through the air and 258 on the ground. The Rebel defense has not allowed a touchdown in two games to start the year and held the Blue Raiders to just 28 yards rushing at a rate of 1.1 yards per carry.

Dart finished 25-for-27 for 377 yards and two total touchdowns, one rushing and one passing. Tre Harris continued his Biletnikoff Award campaign with a team-high nine receptions for 130 yards. Antwane Wells Jr. caught his first touchdown pass as a Rebel and totaled 78 yards as one of nine Rebels with a reception on the day. Parrish averaged 11.8 yards per carry on 165 yards to lead the ground game, while Matt Jones added in his third rushing TD of the season.

Chris Paul Jr., TJ Dottery and Trey Washington tied for the team lead with six tackles apiece. Yam Banks matched Paul with a team-high 1.5 tackles for loss. Banks and Washington each added a pass breakup, while Jadon Canady led that category with two deflections. John Saunders Jr. pulled down the game's lone interception, while Princely Umanmielen logged his first sack in an Ole Miss uniform, in addition to a team-high two QB hurries.

Middle Tennessee	0	3	0	0	3
Ole Miss	17	14	14	7	52
1st Quarter					MT-OM
11:30 OM	C. Davis 33 yd field goal				0-3
8:22 OM	H. Parrish Jr. 11 yd run (C. Davis kick)				0-10
2:10 OM	H. Parrish Jr. 11 yd run (C. Davis kick)				0-17
2nd Quarter					
10:52 OM	J. Dart 3 yd run (C. Davis kick)				0-24
3:07 OM	H. Parrish Jr. 3 yd run (C. Davis kick)				0-31
0:15 MTSU	Z. Rankin 32 yd field goal				3-31
3rd Quarter					
6:00 OM	M. Jones 9 yd run (C. Davis kick)				3-38
3:10 OM	H. Parrish Jr. 1 yd run (C. Davis kick)				3-45
4th Quarter					
9:44 OM	A. Wells Jr. 18 yd pass from J. Dart (C. Davis kick)				3-52

Team Stats	MTSU	OM	Individual Leaders
First Downs	18	34	Rushing
Rushes-Yards	25-28	42-258	MTSU: T. Wilkins, 7-19
Passing Yards	250	397	OM: H. Parrish Jr., 14-165 (4 TDs)
Comp.-Att.-Int.	25-41-1	27-31-0	M. Jones, 11-32 (1 TD)
Total Plays-Yards	65-278	73-655	Passing
Fumbles-Lost	1-1	1-0	MTSU: N. Vattiato, 21-33-209
Penalties-Yards	8-58	8-80	OM: J. Dart, 25-27-377 (1 TD)
Punt Returns-Avg.	0-0.0	1-11.0	Receiving
KO Returns-Avg.	3-12.7	1-7.0	MTSU: H. Willis, 6-93
Interceptions	0	1	OM: T. Harris, 9-130
Possession Time	33:03	26:57	A. Wells Jr., 6-78 (1 TD)
3rd Down Conv.	4-14	7-9	
4th Down Conv.	1-2	0-1	

GAME THREE #5 OLE MISS 40, WAKE FOREST 6

Sept. 14, 2024

Attendance: 32,849 • Allegacy Stadium • Winston-Salem, N.C.



WINSTON-SALEM, N.C. — A myriad of miscues kept Wake Forest in the game, but it was never in doubt as No. 5 Ole Miss was dominant once again in a 40-6 victory in its first road trip of the 2024 season.

Ole Miss raced out a 20-3 lead in the first quarter and never looked back, but it wasn't a perfect outing from Lane Kiffin's Rebels, who were penalized 11 times for 114 yards and turned the ball over twice.

Despite an uncharacteristic number of mistakes, the Rebels still thoroughly controlled the action, outgaining the Demon Deacons 650-311, including just 46 yards rushing by the home team. The Ole Miss defense also forced two turnovers of its own, as well as two turnovers on downs, and held its opponent out of the end zone for the third straight game to start the season as the Rebels have now outscored their opponents 168-9.

Jaxson Dart posted Heisman Trophy numbers once again, going 26-for-34 through the air with 413 total yards (377 pass, 36 rush) and three total touchdowns. Henry Parrish Jr. stayed hot on the ground, amassing 148 yards and two touchdowns on 23 carries (6.4 YPC). Tre Harris also continued his Biletnikoff Award-worthy pace, leading Ole Miss with 127 receiving yards and 11 catches. Cayden Lee was next with five receptions for 83 yards, while Antwane Wells Jr. and Jordan Watkins each had long touchdown catches.

TJ Dottery was Ole Miss' leading tackler on the day with eight stops. Louis Moore and Jared Ivey were next with six apiece. Ivey added two sacks and a QB hurry, while Moore shared a sack and recovered a fumble. Santarine Perkins had an interception and a sack. JJ Pegues combined on a sack, had two QB hurries and a first-down run for good measure.

Ole Miss	20	3	7	10	40
Wake Forest	3	3	0	0	6
1st Quarter					OM-WF
13:37	OM	H. Parrish Jr. 25 yd run (C. Davis kick)			7-0
5:22	WF	M. Dennis 42 yd field goal			7-3
4:48	OM	J. Watkins 75 yd pass from J. Dart (C. Davis kick)			14-3
1:55	OM	H. Parrish Jr. 22 yd run (C. Davis kick no good)			20-3
2nd Quarter					
4:44	OM	C. Davis 33 yd field goal			23-3
0:13	WF	M. Dennis 37 yd field goal			23-6
3rd Quarter					
3:39	OM	J. Dart 13 yd run (C. Davis kick)			30-6
4th Quarter					
8:02	OM	C. Davis 26 yd field goal			33-6
6:27	OM	A. Wells Jr. 31 yd pass from J. Dart (C. Davis kick)			40-6

Team Stats	OM	WF	Individual Leaders
First Downs	33	21	Rushing
Rushes-Yards	45-273	32-46	OM: H. Parrish Jr., 22-133 (1 TD)
Passing Yards	377	265	M. Jones, 8-65
Comp.-Att.-Int.	26-34-1	24-42-1	WF: T. Clark, 8-41
Total Plays-Yards	79-650	74-311	Passing
Fumbles-Lost	2-1	2-1	OM: J. Dart, 26-34-377 (2 TDs)
Penalties-Yards	11-114	6-60	WF: H. Bachmeier, 22-39-239
Punt Returns-Avg.	1-0.0	0-0.0	Receiving
KO Returns-Avg.	1-21.0	0-0.0	OM: T. Harris, 10-94
Interceptions	1	1	C. Lee, 5-83
Possession Time	30:39	29:21	WF: T. Morin, 5-77
3rd Down Conv.	5-10	4-17	
4th Down Conv.	2-2	2-4	

GAME FOUR #5 OLE MISS 52, GEORGIA SOUTHERN 13

Sept. 21, 2024

Attendance: 67,505 • Vaught-Hemingway Stadium • Oxford, Miss.



OXFORD, Miss. — The No. 5 Ole Miss football team closed out a perfect 4-0 non-conference schedule with a dominant 52-13 win over Georgia Southern in front of a record crowd of 67,505 at Vaught-Hemingway Stadium.

Ole Miss outgained Georgia Southern 607-194 on the night, holding the Eagles to just 37 yards rushing and 157 passing. The yellow flags were a thorn in Ole Miss' side for the second straight week as the Rebels overcame 11 penalties for 133 yards for a still-decisive victory.

Lane Kiffin's Rebels have outscored their opponents 220-22 through four games. The Ole Miss defense yielded its first touchdown of the 2024 campaign early in the second quarter. The Rebels went 195:47 of game time before allowing their first TD of the season, the program's most consecutive game time without allowing a touchdown since 1959.

Jaxson Dart continued his Heisman Trophy-caliber pace, going 22-for-31 through the air for 382 yards and four touchdowns, adding 36 yards on the ground. Tre Harris was unstoppable as he finished 23 yards shy of the program's single-game receiving record, catching 11 passes for 225 yards and two touchdowns. Henry Parrish Jr. once again led the ground game, tallying 89 yards and a score on 13 carries.

Chris Paul Jr. paced the Rebel defense with 10 tackles, including two tackles for loss and 1.5 sacks. Khari Coleman wasn't far behind with nine tackles and a forced fumble. Princely Umanmielen and Walter Nolen were disruptive as usual up front. Nolen totaled four tackles, including a shared sack, and added a QB hurry.

Georgia Southern	0	7	3	3	13
Ole Miss	17	7	14	14	52
1st Quarter					GS-OM
14:29	OM	A. Wells Jr. 35 yd pass from J. Dart (C. Davis kick)			0-7
13:16	OM	C. Davis 28 yd field goal			0-10
4:39	OM	J. Watkins 23 yd pass from J. Dart (C. Davis kick)			0-17
2nd Quarter					
14:14	GS	D. Burgess Jr. 12 yd pass from O. Arnold (G. Stewart kick)			7-17
8:08	OM	T. Harris 70 yd pass from J. Dart (C. Davis kick)			7-24
3rd Quarter					
9:00	OM	J. Pegues 1 yd run (C. Davis kick)			7-31
4:33	OM	H. Parrish Jr. 5 yd run (C. Davis kick)			3-38
0:14	GS	G. Stewart 42 yd field goal			10-38
4th Quarter					
14:30	OM	T. Harris 36 yd pass from J. Dart (C. Davis kick)			10-45
7:37	OM	D. Thomas 1 yd run (C. Davis kick)			10-52
1:56	GS	G. Stewart 33 yd field goal			13-52

Team Stats	GS	OM	Individual Leaders
First Downs	17	26	Rushing
Rushes-Yards	37-38	36-219	GS: J. White, 7-24
Passing Yards	157	388	OM: H. Parrish Jr., 13-89 (1 TD)
Comp.-Att.-Int.	23-33-1	23-33-1	J. Dart, 5-36
Total Plays-Yards	70-195	69-607	Passing
Fumbles-Lost	3-1	0-0	GS: JC French, 20-28-109
Penalties-Yards	6-51	11-135	OM: J. Dart, 22-31-382 (4 TDs)
Punt Returns-Avg.	1-0.0	2-9.5	Receiving
KO Returns-Avg.	1-26.0	1-22.0	GS: D. Burgess Jr., 5-53 (1 TD)
Interceptions	1	1	OM: T. Harris, 11-224 (2 TDs)
Possession Time	34:26	25:34	A. Wells Jr., 3-66 (1 TD)
3rd Down Conv.	3-17	5-10	
4th Down Conv.	2-2	1-2	

GAME FIVE
KENTUCKY 20, #5 OLE MISS 17

Sept. 28, 2024

Attendance: 67,616 • Vaught-Hemingway Stadium • Oxford, Miss.



OXFORD, Miss. — The No. 5 Ole Miss football team could never find its rhythm offensively in its Southeastern Conference opener against Kentucky, falling 20-17.

It was a defensive battle throughout, and the slow game pace favored Kentucky, as the visitors dominated time of possession 39:43 to 20:17, and the Wildcats were able to execute late offensively, scoring on a fumble recovery in the end zone to tip the scales. Ole Miss had just 55 total yards and one first down in the fourth quarter of the defeat, falling to 4-1 (0-1) on the year. Rebel fans set a new attendance record with 67,616 at Vaught-Hemingway Stadium.

Ole Miss narrowly outgained Kentucky, 353-336. Penalties once again hurt the Rebels, who were flagged eight times for 53 yards, all in the first half. Jaxson Dart was sacked four times, while Ole Miss notched five sacks on the day.

Dart finished 18-for-27 passing with 261 yards, one touchdown and no interceptions, adding 22 yards on the ground. Henry Parrish Jr. tallied 62 yards and a touchdown on 13 carries. Tre Harris had a phenomenal day individually, hauling in 11 catches for 176 yards and a touchdown.

TJ Dottery logged a team-high 10 tackles and added three QB hurries. Santarine Perkins was outstanding as well with six tackles and a pair of sacks. It was also another big outing from Princely Umanmielen, who had three tackles for loss, including 1.5 sacks. Trey Amos led the Rebel secondary with three pass breakups, while Trey Washington had one breakup, a forced fumble and seven tackles. Walter Nolen led the Rebel D-line with seven tackles, including one for a loss.

Up 17-13 late in the fourth, it looked like the Rebels had a quick stop, but the Wildcats rolled the dice on a 4th-and-7 deep, and Vandagriff hit a 63-yard gain to Brown. It looked again like Ole Miss would escape danger when Trey Washington jarred the ball loose on a Gavin Wimsatt run, but UK's Josh Kattus recovered the fumble in the end zone for the go-ahead touchdown.

Kentucky	3	7	3	7	20
Ole Miss	7	0	10	0	17
1st Quarter					UK-OM
12:51 OM					0-7
5:13 UK					3-7
2nd Quarter					
0:27 UK					10-7
3rd Quarter					
9:44 OM					10-10
6:31 UK					13-10
0:10 OM					13-17
4th Quarter					
2:25 UK					20-17

Team Stats	UK	OM	Individual Leaders
First Downs	22	14	Rushing
Rushes-Yards	47-93	29-92	UK: D. SumoKarngbaye, 11-47
Passing Yards	243	261	OM: H. Parrish Jr., 13-62 (1 TD)
Comp.-Att.-Int.	18-28-0	18-27-0	J. Dart, 13-22
Total Plays-Yards	75-336	56-353	Passing
Fumbles-Lost	1-0	1-1	UK: B. Vandagriff, 18-28-243 (1 TD)
Penalties-Yards	3-30	8-53	OM: J. Dart, 18-27-261 (1 TD)
Punt Returns-Avg.	0-0.0	2-10.0	Receiving
KO Returns-Avg.	1-14.0	1-15.0	UK: D. Key, 8-105 (1 TD)
Interceptions	0	0	OM: T. Harris, 11-176 (1 TD)
Possession Time	39:43	20:17	
3rd Down Conv.	4-16	1-10	
4th Down Conv.	3-3	2-2	

GAME SIX
#11 OLE MISS 27, SOUTH CAROLINA 3

Oct. 5, 2024

Attendance: 79,837 • Williams-Brice Stadium • Columbia, S.C.



COLUMBIA, S.C. — The No. 11 Ole Miss football team passed its first SEC road test with flying colors on Saturday, turning in a dominant 27-3 victory at South Carolina for its first conference win of the 2024 season.

The Rebels were outstanding defensively, notching a pair of turnovers, six sacks and 10 tackles for loss, holding South Carolina to just 313 total yards and turning the Gamecocks away twice in the red zone. Offensively, Ole Miss left some points on the field, including a fumble through the end zone, but racked up 425 total yards and mounted a 24-3 lead at halftime to take control early in a victory that was never in doubt.

It was win No. 100 for head coach Lane Kiffin's career, including 39 during his Ole Miss tenure. Kiffin is one of 30 active FBS coaches to surpass the century mark in career wins and one of just three in the SEC alongside LSU's Brian Kelly and Alabama's Kalen DeBoer.

Jaxson Dart finished 14-for-27 with 329 total yards (285 passing, 44 rushing) on a solid day against one of the nation's top pass-rushing defenses. Henry Parrish Jr. led the way rushing with 81 yards and a touchdown on 21 carries.

Antwane Wells Jr. had a team-high 97 receiving yards, while Jordan Watkins led Ole Miss with five catches for 72 yards. Tre Harris had three catches for 81 yards but departed the game early due to injury. Ole Miss' 425 total yards is the most given up by the South Carolina defense this season.

TJ Dottery had a team-high 13 tackles, including two for a loss, a sack and a pass breakup. Santarine Perkins was second with 12 tackles, matching Dottery's sack and two TFLs. Trey Amos had an INT and led all DBs with eight tackles. Walter Nolen had a spectacular day with a fumble recovery and a team-high three tackles for loss and tied Jared Ivey with a team-best two sacks.

Ole Miss held South Carolina to only three points, the fewest allowed by a Rebel defense against an SEC opponent since holding Texas A&M to three in 2015. The Rebel defense had six sacks, setting a season-high for the second week in a row and now have 24 sacks on the season.

Ole Miss	14	10	3	0	27
South Carolina	0	3	0	0	3
1st Quarter					OM-SC
10:36 OM					7-0
5:57 OM					14-0
2nd Quarter					
10:08 SC					14-3
7:17 OM					17-3
0:31 OM					24-3
3rd Quarter					
1:56 OM					27-3

Team Stats	OM	SC	Individual Leaders
First Downs	17	19	Rushing
Rushes-Yards	41-140	43-151	OM: H. Parrish Jr., 21-81 (1 TD)
Passing Yards	285	162	J. Dart, 8-44
Comp.-Att.-Int.	14-27-0	20-33-1	SC: L. Sellers, 15-55
Total Plays-Yards	68-425	75-313	Passing
Fumbles-Lost	2-1	1-1	OM: J. Dart, 14-27-285
Penalties-Yards	8-65	8-80	SC: L. Sellers, 20-32-162
Punt Returns-Avg.	2-5.0	1-4.0	Receiving
KO Returns-Avg.	0-0.0	0-0.0	OM: J. Watkins, 5-72
Interceptions	1	0	A. Wells Jr., 3-97
Possession Time	27:22	32:38	SC: G. Larvadain, 5-39
3rd Down Conv.	3-13	5-16	
4th Down Conv.	1-3	1-4	

GAME SEVEN #10 LSU 29, #8 OLE MISS 26

Oct. 12, 2024
Attendance: 102,212 • Tiger Stadium • Baton Rouge, La.



BATON ROUGE, La. — No. 8 Ole Miss football couldn't overcome numerous missed opportunities and miscues as it fell 29-26 in overtime at No. 10 LSU.

Ole Miss didn't trail until the final play of the game, but had a sure touchdown dropped, a turnover on downs inside the 5-yard line and a missed short field goal, as well as 12 penalties for 110 yards, including two in overtime, as it fell short of its first win at Tiger Stadium since 2008.

The Rebels had one 100-yard rusher and two 100-yard receivers in the loss. Ulysses Bentley IV led the ground attack with 107 yards on 11 carries, with one touchdown. Cayden in both receptions (nine) and yards (132). Tre Harris registered his fifth 100-yard receiving game of the season, hauling in seven catches for 102 yards and one touchdown.

Ole Miss tallied two interceptions and held LSU to just 84 rushing yards, an average of 3.3 yards per carry. Chris Paul Jr. led the Rebels with seven total tackles. Trey Washington finished second on the team with six tackles and a team-high 1.5 tackles for loss. Trey Amos and Jamarious Brown both registered an interception.

Caden Davis finished five-of-six on field goal attempts, including a long of 57 yards to get the Rebels on the board in overtime. Fraser Masin average 46.0 yards per punt on three attempts, with two downed inside the 20-yard line.

It was the first overtime game for Ole Miss since defeating Kentucky, 42-41, in 2020.

Ole Miss	0	17	3	3	3	26
LSU	0	13	3	7	6	29
2nd Quarter						OM-LSU
14:55	OM	C. Davis 49 yd field goal				3-0
8:39	OM	U. Bentley IV 50 yd run (C. Davis kick)				10-0
5:33	LSU	T. Green 12 yd pass from G. Nussmeier (D. Ramos kick)				10-7
1:42	OM	T. Harris 15 yd pass from J. Dart (C. Davis)				17-7
0:34	LSU	D. Ramos 33 yd field goal				17-10
0:05	LSU	D. Ramos 45 yd field goal				17-13
3rd Quarter						
4:41	OM	C. Davis 35 yd field goal				20-13
1:10	LSU	D. Ramos 41 yd field goal				20-16
4th Quarter						
3:14	OM	C. Davis 37 yd field goal				23-16
0:27	LSU	A. Anderson 23 yd pass from G. Nussmeier (D. Ramos kick)				23-23
Overtime						
0:00	OM	C. Davis 57 yd field goal				26-23
0:00	LSU	K. Lacy 25 yd pass from G. Nussmeier				26-29

Team Stats	OM	LSU	Individual Leaders
First Downs	22	22	Rushing
Rushes-Yards	42-180	24-84	OM: U. Bentley, 11-107 (1 TD)
Passing Yards	284	337	H. Parrish Jr., 14-42
Comp.-Att.-Int.	24-42-1	22-51-2	LSU: C. Durham, 12-37
Total Plays-Yards	84-464	75-421	Passing
Fumbles-Lost	2-1	0-0	OM: J. Dart, 24-42-284 (1 TD)
Penalties-Yards	12-110	6-45	LSU: G. Nussmeier, 22-52-337 (3 TDs)
Punt Returns-Avg.	1-1.0	1-6.0	Receiving
KO Returns-Avg.	1-25.0	0-0.0	OM: C. Lee, 9-132
Interceptions	2	1	T. Harris, 7-102 (1 TD)
Possession Time	39:43	20:17	LSU: K. Lacy, 5-111 (1 TD)
3rd Down Conv.	4-16	1-10	
4th Down Conv.	3-3	2-2	

GAME EIGHT #18 OLE MISS 26, OKLAHOMA 14

Oct. 5, 2024
Attendance: 67,926 • Vaught-Hemingway Stadium • Oxford, Miss.



OXFORD, Miss. — No. 18 Ole Miss football used an overwhelming pass rush to pitch a shutout in the second half and beat Oklahoma 26-14 in the first Southeastern Conference meeting between the two schools.

The Rebels found themselves trailing 14-10 at halftime against the SEC newcomers, but the defense dominated the second half, allowing just 94 total yards and zero points to comfortably complete the comeback. Ole Miss had nine sacks on the day, including seven in the second half to win in front of a record crowd of 67,926 at Vaught-Hemingway Stadium.

Ole Miss outgained the Sooners 380-329 on the afternoon, including 311-182 through the air. Each team overcame seven penalties, with the Rebels being penalized for 94 yards.

Lane Kiffin became the fastest head coach to 40 wins in Ole Miss history at 57 games, joining John Vaught, Billy Brewer and David Cutcliffe as the fourth 40-win coach in program history.

Jaxson Dart turned in a strong day, going 22-for-30 for 311 yards and one touchdown, adding 24 yards on the ground. Henry Parrish Jr. led the rushing efforts with 44 yards and a score on 15 carries. Caden Prieskorn was Ole Miss' leading receiver with five catches, 71 yards and a touchdown. The Rebel offensive line turned in an outstanding performance against a dangerous pass rush. Oklahoma entered the game at No. 2 in the SEC and No. 3 in the nation with 25.0 sacks on the year but notched just one on Dart at The Vaught.

The Ole Miss pass rush dominated the game, totaling nine sacks for a loss of 50 yards and 15 tackles for loss in total. The nine sacks were tied for the most ever given up by an OU team and tied for the third-most in Ole Miss history, two shy of the school record 11 set in 2008. Santarine Perkins stuffed the stat sheet with 11 tackles, including team-highs with five TFLs and four sacks, the most by a Rebel since Cassius Ware had four against Georgia in 1993. JJ Pegues and Princely Umanmielen each had two sacks, while Akelo Stone added one.

Oklahoma	7	7	0	0	14
Ole Miss	7	3	13	3	26
1st Quarter					OU-OM
12:36	OM	H. Parrish Jr. 9 yd run (C. Davis kick)			7-0
2:18	OU	B. Sharp 11 yd pass from J. Arnold (Z. Schmit kick)			7-7
2nd Quarter					
7:29	OM	C. Davis 35 yd field goal			10-7
0:06	OU	J. Jordan 9 yd pass from J. Arnold (Z. Schmit kick)			10-14
3rd Quarter					
9:34	OM	C. Prieskorn 24 yd pass from J. Dart (C. Davis kick no good)			16-14
5:20	OM	J. Pegues 1 yd run (C. Davis kick)			23-14
4th Quarter					
14:51	OM	C. Davis 42 yd field goal			26-14

Team Stats	OU	OM	Individual Leaders
First Downs	24	18	Rushing
Rushes-Yards	50-147	31-69	OU: J. Arnold, 24-39
Passing Yards	182	311	OM: H. Parrish Jr., 15-44 (1 TD)
Comp.-Att.-Int.	22-31-0	22-30-0	J. Dart, 8-24
Total Plays-Yards	81-329	61-380	Passing
Fumbles-Lost	2-2	2-1	OU: J. Arnold, 22-31-182 (2 TDs)
Penalties-Yards	7-71	7-94	OM: J. Dart, 22-30-311 (1 TD)
Punt Returns-Avg.	3-10.0	3-3.0	Receiving
KO Returns-Avg.	2-21.5	0-0.0	OU: J. Barnes, 5-57
Interceptions	0	0	OM: C. Prieskorn, 5-71 (1 TD)
Possession Time	33:45	26:15	J. Watkins, 4-59
3rd Down Conv.	8-18	5-13	
4th Down Conv.	2-5	0-2	

GAME NINE
#18 OLE MISS 63, ARKANSAS 31

Nov. 2, 2024
Attendance: 72,894 • Reynolds Razorback Stadium • Fayetteville, Ark.



FAYETTEVILLE, Ark. — Behind record-setting days for both quarterback Jaxson Dart and receiver Jordan Watkins, the No. 18 Ole Miss football team reversed its fortunes in Fayetteville, dominating SEC rival Arkansas, 63-31.

Jaxson Dart set the single-game passing record, along with a number of career marks and Watkins broke the single-game receiving yards and touchdown records.

Dart finished 25-for-31 for an Ole Miss single-game record 515 passing yards. Dart threw six touchdowns, and Austin Simmons added one as the Rebels tied their single-game team passing TD record.

Watkins caught eight passes and broke Ole Miss' single-game records with 254 receiving yards and five touchdowns. Tight end Dae'Quan Wright led the Rebels in receptions with nine, notching 99 yards and two touchdowns. Cayden Lee also hit the century mark with 127 yards on just five catches.

Playing with a large lead for much of the day, the Ole Miss defense pinned its ears back and finished with eight sacks and 13 tackles for loss. TJ Dottery led the way with a team-high six tackles, 2.5 tackles for loss, two sacks and a forced fumble. Princely Umanmielen recovered that fumble for a touchdown and added two sacks.

Ole Miss	7	28	21	7	63
Arkansas	3	7	14	7	31
1st Quarter					OM-AR
6:56	OM	P. Umanmielen 0 yd fumble return (C. Davis kick)			7-0
3:19	AR	M. Shipley 55 yd field goal			7-3
2nd Quarter					
14:28	OM	D. Wright 4 yd pass from J. Dart (C. Davis kick)			14-3
12:10	OM	J. Watkins 62 yd pass from J. Dart (C. Davis kick)			21-3
10:07	OM	J. Watkins 66 yd pass from J. Dart (C. Davis kick)			28-3
5:50	AR	R. Dubinion 6 yd run (M. Shipley kick)			28-10
0:05	OM	J. Watkins 3 yd pass from J. Dart (C. Davis kick)			35-10
3rd Quarter					
12:00	OM	J. Watkins 11 yd pass from J. Dart (C. Davis kick)			42-10
9:49	AR	M. Singleton 13 yd run (M. Shipley kick)			42-17
6:59	OM	J. Pegues 1 yd run (C. Davis kick)			49-17
4:48	OM	J. Watkins 62 yd pass from J. Dart (C. Davis kick)			56-17
2:22	AR	R. Hill 2 yd run (M. Shipley)			56-24
4th Quarter					
3:14	OM	D. Wright 12 yd pass from A. Simmons (C. Davis kick)			63-24
0:27	AR	L. Hasz 22 yd pass from M. Singleton (M. Shipley kick)			63-31

Team Stats	OM	AR	Individual Leaders
First Downs	30	24	Rushing
Rushes-Yards	42-132	37-127	OM: J. Dart, 10-47
Passing Yards	562	365	D. Thomas, 10-41
Comp.-Att.-Int.	28-34-0	21-28-0	AR: R. Dubinion, 12-49 (1 TD)
Total Plays-Yards	76-694	65-492	Passing
Fumbles-Lost	1-0	3-2	OM: J. Dart, 25-31-515 (6 TD)
Penalties-Yards	9-90	10-95	AR: M. Singleton, 11-14-207 (1 TD)
Punt Returns-Avg.	1-6.0	0-0.0	Receiving
KO Returns-Avg.	2-25.5	0-0.0	OM: J. Watkins, 8-254 (5 TDs)
Interceptions	0	0	D. Wright, 9-99 (2 TDs)
Possession Time	31:26	28:34	AR: A. Armstrong, 6-135 (1 TD)
3rd Down Conv.	6-12	5-12	
4th Down Conv.	2-3	0-0	

GAME TEN
#16 OLE MISS 28, #3 GEORGIA 10

Nov. 9, 2024
Attendance: 68,126 • Vaught-Hemingway Stadium • Oxford, Miss.



OXFORD, Miss. — No. 3 Georgia had no answer for the elite pass rush of No. 16 Ole Miss football as the Rebels dominated the Bulldogs 28-10 in front of a record crowd of 68,126 at Vaught-Hemingway Stadium.

The massive win for Lane Kiffin and his squad puts the Rebels squarely in a chaotic race for the College Football Playoff. Jaxson Dart led an Ole Miss offense that scored on seven of its 10 drives, including a key touchdown strike in the third quarter to Antwane Wells Jr. to put the home team ahead by two scores.

From there, the Ole Miss pass rush snuffed out all hopes of a Georgia comeback. The Rebels finished with five sacks, five pass breakups, four forced fumbles and four QB hurries as they disrupted Carson Beck and the Bulldogs offense all night.

Jaxson Dart finished 13-for-22 with 249 total yards (199 passing, 50 rushing) and one key touchdown strike late to Antwane Wells Jr. Cayden Lee and Jordan Watkins led the receiving efforts with four catches apiece for 81 and 68 yards, respectively. Ulysses Bentley IV notched 66 all-purpose yards on 13 carries and four catches with one rushing TD.

Jaxson Dart finished 13-for-22 with 249 total yards (199 passing, 50 rushing) and one key touchdown strike late to Antwane Wells Jr. Cayden Lee and Jordan Watkins led the receiving efforts with four catches apiece for 81 and 68 yards, respectively. Ulysses Bentley IV notched 66 all-purpose yards on 13 carries and four catches with one rushing TD.

Ole Miss joined Alabama as the only teams to defeat Georgia since 2021. The last non-Alabama team to beat Georgia in the regular season was Florida in 2020. This marked Ole Miss' largest top-five victory since beating No. 3 Tennessee 38-0 in 1969.

Georgia	7	0	3	0	10
Ole Miss	10	6	6	6	28
1st Quarter					UGA-OM
10:32	UGA	H. Parrish Jr. 9 yd run (C. Davis kick)			7-0
6:53	OM	B. Sharp 11 yd pass from J. Arnold (Z. Schmit kick)			7-7
3:01	OM	B. Sharp 11 yd pass from J. Arnold (Z. Schmit kick)			7-10
2nd Quarter					
12:12	OM	C. Davis 35 yd field goal			10-13
2:55	OM	J. Jordan 9 yd pass from J. Arnold (Z. Schmit kick)			10-16
3rd Quarter					
9:44	UGA	C. Prieskorn 24 yd pass from J. Dart (C. Davis kick no good)			10-16
6:10	OM	J. Pegues 1 yd run (C. Davis kick)			10-22
4th Quarter					
3:22	OM	C. Davis 42 yd field goal			10-25
1:11	OM	C. Davis 42 yd field goal			10-28

Team Stats	UGA	OM	Individual Leaders
First Downs	16	19	Rushing
Rushes-Yards	33-59	36-134	UGA: N. Frazier, 12-47 (1 TD)
Passing Yards	186	263	OM: J. Dart, 8-50
Comp.-Att.-Int.	20-31-1	18-28-1	U. Bentley, 13-28 (1 TD)
Total Plays-Yards	64-245	64-397	Passing
Fumbles-Lost	4-2	0-0	UGA: C. Beck, 20-31-186
Penalties-Yards	4-20	3-30	OM: J. Dart, 13-22-199 (1 TD)
Punt Returns-Avg.	0-0.0	1-2.0	Receiving
KO Returns-Avg.	1-5.0	0-0.0	UGA: D. Lovett, 4-41
Interceptions	1	1	OM: C. Lee, 4-81
Possession Time	32:15	27:45	J. Watkins, 4-68
3rd Down Conv.	6-14	4-13	
4th Down Conv.	1-3	1-1	

GAME ELEVEN FLORIDA 24, #9 OLE MISS 17

Nov. 23, 2024

Attendance: 89,942 • Ben Hill Griffin Stadium • Gainesville, Fla.



FAYETTEVILLE, Ark. — The No. 9 Ole Miss football team outgained Florida by 100 yards at Ben Hill Griffin Stadium, but the Rebels were unable to turn production into points, going 0-for-3 in the red zone and turning the ball over three times in a 24-17 defeat.

Jaxson Dart was 24-for-41 for 323 yards with two touchdowns but was sacked four times and threw interceptions on each of the last two Rebel drives as Ole Miss couldn't complete a comeback. Ole Miss was 3-for-14 on third down and turned it over twice on downs, in addition to two INTs and a muffed punt.

Ole Miss got on the board in the second quarter as Dart dropped a dime to Tre Harris for a 43-yard touchdown to tie the game at 7-7.

The Rebels quickly turned that tie into a lead. John Saunders Jr. pulled in a spectacular one-handed interception on the following drive to set Ole Miss up for a chance to take the lead. With just 55 yards to travel, Dart went to work, connecting with Caden Prieskorn and Jordan Watkins before delivering a 22-yard touchdown pass to Lee over the middle to give Ole Miss a 14-7 advantage.

Florida answered right back as Lagway notched a pair of long completions of his own, in addition to a pass interference call against the Rebels, and tied it back up on a 25-yard touchdown connection with Jadan Baugh.

After Florida took a 17-14 lead due to a muffed punt from the Rebels, Caden Davis drilled a 42-yard field goal to tie game at 17-17 headed into the fourth quarter.

Then came the game's winning drive. Lagway hit Chimere Dike for a 41-yard reception, then Montrell Johnson Jr. took three straight runs, going 12, five and nine yards for the go-ahead touchdown, making it 24-17.

Ole Miss had two chances late in the game to draw even, but Dart was intercepted twice in the final few minutes to seal the win for the Gators.

Ole Miss	0	14	3	0	17
Florida	0	14	3	7	24
2nd Quarter					OM-FL
14:56	UF	E. Badger 8 yd pass from D. Lagway (T. Smack kick)			0-7
12:01	OM	T. Harris 43 yd pass from J. Dart (C. Davis kick)			7-7
9:05	OM	C. Lee 22 yd pass from J. Dart (C. Davis kick)			14-7
6:52	UF	J. Baugh 25 yd pass from D. Lagway (T. Smack kick)			14-14
3rd Quarter					
10:57	UF	T. Smack 53 yd field goal			14-17
0:45	OM	C. Davis 42 yd field goal			17-17
4th Quarter					
7:40	UF	M. Johnson Jr. 9 yd run (T. Smack kick)			17-24

Team Stats	OM	UF	Individual Leaders
First Downs	24	19	Rushing
Rushes-Yards	35-141	45-164	OM: J. Dart, 14-71
Passing Yards	323	180	M. Davis, 11-27
Comp.-Att.-Int.	24-42-2	10-18-1	UF: M. Johnson Jr. 18-107 (1 TD)
Total Plays-Yards	77-464	63-344	
Fumbles-Lost	1-1	0-0	Passing
Penalties-Yards	4-45	5-44	OM: J. Dart, 24-41-323 (2 TD)
Punt Returns-Avg.	2--0.5	1-10.0	UF: D. Lagway, 10-17-180 (2 TD)
KO Returns-Avg.	0-0.0	0-0.0	
Interceptions	1	2	Receiving
Possession Time	30:03	29:27	OM: J. Watkins, 8-70
3rd Down Conv.	3-14	7-15	C. Lee, 6-94 (1 TD)
4th Down Conv.	2-4	0-0	UF: E. Badger, 5-87 (1 TD)