

MISSISSIPPI STATE

FOOTBALL

26 BOWL GAMES // 69 ALL-AMERICANS // 124 FIRST TEAM ALL-SEC SELECTIONS // 1 SEC CHAMPIONSHIP // 210 NFL DRAFT PICKS

2024 SCHEDULE & RESULTS

Overall: 2-10 | SEC: 0-8 | H: 2-5 | A: 0-5 | N: 0-0

August (1-0)

31 Eastern Kentucky SECN+ W, 56-7

September (0-4)

7 at Arizona State ESPN L, 30-23

14 Toledo ESPNU L, 41-17

21 Florida* ESPN L, 45-28

28 #1/2 at Texas* SECN L, 35-13

October (0-3)

12 #5/4 at Georgia* SECN L, 41-31

19 #14/14 Texas A&M* SECN L, 34-24

26 Arkansas* SECN L, 58-25

November (1-3)

2 UMass (HC) SECN W, 45-20

9 #7/7 at Tennessee* ESPN L, 33-14

23 #RV/23 Missouri* SECN L, 39-20

29 #15/14 at Ole Miss* ABC L, 26-14

* SEC game | All Times Central

HC - homecoming | Rankings: AP/Coaches, AP/CFP after Nov. 5

TV Windows: Early (11:00-12:00 p.m.) // Afternoon (2:30-3:30 p.m.)

Night (5:00-7:00 p.m.) // Flex (2:30-7:00 p.m.)

RADIO: MSU SPORTS NETWORK

Play-by-Play: Neil Price

Analyst: Matt Wyatt

Sideline Reporter: Jay Perry

SiriusXM: n/a

National Radio: n/a

Mobile App: Varsity Network (Mississippi State)

SOCIAL MEDIA: #HailState | #SHOWTIME

X / Twitter: HailStateFB

Facebook: HailStateFB

Instagram: HailStateFB

YouTube: HailState

COACHING STAFF

Jeff Lebbby: Head Coach (First Season)

Coleman Hutzler: Def. Coord. / LBs (First Season)

Matt Barnes: Co-Def. Coord. / Saf. (First Season)

Corey Bell: Cornerbacks (First Season)

Chad Bumphis: Wide Receivers (Second Season)

Cody Kennedy: Offensive Line (First Season)

Cliff Odom: Special Teams Coord. (First Season)

David Turner: Defensive Line (Eighth Season)

Anthony Tucker: Asst. H.C. / RBs (First Season)

Jon Cooper: Tight Ends (First Season)

Matt Holeccek: Quarterbacks (First Season)

2024 Mississippi State Football | Season Review | Davis Wade Stadium | Starkville, Miss.

MISSISSIPPI STATE BULLDOGS (2-10, 0-8 SEC)

Rankings: AP: n/a | Coaches: n/a | CFP: n/a

Last Game: Lost to Ole Miss, 26-14

Streak: L3

Head Coach: Jeff Lebbby (Oklahoma, 2007)

Record at MSU: 2-10 (1st Season)

Career Record: Same



2024 Season Storylines

» Isaac Smith led the SEC in tackles with 127 tackles, despite missing one game due to injury. He averaged 11.55 tackles per game, the best average in the conference since 2020 when Arkansas' Grant Morgan averaged 12.33 in nine games.

» Smith becomes the third consecutive Bulldog to lead the SEC in tackles, joining Jett Johnson (2022) and Nathaniel Watson (2023). In 2023, Watson totaled 137 tackles while in 2022, Johnson totaled 116 tackles.

» Stone Blanton finished tied for second in tackles in 125 in 12 games. He tied with LSU's Whit Weeks who played in 13 games.

» Stone declared for the 2025 NFL Draft Jan. 15.

» 2024 was the third consecutive season that Mississippi State had two tacklers finish first and second in total tackles. In 2023 the duo was Nathaniel Watson and Jett Johnson and in 2022 the duo was Jett Johnson and Nathaniel Watson.

» Kevin Coleman Jr. finished fifth in the SEC in receiving yards (932), tied for 12th in touchdowns (6) and third in yards per game (77.7). He was the second MSU receiver to finish top 10 in yards since 2021.

» Davon Booth finished ninth in the SEC in rushing yards (759) and 26th in rushing touchdowns.

» Booth totaled 1,231 all-purpose yards, fourth best mark in the SEC. He averaged 102.6 yards per game, fourth best average in the conference. Per

play, Booth average 7.0 yards. In total he had 759 rushing yards, 164 receiving yards and 308 kickoff return yards.

» Booth earned an extra year of eligibility thanks to the Deigo Pavia ruling allowing select players who played at the JUCO level during certain years to play once more year in the NCAA.

» The Bulldogs signed 51 total players across signing day and the transfer portal. Of those 51 players, 25 were part of the 2025 early signing period and 26 were part of the transfer portal.

» 42 players from the whole 2025 signing class enrolled in classes at Mississippi State in January.

STATE BY THE NUMBERS

127

Isaac Smith led the SEC in total tackles with 127 from the safety position. It's the third straight season that a defender from Mississippi State led the SEC in total tackles.

932

Kevin Coleman Jr. had a career-high 932 yards receiving, finishing 5th in the SEC in yards, 40th nationally. He also had a career-best 6 receiving touchdowns, tying for 12th in the SEC.

1,231

Davon Booth had 1,231 all-purpose yards (759 rushing, 164 receiving, 308 kick return), ranking 5th in the SEC & 67th nationally. He also scored 9 total touchdowns, tied 10th most in the SEC.

MISSISSIPPI STATE FOOTBALL FACTS & INFORMATION

GENERAL INFORMATION

Location	Starkville, Miss. 39762
Population	24,168
Founded	February 28, 1878
Nickname	Bulldogs
Enrollment	23,150
Colors	Maroon (PMS 202) and White
Band	The Famous Maroon Band
Mascot	Bully
Live Mascot (Bully XXII)	Dak
President	Dr. Mark Keenum
Director of Athletics	Zac Selmon
Faculty Athletics Representative	Brent J. Fountain
Football Sport Administrator	Terry Prentice
Conference	Southeastern
1 of 10 original members of the SEC in 1933	

TEAM HISTORY

First Year of Football	1895
Season of Football	125th
All-Time Record	588-619-39 (.487)
All-Time SEC Record	207-400-13 (.344)
All-Time Home Record	309-174-14 (.636)
All-Time Bowl Record	15-11 (.577)
SEC Championships	1
All-Americans	69
First Team All-SEC Selections	134
First Round NFL Draft Picks	16

STADIUM INFORMATION

Name	Davis Wade Stadium
Field Name	Scott Field
Capacity	60,311
Surface	Hybrid Bermuda Grass (Certified Tifway 419)
Constructed	1914
Second oldest on-campus stadium in America	
Largest Crowd	62,945 vs. Auburn (10-11-2014)

ATHLETIC COMMUNICATIONS



BRANDON LANGLOIS (Primary Contact)
Senior Associate AD/Communications & Creative
Phone: (601) 405-5650
Email: blanglois@athletics.msstate.edu
Twitter: @LangloisMSU



KELLY SHIPP (Secondary Contact)
Associate Director/Communications
Phone: (402) 616-3873
Email: kshipp@athletics.msstate.edu
Twitter: @KellyTShipp

FOLLOW US

Football Instagram	HailStateFB
Football X/Twitter	@HailStateFB
Football Facebook	HailStateFB
Football Hashtag	#HailState
	#SHOWTIME
	#STATetoSundays

HEAD COACH JEFF LEBBY

Alma Mater	Oklahoma, 2007
Record at MSU	2-10 (1st Season)
Career Record	2-10 (1st Season)
SEC Record	0-8 (1st Season)
Year in Coaching	18th (1st at Mississippi State)

ASSISTANT COACHES / SUPPORT STAFF

Anthony Tucker	Assistant Head Coach (Running Backs)
Coleman Hutzler	Defensive Coordinator (Linebackers)
Matt Barnes	Co-Defensive Coordinator (Safeties)
Corey Bell	Assistant Coach (Cornerbacks)
Chad Bumphis	Assistant Coach (Wide Receivers)
Jon Cooper	Assistant Coach (Tight Ends)
Matt Holecsek	Assistant Coach (Quarterbacks)
Cody Kennedy	Assistant Coach (Offensive Line)
Cliff Odom	Assistant Coach (Special Teams Coordinator)
David Turner	Assistant Coach (Defensive Line)
Shaud Williams	Head Strength & Conditioning Coach
Jarwarski Beckum	Director of Speed
Thomas Callans	Head Trainer
Mason Walters	Director of Sports Science
Pamela Bartz	Nutritionist

TEAM INFORMATION

Letterwinners Returning	27
Offense	9
Defense	15
Specialist	3

Letterwinners Lost	21
Offense	10
Defense	11
Specialist	0

Starters Returning (min. 6 starts)	3
Offense	0
Defense	3

Starters Lost (min. 6 starts)	19
Offense	11
Defense	8

ROSTER BREAKDOWN

By Class	
Seniors	22
Juniors	31
Sophomores	22
Freshmen	34
Transfers (FBS/FCS/D2)	29
JUCO	13

By State/Country			
Mississippi	49	North Carolina	2
Texas	13	Arizona	1
Florida	9	Arkansas	1
Alabama	8	California	1
Georgia	5	Connecticut	1
Louisiana	5	New Jersey	1
Tennessee	4		
Maryland	3	Canada	1
Missouri	2	England	1

GAME NOTE CONTENTS

State Notebook	3-10
Season Milestones/Honors	3-9
Record Breakdown	8
Signing/Portal Class	11
Game-by-Game Starters	12
Last Time It Happened	13-14
Standings & Rankings	15
Game-By-Game Comparison	16
Miscellaneous Stats	17
Explosive/Scoring Plays	18-19
SEC & National Stat Rankings	20
Game Leaders	21
Team/Opponent Highs	22
Team Stats	23-27
Player Game-By-Game	28-32
Participation	33-34
Head Coach Jeff Lebbey	35
Assistant Coaches	36
Select Offensive Players	37-41
Select Defensive Players	42-50
Select Specialists	51
Roster & Pronunciations	52-53
Game Recaps	54+

2024 Schedule

Aug. 31	Eastern Kentucky
Sept. 7	at Arizona State
Sept. 14	Toledo
Sept. 21	Florida *
Sept. 28	at Texas *
Oct. 12	at Georgia *
Oct. 19	Texas A&M *
Oct. 26	Arkansas *
Nov. 2	UMass (HC)
Nov. 9	at Tennessee *
Nov. 23	Missouri *
Nov. 29	at Ole Miss *

collegepressbox

Collegepressbox is the official media website for Division I football. Access and download game notes, quotes, statistics, media guides, headshots, logos and more for all FBS schools, conferences, postseason games, awards and the College Football Playoff. For access, please register for an account at collegepressbox.com/register.

MSU MEDIA CENTER

Credentials, Stats, Pressers, Notes




BULLDOGS IN THE NFL (21)

2024

Name	Pos.	Exp.	Current Team
Denico Autry	DE	11	Houston
Marcus Banks	S	R	Tampa Bay
Logan Cooke	P	7	Jacksonville
Charles Cross	OT	3	Seattle
Jaden Crumedy	DT	R	Carolina
Martin Emerson	CB	3	Cleveland
Emmanuel Forbes	CB	2	Washington
Willie Gay Jr.	LB	5	New Orleans
J.T. Gray	DB	7	New Orleans
Elgton Jenkins	OG	6	Green Bay
Chris Jones	DE	9	Kansas City
Tyre Phillips	OT	5	New York Giants
Dak Prescott	QB	9	Dallas
Decamerion Richardson	CB	R	Las Vegas
Jeffery Simmons	DT	6	Tennessee
Darius Slay	CB	12	Philadelphia
Preston Smith	LB	10	Green Bay
Montez Sweat	DE	6	Chicago
Nathaniel Watson	LB	R	Cleveland
Tyrus Wheat	DE	2	Dallas
Cameron Young	DT	2	Seattle

BULLDOG GRADUATES (30)



Name	Degree Earned	School
Kelly Akharaiyi ^	Interdisciplinary Studies	MSU
Deonte Anderson ^	Business Admin.	MSU
Justin Ball *	Medicine, Health & Society	VU
	Masters Workforce Education	MSU
Nick Barr-Mira *	Psychology	UCLA
	Masters Workforce Education	MSU
Kedrick Bingley-Jones	English & Comparative Lit.	UNC
Canon Boone ^	Business Admin.	MSU
Ty Cooper	Psychology	MSU
Ashtanyrein Duncan	Computer Science	MSU
Corey Ellington ^	Interdisciplinary Studies	MSU
Hayes Hammond	Interdisciplinary Studies	MSU
Antonio Harmon ^	Interdisciplinary Studies	MSU
Zachary Haynes ^^	Business Admin.	SEMO
	Masters Business Admin.	MSU
Grant Jackson	Accountancy	MSU
	Masters Business Admin.	MSU
Jacoby Jackson ^	Interdisciplinary Studies	MSU
Chris Keys Jr. ^	Interdisciplinary Studies	MSU
Kade Kolka ^^	Finance & Accounting	MSU
	Masters Business Admin.	MSU
Sulaiman Kpaka	Computer Science	Purdue
Nick Lauderdale ^^	Interdisciplinary Studies	MSU
	Masters Workforce Education	MSU
Keyvone Lee ^	Interdisciplinary Studies	MSU
Marlon Martinez	Marketing	LSU
Ethan Miner ^^	Business Admin.	Arkansas St.
	Masters Workforce Education	MSU
Nic Mitchell ^	Business Admin.	MSU
Montre Miller	Sport Management	West Virginia
Jordan Morant	Interdisciplinary Studies	MSU
JP Purvis ^^	Business Admin.	MSU
	Masters Workforce Education	MSU
De'Monte Russell	Interdisciplinary Studies	MSU
	Masters Workforce Education	MSU
Khamauri Rogers ^	Interdisciplinary Studies	MSU
Seydou Traore ^	Interdisciplinary Studies	MSU
Jaden Walley	Interdisciplinary Studies	MSU
Hunter Washington ^	Interdisciplinary Studies	MSU

^ Graduated in Dec. 2024 |

* Earned Masters in Dec. 2024

STATE NOTEBOOK

QUICK NOTES

- » Mississippi State has scored in 56 consecutive games dating back to Oct. 21, 2020.
- » State scored 12 offensive touchdowns of 30+ yards this season ... It's the most explosive play touchdowns for the Bulldogs since 2016 when they scored 16 times on plays of 30 or more yards.
- » Mississippi State received the opening kickoff in all 12 games this season. State was 6-6 on the coin toss in 2024.
- » The Bulldogs scored 15 offensive touchdowns in less than two minutes. They also had 14 scoring drives that were 5 plays or less.

OFFENSE FINDING ITS STRIDE

- » After averaging 21.8 ppg in 2023, ranking 105th in scoring offense nationally, Mississippi State averaged 25.8 ppg in 2024.
- » Mississippi State averaged 19.2 points per game against teams ranked in the AP Top 25. State ranked 10th in the SEC, in scoring offense vs. AP Top 25 opponents.
- » In five games played in August and September, Mississippi State averaged 380.2 yards in total offense, ranking 12th in the SEC. In games played in October, State averaged 407.7 yards in total offense, ranking 6th in the SEC.
- » State's passing offense improved greatly from August/September to October. In the first five games of the season, State averaged just 243.6 yards per game through the air (11th in the SEC / 56th in the FBS). In October, the Bulldogs averaged 285.7 yards per game through the air (4th in the SEC / 21st in the FBS).
- » Mississippi State ended the season averaging 377.2 yards per game (13th in the SEC / 78th in the FBS).
- » Mississippi State's 31 points scored against #5 Georgia were the most points State had scored against an AP Top 5 team since 2016, when State scored 35 against #4 Texas A&M.
- » State's 31 points scored at #5 Georgia were the most points Mississippi State had scored on the road vs. a Top 5 opponent since the start of the AP Poll in 1936.

TOUCHDOWN TRACKER

- » Mississippi Stated added 53 new players to its roster in 2024 ... 28 of the 53 newcomers were transfers (D1 / D2 / JUCO)
- » State had the 12th most transfers in the country in 2024.
- » In 12 games, Mississippi State scored 40 total touchdowns; 19 rushing touchdowns, 19 receiving touchdowns, one defensive touchdown and one special teams touchdown.
- » Of Mississippi State's 40 total touchdowns scored, 33 were scored by players who were not on Mississippi State's roster in 2023.
- » **Mario Craver**, a true freshmen from Alabama, was the only player on State's to score touchdowns both on offense and on special teams. Craver scored a touchdown on his first collegiate reception in the season opener while also returning a blocked punt for a touchdown in that same game against Eastern Kentucky.
- » **Davon Booth** was the only player that scored a touchdown both on the ground and through the air. He led the team with five rushing scores and his four receiving TDs ranked second on the team.
- » The key below indicates the types of touchdown each player has scored this season.

Transfers	Total TDs	True Freshmen	Total TDs	Returners	Total TDs
Davon Booth	9**	Michael Van Buren Jr.	5^	Jordan Mosley	3*
Kevin Coleman Jr.	6*	Mario Craver	4*%	Keyvone Lee	1^
Johnnie Daniels	4^	Elijah Cannon	1+	Seydou Traore	1*
Blake Shapen	2^	Xavier Gayten	1^	Creed Whittemore	1^
Kelly Akharaiyi	2*				

+ Defensive / % Special Teams

* Receiving / ^ Rushing

REPLACING WHAT WAS LOST

- » Following graduation and players entering the transfer portal, Mississippi State will have to replace 170 of its 310 points (55%) scored in 2024. The Bulldogs will have to replace four of its top five scorers from 2024 (Davon Booth, Kevin Coleman Jr., Michael Van Buren Jr. and Mario Craver).
- » Mississippi State will have to replace 11 starters from 2024, seven on offense and four on defense.
- » Offense: Michael Van Buren Jr., Kelly Akharaiyi, Kevin Coleman Jr., Davon Booth, Makylan Pounders, Ethan Miner, Marlon Martinez.
- » Defense: Sulaiman Kpaka, De'Monte Russell, Corey Ellington, Brice Pollock.
- » Starters lost is based on players who started at least half the season or six games.

2024 PLAYER HONORS

- Kelly Akharaiyi • WR • Sr.**
- Earl Campbell Tyler Rose Award Watchlist
 - Biletnikoff Award Watchlist (Best WR)
 - Athlon Sports Preseason All-SEC (Fourth Team)
 - College Football Network Preseason All-SEC (HM)

- Nick Barr-Mira • K • Sr.**
- AFCA Good Works Team Nominee
 - Wuerffel Trophy Watchlist

- Davon Booth • RB • Sr.**
- Coaches' All-SEC, All-Purpose (Third Team)
 - Paul Hornung Award Week 10 Honor Roll

- Kevin Coleman Jr. • WR • Jr.**
- Coaches' All-SEC, WR (Third Team)
 - Paul Hornung Trophy Watchlist
 - Biletnikoff Award Watchlist (Best WR)

- Corey Ellington • S • Sr.**
- Athlon Sports Preseason All-SEC (Third Team)

- Ethan Miner • OL • Sr.**
- Athlon Sports Preseason All-SEC (Fourth Team)
 - College Football Network Preseason All-SEC (HM)
 - Rimington Trophy Watchlist

- Albert Reese IV • OL • Jr.**
- Kent Hull Trophy Winner (Best OL in Mississippi)

- De'Monte Russell • DL • Sr.**
- Athlon Sports Preseason All-SEC (Fourth Team)

- Blake Shapen • QB • Sr.**
- Johnny Unitas Golden Arm Award Watchlist

- Isaac Smith • S • So.**
- Coaches' All-SEC, DB (Second Team)
 - Conerly Trophy Finalist (Best Player in Mississippi)

- Seydou Traore • TE • RJr.**
- Phil Steele Preseason All-SEC (Fourth Team)

- Michael Van Buren Jr. • QB • Fr.**
- SEC Freshman of the Week (Wk 7 at #5 Georgia)

- Trevion Williams • DL • RFr.**
- Bruce Feldman's 2024 'Freaks List'

Shrine Bowl 1000 Watchlist
Corey Ellington, Kelly Akharaiyi, Trent Hudson, Blake Shapen, Montre Miller, Ethan Miner

Reese's Senior Bowl Watchlist
Eric Taylor, Trent Hudson, Ethan Miner, Blake Shapen, Kelly Akharaiyi, Corey Ellington

STATE NOTEBOOK CONT...

FIRST TIME STARTERS

- » Mississippi State has had 13 players make their first career starts this season. The Bulldogs were 1 of 10 FBS teams in 2024 to have 13+ players make their first career starts. Air Force leads the way with 41 first-time starters.
- » State was 1 of 3 Power-4 teams on this list, the others being Georgia (14) And Stanford (13).

2024 OFFENSIVE DEBUTS

- » **First Career starts in 2024 (4):** Michael Van Buren Jr.^, Mario Craver^, Leon Bell, Luke Work^
- » **Mississippi State or collegiate debut in 2024 (27):** Michael Van Buren Jr.^, Kelly Akharaiyi, Blake Shapen, Kevin Coleman Jr., Braylon Burnside^, Mario Craver^, Ricky Johnson^, Cameron Ball, Trent Hudson, Sanfrisco Magee^, Johnnie Daniels, Davon Booth, Xavier Gayten^, Brinston Williams, Semaj Parker, Luke Work^, Wesley Davis, Makylan Pounders, Ethan Miner, Jimothy Lewis Jr.^, Jacoby Jackson, Marlon Martinez, Kade Kolka, Zach Haynes, Justin Ball, Logan Flinta, TJ Lockhart^

^ indicates true freshman

2024 DEFENSIVE DEBUTS

- » **First Career starts in 2024 (9):** Zakari Tillman, Kelley Jones, Isaac Smith, Brylan Lanier, Kedrick Bingley-Jones, Trevion Williams, Nic Mitchell, Kai McClendon^, Ashun Sheppard
- » **Mississippi State or collegiate debut in 2024 (20):** Fred Clark^, Elijah Cannon^, Brylan Lanier, Traveon Wright, Stone Blanton, Sulaiman Kpaka, Tyler Woodard, Kobi Albert, Khamauri Rogers, Cyrus Reyes^, Kedrick Bingley-Jones, Marcus Ross, Jatavious Johnson^, Michael Robinson, Branden Jennings, Kai McClendon^, Corey Clark, Terrance Hibbler Jr.^, Ashun Sheppard, DeAgo Brumfield

^ indicates true freshman

QUICK STRIKE OFFENSE

- » Mississippi State scored its first points of 2024 in just three plays and 32 seconds. It was the fastest scoring drive for the Bulldogs in a season-opener since Kylin Hill scored on the opening play by rushing for a 53-yard touchdown against Stephen F. Austin on Sept. 1, 2018.
- » On the year, Mississippi State has scored 14 of its 36 offensive touchdowns in five plays or less.
- » Of the Bulldogs' 36 offensive touchdowns this season, they have scored 15 touchdowns in under 2 minutes, five touchdowns in under 35 seconds, and two touchdowns in under 15 seconds.
- » The Bulldogs average time of possession per game this season is 25:27.
- » State's average TOP of 25:27 ranks 130th of 133 teams at the FBS level. It's State's lowest TOP since averaging 26:17 in 2015.
- » Mississippi State's longest drive of the season has been 7:48 at #7 Tennessee. It resulted in State's first points of the game.
- » Mississippi State has held the ball for over 30 minutes just twice this season (32:47 vs. Florida & 34:57 at #1 Texas).
- » Mississippi State's time of possession vs. Missouri was 18:09, its lowest TOP total of the season. It was the third time this season that State has held the ball for less than 20 minutes, the others were at Arizona State (19:47) and UMass (19:11).
- » State has scored 11 offensive touchdowns of 30+ yards this season:

	Total	Passing	Rushing		Total	Passing	Rushing		Total	Passing	Rushing
2024	11	6	5	2020	5	5	0	2016	16	9	7
2023	4	2	2	2019	8	6	2	2015	13	10	3
2022	8	6	2	2018	10	8	2	2014	16	10	6
2021	7	6	1	2017	8	3	5	2013	9	7	2

ELITE COMPANY

- » When Mississippi State scored 31 points on the road at #5 Georgia, they joined an elite group for programs that have scored 30+ points against UGA since 2020 (60-game span). Mississippi State joined Alabama (2020, '21, '24), LSU (2022), Ohio State (2022) and Florida (2020) as the only teams to score at least 30 points against Georgia since 2020.
- » Mississippi State became the first team since Tennessee in 2016 to score at least 30 points against Georgia in Athens. That snapped a Georgia streak of 48 straight home games without allowing an opponent to score 30+ at Sanford Stadium.

OFFENSIVE STAT NOTABLES

100+ Yard Rushing Games		
Player	2024	Career
Davon Booth	2	5
Keyvone Lee	--	1

200+ Yard Receiving Games		
Player	2024	Career
Kelly Akharaiyi	--	1

100+ Yard Receiving Games		
Player	2024	Career
Kelly Akharaiyi	--	6
Kevin Coleman Jr.	4	5
Jaden Walley	--	4
Trent Hudson	--	2
Jordan Mosley	2	2
Seydou Traore	--	1

300+ Yard Passing Games		
Player	2024	Career
Blake Shapen	1	6
Michael Van Buren Jr.	2	2

3+ Passing Touchdown Games		
Player	2024	Career
Blake Shapen	1	4
Michael Van Buren Jr.	2	2

2+ Rushing Touchdown Games		
Player	2024	Career
Davon Booth	--	2
Michael Van Buren Jr.	1	1

2+ Receiving Touchdown Games		
Player	2024	Career
Kelly Akharaiyi	1	3

Career 300+ Yard Passing Games		
Blake Shapen (6)		
Date	Yards (TD)	Opponent
Oct. 1, 2022	345 (2)	Oklahoma State
Oct. 13, 2022	326 (2)	at West Virginia
Oct. 7, 2023	324 (1)	Texas Tech
Sept. 14, 2024	319 (2)	Toledo
Oct. 21, 2023	316 (1)	at Cincinnati
Sept. 2, 2023	303 (2)	Texas State

Michael Van Buren Jr. (2)		
Date	Yards (TD)	Opponent
Oct. 26, 2024	309 (2)	Arkansas
Oct. 12, 2024	306 (2)	at Georgia

STATE NOTEBOOK CONT...

- A GAUNTLET OF A SCHEDULE**
- » Mississippi State played one of the toughest schedules in America in 2024. According to ESPN, State's strength of schedule ranked #2 nationally, behind only Georgia.
 - » Mississippi State's opponents combined for an 89-47 record before bowl games. The 65% opponent winning percentage was the 4th highest at the FBS level. The 47 combined opponent losses are tied for the second-fewest with UCLA and Michigan.
 - » The Bulldogs played four College Football Playoff teams (Texas, Tennessee, Georgia and Arizona State). All four of those games were on the road. In 2025, Mississippi State will play all four teams again, but all four games will be at Davis Wade Stadium.
 - » State is one of four teams to have played at least four CFP teams in 2024. Purdue, Georgia and Michigan were the other four. Purdue played the most CFP teams with 5 (PSU, OSU, OU, IU, ND). Georgia played Texas twice (regular season & SEC Championship) to get them to four.
 - » Mississippi State played two conference champions (Georgia & Arizona State).
 - » The Bulldogs are 1 of 3 teams nationally that played six or more preseason top 25 teams. Florida (8) and Oklahoma (6) are the other two. Of those three schools, Mississippi State was the only team that played four preseason top 15 teams on the road.

- STATE VS. RANKED OPPONENTS**
- » In 2024, Mississippi State played three teams in the AP Top 10 on the road (#1 Texas, #5 Georgia and #7 Tennessee). State also hosted #14 Texas A&M and #23 Missouri (CFP ranking) and played #15 Ole Miss on the road.
 - » State became the first FBS team in 2024 to play back-to-back games against teams ranked in the AP Top 5.
 - » Playing #1 Texas and #5 Georgia in consecutive games marked the first time since 1971 that State had played back-to-back games against teams ranked in the AP Top 5 (No. 4 Alabama & No. 5 Auburn). It is also the first time since 2019 that State had played multiple games in one season against teams ranked in the AP Top 5 (No. 2 LSU & No. 4 Alabama).
 - » In 2024, Mississippi State was 0-5 against teams ranked in the AP Top 25 and 0-3 against teams ranked in the AP Top 10.
 - » The Bulldogs have not beaten an AP Top 25 team since defeating #20 Ole Miss on Nov. 24, 2022 in Oxford. Mississippi State has lost its last eight games vs. AP Top 25 teams.
 - » Mississippi State is 56-198-3 all-time against AP Top 25 teams ... State's last win vs. an AP Top 10 team was at #6 LSU (09/26/2020) ... Mississippi State's last win vs. an AP Top 25 team was at #20 Ole Miss (11/23/2022) ... MSU has lost 8 straight games against AP Top 25 teams.
 - » Mississippi State's most recent wins vs. nationally ranked opponents in the AP Poll:

Home Games	Road Games	Neutral Site Games
42-24 over #17 Texas A&M (10-01-2022)	24-22 over #20 Ole Miss (11-24-2022)	28-26 over #22 Tulsa (12-31-2020)
31-17 over #12 Kentucky (10-30-2021)	43-34 over #16 Auburn (11-13-2021)	28-7 over #19 Florida (09-26-1981)
28-13 over #16 Texas A&M (10-27-2018)	26-22 over #15 Texas A&M (10-02-2021)	6-3 over #1 Alabama (11-01-1980)

- BLAKE SHAPEN STAT RANKINGS AT TIME OF INJURY**
- » Senior quarterback **Blake Shapen** sustained a shoulder injury against Florida that will require season-ending surgery.
 - » Shapen won his first career start at Mississippi State when he led the Bulldogs to a 56-7 victory over Eastern Kentucky.
 - » Shapen has thrown a touchdown pass in 15 straight games. He has also thrown for over 200 yards in 10 of his last 12 games.
 - » In State's week one victory, Shapen went 15-for-20 for 247 yards and three scores. His passing efficiency rating of 228.2 was the ninth-best mark in America, with a minimum of 15 attempts.
 - » Shapen's season passing grade from PFF of 91.5 ranks fourth nationally and second in the SEC among qualified quarterbacks.
 - » According to PFF, in week one, Shapen had an NFL passer rating of 155.6 (158.3 is perfect). Among qualified QBs that attempted at least 20 passes, Shapen's NFL passer rating of 155.6 ranked fourth in the FBS and second against all P4 quarterbacks.
 - » Shapen connected on two touchdowns of 65+ yards. In week one, he hit **Jordan Mosley** for a 65-yard touchdown. He followed that up in week two with an 80-yard touchdown strike to **Kevin Coleman Jr.**
 - » Shapen's stat rankings at the time of his injury:

Blake (4 games)				MVB (8 games)				Final 2024 Rankings	
Totals	SEC	NCAA		Totals	SEC	NCAA		SEC	NCAA
Passing Yards	974	3rd	28th	Passing Yards	1,786	12th	71st		
Completions	74	4th	38th	Completions	133	13th	92nd		
Completion %	68%	7th	23rd	Completion %	55%	15th	98th		
Pass Efficiency	166.9	6th	23rd	Pass Efficiency	125.6	12th	57th		
Touchdowns Thrown	8	3rd	20th	Touchdowns Thrown	11	9th	70th		
Yards Per Game	243.5	3rd	39th	Yards Per Game	223.3	7th	50th		
Total Offense	1,010 yards	5th	48th	Total Offense	1,779	13th	78th		
PFF Passing Grade	86.8	3rd	12th	PFF Passing Grade	68.2	--	--		
PFF Offensive Grade	81.7	5th	22nd	PFF Offensive Grade	67.1	--	--		
Explosive Plays > 20 yds	12	5th	42nd	Explosive Plays > 20 yds	25	--	--		
Explosive Plays > 50 yds	3	3rd	T-6th	Explosive Plays > 50 yds	3	--	--		
Explosive Plays > 80 yds	1	T-1st	T-2nd	Explosive Plays > 80 yds	0	--	--		

Career 100+ Yard Rushing Games

Davon Booth (5)		
Date	Rush Yards (TD)	Opponent
Oct. 7, 2023	141 (2)	Colorado State
Nov. 9, 2023	125 (1)	Tennessee
Nov. 18, 2023	125 (0)	Boise State
Nov. 23, 2024	124 (1)	Missouri
Sept. 23, 2023	103 (0)	James Madison

Keyvone Lee (1)

Date	Rush Yards	Opponent
Nov. 28, 2020	134 (1)	at Michigan

Career 100+ Yard Receiving Games

Kelly Akharaiyi (6)		
Date	Receiving Yards (TD)	Opponent
Oct. 11, 2023	223 (2)	at FIU
Nov. 4, 2023	141 (1)	Western Kentucky
Nov. 18, 2023	138 (2)	at Middle Tennessee
Oct. 25, 2023	126 (1)	at Sam Houston State
Nov. 25, 2023	109 (0)	Liberty
Aug. 26, 2023	102 (1)	at Jax State

Jaden Walley (4)

Date	Receiving Yards (TD)	Opponent
Nov. 28, 2020	176 (0)	at Ole Miss
Dec. 19, 2020	129 (1)	Missouri
Nov. 21, 2020	115 (1)	at Georgia
Dec. 12, 2020	100 (0)	Auburn

Kevin Coleman Jr. (5)

Date	Receiving Yards (TD)	Opponent
Dec. 17, 2022	137 (1)	NC Central
Nov. 29, 2024	118 (1)	at Ole Miss
Oct. 12, 2024	103 (0)	at Georgia
Sept. 8, 2024	103 (1)	at Arizona State
Oct. 26, 2024	100 (1)	Arkansas

Jordan Mosley (2)

Date	Receiving Yards (TD)	Opponent
Nov. 2, 2024	107 (0)	UMass
Aug. 31, 2024	104 (1)	Eastern Kentucky

Seydou Traore (1)

Date	Receiving Yards (TD)	Opponent
Sept. 17, 2022	120 (1)	Memphis

OFFENSIVE NOTEBOOK

MICHAEL VAN BUREN JR.

- » **Michael Van Buren Jr.** is Mississippi State's new QB1 following the season-ending injury to Blake Shapen.
- » Van Buren Jr. was a 4-star QB and ranked No. 58 on the ESPN Top 300 list. He was a member of the UA All-American game and even threw a touchdown pass to current teammate **Mario Craver** to open the All-American game.
- » **Jeff Lebby** offered Van Buren Jr. a scholarship when he was the offensive coordinator at Oklahoma.
- » Van Buren Jr. has the same mentors as Caleb Williams, the current Chicago Bears starting quarterback, which helped Lebby build a relationship with Van Buren Jr. while recruiting him to Oklahoma and Mississippi State.
- » Van Buren Jr. made his collegiate debut against Eastern Kentucky but didn't throw the ball. He made his first career start at #1 Texas.
- » Van Buren Jr. became just the ninth true freshman in program history to start a game at quarterback for Mississippi State.
- » Van Buren Jr. was the sixth Mississippi State true freshman to make his first career start against an SEC team.
- » Van Buren Jr. had a breakout performance at #5 Georgia in his second career start. In the contest, Van Buren Jr. earned his first career 300-yard passing game (306) and threw for three touchdowns.
- » In his strong effort against Georgia, Van Buren Jr. became just the second Mississippi State quarterback in program history to throw for over 300 yards against UGA. The other was Will Rogers in 2020.
- » He earned his first 300-yard passing game in just his second career start, becoming the fastest State QB to accomplish that feat since at least 2010. *Note: This is based on total career starts, both at MSU or another school
- » He was named the week 7 SEC Freshman of the Week for his efforts at Georgia.
- » Became the first Mississippi State QB since Dak Prescott in 2014 to throw multiple touchdown passes in back-to-back games vs. ranked opponents.
- » In October, Michael Van Buren Jr. led all SEC quarterbacks in touchdown passes with 8. Trailing MVB were Vanderbilt's Diego Pavia (7), Arkansas' Taylen Green (6) and Texas' Quinn Ewers (6). He finished fifth in passing yards (857), fourth in passing yards per game (285.7) and third in passer rating (169.7).
- » His eight passing touchdowns in October was tied for 12th nationally.
- » Van Buren Jr. scored two rushing touchdowns vs. UMass, his first career multi rushing touchdown game. He became the first Mississippi State quarterback since Garrett Schrader on Nov. 28, 2019, against Ole Miss to rush for two TDs in the same game.

KEVIN COLEMAN JR.

- » **Kevin Coleman Jr.** caught a pass in 29 straight games.
- » His streak of 29 straight games with a reception was tied for the 22nd longest active streak in the country.
- » Caught 5+ passes in 11 of the team's 12 games, including each of the last 10 games.
- » Coleman Jr. is the first Mississippi State receiver to have 8+ receptions in three straight games since Makai Polk in 2021. During that season, Polk had two different 3-game streaks of 8+ receptions.
- » Had six games this season with a reception of 30+ yards (Arizona State, Toledo, Georgia, Texas A&M, Arkansas and Ole Miss).
- » Ranked 5th in the SEC in receiving yards with 932 yards.
- » His six receiving TDs were tied for 12th in the SEC.
- » Had 39 receptions that went for 10 or more yards this season.
- » Had seven receptions of 30+ yards, tied for the 6th in the SEC.
- » Coleman Jr. ranked 8th in the SEC in all-purpose yards (1,096) and averages 91.3 yards per game, ranking 8th in the SEC.
- » Coleman Jr. set career-highs in receptions (74), yards (932) and touchdown receptions (5).
- » Was 1 of 30 FBS players with a reception of more than 80 yards this season.
- » Had four 100-yard receiving games in 2024, giving him five for his career. All four of his 100-yard receiving games in 2024 were against Power-4 opponents ... Three were against SEC teams (vs. OM, UGA, ARK) ... Three were on the road (at OM, UGA, ASU)
- » Led the team in receiving five times.
- » Coleman Jr. hauled in an 80-yard touchdown strike from **Blake Shapen** against Arizona State. The 80-yard score is the sixth-longest touchdown reception in the FBS this season and the third-longest of the P4 teams.
- » Coleman Jr.'s 80-yard touchdown was the longest reception by a State player since Nov. 23, 2019, against Abilene Christian when Kylin Hill took an 88-yard reception to the endzone.

2024 NEWCOMER TRACKER (43)

Transfers (26)	GP / GS
Stone Blanton (South Carolina)	12-12
Kevin Coleman Jr. (Louisville)	12-12^
Marlon Martinez (LSU)	12-10
Ethan Miner (North Texas)	12-12
Sulaiman Kpaka (Purdue)	12-11
Jacoby Jackson (Texas Tech)	12-11
Branden Jennings (JUCO)	12-11
Brylan Lanier (JUCO)	12-10
Davon Booth (Utah State)	12-10
Justin Ball (Vanderbilt)	12-4
Ashun Shepphard (JUCO)	12-1
Johnnie Daniels (JUCO)	12-0
Zach Haynes (New Mexico State)	12-0
Kelly Akharaiyi (UTEP)	11-7
Cameron Ball (Buffalo)	12-0
Makylan Pounders (Memphis)	11-7^
Corey Clark (JUCO)	10-0
Blake Shapen (Baylor)	4-4*
Kedrick Bingley-Jones (North Carolina)	4-4*
DeAgo Brumfield (Memphis)	4-2*
Trent Hudson (New Mexico State)	4-0^
Tyler Woodard (JUCO)	4-0*
Logan Flinta (Colorado State)	2-0^
Semaj Parker (D2)	1-0
Marcus Ross (JUCO)	1-0^^
Traveon Wright (Memphis)	1-0*

True Freshmen (17)	GP / GS
Kai McClendon	12-5
Cyrus Reyes	12-0
Luke Work	11-7
Braylon Burnside	11-0
Xavier Gayten	11-0
Michael Van Buren Jr.	10-8^
Mario Craver	9-3^
Elijah Cannon	4-0
JJ Harrell	4-0^
Ricky Johnson	4-0
Jatavious Johnson	3-0
Fred Clark	3-0
Jimothy Lewis Jr.	4-0
Sanfrisco Magee	2-0
Terrance Hibbler Jr.	2-0
Josaiah Knight	1-0
TJ Lockhart	1-0

* Missed multiple games due to injury
^ Entered transfer portal following 2024 season

OFFENSIVE NOTEBOOK CONT...

- » Kevin Coleman Jr. ended the season with 74 receptions.
- » His 74 catches rank 2nd in the SEC and are tied for 18th nationally at the end of the regular season.
- » His 74 receptions were the most in a single season by a Mississippi State player since 2021, when three Bulldogs had 60+ catches: Makai Polk (105), Woody Marks (83) and Dillon Johnson (65).
- » He is 1 of just 6 Bulldogs to have at least 65 receptions in a single season in program history. (Fred Ross did it twice in 2015 & 2016)

MISSISSIPPI STATE SINGLE-SEASON RECEPTIONS TOP 10

	Rec.	Player	Yards	Avg.	Season
1.	105	Makai Polk	1,046	10.0	2021
2.	88	Fred Ross	1,007	11.4	2015
3.	83	Woody Marks	502	6.0	2021
4.	74	Kevin Coleman Jr.	932	12.6	2024
	74	David Smith	987	13.3	1970
6.	72	Fred Ross	917	12.7	2016
7.	65	Dillon Johnson	422	6.5	2021
8.	64	Jameon Lewis	923	14.4	2013
	64	Sammy Milner	745	11.6	1969
	64	Sammy Milner	909	14.2	1968

- » Kevin Coleman Jr. had 932 receiving yards this season, fifth most in a single season at Mississippi State.

MISSISSIPPI STATE SINGLE-SEASON RECEIVING YARDS TOP 10

	Yards	Player	Rec.	Avg.	Season
1.	1,046	Makai Polk	105	10.0	2021
2.	1,035	Mardye McDole	48	21.6	1978
3.	1,007	Fred Ross	88	11.4	2015
4.	987	David Smith	74	13.3	1970
5.	932	Kevin Coleman Jr.	74	12.6	2024
6.	924	Danny Knight	37	25.0	1982
7.	923	Jameon Lewis	64	14.4	2013
8.	922	Chad Bumphis	58	15.9	2012
9.	918	De'Rynnya Wilson	60	15.3	2015
10.	917	Fred Ross	72	12.7	2016

RECEIVER NOTES

- » Mississippi State had six 100-yard receiving performances (Mosley vs. Eastern Kentucky, Coleman Jr. at Arizona State, Coleman Jr. at Georgia, Coleman Jr. vs. Arkansas, Mosley vs. UMass and Coleman Jr. at Ole Miss).
- » State's six, 100-yard receiving games were the most in a single season since the Bulldogs had seven in 2020.
- » Coleman Jr. & Mosley's back-to-back 100-yard games against ECU and ASU marked the first time since Dec. 12 (Jaden Walley, 129) and Dec. 19 (Walley, 100) of 2020 that State had back-to-back games with a 100+ yard receiver.
- » Seydou Traore had his best game as a Bulldog against Arkansas with five receptions for 77 yards. He scored his first touchdown as a Bulldog against UMass.
- » Mario Craver had a season-best five receptions against Texas A&M. He also caught his third touchdown of the season against the Aggies.
- » Kelly Akharaiyi hauled in two touchdown receptions at #5 Georgia, his first two touchdowns of the season.
- » Akharaiyi was the first Mississippi State receiver with multiple touchdown receptions in the same game since Tulu Griffin had a pair of scores against Arizona in 2023.
- » Craver hauled in a 72-yard pass from Michael Van Buren Jr. against Georgia. It tied for the second-longest play from scrimmage for Mississippi State in 2024.
- » Jaden Walley ended his career with the seventh most receptions in a career (146) and the 10th most receiving yards (1,694). He finished tied for ninth in career 100+ yard games with four. He leaves Mississippi State as the only player in program history to have four consecutive 100+ yard receiving games (all in 2020).

RECORD BREAKDOWN

Overall Record	2-10
Home	2-5
Road	0-5
SEC	0-8
Home	0-4
Road	0-4
Non-Conference	1-3
Home	2-1
Road	0-1
Day Games	1-7
Home	1-4
Road	0-3
Night Games (5 p.m. or later)	1-3
Home	1-1
Road	0-2
TV Games	2-10
SEC Network or +	2-5
ESPN Family/ABC	0-5
August/September	1-4
October	0-3
November	1-3
December-January	--
vs Top 25 Teams (AP)	0-5
at home	0-1
on the road	0-4
State Scores on 1st Possession	1-2
Opp. Scores on 1st Possession	1-7
State Scores First	1-3
Opponent Scoring First	1-7
Leading at the Half	2-0
Trailing at the Half	0-10
Tied at the Half	--
Leading after Third Qtr	2-0
Trailing after Third Qtr	0-10
Tied after Third Qtr	--
Overtime Games	--
Game Decided by 7 pts or less	0-1
Scoring less than 20 pts	0-4
Scoring 20-29 points	0-4
Scoring 30-39 Points	0-2
Scoring 40+ Points	2-0
Allowing 10 points or less	1-0
Allowing 11-20 points	1-0
Allowing 21-30 points	0-2
Allowing 31+ points	0-8
State Has More Total Yards	1-1
Opp. Has More Total Yards	0-10
State Has More Rushing Yards	2-1
Opp. Has More Rushing Yards	0-9
State Has More Passing Yards	2-4
Opp. Has More Passing Yards	0-6
Rushing for less than 100 yds	0-4
Rushing for more than 100 yds	2-6
Passing for less than 200 yds	0-3
Passing for 200-299 yds	2-4
Passing for 300-399 yds	0-3
Passing for 400+ yds	--
State has a 100-yard rusher	0-2
Opp. has a 100-yard rusher	0-4
No turnovers	2-0
1-3 turnovers	0-9
4+ turnovers	0-1
No takeaways	0-3
3 or more takeaways	--
State has more penalties	1-8
Opp. has more penalties	1-2
Teams have equal penalties	--
State has more time of possession	0-2
Opp. has more time of possession	2-8
State defense scores	1-0
Opp. defense scores	0-2
State returns KO/Punt for TD	--
Opp. returns KO/Punt for TD	--
Playing on natural grass	2-9
Playing on turf	0-1

RUNNING BACK NOTES

- » **Davon Booth** led the team in explosive run plays (20+ yards) with eight. He also led the team in total explosive plays with 18.
- » Booth had a streak of five consecutive games with a rush of at least 30 yards from Oct. 19 through Nov. 23.
- » Booth scored a touchdown (rushing or receiving) in six straight games from Oct. 12 through Nov. 23 ... During that six game streak, Booth went three straight games with a receiving touchdown (Oct. 12 - Oct. 26) and three straight with a rushing touchdown (Nov. 2 - Nov. 23).
- » Booth had a 54-yard receiving touchdown against Arkansas. It was the longest reception from a Mississippi State running back since Omni Wells had a 40-yarder in 2021 against Tenn. St.
- » **Xavier Gayten** scored his first career touchdown on a 72-run vs. UMass. It was the longest rushing play for the Bulldogs since Nick Fitzgerald had a long run of 74 yards vs. Texas A&M on Nov. 5, 2016. Fitzgerald had three runs of 70+ yards in 2016.
- » **Johnnie Daniels** led the team in rushing for the first time in his career vs. UMass after rushing for 92 yards on six carries with one touchdown. He had two runs of over 35 yards.
- » Mississippi State had four players score a rushing touchdown vs. UMass for the first time since Sept. 19, 2015, against Northwestern State.
- » **Davon Booth** led the team in all-purpose yards with 1,231 (759 rushing, 164 receiving, 308 kick return). At the conclusion of the regular season, Booth ranked 5th in the SEC in all-purpose yards.
- » Booth's 1,231 all-purpose yards were the most by a State player since 2019, when Kylin Hill had 1,530 yards (1,350 rushing and 180 receiving).
- » Booth averaged 102.6 yards per game. He was 1 of 5 SEC players to average 100+ all-purpose yards at the conclusion of the 2024 regular season.
- » Booth led the team in rushing yards (759), rushing touchdowns (5) and rushing yards per game (63.3).
- » Booth's 759 rushing yards are the most by a Mississippi State player since 2019.
- » Booth ranked 8th in the SEC in rushing yards at the conclusion of the regular season.

DEFENSIVE STAT NOTABLES

Double-Digit Tackle Games

Player	2024	Career
Isaac Smith	7	7
Stone Blanton	5	6
Nic Mitchell	3	3
Corey Ellington	1	2

15+ Tackle Games

Player	2024	Career
Isaac Smith	3	3
Stone Blanton	1	1

DEFENSIVE NOTEBOOK

ISAAC SMITH

- » Second-year safety **Isaac Smith** was the unquestioned leader of the Bulldog defense, leading the team in tackles in six games.
- » Smith became the first Bulldog since Jett Johnson to lead the team in tackles in four straight games (Aug. 31 to Sept. 21). Johnson achieved that feat in 2023 between games on Sept. 9 through Sept. 30.
- » Smith led the SEC in total tackles with 127 at the end of the regular season. His 127 tackles also ranked 5th in the FBS.
- » Third consecutive season that a Mississippi State player has led the SEC in total tackles at the end of the regular season. He joins Nathaniel Watson in 2023 (137) and Jett Johnson in 2022 (116).
- » Smith recorded 20 tackles at #7 Tennessee. He had 10 tackles in the first quarter of the game. It was his first career 20+ tackle performance.
- » Smith is 1 of 4 FBS players with a 20+ tackle game this season. He is tied for second with two other players wh had 20 tackles in a single game.
- » He was the only P4 player with 20 tackles in a single game in 2024.

SINGLE-GAME TACKLES TOP 10

Tkls	Player vs. Opp.	Date
1. 29	Ray Costict vs. Kentucky	10-09-1976
2. 21	Nathaniel Watson vs. Ole Miss	11-23-2023
	Nathaniel Watson vs. Southern Miss	11-18-2023
4. 20	Isaac Smith at Tennessee	11-09-2024
	Mario Haggan vs. Arkansas	11-18-2000
	Dereck Rush vs. Central Florida	10-25-1997
7. 19	Mario Haggan at LSU	10-21-2000
	Paul Lacoste at LSU	10-26-1996
	Paul Lacoste vs. Alabama	11-16-1996
10. 18	Jett Johnson vs. Southern Miss	11-18-2023
	Brandon Wilson vs. La. Tech	09-24-2011
	Titus Brown vs. Arkansas	11-20-2004

STONE BLANTON

- » Finished tied for 2nd in the SEC in total tackles with 125. Also finished tied for 9th in the FBS in total tackles.
- » Led the team in tackles seven times which was a team high.
- » Recorded double-digit tackles in six games this season, which gave him seven for his career. He had double-digit tackles in four of the final five games.
- » Blanton set a career-high with 18 tackles against Missouri.

BELOW SEASON AVERAGES

- » The Bulldog defense held the then SEC's second leading rusher through Oct. 19, Le'Veon Moss, to just 65 rush yards. Moss entered the contest averaging 101.5 yards per game.
- » State held Texas A&M's then second ranked rushing offense to a total of 136 yards on the ground, 96 yards below their season average entering the game.
- » Mississippi State played their best defensive game at #1

- Texas. As a team, State held Texas to its fewest points in the first half this season (14). The previous low was 24 against Michigan.
- » The Bulldogs held Texas to its fewest total yards of offense in an opening half (212). The previous low was 275 by ULM.
- » State held Texas to just 10 yards rushing in the first half, the fewest total rushing yards for Texas in any half this season.
- » The Bulldogs recorded two sacks in the contest, the most in a single game this season for State.
- » Mississippi State also earned 7.0 TFLs against the Longhorns, the highest total for State this season, and it was the first time MSU has more than 5.0 TFLs in a game this season.

PLAYS IN THE BACKFIELD

- » **Brandon Jennings** led the team in tackles for loss with five. He had a TFL in four straight games from Sept. 28 through Nov. 2. Sulaiman Kpaka finished second in TFLs with 4.5, including at least a half TFL in each of the final three games.
- » **Zakari Tillman** led the team in sacks with 3.5. He had three sacks in the final two games and was the only Mississippi State player to record multiple sacks in a single game this season.
- » Only Tillman, Jennings, **Ty Cooper** and **Kalvin Dinkins** had at least 1.0 sack in 2024.
- » True freshman **Kai McClendon** was one of State's best pass rushers along the D-Line in 2024. McClendon was 13th on the team, second among defensive lineman in total tackles (30). Leading the defensive line in tackles was redshirt freshman **Trevion Williams** with 33.

GENERATING TURNOVERS

- » Mississippi State forced 12 fumbles in 2024, recovering four. State's fifth fumble recovery was a blocked punt recovered for a touchdown in game one by Mario Craver (NCAA Genius Stats doesn't include it as a personal fumble recovery). State also had seven interceptions. It was the fewest number of interceptions in a season since they had eight in 2008.
- » **Elijah Cannon** was the only Bulldog to return an interception or fumble back for a touchdown. He had a pick-six in the first game of the season against Eastern Kentucky.
- » With Cannon's pick-six vs. ECU, Mississippi State has had at least one pick-six in three straight seasons.
- » **Corey Ellington** led the team with three forced fumbles. **Stone Blanton** was the only other Bulldog with multiple forced fumbles.
- » Mississippi State scored 46 points off turnovers in 2024. It was more than State had in 2023 (31) and just the second time since 2016 (45) to score less than 50 points off turnovers in a season.

CAREER FIRSTS

DEFENSIVE NOTEBOOK CONT...

- » Against Arkansas, **Nic Mitchell** earned his first career interception. His first pick came on a tipped pass from **Isaac Smith** in the third quarter. **Zakari Tillman** earned his first career forced fumble.
- » Both **Hunter Washington** and **Zakari Tillman** earned their first career interceptions against Texas A&M on Oct. 19.
- » At Georgia, **Brice Pollock** grabbed his first career interception and forced his first career fumble. Pollock became the first Mississippi State Bulldog to record both an interception and force a fumble in the same game since Collin Duncan on Nov. 7, 2020.
- » **DeAgo Brumfield** earned his first career interception against Georgia on Oct. 12.
- » Against Florida, **Kelley Jones** earned his first career fumble recovery, while **Isaac Smith** earned his first career forced fumble.
- » Both **Corey Clark** and **Tanner Johnson** earned their first career TFLs.
- » **Kai McClendon** made his first career start vs. Arkansas on Oct. 26.
- » McClended recorded his first career sack vs. UMass.
- » **Brylan Lanier** earned his first career interception vs. UMass.
- » **Isaac Smith** earned his first TFL at #7 Tennessee.

QUICK NOTES

- » State's six pass break-ups vs. UMass were a season-high.
- » The Bulldog's 108 total tackles vs. Missouri were a season-best. State had three games in 2024 with 100+ tackles as a team (103 vs. UMass, 100 at Tennessee, 108 at Ole Miss).
- » Mississippi State had four games with 2.0 sacks as a team (EKU, Texas, UMass, Ole Miss).
- » Mississippi State earned a takeaway in nine of the 12 games.
- » State had a streak of 8 straight games forcing a turnover until it was snapped vs. Missouri.
- » The Bulldogs earned an interception in four of the final six games of the season.
- » It was the third consecutive season that Mississippi State had two players with 100+ tackles (Smith, 127 / Blanton, 125).

SPECIAL TEAMS NOTEBOOK

BLOCKED PUNTS & KICKS

- » Mississippi State blocked two punts, one of which was returned for a touchdown (vs. ECU).
- » Mississippi State's first blocked punt was against Eastern Kentucky in the season opener (the second straight season with a blocked punt returned for a touchdown in the season opener). The play was Mississippi State's 11th blocked punt for a score in its 125 seasons of football and the third with a return yardage total of 0 yards. It was also just the second time in program history that State had blocked a punt for a score in back-to-back seasons. It last happened in 1972 & 1973.
- » State's second blocked punt was against No. 1 Texas on Sept. 28. Zakari Tillman is the player who got the blocked punt.
- » The Bulldogs have blocked a punt/kick in four straight seasons dating back to the 2021 season. In that stretch, the Bulldogs have blocked two punts/kicks in a season twice (2024 & 2021). Since 2016, Mississippi State has only blocked three punts/kicks in a single season twice (2017 & 2016). In 2016, MSU led the SEC with four blocks.

PUNTING

- » **Nick Barr-Mira** handled full-time punting duties for the second time in his career. Before the 2024 season, Barr-Mira served as UCLA's punter in 2022, where he punted 25 times and averaged 42.8 ypp, which would have ranked 44th nationally.
- » As State's primary punter in 2024, he averaged 44.8 yards per punt.
- » On 44 punts, Barr-Mira produced 18 fair catches with 17 punts being inside the 20 yard line.
- » Barr-Mira set a career-long with a 60-yard punt against Texas.
- » Of his 44 punts, 14 went at least 50 yards.

KICKING

- » **Kyle Ferrie** was 10-for-12 in field goals in 2024. He is 36-for-37 in PATs this season.
- » Against Georgia, he connected on a season-long field goal of 47 yards.
- » Ferrie has made nine career field goals from 40+ yards.

SPECIAL TEAMS, SPECIAL PLAYS, SPECIAL PLAYERS

- » **Kevin Coleman Jr.** had one of the best games returning punts in week one, returning five punts for 117 yards, including a long return of 32 yards.
- » Coleman Jr.'s 117 punt return yards in week one ranked 6th nationally for the most punt return yards by one player in a single game.
- » Coleman Jr.'s 117 punt return yards are the most in a single game for a Bulldog since at least 2010.
- » His strong effort in the return game and on the receiving front allowed Coleman Jr. to earn 205 all-purpose yards against Eastern Kentucky.
- » Coleman Jr. was second on the team with 1,096 all-purpose yards (932 receiving, 153 punt return, 11 rushing).
- » **Davon Booth** led the team with 308 kickoff return yards.
- » Booth averaged 25.7 yards per return, 11th best avg. nationally and the best average in the SEC.
- » Booth's 308 kickoff return yards on the season are the most by a Bulldog since 2022, when Tulu Griffin had 613 yards on 19 returns.
- » Booth's 25.7 kickoff return average is the highest mark by a Bulldog, with at least 10 returns in a season since 2022, when Tulu Griffin averaged 32.3 yards per return on 19 returns.

FALL SEC ACADEMIC HONOR ROLL

Kelly Akharaiyi	Interdisciplinary Studies	Nick Lauderdale	
Deonte Anderson	Business Administration	Workforce Education Leadership (Master's)	
Cameron Ball	Management	Keyvone Lee	Interdisciplinary Studies
Nick Barr-Mira		Jimothy Lewis	Undeclared
Workforce Education Leadership (Master's)		Rayfield Lotten	English
Leon Bell	Interdisciplinary Studies	Nic Mitchell	Business Administration
Stone Blanton	Interdisciplinary Studies	Gabe Moore	Undeclared
Canon Boone	Business Administration	Jordan Morant	
Thomas Cheatham	Interdisciplinary Studies	Workforce Education Leadership (Master's)	
Kevin Coleman Jr.	Interdisciplinary Studies	Gavin Nelson	Interdisciplinary Studies
Johnnie Daniels		Chris Parson	
Kinesiology/Physical Activity & Coaching			Kinesiology/Sport Administration
Seth Davis	Mechanical Engineering	Sam Paxton	Kinesiology/Neuromechanics
Wesley Davis	Business Administration	Makylan Pounders	Interdisciplinary Studies
Kalvin Dinkins	Interdisciplinary Studies	JP Purvis	
Kyle Ferrie		Workforce Education Leadership (Master's)	
Kinesiology/Sport Administration		Cyrus Reyes	Biochemistry
Hayes Hammond	Undeclared	Michael Robinson	Interdisciplinary Studies
Antonio Harmon	Interdisciplinary Studies	Khamauri Rogers	Interdisciplinary Studies
JJ Harrell		Blake Shapen	Interdisciplinary Studies
Kinesiology/Sport Administration		Amari Smith	Industrial Technology
Marlon Hauck		Isaac Smith	
Kinesiology/Sport Administration			Kinesiology/Sport Administration
Bailey Henderson	Interdisciplinary Studies	Vic Sutton	Marketing
TB Hinton	Undeclared	Seydou Traore	Interdisciplinary Studies
Grant Jackson	Undeclared (Graduate)	Josh Washington	Marketing
Wykece Johnson	Interdisciplinary Studies	Jake Weir	Business Administration
Kelley Jones	Undeclared	Creed Whittemore	
Raydarius Jones	Undeclared		Kinesiology/Sport Administration
Kade Kolka		Briston Williams	Finance
Business Administration (Master's)		Luke Work	Agribusiness Management
Jakson LaHue			
Mechanical Engineering/Mathematics			

2025 SIGNING CLASS (25)

Name	Pos.	Ht.	Wt.	Yr.*	Hometown
Mason Clinton ^	DL	6-6	285	So.	Hattiesburg, Miss.
Spencer Dowland ^	OL	6-6	300	Fr.	Athens, Ala.
Gracen Harris ^	WR	5-11	175	Fr.	Ennis, Texas
Davian Jackson	WR	6-1	190	Fr.	New Iberia, La.
Lo'Kavion Jackson	DB	6-0	195	Fr.	Reddick, Fla.
LaKendrick James ^	LB	6-2	260	Jr.	Shelby, Miss.
Amarien Jefferson ^	CB	6-1	190	Jr.	Tylertown, Miss.
Geron Johnson	RB	5-11	185	Fr.	Memphis, Tenn.
Kyle Johnson	DB	5-11	180	Fr.	Cotton Port, La.
Matthew Lefeau	OL	6-6	355	Jr.	Tacoma, Wash.
AJ Lewis Jr. ^	WE	6-1	200	Fr.	Hattiesburg, Miss.
Tyler Lockhart ^	LB	6-2	225	Fr.	Kilmichael, Miss.
Saquon Miles ^	OL	6-5	300	Jr.	Greenville, Ala.
Isaiah Mitchell	WR	5-11	180	Fr.	Fort Valley, Ga.
Tony Mitchell ^	WR	6-1	215	Jr.	Alabaster, Ala.
Jamarcus Moye ^	DL	6-5	345	Jr.	Phenix City, Ala.
AJ Rice ^	LB	6-1	240	Fr.	Huntsville, Ala.
Jakheem Shumpert ^	OL	6-5	330	Jr.	Plantersville, Miss.
Joeseeph Skipworth	TE	6-5	225	Fr.	Pace, Fla.
Sekou Smith ^	DB	6-0	180	Fr.	Miami, Fla.
Ja'Bryis Stewart ^	LB/S	6-1	200	Jr.	Crystal Springs, Miss.
KaMario Taylor ^	QB	6-4	215	Fr.	Macon, Miss.
Breyden Turnage	OL	6-7	300	Fr.	Dyersburg, Tenn.
Tyshun Willis	LB	6-1	240	Fr.	Camden, Miss.
Kolin Wilson ^	RB	5-9	190	Fr.	Gulf Shores, Ala.

*Year represents athletic standing entering 2025 / ^ Mid Year Enrollee

Final 2025 Class Rankings

	National	SEC
On3 -	22nd	13th
247Sports -	30th	13th

TO THE PORTAL (25)

Below is a list of players who hit the transfer portal following the 2024 season and the school they transferred to:
Michael Van Buren Jr., QB* (LSU) ... Marcus Ross, LB* (Louisiana-Monroe) ... Mario Craver, WR* (Texas A&M) ... Khamauri Rogers, CB (Jackson State) ... Brice Pollock, CB (Texas Tech) ...
Gabe Moore, DL (Nebraska) ... Javae Gilmore, LB (Marshall) ... Kobi Albert, S (UConn) ... Trent Hudson, WR* (Vanderbilt) ... Antonio Harmon, WR (Marshall) ... Makylan Pounders, IOL* (Louisville) ...
John Lewis, LB (UNLV) ... Ty Cooper, LB (Tulane) ... TB Hinton, LB (Alcorn State) ... Chris Parson, QB (Austin Peay) ... Creed Whittemore, WR (Utah) ... JJ Jarrell, WR* (Arkansas State) ...
Kevin Coleman Jr.* (Missouri) ... Keyvone Lee, RB (UNLV) ... Eric Taylor, DL (SMU) ... Leon Bell, OT (Cal) ... Jeffery Pittman, RB (Southern Miss) ... Chris Keys Jr., CB (TBD) ... Raydarius Jones, CB (TBD) ... Amari Smith, IOL (TBD)

*Part of 2024 signing class

PORTAL PICKUPS FOR 2025 (26)

Name	Pos.	Ht.	Wt.	Yr.*	Previous School
Markus Allen ^	WR	6-2	215	Sr.	Eastern Michigan
Jaray Bledsoe ^	DL	6-4	275	Jr.	Texas
Fluff Bothwell ^	RB	5-10	220	So.	South Alabama
Jamil Burroughs ^	DT	6-3	310	Jr.	Miami
Montrell Chapman ^	LB	6-3	230	Jr.	Mississippi Gulf Coast CC
Anthony Evans III ^	WR	5-11	170	Jr.	Georgia
Jaron Glover ^	WR	6-1	205	Jr.	Michigan State
Derion Gullette ^	LB	6-3	230	So.	Texas
Red Hibbler ^	DL	6-2	275	Gr.	NC State
Emeka Iloh ^	TE	6-9	250	Jr.	Coahoma CC
Koby Keenum ^	OL	6-4	305	So.	Kentucky
Luke Kromenhoek ^	QB	6-4	210	So.	Florida State
Carson Lee ^	OL	6-3	320	Gr.	Eastern Michigan
Dwight Lewis III ^	CB	6-1	195	Sr.	Marian University
Jahron Manning ^	S	5-10	185	Sr.	Old Dominion
Jesse Ramil ^	OL	6-5	300	Sr.	James Madison
Darron Reed Jr. ^	DL	6-4	285	So.	Auburn
Nevaeh Sanders ^	DL	6-4	220	Gr.	Northern Illinois
Jalen Smith ^	LB	6-2	230	So.	Tennessee
Malick Sylla ^	LB	6-6	240	Sr.	Texas A&M
Raishien Thomas ^	DL	6-4	260	Gr.	Northern Illinois
Brenen Thompson ^	WR	5-9	170	Sr.	Oklahoma
Cam Thompson ^	WR	6-0	200	Jr.	Northern Illinois
Will Whitson ^	DL	6-5	285	Gr.	Coastal Carolina
Ayden Williams ^	WR	6-3	205	Jr.	Ole Miss
Jayven Williams ^	CB	6-2	175	Jr.	Kennesaw State

*Year represents athletic standing entering 2025 / ^ Mid Year Enrollee

Final 2025 Class Rankings

	National	SEC
On3 -	39th	9th
247Sports -	15th	8th

OFFENSIVE STARTERS

OPPONENT	LT	LG	C	RG	RT	QB	RB	TE / WR	WR	WR	WR
Eastern Kentucky	Pounders	J. Jackson	Miner	Martinez	Reese IV	Shapen	Lee	Traore	Coleman Jr.	Whittemore	Mosley
at Arizona State	Reese IV	Pounders	Miner	Martinez	Bell	Shapen	Lee	J. Ball	Coleman Jr.	Whittemore	Traore
Toledo	Pounders	J. Jackson	Miner	Martinez	Reese IV	Shapen	Booth	J. Ball	Coleman Jr.	Whittemore	Traore
Florida	Pounders	J. Jackson	Miner	Martinez	Reese IV	Shapen	Booth	Traore	Coleman Jr.	Craver	Mosley
at Texas	Pounders	J. Jackson	Miner	Martinez	Reese IV	Van Buren Jr.	Booth	Traore	Coleman Jr.	Craver	Mosley
at Georgia	Work	J. Jackson	Miner	Martinez	Reese IV	Van Buren Jr.	Booth	J. Ball	Coleman Jr.	Akharaiyi	Traore
Texas A&M	Work	J. Jackson	Miner	Martinez	Reese IV	Van Buren Jr.	Booth	Traore	Coleman Jr.	Akharaiyi	Craver
Arkansas	Work	J. Jackson	Miner	Martinez	Reese IV	Van Buren Jr.	Booth	Traore	Coleman Jr.	Akharaiyi	Mosley
UMass	Work	J. Jackson	Miner	Martinez	Reese IV	Van Buren Jr.	Booth	Traore	Coleman Jr.	Akharaiyi	Mosley
at Tennessee	Work	J. Jackson	Miner	Martinez	Reese IV	Van Buren Jr.	Booth	Traore	Coleman Jr.	Akharaiyi	Mosley
Missouri	Pounders	J. Jackson	Miner	Reese IV	Work	Van Buren Jr.	Booth	J. Ball	Coleman Jr.	Akharaiyi	Traore
at Ole Miss	Pounders	J. Jackson	Miner	Reese IV	Work	Van Buren Jr.	Booth	Traore	Coleman Jr.	Akharaiyi	Mosley

DEFENSIVE STARTERS

OPPONENT	JACK	DT	DT	DE	MIKE	DIME	STAR	FS	SS	CB	CB
Eastern Kentucky	Cooper	Bingley-Jones	Kpaka	De. Russell	Blanton	Mitchell	Lanier	I. Smith	Washington	K. Jones	Pollock
at Arizona State	Jennings	Bingley-Jones	Kpaka	De. Russell	Blanton	Mitchell	Lanier	I. Smith	Washington	K. Jones	Pollock
Toledo	Jennings	Bingley-Jones	Kpaka	De. Russell	Blanton	Mitchell	Lainer	I. Smith	Washington	Keys Jr.	Pollock
Florida	Jennings	T. Williams	Kpaka	De. Russell	Blanton	Mitchell	Lainer	I. Smith	Washington	K. Jones	Pollock
at Texas	Jennings	T. Williams	Kpaka	De. Russell	Blanton	Mitchell	Tillman	Ellington	Washington	Lainer	Pollock
at Georgia	Jennings	Bingley-Jones	Kpaka	De. Russell	Blanton	Mitchell	Lainer	I. Smith	Washington	K. Jones	Pollock
Texas A&M	Jennings	T. Williams	Kpaka	De. Russell	Blanton	Mitchell	I. Smith	Ellington	Washington	Brumfield	Pollock
Arkansas	Jennings	McClendon	Kpaka	Anderson	Blanton	Mitchell	I. Smith	Ellington	Washington	Brumfield	Pollock
UMass	Jennings	McClendon	Shepphard	Anderson	Blanton	Mitchell	I. Smith	Ellington	Washington	Lanier	Pollock
at Tennessee	Jennings	McClendon	Kpaka	Anderson	Blanton	Mitchell	I. Smith	Ellington	Washington	Lanier	Pollock
Missouri	Jennings	McClendon	Kpaka	De. Russell	Blanton	Mitchell	I. Smith	Ellington	Washington	Lanier	Pollock
at Ole Miss	Jennings	McClendon	Kpaka	De. Russell	Blanton	Mitchell	I. Smith	Ellington	Washington	Lanier	Pollock

CAREER STARTS CHART											
NAME	2024	CAREER	STREAK	NAME	2024	CAREER	STREAK	NAME	2024	CAREER	STREAK
Ethan Miner	12	48*	45	Branden Jennings	11	14*	11	Kelley Jones	4	4	-
Montre Miller	0	28*	-	Sulaiman Kpaka	11	13*	3	Malik Ellis	0	4	-
Kevin Coleman Jr.	12	28*	12	Albert Reese IV	12	13	12	Donterry Russell	0	4	-
Jaden Walley	0	27	-	DeAgo Brumfield	2	12*	-	John Lewis	0	3	-
Blake Shapen	4	27*	4	Nic Mitchell	12	12	12	Ty Cooper	1	3	-
Kelly Akharaiyi	7	25*	7	Keyvone Lee	2	11*	-	Chris Keys Jr.	1	3*	-
Jacoby Jackson	11	25	10	Isaac Smith	11	11	11	Mario Craver	3	3	-
Seydou Traore	12	25*	12	Brylan Lanier	10	10	4	Trevion Williams	3	3	-
Stone Blanton	12	24*	24	Jordan Mosley	7	8	4	Antonio Harmon	0	2	-
Justin Ball	4	20*	-	Michael Van Buren Jr.	8	8	8	Trent Hudson	0	2*	-
Makylan Pounders	7	19*	2	JP Purvis	0	7	-	Ashun Shepphard	1	1	-
De'Monte Russell	9	18	2	Luke Work	7	7	7	Zakari Tillman	1	1	-
Davon Booth	10	17*	10	Cameron Ball	0	6*	-	Seth Davis	0	1	-
Corey Ellington	7	16	6	Creed Whittemore	3	5	-	Jordan Morant	0	1	-
Hunter Washington	12	16	12	Deonte Anderson	3	5	-	Chris Parson	0	1	-
Brice Pollock	12	15	12	Kai McClendon	5	5	5	Leon Bell	1	1	-
Marlon Martinez	10	14*	-	Kedrick Bingley-Jones	4	4	4	* Starts at other schools			

STARTS AT PREVIOUS SCHOOLS											
NAME	SCHOOL	SEASONS	NAME	SCHOOL	SEASONS	NAME	SCHOOL	SEASONS	NAME	SCHOOL	SEASONS
Kelly Akharaiyi	UTEP	2022-23	Trent Hudson	New Mexico State	2023	Montre Miller	Toledo	2018-22	Ethan Miner	North Texas	2023
Cameron Ball	Buffalo	2022-23	Jacoby Jackson	Texas Tech	2021-23		Arkansas State	2020-22			
Justin Ball	Vanderbilt	2019-23	Branden Jennings	Maryland	2021	Makylan Pounders	Memphis	2021-23			
Stone Blanton	South Carolina	2022-23	Chris Keys Jr.	Indiana	2020-22	Seydou Traore	Arkansas State	2021-22			
Davon Booth	Utah State	2023	Sulaiman Kpaka	Purdue	2019-23	Blake Shapen	Baylor	2020-23			
Kevin Coleman Jr.	Louisville	2023	Keyvone Lee	Penn State	2020-22						
	Jackson State	2022	Marlon Martinez	LSU	2020-23						

THE LAST TIME ...

MISSISSIPPI STATE - TEAM

Scoring

Scored 30-39 points	at Georgia, 2024 (31)
Scored 40-49 points	UMass, 2024 (45)
Scored 50-59 points	Eastern Kentucky, 2024 (56)
Scored 60+ points	Stephen F. Austin, 2018 (63)

Total Offense

Had 400-499 yards total offense	UMass, 2024 (463)
Had 500-599 yards total offense	at South Carolina, 2023 (519)
Had 600+ yards total offense	at LSU, 2020 (632)
Total 100+ plays	Arkansas, 2010 (100)
Did not commit a turnover	UMass, 2024
Did not commit a turnover in back-to-back games	Southern Miss, Ole Miss, 2023

Passing

Had 300-399 yards passing	Arkansas, 2024 (309)
Had 400-499 yards passing	at South Carolina, 2023 (487)
Had 500-599 yards passing	Arkansas, 2015 (508)
Had 600+ yards passing	at LSU, 2020 (623)
Had 40+ pass completions	Auburn, 2022 (42)
Had 60+ pass attempts	at Alabama, 2022 (61)
Had 70+ pass attempts	at Kentucky, 2020 (70)
Threw 4 Passing TDS	ETSU, 2022 (6)
Threw 5+ Passing TDS	ETSU, 2022 (6)

Rushing

Had 300-399 yards rushing	Abilene Christian, 2019 (372)
Had 400+ yards rushing	at Arkansas, 2019 (460)
Had 50+ rushing attempts	Florida, 2024 (56)
Had 60+ rushing attempts	Ole Miss, 2017 (62)
Had 70+ rushing attempts	Arkansas, 2010 (70)
Had 4 rushing TDs	at Arkansas, 2019 (4)
Had 5 rushing TDs	UMass, 2024, 2018 (5)
Had 6+ rushing TDs	Middle Tennessee State, 2010 (7)
Had 2 players with 100 yards rushing	at Arkansas, 2019 (Kylin Hill, 234; Nick Gibson, 129)
Had 3+ players with 100 yards rushing	ULM, 1996 (Tony Buckhalter, 119; Nakia Greer, 110; Robert Isaac, 103)

Receiving

Had 2 players with 100+ yards receiving	vs. Samford, 2016 (Donald Gray, 207; Fred Ross, 107)
Had 3+ players with 100+ yards receiving	at LSU, 2020 (Osirus Mitchell, 183; Kylin Hill, 158; JaVonta Payton, 122)
Had eight+ different receivers catch a pass	Arkansas, 2024 (8)

Defense

Allowed 50+ points	Arkansas, 2024 (58)
Allowed 60+ points	South Carolina, 1995 (65)
Held opponent scoreless	Charleston Southern, 2017 (49-0)
Held 2 opponents scoreless in one season	2014 (Southern Miss, 49-0; Vanderbilt, 51-0)
Held 3 opponents scoreless in one season	1963 (Samford, 43-0; at Tennessee, 7-0; Houston, 20-0)
Held an SEC opponent scoreless	Vanderbilt, 2014 (51-0)
Held 2 SEC opponents scoreless in one season	1998 (Vanderbilt, 42-0; at South Carolina, 38-0)
Held opponent without an offensive touchdown	at Arkansas, 2023 (7-3)
Held opponent to 10 or fewer first downs	Southern Miss, 2023 (10)
Held opponent to 0 or fewer yards rushing	vs. Iowa, 2018 (-15 yds, 20 att.)
Held opponent to 1-25 yards rushing	at Vanderbilt, 2021 (9 yds., 17 att.)
Held opponent to 26-50 yards rushing	vs. Illinois, 2022 (35 yds., 29 att.)
Held opponent to 50 or fewer yards passing	ETSU, 2022 (43)
Held opponent to 0-99 yards of total offense	Charleston Southern, 2017 (33)
Held opponent to 100-199 yards of total offense	at Arkansas, 2023 (200)
Recorded 5 takeaways	Arizona, 2023 (5; 4 INT, 1 fumble)
Recorded 6+ takeaways	at Kentucky, 2007 (6; 3 INT, 3 fumbles)
Intercepted 3+ passes	Arizona, 2023 (4)
Intercepted 4+ passes	at Memphis, 2002 (5)
Returned 1 interception for a TD	Eastern Kentucky, 2024 (Elijah Cannon, 51 yards)
Returned 2 interceptions for TDs	Jackson State, 2012 (Darius Slay, 52 yards; Matthew Wells, 22 yards)
Returned 3+ interceptions for TDs	Ark. State, 1994 (Walt Harris, 41yds; Jimmy Lipscomb, 28yds; Dwayne Curry, 29yds)
2 players had 2+ interceptions	at Middle Tennessee State, 2009 (Corey Broomfield, 2; Johnthan Banks, 2)
Returned a fumble for a TD	vs. Illinois, 2022 (Marcus Banks, 60 yards)
Scored a safety	at Texas A&M, 2021
Scored 2+ safeties	Charleston Southern, 2017 (2)
Recorded 7+ sacks	vs. Illinois, 2022 (7)
Recorded 10+ tackles for loss	vs. Illinois, 2022 (10)
Had four players record 10+ tackles	Missouri, 2024 (S. Blanton 18, I. Smith 14, N. Mitchell 11, C. Ellington 10)
Did not cause a turnover	at Ole Miss, 2024

Special Teams

Returned a punt for a TD	Georgia, 2022 (Zavion Thomas - 63)
Returned a blocked punt for a TD	Eastern Kentucky, 2024 (Mario Craver Jr - 0)
Returned a kickoff for a TD	at Texas A&M, 2023 (Zavion Thomas - 94)
Returned a blocked FG for a TD	Texas A&M, 2022 (Decamerion Richardson - 50)
Blocked 1 punt	at Texas, 2024 (Zakari Tillman)
Blocked 2+ punts	LSU, 1999 (3; Robert Bean, Eugene Clinton, Rob Knight)
Blocked a field goal	Texas A&M, 2022 (Emmanuel Forbes)
Did not punt	Arkansas, 2024
Recovered an onside kick	vs. Tulsa, 2020
Recovered 2+ onside kicks	Missouri, 2020

THE LAST TIME ...

MISSISSIPPI STATE - PLAYER

Scoring

Had 400+ yards total offense	Will Rogers; at South Carolina, 2023 (487)
Had 500+ yards total offense	K.J. Costello; at LSU, 2020 (585)
Had both 100 yards passing and rushing	Garrett Shrader; Kentucky, 2019 (125 rush, 180 pass)
Had 300-yard passer and 100-yard rusher in a game	BYU, 2001 (Kevin Fant 346 pass & Dicenso Miller 119 rush)
Scored 3+ total touchdowns	Jo'Quavious Marks; Louisiana Tech, 2021 (2 rush, 1 receiving)
Five+ touchdowns responsible for	Will Rogers; ETSU, 2022 (5 pass)
Scored 2+ non-offensive TDs	Jeffery Simmons; at Louisiana Tech, 2017 (FR & blocked punt)
Had 100-yard receiver and 100-yard rusher in a game	Stephen F. Austin, 2018 (Osirus Mitchell 114 receiving & Keytaon Thompson 109 rush)

Passing

Passed for 300-399 yards	Michael Van Buren Jr.; Arkansas, 2024 (309)
Passed for 400-499 yards	Will Rogers; at South Carolina, 2023 (487)
Passed for 500-599 yards	Dak Prescott; at Arkansas, 2015 (508)
Passed for 600+ yards	K.J. Costello; at LSU, 2020 (623)
Attempted 50+ Passes	Will Rogers; Georgia, 2022 (51)
Attempted 60+ passes	Will Rogers; at Alabama, 2022 (60)
Completed 40+ passes	Will Rogers; Auburn, 2022 (42)
Threw 4 touchdown passes	Will Rogers; at Arizona, 2022 (4)
Threw 5 touchdown passes	Will Rogers; ETSU, 2022 (5)
Threw 6+ touchdown passes	Will Rogers; Bowling Green, 2022 (6)
Completed pass for 50-59 yards	Michael Van Buren Jr. to Jordan Mosley; UMass, 2024 (55)
Completed pass for 60-69 yards	Blake Shapen to Jordan Mosley; Eastern Kentucky, 2024 (65)
Completed pass for 70-79 yards	Michael Van Buren Jr. to Mario Craver; at Georgia, 2024 (72)
Completed pass for 80-89 yards	Blake Shapen to Kevin Coleman Jr.; at Arizona State, 2024 (80)
Completed pass for 90+ yards	Kevin Fant to Terrell Grindle; Kentucky, 2002 (91)

Rushing

Rushed 30-39 times	Vick Ballard; Arkansas, 2010 (33)
Rushed 40+ times	Michael Davis; Ole Miss, 1993 (40)
Rushed for 100+ yards	Davon Booth; Missouri, 2024 (124)
Rushed for 200+ yards	Kylin Hill; at Arkansas, 2019 (234)
Rushed for 250+ yards	Nick Fitzgerald; at Ole Miss, 2016 (258)
Rushed for 100+ yards (QB)	Garrett Shrader; Kentucky, 2019 (125)
Rushed for 3 touchdowns	Kylin Hill; at Arkansas, 2019 (3)
Rushed for 4+ touchdowns	Nick Fitzgerald; Louisiana, 2018 (4)
Had a run of 40-49 yards	Davon Booth; Missouri, 2024 (43)
Had a run of 50-59 yards	Jeffery Pittman; Southern Miss, 2023 (59)
Had a run of 60-69 yards	Kylin Hill; at Arkansas, 2019 (62)
Had a run of 70-79 yards	Xavier Guyten; UMass, 2024 (72)
Had a run of 80+ yards	James Johnson; at Alabama, 1997 (83)

Receiving

Caught 10+ passes	Jo'Quavious Marks; Arkansas, 2022 (11)
Caught 15+ passes	Kylin Hill; at Kentucky, 2020 (15)
Had 100-149 yards receiving	Kevin Coleman Jr.; at Ole Miss, 2024 (118)
Had 150-199 yards receiving	Jaden Walley; at Ole Miss, 2020 (167)
Had 200+ yards receiving	Lideatrick Griffin; at South Carolina, 2023 (256)
Caught 2 TD passes	Kelly Akharaiyi; at Georgia (2)
Caught 3+ TD passes	Donald Gray; Samford, 2016 (3)

Defense

Intercepted 2 passes	Jett Johnson; Arizona, 2023 (2)
Intercepted 3+ passes	Mark McLaurin; vs. Louisville, 2017 (3)
Returned an interception for a touchdown	Elijah Cannon; Eastern Kentucky, 2024
Returned 2 interceptions for a touchdown	Johnthan Banks; at Florida, 2009
Recovered 2+ fumbles	Leo Lewis; at Auburn, 2019 (2)
Forced 2+ fumbles	Jett Johnson; Southeastern Louisiana, 2023 (2)
Recorded 3 sacks	Montez Sweat; Auburn, 2018 (3.0)
Recorded four+ sacks	Greg Favors; at Ole Miss, 1996 (5.5)
Recorded three+ tackles for loss	Tyrus Wheat; Auburn, 2022 (3.5)
Recorded five+ tackles for loss	Deljuan Robinson; Auburn, 2006 (5.0)
Recorded 15-19 tackles	Stone Blanton; Missouri, 2024 (18)
Recorded 20+ tackles	Isaac Smith; at Tennessee, 2024 (20)
Recorded 20+ tackles in back-to-back games	Nathaniel Watson; Southern Miss (21) & Ole Miss, 2023, (21)
2 Players Recorded 10+ tackles in back-to-back games	Stone Blanton, 2024 Missouri (18) & at Ole Miss (14) Isaac Smith, 2024 Missouri (14) & at Ole Miss (12)

Special Teams

Scored 15+ points kicking	Kyle Ferrie; Southern Miss, 2023 (15)
Attempted four+ field goals	Kyle Ferrie; Southern Miss, 2023 (4-for-4)
Made one field goal of 50+ yards	Ben Raybon; Bowling Green, 2022 (53)
70+ yard punt	Tucker Day; LSU, 2019 (70)
Punted 10+ times	Blake McAdams; at Ole Miss, 2008 (12)
Totaled 150+ kickoff return yards	Jameon Lewis; at Ole Miss, 2012 (183, 5 ret.)
Returned the opening kickoff off for a touchdown	Zavion Thomas; at Texas A&M, 2023 (94 yards)

SEC STANDINGS (Final)							
		SEC OVERALL	H	A	N	STK	
1.	Texas *	7-1	13-3	7-2	5-0	1-1	L1
2.	Georgia **	6-2	11-3	6-0	2-2	3-1	L1
3.	Tennessee	6-2	10-3	7-0	2-3	1-0	L1
4.	Alabama	5-3	9-4	7-0	2-3	0-1	L1
5.	LSU	5-3	9-4	6-1	2-2	1-1	W3
6.	Ole Miss	5-3	10-3	6-1	3-2	1-0	W2
7.	Missouri	5-3	10-3	7-0	2-3	1-0	W3
8.	South Carolina	5-3	9-4	5-2	4-1	0-1	L1
9.	Texas A&M	5-3	8-5	5-2	2-2	1-0	L3
10.	Florida	4-4	8-5	5-2	2-2	1-1	W4
11.	Arkansas	3-5	7-6	3-3	2-2	2-1	W1
12.	Vanderbilt	3-5	7-6	4-3	2-3	1-0	W1
13.	Auburn	2-6	5-7	4-4	1-3	0-0	L1
14.	Oklahoma	2-6	6-7	5-2	1-3	0-2	L2
15.	Kentucky	1-7	4-8	3-5	1-3	0-0	L2
16.	Mississippi State	0-8	2-10	2-5	0-5	0-0	L3
* SEC Championship Game / ** SEC Champion							

2024 SEC BOWL GAMES	
College Football Playoff	
Dec. 21 (First Round)	
Clemson at Texas (Austin)	TEX - W, 38-24
Tennessee at Ohio State (Columbus)	UT - L, 42-17
Jan. 1	
Texas vs. Arizona State (Peach Bowl)	UT - W, 39-31 (2OT)
Jan. 2	
Georgia vs. Notre Dame (Sugar Bowl)	UGA - L, 23-10
Jan. 10	
Texas vs. Ohio State (Cotton Bowl)	TEX - L, 28-14

Bowl Games	Result
Dec. 20	
Florida vs. Tulane (Gasparilla Bowl)	UF - W, 33-8
Dec. 27	
Oklahoma vs. Navy (Armed Forces Bowl)	OU - L, 21-20
Vanderbilt vs. Georgia Tech (Birmingham Bowl)	VU - W, 35-27
Arkansas vs. Texas Tech (Liberty Bowl)	Ark - W, 39-26
Texas A&M vs. USC (Las Vegas Bowl)	A&M - L, 35-31
Dec. 30	
Missouri vs. Iowa (Music City Bowl)	UM - W, 27-24
Dec. 31	
Alabama vs. Michigan (Reliaquest Bowl)	UA - L, 19-13
South Carolina vs. Illinois (Cheez-It Bowl)	SC - L, 21-17
LSU vs. Baylor (Texas Bowl)	LSU - W, 44-31
Jan. 2	
Ole Miss vs. Duke (Gator Bowl)	

NATIONAL RANKINGS																			
ASSOCIATED PRESS (FINAL)					US LBM COACHES POLL (FINAL)					COLLEGE FOOTBALL PLAYOFF (Wk 15)					STATE IN THE POLLS				
Rk	Team (first place votes)	Points	Record	Prev	Rk	Team	Record	Points	Prev	Rk	Team	Record	Prev	Week	AP	COACHES	CFP		
1	Ohio State (56)	1400	14-2	6	1	Ohio State	14-2	1325	7	1	Oregon	13-0	1	Preseason	--	--			
2	Notre Dame	1342	14-2	3	2	Notre Dame	14-2	1271	3	2	Georgia	11-2	5	Week 2	--	--			
3	Oregon	1255	13-1	1	3	Texas	13-3	1180	4	3	Texas	11-2	2	Week 3	--	--			
4	Texas	1211	13-3	4	4	Oregon	13-1	1149	1	4	Penn State	11-2	3	Week 4	--	--			
5	Penn State	1203	13-3	5	5	Penn State	13-3	1145	5	5	Notre Dame	11-1	4	Week 5	--	--			
6	Georgia	1141	11-3	2	6	Georgia	11-3	1066	2	6	Ohio State	10-2	6	Week 6	--	--			
7	Arizona State	1041	11-3	10	7	Arizona State	11-3	986	10	7	Tennessee	10-2	7	Week 7	--	--			
8	Boise State	958	12-2	8	8	Tennessee	10-3	893	6	8	Indiana	11-1	9	Week 8	--	--			
9	Tennessee	945	10-3	7	9	Boise State	12-2	872	8	9	Boise State	12-1	10	Week 9	--	--			
10	Indiana	906	11-2	9	10	Indiana	11-2	868	9	10	SMU	11-2	8	Week 10	--	--			
11	Ole Miss	780	10-3	16	11	SMU	11-3	741	12	11	Alabama	9-3	11	Week 11	--	--	--		
12	SMU	721	11-3	12	11	Clemson	10-4	741	13	12	Arizona State	11-2	15	Week 12	--	--	--		
13	BYU	718	11-2	17	13	Ole Miss	10-3	723	15	13	Miami	10-2	12	Week 13	--	--	--		
14	Clemson	712	10-4	13	14	BYU	11-2	601	17	14	Ole Miss	9-3	13	Week 14	--	--	--		
15	Iowa State	594	11-3	18	15	Iowa State	11-3	543	19	15	South Carolina	9-3	14	Final	--	--	--		
16	Illinois	533	10-3	21	16	Illinois	10-3	479	21	16	Clemson	10-3	17	<div>Last time State was ranked in a top 25 poll: 2022 Final Polls: (CFP: #22 / AP: #20 / Coaches: #19) ... MSU last received votes in week three of 2023.</div>					
17	Alabama	415	9-4	11	17	Alabama	9-4	400	11	17	BYU	10-2	18						
18	Miami (FL)	411	10-3	15	18	Miami (FL)	10-3	393	16	18	Iowa State	10-3	16						
19	South Carolina	405	9-4	14	19	South Carolina	9-4	390	14	19	Missouri	9-3	19						
20	Syracuse	320	10-3	22	20	Missouri	10-3	378	20	20	Illinois	9-3	21						
21	Army	307	12-2	19	21	Army	12-2	314	18	21	Syracuse	9-3	22						
22	Missouri	266	10-3	23	22	Syracuse	10-3	236	25	22	Army	11-1	24						
23	UNLV	178	11-3	24	23	Memphis	11-2	174	23	23	Colorado	9-3	23						
24	Memphis	154	11-2	25	24	UNLV	11-3	149	24	24	UNLV	10-3	20						
25	Colorado	79	9-4	20	25	Colorado	9-4	56	22	25	Memphis	10-2	25						
Receiving Votes: Navy 55, LSU 39, Louisville 38, Michigan 36, Kansas St. 11, Marshall 8, Ohio 8, Florida 7, TCU 2, Texas A&M 1					Receiving Votes: LSU 44; Navy 28; Louisville 28; Michigan 20; Kansas State 20; Ohio 6; TCU 5; Marshall 1					Final poll was the week 15 poll for CFP seeding									

TEAM GAME-BY-GAME COMPARISON

Note: Game Totals are displayed in the format MSU / Opponent

Opponent	Score	Total	First Downs			Pen	Rushing Number-Yards	Passing		Yards	Total Offense Plays-Yards	Return Yards	Turn- Overs
			Rush	Pass				Comp-Att-Int					
Eastern Ky.	56-7	19 / 16	9 / 5	9 / 11	1 / 0		35-203 / 38-126	15-22-0 / 22-38-1		247 / 169	57-450 / 76-295	168 / 38	0 / 1
Arizona St.	23-30	18 / 26	4 / 23	12 / 3	2 / 0		27-24 / 57-346	18-28-0 / 10-20-0		268 / 69	55-292 / 77-415	0 / 1	1 / 0
Toledo	17-41	21 / 26	6 / 9	14 / 14	1 / 3		27-66 / 45-169	28-40-1 / 23-28-0		319 / 285	67-385 / 73-454	96 / 7	2 / 1
Florida	28-45	31 / 27	15 / 13	12 / 12	4 / 2		56-240 / 36-226	20-34-0 / 26-28-0		240 / 277	90-480 / 64-503	57 / 35	1 / 1
Texas	13-35	19 / 21	12 / 7	7 / 12	0 / 2		50-150 / 31-198	12-23-0 / 26-31-0		144 / 325	73-294 / 62-523	0 / 20	1 / 2
Georgia	31-41	17 / 28	3 / 6	11 / 21	3 / 1		26-79 / 29-146	20-37-1 / 36-48-2		306 / 459	63-385 / 77-605	0 / 6	1 / 2
Texas A&M	24-34	22 / 17	6 / 4	13 / 11	3 / 2		36-125 / 37-136	22-41-1 / 15-25-2		242 / 217	77-367 / 62-353	15 / 69	1 / 2
Arkansas	25-58	24 / 30	9 / 13	12 / 15	3 / 2		42-162 / 37-359	22-31-2 / 23-29-1		309 / 314	73-471 / 66-673	78 / 8	5 / 1
Massachusetts	45-20	26 / 25	10 / 14	9 / 9	7 / 2		30-241 / 49-199	14-25-0 / 17-29-1		222 / 136	55-463 / 78-335	82 / 7	0 / 1
Tennessee	14-33	15 / 25	9 / 13	5 / 8	1 / 4		38-179 / 57-240	10-26-1 / 13-21-0		92 / 212	64-271 / 78-452	1 / 122	2 / 1
Missouri	20-39	16 / 24	6 / 12	8 / 10	2 / 2		22-147 / 56-204	16-28-0 / 15-20-0		191 / 268	50-338 / 76-472	35 / 106	1 / 0
Ole Miss	14-26	16 / 21	5 / 11	10 / 9	1 / 1		30-39 / 51-254	18-33-2 / 14-24-0		291 / 143	63-330 / 75-397	11 / 10	3 / 0
Totals	310-409	244 / 286	94 / 130	122 / 135	28 / 21		419-1655 / 523-2603	215-368-8 / 240-341-7	2871 / 2874	787-4526 / 864-5477	543 / 429	18 / 12	

Opponents	3rd Down Conversion	4th Down Conversion	Time of Possession	TOP Margin	Avg Yds/Rush	Avg Yds/Pass	Avg Yds/Play	Punting Number-Avg	Penalties Number-Yards	Sacks
Eastern Ky.	5-11 / 8-20	2-3 / 0-3	21:54 / 38:06	-16:12	5.8 / 3.3	11.2 / 4.4	7.9 / 3.9	2-48.0 / 8-38.0	4-15.0 / 2-20.0	2 / 1
Arizona St.	3-11 / 5-15	1-2 / 3-3	19:47 / 40:13	-20:26	0.9 / 6.1	9.6 / 3.5	5.3 / 5.4	3-46.0 / 3-39.7	3-35.0 / 9-85.0	1 / 4
Toledo	6-13 / 7-13	1-2 / 2-2	22:56 / 37:04	-14:08	2.4 / 3.8	8.0 / 10.2	5.7 / 6.2	4-49.5 / 2-38.0	10-104.0 / 8-50.0	0 / 5
Florida	11-20 / 6-9	2-3 / 0-0	32:24 / 27:36	04:48	4.3 / 6.3	7.1 / 9.9	5.3 / 7.9	5-40.2 / 2-42.0	8-70.0 / 6-54.0	0 / 3
Texas	8-17 / 5-9	1-3 / 0-1	34:57 / 25:03	09:54	3.0 / 6.4	6.3 / 10.5	4.0 / 8.4	4-48.5 / 2-31.0	9-75.0 / 8-65.0	2 / 6
Georgia	2-12 / 5-11	3-3 / 2-2	26:22 / 33:38	-07:16	3.0 / 5.0	8.3 / 9.6	6.1 / 7.9	5-44.6 / 1-36.0	8-65.0 / 5-54.0	0 / 0
Texas A&M	5-16 / 9-14	3-7 / 0-0	29:52 / 30:08	-00:16	3.5 / 3.7	5.9 / 8.7	4.8 / 5.7	3-40.7 / 2-42.5	8-78.0 / 7-69.0	0 / 3
Arkansas	5-13 / 0-7	2-4 / 2-2	28:45 / 31:15	-02:30	3.9 / 9.7	10.0 / 10.8	6.5 / 10.2	0-0.0 / 1-53.0	4-48.0 / 7-70.0	0 / 4
Massachusetts	5-9 / 9-17	0-0 / 0-0	19:11 / 40:49	-21:38	8.0 / 4.1	8.9 / 4.7	8.4 / 4.3	2-44.5 / 5-40.8	7-62.0 / 9-99.0	2 / 3
Tennessee	3-13 / 5-14	2-3 / 1-2	25:42 / 34:18	-08:36	4.7 / 4.2	3.5 / 10.1	4.2 / 5.8	7-43.0 / 3-46.3	9-85.0 / 6-50.0	0 / 4
Missouri	2-10 / 11-18	1-3 / 2-2	18:09 / 41:51	-23:42	6.7 / 3.6	6.8 / 13.4	6.8 / 6.2	3-49.3 / 2-35.5	6-40.0 / 4-50.0	1 / 2
Ole Miss	4-15 / 8-18	3-4 / 2-2	28:17 / 31:43	-03:26	1.3 / 5.0	8.8 / 6.0	5.2 / 5.3	6-43.5 / 6-45.3	6-46.0 / 4-40.0	2 / 3
Totals	59-160 / 78-165	21-37 / 14-19	308:16 / 411:44	-103:28	3.9 / 5.0	7.8 / 8.4	5.8 / 6.3	44-44.8 / 37-40.7	82-723.0 / 75-706.0	10 / 38

MISSISSIPPI STATE ON THE COIN TOSS

	Toss	Decision	Result
Eastern Kentucky	W	Receive	W, 56-7
at Arizona State	L	Opp. Deferred	L, 30-23
Toledo	L	Opp. Deferred	L, 41-17
Florida	L	Opp. Deferred	L, 45-28
at Texas	L	Opp. Deferred	L, 35-13
at Georgia	L	Opp. Deferred	L, 41-31
Texas A&M	W	Receive	L, 34-24
Arkansas	W	Receive	L, 58-25
UMass	L	Opp. Deferred	W, 45-20
at Tennessee	W	Receive	L, 33-14
Missouri	W	Receive	L, 39-20
at Ole Miss	W	Receive	L, 26-14
Final Results:	6-6	Received Opening KO all 12 games	

UNIFORM COMBO

	Helmet	Jersey	Pants
Eastern Kentucky	White	Maroon	White
at Arizona State	Maroon	White	Maroon
Toledo	Maroon	Maroon	Gray
Florida	White	White	White
at Texas	Maroon	White	White
at Georgia	White	White	Gray
Texas A&M	White	Maroon	Maroon
Arkansas	Maroon	Maroon	Maroon
UMass	Maroon	Maroon	White
at Tennessee	Maroon	White	Gray
Missouri	Maroon	Maroon	White
at Ole Miss	White	White	White

2024 Combo Records (H-J-P):

- W-M-W: 1-0
- M-W-M: 0-1
- M-M-G: 0-1
- W-W-W: 0-2
- M-W-W: 0-1
- W-W-G: 0-1
- W-M-M: 0-1
- M-M-M: 0-1
- M-M-W: 1-1
- M-W-G: 0-1

* 10 different uniform combos

MISSISSIPPI STATE GAME CAPTAINS

	Names
Eastern Kentucky	Hayes Hammond, Hunter Washington, Seydou Traore
at Arizona State	Jordan Mosley, JP Purvis, Blake Shapen
Toledo	Kedrick Bingley-Jones, Ethan Miner, Justin Ball
Florida	Kevin Coleman Jr., Isaac Smith, Brylan Lanier
at Texas	Kelly Akharaiyi, Marlon Martinez, Tanner Johnson
at Georgia	Nick Barr-Mira, Branden Jennings, Brice Pollock
Texas A&M	Grant Jackson, Albert Reese, De'Monte Russell
Arkansas	Stone Blanton, Davon Booth, Nic Mitchell
UMass	Justin Ball, Ethan Miner, Hunter Washington
at Tennessee	Ty Cooper, Isaac Smith, Makylan Pounders
Missouri	Corey Ellington, Hayes Hammond, Nick Lauderdale, JP Purvis
at Ole Miss	Stone Blanton, De'Monte Russell, Isaac Smith, Jaden Walley

MISSISSIPPI STATE GIVEAWAYS / TAKEAWAYS

	Giveaway			Takeaway			Diff.
	Fum	Int	Tot	Fum	Int	Tot	
Eastern Kentucky	0	0	0	0	1	1	+1
at Arizona State	1	0	1	0	0	0	-1
Toledo	1	1	2	1	0	1	-1
Florida	1	0	1	1	0	1	0
at Texas	1	0	1	2	0	2	+1
at Georgia	0	1	1	0	2	2	+1
Texas A&M	0	1	1	0	2	2	+1
Arkansas	3	2	5	0	1	1	-4
UMass	0	0	0	0	1	1	+1
at Tennessee	1	1	2	1	0	1	-1
Missouri	1	0	1	0	0	0	-1
at Ole Miss	1	2	3	0	0	0	-3
Total	10	8	18	5	7	12	-6

MISSISSIPPI STATE INTERCEPTIONS

	No.	Yds	Avg	TD	Long
Eastern Kentucky	1	51	51	1	51
at Arizona State	--	--	--	--	--
Toledo	--	--	--	--	--
Florida	--	--	--	--	--
at Texas	--	--	--	--	--
at Georgia	2	0	0	0	0
Texas A&M	2	0	0	0	0
Arkansas	1	21	21	0	21
UMass	1	0	0	0	0
at Tennessee	--	--	--	--	--
Missouri	--	--	--	--	--
at Ole Miss	--	--	--	--	--
Totals	7	72	10.3	1	51

MISSISSIPPI STATE FUMBLES

Player	No.-Lost
Johnnie Daniels	4-1
Keyvone Lee	1-0
Blake Shapen	4-3
Michael Van Buren Jr.	7-5
Seydou Traore	1-0
Kevin Coleman Jr.	1-1
TOTAL	18-10

MISCELLANEOUS STATS

RECEIVING

Games w/ a Reception	Career	Streak	2024	2023	2022	2021	2020
Kevin Coleman Jr.	38	29	12	14 *	12 *	--	--
Jaden Walley	37	--	--	3	11	13	10
Kelly Akharaiyi	30	2	10	11 *	9 *	--	--
Seydou Traore	28	11	11	DNP	12 *	5 *	--
Justin Ball	21	3	6	8 *	5 *	1 *	1 *
Davon Booth	16	1	8	8 *	--	--	--
Jordan Mosley	14	2	9	3	1	1	--
Antonio Harmon	12	2	--	9	3	--	--
Trent Hudson	12	--	--	12 *	--	--	--
Mario Craver	8	--	8	--	--	--	--
Creed Whittemore	7	2	3	4	--	--	--
Johnnie Daniels	6	1	6	--	--	--	--
Cameron Ball	5	--	--	5 *	--	--	--
Seth Davis	4	1	--	4	--	--	--
Ricky Johnson	1	--	1	--	--	--	--
Xavier Gayten	1	--	1	--	--	--	--
Sanfrisco Magee	1	1	1	--	--	--	--
Games w/ 5+ Receptions	Career	2024	2023	2022	2021	2020	
Jaden Walley	15	--	--	2	7	6	
Kevin Coleman Jr.	13	10	1 *	1 *	--	--	
Seydou Traore	9	3	DNP	5 *	1 *	--	
Kelly Akharaiyi	6	--	6 *	--	--	--	
Trent Hudson	2	--	2 *	--	--	--	
Jordan Mosley	1	1	--	--	--	--	
Mario Craver	1	1	--	--	--	--	
Receptions of 20+ Yards	Career	2024	2023	2022	2021	2020	
Kelly Akharaiyi	25	6	16 *	3 *	--	--	
Jaden Walley	24	--	--	4	9	11	
Kevin Coleman Jr.	19	12	5 *	2 *	--	--	
Seydou Traore	10	3	DNP	6 *	1 *	--	
Trent Hudson	8	--	8 *	--	--	--	
Jordan Mosley	7	5	1	1	--	--	
Mario Craver	5	5	--	--	--	--	
Justin Ball	4	--	3 *	1 *	--	--	
Creed Whittemore	3	2	1	--	--	--	
Johnnie Daniels	2	2	--	--	--	--	
Davon Booth	2	2	--	--	--	--	
Antonio Harmon	1	--	1	--	--	--	
Cameron Ball	1	--	1 *	--	--	--	
Receptions of 50+ Yards	Career	2024	2023	2022	2021	2020	
Kelly Akharaiyi	5	--	4 *	1 *	--	--	
Kevin Coleman Jr.	4	1	1 *	2 *	--	--	
Mario Craver	2	2	--	--	--	--	
Trent Hudson	1	--	1 *	--	--	--	
Seydou Traore	1	--	DNP	1 *	--	--	
Jaden Walley	1	--	--	--	--	1	
Jordan Mosley	2	2	--	--	--	--	
Davon Booth	1	1	--	--	--	--	
Receptions for a First Down	Career	2024	2023	2022	2021	2020	
Jaden Walley	85	--	4	16	33	32	
Kevin Coleman Jr.	71	40	14 *	17 *	--	--	
Kelly Akharaiyi	60	17	34 *	9 *	--	--	
Seydou Traore	48	15	DNP	29 *	4 *	--	
Jordan Mosley	23	18	3	3	--	--	
Trent Hudson	20	--	20 *	--	--	--	
Mario Craver	12	12	--	--	--	--	
Justin Ball	10	4	5 *	1 *	--	--	
Antonio Harmon	9	--	5	4	--	--	
Creed Whittemore	8	3	5	--	--	--	
Davon Booth	8	7	1 *	--	--	--	
Cameron Ball	4	--	4 *	--	--	--	
Johnnie Daniels	3	3	--	--	--	--	
Seth Davis	2	--	2	--	--	--	
Ricky Johnson	1	--	--	--	--	--	
Xavier Gayten	1	--	--	--	--	--	
Keyvone Lee	1	1	--	--	--	--	
100+ Yards Receiving	Career	2024	2023	2022	2021	2020	
Kelly Akharaiyi	6	--	6 *	--	--	--	
Kevin Coleman Jr.	5	4	--	1 *	--	--	
Jaden Walley	4	--	--	--	--	4	
Trent Hudson	2	--	2 *	--	--	--	
Seydou Traore	1	--	DNP	1 *	--	--	
Jordan Mosley	2	2	--	--	--	--	
Games w/ a Receiving TD	Career	2024	2023	2022	2021	2020	
Jaden Walley	12	--	1	3	6	2	
Kevin Coleman Jr.	11	6	2 *	3 *	--	--	
Trent Hudson	7	--	7 *	--	--	--	
Kelly Akharaiyi	7	1	5 *	1 *	--	--	
Seydou Traore	5	1	DNP	4 *	--	--	
Davon Booth	4	4	--	--	--	--	
Jordan Mosley	4	3	1	--	--	--	
Creed Whittemore	2	--	2	--	--	--	
Mario Craver	3	3	--	--	--	--	
Justin Ball	1	--	1 *	--	--	--	
Antonio Harmon	1	--	1	--	--	--	

Games w/ Multiple Receiving TDs	Career	2024	2023	2022	2021	2020
Trent Hudson	3	--	3 *	--	--	--
Kelly Akharaiyi	3	1	2 *	--	--	--
RUSHING						
Runs of 10-19 Yards	Career	2024	2023	2022	2021	2020
Keyvone Lee	34	3	3	4 *	16 *	8 *
Davon Booth	24	12	12 *	--	--	--
Johnnie Daniels	14	14	--	--	--	--
Blake Shapen	11	3	5 *	2 *	1 *	--
Seth Davis	8	--	8	--	--	--
Kevin Coleman Jr.	2	--	2 *	--	--	--
Chris Parson	3	1	2	--	--	--
Xavier Gayten	3	3	--	--	--	--
Michael Van Buren Jr.	2	2	--	--	--	--
Javaris Bufford	1	--	--	1	--	--
Trent Hudson	1	--	1 *	--	--	--
Creed Whittemore	1	--	1	--	--	--
Johnnie Daniels	1	1	--	--	--	--
Mario Craver	1	1	--	--	--	--
Runs of 20+ Yards	Career	2024	2023	2022	2021	2020
Davon Booth	16	8	8 *	--	--	--
Keyvone Lee	11	--	1	--	5 *	5 *
Blake Shapen	4	--	1 *	1 *	2 *	--
Johnnie Daniels	3	3	--	--	--	--
Seth Davis	3	--	3	--	--	--
Creed Whittemore	2	1	1	--	--	--
Xavier Gayten	1	1	--	--	--	--
100+ Yards Rushing	Career	2024	2023	2022	2021	2020
Davon Booth	5	2	3 *	--	--	--
Keyvone Lee	1	--	--	--	--	1 *
Rushes For a First Downs	Career	2024	2023	2022	2021	2020
Keyvone Lee	67	9	4	6 *	25 *	23 *
Davon Booth	63	35	28 *	--	--	--
Johnnie Daniels	29	29	--	--	--	--
Blake Shapen	27	4	10 *	9 *	4 *	--
Seth Davis	14	--	14	--	--	--
Michael Van Buren Jr.	9	9	--	--	--	--
Chris Parson	4	2	2	--	--	--
Xavier Gayten	4	4	--	--	--	--
Kevin Coleman Jr.	3	1	2 *	--	--	--
Creed Whittemore	2	1	1	--	--	--
Kelly Akharaiyi	1	--	1 *	--	--	--
Javaris Bufford	1	--	--	1	--	--
Trent Hudson	1	--	1 *	--	--	--
Mario Craver	1	1	--	--	--	--
Games with a Touchdown	Career	2024	2023	2022	2020	2020
Davon Booth	9	5	4 *	--	--	--
Blake Shapen	8	2	4 *	2 *	--	--
Keyvone Lee	7	1	--	--	2 *	4 *
Johnnie Daniels	4	4	--	--	--	--
Michael Van Buren Jr.	4	4	--	--	--	--
Creed Whittemore	2	1	1	--	--	--
Xavier Gayten	1	1	--	--	--	--
Seth Davis	1	--	1	--	--	--
Games with Multiple Rushing TDs	Career	2024	2023	2022	2021	2020
Davon Booth	2	--	2 *	--	--	--
Michael Van Buren Jr.	1	1	--	--	--	--
PASSING						
Games with 300 yards passing	Career	2024	2023	2022	2021	2020
Blake Shapen	6	1	3 *	2 *	--	--
Michael Van Buren Jr.	2	2	--	--	--	--
Games with 30+ completions	Career	2024	2023	2022	2021	2020
Completions of 20+ yards	Career	2024	2023	2022	2021	2020
Blake Shapen	82	12	29 *	33 *	8 *	--
Michael Van Buren Jr.	25	25	--	--	--	--
Chris Parson	1	--	1	--	--	--
Games with a Passing TD	Career	2024	2023	2022	2021	2020
Blake Shapen	25	4	8 *	11 *	2 *	--
Michael Van Buren Jr.	6	6	--	--	--	--
Games with Multiple TDs	Career	2024	2023	2022	2021	2020
Blake Shapen	14	3	3 *	6 *	2 *	--
Michael Van Buren Jr.	3	3	--	--	--	--

* not at Mississippi State

EXPLOSIVE PLAYS (20+ YARDS)

20+ YARD PLAYS

By Mississippi State (62)

Offense (50)			
Yards	Type	Player(s)	Opp.
80*	Pass	Shapen to Coleman Jr.	Arizona State
72*	Rush	Xavier Gayten	UMass
72	Pass	Van Buren Jr. to Craver	Georgia
65*	Pass	Shapen to Mosley	Eastern Kentucky
55	Pass	Van Buren Jr. to Mosley	UMass
54*	Pass	Van Buren Jr. to Booth	Arkansas
54*	Pass	Shapen to Craver	Eastern Kentucky
49	Pass	Van Buren Jr. to Akharaiyi	Missouri
46	Pass	Van Buren Jr. to Craver	Texas
45	Pass	Shapen to Craver	Toledo
44	Pass	Van Buren Jr. to Coleman Jr.	Ole Miss
43*	Rush	Davon Booth	Missouri
43	Rush	Davon Booth	Tennessee
42	Pass	Van Buren Jr. to Coleman Jr.	Georgia
42	Pass	Van Buren Jr. to Mosley	Ole Miss
41*	Rush	Creed Whittemore	Eastern Kentucky
40	Rush	Davon Booth	Texas A&M
38	Rush	Davon Booth	Arkansas
38	Pass	Van Buren Jr. to Coleman Jr.	Texas A&M
37	Pass	Shapen to Craver	Florida
36*	Rush	Johnnie Daniels	UMass
36	Pass	Van Buren Jr. to Akharaiyi	Ole Miss
35	Rush	Johnnie Daniels	UMass
35*	Pass	Van Buren Jr. to Akharaiyi	Georgia
34*	Pass	Van Buren Jr. to Coleman Jr.	Ole Miss
33	Rush	Davon Booth	Missouri
32	Pass	Van Buren Jr. to Traore	Arkansas
31*	Pass	Van Buren Jr. to Coleman Jr.	Arkansas
31	Pass	Van Buren Jr. to Traore	Arkansas
30*	Rush	Davon Booth	UMass
30	Pass	Shapen to Coleman Jr.	Toledo
29	Pass	Van Buren Jr. to Daniels	Arkansas
28	Pass	Van Buren Jr. to Mosley	UMass
28	Pass	Van Buren Jr. to Akharaiyi	Florida
27	Pass	Shapen to Mosley	Arizona State
26	Pass	Van Buren Jr. to Coleman Jr.	UMass
26	Pass	Shapen to Whittemore	Toledo
25	Rush	Johnnie Daniels	Texas A&M
25	Pass	Shapen to Traore	Florida
25	Pass	Shapen to Coleman Jr.	Eastern Kentucky
24*	Pass	Van Buren Jr. to Akharaiyi	Georgia
24	Pass	Van Buren Jr. to Whittemore	Florida
23	Pass	Van Buren Jr. to Coleman Jr.	Tennessee
23*	Pass	Shapen to Coleman Jr.	Eastern Kentucky
22	Rush	Davon Booth	Missouri
22	Pass	Van Buren Jr. to Akharaiyi	Texas A&M
21	Pass	Shapen to Daniels	Toledo
20	Pass	Van Buren Jr. to Coleman Jr.	Texas
20	Rush	Davon Booth	Arkansas
20	Pass	Van Buren Jr. to Booth	Ole Miss

Defense (1)			
Yards	Type	Player(s)	Opp.
51*	INT	Elijah Cannon	Eastern Kentucky

Special Teams (11)			
Yards	Type	Player(s)	Opp.
42	KR	Davon Booth	Arkansas
40	KR	Davon Booth	UMass
38	KR	Davon Booth	Florida
32	PR	Kevin Coleman Jr.	Eastern Kentucky
31	KR	Davon Booth	Texas A&M
30	PR	Kevin Coleman Jr.	Eastern Kentucky
28	KR	Davon Booth	Toledo
27	KR	Davon Booth	Missouri
27	KR	Davon Booth	Toledo
26	KR	Davon Booth	Toledo
21	KR	Davon Booth	UMass

* Touchdown

20+ YARD PLAYS

By Opponent (64)

Offense (54)			
Yards	Type	Player(s)	Opp.
75	Rush	Braylen Russell	Arkansas
73*	Pass	lamaleava to Thornton Jr.	Tennessee
58	Pass	Weigman to Barber	Texas A&M
55	Pass	Beck to Smith	Georgia
52	Rush	Anthony Evans III	Georgia
49*	Pass	Manning to Moore Jr.	Texas
45	Pass	Cook to Johnson	Missouri
42*	Pass	Beck to Smith	Georgia
39	Rush	Cam Skattebo	Arizona State
38	Pass	Cook to Wease	Missouri
38	Rush	Quintrevion Wisner	Texas
36	Pass	Cook to Manning	Missouri
36	Pass	Green to Armstrong	Arkansas
35*	Pass	Mertz to Hansen	Florida
34*	Pass	lamaleava to White	Tennessee
33*	Rush	Dylan Sampson	Tennessee
32	Rush	Taylen Green	Arkansas
32	Rush	Jadan Baugh	Florida
31*	Pass	Beck to Bell	Georgia
31	Pass	Manning to Cook II	Texas
31	Pass	Gleason to Stephens	Toledo
30	Pass	Green to Hasz	Arkansas
29	Pass	Beck to Yurosek	Georgia
28	Pass	Cook to Burden	Missouri
28*	Pass	Cook to Burden	Missouri
28	Pass	Mertz to Dike	Florida
27*	Pass	Green to Anthony	Arkansas
27*	Pass	Manning to Moore Jr.	Texas
27	Pass	Manning to Bond	Texas
27	Pass	Lagway to Badger	Florida
27	Pass	Gleason to Stuart	Toledo
26	Pass	Green to Teslaa	Arkansas
26	Pass	Weigman to Watson	Texas A&M
26	Pass	Beck to Smith	Georgia
26*	Rush	Isaiah Bond	Texas
26	Rush	Arch Manning	Texas
24	Pass	Gleason to Vandeross III	Toledo
23	Rush	Rashod Dubinion	Arkansas
23	Rush	Rashod Dubinion	Arkansas
23	Pass	Green to Dubinion	Arkansas
23	Pass	Beck to Bell	Georgia
22	Pass	Manning to Golden	Texas
21	Pass	lamaleava to White	Tennessee
21	Rush	Rashod Dubinion	Arkansas
21	Pass	Beck to Bell	Georgia
21	Rush	Jaydon Blue	Texas
21	Pass	Leavitt to Skattebo	Arizona State
21	Pass	Morrissey to Johnson	Eastern Kentucky
20	Rush	Brandon Campbell	UMass
20	Pass	Green to Broden	Arkansas
20*	Pass	Weigman to Thomas	Texas A&M
20	Pass	Beck to Humphreys	Georgia
20	Pass	Manning to Moore Jr.	Texas
20*	Pass	Mertz to Burke	Florida

Defense (2)			
Yards	Type	Player(s)	Opp.
68*	FR	Daylan Carnell	Missouri
32	INT	Scobby Williams	Texas A&M

Special Teams (8)			
Yards	Type	Player(s)	Opp.
35	PR	Chimere Dike	Florida
31	KR	Peyton Lewis	Tennessee
28	PR	Boo Carter	Tennessee
26	KR	William Wright	Tennessee
21	KR	Marquis Johnson	Missouri
20	KR	Dalton Brooks	Texas A&M
20	PR	Silas Bolden	Texas
20	KR	Brayden Latham	Eastern Kentucky

* Touchdown

LONG PLAYS BY THE NUMBERS

Plays by Yardage	No.	TDs	By Play Type	No.	TDs
100+	0	0	Rushing	13	5
90-99	0	0	Passing	32	8
80-89	1	1	Punt Returns	2	0
70-79	2	1	Kick Returns	9	0
60-69	1	1	Interceptions	1	1
50-59	4	3	Fumble Returns	0	0
40-49	10	2	Other	0	0
30-39	16	4	TOTAL	57	14
20-29	23	2			

20+ YARD PLAYS BY PLAYER

Player	No.	TD	Rush	Rec.	KR	PR	IR	FR
Kevin Coleman Jr.	12	3	0	10	0	2	0	0
Elijah Cannon	1	1	0	0	0	0	1	0
Mario Craver	5	1	0	5	0	0	0	0
Jordan Mosley	4	1	0	4	0	0	0	0
Creed Whittemore	3	1	1	2	0	0	0	0
Johnnie Daniels	5	1	3	2	0	0	0	0
Davon Booth	18	3	8	1	9	0	0	0
Kelly Akharaiyi	5	2	0	5	0	0	0	0
Seydou Traore	3	0	0	3	0	0	0	0
Xavier Gayten	1	1	1	0	0	0	0	0
TOTAL	57	14	13	32	9	2	1	0

20+ YARD PLAYS BY GAME - MISSISSIPPI STATE

Opponent	No.	TD	Rush	Rec.	KR	PR	IR	FR
Eastern Kentucky	8	5	1	4	0	2	1	0
Arizona State	2	1	0	2	0	0	0	0
Toledo	7	0	0	4	3	0	0	0
Florida	5	0	0	4	1	0	0	0
Texas	2	0	0	2	0	0	0	0
Georgia	4	2	0	4	0	0	0	0
Texas A&M	5	0	2	2	1	0	0	0
Arkansas	8	2	2	5	1	0	0	0
UMass	9	3	4	3	2	0	0	0
Tennessee	2	0	1	1	0	0	0	0
Missouri								
Ole Miss								
TOTAL	52	13	10	31	8	2	1	0

20+ YARD PLAYS BY GAME - OPPONENT

Opponent	No.	TD	Rush	Rec.	KR	PR	IR	FR
Eastern Kentucky	2	0	0	1	1	0	0	0
Arizona State	2	0	1	1	0	0	0	0
Toledo	3	0	0	3	0	0	0	0
Florida	6	2	1	4	0	1	0	0
Texas	11	3	4	6	0	1	0	0
Georgia	9	2	1	8	0	0	0	0
Texas A&M	5	1	0	3	1	0	1	0
Arkansas	11	1	5	6	0	0	0	0
UMass	1	0	1	0	0	0	0	0
Tennessee	7	3	1	3	2	1	0	0
Missouri	7	2	0	5	1	0	0	1
Ole Miss								
TOTAL	64	14	14	40	5	3	1	1

LONGEST PLAYS OF THE YEAR

	Yardage	Play (Opponent)
Rushing	72	Xavier Gayten vs. UMass
Rushing TD	72	Xavier Gayten vs. UMass
Passing	80	Shapen to Coleman Jr. at ASU
Passing TD	80	Shapen to Coleman Jr. at ASU
Punt Return	32	Kevin Coleman Jr. vs. EKU
Kick Return	42	Davon Booth vs Arkansas
Interception Return	51	Elijah Cannon vs. EKU
Fumble Return		
Field Goal	47	Kyle Ferrie at Georgia
Punt	60	Nick Barr-Mira at Texas

MISSISSIPPI STATE SCORING DRIVES

Scoring Drive Superlatives

Most Plays: 16 at Tennessee (TD)	Fewest Plays: 1 at Arizona State (TD)
Most Yards: 97 vs. UMass (TD)	Fewest Yards: -4 at Georgia (FG)
Longest TOP: 7:48 at Tennessee (TD)	Shortest Time: 0:13 at Arizona State (TD)

Opponent	Plays	Yards	TOP	Res.	Qtr./Clock	How Scored
Eastern Kentucky	3	75	0:32	TD	1st/14:28	Mosley 65 yd TD pass from Shapen
	4	26	1:04	TD	1st/11:07	Shapen 4 yd TD run
	5	47	2:11	TD	2nd/11:01	Whittemore 41 yd TD run
	5	48	1:55	TD	2nd/7:10	Coleman Jr. 23 yd TD pass from Shapen
	2	54	0:13	TD	2nd/3:16	Craver 54 yd TD pass from Shapen
	10	65	3:55	TD	3rd/7:42	Booth 1 yd TD run
	-	-	0:00	TD	4th/6:58	Craver 0 yd blocked punt return
Arizona State	-	-	0:00	TD	4th/4:07	Cannon 51 yd interception return
	12	71	3:44	FG	2nd/13:16	Ferrie 32 yd FG
	12	75	4:04	TD	3rd/2:29	Lee 6 yd TD run
	8	50	2:13	TD	4th/13:09	Booth 15 yd TD pass from Shapen
Toledo	1	80	0:13	TD	4th/5:27	Coleman Jr. 80 yd TD pass from Shapen
	12	64	3:43	FG	2nd/9:35	Ferrie 23 yd FG
	13	72	4:18	TD	3rd/5:40	Craver 9 yd TD pass from Shapen
Florida	11	80	3:39	TD	4th/6:11	Coleman Jr. 1 yd TD pass from Shapen
	9	62	3:09	TD	1st/0:21	Booth 1 yd TD run
	6	76	0:54	TD	2nd/0:23	Shapen 3 yd TD run
	13	76	6:43	TD	3rd/6:38	Mosely 13 yd TD pass from Shapen
Texas	12	75	3:58	TD	4th/4:26	Daniels 10 yd TD run
	7	10	3:11	FG	2nd/9:24	Ferrie 45 yd FG
	10	64	5:34	FG	2nd/1:56	Ferrie 32 yd FG
	7	75	3:18	TD	4th/6:12	Van Buren Jr. 12 yd run
Georgia	4	-3	1:24	FG	1st/12:05	Ferrie 47 yd FG
	4	75	2:05	TD	2nd/8:46	Akharaiyi 24 yd TD pass from Van Buren Jr.
	8	75	5:21	TD	3rd/8:27	Daniels 19 yd run
	8	80	3:56	TD	3rd/2:40	Booth 2 yd TD pass from Van Buren Jr.
	9	75	1:46	TD	4th/1:47	Akharaiyi 35 yd TD pass from Van Buren Jr.
Texas A&M	12	92	5:13	TD	1st/9:36	Booth 14 yd TD pass from Van Buren Jr.
	9	69	3:59	FG	2nd/6:30	Ferrie 24 yd FG
	8	75	1:27	TD	2nd/0:21	Craver 4 yd TD pass from Van Buren Jr.
	3	12	1:14	TD	4th/13:41	Coleman Jr. 12 yd TD pass from Van Buren Jr.
Arkansas	5	75	1:21	TD	1st/11:45	Booth 54 yd TD pass from Van Buren Jr.
	6	30	1:16	FG	2nd/1:54	Ferrie 36 yd FG
	6	75	2:11	TD	3rd/4:40	Coleman Jr. 31 yd TD pass from Van Buren Jr.
	2	35	0:27	TD	3rd/3:57	Van Buren Jr. 4 yd run
UMass	7	58	1:38	TD	2nd/14:27	Van Buren Jr. 4 yd run
	6	97	2:11	TD	2nd/9:05	Traore 19 yd TD pass from Van Buren Jr.
	11	80	4:19	TD	2nd/1:56	Van Buren Jr. 2 yd run
	5	68	1:47	TD	3rd/11:11	Daniels 36 yd run
	6	80	1:58	TD	3rd/3:25	Booth 30 yd run
	7	69	1:48	FG	4th/10:17	Ferrie 24 yd FG
	2	78	0:35	TD	4th/6:51	Gayten 72 yd run
	16	75	7:48	TD	2nd/5:47	Booth 1 yd run
Tennessee	4	65	1:37	TD	3rd/6:22	Daniels 18 yd run
	9	61	3:12	FG	1st/11:42	Ferrie 38 yd FG
Missouri	7	75	2:29	TD	1st/0:20	Mosely 11 yd TD pass from Van Buren Jr.
	14	67	4:02	FG	2nd/0:30	Ferrie 26 FG
	2	65	0:43	TD	3rd/5:31	Booth 43 yd run
	11	75	4:49	TD	1st/7:54	Coleman Jr. 34 yd TD pass from Van Buren Jr.
Ole Miss	6	75	2:16	TD	1st/0:00	Van Buren Jr. 6 yd run

GAME OPENING DRIVES

Mississippi State			Opponent	
	Result / Pts	Yards	Result / Pts	Yards
Eastern Kentucky	TD / 7	75	Punt / 0	9
Arizona State	Punt / 0	8	TD / 7	79
Toledo	Punt / 0	1	TD / 7	70
Florida	Punt / 0	0	Punt / 0	7
Texas	Downs / 0	47	TD / 7	72
Georgia	Punt / 0	3	INT / 0	0
Texas A&M	TD / 7	92	TD / 7	74
Arkansas	TO / 0	-2	TD / 7	23
UMass	Punt / 0	0	TD / 7	76
Tennessee	Punt / 0	-1	TD / 7	55
Missouri	FG / 3	61	Punt / 0	5
Ole Miss	INT / 0	0	FG / 3	12
2 TDs, 1 FG / 17 pts.			7 TDs, 1 FG / 52 pts.	

2ND HALF OPENING DRIVES

	Mississippi State		Opponent	
	Result / Pts	Yards	Result / Pts	Yards
Eastern Kentucky	TD / 7	65	Downs / 0	40
Arizona State	TD / 7	75	FG / 3	46
Toledo	Downs / 0	9	Punt / 0	4
Florida	TD / 7	76	Punt / 0	8
Texas	Fumble / 0	3	Downs / 0	31
Georgia	TD / 7	75	TD / 7	75
Texas A&M	Downs / 0	7	FG / 3	64
Arkansas	Fumble / 0	37	FG / 3	62
UMass	TD / 7	68	Punt / 0	6
Tennessee	Fubmle / 0	53	Punt / 0	6
Missouri	TD / 7	65	FG / 3	57
Ole Miss	INT / 0	12	Punt / 0	8
6 TDs, 0 FG / 42 pts.		1 TD, 4 FGs / 19 pts.		

DRIVE BREAKDOWN

Opponent	Drives	TD	FG	MFG	Punts	Turnovers	4th Dwns
Eastern Kentucky	12	6	1	0	2	0	1
Arizona State	10	3	0	1	3	1	1
Toledo	11	2	1	0	4	2	1
Florida	11	4	0	0	5	1	0
Texas	11	1	2	0	4	1	2
Georgia	11	4	1	0	5	1	0
Texas A&M	11	3	1	0	3	1	3
Arkansas	13	3	1	1	0	5	2
UMass	11	6	1	0	2	0	0
Tennessee	12	2	0	0	7	2	1
Missouri	10	2	2	0	3	1	2
Ole Miss	11	2	0	0	6	2	1
TOTALS	134	38	10	2	44	17	14

MISSISSIPPI STATE SEC & NCAA STAT RANKINGS - TEAM

Category	FBS Rank	SEC Rank	Value
3rd Dwn Conv. Pct.	99	15	0.369
3rd Dwn Conv. Pct. Defense	122	15	0.473
4th Dwn Conv. Pct.	53	6	0.568
4th Dwn Conv. Pct. Defense	129	16	0.737
Blocked Kicks	27	1	2
Blocked Punts	5	1	2
Completion Pct.	98	15	0.584
Defensive TDs	63	8	1
Fewest Penalties Per Game	101	11	6.83
Fewest Penalty Yards Per Game	101	12	60.25
First Down Defense	120	16	286
First Down Offense	90	14	244
Fumbles Lost	106	11	10
Fumbles Recovered	92	13	5
Kickoff Ret. Defense	18	3	16.90
Kickoff Returns	12	2	25.67
Net Punting	14	9	41.80
Passing Offense	50	7	239.3
Passing Yards Allowed	104	15	239.5
Passing Yards Per Comp.	25	6	13.35
Punt Return Defense	98	15	9.43
Punt Returns	51	5	9.06
Red Zone Defense	90	15	0.860
Red Zone Offense	94	11	0.805
Rushing Defense	129	16	216.9
Rushing Offense	87	14	137.9
Sacks Allowed	122	15	3.17
Scoring Defense	117	16	34.1
Scoring Offense	86	14	25.8
Tackles For Loss Allowed	114	13	6.75
Team Passing Efficiency	57	12	136.65
Team Passing Efficiency Defense	126	16	159.33
Team Sacks	132	16	0.83
Team Tackles For Loss	126	16	3.9
Time of Possession	131	16	25.41
Total Defense	125	16	456.4
Total Offense	78	13	377.2
Turnover Margin	105	13	-0.50
Turnovers Gained	110	16	12
Turnovers Lost	63	7	18

GAME-BY-GAME LEADERS

Opponent (Stat)	PASSING YARDS	RUSHES	RUSH YARDS	RECEPTIONS	RECEIVING YARDS	TACKLES	TACKLES FOR LOSS	SACKS
Eastern Kentucky	Shapen (247)	Lee (9)	Shapen (44)	Mosley/Coleman Jr. (5)	Mosley (104)	Smith (11)	Dinkins (1.0)	Shepphard (0.5)
at Arizona State	Shapen (268)	Lee (9)	Lee (35)	Mosley/Coleman Jr. (4)	Coleman Jr. (103)	Smith (17)	Jennings/Bingley-Jones (1.0)	Jennings (1.0)
Toledo	Shapen (319)	Daniels (10)	Daniels (59)	Coleman Jr. (7)	Coleman Jr. (77)	Smith (15)	McClendon/Kpaka/Albert (1.0)	--
Florida	Shapen (140)	Booth (16)	Daniels (77)	Coleman Jr. (6)	Craver (62)	Four players (7)	Clark (1.0)	--
at Texas	Van Buren Jr. (144)	Booth (18)	Daniels (75)	Coleman Jr. (6)	Coleman Jr. (65)	Blanton (9)	Five players (1.0)	Four players (0.5)
at Georgia	Van Buren Jr. (306)	Booth (10)	Booth (32)	Coleman Jr. (8)	Coleman Jr. (103)	Blanton (9)	Five players (1.0)	--
Texas A&M	Van Buren Jr. (242)	Daniels (13)	Booth (79)	Coleman Jr. (8)	Coleman Jr. (89)	Smith (13)	Jennings/Kpaka (0.5)	--
Arkansas	Van Buren Jr. (309)	Booth (17)	Booth (93)	Coleman Jr. (8)	Coleman Jr. (100)	Blanton (10)	Morant (1.0)	--
UMass	Van Buren Jr. (222)	Booth (11)	Daniels (92)	Coleman Jr. (5)	Mosley (107)	Blanton (14)	Cooper (2.0)	Cooper (1.0)
at Tennessee	Van Buren Jr. (92)	Booth (20)	Booth (125)	Coleman Jr. (5)	Coleman Jr. (68)	Smith (20)	Pollock (1.0)	--
Missouri	Van Buren Jr. (191)	Booth (12)	Booth (124)	Coleman Jr. (6)	Akharaiyi (64)	Blanton (18)	Blanton/Kpaka/Tillman (1.0)	Tillman (1.0)
at Ole Miss	Van Buren Jr. (280)	Booth (16)	Booth (38)	Coleman Jr. (6)	Coleman Jr. (118)	Blanton (14)	Tillman (2.0)	Tillman (2.0)
Leaders (Gms)	Van Buren Jr. (8)	Booth (8)	Booth (6)	Coleman Jr. (12)	Coleman Jr. (8)	Blanton (7)	Jennings (3)	Tillman (3)
	Shapen (4)	Lee (3)	Daniels (4)	Mosley (2)	Mosley (2)	Smith (6)	Kpaka (3)	Jennings (2)
		Daniels (2)	Lee (1)		Akharaiyi (1)	K. Jones (1)	Blanton (2)	Blanton (1)
			Shapen (1)		Craver (1)	Lanier (1)	Lanier (2)	Cooper (1)
							Tillman (2)	Dinkins (1)
							14 player w/ 1	Willmans (1)

TEAM OFFENSE GAME-BY-GAME COMPARISON

FIRST DOWNS							YARDAGE BY QUARTER						CUMULATIVE YARDAGE BY QUARTER					
MISSISSIPPI STATE FIRST DOWNS							MISSISSIPPI STATE PLAYS / YARDAGE GAINED BY QTR						MISSISSIPPI STATE PLAYS / CUMULATIVE YARDAGE GAINED BY QTR					
Opponent	1Q	2Q	3Q	4Q	OT	Total	Opponent	1Q	2Q	3Q	4Q	OT	Opponent	1Q	2Q	3Q	4Q	OT
Eastern Kentucky	5	5	6	2	--	18	Eastern Kentucky	16/143	13/144	18/125	10/38	--	Eastern Kentucky	16/143	29/287	47/412	57/450	--
at Arizona State	3	4	6	5	--	18	at Arizona State	13/52	16/30	13/87	13/123	--	at Arizona State	13/52	29/82	42/169	55/292	--
Toledo	0	8	4	8	--	20	Toledo	9/8	22/143	17/71	19/163	--	Toledo	9/8	31/151	48/222	67/385	--
Florida	4	6	10	11	--	31	Florida	17/80	23/136	23/133	27/131	--	Florida	17/80	40/216	63/349	90/480	--
at Texas	5	4	4	6	--	19	at Texas	21/81	19/90	12/38	21/95	--	at Texas	21/81	40/171	52/199	73/294	--
at Georgia	0	4	8	5	--	17	at Georgia	12/12	16/118	17/138	18/117	--	at Georgia	12/12	28/130	45/268	63/385	--
Texas A&M	6	8	3	5	--	22	Texas A&M	17/140	23/133	13/24	24/70	--	Texas A&M	17/140	40/273	53/297	77/367	--
Arkansas	7	8	5	5	--	25	Arkansas	22/138	22/106	11/147	18/80	--	Arkansas	22/138	44/244	55/391	73/471	--
UMass	1	14	7	4	--	26	UMass	10/10	25/178	11/123	9/152	--	UMass	10/10	35/188	46/311	55/463	--
at Tennessee	4	4	6	1	--	15	at Tennessee	18/70	22/74	15/121	9/6	--	at Tennessee	18/70	40/144	55/265	64/271	--
Missouri	8	5	3	0	--	16	Missouri	23/112	16/94	5/118	6/14	--	Missouri	23/112	39/206	44/324	50/338	--
at Ole Miss	6	4	3	3	--	16	at Ole Miss	20/155	18/60	16/37	9/78	--	at Ole Miss	20/155	38/215	54/252	63/330	--
FIRST DOWNS							YARDAGE BY QUARTER						CUMULATIVE YARDAGE BY QUARTER					
OPPONENT FIRST DOWNS							OPPONENT PLAYS / YARDAGE GAINED BY QTR						OPPONENT PLAYS / CUMULATIVE YARDAGE GAINED BY QTR					
Opponent	1Q	2Q	3Q	4Q	OT	Total	Opponent	1Q	2Q	3Q	4Q	OT	Opponent	1Q	2Q	3Q	4Q	OT
Eastern Kentucky	1	8	4	3	--	16	Eastern Kentucky	13/40	28/125	16/82	19/48	--	Eastern Kentucky	13/40	41/165	57/247	76/295	--
at Arizona State	10	8	3	5	--	26	at Arizona State	21/149	19/113	16/55	21/98	--	at Arizona State	21/149	40/262	56/317	77/415	--
Toledo	6	10	5	5	--	26	Toledo	19/130	23/175	15/89	16/60	--	Toledo	19/130	42/305	57/394	73/454	--
Florida	6	11	4	6	--	27	Florida	17/86	21/225	11/78	15/114	--	Florida	17/86	38/311	49/389	64/503	--
at Texas	6	4	4	7	--	21	at Texas	11/109	15/103	18/132	18/178	--	at Texas	11/109	26/212	44/344	62/522	--
at Georgia	7	11	5	5	--	28	at Georgia	23/128	23/241	12/159	19/77	--	at Georgia	23/128	46/369	58/528	77/605	--
Texas A&M	5	3	7	2	--	17	Texas A&M	13/79	14/101	21/112	14/61	--	Texas A&M	13/79	27/180	48/292	62/353	--
Arkansas	7	9	9	5	--	30	Arkansas	15/172	16/157	21/187	14/157	--	Arkansas	15/172	31/329	52/516	66/673	--
UMass	8	5	6	7	--	26	UMass	20/113	16/49	19/78	23/95	--	UMass	20/113	36/162	55/240	78/335	--
at Tennessee	6	5	8	5	--	25	at Tennessee	24/127	17/158	18/107	19/60	--	at Tennessee	24/127	41/285	59/392	78/452	--
Missouri	2	8	6	7	--	23	Missouri	14/77	18/167	22/119	22/109	--	Missouri	14/77	32/244	54/363	76/472	--
at Ole Miss	6	4	2	9	--	21	at Ole Miss	18/87	18/164	17/9	22/137	--	at Ole Miss	18/87	36/251	53/260	75/397	--

MSU TEAM GAME HIGHS

Rushes	56	Florida	9-21-2024
Yards Rushing	241	UMass	11-2-2024
Yards Per Rush	8.0	UMass	11-2-2024
TD Rushes	5	UMass	11-2-2024
Pass Attempts	41	Texas A&M	10-19-2024
Pass Completions	28	Toledo	9-14-2024
Yards Passing	319	Toledo	9-14-2024
Yards Per Pass	11.2	Eastern Kentucky	8-31-2024
TD Passes	3 (3x)	Texas A&M	10-19-2024
Total Plays	90	Florida	9-21-2024
Total Offense	480	Florida	9-21-2024
Yards Per Play	8.4	UMass	11-2-2024
Points	56	Eastern Kentucky	8-31-2024
Sacks By	2 (4x)	at Ole Miss	11-29-2024
First Downs	31	Florida	9-21-2024
Penalties	10	Toledo	9-14-2024
Penalty Yards	104	Toledo	9-14-2024
Turnovers	5	Arkansas	10-26-2024
Punts	7	at Tennessee	11-9-2024
Punting Avg.	49.5	Toledo	9-14-2024
Long Punt	60	at Texas	9-28-2024
Punts Inside 20	4	at Ole Miss	11-29-2024
Long Punt Return	32	Eastern Kentucky	8-31-2024

OPPONENT TEAM GAME HIGHS

Rushes	57 (2x)	at Tennessee	11-9-2024
Yards Rushing	359	Arkansas	10-26-2024
Yards Per Rush	9.7	Arkansas	10-26-2024
TD Rushes	3 (4x)	Missouri	11-23-2024
Pass Attempts	48	at Georgia	10-12-2024
Pass Completions	36	at Georgia	10-12-2024
Yards Passing	459	at Georgia	10-12-2024
Yards Per Pass	13.4	Missouri	11-23-2024
TD Passes	5	Arkansas	10-26-2024
Total Plays	78 (2x)	at Tennessee	11-9-2024
Total Offense	673	Arkansas	10-26-2024
Yards Per Play	10.2	Arkansas	10-26-2024
Points	58	Arkansas	10-26-2024
Sacks By	6	at Texas	9-28-2024
First Downs	30	Arkansas	10-26-2024
Penalties	9 (2x)	UMass	11-2-2024
Penalty Yards	99	UMass	11-2-2024
Turnovers	2 (3x)	Texas A&M	10-19-2024
Punts	8	Eastern Kentucky	8-31-2024
Punting Avg.	53.0	Arkansas	10-26-2024
Long Punt	56	at Ole Miss	11-29-2024
Punts Inside 20	3	at Ole Miss	11-29-2024
Long Punt Return	35	Florida	9-21-2024

MSU INDIVIDUAL GAME HIGHS

Rushes	20	Davon Booth	at Tennessee	11-9-2024
Yards Rushing	125	Davon Booth	at Tennessee	11-9-2024
TD Rushes	2	Michael Van Buren Jr.	UMass	11-2-2024
Long Rush	41	Creed Whittemore	Eastern Kentucky	8-31-2024
Pass Attempts	41	Michael Van Buren Jr.	Texas A&M	10-19-2024
Pass Completions	28	Blake Shapen	Toledo	9-14-2024
Yards Passing	319	Blake Shapen	Toledo	9-14-2024
TD Passes	3 (3x)	Michael Van Buren Jr.	Texas A&M	10-19-2024
Long Pass	80	Blake Shapen	at Arizona State	9-7-2024
Receptions	8 (3x)	Kevin Coleman Jr.	Arkansas	10-26-2024
Yards Receiving	118	Kevin Coleman Jr.	at Ole Miss	11-29-2024
TD Receptions	2	Kelly Akharaiyi	at Georgia	10-12-2024
Long Receptions	80	Kevin Coleman Jr.	at Arizona State	9-7-2024
Field Goals	1	Kyle Ferrie	Toledo	9-14-2024
Long Field Goals	32	Kyle Ferrie	at Arizona State	9-7-2024
Punts	7	Nick Barr-Mira	at Tennessee	11-9-2024
Punting Avg.	49.5	Nick Barr-Mira	Toledo	9-14-2024
Long Punt	60	Nick Barr-Mira	at Texas	9-28-2024
Punts Inside 20	4	Nick Barr-Mira	at Ole Miss	11-29-2024
Long Punt Return	32	Kevin Coleman Jr.	Eastern Kentucky	8-31-2024
Long Kickoff Return	42	Davon Booth	Arkansas	10-26-2024
Tackles	20	Isaac Smith	at Tennessee	11-9-2024
Sacks	2	Zakari Tillman	at Ole Miss	11-29-2024
Tackles For Loss	2 (2x)	Zakari Tillman	at Ole Miss	11-29-2024

OPPONENT INDIVIDUAL GAME HIGHS

Rushes	33	Cam Skattebo (at Arizona State)	9-7-2024
Yards Rushing	262	Cam Skattebo (at Arizona State)	9-7-2024
TD Rushes	3	Marcus Carroll (Missouri)	11-23-2024
Long Rush	89	Ulysses Bentley IV (at Ole Miss)	11-29-2024
Pass Attempts	48	Carson Beck (at Georgia)	10-12-2024
Pass Completions	36	Carson Beck (at Georgia)	10-12-2024
Yards Passing	459	Carson Beck (at Georgia)	10-12-2024
TD Passes	5	Taylen Green (Arkansas)	10-26-2024
Long Pass	73	Nico Iamaleava (at Tennessee)	11-9-2024
Receptions	7 (2x)	Lluther Burden(Missouri)	11-23-2024
Yards Receiving	134	Arian Smith (at Georgia)	10-12-2024
TD Receptions	2 (4x)	Andreas Paaske (Arkansas)	10-26-2024
		Luke Hasz (Arkansas)	10-26-2024
Long Receptions	73	Dont'e Thornton Jr. (at Tennessee)	11-9-2024
Field Goals	4	Max Gilbert (at Tennessee)	11-9-2024
Long Field Goals	51	Max Gilbert (at Tennessee)	11-9-2024
Punts	7	Jacob Baker (Eastern Kentucky)	8-31-2024
Punting Avg.	53.0	Devin Bale (Arkansas)	10-26-2024
Long Punt	56	Fraser Masin (at Ole Miss)	11-29-2024
Punts Inside 20	3	Fraser Masin (at Ole Miss)	11-29-2024
Long Punt Return	35	Chimere Dike (Florida)	9-21-2024
Long Kickoff Return	31	Peyton Lewis (at Tennessee)	11-9-2024
Tackles	12 (2x)	Taurean York (Texas A&M)	10-19-2024
Sacks	2	Colin Simmons (at Texas)	9-28-2024
Tackles For Loss	3.5	Walter Nolen (at Ole Miss)	11-29-2024

COMBINED TEAM STATS

Team Results

	Date	Opponent		Score	Att.
	08/31/2024	Eastern Ky.	W	56-7	48724
	09/07/2024	at Arizona St.	L	23-30	45504
	09/14/2024	Toledo	L	17-41	47412
*	09/21/2024	Florida	L	28-45	49655
*	09/28/2024	at Texas	L	13-35	101388
*	10/12/2024	at Georgia	L	31-41	93033
*	10/19/2024	Texas A&M	L	24-34	50127
*	10/26/2024	Arkansas	L	25-58	49303
	11/02/2024	Massachusetts	W	45-20	48617
*	11/09/2024	at Tennessee	L	14-33	101915
*	11/23/2024	Missouri	L	20-39	47824
*	11/29/2024	at Ole Miss	L	14-26	67896

Rushing

Player	gp	att	gain	loss	net	avg	td	lg	avg/g
Davon Booth	12	152	784	25	759	5.0	5	43	63.3
Johnnie Daniels	12	108	560	20	540	5.0	4	36	45.0
Keyvone Lee	4	29	144	4	140	4.8	1	18	35.0
Xavier Gayten	11	8	119	4	115	14.4	1	72	10.5
Creed Whittemore	4	1	41	0	41	41.0	1	41	10.3
Blake Shapen	4	34	110	74	36	1.1	2	18	9.0
Chris Parson	4	8	33	2	31	3.9	0	10	7.8
Kevin Coleman Jr.	12	4	19	8	11	2.8	0	9	0.9
Mario Craver	9	3	12	5	7	2.3	0	10	0.8
Michael Van Buren Jr.	10	69	169	181	-12	-0.2	5	17	-1.2
Team	12	3	0	13	-13	-4.3	0	0	-1.1
Total	12	419	1991	336	1655	3.9	19	72	137.9
Opponents	12	523	2761	158	2603	5.0	24	89	216.9

Passing

Player	gp	effic	comp-att-int	pct	yds	td	lg	avg/g
Michael Van Buren Jr.	10	125.3	140-256-7	54.7	1886	11	72	188.6
Blake Shapen	4	166.9	74-108-1	68.5	974	8	80	243.5
Chris Parson	4	0.0	0-2-0	0.0	0	0	0	0.0
Nick Barr-Mira	12	192.4	1-1-0	100.0	11	0	11	0.9
Team	12	0.0	0-1-0	0.0	0	0	0	0.0
Total	12	136.6	215-368-8	58.4	2871	19	80	239.3
Opponents	12	159.3	240-341-7	70.4	2874	23	73	239.5

Receiving

Player	gp	no.	yds	avg	td	lg	avg/g
Kevin Coleman Jr.	12	74	932	12.6	6	80	77.7
Seydou Traore	12	34	361	10.6	1	32	30.1
Kelly Akharaiyi	11	25	391	15.6	2	49	35.5
Jordan Mosley	12	23	405	17.6	3	65	33.8
Mario Craver	9	17	368	21.6	3	72	40.9
Davon Booth	12	13	164	12.6	4	54	13.7
Justin Ball	12	9	77	8.6	0	16	6.4
Johnnie Daniels	12	8	76	9.5	0	29	6.3
Creed Whittemore	4	4	65	16.3	0	26	16.3
Keyvone Lee	4	3	13	4.3	0	12	3.3
Ricky Johnson	4	2	9	4.5	0	5	2.3
Braylon Burnside	11	1	-6	-6.0	0	0	-0.5
Sanfrisco Magee	2	1	6	6.0	0	6	3.0
Xavier Gayten	11	1	10	10.0	0	10	0.9
Total	12	215	2871	13.4	19	80	239.3
Opponents	12	240	2874	12.0	23	73	239.5

Game Records

Record	Overall	Home	Away	Neutral
ALL GAMES	2-10	2-5	0-5	0-0
CONFERENCE	0-8	0-4	0-4	0-0
NON-CONFERENCE	2-2	2-1	0-1	0-0

Team Statistics

	MS	OPP
First Downs	244	286
Rushing	94	130
Passing	122	135
Penalty	28	21
Rushing Yardage	1655	2603
Rushing attempts	419	523
Average per rush	3.9	5.0
Average per game	137.9	216.9
TDs Rushing	19	24
Passing Yardage	2871	2874
Comp-Att-Int	215-368-8	240-341-7
Average per pass	7.8	8.4
Average per catch	13.4	12.0
Average per game	239.3	239.5
TDs Passing	19	23
Total offense	4526	5477
Average per play	5.8	6.3
Average per game	377.2	456.4
Kick returns: #-Yards	12-308	10-169
Punt returns: #-Yards	18-163	14-132
Int returns: #-Yards	7-72	8-59
Fumbles-Lost	20-10	12-5
Penalties-Yards	82-723	75-706
Punts-Avg	44-44.8	37-40.7
Time of possession / game	25:41	34:19
3rd-down conversion	59/160	78/165
4rd-down conversion	21/37	14/19
PAT-attempts	(38-39) 97%	(47-47) 100%
2-point conversion-attempts	(1-1) 100%	(1-2) 50%

Interceptions

Player	no.	yds	avg	td	lg
Nic Mitchell	1	21	21.0	0	21
Hunter Washington	1	0	0.0	0	0
Brylan Lanier	1	0	0.0	0	0
Zakari Tillman	1	0	0.0	0	0
Brice Pollock	1	0	0.0	0	0
DeAgo Brumfield	1	0	0.0	0	0
Elijah Cannon	1	51	51.0	1	51
Total	7	72	10.3	1	51
Opponents	8	59	7.4	0	32

COMBINED TEAM STATS

Field Goals

Player	fg	pct.	01-19	20-29	30-39	40-49	50-99	lg	blk
Kyle Ferrie	10-12	83.3	0-0	4-5	4-4	2-3	0-0	47	1
Opponents	22-25	88.0	0-0	7-7	7-7	7-8	1-3	51	0

Scoring

Player	td	fg	PAT					dxp	saf	pts
			kick	rush	rcv	pass				
Kyle Ferrie	-	10-12	38-39	-	-	-	-	-	-	68
Davon Booth	9	-	-	-	-	-	-	-	-	54
Kevin Coleman Jr.	6	-	-	-	-	-	-	-	-	36
Michael Van Buren Jr.	5	-	-	-	-	1	-	-	-	30
Mario Craver	4	-	-	-	-	-	-	-	-	24
Johnnie Daniels	4	-	-	-	-	-	-	-	-	24
Jordan Mosley	3	-	-	-	-	-	-	-	-	18
Kelly Akharaiyi	2	-	-	-	1	-	-	-	-	14
Blake Shapen	2	-	-	-	-	-	-	-	-	12
Keyvone Lee	1	-	-	-	-	-	-	-	-	6
Seydou Traore	1	-	-	-	-	-	-	-	-	6
Creed Whittemore	1	-	-	-	-	-	-	-	-	6
Elijah Cannon	1	-	-	-	-	-	-	-	-	6
Xavier Gayten	1	-	-	-	-	-	-	-	-	6
Total	40	10-12	38-39	0	1	1	0	0	0	310
Opponents	49	22-25	47-47	1	0	0	0	0	0	409

Score by Periods

Team	1st	2nd	3rd	4th	OT	TOT
Mississippi St.	62	91	85	72	0	310
Opponents	106	152	67	84	0	409

Punting

Player	no.	yds	avg	lg	tb	fc	i20	50+	blk
Nick Barr-Mira	44	1971	44.8	60	0	18	17	14	0
Total	44	1971	44.8	60	0	18	17	14	0
Opponents	37	1505	40.7	56	2	11	6	4	2

Punt Returns

Player	no.	yds	avg	td	lg
Kevin Coleman Jr.	16	153	9.6	0	32
Jaden Walley	1	10	10.0	0	10
Zakari Tillman	1	0	0.0	0	0
Total	18	163	9.1	1	32
Opponents	14	132	9.4	0	35

Kick Returns

Player	no.	yds	avg	td	lg
Davon Booth	12	308	25.7	0	42
Total	12	308	25.7	0	42
Opponents	10	169	16.9	0	31

All Purpose

Player	g	rush	rcv	pr	kr	ir	total	avg/g
Davon Booth	12	759	164	0	308	0	1231	102.6
Kevin Coleman Jr.	12	11	932	153	0	0	1096	91.3
Johnnie Daniels	12	540	76	0	0	0	616	51.3
Jordan Mosley	12	0	405	0	0	0	405	33.8
Kelly Akharaiyi	11	0	391	0	0	0	391	35.5
Mario Craver	9	7	368	0	0	0	375	41.7
Seydou Traore	12	0	361	0	0	0	361	30.1
Keyvone Lee	4	140	13	0	0	0	153	38.3
Xavier Gayten	11	115	10	0	0	0	125	11.4
Creed Whittemore	4	41	65	0	0	0	106	26.5
Justin Ball	12	0	77	0	0	0	77	6.4
Elijah Cannon	4	0	0	0	0	51	51	12.8
Blake Shapen	4	36	0	0	0	0	36	9.0
Chris Parson	4	31	0	0	0	0	31	7.8
Nic Mitchell	12	0	0	0	0	21	21	1.8
Jaden Walley	6	0	0	10	0	0	10	1.7
Ricky Johnson	4	0	9	0	0	0	9	2.3
Sanfrisco Magee	2	0	6	0	0	0	6	3.0
Braylon Burnside	11	0	-6	0	0	0	-6	-0.5
Michael Van Buren Jr.	10	-12	0	0	0	0	-12	-1.2
Total	12	1655	2871	163	308	72	5069	422.4
Opponents	12	2603	2874	132	169	59	5837	486.4

Total Offense

Player	g	plays	rush	pass	total	avg/g
Michael Van Buren Jr.	10	325	-12	1886	1874	187.4
Blake Shapen	4	142	36	974	1010	252.5
Davon Booth	12	152	759	0	759	63.3
Johnnie Daniels	12	108	540	0	540	45.0
Keyvone Lee	4	29	140	0	140	35.0
Xavier Gayten	11	8	115	0	115	10.5
Creed Whittemore	4	1	41	0	41	10.3
Chris Parson	4	10	31	0	31	7.8
Nick Barr-Mira	12	1	0	11	11	0.9
Kevin Coleman Jr.	12	4	11	0	11	0.9
Mario Craver	9	3	7	0	7	0.8
Total	12	787	1655	2871	4526	377.2
Opponents	12	864	2603	2874	5477	456.4

COMBINED TEAM STATS

Team Defense

			Tackles				Sacks	Pass defense			Fumbles	blkd		
##	Player	gp	ua	a	tot	tfl/yds	no-yds	int-yds	brup	qbh	fr-yds	ff	kick	saf
2	Isaac Smith	11	46	81	127	1.5-3	.	.	3	.	.	1	.	.
7	Stone Blanton	12	30	95	125	3.5-7	0.5-0	.	3	1	1-0	2	.	.
40	Nic Mitchell	12	24	56	80	3-12	.	1-21	2	1
44	Branden Jennings	12	10	46	56	5-11	1.5-5	.	2	4
21	Hunter Washington	12	26	29	55	1.5-5	.	1-0	2	.	1-0	1	.	.
10	Corey Ellington	9	28	25	53	1-1	.	.	3	.	.	3	.	.
3	Brylan Lanier	12	35	18	53	2-5	.	1-0
14	Brice Pollock	12	24	24	48	1-3	.	1-0	9	.	.	1	.	.
26	JP Purvis	12	13	22	35	1	.
23	Trevion Williams	11	5	28	33	2-4	0.5-1	.	1
8	Sulaiman Kpaka	12	8	22	30	4.5-10	.	.	.	1
16	Zakari Tillman	12	17	13	30	3.5-18	3.5-18	1-0	2	1	1-0	1	1	.
90	Kai McClendon	12	6	24	30	2-7	0.5-3
11	Ty Cooper	12	9	20	29	2-5	1-3	.	.	1
1	Kelley Jones	11	13	16	29	.	.	.	1	.	1-0	.	.	.
98	Ashun Shepphard	12	2	23	25	1.5-4	0.5-3
9	De'Monte Russell	10	6	17	23	1-1	.	.	.	2
5	John Lewis	12	7	14	21	1-3	.	.	.	1
91	Deonte Anderson	11	4	14	18	2.5-8	0.5-2
27	Chris Keys Jr.	8	6	10	16
28	Tanner Johnson	12	3	13	16	1-2
4	DeAgo Brumfield	4	6	8	14	0.5-1	.	1-0	2
17	Jordan Morant	12	3	8	11	1-2	.	.	1
46	Joseph Head Jr.	12	.	11	11	1-5	0.5-4	.	.	1
12	Tyler Woodard	4	5	4	9
94	Corey Clark	10	2	7	9	1-3
22	Kedrick Bingley-Jones	4	2	5	7	1-1
19	Cyrus Reyes	12	1	4	5
36	Donterry Russell	1	1	3	4	2
15	Kobi Albert	4	1	3	4	1-3
5	Braylon Burnside	11	3	1	4
24	Elijah Cannon	4	1	3	4	.	.	1-51
13	Raydarius Jones	1	.	2	2
35	Kalvin Dinkins	1	1	1	2	1-3	1-3
31	Javae Gilmore	11	1	1	2	1-4
86	Nick Lauderdale	12	2	.	2
10	Cameron Ball	12	2	.	2
25	Marcus Ross	1	.	2	2
97	Terrance Hibbler Jr.	2	.	2	2
82	Nick Barr-Mira	12	1	.	1
43	Hayes Hammond	12	1	.	1
77	Marlon Martinez	12	1	.	1
6	Jordan Mosley	12	1	.	1
38	Brinston Williams	11	1	.	1
22	Xavier Gayten	11	.	1	1
80	Kyle Ferrie	12
	Totals	12	358	676	1034	47-131	10-42	7-72	31	15	5-0	9	2	0
	Opponents	12	335	514	849	81-338	38-236	8-59	52	29	10-69	14	1	0



TEAM MISCELLANEOUS STATS

3rd-Down Conversions

Date	Opponent	Score	Overall	1st Qtr	2nd Qtr	3rd Qtr	4th Qtr	Overtime
08/31/2024	Eastern Ky.	W 56-7	5-11 45.5	1-3 33.3	1-2 50.0	2-3 66.7	1-3 33.3	0-0 0.0
09/07/2024	at Arizona St.	L 23-30	3-11 27.3	1-3 33.3	0-3 0.0	1-2 50.0	1-3 33.3	0-0 0.0
09/14/2024	Toledo	L 17-41	6-13 46.2	0-3 0.0	2-4 50.0	3-4 75.0	1-2 50.0	0-0 0.0
09/21/2024	Florida	L 28-45	11-20 55.0	2-4 50.0	2-5 40.0	2-4 50.0	5-7 71.4	0-0 0.0
09/28/2024	at Texas	L 13-35	8-17 47.1	2-5 40.0	2-5 40.0	1-2 50.0	3-5 60.0	0-0 0.0
10/12/2024	at Georgia	L 31-41	2-12 16.7	0-4 0.0	1-3 33.3	0-1 0.0	1-4 25.0	0-0 0.0
10/19/2024	Texas A&M	L 24-34	5-16 31.3	2-4 50.0	0-3 0.0	1-3 33.3	2-6 33.3	0-0 0.0
10/26/2024	Arkansas	L 25-58	5-13 38.5	1-3 33.3	2-5 40.0	1-1 100.0	1-4 25.0	0-0 0.0
11/02/2024	Massachusetts	W 45-20	5-9 55.6	0-2 0.0	4-5 80.0	1-1 100.0	0-1 0.0	0-0 0.0
11/09/2024	at Tennessee	L 14-33	3-13 23.1	1-4 25.0	2-6 33.3	0-1 0.0	0-2 0.0	0-0 0.0
11/23/2024	Missouri	L 20-39	2-10 20.0	1-4 25.0	1-4 25.0	0-0 0.0	0-2 0.0	0-0 0.0
11/29/2024	at Ole Miss	L 14-26	4-15 26.7	2-5 40.0	0-4 0.0	1-4 25.0	1-2 50.0	0-0 0.0
Mississippi St.			59-160 36.9	13-44 29.5	17-49 34.7	13-26 50.0	16-41 39.0	0-0 0.0
Opponents			78-165 47.3	20-39 51.3	23-41 56.1	15-38 39.5	20-47 42.6	0-0 0.0

4th-Down Conversions

Date	Opponent	Score	Overall	1st Qtr	2nd Qtr	3rd Qtr	4th Qtr	Overtime
08/31/2024	Eastern Ky.	W 56-7	2-3 66.7	0-1 0.0	1-1 100.0	1-1 100.0	0-0 0.0	0-0 0.0
09/07/2024	at Arizona St.	L 23-30	1-2 50.0	0-0 0.0	0-1 0.0	1-1 100.0	0-0 0.0	0-0 0.0
09/14/2024	Toledo	L 17-41	1-2 50.0	0-0 0.0	0-0 0.0	0-1 0.0	1-1 100.0	0-0 0.0
09/21/2024	Florida	L 28-45	2-3 66.7	0-0 0.0	0-0 0.0	1-1 100.0	1-2 50.0	0-0 0.0
09/28/2024	at Texas	L 13-35	1-3 33.3	1-2 50.0	0-0 0.0	0-0 0.0	0-1 0.0	0-0 0.0
10/12/2024	at Georgia	L 31-41	3-3 100.0	0-0 0.0	0-0 0.0	1-1 100.0	2-2 100.0	0-0 0.0
10/19/2024	Texas A&M	L 24-34	3-7 42.9	2-2 100.0	0-1 0.0	0-1 0.0	1-3 33.3	0-0 0.0
10/26/2024	Arkansas	L 25-58	2-4 50.0	1-2 50.0	0-1 0.0	0-0 0.0	1-1 100.0	0-0 0.0
11/02/2024	Massachusetts	W 45-20	0-0 0.0	0-0 0.0	0-0 0.0	0-0 0.0	0-0 0.0	0-0 0.0
11/09/2024	at Tennessee	L 14-33	2-3 66.7	0-0 0.0	2-2 100.0	0-0 0.0	0-1 0.0	0-0 0.0
11/23/2024	Missouri	L 20-39	1-3 33.3	0-0 0.0	1-1 100.0	0-0 0.0	0-2 0.0	0-0 0.0
11/29/2024	at Ole Miss	L 14-26	3-4 75.0	2-2 100.0	0-0 0.0	1-1 100.0	0-1 0.0	0-0 0.0
Mississippi St.			21-37 56.8	6-9 66.7	4-7 57.1	5-7 71.4	6-14 42.9	0-0 0.0
Opponents			14-19 73.7	4-5 80.0	2-3 66.7	3-6 50.0	5-5 100.0	0-0 0.0

Time of Possession

Date	Opponent	Score	Overall	1st Qtr	2nd Qtr	3rd Qtr	4th Qtr	Overtime
08/31/2024	Eastern Ky.	W 56-7	21:54	06:41	04:22	03:55	06:56	00:00
09/07/2024	at Arizona St.	L 23-30	19:47	02:32	08:17	04:04	04:54	00:00
09/14/2024	Toledo	L 17-41	22:56	05:55	06:38	05:27	04:56	00:00
09/21/2024	Florida	L 28-45	32:24	06:36	08:09	06:43	10:56	00:00
09/28/2024	at Texas	L 13-35	34:57	08:25	12:38	06:24	07:30	00:00
10/12/2024	at Georgia	L 31-41	26:22	05:20	05:16	09:17	06:29	00:00
10/19/2024	Texas A&M	L 24-34	29:52	05:24	12:18	04:25	07:45	00:00
10/26/2024	Arkansas	L 25-58	28:45	05:19	12:20	03:28	07:38	00:00
11/02/2024	Massachusetts	W 45-20	19:11	03:09	09:37	03:45	02:40	00:00
11/09/2024	at Tennessee	L 14-33	25:42	06:13	10:03	05:48	03:38	00:00
11/23/2024	Missouri	L 20-39	18:09	09:07	05:16	00:43	03:03	00:00
11/29/2024	at Ole Miss	L 14-26	28:17	07:36	08:26	02:05	10:10	00:00
Mississippi St.			Total 308:16	72:17	103:20	56:04	76:35	00:00
			Avg. 25:41	06:01	08:37	04:40	06:23	00:00
Opponents			Total 411:44	94:11	90:12	94:55	132:26	00:00
			Avg. 34:19	07:51	07:31	07:55	11:02	00:00

Mississippi St. Inside Opponent Red-Zone

Date	Opponent	Score	Times	Times	Total			Rush	Pass	FGs	Failed to score inside RZ					
			In RZ	Scored	Pts	TDs	TDs	TDs	TDs	Made	FGA	Down	Int	Fumb	Half	Game
08/31/2024	Eastern Ky.	W 56-7	3	2	14	2	2	0	0	0	1	0	0	0	0	0
09/07/2024	at Arizona St.	L 23-30	3	3	16	2	1	1	1	1	1	0	0	0	0	0
09/14/2024	Toledo	L 17-41	4	3	17	2	0	2	1	1	1	0	1	0	0	0
09/21/2024	Florida	L 28-45	6	4	28	4	3	1	0	0	0	0	0	1	0	1
09/28/2024	at Texas	L 13-35	2	2	10	1	1	0	1	1	1	0	0	0	0	0
10/12/2024	at Georgia	L 31-41	3	3	21	3	1	2	0	0	0	0	0	0	0	0
10/19/2024	Texas A&M	L 24-34	4	4	24	3	0	3	1	1	1	0	0	0	0	0
10/26/2024	Arkansas	L 25-58	4	2	11	1	1	0	1	1	1	1	0	1	0	0
11/02/2024	Massachusetts	W 45-20	4	4	24	3	2	1	1	1	1	0	0	0	0	0
11/09/2024	at Tennessee	L 14-33	2	2	14	2	2	0	0	0	0	0	0	0	0	0
11/23/2024	Missouri	L 20-39	4	3	13	1	0	1	2	2	2	1	0	0	0	0
11/29/2024	at Ole Miss	L 14-26	2	1	7	1	1	0	0	0	0	1	0	0	0	0
Totals 33 of 41 (80.5%)			41	33	199	25	14	11	8	9	3	1	2	0	1	1

Opponents Inside Mississippi St. Red-Zone

Date	Opponent	Score	Times	Times	Total			Rush	Pass	FGs	Failed to score inside RZ					
			In RZ	Scored	Pts	TDs	TDs	TDs	TDs	Made	FGA	Down	Int	Fumb	Half	Game
08/31/2024	Eastern Ky.	W 56-7	1	1	7	1	0	1	0	0	0	0	0	0	0	0
09/07/2024	Arizona St.	L 23-30	4	3	17	2	2	0	1	1	1	0	0	0	0	1
09/14/2024	Toledo	L 17-41	7	6	38	5	2	3	1	1	1	0	0	1	0	0
09/21/2024	Florida	L 28-45	5	5	35	5	3	2	0	0	0	0	0	0	0	0
09/28/2024	Texas	L 13-35	4	3	21	3	2	1	0	0	0	0	0	1	0	0
10/12/2024	Georgia	L 31-41	5	4	24	3	2	1	1	1	1	0	1	0	0	0
10/19/2024	Texas A&M	L 24-34	5	5	31	4	3	1	1	1	1	0	0	0	0	0
10/26/2024	Arkansas	L 25-58	9	9	51	6	2	4	3	3	3	0	0	0	0	0
11/02/2024	Massachusetts	W 45-20	4	4	20	2	1	1	2	2	2	0	0	0	0	0
11/09/2024	Tennessee	L 14-33	6	3	9	0	0	0	3	3	3	1	0	1	0	1
11/23/2024	Missouri	L 20-39	5	4	25	3	3	0	1	1	1	0	0	0	0	1
11/29/2024	Ole Miss	L 14-26	2	2	13	2	1	1	0	0	0	0	0	0	0	0
Totals 49 of 57 (86.0%)			57	49	291	36	21	15	13	13	1	1	3	0	3	3

PASSING GAME-BY-GAME

#0 Michael Van Buren Jr.	Comp	Att	Int	Pct	Yards	TD	Long	Sacked	Effic.
Florida	7	13	0	53.8	100	0	28	2-11	118.5
Texas	12	23	0	52.2	144	0	46	6-45	104.8
Georgia	20	37	1	54.1	306	3	72	0-0	144.9
Texas A&M	22	41	1	53.7	242	3	38	3-21	122.5
Arkansas	22	31	2	71.0	309	2	54	4-18	163.1
Massachusetts	14	25	0	56.0	222	1	55	3-19	143.8
Tennessee	10	26	1	38.5	92	0	23	4-28	60.5
Missouri	16	28	0	57.1	191	1	49	2-5	126.2
Ole Miss	17	32	2	53.1	280	1	44	3-23	124.4
Totals	140	256	7	54.7	1886	11	72	27-170	125.3

#2 Blake Shapen	Comp	Att	Int	Pct	Yards	TD	Long	Sacked	Effic.
Eastern Ky.	15	20	0	75.0	247	3	65	1-7	228.2
Arizona St.	18	28	0	64.3	268	2	80	4-29	168.3
Toledo	28	39	1	71.8	319	2	45	5-26	152.3
Florida	13	21	0	61.9	140	1	37	1-4	133.6
Totals	74	108	1	68.5	974	8	80	11-66	166.9

#16 Chris Parson	Comp	Att	Int	Pct	Yards	TD	Long	Sacked	Effic.
Eastern Ky.	0	2	0	0.0	0	0	0	0-0	0.0
Totals	0	2	0	0.0	0	0	0	0-0	0.0

#82 Nick Barr-Mira	Comp	Att	Int	Pct	Yards	TD	Long	Sacked	Effic.
Ole Miss	1	1	0	100.0	11	0	11	0-0	192.4
Totals	1	1	0	100.0	11	0	11	0-0	192.4

RUSHING & RECEIVING GAME-BY-GAME

Rushing

Player	No-Yds/TD	EKU	ASU	UT	UF	TX	UG	AM	AR	UMass	UT	MO	UM
Davon Booth	152-759/5	8-39/1	6-7/0	6-12/0	16-75/1	18-59/0	10-32/0	12-79/0	17-93/0	11-76/1	20-125/1	12-124/1	16-38/0
Johnnie Daniels	108-540/4	5-21/0	3-1/0	10-59/0	14-77/1	15-75/0	9-29/1	13-50/0	11-42/0	6-92/1	10-63/1	6-21/0	6-10/0
Michael Van Buren Jr.	69--12/5	-	DNP	DNP	5--5/0	12--14/1	5-15/0	9--1/0	9--5/1	9-14/2	8--9/0	4-2/0	8--9/1
Blake Shapen	34-36/2	7-44/1	7--22/0	8--18/0	12-32/1	DNP	DNP	DNP	DNP	DNP	DNP	DNP	DNP
Keyvone Lee	29-140/1	9-40/0	9-35/1	3-13/0	8-52/0	DNP	DNP	DNP	DNP	DNP	DNP	DNP	DNP
Xavier Gayten	8-115/1	3-16/0	-	-	DNP	-	-	1-2/0	2-28/0	2-69/1	-	-	-
Chris Parson	8-31/0	1-7/0	DNP	DNP	DNP	4-20/0	DNP	DNP	3-4/0	-	DNP	DNP	DNP
Kevin Coleman Jr.	4-11/0	-	1-9/0	-	1-9/0	-	1-1/0	-	-	1--8/0	-	-	-
Mario Craver	3-7/0	-	-	-	-	1-10/0	1-2/0	1--5/0	DNP	DNP	-	DNP	-
Creed Whittemore	1-41/1	1-41/1	-	-	-	DNP	DNP	DNP	DNP	DNP	DNP	DNP	DNP

Receiving

Player	No-Yds/TD	EKU	ASU	UT	UF	TX	UG	AM	AR	UMass	UT	MO	UM
Kevin Coleman Jr.	74-932/6	5-88/1	4-103/1	7-77/1	6-19/0	6-57/0	8-103/0	8-89/1	8-100/1	5-52/0	5-68/0	6-58/0	6-118/1
Seydou Traore	34-361/1	-	3-33/0	5-40/0	4-48/0	1-14/0	5-51/0	3-38/0	5-77/0	2-26/1	1-3/0	3-17/0	2-14/0
Kelly Akharaiyi	25-391/2	DNP	1-18/0	4-32/0	3-56/0	1-18/0	3-72/2	3-45/0	3-15/0	1-17/0	-	3-64/0	3-54/0
Jordan Mosley	23-405/3	5-104/1	4-58/0	2-21/0	2-19/1	-	1-3/0	-	1-15/0	4-107/0	-	2-28/1	2-50/0
Mario Craver	17-368/3	1-54/1	2-22/0	2-54/1	3-62/0	1-46/0	2-75/0	5-42/1	DNP	DNP	1-13/0	DNP	-
Davon Booth	13-164/4	-	2-23/1	2-1/0	-	-	1-2/1	2-31/1	1-54/1	1-14/0	1--1/0	-	3-40/0
Justin Ball	9-77/0	1-2/0	-	2-30/0	-	2-6/0	-	-	-	-	1-4/0	2-24/0	1-11/0
Johnnie Daniels	8-76/0	-	-	3-38/0	-	1-3/0	-	1--3/0	1-29/0	-	1-5/0	-	1-4/0
Creed Whittemore	4-65/0	1-3/0	-	1-26/0	2-36/0	DNP	DNP	DNP	DNP	DNP	DNP	DNP	DNP
Keyvone Lee	3-13/0	1-2/0	2-11/0	-	-	DNP	DNP	DNP	DNP	DNP	DNP	DNP	DNP
Ricky Johnson	2-9/0	-	DNP	-	DNP	DNP	DNP	DNP	2-9/0	DNP	DNP	-	DNP
Xavier Gayten	1-10/0	-	-	-	DNP	-	-	-	1-10/0	-	-	-	-
Sanfrisco Magee	1-6/0	-	DNP	DNP	DNP	DNP	DNP	DNP	DNP	1-6/0	DNP	DNP	DNP
Braylon Burnside	1--6/0	1--6/0	-	DNP	-	-	-	-	-	-	-	-	-

TOTAL TACKLES GAME-BY-GAME

Total Tackles

Player	S-A	Total	EKU	ASU	UT	UF	TX	UG	AM	AR	UMass	UT	MO	UM
Isaac Smith	46-81	127	5-6	7-10	5-10	2-6	DNP	5-0	5-7	2-4	2-5	9-11	0-14	4-8
Stone Blanton	30-95	125	0-5	3-5	2-9	1-7	4-6	8-1	0-9	1-9	2-12	1-8	3-15	5-9
Nic Mitchell	24-56	80	0-4	1-4	1-3	1-5	4-3	4-2	2-8	1-4	1-9	4-3	1-10	4-1
Branden Jennings	10-46	56	1-5	1-4	0-4	1-1	2-3	2-0	0-8	0-5	1-3	0-4	0-2	2-7
Hunter Washington	26-29	55	1-3	1-5	2-2	2-0	3-2	4-0	2-5	2-1	2-0	4-2	2-5	1-4
Brylan Lanier	35-18	53	4-1	3-1	3-6	6-1	5-1	6-0	0-2	2-2	1-0	0-1	2-1	3-2
Corey Ellington	28-25	53	DNP	DNP	DNP	1-4	5-0	4-2	1-1	5-4	4-5	1-2	4-6	3-1
Brice Pollock	24-24	48	0-4	3-3	0-1	4-0	4-2	4-0	3-1	0-4	1-2	1-1	1-3	3-3
JP Purvis	13-22	35	0-1	2-2	1-5	1-1	0-1	3-1	-	0-1	2-5	2-0	1-4	1-1
Trevion Williams	5-28	33	0-1	2-4	0-6	0-1	1-3	1-0	0-2	DNP	0-2	1-4	0-5	-
Zakari Tillman	17-13	30	3-3	-	-	2-1	1-1	2-1	-	1-1	1-4	1-0	3-0	3-2
Sulaiman Kpaka	8-22	30	0-4	0-2	1-2	0-3	-	-	0-4	0-2	2-0	1-2	2-3	2-0
Kai McClendon	6-24	30	0-4	0-2	1-3	0-1	2-0	1-0	0-4	0-1	0-3	2-2	0-3	0-1
Kelley Jones	13-16	29	1-1	2-2	DNP	4-3	-	0-1	1-0	1-4	1-1	1-2	1-2	1-0
Ty Cooper	9-20	29	0-1	0-4	2-1	0-3	1-1	1-0	0-1	0-2	3-4	0-2	-	2-1
Ashun Shepphard	2-23	25	0-3	0-1	0-1	0-4	1-2	-	1-0	0-3	0-3	0-1	0-2	0-3
De'Monte Russell	6-17	23	0-1	1-1	1-3	1-1	0-1	1-0	0-2	DNP	DNP	-	0-4	2-4
John Lewis	7-14	21	0-4	1-1	3-3	2-1	-	1-1	-	-	0-4	-	-	-
Deonte Anderson	4-14	18	-	DNP	1-0	1-2	0-1	1-0	0-1	0-3	0-4	1-1	0-2	-
Chris Keys Jr.	6-10	16	DNP	0-2	3-3	DNP	DNP	1-0	0-1	1-1	0-2	1-1	-	DNP
Tanner Johnson	3-13	16	2-2	-	0-2	0-2	-	0-1	-	0-2	1-3	-	0-1	-
DeAgo Brumfield	6-8	14	DNP	DNP	DNP	DNP	DNP	0-1	0-2	3-4	DNP	3-1	DNP	DNP
Jordan Morant	3-8	11	1-1	0-1	0-1	-	-	-	1-1	1-0	0-3	0-1	-	-
Joseph Head Jr.	0-11	11	0-2	0-2	0-1	-	0-1	-	0-1	0-1	0-1	0-1	-	0-1
Tyler Woodard	5-4	9	DNP	DNP	1-0	1-1	DNP	DNP	DNP	DNP	-	3-3	DNP	DNP
Corey Clark	2-7	9	-	DNP	DNP	1-0	-	-	-	-	0-2	0-3	1-2	-
Kedrick Bingley-Jones	2-5	7	0-2	2-1	0-1	DNP	DNP	0-1	DNP	DNP	DNP	DNP	DNP	DNP
Cyrus Reyes	1-4	5	0-1	-	-	-	-	-	1-0	-	-	0-2	0-1	-
Braylon Burnside	3-1	4	-	-	DNP	-	-	-	-	-	-	2-0	1-1	-
Kobi Albert	1-3	4	0-2	DNP	1-0	0-1	-	DNP	DNP	DNP	DNP	DNP	DNP	DNP
Elijah Cannon	1-3	4	0-1	DNP	1-1	0-1	-	DNP	DNP	DNP	DNP	DNP	DNP	DNP
Donterry Russell	1-3	4	1-3	DNP	DNP	DNP	DNP	DNP	DNP	DNP	DNP	DNP	DNP	DNP
Cameron Ball	2-0	2	-	-	-	-	-	-	-	2-0	-	-	-	-
Nick Lauderdale	2-0	2	-	-	-	-	-	-	-	-	-	2-0	-	-
Javae Gilmore	1-1	2	-	-	DNP	-	1-0	-	-	-	0-1	-	-	-
Kalvin Dinkins	1-1	2	1-1	DNP	DNP	DNP	DNP	DNP	DNP	DNP	DNP	DNP	DNP	DNP
Raydarious Jones	0-2	2	0-2	DNP	DNP	DNP	DNP	DNP	DNP	DNP	DNP	DNP	DNP	DNP
Marcus Ross	0-2	2	0-2	DNP	DNP	DNP	DNP	DNP	DNP	DNP	DNP	DNP	DNP	DNP
Terrance Hibbler Jr.	0-2	2	0-2	DNP	DNP	DNP	DNP	DNP	DNP	DNP	DNP	DNP	DNP	-
Jordan Mosley	1-0	1	-	-	-	-	-	-	1-0	-	-	-	-	-
Brinston Williams	1-0	1	DNP	-	-	-	-	-	-	-	1-0	-	-	-
Hayes Hammond	1-0	1	-	-	-	-	-	-	-	-	-	1-0	-	-
Marlon Martinez	1-0	1	-	-	-	-	-	-	-	-	-	1-0	-	-
Nick Barr-Mira	1-0	1	-	-	-	1-0	-	-	-	-	-	-	-	-
Xavier Gayten	0-1	1	-	0-1	-	DNP	-	-	-	-	-	-	-	-



TACKLES-FOR-LOSS GAME-BY-GAME

Player	UA-A	Total	EKU	ASU	UT	UF	TX	UG	AM	AR	UMass	UT	MO	UM
Branden Jennings	2-6	5.0	0.5-1	1.0-4	0.5-2	-	0.5-1	1.0-2	0.5-0	0.5-1	0.5-0	-	-	-
Sulaiman Kpaka	3-3	4.5	0.5-0	-	1.0-1	-	-	-	0.5-1	-	-	0.5-1	1.0-4	1.0-3
Zakari Tillman	3-1	3.5	-	-	-	-	0.5-0	-	-	-	-	-	1.0-6	2.0-12
Stone Blanton	2-3	3.5	-	-	-	-	1.0-2	-	-	-	-	-	1.0-2	1.5-3
Nic Mitchell	2-2	3.0	0.5-1	-	-	-	1.0-2	-	-	-	0.5-2	-	-	1.0-7
Deonte Anderson	1-3	2.5	-	DNP	-	-	-	1.0-3	-	0.5-2	0.5-2	0.5-1	-	-
Brylan Lanier	2-0	2.0	-	-	-	-	1.0-2	1.0-3	-	-	-	-	-	-
Ty Cooper	2-0	2.0	-	-	-	-	-	-	-	-	2.0-5	-	-	-
Trevion Williams	1-2	2.0	-	-	0.5-2	-	0.5-1	1.0-1	-	DNP	-	-	-	-
Kai McClendon	1-2	2.0	-	-	1.0-4	-	-	-	-	-	0.5-3	-	-	0.5-0
Hunter Washington	1-1	1.5	-	-	-	-	-	1.0-2	-	-	-	-	-	0.5-3
Isaac Smith	0-3	1.5	-	-	-	-	DNP	-	-	-	-	0.5-0	-	1.0-3
Ashun Shepphard	0-3	1.5	0.5-3	-	-	0.5-0	-	-	-	-	0.5-1	-	-	-
Corey Ellington	1-0	1.0	DNP	DNP	DNP	-	1.0-1	-	-	-	-	-	-	-
Brice Pollock	1-0	1.0	-	-	-	-	-	-	-	-	-	1.0-3	-	-
Kobi Albert	1-0	1.0	-	DNP	1.0-3	-	-	DNP	DNP	DNP	DNP	DNP	DNP	DNP
Jordan Morant	1-0	1.0	-	-	-	-	-	-	-	1.0-2	-	-	-	-
Kedrick Bingley-Jones	1-0	1.0	-	1.0-1	-	DNP	DNP	-	DNP	DNP	DNP	DNP	DNP	DNP
Javae Gilmore	1-0	1.0	-	-	DNP	-	1.0-4	-	-	-	-	-	-	-
Kalvin Dinkins	1-0	1.0	1.0-3	DNP	DNP	DNP	DNP	DNP	DNP	DNP	DNP	DNP	DNP	DNP
Corey Clark	1-0	1.0	-	DNP	DNP	1.0-3	-	-	-	-	-	-	-	-
John Lewis	0-2	1.0	0.5-1	-	-	-	-	-	-	-	0.5-2	-	-	-
De'Monte Russell	0-2	1.0	-	-	-	-	0.5-1	-	-	DNP	DNP	-	-	0.5-0
Tanner Johnson	0-2	1.0	-	-	-	0.5-1	-	-	-	-	0.5-1	-	-	-
Joseph Head Jr.	0-2	1.0	0.5-4	-	-	-	-	-	-	-	0.5-1	-	-	-
DeAgo Brumfield	0-1	0.5	DNP	DNP	DNP	DNP	DNP	-	-	-	DNP	0.5-1	DNP	DNP

SACKS GAME-BY-GAME

Player	UA-A	Total	EKU	ASU	UT	UF	TX	UG	AM	AR	UMass	UT	MO	UM
Zakari Tillman	3-1	3.5	-	-	-	-	0.5-0	-	-	-	-	-	1-6	2-12
Branden Jennings	1-1	1.5	-	1-4	-	-	0.5-1	-	-	-	-	-	-	-
Ty Cooper	1-0	1	-	-	-	-	-	-	-	-	1-3	-	-	-
Kalvin Dinkins	1-0	1	1-3	DNP	DNP	DNP	DNP	DNP	DNP	DNP	DNP	DNP	DNP	DNP
Stone Blanton	0-1	0.5	-	-	-	-	0.5-0	-	-	-	-	-	-	-
Trevion Williams	0-1	0.5	-	-	-	-	0.5-1	-	-	DNP	-	-	-	-
Joseph Head Jr.	0-1	0.5	0.5-4	-	-	-	-	-	-	-	-	-	-	-
Kai McClendon	0-1	0.5	-	-	-	-	-	-	-	-	0.5-3	-	-	-
Deonte Anderson	0-1	0.5	-	DNP	-	-	-	-	-	-	0.5-2	-	-	-
Ashun Shepphard	0-1	0.5	0.5-3	-	-	-	-	-	-	-	-	-	-	-

RETURNS GAME-BY-GAME

Punt Returns

Player	No-Yds	EKU	ASU	UT	UF	TX	UG	AM	AR	UMass	UT	MO	UM
Kevin Coleman Jr.	16-153	5-117	-	-	1-0	-	-	-	1-15	2-1	2-1	1-8	4-11
Jaden Walley	1-10	DNP	DNP	DNP	-	DNP	-	-	-	1-10	DNP	DNP	-
Zakari Tillman	1-0	-	-	-	-	1-0	-	-	-	-	-	-	-

Kick Returns

Player	No-Yds	EKU	ASU	UT	UF	TX	UG	AM	AR	UMass	UT	MO	UM
Davon Booth	12-308	-	-	4-96	2-57	-	-	1-15	1-42	3-71	-	1-27	-

Interceptions Returns

Player	No-Yds	EKU	ASU	UT	UF	TX	UG	AM	AR	UMass	UT	MO	UM
Elijah Cannon	1-51	1-51	DNP	-	-	-	DNP	DNP	DNP	DNP	DNP	DNP	DNP
Nic Mitchell	1-21	-	-	-	-	-	-	-	1-21	-	-	-	-
Brylan Lanier	1-0	-	-	-	-	-	-	-	-	1-0	-	-	-
DeAgo Brumfield	1-0	DNP	DNP	DNP	DNP	DNP	1-0	-	-	DNP	-	DNP	DNP
Brice Pollock	1-0	-	-	-	-	-	1-0	-	-	-	-	-	-
Zakari Tillman	1-0	-	-	-	-	-	-	1-0	-	-	-	-	-
Hunter Washington	1-0	-	-	-	-	-	-	1-0	-	-	-	-	-

Fumble Returns

Player	No-Yds	EKU	ASU	UT	UF	TX	UG	AM	AR	UMass	UT	MO	UM
Kelley Jones	1-0	-	-	DNP	1-0	-	-	-	-	-	-	-	-
Stone Blanton	1-0	-	-	-	-	1-0	-	-	-	-	-	-	-
Zakari Tillman	1-0	-	-	-	-	1-0	-	-	-	-	-	-	-
Hunter Washington	1-0	-	-	-	-	-	-	-	-	1-0	-	-	-

FUMBLES GAME-BY-GAME

Fumbles

Player	No-Lost	EKU	ASU	UT	UF	TX	UG	AM	AR	UMass	UT	MO	UM
Michael Van Buren Jr.	8-0	-	DNP	DNP	-	2-0	-	1-0	2-0	-	1-0	1-0	1-0
Blake Shapen	4-1	-	1-0	1-0	2-1	DNP	DNP	DNP	DNP	DNP	DNP	DNP	DNP
Johnnie Daniels	4-1	2-0	-	-	1-0	-	-	-	1-1	-	-	-	-
Kevin Coleman Jr.	1-1	-	-	-	-	-	-	-	-	-	-	-	1-1
Keyvone Lee	1-0	1-0	-	-	-	DNP	DNP	DNP	DNP	DNP	DNP	DNP	DNP

Fumbles Forced

Player	Number	EKU	ASU	UT	UF	TX	UG	AM	AR	UMass	UT	MO	UM
Corey Ellington	3	DNP	DNP	DNP	1	1	-	-	1	-	-	-	-
Stone Blanton	2	-	-	1	-	1	-	-	-	-	-	-	-
Isaac Smith	1	-	-	-	1	DNP	-	-	-	-	-	-	-
Brice Pollock	1	-	-	-	-	-	1	-	-	-	-	-	-
Zakari Tillman	1	-	-	-	-	-	-	-	1	-	-	-	-
Hunter Washington	1	-	-	-	-	-	-	-	-	-	1	-	-

Fumbles Recovered

Player	Number	EKU	ASU	UT	UF	TX	UG	AM	AR	UMass	UT	MO	UM
Kelley Jones	1	-	-	DNP	1	-	-	-	-	-	-	-	-
Stone Blanton	1	-	-	-	-	1	-	-	-	-	-	-	-
Zakari Tillman	1	-	-	-	-	1	-	-	-	-	-	-	-
Hunter Washington	1	-	-	-	-	-	-	-	-	-	1	-	-

PARTICIPATION

##	Player	GP-GS	EKU	ASU	UT	UF	TX	UG	AM	AR	UMass	UT	MO	UM
0	Fred Clark	3/0	XXX	XXX	...	XXX	...
0	Michael Van Buren Jr.	10/8	XXX	XXX	START	START	START	START	START	START	START	START
1	Kelly Akharaiyi	11/7	...	XXX	XXX	XXX	XXX	START	START	START	START	START	START	START
1	Kelley Jones	11/4	START	START	...	START	XXX	START	XXX	XXX	XXX	XXX	XXX	XXX
2	Blake Shapen	4/4	START	START	START	START
2	Isaac Smith	11/11	START	START	START	START	...	START	START	START	START	START	START	START
3	Bryan Lanier	12/10	START	START	START	START	START	START	XXX	XXX	START	START	START	START
3	Kevin Coleman Jr.	12/12	START	START	START	START	START	START	START	START	START	START	START	START
4	DeAgo Brumfield	4/2	XXX	START	START	...	XXX
4	JJ Harrell	4/0	XXX	XXX	XXX	XXX
5	John Lewis	12/0	XXX	XXX	XXX	XXX	XXX	XXX	XXX	XXX	XXX	XXX	XXX	XXX
5	Braylon Burnside	11/0	XXX	XXX	...	XXX	XXX	XXX	XXX	XXX	XXX	XXX	XXX	XXX
6	Jordan Mosley	12/7	START	XXX	XXX	START	START	XXX	XXX	START	START	START	XXX	START
6	Traveon Wright	1/0	...	XXX
7	Stone Blanton	12/12	START	START	START	START	START	START	START	START	START	START	START	START
7	Mario Craver	9/3	XXX	XXX	XXX	START	START	XXX	START	XXX	...	XXX
8	Sulaiman Kpaka	12/11	START	START	START	START	START	START	START	START	XXX	START	START	START
8	Creed Whittemore	4/3	START	START	START	XXX
9	De'Monte Russell	10/9	START	START	START	START	START	START	START	XXX	START	START
9	Ricky Johnson	4/0	XXX	...	XXX	XXX	XXX	...
10	Corey Ellington	9/7	XXX	START	XXX	START	START	START	START	START	START
10	Cameron Ball	12/0	XXX	XXX	XXX	XXX	XXX	XXX	XXX	XXX	XXX	XXX	XXX	XXX
11	Jaden Walley	6/0	XXX	...	XXX	XXX	XXX	XXX	XXX
11	Ty Cooper	12/1	START	XXX	XXX	XXX	XXX	XXX	XXX	XXX	XXX	XXX	XXX	XXX
12	Tyler Woodard	4/0	XXX	XXX	XXX	XXX
13	Raydarious Jones	1/0	XXX
13	Sanfrisco Magee	2/0	XXX	XXX
14	Trent Hudson	4/0	XXX	XXX	XXX	XXX
14	Brice Pollock	12/12	START	START	START	START	START	START	START	START	START	START	START	START
15	Jake Weir	0/0
15	Kobi Albert	4/0	XXX	...	XXX	XXX	XXX
16	Chris Parson	4/0	XXX	XXX	XXX	XXX
16	Zakari Tillman	12/1	XXX	XXX	XXX	XXX	START	XXX	XXX	XXX	XXX	XXX	XXX	XXX
17	Jordan Morant	12/0	XXX	XXX	XXX	XXX	XXX	XXX	XXX	XXX	XXX	XXX	XXX	XXX
18	Seydou Traore	12/12	START	START	START	START	START	START	START	START	START	START	START	START
18	Khamauri Rogers	10/0	XXX	...	XXX	XXX	...	XXX	XXX	XXX	XXX	XXX	XXX	XXX
19	Cyrus Reyes	12/0	XXX	XXX	XXX	XXX	XXX	XXX	XXX	XXX	XXX	XXX	XXX	XXX
20	Montre Miller	0/0
20	Johnnie Daniels	12/0	XXX	XXX	XXX	XXX	XXX	XXX	XXX	XXX	XXX	XXX	XXX	XXX
21	Hunter Washington	12/12	START	START	START	START	START	START	START	START	START	START	START	START
21	Davon Booth	12/10	XXX	XXX	START	START	START	START	START	START	START	START	START	START
22	Kedrick Bingley-Jones	4/4	START	START	START	START
22	Xavier Gayten	11/0	XXX	XXX	XXX	...	XXX	XXX	XXX	XXX	XXX	XXX	XXX	XXX
23	Trevion Williams	11/3	XXX	XXX	XXX	START	START	XXX	START	...	XXX	XXX	XXX	XXX
23	Seth Davis	0/0
24	Keyvone Lee	4/2	START	START	XXX	XXX
24	Elijah Cannon	4/0	XXX	...	XXX	XXX	XXX
25	Marcus Ross	1/0	XXX
26	JP Purvis	12/0	XXX	XXX	XXX	XXX	XXX	XXX	XXX	XXX	XXX	XXX	XXX	XXX
27	Chris Keys Jr.	8/1	...	XXX	START	XXX	XXX	XXX	XXX	XXX	XXX	...
28	Tanner Johnson	12/0	XXX	XXX	XXX	XXX	XXX	XXX	XXX	XXX	XXX	XXX	XXX	XXX
29	Jatavious Johnson	3/0	XXX	XXX	XXX
30	Vic Sutton	0/0
31	Javae Gilmore	11/0	XXX	XXX	...	XXX	XXX	XXX	XXX	XXX	XXX	XXX	XXX	XXX
32	Nicholas Bargains	0/0
32	Wykece Johnson	0/0
33	Michael Robinson	10/0	XXX	XXX	...	XXX	XXX	XXX	...	XXX	XXX	XXX	XXX	XXX
34	Javaris Bufford	0/0
35	Kalvin Dinkins	1/0	XXX
36	Donterry Russell	1/0	XXX

PARTICIPATION

##	Player	GP-GS	EKU	ASU	UT	UF	TX	UG	AM	AR	UMass	UT	MO	UM
38	Brinston Williams	11/0	...	XXX	XXX	XXX	XXX	XXX	XXX	XXX	XXX	XXX	XXX	XXX
39	Josh Washington	0/0
40	Nic Mitchell	12/12	START	START	START	START	START	START	START	START	START	START	START	START
42	Samuel Paxton	0/0
43	Hayes Hammond	12/0	XXX	XXX	XXX	XXX	XXX	XXX	XXX	XXX	XXX	XXX	XXX	XXX
44	Branden Jennings	12/11	XXX	START	START	START	START	START	START	START	START	START	START	START
45	Josaiah Knight	1/0	XXX
46	Joseph Head Jr.	12/0	XXX	XXX	XXX	XXX	XXX	XXX	XXX	XXX	XXX	XXX	XXX	XXX
47	William Wilkinson	0/0
47	Semaj Parker	1/0	XXX
48	Charlie Ingram	0/0
49	Marlon Hauck	3/0	XXX	XXX	XXX
50	TB Hinton	0/0
51	Luke Work	11/7	XXX	...	XXX	XXX	XXX	START	START	START	START	START	START	START
52	Grant Jackson	12/0	XXX	XXX	XXX	XXX	XXX	XXX	XXX	XXX	XXX	XXX	XXX	XXX
53	Malik Ellis	1/0	XXX
55	Leon Bell	2/1	XXX	START
56	Wesley Davis	6/0	XXX	...	XXX	XXX	XXX	XXX	XXX
58	TJ Lockhart	1/0	XXX
59	Alex Lopez	0/0
61	Karsten Upchurch	0/0
66	Makylan Pounders	11/7	START	START	START	START	START	...	XXX	XXX	XXX	XXX	START	START
67	Ethan Miner	12/12	START	START	START	START	START	START	START	START	START	START	START	START
68	Bailey Henderson	0/0
72	Canon Boone	7/0	XXX	...	XXX	XXX	XXX	XXX	XXX	XXX
74	Jimothy Lewis Jr.	4/0	XXX	XXX	...	XXX	XXX
75	Jacoby Jackson	12/11	START	XXX	START	START	START	START	START	START	START	START	START	START
76	Albert Reese IV	12/12	START	START	START	START	START	START	START	START	START	START	START	START
77	Marlon Martinez	12/10	START	START	START	START	START	START	START	START	START	START	XXX	XXX
78	Amari Smith	0/0
79	Jakson LaHue	0/0
80	Kade Kolka	7/0	XXX	XXX	XXX	XXX	XXX	XXX	...	XXX	...
80	Kyle Ferrie	12/0	XXX	XXX	XXX	XXX	XXX	XXX	XXX	XXX	XXX	XXX	XXX	XXX
81	Antonio Harmon	0/0
82	Nick Barr-Mira	12/0	XXX	XXX	XXX	XXX	XXX	XXX	XXX	XXX	XXX	XXX	XXX	XXX
83	Zach Haynes	12/0	XXX	XXX	XXX	XXX	XXX	XXX	XXX	XXX	XXX	XXX	XXX	XXX
83	Rayfield Lotten	0/0
84	Justin Ball	12/4	XXX	START	START	XXX	XXX	START	XXX	XXX	XXX	XXX	START	XXX
85	Thomas Cheatham	0/0
86	Nick Lauderdale	12/0	XXX	XXX	XXX	XXX	XXX	XXX	XXX	XXX	XXX	XXX	XXX	XXX
87	Logan Flinta	2/0	XXX	XXX
88	Ethan Pulliam	0/0
88	Jacorey Whitted	0/0
89	Luke Beard	0/0
90	Kai McClendon	12/5	XXX	XXX	XXX	XXX	XXX	XXX	XXX	START	START	START	START	START
91	Deonte Anderson	11/3	XXX	...	XXX	XXX	XXX	XXX	XXX	START	START	START	XXX	XXX
94	Corey Clark	10/0	XXX	XXX	XXX	XXX	XXX	XXX	XXX	XXX	XXX	XXX
95	Gabe Moore	0/0
96	Gavin Nelson	0/0
97	Terrance Hibbler Jr.	2/0	XXX	XXX
98	Ashun Shepphard	12/1	XXX	XXX	XXX	XXX	XXX	XXX	XXX	XXX	START	XXX	XXX	XXX



HEAD COACH JEFF LEBBY

Jeff Lebbey, a dynamic playcaller and the mastermind behind many of college football's most feared offenses, was named the 36th head football coach in Mississippi State history on Nov. 26, 2023.

One of college football's top offensive minds, Lebbey has orchestrated high-octane offenses at every career stop. Since becoming an offensive coordinator at the FBS level in 2019, he led all active coordinators in 50+ point games (14). His 2023 unit at Oklahoma scored an FBS-best 65+ points three times and ranked No. 4 nationally in scoring offense (41.7 ppg). His offense was also one of only three to rank inside the top six nationally in total offense, scoring offense and passing offense.

Explosive plays have been a trademark of Lebbey-coached offenses. Since 2019, he has produced five individual 3,000-yard passing seasons and four individual 1,000-yard receiving seasons. His offensive units finished in the top six nationally in total offense three times since 2019, highlighted by a trio of top 3 finishes at UCF (No. 2 in 2019 with 540.5 ypg), Ole Miss (No. 3 in 2020 with 555.5 ypg) and Oklahoma (No. 3 in 2023 with 507.0 ypg).

Lebbey is no stranger to the Southeastern Conference, having spent two seasons in Oxford directing the Ole Miss offense and coaching quarterbacks. Under his direction, the offense led the SEC in total offense in 2020 and again in 2021 (492.5 ypg; ranked No. 6 nationally), twice earning him semifinalist honors for the Broyles Award.

Prior to Ole Miss, Lebbey spent two seasons at UCF under current Tennessee head coach Josh Heupel. He coached the quarterbacks in 2018 before being elevated to offensive coordinator in 2019. During the 2019 season, UCF ranked second nationally in total offense (540.5 ypg) and fifth in scoring offense (43.4 ppg). His unit was one of only two in the country to average more than 300 passing yards and 200 rushing yards per game.

Lebbey has found offensive success everywhere he has coached. In 2017, he guided Southeastern University to the NAIA's best scoring offense (55.1 ppg) and ranked third in total offense (557.4 ypg).

While at Baylor, he coached running backs from 2012-16 and was also the passing game coordinator and offensive recruiting coordinator in 2015 and 2016. In Lebbey's five seasons as Baylor's running backs coach, he coached five 1,000-yard rushers. Baylor's 2015 squad ranked No. 2 in the nation in rushing offense with two 1,000-yard rushers. In 2013, he earned the FootballScoop Running Backs Coach of the Year award after coaching Baylor's first back-to-back 1,000-yard rusher.

A 2007 graduate of Oklahoma, Lebbey was a four-year student assistant for the football program.

AN OFFENSIVE MAESTRO

Total Offense

Year	Avg./G	FBS Rk.	Conf. Rk.
2024 - MSU	377.2	78th	16th (SEC)
2023 - Oklahoma	507.0	3rd	1st (Big 12)
2022 - Oklahoma	474.0	13th	1st (Big 12)
2021 - Ole Miss	492.5	6th	1st (SEC)
2020 - Ole Miss	555.5	3rd	1st (SEC)
2019 - UCF	540.5	2nd	1st (AAC)

Passing Offense

Year	Avg./G	FBS Rk.	Conf. Rk.
2024 - MSU	239.3	50th	7th
2023 - Oklahoma	324.8	6th	1st
2022 - Oklahoma	254.6	41st	5th
2021 - Ole Miss	274.8	22nd	3rd
2020 - Ole Miss	344.9	7th	3rd
2019 - UCF	316.7	8th	1st

3,000+ Yard Passers Under Coach Lebbey

Player	Yards	Cmp-Att-Int	TDs	Season
Dillon Gabriel	3,660	266-384-6	30	2023
Dillon Gabriel	3,163	229-366-6	25	2022
Matt Corral	3,349	262-386-5	20	2021
Matt Corral	3,337	231-326-14	29	2020
Dillon Gabriel	3,653	236-398-7	29	2019

1,000+ Yard Receivers Under Coach Lebbey

Player	Yards	Rec.	TDs	Season
Marvin Mims	1,083	54	6	2022
Dontario Drummond	1,028	76	8	2021
Elijah Moore	1,193	86	8	2020
Gabriel Davis	1,241	72	12	2019

Scoring Offense

Year	PPG	FBS Rk.	Conf. Rk.
2024 - MSU	25.8	86th	14th
2023 - Oklahoma	41.7	4th	1st
2022 - Oklahoma	32.8	31st	5th
2021 - Ole Miss	33.7	24th	4th
2020 - Ole Miss	39.2	14th	3rd
2019 - UCF	43.4	5th	1st

Rushing Offense

Year	Avg./G	FBS Rk.	Conf. Rk.
2024 - MSU	137.9	87th	14th
2023 - Oklahoma	182.2	34th	7th
2022 - Oklahoma	219.4	10th	1st
2021 - Ole Miss	217.6	12th	3rd
2020 - Ole Miss	210.6	26th	1st
2019 - UCF	223.8	19th	3rd

Plays of 20+ Yards From Scrimmage

Year	No.	FBS Rk.
2024 - MSU	50	87th
2023 - Oklahoma	73	9th
2022 - Oklahoma	75	25th
2021 - Ole Miss	74	17th
2020 - Ole Miss	71	9th
2019 - UCF	95	6th

1,000+ Yard Rushers Under Coach Lebbey

Player	Yards	Att.	TDs	Season
Eric Gray	1,366	213	11	2022

COACH LEBBY'S FILE

Hometown	Andrews, Texas
College	Oklahoma, 2007
High School	Andrews HS, 2002
X/Twitter	@Coach_Leb
Birthday	Jan. 5, 1984
Wife	Staley
Children	Daughter, Kora & Son, Kane

RECORD AS A HEAD COACH

Record at Mississippi State	2-10 (1st Season)
SEC Record	0-8 (1st Season)
Career Record	2-10 (1st Season)
Record at Davis Wade Stadium	2-5 (1st Season)

COACHING EXPERIENCE

2024-present	Mississippi State, Head Coach
2022-2023	Oklahoma, Offensive Coordinator / Quarterbacks
2020-2021	Ole Miss, Offensive Coordinator / Quarterbacks
2019	UCF, Offensive Coordinator / Quarterbacks
2018	UCF, Quarterbacks / Passing Game Coordinator
2017	Southeastern, Offensive Coordinator
2015-16	Baylor, Passing Game / Offensive Recruiting Coordinator
2012-16	Baylor, Running Backs Coach
2008-11	Baylor, Assistant Director of Football Operations
2007	Victoria Memorial HS (TX), Offensive Line / Tight Ends Coach
2003-06	Oklahoma, Student Assistant

CONFERENCE CHAMPIONSHIPS (2)

2014 - Big 12	Baylor (Running Backs Coach)
2013 - Big 12	Baylor (Running Backs Coach)

BOWL GAMES (16)

2022	Cheez-It Bowl (Oklahoma)
2021	Sugar Bowl (Ole Miss)
2021	Outback Bowl (Ole Miss)
2019	Gasparilla Bowl (UCF)
2019	Fiesta Bowl (UCF)
2016	Cactus Bowl (Baylor)
2015	Russell Athletic Bowl (Baylor)
2015	Cotton Bowl (Baylor)
2014	Fiesta Bowl (Baylor)
2012	Holiday Bowl (Baylor)
2011	Alamo Bowl (Baylor)
2010	Texas Bowl (Baylor)
2007	Fiesta Bowl (Oklahoma)
2005	Holiday Bowl (Oklahoma)
2005	Orange Bowl (Oklahoma)
2004	Sugar Bowl (Oklahoma)

ASSISTANT COACHES



ANTHONY TUCKER
ASSISTANT HEAD COACH /
RUNNING BACKS

Quick Facts: In his first season at Mississippi State ... In 14 years of collegiate coaching, Tucker has won four conference titles and appeared in nine bowl games ... Spent two seasons with Coach Lebby at UCF ... Guided Utah State's Deven Thompkins (WR) to All-America honors and a semifinalist honor for the Biletnikoff Award.



CHAD BUMPHIS
WIDE RECEIVERS

Quick Facts: In his second season as Mississippi State's wide receivers coach ... Holds MSU the record for receiving touchdowns (24) and ranks second in career yards (2,270) and third in receptions (159) ... All-SEC receiver in 2012 ... Helped Utah win back-to-back Pac-12 titles and make two Rosebowl appearances.



JON COOPER
TIGHT ENDS

Quick Facts: In his first season at Mississippi State ... Coached with Jeff Lebby at both UCF (2018-19) and Oklahoma (2022) ... Was a four-year starter at center at Oklahoma ... Was named the Big 12 Offensive Lineman of the Year in 2012 ... Two-time All-Big 12 selection ... Played four season in the NFL with the Vikings, Cowboys & Titans.



CODY KENNEDY
OFFENSIVE LNE

Quick Facts: In his first season at Mississippi State ... 2021 Broyles Award semifinalist (*nation's best assistant coach*) ... Guided Arkansas' Ricky Stromberg to the 2022 Jacobs Blocking Award (*SEC's best OL*) & All-America honors.



MATT HOLECEK
QUARTERBACKS

Quick Facts: In his first season at Mississippi State ... Spent time with Coach Lebby at Oklahoma (2022-23) and Ole Miss (2020-21) as an assistant quarterbacks coach ... Was an offensive assistant at Missouri ... 2018 graduate of Missouri.



COLEMAN HUTZLER
DEFENSIVE COORDINATOR /
LINEBACKERS

Quick Facts: In his first season at Mississippi State ... Coaching resume that spans nearly two decades ... Coached 14 linebackers that went on to play in the NFL ... 25 All-America honors, and 30 all-conference honors ... Coached four national player of the year winners ... Spent the last two years with Nick Saban at Alabama.



MATT BARNES
CO-DEFENSIVE COORDINATOR /
SAFETIES

Quick Facts: In his first season at Mississippi State ... Spent two seasons as Memphis' defensive coordinator ... Spent three seasons at Ohio State, helping the Buckeyes win three Big Ten titles and earn two College Football Playoff appearances.



COREY BELL
CORNERBACKS

Quick Facts: In his first season at Mississippi State ... Until 2024, had spent his entire 30-year coaching career in the state of Florida both at the collegiate and high school levels ... Was on staff at UCF (corners coach) with coach Lebby in 2018 and 2019.



DAVID TURNER
DEFENSIVE LINE

Quick Facts: In his eighth overall season at Mississippi State, second straight season coaching the defensive line ... He has coached 15 NFL draft picks, highlighted by NFL standouts Chris Jones, Fletcher Cox and Preston Smith ... Signed 5-star and future first-round pick Jeffery Simmons.



CLIFF ODOM
SPECIAL TEAMS COORDINATOR

Quick Facts: In his first season at Mississippi State ... Coached with Jeff Lebby at UCF in 2018 & 2019 ... Odom was a player at Baylor when coach Lebby was on staff ... Most recently coached New Mexico State to back-to-back bowl games for the first time since the 1959 & 1960 seasons.

ANALYSTS / QUALITY CONTROL / GRADUATE ASSISTANT COACHES

Alex Jackson Offensive Quality Control
Ryan McKim Offensive Analyst
Tanner Schafer Offensive Analyst
Jay Clements Offensive Graduate Assistant
Benton Duby Offensive Graduate Assistant

Elijah Sandweiss Senior Defensive Analyst
Evan Harvey Defensive Analyst
Tim Washington Defensive Analyst
Terrence Roof Defensive Graduate Assistant

Joey Connors Special Teams Analyst
Cody Leach Special Teams Fellow

SELECT OFFENSIVE PLAYER NOTES



0 **MICHAEL VAN BUREN JR.**
QB | 6-1 | 200 | Fr. | Bowie, Md.

X: mike3k_ / IG: 3kmike

Career Stats

	GP/GS	PASSING							RUSHING			
		COMP	ATT	INT	YDS	TD	PCT	LNG	ATT	YDS	TD	LNG
2024	10-8	140	256	7	1886	11	55.0	72	69	-12	5	17
TOTALS	10-8	140	256	7	1886	11	55.0	72	69	-12	5	17

Game-By-Game Stats

	GP/GS	PASSING							RUSHING			
		COMP	ATT	INT	YDS	TD	PCT	LNG	ATT	YDS	TD	LNG
Eastern Kentucky	1-0	-	-	-	-	-	-	-	-	-	-	-
at Arizona State	-	-	-	-	-- DNP --	-	-	-	-	-	-	-
Toledo	-	-	-	-	-- DNP --	-	-	-	-	-	-	-
Florida	1-0	7	13	0	100	0	53.8	5	-5	0	5	5
at Texas	1-1	12	23	0	144	0	52.2	12	-14	1	12	12
at Georgia	1-1	20	37	1	306	3	54.1	5	15	0	6	6
Texas A&M	1-1	22	41	1	242	3	53.7	9	-1	0	8	8
Arkansas	1-1	22	31	2	309	2	71.0	9	-5	1	4	4
UMass	1-1	14	25	0	222	1	56.0	9	14	2	17	17
at Tennessee	1-1	10	26	1	92	0	38.5	8	-9	0	7	7
Missouri	1-1	16	28	0	191	1	57.1	4	2	0	5	5
at Ole Miss	1-1	17	32	2	280	1	53.1	8	-9	1	8	8
TOTALS	10-8	140	256	7	1886	11	55.0	69	-12	5	17	17

Season Highs

Attempts.....41, vs. Texas A&M (10/19/2024)
Completions.....22, 2x, last vs. Arkansas (10/26/2024)
Passing Yards.....309, vs. Arkansas (10/26/2024)
Passing Touchdowns.....3, 2x, last vs. Texas A&M (10/19/2024)
Longest Pass.....72 yards, at Georgia (10/12/2024)
Rushing Attempts.....12, at Texas (09/28/2024)
Rushing Yards.....15, at Georgia (10/12/2024)
Longest Rush.....17 yards, vs. UMass (11/02/2024)
Rushing Touchdowns.....2, vs. UMass (11/02/2024)

Quick Hits

- Made his collegiate debut against Eastern Kentucky on Aug. 31, 2024
- Completed and attempted his first career pass against Florida on Sept. 21, 2024
- Made his first career start and scored his first career touchdown against #1 Texas on Sept. 28, 2024
- Recorded his first career touchdown pass, 300-yard passing game, and multi-touchdown performance at Georgia on Oct. 12, 2024
- His 306 passing yards at Georgia are the most by a MSU true-freshman quarterback since Will Rogers threw for 336 yards on Nov. 21, 2020 against Georgia
- Van Buren Jr. became the first MSU true-freshman to throw for three touchdowns in a game since Will Rogers on Dec. 19, 2020 against Missouri
- SEC Freshman of the Week (Week 7 at #5 Georgia)



1 **KELLY AKHARAIYI**
WR | 6-1 | 200 | Sr. | Irving, Texas | UTEP

X: OGAKELS / IG: kodnamek

Career Stats

	GP/GS	RECEIVING					RUSHING				
		REC	YDS	TD	AVG/G	LNG	ATT	YDS	AVG/G	TD	LNG
2022 (UTEP)	12-6	21	275	1	22.9	68	1	-6	-0.5	0	0
2023 (UTEP)	12-12	48	1,033	7	86.1	80	1	7	0.6	0	7
2024	11-7	25	391	2	35.5	49	-	-	-	-	-
TOTALS	35-25	94	1,699	10	48.5	80	2	1	0.0	0	7

Game-By-Game Stats

	GP/GS	RECEIVING					RUSHING				
		REC	YDS	TD	AVG/R	LNG	ATT	YDS	AVG/A	TD	LNG
Eastern Kentucky	-	-	-	-	-- DNP --	-	-	-	-	-	-
at Arizona State	1-0	1	18	0	18.0	18	0	0	0.0	0	0
Toledo	1-0	4	32	0	8.0	16	0	0	0.0	0	0
Florida	1-0	3	56	0	18.7	28	0	0	0.0	0	0
at Texas	1-0	1	18	0	18.0	18	0	0	0.0	0	0
at Georgia	1-1	3	72	2	24.0	35	0	0	0.0	0	0
Texas A&M	1-1	3	45	0	15.0	22	0	0	0.0	0	0
Arkansas	1-1	3	15	0	5.0	8	0	0	0.0	0	0
UMass	1-1	1	17	0	17.0	17	0	0	0.0	0	0
at Tennessee	1-1	0	0	0	0.0	0	0	0	0.0	0	0
Missouri	1-1	3	64	0	21.3	49	0	0	0.0	0	0
at Ole Miss	1-1	3	54	0	18.0	36	0	0	0.0	0	0
TOTALS	11-7	25	391	2	15.6	49	0	0	0.0	0	0

Season Highs

Receptions.....4, vs. Toledo (09/14/2024)
Receiving Yards.....72, at Georgia (10/12/2024)
Receiving Touchdowns.....2, at Georgia (10/12/2024)
Longest Reception.....49 yards, vs. Missouri (11/23/2024)
Rushing Attempts.....
Rushing Yards.....
Longest Rush.....

Career Hits

Receptions.....8, at FIU (10/11/2023) *
Receiving Yards.....223, at FIU (10/11/2023) *
Receiving Touchdowns.....2, 3x, last at Georgia (10/12/2024)
Longest Reception.....80 yards, 2x, last at Middle Tennessee (11/18/2023) *
Rushing Attempts.....1, 3x, last vs. La. Tech (09/29/2023) *
Rushing Yards.....7, vs. La. Tech (09/29/2023) *
Longest Rush.....7, vs. La. Tech (09/29/2023) *
* Set at UTEP

Quick Hits

- Was one of two CUSA wide receivers to tally 1,000+ yards as he led the Miners in receiving yards (1,033), yards per game (86.1), receptions (48), receiving scores (7) and yards per catch (21.5)
- Ranked 17th in FBS in receiving yards and 17th in yards per game in 2023
- One of four SEC receivers entering 2024 with 1,000+ receiving yards in 2023
- Born in Nigeria ... Moved to America when he was 8
- Learned what football was when he was in 7th grade but didn't started playing football for real until his senior year of high school
- Caught his first touchdown for State against Georgia on Oct. 12, 2024

SELECT OFFENSIVE PLAYER NOTES



2

BLAKE SHAPEN
QB | 6-1 | 210 | Sr. | Shreveport, La. | Baylor

X: BShapen / IG: bshape8

Career Stats

	PASSING								RUSHING			
	GP/GS	COMP	ATT	INT	YDS	TD	PCT	LNG	ATT	YDS	TD	LNG
2021 (Baylor)	6-2	62	86	0	596	5	.721	61	21	59	0	28
2022 (Baylor)	13-13	233	368	10	2,790	18	.633	74	76	96	2	35
2023 (Baylor)	8-8	184	298	3	2,188	13	.617	71	67	29	4	27
2024	4-4	74	108	1	974	8	.685	80	34	36	2	18
TOTALS	31-27	553	860	14	6,548	44	.643	80	198	220	8	35

Game-By-Game Stats

	PASSING								RUSHING			
	GP/GS	COMP	ATT	INT	YDS	TD	PCT		ATT	YDS	TD	LNG
Eastern Kentucky	1-1	15	20	0	247	3	.750		7	44	1	18
at Arizona State	1-1	18	28	0	268	2	.643		7	-22	0	9
Toledo	1-1	28	39	1	319	2	.718		8	-18	0	3
Florida	1-1	13	21	0	140	1	.619		12	32	1	8
at Texas					-- DNP --							
at Georgia					-- DNP --							
Texas A&M					-- DNP --							
Arkansas					-- DNP --							
UMass					-- DNP --							
at Tennessee					-- DNP --							
Missouri					-- DNP --							
at Ole Miss					-- DNP --							
TOTALS	4-4	74	108	1	974	8	.685		34	36	2	18

Season Highs

Attempts..... 39, vs. Toledo (09/14/2024)
Completions..... 28, vs. Toledo (09/14/2024)
Passing Yards..... 319, vs. Toledo (09/14/2024)
Passing Touchdowns..... 3, vs. Eastern Kentucky (08/31/2024)
Longest Pass..... 80 yards, at Arizona State (09/07/2024)
Rushing Attempts..... 12, vs. Florida (09/21/2024)
Rushing Yards..... 44, vs. Eastern Kentucky (08/31/2024)
Longest Rush..... 18 yards, vs. Eastern Kentucky (08/31/2024)
Rushing Touchdowns..... 1, 2x, last vs. Florida (09/21/2024)

Career Highs

Attempts..... 45, at Kansas State (11/11/2023) *
Completions..... 29, vs. Houston (11/04/2023) *
Passing Yards..... 345, vs. Oklahoma State (10/01/2022) *
Passing Touchdowns..... 4, vs. Kansas State (11/11/2023) *
Longest Pass..... 80 yards, at Arizona State (09/07/2024)
Rushing Attempts..... 12, vs. Florida (09/21/2024)
Rushing Yards..... 44, 2x, last vs. Eastern Kentucky (08/31/2024)
Longest Rush..... 35 yards, vs. Texas State (09/17/2022) *
Rushing Touchdowns..... 1, 8x, last vs. Florida (09/21/2024)

* Set at Baylor

Quick Hits

- Helped Baylor win the 2021 Big 12 Championship
- Was an All-Big 12 honorable mention selection in 2022
- Set a Big 12 Championship and AT&T Stadium (college games) record with 17-straight completions in the first half vs. OSU In the Big 12 Championship Game
- Uncle is pro golfer, Hal Sutton
- Didn't visit Starkville before committing to Coach Lebby, however, when he was in high school he visited Mississippi State on an unofficial visit with the baseball team
- Has started 21 straight games that he has played in entering 2024
- Blake recorded his first passing and rushing touchdowns for MSU in their season-opening win against Eastern Kentucky on Aug 31, 2024
- Shapen has now thrown a touchdown pass in 15 straight games dating back to Nov. 19, 2022. Shapen has also thrown for over 200 yards in 10 of his last 12 starts



3

KEVIN COLEMAN
WR | 5-11 | 180 | Jr. | St. Louis, Mo. | Louisville

X: KevinLamarCole1 / IG: 3.different

Career Stats

	RECEIVING						RUSHING			
	GP/GS	REC	YDS	TD	AVG/G	LNG	ATT	YDS	AVG/G	TD
2022 (Jackson State)	13-5	32	475	3	36.5	85	1	-1	-0.1	0
2023 (Louisville)	14-11	26	362	2	25.9	58	6	25	1.79	0
2024	12-12	74	932	6	77.7	80	4	11	1.0	0
TOTALS	39-28	132	1,769	11	45.4	85	11	35	0.3	0

Game-By-Game Stats

	RECEIVING						RUSHING			
	GP/GS	REC	YDS	TD	AVG/R	LNG	ATT	YDS	AVG/A	TD
Eastern Kentucky	1-1	5	88	1	17.6	25	0	0	0.0	0
at Arizona State	1-1	4	103	1	25.8	80	1	9	9.0	0
Toledo	1-1	7	77	1	11.0	30	0	0	0.0	0
Florida	1-1	6	19	0	3.2	13	1	9	9.0	0
at Texas	1-1	6	57	0	9.5	20	0	0	0.0	0
at Georgia	1-1	8	103	0	12.9	42	1	1	1.0	0
Texas A&M	1-1	8	89	1	11.1	38	0	0	0.0	0
Arkansas	1-1	8	100	1	12.5	31	0	0	0.0	0
UMass	1-1	5	52	0	10.4	26	1	-8	0.0	0
at Tennessee	1-1	5	68	0	13.6	23	0	0	0.0	0
Missouri	1-1	6	58	0	9.7	17	0	0	0.0	0
at Ole Miss	1-1	6	118	1	19.7	44	0	0	0.0	0
TOTALS	12-12	74	932	6	12.6	80	4	11	2.8	0

Season Highs

Receptions..... 8, 3x, last vs. Arkansas (10/26/2024)
Receiving Yards..... 118, at Ole Miss (11/29/2024)
Receiving Touchdowns..... 1, 6x, last at Ole Miss (11/29/2024)
Longest Reception..... 80 yards, at Arizona State (09/07/2024)
Rushing Attempts..... 1, 4x, last vs. UMass (11/02/2024)
Rushing Yards..... 9, 2x, last vs. Florida (09/21/2024)
Longest Rush..... 9 yards, 2x, last vs. Florida (09/21/2024)
Punt Returns..... 5, vs. Eastern Kentucky (08/31/2024)
Punt Return Yards..... 117, vs. Eastern Kentucky (08/31/2024)
Longest Punt Return..... 45 yards, vs. Eastern Kentucky (08/31/2024)

Career Highs

Receptions..... 8, 3x, last vs. Arkansas (10/26/2024)
Receiving Yards..... 137, vs. NC Central (12/17/2022) ^
Receiving Touchdowns..... 1, 11x, last at Ole Miss (11/29/2024)
Longest Reception..... 85 yards, vs. NC Central (12/17/2022) ^
Rushing Attempts..... 2, vs. Kentucky (11/25/2023) *
Rushing Yards..... 21, vs. Kentucky (11/25/2023) *
Rushing Touchdowns.....
Longest Rush..... 11 yards, vs. Kentucky (11/25/2023) *
Kickoff Returns..... 6, vs. NC Central (12/17/2022) ^
Kickoff Return Yards..... 125, vs. NC Central (12/17/2022) ^
Longest Kickoff Return..... 68 yards, vs. Alabama A&M (11/12/2022) ^
Punt Returns..... 5, vs. Eastern Kentucky (08/31/2024)
Punt Return Yards..... 117, vs. Eastern Kentucky (08/31/2024)
Longest Punt Return..... 45 yards, vs. Eastern Kentucky (08/31/2024)

* Set at Louisville / ^ Set at Jackson State

Quick Hits

- Was named the SWAC Freshman of the Year while at Jackson State in 2022
- Transferred to Louisville ahead of the 2023 season
- Earned his 1,000th career receiving yard at #5 Georgia
- Kevin wears purple socks on gamedays in honor of his mother who has Lupus
- Scored his first career touchdown as a Bulldog against Eastern Kentucky on Aug 31, 2024
- Has caught a pass in 28 straight games
- Scored his fourth touchdown of the season against Texas A&M on Oct. 19, 2024. This marks a new single-season high in touchdowns for Coleman Jr.

SELECT OFFENSIVE PLAYER NOTES



6 JORDAN MOSLEY
WR | 6-0 | 195 | Jr. | Mobile, Ala. | Northwestern
X: `_jmo4` / IG: `jm4_`

Career Stats

	GP/GS	RECEIVING					RUSHING				
		REC	YDS	TD	AVG/G	LNG	ATT	YDS	AVG/G	TD	LNG
2021 (Northwestern)	4-0	1	7	0	2.3	7	0	0	0	0	0
2022	3-0	2	43	0	14.3	28	0	0	0	0	0
2023	12-1	3	45	1	3.8	19	0	0	0	0	0
2024	12-7	23	405	3	33.8	65	0	0	0	0	0
TOTALS	31-8	29	500	4	16.1	65	0	0	0	0	0

Game-By-Game Stats

	GP/GS	REC	RECEIVING				ATT	RUSHING			
			YDS	TD	AVG/R	LNG		YDS	AVG/A	TD	LNG
Eastern Kentucky	1-1	5	104	1	20.8	65	0	0	0	0	0
at Arizona State	1-0	4	58	0	14.5	27	0	0	0	0	0
Toledo	1-0	2	21	0	10.5	12	0	0	0	0	0
Florida	1-1	2	19	1	9.5	13	0	0	0	0	0
at Texas	1-1	0	0	0	0.0	0	0	0	0	0	0
at Georgia	1-0	1	3	0	3.0	3	0	0	0	0	0
Texas A&M	1-0	0	0	0	0.0	0	0	0	0	0	0
Arkansas	1-1	1	15	0	15.0	15	0	0	0	0	0
UMass	1-1	4	107	0	26.8	55	0	0	0	0	0
at Tennessee	1-1	0	0	0	0.0	0	0	0	0	0	0
Missouri	1-0	2	28	1	14.0	17	0	0	0	0	0
at Ole Miss	1-1	2	50	0	25.0	42	0	0	0	0	0
TOTALS	12-7	23	405	3	17.6	65	0	0	0	0	0

Season Highs

Receptions 5, vs. Eastern Kentucky (08/31/2024)
Receiving Yards 107, vs. UMass (11/02/2024)
Receiving Touchdowns 1, 3x, last vs. Missouri (11/23/2024)
Longest Reception 65 yards, vs. Eastern Kentucky (08/31/2024)
Rushing Attempts
Rushing Yards
Longest Rush

Career Highs

Receptions 5, vs. Eastern Kentucky (08/31/2024)
Receiving Yards 107, vs. UMass (11/02/2024)
Receiving Touchdowns 1, 3x, last vs. Florida (09/21/2024)
Longest Reception 65 yards, vs. Eastern Kentucky (08/31/2024)
Rushing Attempts
Rushing Yards
Longest Rush

Quick Hits

- Originally from Houston, Texas
- Wore the number 6 for the first time as a sophomore in high school and had a breakout season. He switched to 6 ahead of fall camp this season after wearing 18 last year
- He finds his grandma in the stands at every game (she travels everywhere) and gives her a head nod
- Made his first career start against SE Louisiana in 2023
- Caught his first career touchdown pass against Western Michigan on Oct. 7, 2023
- Recorded a career-high 104 yards in State's 2024 season opener against Eastern Kentucky on Aug 31



7 MARIO CRAVER
WR | 5-10 | 170 | Fr. | Birmingham, Ala.
X: `Craverrrr4` / IG: `craverrrr`

Career Stats

	GP/GS	REC	RECEIVING				ATT	RUSHING			
			YDS	TD	AVG/G	LNG		YDS	AVG/G	TD	LNG
2024	9-3	17	368	3	40.9	72	3	7	0.9	0	10
TOTALS	9-3	17	368	3	40.9	72	3	7	0.9	0	10

Game-By-Game Stats

	GP/GS	REC	RECEIVING				ATT	RUSHING			
			YDS	TD	AVG/R	LNG		YDS	AVG/A	TD	LNG
Eastern Kentucky	1-0	1	54	1	54.0	54	0	0	0	0	0
at Arizona State	1-0	2	22	0	11.0	12	0	0	0	0	0
Toledo	1-0	2	54	1	27.0	45	0	0	0	0	0
Florida	1-1	3	62	0	20.7	37	0	0	0	0	0
at Texas	1-1	1	46	0	46.0	46	1	10	10.0	0	10
at Georgia	1-0	2	75	0	37.5	72	1	2	2.0	0	2
Texas A&M	1-1	5	42	1	8.4	13	1	-5	-5.0	0	0
Arkansas					-- DNP --						
UMass					-- DNP --						
at Tennessee	1-0	1	13	0	13.0	13	0	0	0.0	0	0
Missouri					-- DNP --						
at Ole Miss	1-0	0	0	0	0.0	0	0	0	0.0	0	0
TOTALS	9-3	17	368	3	21.6	72	3	7	2.3	0	10

Season Highs

Receptions 5, vs. Texas A&M (10/19/2024)
Receiving Yards 75, at Georgia (10/12/2024)
Receiving Touchdowns 1, 3x, last vs. Texas A&M (10/19/2024)
Longest Reception 72 yards, at Georgia (10/12/2024)
Rushing Attempts 1, 3x, last vs. Texas A&M (10/19/2024)
Rushing Yards 10, at Texas (09/28/2024)
Longest Rush 10 yards, at Texas (09/28/2024)

Quick Hits

- 4-star recruit and a member of the 2024 Under Armour All-American game
- Caught a touchdown pass from teammate Michael Van Buren Jr. in the UA All-American game
- Won a 6A Alabama State title in 2023 with a perfect 14-0 record; also won the 2021 6A State title with a 15-0 record
- Had over 1,000 receiving yards with 15 total touchdowns, including one kickoff return for a score during his senior year
- Ran a 10.74 100-meter dash in April 2022
- Wears the number 7 in honor of his best friend who passed away
- In his first career game, he caught his first career touchdown on his first career reception against Eastern Kentucky on Aug. 31, 2024 (54-yard reception)

SELECT OFFENSIVE PLAYER NOTES



18 SEYDOU TRAORE
TE | 6-4 | 235 | RJr. | London, England | Arkansas State

X: zikotraore / IG: ziko.traoree

Career Stats

	GP/GS	RECEIVING					RUSHING				
		REC	YDS	TD	AVG/G	LNG	ATT	YDS	AVG/G	TD	LNG
2021 (Ark. State)	11-0	12	97	0	8.8	20	0	0	0	0	0
2022 (Ark. State)	12-11	50	655	4	54.6	51	0	0	0	0	0
2023	DNP										
2024	12-12	34	361	1	30.1	32	0	0	0	0	0
TOTALS	35-23	96	1,113	5	31.8	51	0	0	0	0	0

Game-By-Game Stats

	GP/GS	RECEIVING					RUSHING				
		REC	YDS	TD	AVG/R	LNG	ATT	YDS	AVG/A	TD	LNG
Eastern Kentucky	1-1	0	0	0	0.0	0	0	0	0.0	0	0
at Arizona State	1-1	3	33	0	11.0	12	0	0	0.0	0	0
Toledo	1-1	5	40	0	8.0	14	0	0	0.0	0	0
Florida	1-1	4	48	0	12.0	25	0	0	0.0	0	0
at Texas	1-1	1	14	0	14.0	14	0	0	0.0	0	0
at Georgia	1-1	5	51	0	10.2	14	0	0	0.0	0	0
Texas A&M	1-1	3	38	0	12.7	15	0	0	0.0	0	0
Arkansas	1-1	5	77	0	15.4	32	0	0	0.0	0	0
UMass	1-1	2	26	1	13.0	19	0	0	0.0	0	0
at Tennessee	1-1	1	3	0	3.0	3	0	0	0.0	0	0
Missouri	1-1	3	17	0	5.7	13	0	0	0.0	0	0
at Ole Miss	1-1	2	14	0	7.0	9	0	0	0.0	0	0
TOTALS	12-12	34	361	1	10.6	32	0	0	0.0	0	0

Season Highs

Receptions 5, 3x, last vs. Arkansas (10/26/2024)
Receiving Yards 77, vs. Arkansas (10/26/2024)
Receiving Touchdowns 1, vs. UMass (11/02/2024)
Longest Reception 32 yards, vs. Arkansas (10/26/2024)
Rushing Attempts
Rushing Yards
Longest Rush

Career Highs

Receptions 8, vs. South Alabama (10/29/2022) *
Receiving Yards 120, at Memphis (09/17/2022) *
Receiving Touchdowns 1, 5x, last vs. UMass (11/02/2024)
Longest Reception 51 yards, at Memphis (09/17/2022) *
Attempts
Rushing Yards
Longest Rush
* Set at Arkansas State

Quick Hits

- Goes by the nickname, 'Ziko'
- Started playing football at age 18
- 2022 Honorable Mention All-American (TE)
- Missed 2023 due to transfer rules
- Spent the spring of 2023 at Colorado before transferring to Mississippi State in the fall
- Led Arkansas State with 655 receiving yards and four touchdowns
- Led Sun Belt tight ends in receptions and yards and was second for touchdowns
- Ranked fifth in the NCAA amongst tight ends in receiving yards in 2022



20 JOHNNIE DANIELS
RB | 5-10 | 200 | Jr. | Crystal Springs, Miss. | Co-Lin CC

X: Jdaniels__2 / IG: j.2_fast

Career Stats

	GP/GS	ATT	RUSHING				RECEIVING			
			YDS	AVG/G	TD	LNG	REC	YDS	TD	AVG/G
2024	12-0	108	540	45.0	4	36	8	76	0	6.3
TOTALS	12-0	108	540	45.0	4	36	8	76	0	6.3

Game-By-Game Stats

	GP/GS	ATT	RUSHING				RECEIVING			
			YDS	AVG/A	TD	LNG	REC	YDS	TD	AVG/R
Eastern Kentucky	1-0	5	21	4.2	0	11	0	0	0	0.0
at Arizona State	1-0	3	1	0.3	0	1	0	0	0	0.0
Toledo	1-0	10	59	5.9	0	15	3	38	0	12.7
Florida	1-0	14	77	5.5	1	18	0	0	0	0.0
at Texas	1-0	15	75	5.0	0	17	1	3	0	3.0
at Georgia	1-0	9	29	3.2	1	19	0	0	0	0.0
Texas A&M	1-0	13	50	3.8	0	25	1	-3	0	-3.0
Arkansas	1-0	11	42	3.8	0	13	1	29	0	29.0
UMass	1-0	6	92	15.3	1	36	0	0	0	0.0
at Tennessee	1-0	10	63	6.3	1	18	1	5	0	5.0
Missouri	1-0	6	21	3.5	0	7	0	0	0	0.0
at Ole Miss	1-0	6	10	0.6	0	6	1	4	0	4.0
TOTALS	12-0	108	540	5.0	4	36	8	76	0	9.5

Season Highs

Receptions 3, vs. Toledo (09/14/2024)
Receiving Yards 38, vs. Toledo (09/14/2024)
Receiving Touchdowns
Longest Reception 29 yards, vs. Arkansas (10/26/2024)
Rushing Attempts 15, at Texas (09/28/2024)
Rushing Yards 92, vs. UMass (11/02/2024)
Longest Rush 36 yards, vs. UMass (11/02/2024)

Quick Hits

- Was the first commit for first-time head coach Jeff Lebby. Committed on Nov. 29, 2023
- No. 1 ranked JUCO running back in the 2024 class
- MACCC South Offensive Player of the Year and was named to the All-MACCC First Team
- Rushed for 1,253 yards on 183 carries while scoring 15 touchdowns in 2023 at Co-Lin
- Averaged 104.4 yards per game and 6.8 yards per carry in 2023 at Co-Lin
- Scored his first collegiate touchdown against Florida on Sep. 21, 2024

SELECT OFFENSIVE PLAYER NOTES



21 DAVON BOOTH
RB | 5-10 | 205 | Sr. | N. Las Vegas, Nev. | Utah State

X: Vonn_6k / IG: vondafoool

Career Stats

	GP/GS	ATT	RUSHING				RECEIVING				
			YDS	AVG/G	TD	LNG	REC	YDS	TD	AVG/G	LNG
2023 (Utah State)	12-7	120	805	67.1	6	65	12	50	0	4.2	9
2024	12-10	152	759	63.3	5	43	13	164	4	13.7	54
TOTALS	24-17	272	1,564	65.2	11	65	25	214	4	8.9	54

Game-By-Game Stats

	GP/GS	ATT	RUSHING				RECEIVING				
			YDS	AVG/A	TD	LNG	REC	YDS	TD	AVG/R	LNG
Eastern Kentucky	1-0	8	39	4.9	1	15	0	0	0	0.0	0
at Arizona State	1-0	6	7	1.2	0	5	2	23	1	11.5	15
Toledo	1-1	6	12	2.0	0	4	2	1	0	0.5	2
Florida	1-1	16	75	4.7	1	17	0	0	0	0.0	0
at Texas	1-1	18	59	3.3	0	8	0	0	0	0.0	0
at Georgia	1-1	10	32	3.2	0	18	1	2	1	2.0	2
Texas A&M	1-1	12	79	6.6	0	40	2	31	1	15.5	17
Arkansas	1-1	17	93	5.5	0	38	1	54	1	54.0	54
UMass	1-1	11	76	6.9	1	30	1	14	0	14.0	14
at Tennessee	1-1	20	125	6.3	1	43	1	-1	0	0.0	0
Missouri	1-1	12	124	10.3	1	43	0	0	0	0.0	0
at Ole Miss	1-1	16	38	2.4	0	11	3	40	0	13.3	0
TOTALS	12-10	152	759	5.0	5	43	13	164	4	12.4	54

Season Highs

Receptions 2, 3x, last vs. Texas A&M (10/19/2024)
Receiving Yards 54, vs. Arkansas (10/26/2024)
Receiving Touchdowns 1, 4x, last vs. Arkansas (10/26/2024)
Longest Reception 54 yards, vs. Arkansas (10/26/2024)
Rushing Attempts 20, at Tennessee (11/09/2024)
Rushing Yards 125, at Tennessee (11/09/2024)
Longest Rush 43 yards, 2x, last vs. Missouri (11/23/2024)

Career Highs

Rushing Attempts 21, vs. James Madison (09/23/2023) *
Rushing Yards 141, vs. Colorado State (10/07/2023) *
Rushing Touchdowns 2, 2x, last vs. Colorado State (10/07/2023) *
Longest Rush 65 yards, vs. Georgia State (12/23/2023) *
Receptions 3, at UConn (09/30/2023) *
Receiving Yards 54, vs. Arkansas (10/26/2024)
Receiving Touchdowns 1, 4x, last vs. Arkansas (10/26/2024)
Longest Reception 54 yards, vs. Arkansas (10/26/2024)
* Set at Utah State

Quick Hits

- Averaged 6.7 yards per carry in his lone season at Utah State. That total ranked 2nd in the Mountain West and seventh in the FBS
- Set a Utah State bowl record with a 65-yard scoring run against Georgia State (12/23) in the 2023 Famous Idaho Potato Bowl
- Four career 100-yard rushing games
- Davon Booth ran in his first touchdown for the Maroon & White against Eastern Kentucky on Aug 31, 2024
- Recorded his 1,000th career rushing yard at Georgia on Oct. 12, 2024
- Ran for a season-high 125 yards at Tennessee on November 9, 2024. This was also the most rushing yards in a game for a State player this season.



84 JUSTIN BALL
TE | 6-6 | 250 | Sr. | Glenn Dale, Md. | Vanderbilt

X: JustinBall84 / IG: justinball84

Career Stats

	GP/GS	REC	RECEIVING				RUSHING				
			YDS	TD	AVG/G	LNG	ATT	YDS	AVG/G	TD	LNG
2020 (Vanderbilt)	9-4	1	-3	0	-0.3	0	0	0	0	0	0
2021 (Vanderbilt)	5-0	1	9	0	1.8	9	0	0	0	0	0
2022 (Vanderbilt)	12-0	5	67	0	5.6	36	0	0	0	0	0
2023 (Vanderbilt)	12-12	15	131	1	10.9	27	1	-5	-0.4	0	0
2024	12-4	9	77	0	6.4	16	0	0	0.0	0	0
TOTALS	50-20	31	281	1	5.6	36	1	-5	-0.1	0	0

Game-By-Game Stats

	GP/GS	REC	RECEIVING				RUSHING				
			YDS	TD	AVG/R	LNG	ATT	YDS	AVG/A	TD	LNG
Eastern Kentucky	1-0	1	2	0	2.0	2	0	0	0.0	0	0
at Arizona State	1-1	0	0	0	0.0	0	0	0	0.0	0	0
Toledo	1-1	2	30	0	15.0	16	0	0	0.0	0	0
Florida	1-0	0	0	0	0.0	0	0	0	0.0	0	0
at Texas	1-0	2	6	0	3.0	5	0	0	0.0	0	0
at Georgia	1-1	0	0	0	0.0	0	0	0	0.0	0	0
Texas A&M	1-0	0	0	0	0.0	0	0	0	0.0	0	0
Arkansas	1-0	0	0	0	0.0	0	0	0	0.0	0	0
UMass	1-0	0	0	0	0.0	0	0	0	0.0	0	0
at Tennessee	1-0	1	4	0	4.0	4	0	0	0.0	0	0
Missouri	1-1	2	24	0	12.0	13	0	0	0.0	0	0
at Ole Miss	1-0	1	11	0	11.0	11	0	0	0.0	0	0
TOTALS	12-4	9	77	0	8.6	16	0	0	0.0	0	0

Season Highs

Receptions 2, 3x, last vs. Missouri (11/23/2024)
Receiving Yards 30, vs. Toledo (09/14/2024)
Receiving Touchdowns
Longest Reception 16 yards, vs. Toledo (09/14/2024)
Rushing Attempts
Rushing Yards
Longest Rush

Career Highs

Receptions 4, at Wake Forest (09/09/2023) *
Receiving Yards 36, vs. Wake Forest (09/09/2023) *
Longest Reception 36 yards, vs. Wake Forest (09/09/2023) *
Receiving Touchdowns 1, at UNLV (09/16/2023) *
Rushing Attempts
Rushing Yards
Longest Rush
* Set at Vanderbilt

Quick Hits

- Younger brother Cameron also plays Tight End at Mississippi State
- Graduated from Vanderbilt with a degree in medicine, health and society
- Was a team captain at Vandy in 2023

SELECT DEFENSIVE PLAYER NOTES



1

KELLEY JONES
CB | 6-4 | 195 | RFr. | Clarksdale, Miss.

X: kelleyjones511 / IG: kvngbabykj

Career Stats

Season	GP-GS	Solo	Ast	Tot	TFL-Yds	Sack-Yds	QBH	INT-Yds	PBU	FF	FR-YDS
2023	3-0	0	0	0	0-0	0-0	0	0-0	0	0	0-0
2024	11-4	13	16	29	0-0	0-0	0	0-0	1	0	1-0
TOTALS	14-4	13	16	29	0-0	0-0	0	0-0	1	0	1-0

Game-By-Game Stats

	GP-GS	Solo	Ast	Tot	TFL-Yds	Sack-Yds	QBH	INT-Yds	PBU	FF	FR-YDS
Eastern Kentucky	1-1	1	1	2	0-0	0-0	0	0-0	0	0	0-0
at Arizona State	1-1	2	2	4	0-0	0-0	0	0-0	0	0	0-0
Toledo					-- DNP --						
Florida	1-1	4	3	7	0-0	0-0	0	0-0	0	0	1-0
at Texas	1-0	0	0	0	0-0	0-0	0	0-0	0	0	0-0
at Georgia	1-1	0	1	1	0-0	0-0	0	0-0	0	0	0-0
Texas A&M	1-0	1	0	1	0-0	0-0	0	0-0	0	0	0-0
Arkansas	1-0	1	3	4	0-0	0-0	0	0-0	0	0	0-0
UMass	1-0	1	1	2	0-0	0-0	0	0-0	1	0	0-0
at Tennessee	1-0	1	2	3	0-0	0-0	0	0-0	0	0	0-0
Missouri	1-0	1	2	3	0-0	0-0	0	0-0	0	0	0-0
at Ole Miss	1-0	1	0	1	0-0	0-0	0	0-0	0	0	0-0
TOTALS	11-4	13	16	29	0-0	0-0	0	0-0	1	0	1-0

Season Highs

Tackles 7, vs. Florida (09/21/2024)
Tackles For Loss
Sacks
QB Hurries
Interceptions
Interception Return Yards
Pass Breakups 1, vs. UMass (11/02/2024)
Forced Fumbles.....
Fumbles Recovered 1, vs. Florida (09/21/2024)

Quick Hits

- Played QB and DB while in high school
- Won the inaugural 'Fast As Hail' competition over the summer as the team's fastest player



2

ISAAC SMITH
S | 6-0 | 205 | So. | Fulton, Miss.

X: isaacsmith / IG: kingsmith_21

Career Stats

Season	GP-GS	Solo	Ast	Tot	TFL-Yds	Sack-Yds	QBH	INT-Yds	PBU	FF	FR-YDS
2023	12-0	6	9	15	0-0	0-0	0	0-0	0	0	0-0
2024	11-11	46	81	127	1.5-3	0-0	0	0-0	3	1	0-0
TOTALS	23-11	52	90	142	1.5-3	0-0	0	0-0	3	1	0-0

Game-By-Game Stats

	GP-GS	Solo	Ast	Tot	TFL-Yds	Sack-Yds	QBH	INT-Yds	PBU	FF	FR-YDS
Eastern Kentucky	1-1	5	6	11	0-0	0-0	0	0-0	1	0	0-0
at Arizona State	1-1	7	10	17	0-0	0-0	0	0-0	0	0	0-0
Toledo	1-1	5	10	15	0-0	0-0	0	0-0	0	0	0-0
Florida	1-1	2	6	8	0-0	0-0	0	0-0	0	1	0-0
at Texas					--DNP--						
at Georgia	1-1	5	0	5	0-0	0-0	0	0-0	0	0	0-0
Texas A&M	1-1	5	7	12	0-0	0-0	0	0-0	0	0	0-0
Arkansas	1-1	2	4	6	0-0	0-0	0	0-0	1	0	0-0
UMass	1-1	2	5	7	0-0	0-0	0	0-0	0	0	0-0
at Tennessee	1-1	9	11	20	0.5-0	0-0	0	0-0	0	0	0-0
Missouri	1-1	0	14	14	0-0	0-0	0	0-0	0	0	0-0
at Ole Miss	1-1	4	8	12	1.0-3	0-0	0	0-0	1	0	0-0
TOTALS	11-11	46	81	127	1.5-3	0-0	0	0-0	3	1	0-0

Season Highs

Tackles 20, at Tennessee (11/09/2024)
Tackles For Loss 1.0, at Ole Miss (11/29/2024)
Sacks
QB Hurries
Interceptions
Interception Return Yards
Pass Breakups 1, 3x, last at Ole Miss (11/29/2024)
Forced Fumbles..... 1, vs. Florida (9/21/2024)
Fumbles Recovered

Career Highs

Tackles 20, at Tennessee (11/09/2024)
Tackles For Loss 1.0, at Ole Miss (11/29/2024)
Sacks
QB Hurries
Interceptions
Interception Return Yards
Pass Breakups 1, 3x, last at Ole Miss (11/29/2024)
Forced Fumbles..... 1, vs. Florida (9/21/2024)
Fumbles Recovered

Quick Hits

- Didn't really start playing football until about 12 or 13 ... Loved baseball the most
- According to PFF, earned a season-best tackle grade of 81.5 against South Carolina in 2023
- Saw significant playing time as a true freshman in 2023
- One of four true freshmen in 2023 to play all 12 games (Seth Davis, Creed Whittemore, Kyle Ferrie)

SELECT DEFENSIVE PLAYER NOTES



3

BRYLAN LANIER
S | 6-1 | 190 | Jr. | Tuscaloosa, Ala. | East Miss. CC

X: BrylanLanier / IG: 1gsbrylo

Career Stats

Season	GP-GS	Solo	Ast	Tot	TFL-Yds	Sack-Yds	QBH	INT-Yds	PBU	FF	FR-YDS
2022 (Indiana)	11-0	8	3	11	1.0-13	1.0-13	0	0-0	0	0	0-0
2024	12-10	35	18	53	2.0-5	0-0	0	1-0	0	0	0-0
TOTALS	23-10	43	21	64	3.0-18	1.0-13	0	1-0	0	0	0-0

Game-By-Game Stats

	GP-GS	Solo	Ast	Tot	TFL-Yds	Sack-Yds	QBH	INT-Yds	PBU	FF	FR-YDS
Eastern Kentucky	1-1	4	1	5	0-0	0-0	0	0-0	0	0	0-0
at Arizona State	1-1	3	1	4	0-0	0-0	0	0-0	0	0	0-0
Toledo	1-1	3	6	9	0-0	0-0	0	0-0	0	0	0-0
Florida	1-1	6	1	7	0-0	0-0	0	0-0	0	0	0-0
at Texas	1-1	5	1	6	1.0-2	0-0	0	0-0	0	0	0-0
at Georgia	1-1	6	0	6	1.0-3	0-0	0	0-0	0	0	0-0
Texas A&M	1-0	0	2	2	0-0	0-0	0	0-0	0	0	0-0
Arkansas	1-0	2	2	4	0-0	0-0	0	0-0	0	0	0-0
UMass	1-1	1	0	1	0-0	0-0	0	1-0	0	0	0-0
at Tennessee	1-1	0	1	1	0-0	0-0	0	0-0	0	0	0-0
Missouri	1-1	2	1	3	0-0	0-0	0	0-0	0	0	0-0
at Ole Miss	1-1	3	2	5	0-0	0-0	0	0-0	0	0	0-0
TOTALS	12-10	32	16	48	2.0-5	0-0	0	1-0	0	0	0-0

Season Highs

Tackles 9, vs. Toledo (09/14/2024)
Tackles For Loss 1.0, 2x, last at Georgia (10/12/2024)
Sacks
QB Hurries
Interceptions 1, vs. UMass (11/02/2024)
Interception Return Yards
Pass Breakups
Forced Fumbles.....
Fumbles Recovered.....

Career Highs

Tackles 9, vs. Toledo (09/14/2024)
Tackles For Loss 1.0, 3x, last at Georgia (10/12/2024)
Sacks 1.0, vs. Maryland (10/15/2022) *
QB Hurries
Interceptions
Interception Return Yards 1, vs. UMass (11/02/2024)
Pass Breakups
Forced Fumbles.....
Fumbles Recovered.....
* set at Indiana

Quick Hits

- Goes by the nickname ‘Brylo’
- Spent one season at East Mississippi Community College (2023)
- Helped guide EMCC to the 2023 NJCAA National Championship Game
- Started career at Alabama (didn’t play) in 2021 before transferring to Indiana in 2022



4

DEAGO BRUMFIELD
CB | 6-0 | 190 | Sr. | Cincinnati, Ohio | Memphis

X: DeAgoBrum / IG: dea.go

Career Stats

Season	GP-GS	Solo	Ast	Tot	TFL-Yds	Sack-Yds	QBH	INT-Yds	PBU	FF	FR-YDS
2023 (Memphis)	13-12	33	9	42	3.0-5	0-0	1	0-0	10	1	0-0
2024	4-2	6	8	14	0.5-1	0-0	0	1-0	2	0	0-0
TOTALS	17-14	39	17	56	3.5-6	0-0	1	1-0	12	1	0-0

Game-By-Game Stats

	GP-GS	Solo	Ast	Tot	TFL-Yds	Sack-Yds	QBH	INT-Yds	PBU	FF	FR-YDS
Eastern Kentucky					-- DNP --						
at Arizona State					-- DNP --						
Toledo					-- DNP --						
Florida					-- DNP --						
at Texas					-- DNP --						
at Georgia	1-0	0	1	1	0-0	0	0	1-0	0	0	0-0
Texas A&M	1-1	0	2	2	0-0	0	0	0-0	0	0	0-0
Arkansas	1-1	3	4	7	0-0	0	0	0-0	1	0	0-0
UMass					-- DNP --						
at Tennessee	1-0	3	1	4	0.5-1	0	0	0-0	1	0	0-0
Missouri					-- DNP --						
at Ole Miss					-- DNP --						
TOTALS	4-2	6	8	14	0.5-1	0	0	1-0	2	0	0-0

Season Highs

Tackles 7, vs. Arkansas (10/26/2024)
Tackles For Loss 0.5, at Tennessee (11/09/2024)
Sacks
QB Hurries
Interceptions 1, at Georgia (10/12/2024)
Interception Return Yards
Pass Breakups 1, 2x last at Tennessee (11/09/2024)
Forced Fumbles.....
Fumbles Recovered.....

Career Highs

Tackles 7, vs. Arkansas (10/26/2024)
Tackles For Loss 1.0, 3x, last at Temple (11/24/2023) *
Sacks
QB Hurries
Interceptions 1, at Georgia (10/12/2024)
Interception Return Yards
Pass Breakups 5, at Arkansas State (09/09/2023) *
Forced Fumbles..... 1, at Arkansas State (09/09/2023) *
Fumbles Recovered.....
* set at Memphis

Quick Hits

- Helped Memphis to a 10-3 record and a Liberty Bowl win over Iowa State in 2023
- Had his best individual game of the season in 2023 against Missouri with six tackles and a pass breakup
- Started his career at Campbellsville University, an NAIA school in Campbellsville, Ky.

SELECT DEFENSIVE PLAYER NOTES



7

STONE BLANTON
LB | 6-2 | 230 | Jr. | Jackson, Miss. | South Carolina

X: stoneblanton7 / IG: stoneblanton7

Career Stats

Season	GP-GS	Solo	Ast	Tot	TFL-Yds	Sack-Yds	QBH	INT-Yds	PBU	FF	FR-YDS
2022 (SC)	12-0	5	2	7	1.5-6	0-0	0	0-0	1	0	0-0
2023 (SC)	12-12	31	21	52	1.0-6	1.0-6	3	1-88	3	1	0-0
2024	12-12	30	95	125	3.5-7	0.5-0	1	0-0	3	2	1-0
TOTALS	36-24	66	118	184	6.0-19	1.5-6	4	1-88	7	3	1-0

Game-By-Game Stats

	GP-GS	Solo	Ast	Tot	TFL-Yds	Sack-Yds	QBH	INT-Yds	PBU	FF	FR-YDS
Eastern Kentucky	1-1	0	5	5	0-0	0-0	0	0-0	1	0	0-0
at Arizona State	1-1	3	5	8	0-0	0-0	0	0-0	0	0	0-0
Toledo	1-1	2	9	11	0-0	0-0	0	0-0	0	1	0-0
Florida	1-1	1	7	8	0-0	0-0	0	0-0	0	0	0-0
at Texas	1-1	4	6	10	1.0-2	0.5-0	0	0-0	0	1	1-0
at Georgia	1-1	8	1	9	0-0	0-0	0	0-0	0	0	0-0
Texas A&M	1-1	0	9	9	0-0	0-0	1	0-0	1	0	0-0
Arkansas	1-1	1	9	10	0-0	0-0	0	0-0	0	0	0-0
UMass	1-1	2	12	14	0-0	0-0	0	0-0	1	0	0-0
at Tennessee	1-1	1	8	9	0-0	0-0	0	0-0	0	0	0-0
Missouri	1-1	3	15	18	1.0-2	0-0	0	0-0	0	0	0-0
at Ole Miss	1-1	5	9	14	1.5-3	0-0	0	0-0	0	0	0-0
TOTALS	12-12	30	95	125	3.5-7	0.5-0	1	0-0	3	2	1-0

Season Highs

Tackles 18, vs. Missouri (11/23/2024)
Tackles For Loss 1.5, at Ole Miss (11/29/2024)
Sacks 0.5, at Texas (09/28/2024)
QB Hurries 1, vs. vs. Texas A&M (10/19/2024)
Interceptions
Interception Return Yards
Pass Breakups 1, 3x, last vs. UMass (11/02/2024)
Forced Fumbles 1, 2x, last at Texas (09/28/2024)
Fumbles Recovered 1, at Texas (09/28/2024)

Career Highs

Tackles 18, vs. Missouri (11/23/2024)
Tackles For Loss 1.5, at Ole Miss (11/29/2024)
Sacks 1.0, at Georgia (09/16/2023) *
QB Hurries 2, vs. Vanderbilt (11/11/2023) *
Interceptions 1, vs. Jacksonville State (11/04/2023) *
Interception Return Yards 88, vs. Jacksonville State (11/04/2023) *
Pass Breakups 2, vs. Jacksonville State (11/04/2023) *
Forced Fumbles 1, 3x, last at Texas (09/28/2024)
Fumbles Recovered 1, at Texas (09/28/2024)
* set at South Carolina

Quick Hits

- First name is Archer, but he goes by his middle name, Stone
- Grew up a major Mississippi State fan and spent a lot of Saturdays inside Davis Wade Stadium
- Became a full-time starter in 2023 while at South Carolina, starting all 12 games
- Has one career double-digit tackle game in his career (10 vs. UNC in the 2023 season opener)



8

SULAIMAN KPAKA
DL | 6-3 | 300 | Sr. | Grand Prairie, Texas | Purdue

X: svkthegreat / IG: thereaalpak

Career Stats

Season	GP-GS	Solo	Ast	Tot	TFL-Yds	Sack-Yds	QBH	INT-Yds	PBU	FF	FR-YDS
2020 (Purdue)	2-0	0	1	1	0-0	0-0	0	0-0	0	0	0-0
2022 (Purdue)	12-2	11	8	19	1.5-5	0.5-2	1	0-0	0	0	0-0
2023 (Purdue)	12-0	5	5	10	2.5-8	2.0-7	0	0-0	1	0	0-0
2024	12-11	8	22	30	4.5-0	0-0	1	0-0	0	0	0-0
TOTALS	38-13	24	36	60	8.5-23	2.5-9	2	0-0	1	0	0-0

Game-By-Game Stats

	GP-GS	Solo	Ast	Tot	TFL-Yds	Sack-Yds	QBH	INT-Yds	PBU	FF	FR-YDS
Eastern Kentucky	1-1	0	4	4	0.5-0	0-0	0	0-0	0	0	0-0
at Arizona State	1-1	0	2	2	0-0	0-0	0	0-0	0	0	0-0
Toledo	1-1	1	2	3	1.0-1	0-0	0	0-0	0	0	0-0
Florida	1-1	0	3	3	0-0	0-0	0	0-0	0	0	0-0
at Texas	1-1	0	0	0	0-0	0-0	0	0-0	0	0	0-0
at Georgia	1-1	0	0	0	0-0	0-0	0	0-0	0	0	0-0
Texas A&M	1-1	0	4	4	0.5-1	0-0	0	0-0	0	0	0-0
Arkansas	1-1	0	2	2	0-0	0-0	0	0-0	0	0	0-0
UMass	1-0	2	0	2	0-0	0-0	1	0-0	0	0	0-0
at Tennessee	1-1	1	2	3	0.5-1	0-0	0	0-0	0	0	0-0
Missouri	1-1	2	3	5	1.0-4	0-0	0	0-0	0	0	0-0
at Ole Miss	1-1	2	0	2	1.0-3	0-0	0	0-0	0	0	0-0
TOTALS	12-11	8	22	30	4.5-10	0-0	1	0-0	0	0	0-0

Season Highs

Tackles 5, vs. Missouri (11/23/2024)
Tackles For Loss 1.0, 3x, last at Ole Miss (11/29/2024)
Sacks
QB Hurries 1, vs. UMass (11/02/2024)
Interceptions
Interception Return Yards
Pass Breakups
Forced Fumbles
Fumbles Recovered

Career Highs

Tackles 5, vs. Missouri (11/23/2024)
Tackles For Loss 1.5, vs. Illinois (09/30/2023) *
Sacks 1, 2x, last vs. Illinois (09/30/2023) *
QB Hurries 1, 2x, last vs. UMass (11/02/2024)
Interceptions
Interception Return Yards
Pass Breakups 1, vs. Wisconsin (09/22/2023) *
Forced Fumbles
Fumbles Recovered
* set at Purdue

Quick Hits

- Goes by the nickname 'Pak' (pronounced Pock)
- Despite starting football in 7th grade, he didn't start playing defense until his junior year of high school
- Played in the 2022 Big Ten Championship against Michigan
- Graduated from Purdue with a computer science degree in 2023

SELECT DEFENSIVE PLAYER NOTES



9

DE'MONTE RUSSELL

DL | 6-4 | 285 | Sr. | Jackson, Miss.

X: monte_russell / IG: demonte_russell

Career Stats

Season	GP-GS	Solo	Ast	Tot	TFL-Yds	Sack-Yds	QBH	INT-Yds	PBU	FF	FR-YDS
2019	4-0	0	1	1	0-0	0-0	0	0-0	0	0	0-0
2021	11-1	6	7	13	2.5-13	0-0	2	0-0	0	1	0-0
2022	13-0	6	10	16	2-5	1.0-2	2	0-0	0	0	0-0
2023	10-8	4	20	24	2-9	1.0-8	2	0-0	1	0	0-0
2024	10-8	6	17	23	1.0-1	0-0	2	0-0	0	0	0-0
TOTALS	48-17	22	55	77	7.5-28	2.0-10	8	0-0	1	1	0-0

Game-By-Game Stats

	GP-GS	Solo	Ast	Tot	TFL-Yds	Sack-Yds	QBH	INT-Yds	PBU	FF	FR-YDS
Eastern Kentucky	1-1	0	1	1	0-0	0-0	0	0-0	0	0	0-0
at Arizona State	1-1	1	1	2	0-0	0-0	1	0-0	0	0	0-0
Toledo	1-1	1	3	4	0-0	0-0	0	0-0	0	0	0-0
Florida	1-1	1	1	2	0-0	0-0	0	0-0	0	0	0-0
at Texas	1-1	0	1	1	0.5-1	0-0	0	0-0	0	0	0-0
at Georgia	1-1	1	0	1	0-0	0-0	0	0-0	0	0	0-0
Texas A&M	1-1	0	2	2	0-0	0-0	0	0-0	0	0	0-0
Arkansas					--DNP--						
UMass					--DNP--						
at Tennessee	1-1	0	0	0	0-0	0-0	0	0-0	0	0	0-0
Missouri	1-0	0	4	4	0-0	0-0	0	0-0	0	0	0-0
at Ole Miss	1-0	2	4	6	0.5-0	0-0	1	0-0	0	0	0-0
TOTALS	9-8	6	17	23	1.0-1	0-0	2	0-0	0	0	0-0

Season Highs

Tackles 6, at Ole Miss (11/29/2024)
Tackles For Loss 0.5, 2x, last at Ole Miss (11/29/2024)
Sacks
QB Hurries 1, 2x, last at Ole Miss (11/29/2024)
Interceptions
Interception Return Yards
Pass Breakups
Forced Fumbles
Fumbles Recovered

Career Highs

Tackles 7, vs. SE Louisiana (09/02/2023)
Tackles For Loss 1.0, 5x, last vs. Southern Miss (11/18/2023)
Sacks 1.0, 2x, last vs. Southern Miss (11/18/2023)
QB Hurries 2, at Alabama (10/22/2022)
Interceptions
Interception Return Yards
Pass Breakups 1, at Texas A&M (11/11/2023)
Forced Fumbles 1, at Auburn (11/13/2021)
Fumbles Recovered

Quick Hits

- First career sack came in the ReliaQuest Bowl
- One of three total starters to return for State in 2024



10

COREY ELLINGTON

S | 6-3 | 200 | Sr. | Lexington, Miss.

X: ellington_corey / IG: c.ellington10

Career Stats

Season	GP-GS	Solo	Ast	Tot	TFL-Yds	Sack-Yds	QBH	INT-Yds	PBU	FF	FR-YDS
2021	8-1	8	4	12	0-0	0-0	1	0	0	0	0-0
2022	11-0	7	7	14	0-0	0-0	0	0	0	0	0-0
2023	12-8	30	36	66	4.0-27	2.0-20	0	0	2	1	0-0
2024	9-7	28	25	53	1.0-1	0-0	0	0	3	3	0-0
TOTALS	40-16	73	72	145	5.0-28	2.0-20	1	0	5	4	0-0

Game-By-Game Stats

	GP-GS	Solo	Ast	Tot	TFL-Yds	Sack-Yds	QBH	INT-Yds	PBU	FF	FR-YDS
Eastern Kentucky					--DNP--						
at Arizona State					--DNP--						
Toledo					--DNP--						
Florida	1-0	1	4	5	0-0	0-0	0	0-0	0	1	0-0
at Texas	1-1	5	0	5	1.0-1	0-0	0	0-0	0	1	0-0
at Georgia	1-0	4	2	6	0-0	0-0	0	0-0	1	0	0-0
Texas A&M	1-1	1	1	2	0-0	0-0	0	0-0	1	0	0-0
Arkansas	1-1	5	4	9	0-0	0-0	0	0-0	1	1	0-0
UMass	1-1	4	5	9	0-0	0-0	0	0-0	0	0	0-0
at Tennessee	1-1	1	2	3	0-0	0-0	0	0-0	0	0	0-0
Missouri	1-1	4	6	10	0-0	0-0	0	0-0	0	0	0-0
at Ole Miss	1-1	3	1	4	0-0	0-0	0	0-0	0	0	0-0
TOTALS	9-7	28	25	53	1.0-1	0-0	0	0-0	3	3	0-0

Season Highs

Tackles 10, vs. Missouri (11/24/2024)
Tackles For Loss 1.0, at Texas (09/28/2024)
Sacks
QB Hurries
Interceptions
Interception Return Yards
Pass Breakups 1, 3x, last vs. Arkansas (10/26/2024)
Forced Fumbles 1, 3x, last vs. Arkansas (10/26/2024)
Fumbles Recovered


Career Highs

Tackles 12, vs. Ole Miss (11/23/2023)
Tackles For Loss 1.0, 5x, last at Texas (09/28/2024)
Sacks 1.0, 2x, last vs. Ole Miss (11/23/2023)
QB Hurries 1, vs. Texas Tech (12/28/2021)
Interceptions
Interception Return Yards
Pass Breakups 1, 5x, last vs. Arkansas (10/26/2024)
Forced Fumbles 1, 4x, last vs. Arkansas (10/26/2024)
Fumbles Recovered

Quick Hits


- Made first career start in the Liberty Bowl against Texas Tech on Dec. 28, 2021
- Earned his first career sack against Ole Miss on Nov. 23, 2023

SELECT DEFENSIVE PLAYER NOTES



11

TY COOPER
LB | 6-4 | 245 | Jr. | Louisville, Miss.



Career Stats

Season	GP-GS	Solo	Ast	Tot	TFL-Yds	Sack-Yds	QBH	INT-Yds	PBU	FF	FR-YDS
2021	8-0	1	6	7	0.5-0	0-0	0	0-0	0	0	0-0
2022	3-0	0	6	6	0.5-1	0-0	0	0-0	0	0	0-0
2023	12-2	3	10	13	0-0	0-0	1	0-0	0	0	0-0
2024	12-1	9	20	29	2.0-5	1.0-3	1	0-0	0	0	0-0
TOTALS	35-3	13	42	55	3.0-6	1.0-3	2	0-0	0	0	0-0

Game-By-Game Stats

	GP-GS	Solo	Ast	Tot	TFL-Yds	Sack-Yds	QBH	INT-Yds	PBU	FF	FR-YDS
Eastern Kentucky	1-1	0	1	1	0-0	0-0	1	0-0	0	0	0-0
at Arizona State	1-0	0	4	4	0-0	0-0	0	0-0	0	0	0-0
Toledo	1-0	2	1	3	0-0	0-0	0	0-0	0	0	0-0
Florida	1-0	0	3	3	0-0	0-0	0	0-0	0	0	0-0
at Texas	1-0	1	1	2	0-0	0-0	0	0-0	0	0	0-0
at Georgia	1-0	1	0	1	0-0	0-0	0	0-0	0	0	0-0
Texas A&M	1-0	0	1	1	0-0	0-0	0	0-0	0	0	0-0
Arkansas	1-0	0	2	2	0-0	0-0	0	0-0	0	0	0-0
UMass	1-0	3	4	7	2.0-5	1.0-3	0	0-0	0	0	0-0
at Tennessee	1-0	0	2	2	0-0	0-0	0	0-0	0	0	0-0
Missouri	1-0	0	0	0	0-0	0-0	0	0-0	0	0	0-0
at Ole Miss	1-0	2	1	3	0-0	0-0	0	0-0	0	0	0-0
TOTALS	12-1	9	20	29	2.0-5	1.0-3	1	0-0	0	0	0-0

Season Highs


Tackles	7, vs. UMass (11/02/2024)
Tackles For Loss	2.0, vs. UMass (11/02/2024)
Sacks	1.0, vs. UMass (11/02/2024)
QB Hurries	1, vs. Eastern Kentucky (08/31/2024)
Interceptions	
Interception Return Yards	
Pass Breakups	
Forced Fumbles	
Fumbles Recovered	

Career Highs

Tackles	7, vs. UMass (11/02/2024)
Tackles For Loss	2.0, vs. UMass (11/02/2024)
Sacks	1.0, vs. UMass (11/02/2024)
QB Hurries	1, 2x, last vs. Eastern Kentucky (08/31/2024)
Interceptions	
Interception Return Yards	
Pass Breakups	
Forced Fumbles	
Fumbles Recovered	

Quick Hits

- Made his first career start on Nov. 18, 2023 against Southern Miss



14

BRICE POLLOCK
CB | 6-1 | 190 | So. | Snellville, Ga.

X: PollockBrice / IG: bricepollock_

Career Stats

Season	GP-GS	Solo	Ast	Tot	TFL-Yds	Sack-Yds	QBH	INT-Yds	PBU	FF	FR-YDS
2023	11-3	13	11	24	0.5-1	0-0	0	0-0	1	0	0-0
2024	12-12	24	24	48	1.0-3	0-0	0	1-0	9	1	0-0
TOTALS	23-15	37	35	72	1.5-4	0-0	0	1-0	10	1	0-0

Game-By-Game Stats

	GP-GS	Solo	Ast	Tot	TFL-Yds	Sack-Yds	QBH	INT-Yds	PBU	FF	FR-YDS
Eastern Kentucky	1-1	0	4	4	0-0	0-0	0	0-0	1	0	0-0
at Arizona State	1-1	3	3	6	0-0	0-0	0	0-0	0	0	0-0
Toledo	1-1	0	1	1	0-0	0-0	0	0-0	1	0	0-0
Florida	1-1	4	0	4	0-0	0-0	0	0-0	1	0	0-0
at Texas	1-1	4	2	6	0-0	0-0	0	0-0	1	0	0-0
at Georgia	1-1	4	0	4	0-0	0-0	0	1-0	1	1	0-0
Texas A&M	1-1	3	1	4	0-0	0-0	0	0-0	0	0	0-0
Arkansas	1-1	0	4	4	0-0	0-0	0	0-0	0	0	0-0
UMass	1-1	1	2	3	0-0	0-0	0	0-0	2	0	0-0
at Tennessee	1-1	1	1	2	1.0-3	0-0	0	0-0	0	0	0-0
Missouri	1-1	1	3	4	0-0	0-0	0	0-0	1	0	0-0
at Ole Miss	1-1	3	3	6	0-0	0-0	0	0-0	1	0	0-0
TOTALS	12-12	24	24	48	1.0-3	0-0	0	1-0	9	1	0-0

Season Highs

Tackles	6, 3x, last at Ole Miss (11/29/2024)
Tackles For Loss	1.0, at Tennessee (11/09/2024)
Sacks	
QB Hurries	
Interceptions	1, at Georgia (10/12/2024)
Interception Return Yards	
Pass Breakups	2, vs. UMass (11/02/2024)
Forced Fumbles	1, at Georgia (10/12/2024)
Fumbles Recovered	

Career Highs

Tackles	6, 2x, last at Texas (09/28/2024)
Tackles For Loss	1.0, at Tennessee (11/09/2024)
Sacks	
QB Hurries	
Interceptions	1, at Georgia (10/12/2024)
Interception Return Yards	
Pass Breakups	2, vs. UMass (11/02/2024)
Forced Fumbles	1, at Georgia (10/12/2024)
Fumbles Recovered	

Quick Hits

- Saw significant playing time right away as a true freshman in 2023
- Made his first career start at Auburn on Oct. 28, 2023
- Was in coverage for 130 snaps in 2023, sixth most by any SEC freshman
- According to PFF, earned a rush defensive grade of 77.3, which ranked as the fifth-best mark among SEC freshman
- Became the first Mississippi State player to record an Interception and a forced fumble in the same game since Collin Duncan on Nov. 7, 2020 when he did it at Georgia (10/12/2024)

SELECT DEFENSIVE PLAYER NOTES



16

ZAKARI TILLMAN
LB | 6-2 | 225 | So. | Florence, Miss.

X: ynlzee / IG: franchisekari

Career Stats

Season	GP-GS	Solo	Ast	Tot	TFL-Yds	Sack-Yds	QBH	INT-Yds	PBU	FF	FR-YDS
2023	11-0	1	4	5	0-0	0-0	0	0-0	0	0	0-0
2024	12-1	17	13	30	3.5-18	3.5-18	1	1-0	2	1	1-0
TOTALS	23-1	18	17	35	3.5-18	3.5-18	1	1-0	2	1	1-0

Game-By-Game Stats

	GP-GS	Solo	Ast	Tot	TFL-Yds	Sack-Yds	QBH	INT-Yds	PBU	FF	FR-YDS
Eastern Kentucky	1-0	3	3	6	0-0	0-0	0	0-0	0	0	0-0
at Arizona State	1-0	0	0	0	0-0	0-0	0	0-0	0	0	0-0
Toledo	1-0	0	0	0	0-0	0-0	0	0-0	0	0	0-0
Florida	1-0	2	1	3	0-0	0-0	0	0-0	0	0	0-0
at Texas	1-1	1	1	2	0.5-0	0.5-0	0	0-0	1	0	1-0
at Georgia	1-0	2	1	3	0-0	0-0	0	0-0	0	0	0-0
Texas A&M	1-0	0	0	0	0-0	0-0	0	1-0	0	0	0-0
Arkansas	1-0	1	1	2	0-0	0-0	1	0-0	0	1	0-0
UMass	1-0	1	4	5	0-0	0-0	0	0-0	1	0	0-0
at Tennessee	1-0	1	0	1	0-0	0-0	0	0-0	0	0	0-0
Missouri	1-0	3	0	3	1.0-6	1.0-6	0	0-0	0	0	0-0
at Ole Miss	1-0	3	2	5	2.0-12	2.0-12	0	0-0	0	0	0-0
TOTALS	12-1	17	13	30	3.5-18	3.5-18	0	1-0	2	1	1-0

Season Highs


Tackles 6, vs. Eastern Kentucky (08/31/2024)
Tackles For Loss 2.0, at Ole Miss (11/29/2024)
Sacks 2.0, at Ole Miss (11/29/2024)
Interceptions 1, vs. Texas A&M (10/19/2024)
Interception Return Yards
Pass Breakups 1, 2x, last vs. UMass (11/02/2024)
Forced Fumbles 1, vs. Arkansas (10/26/2024)
Fumbles Recovered 1, at Texas (09/28/2024)

Career Highs

Tackles 6, vs. Eastern Kentucky (08/31/2024)
Tackles For Loss 2.0, at Ole Miss (11/29/2024)
Sacks 2.0, at Ole Miss (11/29/2024)
QB Hurries 1, vs. Arkansas (10/26/2024)
Interceptions 1, vs. Texas A&M (10/19/2024)
Interception Return Yards
Pass Breakups 1, 2x, last vs. UMass (11/02/2024)
Forced Fumbles 1, vs. Arkansas (10/26/2024)
Fumbles Recovered 1, at Texas (09/28/2024)

Quick Hits

- The first college football game he ever attended was Mississippi State vs. Texas A&M in 2022
- First career start against Texas (09/28/2024)
- Blocked a punt at Texas, the first of his career and the second for Mississippi State in 2024



21

HUNTER WASHINGTON
S | 5-11 | 190 | Jr. | Katy, Texas | Florida State

X: Hunter_DB7 / IG: hunterwashington

Career Stats

Season	GP-GS	Solo	Ast	Tot	TFL-Yds	Sack-Yds	QBH	INT-Yds	PBU	FF	FR-YDS
2021 (Florida State)	1-0	0	0	0	0-0	0-0	0	0-0	0	0	0-0
2022	9-0	1	2	3	0-0	0-0	0	0-0	0	0	0-0
2023	5-4	2	4	6	0-0	0-0	0	0-0	0	0	1-0
2024	12-12	26	29	55	1.5-2	0-0	0	1-0	2	1	1-0
TOTALS	27-16	29	35	64	1.5-5	0-0	0	1-0	2	1	2-0

Game-By-Game Stats

	GP-GS	Solo	Ast	Tot	TFL-Yds	Sack-Yds	QBH	INT-Yds	PBU	FF	FR-YDS
Eastern Kentucky	1-1	1	3	4	0-0	0-0	0	0-0	0	0	0-0
at Arizona State	1-1	1	5	6	0-0	0-0	0	0-0	0	0	0-0
Toledo	1-1	2	2	4	0-0	0-0	0	0-0	0	0	0-0
Florida	1-1	2	0	2	0-0	0-0	0	0-0	0	0	0-0
at Texas	1-1	3	2	5	0-0	0-0	0	0-0	0	0	0-0
at Georgia	1-1	4	0	4	1.0-2	0-0	0	0-0	0	0	0-0
Texas A&M	1-1	2	5	7	0-0	0-0	0	1-0	0	0	0-0
Arkansas	1-1	2	1	3	0-0	0-0	0	0-0	0	0	0-0
UMass	1-1	2	0	2	0-0	0-0	0	0-0	0	0	0-0
at Tennessee	1-1	4	2	6	0-0	0-0	0	0-0	0	1	1-0
Missouri	1-1	2	5	7	0-0	0-0	0	0-0	1	0	0-0
at Ole Miss	1-1	1	4	5	0.5-3	0-0	0	0-0	1	0	0-0
TOTALS	12-12	26	29	55	1.5-5	0-0	0	1-0	2	1	1-0

Season Highs

Tackles 7, 2x, last vs. Missouri (11/23/2024)
Tackles For Loss 1.0, at Georgia (10/12/2024)
Sacks
QB Hurries
Interceptions 1, vs. Texas A&M (10/19/2024)
Interception Return Yards
Pass Breakups 1, 2x, last at Ole Miss (11/29/2024)
Forced Fumbles 1, at Tennessee (11/09/2024)
Fumbles Recovered 1, at Tennessee (11/09/2024)

Career Highs

Tackles 7, 2x, last vs. Missouri (11/23/2024)
Tackles For Loss 1.0, at Georgia (10/12/2024)
Sacks
QB Hurries
Interceptions 1, vs. Texas A&M (10/19/2024)
Interception Return Yards
Pass Breakups 1, 2x, last at Ole Miss (11/29/2024)
Forced Fumbles 1, at Tennessee (11/09/2024)
Fumbles Recovered 1, 2x, last at Tennessee (11/09/2024)

Quick Hits

- Earned his first career start against SE Louisiana in 2023
- Missed the final five games of 2023
- Made his first career forced fumble aganist Tennessee (11/09/2024)

SELECT DEFENSIVE PLAYER NOTES



23 **TREVION WILLIAMS**
DL | 6-4 | 295 | R-Fr. | Crystal Springs, Miss.

X: trevion6_ / IG: _d1.tre

Career Stats

Season	GP-GS	Solo	Ast	Tot	TFL-Yds	Sack-Yds	QBH	INT-Yds	PBU	FF	FR-YDS
2022	3-0	0	2	2	0.5-2	0-0	0	0-0	0	0	0-0
2023	3-0	1	5	6	1.5-2	0-0	0	0-0	0	0	0-0
2024	11-3	5	28	33	2.0-4	0.5-1	0	0-0	1	0	0-0
TOTALS	17-3	6	35	41	4.0-8	0.5-1	0	0-0	1	0	0-0

Game-By-Game Stats

	GP-GS	Solo	Ast	Tot	TFL-Yds	Sack-Yds	QBH	INT-Yds	PBU	FF	FR-YDS
Eastern Kentucky	1-0	0	1	1	0-0	0-0	0	0-0	0	0	0-0
at Arizona State	1-0	2	4	6	0-0	0-0	0	0-0	0	0	0-0
Toledo	1-0	0	6	6	0.5-2	0-0	0	0-0	0	0	0-0
Florida	1-1	0	1	1	0-0	0-0	0	0-0	0	0	0-0
at Texas	1-1	1	3	4	0.5-1	0.5-1	0	0-0	0	0	0-0
at Georgia	1-0	1	0	1	1.0-1	0-0	0	0-0	0	0	0-0
Texas A&M	1-1	0	2	2	0-0	0-0	0	0-0	0	0	0-0
Arkansas					-- DNP --						
UMass	1-0	0	2	2	0-0	0-0	0	0-0	1	0	0-0
at Tennessee	1-0	1	4	5	0-0	0-0	0	0-0	0	0	0-0
Missouri	1-0	0	5	5	0-0	0-0	0	0-0	0	0	0-0
at Ole Miss	1-0	0	0	0	0-0	0-0	0	0-0	0	0	0-0
TOTALS	11-3	5	28	33	2.0-4	0.5-1	0	0-0	1	0	0-0

Season Highs

Tackles 6, 2x, last at Toledo (09/14/2024)
Tackles For Loss 1.0, at Georgia (10/12/2024)
Sacks 0.5, at Texas (09/28/2024)
QB Hurries
Interceptions
Interception Return Yards
Pass Breakups 1, vs. UMass (11/02/2024)
Forced Fumbles
Fumbles Recovered

Career Highs

Tackles 6, 2x, last at Toledo (09/14/2024)
Tackles For Loss 1.5, vs. Arizona (09/09/2023)
Sacks 0.5, at Texas (09/28/2024)
QB Hurries
Interceptions
Interception Return Yards
Pass Breakups 1, vs. UMass (11/02/2024)
Forced Fumbles
Fumbles Recovered

Quick Hits

- Despite entering his third year at Mississippi State, he is still a freshman athletically after earning a medical hardship waiver last season and earning a redshirt in 2022
- Appeared in three games in 2022 and 2023



40 **NIC MITCHELL**
LB | 6-2 | 230 | Jr. | Jacksonville, Fla.

X: Glizoutnik7 / IG: glizoutnik

Career Stats

Season	GP-GS	Solo	Ast	Tot	TFL-Yds	Sack-Yds	QBH	INT-Yds	PBU	FF	FR-YDS
2021	2-0	0	3	3	0-0	0-0	0	0-0	0	0	0-0
2022	13-0	3	2	5	0-0	0-0	0	0-0	0	0	0-0
2023	12-0	1	6	7	0-0	0-0	0	0-0	0	0	0-0
2024	12-12	24	56	80	3.0-12	0-0	1	1-21	2	0	0-0
TOTALS	39-12	28	67	95	3.0-12	0-0	1	1-21	2	0	0-0

Game-By-Game Stats

	GP-GS	Solo	Ast	Tot	TFL-Yds	Sack-Yds	QBH	INT-Yds	PBU	FF	FR-YDS
Eastern Kentucky	1-1	0	4	4	0.5-1	0-0	0	0-0	0	0	0-0
at Arizona State	1-1	1	4	5	0-0	0-0	0	0-0	0	0	0-0
Toledo	1-1	1	3	4	0-0	0-0	0	0-0	0	0	0-0
Florida	1-1	1	5	6	0-0	0-0	0	0-0	0	0	0-0
at Texas	1-1	4	3	7	1.0-2	0-0	0	0-0	0	0	0-0
at Georgia	1-1	4	2	6	0-0	0-0	0	0-0	0	0	0-0
Texas A&M	1-1	2	8	10	0-0	0-0	0	0-0	1	0	0-0
Arkansas	1-1	1	4	5	0-0	0-0	0	1-21	1	0	0-0
UMass	1-1	1	9	10	0.5-2	0-0	1	0-0	0	0	0-0
at Tennessee	1-1	4	3	7	0-0	0-0	0	0-0	0	0	0-0
Missouri	1-1	1	10	11	0-0	0-0	0	0-0	0	0	0-0
at Ole Miss	1-1	4	1	5	1.0-7	0-0	0	0-0	0	0	0-0
TOTALS	12-12	24	56	80	3.0-12	0-0	1	1-21	2	0	0-0

Season Highs

Tackles 11, vs. Missouri (11/23/2024)
Tackles For Loss 1.0, 2x, last at Ole Miss (11/29/2024)
Sacks
QB Hurries 1, vs. UMass (11/02/2024)
Interceptions 1, vs. Arkansas (10/26/2024)
Interception Return Yards 21 yards, vs. Arkansas (10/26/2024)
Pass Breakups 1, 2x, last vs. Arkansas (10/26/2024)
Forced Fumbles
Fumbles Recovered

Career Highs

Tackles 11, vs. Missouri (11/23/2024)
Tackles For Loss 1.0, 2x, last at Ole Miss (11/29/2024)
Sacks
QB Hurries 1, vs. UMass (11/02/2024)
Interceptions 1, vs. Arkansas (10/26/2024)
Interception Return Yards 21 yards, vs. Arkansas (10/26/2024)
Pass Breakups 1, 2x, last vs. Arkansas (10/26/2024)
Forced Fumbles
Fumbles Recovered

Quick Hits

- Has primarily been a special teams player for State entering 2024
- Had to wait and sit behind two star linebackers in Bookie Watson and Jett Johnson
- Brother Kris is a senior receiver at Notre Dame ... Brother Jon is a freshman defensive back at Penn State ... Brother Justin played football at Harvard

SELECT DEFENSIVE PLAYER NOTES



44

BRANDEN JENNINGS
LB | 6-3 | 240 | Jr. | Jacksonville, Fla. | Hinds CC

X: Brand3nJ44 / IG: b_brandxn

Career Stats

Season	GP-GS	Solo	Ast	Tot	TFL-Yds	Sack-Yds	QBH	INT-Yds	PBU	FF	FR-YDS
2021 (Maryland)	8-3	17	6	23	1.0-1	0-0	1	0-0	0	1	0-0
2022 (UCF)	4-0	0	2	2	0-0	0-0	0	0-0	0	0	1-0
2024	12-11	10	46	56	5.0-11	1.5-5	4	0-0	2	0	0-0
TOTALS	24-14	27	54	81	6.0-12	1.5-5	5	0-0	2	1	1-0

Game-By-Game Stats

	GP-GS	Solo	Ast	Tot	TFL-Yds	Sack-Yds	QBH	INT-Yds	PBU	FF	FR-YDS
Eastern Kentucky	1-0	1	5	6	0.5-1	0-0	1	0-0	1	0	0-0
at Arizona State	1-1	1	4	5	1.0-4	1.0-4	0	0-0	0	0	0-0
Toledo	1-1	0	4	4	0.5-2	0-0	0	0-0	0	0	0-0
Florida	1-1	1	1	2	0-0	0-0	0	0-0	0	0	0-0
at Texas	1-1	2	3	5	0.5-1	0.5-1	0	0-0	0	0	0-0
at Georgia	1-1	2	0	2	1.0-2	0-0	0	0-0	1	0	0-0
Texas A&M	1-1	0	8	8	0.5-0	0-0	1	0-0	0	0	0-0
Arkansas	1-1	0	5	5	0.5-1	0-0	1	0-0	0	0	0-0
UMass	1-1	1	3	4	0.5-0	0-0	0	0-0	0	0	0-0
at Tennessee	1-1	0	4	4	0-0	0-0	0	0-0	0	0	0-0
Missouri	1-1	0	2	2	0-0	0-0	1	0-0	0	0	0-0
at Ole Miss	1-1	2	7	9	0-0	0-0	0	0-0	0	0	0-0
TOTALS	12-11	10	46	56	5.0-11	1.5-5	4	0-0	2	0	0-0

Season Highs

Tackles 9, at Ole Miss (11/29/2024)
Tackles For Loss 1.0, 2x, last at Georgia (10/12/2024)
Sacks 1.0, at Arizona State (09/07/2024)
QB Hurries 1, 4x, last vs. Missouri (11/23/2024)
Interceptions
Interception Return Yards
Pass Breakups 1, 2x, last at Georgia (10/12/2024)
Forced Fumbles 1, 2x, last vs. Texas A&M (10/19/2024)
Fumbles Recovered

Career Highs

Tackles 9, at Ole Miss (11/29/2024)
Tackles For Loss 1.0, 3x, last at Georgia (10/12/2024)
Sacks 1.0, at Arizona State (09/07/2024)
QB Hurries 1, 5x, last vs. Missouri (11/23/2024)
Interceptions
Interception Return Yards
Pass Breakups 1, 2x, last at Georgia (10/12/2024)
Forced Fumbles 1, vs. West Virginia (09/04/2021) *
Fumbles Recovered 1, at Florida Atlantic (09/17/2022) ^
*set at Maryland / ^ set at UCF

Quick Hits

- Started his career at Maryland in 2021 and then transferred to UCF in 2022 before spending the 2023 season at Hinds Community College
- Earned a redshirt at UCF
- Was an ESPN & On3 midseason All-American at Maryland in 2021
- Older brother Bradley played in the ACC Championship with Miami
- Nobody loves football more than Branden Jennings



90

KAI MCCLENDON
DL | 6-2 | 305 | Fr. | Gulfport, Miss.

X: kaimcclendon2 / IG: ap.kai

Career Stats

Season	GP-GS	Solo	Ast	Tot	TFL-Yds	Sack-Yds	QBH	INT-Yds	PBU	FF	FR-YDS
2024	12-5	6	24	30	2.0-7	0.5-3	0	0-0	0	0	0-0
TOTALS	12-5	6	24	30	2.0-7	0.5-3	0	0-0	0	0	0-0

Game-By-Game Stats

	GP-GS	Solo	Ast	Tot	TFL-Yds	Sack-Yds	QBH	INT-Yds	PBU	FF	FR-YDS
Eastern Kentucky	1-0	0	4	4	0-0	0-0	0	0-0	0	0	0-0
at Arizona State	1-0	0	2	2	0-0	0-0	0	0-0	0	0	0-0
Toledo	1-0	1	3	4	1.0-4	0-0	0	0-0	0	0	0-0
Florida	1-0	0	1	1	0-0	0-0	0	0-0	0	0	0-0
at Texas	1-0	2	0	2	0-0	0-0	0	0-0	0	0	0-0
at Georgia	1-0	1	0	1	0-0	0-0	0	0-0	0	0	0-0
Texas A&M	1-0	0	4	4	0-0	0-0	0	0-0	0	0	0-0
Arkansas	1-1	0	1	1	0-0	0-0	0	0-0	0	0	0-0
UMass	1-1	0	3	3	0.5-3	0.5-3	0	0-0	0	0	0-0
at Tennessee	1-1	2	2	4	0-0	0-0	0	0-0	0	0	0-0
Missouri	1-1	0	3	3	0-0	0-0	0	0-0	0	0	0-0
at Ole Miss	1-1	0	1	1	0.5-0	0-0	0	0-0	0	0	0-0
TOTALS	12-5	6	24	30	2.0-7	0.5-3	0	0-0	0	0	0-0

Season Highs

Tackles 4, 4x, last at Tennessee (11/09/2024)
Tackles For Loss 1.0, vs. Toledo (09/14/2024)
Sacks 0.5, vs. UMass (11/02/2024)
QB Hurries
Interceptions
Interception Return Yards
Pass Breakups
Forced Fumbles
Fumbles Recovered

Quick Hits

- Was raised in Brooklyn, N.Y. and moved back to Mississippi in high school
- When he started playing football at age 10, he was a running back
- Played in the Mississippi vs. Alabama All-Star Game
- Recorded 63 tackles, including eight tackles for loss, three sacks and a forced fumble during his senior year of high school
- Had 49 solo tackles in 2023
- In 28 career high school games, he had 121 tackles and eight sacks

SELECT DEFENSIVE PLAYER NOTES



98

ASHUN SHEPPHARD
DL | 6-3 | 280 | Jr. | Brandon, Miss. | East Miss. CC

X: AshunSheppard

Career Stats

Season	GP-GS	Solo	Ast	Tot	TFL-Yds	Sack-Yds	QBH	INT-Yds	PBU	FF	FR-YDS
2024	12-1	2	23	25	1.5-4	0.5-3	0	0-0	0	0	0-0
TOTALS	12-1	2	23	25	1.5-4	0.5-3	0	0-0	0	0	0-0

Game-By-Game Stats

	GP-GS	Solo	Ast	Tot	TFL-Yds	Sack-Yds	QBH	INT-Yds	PBU	FF	FR-YDS
Eastern Kentucky	1-0	0	3	3	0.5-3	0.5-3	0	0-0	0	0	0-0
at Arizona State	1-0	0	1	1	0-0	0-0	0	0-0	0	0	0-0
Toledo	1-0	0	1	1	0-0	0-0	0	0-0	0	0	0-0
Florida	1-0	0	4	4	0.5-0	0-0	0	0-0	0	0	0-0
at Texas	1-0	1	2	3	0-0	0-0	0	0-0	0	0	0-0
at Georgia	1-0	0	0	0	0-0	0-0	0	0-0	0	0	0-0
Texas A&M	1-0	1	0	1	0-0	0-0	0	0-0	0	0	0-0
Arkansas	1-0	0	3	3	0-0	0-0	0	0-0	0	0	0-0
UMass	1-1	0	3	3	0.5-1	0-0	0	0-0	0	0	0-0
at Tennessee	1-0	0	1	1	0-0	0-0	0	0-0	0	0	0-0
Missouri	1-0	0	2	2	0-0	0-0	0	0-0	0	0	0-0
at Ole Miss	1-0	0	3	3	0-0	0-0	0	0-0	0	0	0-0
TOTALS	12-1	2	23	25	1.5-4	0.5-3	0	0-0	0	0	0-0

Season Highs

Tackles	4, vs. Florida (09/21/2024)
Tackles For Loss	0.5, 3x, last vs. UMass (11/02/2024)
Sacks	0.5, vs. Eastern Kentucky (08/31/2024)
QB Hurries	
Interceptions	
Interception Return Yards	
Pass Breakups	
Forced Fumbles	
Fumbles Recovered	

Quick Hits

- Spent two seasons at East Mississippi Community College (2022-23)
- Helped guide EMCC to the 2023 NJCAA National Championship Game
- Was ranked as the No. 11 JUCO defensive lineman in the country

SELECT SPECIALIST PLAYER NOTES



80 KYLE FERRIE
K | 6-1 | 205 | So. | Searcy, Ark.
X: ferrie_kyle / IG: kyle__ferrie

Career Stats

Season	GP	FGM	FIELD GOALS / EXTRA POINTS					XPA	NO	KICKOFFS			TB	OB
			FGA	PCT	LNG	BLK	XPM			YDS	AVG			
2023	12	16	22	.730	49	1	27	27	5	215	43.0	0	0	
2024	12	10	12	.833	47	0	38	39	0	0	0.0	0	0	
TOTALS	24	26	34	.765	49	1	65	66	5	215	43.0	0	0	

Game-By-Game Stats

Season	GP	FGM	FIELD GOALS / EXTRA POINTS					XPA	NO	KICKOFFS			TB	OB
			FGA	PCT	LNG	BLK	XPM			YDS	AVG			
Eastern Kentucky	1	0	1	.000	0	0	8	8	0	0	0.0	0	0	
at Arizona State	1	1	1	1.000	32	0	2	3	0	0	0.0	0	0	
Toledo	1	1	1	1.000	23	0	2	2	0	0	0.0	0	0	
Florida	1	0	0	.000	0	0	4	4	0	0	0.0	0	0	
at Texas	1	2	2	1.000	45	0	1	1	0	0	0.0	0	0	
at Georgia	1	1	1	1.000	47	0	4	4	0	0	0.0	0	0	
Texas A&M	1	1	1	1.000	24	0	3	3	0	0	0.0	0	0	
Arkansas	1	1	2	.500	36	0	2	2	0	0	0.0	0	0	
UMass	1	1	1	1.000	24	0	6	6	0	0	0.0	0	0	
at Tennessee	1	0	0	0.000	0	0	2	2	0	0	0.0	0	0	
Missouri	1	2	2	1.000	38	0	2	2	0	0	0.0	0	0	
at Ole Miss	1	0	0	.000	0	0	2	2	0	0	0.0	0	0	
TOTALS	12	10	12	.833	47	0	38	39	0	0	0.0	0	0	

Season Highs

Field Goals Made 2, 2x, last vs. Missouri (11/23/2024)
Field Goals Attempted..... 2, 3x last vs. Missouri (11/23/2024)
Longest Field Goal 47 yards, at Georgia (10/12/2024)
PAT Tries..... 8, vs. Eastern Kentucky (08/31/2024)
PAT Tries Made 8, vs. Eastern Kentucky (08/31/2024)

Career Highs

Field Goals Made 4, vs. Southern Miss (11/18/2023)
Field Goals Attempted..... 4, vs. Southern Miss (11/18/2023)
Longest Field Goal 49 yards, 2x, last at South Carolina (09/23/2023)
PAT Tries..... 8, vs. Eastern Kentucky (08/31/2024)
PAT Tries Made 8, vs. Eastern Kentucky (08/31/2024)

Quick Hits

- Was named the SEC Freshman of the Week twice in 2023
- Became the first true freshman to score Mississippi State's first points of the season since Chad Bumphis did it vs. Jackson State in 2009. Ferrie's first points came on a 47-yard field goal in the first quarter against SE Louisiana on Sept. 2, 2023
- Four career games with 2+ made field goals
- One of four true freshmen in 2023 to play all 12 games (Seth Davis, Creed Whittemore, Isaac Smith)



82 NICK BARR-MIRA
K/P | 6-0 | 185 | Sr. | Palos Verdes, Calif. | UCLA
X: nickbarrmira / IG: nickbarrmira

Career Stats

Season	GP	FGM	FIELD GOALS / EXTRA POINTS					XPM	NO	PUNTING			TB	I20
			FGA	PCT	LNG	BLK	XPA			YDS	AVG			
2020 (UCLA)	7	6	7	.857	44	0	30	31	0	0	0	0	0	
2021 (UCLA)	12	14	21	.667	48	0	52	54	0	0	0	0	0	
2022 (UCLA)	13	15	21	.714	49	1	61	61	25	1,063	42.5	0	8	
2023	8	1	1	1.000	49	0	2	2	0	0	0	0	0	
2024	12	0	0	0.000	0	0	0	0	44	1,971	44.8	0	17	
TOTALS	52	36	50	.720	49	1	145	148	69	3,034	43.9	0	25	

Game-By-Game Stats

Season	GP	FGM	FIELD GOALS / EXTRA POINTS					XPM	NO	PUNTING			TB	I20
			FGA	PCT	LNG	BLK	XPA			YDS	AVG			
Eastern Kentucky	1	0	0	0.000	0	0	0	0	2	96	48.0	0	2	
at Arizona State	1	0	0	0.000	0	0	0	0	3	138	46.0	0	0	
Toledo	1	0	0	0.000	0	0	0	0	4	198	49.5	0	0	
Florida	1	0	0	0.000	0	0	0	0	5	201	40.2	0	2	
at Texas	1	0	0	0.000	0	0	0	0	4	194	48.5	0	1	
at Georgia	1	0	0	0.000	0	0	0	0	5	223	44.6	0	3	
Texas A&M	1	0	0	0.000	0	0	0	0	3	122	40.7	0	3	
Arkansas	1	0	0	0.000	0	0	0	0	0	0	0.0	0	0	
UMass	1	0	0	0.000	0	0	0	0	2	89	44.5	0	0	
at Tennessee	1	0	0	0.000	0	0	0	0	7	301	43.0	0	0	
Missouri	1	0	0	0.000	0	0	0	0	3	148	46.0	0	2	
at Ole Miss	1	0	0	0.000	0	0	0	0	6	261	43.5	0	4	
TOTALS	12	0	0	0.000	0	0	0	0	44	1,971	44.8	0	17	

Season Highs

Field Goals Made
Field Goals Attempted.....
Longest Field Goal
PAT Tries.....
PAT Tries Made
Punts 7, at Tennessee (11/09/2024)
Punt Yards 301, at Tennessee (11/09/2024)
Longest Punt 60 yards, at Texas (09/28/2024)

Career Highs

Field Goals Made 4, vs. South Alabama (09/17/2023) *
Field Goals Attempted..... 4, 2x, last vs. South Alabama (09/17/2023) *
Longest Field Goal 49 yards, 2x, last vs. Western Michigan (10/07/2023)
PAT Tries..... 8, at USC (11/20/2021) *
PAT Tries Made 8, at USC (11/20/2021) *
Punts 7, at Tennessee (11/09/2024)
Punt Yards 301, at Tennessee (11/09/2024)
Longest Punt 60 yards, at Texas (09/28/2024)
* Set at UCLA

Quick Hits

- Played 32 career games at UCLA
- Has kicked a 49-yard field goal at both UCLA and Mississippi State (Career-long)
- One of four guys on the roster that have played in 40 or more career games entering the 2024 season (Zach Haynes, Montre Miller, Jaden Walley)
- Has made 81 consecutive PATs dating back Nov. 13, 2021
- Recored the longest punt pf his career (60 yards) at Texas on Sep. 28, 2024

ALPHABETICAL ROSTER		
No.	Name	Pos.
1	Akharaiyi, Kelly	WR
15	Albert, Kobi	S
91	Anderson, Deonte	DL
10	Ball, Cameron	TE
84	Ball, Justin	TE
32	Bargains, Nicholas	CB
82	Barr-Mira, Nick	K
89	Beard, Luke	LS
22	Bingley-Jones, Kedrick	DL
7	Blanton, Stone	LB
72	Boone, Canon	OL
21	Booth, Davon	RB
4	Brumfield, DeAgo	CB
35	Bufford, Javaris	RB
5	Burnside, Brayton	WR
24	Cannon, Elijah	CB
85	Cheatham, Thomas	WR
94	Clark, Corey	DL
0	Clark, Fred	LB
3	Coleman Jr., Kevin	WR
11	Cooper, Ty	LB
7	Craver, Mario	WR
20	Daniels, Johnnie	RB
23	Davis, Seth	RB
56	Davis, Wesley	OL
35	Dinkins, Calvin	DL
10	Ellington, Corey	S
53	Ellis, Malik	OL
80	Ferrie, Kyle	K
22	Gayten, Xavier	RB
31	Gilmore, Javae	LB
43	Hammond, Hayes	LS
81	Harmon, Antonio	WR
4	Harrell, JJ	WR
49	Hauck, Marlon	K
83	Haynes, Zach	P
46	Head Jr., Joseph	DL
68	Henderson, Bailey	OL
97	Hibbler Jr., Terrance	DL
50	Hinton, TB	LB
14	Hudson, Trent	WR
48	Ingram, Charlie	LS
52	Jackson, Grant	OL
75	Jackson, Jacoby	OL
44	Jennings, Branden	LB
29	Johnson, Jatavious	S
9	Johnson, Ricky	WR
28	Johnson, Tanner	S
32	Johnson, Wykece	RB
1	Jones, Kelley	CB
13	Jones, Raydarius	CB
27	Keys Jr., Chris	S
45	Knight, Josaiah	LB
80	Kolka, Kade	WR
8	Kpaka, Sulaiman	DL
79	LaHue, Jakson	OL
3	Lanier, Brylan	S
86	Lauderdale, Nick	TE

NUMERICAL ROSTER									
No.	Name	Pos.	Ht.	Wt.	Cl.	Exp.	Hometown (Previous School)		
0	Fred Clark	LB	6-2	235	Fr.	HS	Kilmichael, Miss. / Winona HS		
0	Michael Van Buren Jr.	QB	6-1	200	Fr.	HS	Bowie, Md. / St. Frances Academy		
1	Kelly Akharaiyi	WR	6-1	200	Sr.*	TR	Irving, Texas / MacArthur HS (UTEP)		
1	Kelley Jones	CB	6-4	195	R-Fr.	RS	Clarksdale, Miss. / Clarksdale HS		
2	Blake Shapen	QB	6-1	210	Sr.*	TR	Shreveport, La. / Evangel Christian Academy (Baylor)		
2	Isaac Smith	S	6-0	205	So.	1L	Fulton, Miss. / Itawamba Agricultural HS		
3	Kevin Coleman Jr.	WR	5-11	180	Jr.	TR	St. Louis, Mo. / St. Mary's HS (Louisville)		
3	Brylan Lanier	S	6-1	190	Jr.*	TR	Tuscaloosa, Ala. / Paul W. Bryant HS (East Mississippi CC)		
4	DeAgo Brumfield	CB	6-0	190	Sr.	TR	Cincinnati, Ohio / La Salle HS (Memphis)		
4	JJ Harrell	WR	6-1	195	Fr.	HS	Sardis, Miss. / North Panola HS		
5	Braylon Burnside	WR	6-0	200	Fr.	HS	Starkville, Miss. / Starkville HS		
5	John Lewis	LB	6-3	240	Jr.*	2L	Canton, Miss. / Germantown HS		
6	Jordan Mosley	WR	6-0	195	Jr.*	1L	Mobile, Ala. / McGill Toolen HS (Northwestern)		
6	Traveon Wright	CB	6-0	180	R-Fr.	TR	Perry, Ga. / Perry HS (Memphis)		
7	Stone Blanton	LB	6-2	230	Jr.	TR	Jackson, Miss. / Madison-Ridgeland Academy (South Carolina)		
7	Mario Craver	WR	5-10	170	Fr.	HS	Birmingham, Ala. / Clay-Chalkville HS		
8	Sulaiman Kpaka	DL	6-3	300	Sr.*	TR	Grand Prairie, Texas / Grand Prairie HS (Purdue)		
8	Creed Whittemore	WR	5-11	185	So.	1L	Gainesville, Fla. / F.W. Buchholz HS		
9	Ricky Johnson	WR	6-2	185	Fr.	HS	Warner Robins, Ga. / Houston County HS		
9	De'Monte Russell	DL	6-4	285	Sr.*	4L	Jackson, Miss. / Provine HS		
10	Cameron Ball	TE	6-6	250	So.*	TR	Glenn Dale, Md. / Gonzaga College HS (Buffalo)		
10	Corey Ellington	S	6-3	200	Sr.	3L	Lexington, Miss. / Holmes County Central HS		
11	Ty Cooper	LB	6-4	245	Jr.*	1L	Louisville, Miss. / Louisville HS		
11	Jaden Walley	WR	6-0	190	Sr.*	4L	D'Iberville, Miss. / D'Iberville HS		
12	Tyler Woodard	S	6-2	200	Jr.	JC	Memphis, Tenn. / Freedom Prep Academy (East Mississippi CC)		
13	Raydarius Jones	CB	6-2	180	Sr.*	SQ	Horn Lake, Miss. / Horn Lake HS (LSU)		
13	Sanfrisco Magee	WR	6-2	200	Fr.	HS	McComb, Miss. / McComb HS		
14	Trent Hudson	WR	6-3	180	Sr.	TR	Killeen, Texas / Shoemaker HS (New Mexico State)		
14	Brice Pollock	CB	6-1	190	So.	1L	Snellville, Ga. / Shiloh HS		
15	Kobi Albert	S	5-11	180	R-So.	RS	Fairfield, Ala. / Fairfield Prep HS (Kentucky)		
15	Jake Weir	QB	6-2	210	Jr.*	SQ	Tupelo, Miss. / Tupelo HS		
16	Chris Parson	QB	6-1	215	R-Fr.	RS	Brentwood, Tenn. / Ravenwood HS		
16	Zakari Tillman	LB	6-2	225	So.	1L	Florence, Miss. / Florence HS		
17	Jordan Morant	S	6-0	210	Sr.*	2L	Parsippany, N.J. / Bergen Catholic HS (Michigan)		
18	Khamauri Rogers	CB	6-0	180	So.*	SQ	Madison, Miss. / Holmes County Central HS (Miami)		
18	Seydou Traore	TE	6-4	235	R-Jr.	RS	London, England / Clearwater Academy International (Arkansas State)		
19	Cyrus Reyes	S	6-1	200	Fr.	HS	Katy, Texas / Taylor HS		
20	Johnnie Daniels	RB	5-10	200	Jr.	JC	Crystal Springs, Miss. / Crystal Springs HS (Copiah-Lincoln CC)		
20	Montre Miller	CB	5-11	190	Sr.*	TR	Blythewood, S.C. / Westwood HS (West Virginia)		
21	Davon Booth	RB	5-10	205	Sr.*	TR	North Las Vegas, Nev. / El Monte (CA) HS (Utah State)		
21	Hunter Washington	S	5-11	190	Jr.*	2L	Katy, Texas / Katy HS (Florida State)		
22	Kedrick Bingley-Jones	DL	6-4	310	Jr.*	TR	Concord, N.C. / Providence Day HS (North Carolina)		
22	Xavier Gayten	RB	6-0	190	Fr.	HS	Brookhaven, Miss. / Brookhaven HS		
23	Seth Davis	RB	5-7	190	So.	1L	Katy, Texas / Katy HS		
23	Trevion Williams	DL	6-4	295	Fr.*	1L	Crystal Springs, Miss. / Crystal Springs HS		
24	Elijah Cannon	CB	6-0	180	Fr.	HS	Coconut Creek, Fla. / Coconut Creek HS		
24	Keyvone Lee	RB	6-0	225	Sr.*	SQ	St. Petersburg, Fla. / American Collegiate Academy (Penn State)		
25	Marcus Ross	LB	6-2	230	Jr.	JC	New Hebron, Miss. / Jefferson Davis County HS (East Mississippi CC)		
26	JP Purvis	LB	6-1	245	Sr.*	3L	Pelahatchie, Miss. / Pelahatchie Attendance Center		
27	Chris Keys Jr.	S	6-0	190	Jr.*	1L	Collins, Miss. / Collins HS (Indiana)		
28	Tanner Johnson	S	6-0	185	So.*	SQ	Kyle, Texas / Lehman HS		
29	Jatavious Johnson	S	6-2	190	Fr.	HS	Hooks, Texas / Hooks HS		
30	Vic Sutton	S	6-3	215	R-Fr.	RS	Madison, Miss. / Madison Central HS		
31	Javae Gilmore	LB	6-4	235	So.*	SQ	Amite, La. / Amite HS		
32	Nicholas Bargains	CB	5-9	170	So.*	SQ	Allen, Texas / Allen HS		
32	Wykece Johnson	RB	6-0	220	R-Jr.	RS	Lexington, Miss. / Central Holmes Christian (Holmes CC)		
33	Michael Robinson	LB	6-2	235	Jr.*	SQ	Vicksburg, Miss. / St. Aloysius		
35	Javaris Bufford	RB	5-11	185	Jr.*	SQ	Charlotte, N.C. / Charlotte Latin School		
35	Calvin Dinkins	DL	6-2	315	So.*	SQ	Lake, Miss. / Lake HS		
36	Donterry Russell	LB	6-4	225	So.*	1L	Jackson, Miss. / Provine HS		
38	Brinston Williams	RB	6-2	225	So.*	SQ	Suwanee, Ga. / North Gwinnett HS		
39	Josh Washington	TE	6-5	260	R-Fr.	RS	Harvey, La. / Jesuit HS		
40	Nic Mitchell	LB	6-2	230	Jr.*	2L	Jacksonville, Fla. / Mandarin HS		
42	Sam Paxton	TE	6-3	240	Jr.*	SQ	Newellton, La. / Tensas Academy		
43	Hayes Hammond	LS	5-10	195	Sr.*	3L	Tupelo, Miss. / Tupelo HS		

NUMERICAL ROSTER							Hometown (Previous School)						
No.	Name	Pos.	Ht.	Wt.	CL	Exp.							
44	Branden Jennings	LB	6-3	240	Jr.*	JC	Jacksonville, Fla. / Sandalwood HS (Hinds CC)						
45	Josaiah Knight	LB	6-3	230	Fr.	HS	Tallahassee, Fla. / Gadsden County HS						
46	Joseph Head Jr.	DL	6-4	240	R-Fr.	RS	Lexington, Miss. / Holmes County Central HS						
47	Semaj Parker	TE	6-3	198	So.	TR	Kingsland, Ga. / Camden County HS (Livingstone)						
47	William Wilkinson	K	6-2	185	Fr.	HS	Oxford, Miss. / Oxford HS						
48	Charlie Ingram	LS	5-11	215	Fr.	HS	Vestavia Hills, Ala. / Vestavia Hills HS						
49	Marlon Hauck	K	6-3	195	So.*	SQ	Phoenix, Ariz. / Desert Vista HS (Southern Illinois)						
50	TB Hinton	LB	6-3	235	R-Fr.	RS	Hattiesburg, Miss. / Hattiesburg HS						
51	Luke Work	OL	6-6	305	Fr.	HS	Somerville, Tenn. / Lausanne Collegiate School						
52	Grant Jackson	OL	6-6	325	Sr.*	3L	Brookhaven, Miss. / West Lincoln HS						
53	Malik Ellis	OL	6-5	285	So.	1L	Laurel, Miss. / Laurel HS						
56	Wesley Davis	OL	6-4	300	So.*	SQ	Collierville, Tenn. / Briarcrest Christian HS						
58	TJ Lockhart	OL	6-5	380	Fr.	HS	Kilmichael, Miss. / Winona HS						
59	Alex Lopez	OL	6-6	275	Fr.	HS	Cleveland, Miss. / Bayou Academy						
61	Karsten Upchurch	OL	6-5	290	Jr.	JC	Sturgis, Miss. / Starkville HS (East Mississippi CC)						
66	Makylan Pounders	OL	6-5	310	Jr.*	TR	Byhalia, Miss. / Byhalia HS (Memphis)						
67	Ethan Miner	OL	6-2	305	Sr.*	TR	West Hartford, C.T. / Kingswood-Oxford HS (North Texas)						
68	Bailey Henderson	OL	6-3	275	R-Jr.	SQ	Southaven, Miss. / Whitehaven HS						
72	Canon Boone	OL	6-4	315	Jr.*	SQ	Kemah, Texas / Dickinson HS						
74	Jimothy Lewis Jr.	OL	6-6	310	Fr.	HS	Ridgeland, Miss. / IMG Academy						
75	Jacoby Jackson	OL	6-6	320	Jr.*	TR	Arlington, Texas / Mansfield Summit HS (Texas Tech)						
76	Albert Reese IV	OL	6-7	330	Jr.*	3L	Edmonton, Alberta / Clearwater Academy International						
77	Marlon Martinez	OL	6-5	320	Sr.*	TR	Fort Lauderdale, Fla. / St. Thomas Aquinas HS (LSU)						
78	Amari Smith	OL	6-7	325	R-Fr.	RS	Brookhaven, Miss. / Brookhaven HS						
79	Jakson LaHue	OL	6-5	320	So.*	SQ	Azle, Texas / Azle HS						
80	Kyle Ferrie	K	6-1	205	So.	1L	Searcy, Ark. / Harding Academy						
80	Kade Kolka	WR	5-11	190	Sr.*	SQ	Tallahassee, Fla. / Lawton Chiles HS						
81	Antonio Harmon	WR	6-3	200	Jr.*	2L	Kosciusko, Miss. / Kosciusko HS						
82	Nick Barr-Mira	K	6-0	185	Sr.*	1L	Palos Verdes, Calif. / Loyola HS (UCLA)						
83	Zach Haynes	P	6-1	195	Sr.*	TR	Potosi, Mo. / Potosi HS (New Mexico State)						
83	Rayfield Lotten	TE	6-6	240	R-Fr.	RS	New Orleans, La. / Brother Martin HS						
84	Justin Ball	TE	6-6	250	Sr.*	TR	Glenn Dale, Md. / Gonzaga College HS (Vanderbilt)						
85	Thomas Cheatham	WR	6-3	190	Jr.*	SQ	Philadelphia, Miss. / Leake Academy						
86	Nick Lauderdale	TE	6-3	225	Sr.*	SQ	Jackson, Miss. / Central Hinds Academy (Hinds CC)						
88	Ethan Pulliam	P	6-1	190	Fr.*	SQ	Starkville, Miss. / Starkville HS						
88	Jacorey Whitted	TE	6-6	265	Fr.	HS	McCalla, Ala. / Mcadory HS						
89	Luke Beard	LS	6-1	220	R-Fr.	RS	Ackerman, Miss. / Choctaw County HS						
90	Kai McClendon	DL	6-2	305	Fr.	HS	Gulfport, Miss. / Gulfport HS						
91	Deonte Anderson	DL	6-3	270	Jr.*	1L	Miami, Fla. / Fort Meade Senior HS						
94	Corey Clark	DL	6-4	310	Jr.	JC	Birmingham, Ala. / Minor HS (NE Mississippi CC)						
95	Gabe Moore	DL	6-4	290	R-Fr.	RS	Louisville, Miss. / Louisville HS						
96	Gavin Nelson	DL	6-5	285	So.*	SQ	Birmingham, Ala. / Oak Mountain HS						
97	Terrance Hibbler Jr.	DL	6-3	290	Fr.	HS	Lexington, Miss. / Holmes County Central HS						
98	Ashun Shepphard	DL	6-3	280	Jr.	JC	Brandon, Miss. / Brandon HS (East Mississippi CC)						

Class year represents their athletic year on the field during the 2024 season / * Previously used redshirt year

PRONUNCIATION GUIDE					
1	Kelly Akharaiyi	Uh-CAR-ee	18	Seydou Traore	Say-Do Try-or-A
3	Brylan Lanier	BRY-lynn Luh-near	20	Montre Miller	Mon-TRAY
8	Sulaiman Kpaka	SUE-luh-mon POCK-uh	21	Davon Booth	DUH-von
8	Creed Whittemore	Whit-uh-more	22	Kedrick Bingley-Jones	KEY-drick
9	De'Monte Russell	Duh-mon-tay	22	Xavier Gayten	EX-zay-vee-er Gay-Ten
13	Raydarius Jones	RAY-dare-E-us	24	Keyvone Lee	KEY-von
14	Brice Pollock	POE-lock	29	Jatavious Johnson	Juh-TAY-vee-us
15	Jake Weir	Ware	31	Javae Gilmore	Juh-VAY
16	Zakari Tillman	ZUH-car-E	32	Nicholas Bargains	Bar-gins
18	Khamauri Rogers	KUH-mar-E	32	Wykece Johnson	WHY-kEEs
45	Josaiah Knight	JOE-sigh-uh			
49	Marlon Hauck	Hawk			
66	Makylan Pounders	Muh-KY-lin			
82	Nick Barr-Mira	bar-MEER-uh			
85	Thomas Cheatham	CHEAT-um			
88	Ethan Pulliam	Pull-E-um			
88	Jacorey Whitted	WHIT-ed			
90	Kai McClendon	Ky			
98	Ashun Shepphard	A-Shun			

ALPHABETICAL ROSTER		
No.	Name	Pos.
24	Lee, Keyvone	RB
74	Lewis, Jimothy	OL
5	Lewis, John	LB
58	Lockhart, TJ	OL
59	Lopez, Alex	OL
83	Lotten, Rayfield	TE
13	Magee, Sanfrisco	WR
77	Martinez, Marlon	OL
90	McClendon, Kai	DL
20	Miller, Montre	CB
67	Miner, Ethan	OL
40	Mitchell, Nic	LB
95	Moore, Gabe	DL
17	Morant, Jordan	S
6	Mosley, Jordan	WR
96	Nelson, Gavin	DL
47	Parker, Semaj	TE
16	Parson, Chris	QB
42	Paxton, Samuel	TE
14	Pollock, Brice	CB
66	Pounders, Makylan	OL
88	Pulliam, Ethan	P
26	Purvis, JP	LB
76	Reese IV, Albert	OL
19	Reyes, Cyrus	S
33	Robinson, Michael	LB
18	Rogers, Khamauri	CB
25	Ross, Marcus	LB
9	Russell, De'Monte	DL
36	Russell, Donterry	LB
2	Shapen, Blake	QB
98	Shepphard, Ashun	DL
78	Smith, Amari	OL
2	Smith, Isaac	S
30	Sutton, Vic	S
16	Tillman, Zakari	LB
18	Traore, Seydou	TE
61	Upchurch, Karsten	OL
0	Van Buren Jr., Michael	QB
11	Walley, Jaden	WR
21	Washington, Hunter	S
39	Washington, Josh	TE
15	Weir, Jake	QB
88	Whitted, Jacorey	TE
8	Whittemore, Creed	WR
47	Wilkinson, William	K
38	Williams, Brinston	RB
23	Williams, Trevion	DL
12	Woodard, Tyler	S
51	Work, Luke	OL
6	Wright, Traveon	CB

GAME 1

Eastern Kentucky (0-1, 0-0 UAC)

Mississippi State (1-0, 0-0 SEC)

0 7 0 0

14 21 7 14

7

56

Aug. 31
Davis Wade Stadium
Starkville, Miss.
Attendance -48,724
TV - SEC Network +

TEAM STATS

	EKU	MSU
FIRST DOWNS	16	19
Rushing	5	9
Passing	11	9
Penalty	0	1
NET YARDS RUSHING	126	203
Rushing Attempts	38	35
Average Per Rush	3.3	5.8
Rushing Touchdowns	0	3
Yards Gained Rushing	153	217
Yards Lost Rushing	27	14
NET YARDS PASSING	169	247
Completions-Attempts-Int	22-38-1	15-22-0
Average Per Attempt	4.4	11.2
Average Per Completion	7.7	16.5
Passing Touchdowns	1	3
TOTAL OFFENSE YARDS	295	450
Total offense plays	76	57
Average Gain Per Play	3.9	7.9
Fumbles: Number-Lost	1-0	3-0
Penalties: Number-Yards	2-20	4-15
PUNTS-YARDS	8-304	2-97
KICKOFFS-YARDS	2-130	9-561
Punt returns: Number-Yards-TD	0-0-0	6-133-1
Kickoff returns: Number-Yds-TD	3-38-0	0-0-0
Interceptions: Number-Yds-TD	0-0-0	1-51-1
Fumble Returns: Number-Yds-TD	0-0-0	0-0-0
Possession Time	38:06	21:54
Third-Down Conversions	8-20	5-11
Fourth-Down Conversions	0-3	2-3
Red-Zone Scores-Chances	1-1	2-3
Sacks By: Number-Yards	1-7	2-10
PAT Kicks	1-1	8-8
Field Goals	0-0	0-1
Points off turnovers	0	7

GAME HIGHLIGHTS

• Mississippi State improved to 90-33-2 all-time in season openers. This was State's eighth straight season-opening victory.

• Head coach Jeff Lebby won his first career game as a head coach. Coach Lebby becomes the seventh straight MSU head coach to win their State debut.

• State extended its winning streak over FCS opponents to 19 consecutive wins, and by holding EKU to under 10 points, MSU has now held 11 opponents to under 10 points during this stretch.

• Jordan Mosley had a career-high 104 receiving yards in the game. He came into the game with 95 career receiving yards. Mosely's 104 yards are the 126th all-time 100-yard receiving game in program history.

• Elijah Cannon intercepted a pass and ran it back for a touchdown late in the fourth quarter. The pick was the first of his career and came in his first career game.

• In the fourth quarter JP Purvis blocked a punt and Mario Craver returned it for a touchdown, this marks the second straight year where Mississippi State has returned a blocked punt for a touchdown in the opening game.

• Kevin Coleman Jr. had 205 all-purpose yards. His 117 punt return yards were the most in a single game since at least 2020

MISSISSIPPI STATE

RUSHING	Att.	Gain	Lost	Net	TD	Long	Avg.	
B. Shapen	7	51	7	44	1	18	6.3	
C. Whittemore	1	41	0	41	1	41	41.0	
K. Lee	9	40	0	40	0	16	4.4	
D. Booth	8	39	0	39	1	15	4.9	
J. Daniels	5	22	1	21	0	11	4.2	
X. Gayten	3	17	1	16	0	12	5.3	
C. Parson	1	7	0	7	0	7	7.0	
PASSING	Com	Att	Int	Yds	TD	Long	Sacks	
B. Shapen	14	20	0	247	3	65	1	
C. Parson	0	2	0	0	0	0	0	
RECEIVING	No.	Yds.	TD	Long				
J. Mosley	5	104	1	65				
K. Coleman Jr.	5	88	1	25				
M. Craver	1	54	1	54				
C. Whittemore	1	3	0	3				
K. Lee	1	2	0	2				
J. Ball	1	2	0	2				
B. Burnside	1	-6	0	0				
LEADING TACKLERS	Solo	A	Total	Sacks-yds	TFL-yds			
I. Smith	5	6	11	0.0-0	0.0-0			
Z. Tillman	3	3	6	0.0-0	0.0-0			
B. Jennings	1	5	6	0.0-0	0.5-1			
B. Lanier	4	1	5	0.0-0	0.0-0			
S. Blanton	0	5	5	0.0-0	0.0-0			
PUNTING	No.	Yds.	Avg.	Long	I20	TB		
N. Barr-Mira	2	96	48.0	52	2	0		
FIELD GOALS	Att.	Made	Long					
K. Ferrie	1	0	--					
ALL RETURNS	Punts	Yds.	Lg.	Kickoffs	Yds.	Lg.	Intercepted	Lg.
K. Coleman	5	117	32	0	0	0	0	0
J. Purvis	1	16	16	0	0	0	0	0
E. Cannon	0	0	0	0	0	0	1	51

EASTERN KENTUCKY

RUSHING	Att.	Gain	Lost	Net	TD	Long	Avg.	
J. Carter	19	76	1	75	0	13	3.9	
B. Latham	14	73	2	71	0	16	5.1	
M. Morrissey	5	4	24	-20	0	4	-4.0	
PASSING	Com	Att	Int	Yds	TD	Long	Sacks	
M. Morrissey	22	38	1	169	1	21	2	
RECEIVING	No.	Yds.	TD	Long				
M. Calwise Jr.	5	45	0	13				
D. Stanley	4	33	0	19				
J. Dixon	3	21	0	16				
B. Johnson	2	31	0	21				
J. Carter	2	8	0	6				
R. Vann	1	9	1	9				
J. House	1	7	0	7				
J. West	1	5	0	5				
C. Schlachter	1	2	0	2				
B. Latham	1	2	0	2				
LEADING TACKLERS	Solo	A	Total	Sacks-yds	TFL-yds			
S. Robertson	4	6	10	0.0-0	0.0-0			
M. Marcellus	3	3	6	0.0-0	0.0-0			
J. Ward	2	4	6	0.0-0	0.0-0			
PUNTING	No.	Yds.	Avg.	Long	I20	TB		
J. Baker	7	304	43.4	52	1	0		
FIELD GOALS	Att.	Made	Long	Kicks				
-- None --								
ALL RETURNS	Punts			Kickoffs			Intercepted	
	No.	Yds.	Lg.	No.	Yds.	Lg.	No.	Yds.
B. Latham	0	0	0	2	38	20	0	0
B. Baptiste	0	0	0	1	0	0	0	0

SCORING SUMMARY

MSU-EKU

1st Quarter			
MSU	J. Mosley 65 yd pass from B. Shapen (Ferrie kick) 0:32		7-0
MSU	B. Shapen 4 yd rush (Ferrie kick) 1:04		14-0
2nd Quarter			
MSU	C. Whittemore 41 yd rush (Ferrie kick) 2:11		21-0
MSU	K. Coleman Jr. 23 yd pass from B. Shapen (Ferrie kick) 1:55		28-0
MSU	M. Craver 54 yd pass from B. Shapen (Ferrie kick) 0:13		35-0
EKU	R. Vann 9 yd pass from M. Morrissey (Nations kick) 3:13		35-7
3rd Quarter			
MSU	D. Booth 1 yd rush (Ferrie kick) 3:55		42-7
4th Quarter			
MSU	M. Craver 0 yd block punt return (Ferrie kick) 1:35		49-7
MSU	E. Cannon 51 yd interception return (Ferrie kick) 2:51		56-7

GAME 2

Mississippi State (1-1, 0-0 SEC)

Arizona State (2-0, 0-0 Big 12)

0 3 7 13
10 17 3 0

23
30

Sept. 7
Mountain America Stadium
Tempe, Ariz.
Attendance -45,504
TV - ESPN

TEAM STATS

	MSU	ASU
FIRST DOWNS	18	26
Rushing	4	23
Passing	12	3
Penalty	2	0
NET YARDS RUSHING	24	346
Rushing Attempts	27	57
Average Per Rush	0.9	6.1
Rushing Touchdowns	1	2
Yards Gained Rushing	64	364
Yards Lost Rushing	40	18
NET YARDS PASSING	286	69
Completions-Attempts-Int	18-28-0	10-20-0
Average Per Attempt	9.6	3.4
Average Per Completion	14.9	6.9
Passing Touchdowns	2	0
TOTAL OFFENSE YARDS	292	415
Total offense plays	55	77
Average Gain Per Play	5.3	5.4
Fumbles: Number-Lost	1-1	0-0
Penalties: Number-Yards	3-35	9-85
PUNTS-YARDS	3-138	3-119
KICKOFFS-YARDS	5-325	7-455
Punt returns: Number-Yards-TD	0-0-0	0-0-0
Kickoff returns: Number-Yds-TD	0-0-0	0-0-0
Interceptions: Number-Yds-TD	0-0-0	0-0-0
Fumble Returns: Number-Yds-TD	0-0-0	1-1-1
Possession Time	19:47	40:13
Third-Down Conversions	3-11	5-15
Fourth-Down Conversions	1-2	3-3
Red-Zone Scores-Chances	3-3	3-4
Sacks By: Number-Yards	1-4	3-17
PAT Kicks	2-3	3-3
Field Goals	1-1	3-3
Points off turnovers	0	7

SCORING SUMMARY

ASU-MSU

1st Quarter

ASU S. Leavitt 17 yd rush (Hershey kick) 4:11 7-0
ASU I. Hershey 27 yd FG, 6:17 10-0

2nd Quarter

MSU K. Ferrie 32 yd FG, 3:44 10-3
ASU I. Hershey 47 yd FG, 3:43 13-3
ASU C. Fite 1 yd fumble return (Hershey kick) 1:10 20-3
ASU S. Leavitt 1 yd rush (Hershey kick) 5:00 27-3

3rd Quarter

ASU I. Hershey 46 yd FG, 8:27 30-3
MSU K. Lee 6 yd rush (Ferrie kick) 4:04 30-10

4th Quarter

MSU D. Booth 15 yd pass from B. Shapen (Ferrie kick missed) 2:13 30-16
MSU K. Coleman Jr. 80 yd pass from B. Shapen (Ferrie kick) 0:13 30-23

GAME HIGHLIGHTS

- Mississippi State has scored in 46 consecutive games dating back to Oct. 21, 2020.
- Davon Booth's receiving touchdown in the fourth quarter was Booth's first career receiving touchdown
- Kevin Coleman Jr.'s 80-yard TD reception was the longest reception by a State player since Nov. 23, 2019 against Abilene Christian (Tommy Stevens to Kylin Hill that went 88 yards).
- With Coleman Jr.'s 103 receiving yards, this marks the first time since Dec. 12 (Jaden Walley, 129) & Dec. 19 (Jaden Walley, 100) of 2020 that State has had back-to-back games with a 100+ yard receiver. (Kevin Coleman Jr., 103 vs. ASU, and Jordan Mosley, 104 vs. ECU).
- State scored in just 13 seconds on Blake Shapen's 80-yard pass to Kevin Coleman Jr., this was the shortest scoring drive of the season, so far.
- Keyvone Lee's rushing touchdown in the third quarter was his first rushing score as a Bulldog and his first touchdown since 2022 when he was at Penn State
- The Bulldogs held Arizona State to 69 passing yards for the game, the lowest total passing yards allowed by the Bulldogs since they held ETSU to 43 on Nov. 19, 2022

Arizona State

RUSHING	Att.	Gain	Lost	Net	TD	Long	Avg.
C. Skattebo	33	262	0	262	0	39	7.9
S. Leavitt	11	72	4	68	2	17	6.2
D. Brooks	8	25	1	24	0	5	3.0
K. Brown	2	5	0	5	0	3	2.5

PASSING	Com	Att	Int	Yds	TD	Long	Sacks
S. Leavitt	10	20	0	69	0	21	1

RECEIVING	No.	Yds.	TD	Long
C. Skattebo	3	35	0	21
X. Guillory	2	14	0	13
J. Tyson	2	7	0	7
M. Stovall	1	9	0	9
M. Douglas	1	3	0	3
C. Metayer	1	1	0	1

LEADING TACKLERS	Solo	A	Total	Sacks-yds	TFL-yds
M. Rowser	4	6	10	0.0-0	0.5-1
S. Simmons	4	3	7	0.0-0	1.0-1
X. Alford	1	5	6	0.0-0	0.0-0
Z. Fiaseu	2	3	5	0.0-0	0.5-1
K. Elliott	2	3	5	1.0-5	1.0-5

PUNTING	No.	Yds.	Avg.	Long	I20	TB
K. Floyd	3	119	39.7	46	0	0

FIELD GOALS	Att.	Made	Long
I. Hershey	3	3	47

ALL RETURNS	Punts No.	Yds.	Lg.	Kickoffs No.	Yds.	Lg.	Intercepted No.	Yds.	Lg.
-- None --									

MISSISSIPPI STATE

RUSHING	Att.	Gain	Lost	Net	TD	Long	Avg.
K. Lee	9	35	0	35	1	7	3.9
K. Coleman Jr.	1	9	0	9	0	9	9.0
D. Booth	6	9	2	7	0	5	1.2
J. Daniels	3	2	1	1	0	1	0.3
B. Shapen	7	9	31	-22	7	7	-3.1

PASSING	Com	Att	Int	Yds	TD	Long	Sacks
B. Shapen	18	28	0	268	2	80	3

RECEIVING	No.	Yds.	TD	Long
K. Coleman Jr.	4	103	1	80
J. Mosley	4	58	0	27
S. Traore	3	33	0	12
D. Booth	2	23	1	15
M. Craver	2	22	0	12
K. Lee	2	11	0	12
K. Akharaiyi	1	18	0	18

LEADING TACKLERS	Solo	A	Total	Sacks-yds	TFL-yds
I. Smith	7	10	17	0.0-0	0.0-0
S. Blanton	3	5	8	0.0-0	0.0-0
B. Pollock	3	3	6	0.0-0	0.0-0
T. Williams	2	4	6	0.0-0	0.0-0
H. Washington	1	5	6	0.0-0	0.0-0
N. Mitchell	1	4	5	0.0-0	0.0-0
B. Jennings	1	4	5	1.0-4	1.0-4

PUNTING	No.	Yds.	Avg.	Long	I20	TB
N. Barr-Mira	3	138	46.0	51	0	0

FIELD GOALS	Att.	Made	Long
K. Ferrie	1	1	32

ALL RETURNS	Punts No.	Yds.	Lg.	Kickoffs No.	Yds.	Lg.	Intercepted No.	Yds.	Lg.
-- None --									

GAME 3

Toledo (3-0, 0-0 MAC)

Mississippi State (1-2, 0-0 SEC)

7 21 7 6

41

0 3 7 7

17

Sept. 14
Davis Wade Stadium
Starkville, Miss.
Attendance -47,412
TV - ESPN

TEAM STATS

	TOL	MSU
FIRST DOWNS	26	21
Rushing	9	6
Passing	14	14
Penalty	3	1
NET YARDS RUSHING	169	66
Rushing Attempts	45	27
Average Per Rush	3.8	2.4
Rushing Touchdowns	2	0
Yards Gained Rushing	178	92
Yards Lost Rushing	9	26
NET YARDS PASSING	285	319
Completions-Attempts-Int	23-28-0	28-40-1
Average Per Attempt	10.2	8.0
Average Per Completion	12.4	11.4
Passing Touchdowns	3	2
TOTAL OFFENSE YARDS	454	385
Total offense plays	73	67
Average Gain Per Play	6.2	5.7
Fumbles: Number-Lost	1-1	1-1
Penalties: Number-Yards	8-50	10-104
PUNTS-YARDS	2-76	4-198
KICKOFFS-YARDS	8-512	3-195
Punt returns: Number-Yds-TD	1-7-0	0-0-0
Kickoff returns: Number-Yds-TD	0-0-0	4-96-0
Interceptions: Number-Yds-TD	1-0-0	0-0-0
Fumble Returns: Number-Yds-TD	0-0-0	0-0-0
Possession Time	37:04	22:56
Third-Down Conversions	7-13	6-13
Fourth-Down Conversions	2-2	1-2
Red-Zone Scores-Chances	6-7	3-4
Sacks By: Number-Yards	5-26	0-0
PAT Kicks	5-5	2-2
Field Goals	2-2	1-1
Points off turnovers	0	7

GAME HIGHLIGHTS

- Mississippi State has scored in 47 consecutive games dating back to Oct. 21, 2020.
- Nine different receivers caught a pass for the Bulldogs, the most since October 7, 2023 against Western Michigan.
- Isaac Smith led the Bulldogs in tackles for the third straight game. He joins current Cleveland Brown linebacker Nathaniel Watson as the most recent Bulldog to achieve that feat. Watson most recently did it Nov. 11-23, 2023.
- Blake Shapen threw for 319-yards, the most he has thrown for in the Maroon & White. This is his sixth career 300+ passing yard game and his first at State. Shapen has now thrown for 200+ yards in 10 of his last 11 starts.
- Blake Shapen has thrown a touchdown pass in 14 straight games dating back to Nov. 19, 2022.
- Hayes Hammond has served as the team's long snapper in 29 straight games dating back to Nov. 25, 2021.
- Mario Craver hauled in a nine-yard touchdown reception from Blake Shapen in the third quarter. This was the second touchdown catch of Craver's career.

MISSISSIPPI STATE

RUSHING	Att.	Gain	Lost	Net	TD	Long	Avg.
J. Daniels	10	59	0	59	0	15	5.9
K. Lee	3	13	0	13	0	7	4.3
D. Booth	6	12	0	12	0	4	2.0
B. Shapen	8	8	26	-18	0	3	-2.2
PASSING	Com	Att	Int	Yds	TD	Long	Sacks
B. Shapen	28	39	1	319	2	45	5
RECEIVING	No.	Yds.	TD	Long			
K. Coleman Jr.	7	77	2	30			
S. Traore	5	40	0	14			
K. Akharaiyi	4	32	0	16			
J. Daniels	3	38	0	21			
M. Craver	2	54	1	45			
J. Ball	2	30	0	16			
D. Booth	2	1	0	2			
C. Whittemore	1	26	0	26			
LEADING TACKLERS	Solo	A	Total	Sacks-yds	TFL-yds		
I. Smith	5	10	15	0.0-0	0.0-0		
S. Blanton	1	9	10	0.0-0	0.0-0		
B. Lanier	3	6	9	0.0-0	0.0-0		
C. Keys Jr.	3	3	6	0.0-0	0.0-0		
J. Lewis	2	2	6	0.0-0	0.0-0		
J. Purvis	1	5	6	0.0-0	0.0-0		
T. Williams	0	6	6	0.0-0	0.5-2		
PUNTING	No.	Yds.	Avg.	Long	I20	TB	
N. Barr-Mira	4	198	49.5	54	0	0	
FIELD GOALS	Att.	Made	Long				
K. Ferrie	1	1	23				

ALL RETURNS	Punts	No.	Yds.	Lg.	Kickoffs	No.	Yds.	Lg.	Intercepted	No.	Yds.	Lg.
D. Booth	0	0	0	0	4	96	28	0	0	0	0	0

TOLEDO

RUSHING	Att.	Gain	Lost	Net	TD	Long	Avg.
W. Shaw III	16	62	0	62	1	11	3.9
T. Gleason	10	44	4	40	0	12	4.0
C. Walendzak	9	39	0	39	1	13	4.3
J. Stuart	9	31	5	26	0	12	2.9
T. Crosby	1	2	0	2	0	2	2.0
PASSING	Com	Att	Int	Yds	TD	Long	Sacks
T. Gleason	23	28	0	285	3	31	0
RECEIVING	No.	Yds.	TD	Long			
J. Vandeross III	7	73	1	24			
J. Newton	5	62	2	17			
A. Torres	3	34	0	16			
W. Shaw III	2	22	0	17			
C. Walendzak	2	13	0	10			
L. Stephens	1	31	0	31			
J. Stuart	1	27	0	27			
J. Stephens	1	17	0	17			
E. Holley	1	6	0	6			
LEADING TACKLERS	Solo	A	Total	Sacks-yds	TFL-yds		
M. Hook	4	8	12	0.0-0	0.0-0		
E. McNeil-Warren	3	7	10	0.0-0	0.0-0		
L. Dixon	4	5	9	1.0-0	1.0-0		
B. Awls	5	3	8	0.0-0	0.0-0		
D. Bolden	2	4	6	1.5-11	1.5-11		
J. Barrow	1	5	6	0.5-2	0.5-2		
N. Bowers	3	2	5	0.0-0	0.5-2		
D. Holt	2	3	5	0.0-0	0.0-0		
A. Smith	1	4	5	0.0-0	0.0-0		
PUNTING	No.	Yds.	Avg.	Long	I20	TB	
E. Duran	2	76	38.0	43	0	0	
FIELD GOALS	Att.	Made	Long				
D. Cunanan	2	2	41				

ALL RETURNS	Punts	No.	Yds.	Lg.	Kickoffs	No.	Yds.	Lg.	Intercepted	No.	Yds.	Lg.
B. Hammer	1	7	7	7	0	0	0	0	0	0	0	0
Avery Smith	0	0	0	0	0	0	0	0	1	0	0	0

SCORING SUMMARY

MSU-TOL

1st Quarter

TOL J. Vandeross III 4 yd pass from T. Gleason (Cunanan kick) 6:13 0-7

2nd Quarter

TOL J. Newton 6 yd pass from T. Gleason (Cunanan kick) 1:54 0-14

MSU K. Ferrie 23 yd FG, 3:43 3-14

TOL C. Walendzak 1 yd rush (Cunanan kick) 4:26 3-21

TOL W. Shaw III 10 yd rush (Cunanan kick) 2:22 3-28

3rd Quarter

TOL J. Newton 15 yd pass from T. Gleason (Cunanan kick) 1:56 3-35

MSU M. Craver 9 yd pass from B. Shapen (Ferrie kick) 4:18 10-35

4th Quarter

TOL D. Cunanan 41 yd FG, 8:20 10-38

MSU K. Coleman Jr. 1 yd pass from B. Shapen (Ferrie kick) 3:39 17-38

TOL D. Cunanan 23 yd FG, 4:58 17-41

GAME 4

Florida (2-2, 1-1 SEC)

Mississippi State (1-2, 0-1 SEC)

7 21 7 10

7 7 7 7

45

28

Sept. 21
Davis Wade Stadium
Starkville, Miss.
Attendance -49,655
TV - ESPN

TEAM STATS

	UF	MSU
FIRST DOWNS	27	31
Rushing	13	15
Passing	12	12
Penalty	2	4
NET YARDS RUSHING	226	240
Rushing Attempts	36	56
Average Per Rush	6.3	4.3
Rushing Touchdowns	3	3
Yards Gained Rushing	230	271
Yards Lost Rushing	4	31
NET YARDS PASSING	277	240
Completions-Attempts-Int	26-28-0	20-34-0
Average Per Attempt	9.9	7.1
Average Per Completion	10.7	12.0
Passing Touchdowns	3	1
TOTAL OFFENSE YARDS	503	480
Total offense plays	64	90
Average Gain Per Play	7.9	5.3
Fumbles: Number-Lost	2-1	3-1
Penalties: Number-Yards	6-54	8-70
PUNTS-YARDS	2-84	5-201
KICKOFFS-YARDS	8-520	4-260
Punt returns: Number-Yards-TD	1-35-0	1-0-0
Kickoff returns: Number-Yds-TD	1-0-0	2-57-0
Interceptions: Number-Yds-TD	0-0-0	0-0-0
Fumble Returns: Number-Yds-TD	0-0-0	0-0-0
Possession Time	27:36	32:24
Third-Down Conversions	6-9	11-20
Fourth-Down Conversions	0-0	2-3
Red-Zone Scores-Chances	5-5	4-6
Sacks By: Number-Yards	3-15	0-0
PAT Kicks	6-6	4-4
Field Goals	1-1	0-0
Points off turnovers	7	0

SCORING SUMMARY

MSU-UF

1st Quarter			
UF	A. Boardingham 3 yrd pass from G. Mertz (Smack kick) 6:17		0-7
MSU	D. Booth 1 yd rush (Ferrie kick) 3:09		7-7
2nd Quarter			
UF	M. Burke 20 yd pass from G. Mertz (Smack kick) 2:46		7-14
UF	H. Hansen 35 yd pass from G. Mertz (Smack kick) 0:34		7-21
UF	J. Jackson 10 yd rush (Smack kick) 2:59		7-28
MSU	B. Shapen 3 yd rush (Ferrie kick) 0:54		14-28
3rd Quarter			
MSU	J. Mosely 13 yd pass from B. Shapen (Ferrie kick) 6:43		21-28
UF	G. Mertz 1 yd rush (Smack kick) 3:01		21-35
4th Quarter			
UF	D. Lagway 6 yd rush (Smack kick) 5:49		21-42
MSU	J. Daniels 10 yd rush (Ferrie kick) 3:58		28-42
UF	T. Smack 47 yd FG, 1:50		28-45

GAME HIGHLIGHTS

- Mississippi State has scored in 48 consecutive games dating back to Oct. 21, 2020.
- The Bulldogs rushed for 115 yards in the first half, their most rushing yards in the opening half this season. The previous high was 107 vs. Eastern Kentucky (08/31/2024).
- Isaac Smith led State in tackles for the fourth straight game. He joins former Bulldog Jett Johnson as the most recent to achieve that feat. Johnson most recently did it Sept. 9-30, 2023.
- Mario Craver led the team in receiving yards, the first time a freshman has led the team in receiving yards in a game since Creed Whittemore against Southeastern Louisiana on September 2, 2023.
- Davon Booth capped off an eight-play Mississippi State drive with a rushing touchdown late in the first quarter. This was his second touchdown of the season and eighth of his career.
- Hayes Hammond has served as the team's long snapper in 30 straight games dating back to Nov. 25, 2021.
- Kelley Jones, Nic Mitchell, and Ashun Sheppard set career highs in tackles.

MISSISSIPPI STATE

RUSHING	Att.	Gain	Lost	Net	TD	Long	Avg.
J. Daniels	14	77	0	77	1	18	5.5
D. Booth	16	81	6	75	1	17	4.7
K. Lee	8	56	4	52	0	18	6.5
B. Shapen	12	42	10	32	1	8	2.7
K. Coleman Jr.	1	9	0	9	0	9	9.0
M. Van Buren Jr.	5	6	11	-5	0	5	-1.0

PASSING	Com	Att	Int	Yds	TD	Long	Sacks
B. Shapen	13	21	0	140	1	37	1
M. Van Buren Jr.	7	13	0	100	0	28	2

RECEIVING	No.	Yds.	TD	Long
K. Coleman Jr.	6	19	0	13
S. Traore	4	48	0	25
M. Craver	3	62	0	37
K. Akharaiyi	3	56	0	28
C. Whittemore	2	36	0	24
J. Mosley	2	19	1	13

LEADING TACKLERS	Solo	A	Total	Sacks-yds	TFL-yds
I. Smith	2	6	8	0.0-0	0.0-0
S. Blanton	1	7	8	0.0-0	0.0-0
B. Lanier	6	1	7	0.0-0	0.0-0
K. Jones	4	3	7	0.0-0	0.0-0
N. Mitchell	1	5	6	0.0-0	0.0-0
C. Ellington	1	4	5	0.0-0	0.0-0

PUNTING	No.	Yds.	Avg.	Long	I20	TB
N. Barr-Mira	5	201	40.2	55	2	0

FIELD GOALS	Att.	Made	Long
-- None --			

ALL RETURNS	Punts No.	Yds.	Lg.	Kickoffs No.	Yds.	Lg.	Intercepted No.	Yds.	Lg.
D. Booth	0	0	0	2	57	38	0	0	0
K. Coleman Jr.	1	0	0	0	0	0	0	0	0

FLORIDA

RUSHING	Att.	Gain	Lost	Net	TD	Long	Avg.
M. Johnson Jr.	15	71	3	68	0	12	4.5
J. Baugh	4	53	0	53	0	32	13.2
T. Webb	8	42	1	41	0	11	5.1
G. Mertz	3	24	0	24	1	16	8.0
D. Lagway	3	22	0	22	0	13	7.3
J. Jackson	3	18	0	18	1	10	6.0

PASSING	Com	Att	Int	Yds	TD	Long	Sacks
G. Mertz	19	21	0	201	3	35	0
D. Lagway	7	7	0	76	0	27	0

RECEIVING	No.	Yds.	TD	Long
A. Mizell	5	36	0	15
M. Burke	4	45	1	20
E. Badger	3	45	0	27
C. Dike	3	43	0	28
M. Johnson Jr.	3	22	0	12
T. Livingston	3	18	0	9
J. Jackson	2	27	0	15
H. Hansen	1	35	1	35
A. Boardingham	1	3	1	3
T. Abrams	1	3	0	3

LEADING TACKLERS	Solo	A	Total	Sacks-yds	TFL-yds
T. Bridges	5	5	10	0.0-0	0.0-0
C. Johnson	0	8	8	0.0-0	0.0-0
S. Denson	5	2	7	1.0-4	2.5-7
T. Searcy	2	5	7	0.0-0	0.0-0
G. Howard	2	5	7	0.0-0	0.0-0
K. Collins	1	6	7	0.5-1	0.5-1
J. Pyburn	2	4	6	0.0-0	1.0-4
S. James	2	3	5	0.0-0	0.5-2
G. Gumbs Jr.	1	4	5	0.5-0	0.5-0
B. Thornton	1	4	5	0.0-0	0.0-0
D. Douglas	0	5	5	0.0-0	0.0-0

PUNTING	No.	Yds.	Avg.	Long	I20	TB
J. Crawshaw	2	84	42.0	43	0	0

FIELD GOALS	Att.	Made	Long
T. Smack	1	1	47

ALL RETURNS	Punts No.	Yds.	Lg.	Kickoffs No.	Yds.	Lg.	Intercepted No.	Yds.	Lg.
C. Dike	1	35	0	0	0	0	0	0	0
M. Johnson Jr.	0	0	0	1	0	0	0	0	0

GAME 5

Mississippi State (1-4, 0-2 SEC)

No. 1/2 Texas (5-0, 1-0 SEC)

0 6 0 7
7 7 7 14

13
35

Sept. 28
DKR-Texas Memorial Stadium
Austin, Texas
Attendance - 101,388
TV - SECN

TEAM STATS

	MSU	TEX
FIRST DOWNS	19	21
Rushing	12	7
Passing	7	12
Penalty	0	2
NET YARDS RUSHING	150	198
Rushing Attempts	50	31
Average Per Rush	3.0	6.4
Rushing Touchdowns	1	3
Yards Gained Rushing	201	209
Yards Lost Rushing	51	11
NET YARDS PASSING	144	324
Completions-Attempts-Int	12-23-0	26-31-0
Average Per Attempt	6.3	10.5
Average Per Completion	12.0	12.5
Passing Touchdowns	0	2
TOTAL OFFENSE YARDS	294	522
Total offense plays	73	62
Average Gain Per Play	4.0	8.4
Fumbles: Number-Lost	3-1	2-2
Penalties: Number-Yards	9-75	8-65
PUNTS-YARDS	4-194	2-62
KICKOFFS-YARDS	4-232	6-384
Punt returns: Number-Yards-TD	0-0-0	1-20-0
Kickoff returns: Number-Yds-TD	0-0-0	0-0-0
Interceptions: Number-Yds-TD	0-0-0	0-0-0
Fumble Returns: Number-Yds-TD	0-0-0	0-0-0
Possession Time	34:57	25:03
Third-Down Conversions	8-17	5-9
Fourth-Down Conversions	1-3	0-1
Red-Zone Scores-Chances	2-2	3-4
Sacks By: Number-Yards	2-2	6-45
PAT Kicks	1-1	5-5
Field Goals	2-2	0-0
Points off turnovers	0	0

GAME HIGHLIGHTS

- Mississippi State has scored in 49 consecutive games dating back to Oct. 21, 2020.
- The Bulldogs rushed for 115 yards in the first half, tied for their most rushing yards in the opening half this season.
- Mississippi State is the first team all season to reach the red zone twice against Texas. Mississippi State scored ten points on two trips inside the red zone. No team has scored twice in the red zone against Texas this season.
- Michael Van Buren Jr. made his first career start, filling in for the injured Blake Shapen, who suffered a season-ending injury against Florida. Van Buren Jr. ran in a touchdown from 12 yards out in the fourth quarter. This was Van Buren Jr.'s first career touchdown.
- Mississippi State held Texas to its fewest points in the first half this season (14). The previous low was 24 against Michigan
- The Bulldogs recorded two sacks in the game (Blanton, Jennings, Williams and Tillman all had 0.5 sacks). It's the first time this season that State has had two or more sacks in a single game.

TEXAS

RUSHING	Att.	Gain	Lost	Net	TD	Long	Avg.
Q. Wisner	13	95	7	88	0	38	6.8
J. Blue	6	37	1	36	1	21	6.0
A. Manning	6	35	2	33	1	26	5.5
I. Bond	1	26	0	26	1	26	26.0
J. Gibson	4	16	0	16	0	6	4.0

PASSING	Com	Att	Int	Yds	TD	Long	Sacks
A. Manning	26	31	0	324	2	49	2

RECEIVING	No.	Yds.	TD	Long
I. Bond	5	74	0	27
M. Golden	5	52	0	22
G. Helm	5	23	0	9
D. Moore Jr.	4	103	2	49
R. Wingo	2	8	0	10
J. Cook II	1	31	0	31
Q. Wisner	1	12	0	12
J. Blue	1	10	0	10
J. Gibson	1	8	0	8
S. Bolden	1	3	0	3

LEADING TACKLERS	Solo	A	Total	Sacks-yds	TFL-yds
D. Gbenda	6	2	8	0.0-0	1.0-1
J. Guilbeau	5	3	8	0.0-0	0.0-0
C. Simmons	6	1	7	2.0-14	3.0-15
J. Barron	5	1	6	0.0-0	0.0-0
A. Hill Jr.	2	4	6	1.0-7	2.0-9
V. Broughton	4	1	5	1.0-8	1.0-8
A. Mukuba	3	2	5	0.0-0	0.0-0

PUNTING	No.	Yds.	Avg.	Long	I20	TB
M. Kern	1	40	40.0	40	0	0

FIELD GOALS	Att.	Made	Long
-- None --			

ALL RETURNS	Punts No.	Yds.	Lg.	Kickoffs No.	Yds.	Lg.	Intercepted No.	Yds.	Lg.
S. Bolden	1	20	20	0	0	0	0	0	0

MISSISSIPPI STATE

RUSHING	Att.	Gain	Lost	Net	TD	Long	Avg.
J. Daniels	15	78	3	75	0	17	5.0
D. Booth	18	60	1	59	0	8	3.3
C. Parson	4	20	0	20	0	10	5.0
M. Craver	1	10	0	10	0	10	10.0
M. Van Buren Jr.	12	33	47	-14	1	12	-1.2

PASSING	Com	Att	Int	Yds	TD	Long	Sacks
M. Van Buren Jr.	12	23	0	144	0	46	6

RECEIVING	No.	Yds.	TD	Long
K. Coleman Jr.	6	57	0	20
J. Ball	2	6	0	5
M. Craver	1	46	0	46
K. Akharaiyi	1	18	0	18
S. Traore	1	14	0	14
J. Daniels	1	3	0	3

LEADING TACKLERS	Solo	A	Total	Sacks-yds	TFL-yds
S. Blanton	4	6	10	0.5-0	1.0-2
N. Mitchell	4	3	7	0.0-0	1.0-2
B. Lanier	5	1	6	0.0-0	1.0-2
B. Pollock	4	2	6	0.0-0	0.0-0
C. Ellington	5	0	5	0.0-0	1.0-1
H. Washington	3	2	5	0.0-0	0.0-0
B. Jennings	2	3	5	0.5-1	0.5-1

PUNTING	No.	Yds.	Avg.	Long	I20	TB
N. Barr-Mira	4	194	48.5	60	1	0

FIELD GOALS	Att.	Made	Long
K. Ferrie	2	2	45

ALL RETURNS	Punts No.	Yds.	Lg.	Kickoffs No.	Yds.	Lg.	Intercepted No.	Yds.	Lg.
-- None --									

SCORING SUMMARY

TEX-MSU

1st Quarter		
TEX	J. Blue 1 yd rush (Auburn kick) 1:46	7-0
2nd Quarter		
MSU	K. Ferrie 45 yd FG, 3:11	7-3
MSU	K. Ferrie 32 yd FG, 5:34	7-6
TEX	I. Bond 49 yd pass from A. Manning (Auburn kick) 1:27	14-6
3rd Quarter		
TEX	A. Manning 1 yd rush (Auburn kick) 5:22	21-6
4th Quarter		
TEX	D. Moore Jr. 26 yd pass from A. Manning (Auburn kick) 3:08	28-6
MSU	M. Van Buren Jr. 12 yd rush (Ferrie kick) 3:18	28-13
TEX	I. Bond 26 yd rush (Auburn kick) 3:09	35-13

GAME 6

Mississippi State (1-5, 0-3 SEC)

No. 5/4 Georgia (5-1, 2-1 SEC)

3 7 14 7

10 17 7 7

31

41

Oct. 12
Sanford Stadium
Athens, Ga.
Attendance - 93,303
TV - SECN

TEAM STATS

	MSU	UGA
FIRST DOWNS	17	28
Rushing	3	6
Passing	11	21
Penalty	3	1
NET YARDS RUSHING	79	146
Rushing Attempts	26	29
Average Per Rush	3.0	5.0
Rushing Touchdowns	1	2
Yards Gained Rushing	87	155
Yards Lost Rushing	8	9
NET YARDS PASSING	306	459
Completions-Attempts-Int	20-37-1	36-48-2
Average Per Attempt	8.3	9.6
Average Per Completion	15.3	12.8
Passing Touchdowns	3	3
TOTAL OFFENSE YARDS	385	605
Total offense plays	63	77
Average Gain Per Play	6.1	7.9
Fumbles: Number-Lost	0-0	1-0
Penalties: Number-Yards	8-65	5-54
PUNTS-YARDS	5-223	1-36
KICKOFFS-YARDS	5-324	8-492
Punt returns: Number-Yards-TD	0-0-0	1-6-0
Kickoff returns: Number-Yds-TD	0-0-0	0-0-0
Interceptions: Number-Yds-TD	2-0-0	1-0-0
Fumble Returns: Number-Yds-TD	0-0-0	0-0-0
Possession Time	26:22	33:38
Third-Down Conversions	2-12	5-11
Fourth-Down Conversions	3-3	1-1
Red-Zone Scores-Chances	3-3	4-5
Sacks By: Number-Yards	0-0	0-0
PAT Kicks	4-4	5-5
Field Goals	1-1	2-3
Points off turnovers	10	0

SCORING SUMMARY

UGA-MSU

1st Quarter

MSU	K. Ferrie 47 yd FG, 1:24	0-3
UGA	P. Woodring 45 yd FG, 4:56	3-3
UGA	B. Robinson 5 yd rush (Woodring kick) 3:21	10-3

2nd Quarter

UGA	P. Woodring 32 yd FG, 5:22	13-3
MSU	K. Akharaiyi 24 yd pass from M. Van Buren Jr. (Ferrie kick) 2:05	13-10
UGA	D. Bell 31 yd pass from C. Beck (Woodring kick) 2:14	20-10
UGA	L. Luckie 1 yd pass from C. Beck (Woodring kick) 2:54	27-10

3rd Quarter

UGA	A. Smith 42 yd pass from C. Beck (Woodring kick) 1:12	34-10
MSU	J. Daniels 19 yd rush (Ferrie kick) 5:21	34-17
MSU	D. Booth 2 yd pass from M. Van Buren Jr (Ferrie kick) 3:56	34-24

4th Quarter

UGA	T. Etienne 1 yd rush (Woodring kick) 7:26	41-24
MSU	K. Akharaiyi 35 yd pass from M. Van Buren Jr. (Ferrie kick) 1:46	41-31

GAME HIGHLIGHTS

- Mississippi State has scored in 50 consecutive games dating back to Oct. 21, 2020.
- Playing #1 Texas and #5 Georgia in consecutive games marks the first time since 1971 that the State has played back-to-back games against teams ranked in the AP Top 5 (#4 Alabama & #5 Auburn).
- Michael Van Buren Jr. threw for 306 yards in just his second career start. This is the lowest number of starts made to record a 300-yard passing game for State since at least 2013.
- Mario Craver and Michael Van Buren Jr. connected on a 72-yard reception. It was the longest play of their careers and the second-longest play from scrimmage for Mississippi State this season. This was also the second-longest play from scrimmage Georgia has allowed all season.
- DeAgo Brumfield picked off a pass from Carson Beck in the endzone during the third quarter. It was Brumfield's first career interception.
- Brice Pollock earned his first career interception during the first quarter. The interception set up a Kyle Ferrie field goal to give Mississippi State a 3-0 lead.
- Since 2021, Mississippi State is one of only three teams in the country to score at least 31 points against Georgia in a game. The others are Alabama and Ohio State.

GEORGIA

RUSHING

	Att.	Gain	Lost	Net	TD	Long	Avg.
A. Evans III	1	52	0	52	0	52	52.0
N. Frazier	10	45	2	43	0	12	4.3
T. Etienne	11	38	3	35	1	10	3.2
B. Robinson	3	12	0	12	1	6	4.0
C. Beck	1	8	0	8	0	8	8.0

PASSING

	Com	Att	Int	Yds	TD	Long	Sacks
C. Beck	36	48	2	459	3	55	0

RECEIVING

	No.	Yds.	TD	Long
T. Etienne	6	35	0	14
A. Smith	5	134	1	55
D. Bell	5	82	1	31
D. Lovett	5	50	0	19
A. Evans III	4	41	0	18
L. Luckie	3	9	1	5
O. Delp	2	28	0	17
L. Humphreys	2	25	0	20
C. Jones	2	21	0	11
B. Yurosek	1	29	0	29
B. Robinson	1	5	0	5

LEADING TACKLERS

	Solo	A	Total	Sacks-yds	TFL-yds
M. Starks	7	0	7	0.0-0	0.0-0
D. Jackson	5	0	5	0.0-0	0.0-0
J. Walker	4	0	4	0.0-0	0.0-0
J. Agüero	3	1	4	0.0-0	0.0-0

PUNTING

	No.	Yds.	Avg.	Long	I20	TB
B. Thorson	1	36	36.0	36	1	0

FIELD GOALS

	Att.	Made	Long
P. Woodring	3	2	45

ALL RETURNS

	Punts No.	Yds.	Lg.	Kickoffs No.	Yds.	Lg.	Intercepted No.	Yds.	Lg.
A. Evans III	1	6	6	0	0	0	0	0	0
K. Bolden	0	0	0	0	0	0	1	0	0

MISSISSIPPI STATE

RUSHING

	Att.	Gain	Lost	Net	TD	Long	Avg.
D. Booth	10	33	1	32	0	18	3.2
J. Daniels	9	36	7	29	1	19	3.2
M. Van Buren Jr.	5	15	0	15	0	6	3.0
M. Craver	1	2	0	2	0	2	2.0
K. Coleman Jr.	1	1	0	1	0	1	1.0

PASSING

	Com	Att	Int	Yds	TD	Long	Sacks
M. Van Buren Jr.	20	37	1	306	3	72	0

RECEIVING

	No.	Yds.	TD	Long
K. Coleman Jr.	8	103	0	42
S. Traore	5	51	0	14
K. Akharaiyi	3	72	2	35
M. Craver	2	75	0	72
J. Mosley	1	3	0	3
D. Booth	1	2	1	2

LEADING TACKLERS

	Solo	A	Total	Sacks-yds	TFL-yds
S. Blanton	8	1	9	0.0-0	0.0-0
B. Lanier	6	0	6	0.0-0	1.0-3
C. Ellington	4	2	6	0.0-0	0.0-0
N. Mitchell	4	2	6	0.0-0	0.0-0
I. Smith	5	0	5	0.0-0	0.0-0

PUNTING

	No.	Yds.	Avg.	Long	I20	TB
N. Barr-Mira	5	223	44.6	56	3	0

FIELD GOALS

	Att.	Made	Long
K. Ferrie	1	1	47

ALL RETURNS

	Punts No.	Yds.	Lg.	Kickoffs No.	Yds.	Lg.	Intercepted No.	Yds.	Lg.
B. Pollock	0	0	0	0	0	0	1	0	0
D. Brumfield	0	0	0	0	0	0	1	0	0

GAME 7

No. 14/14 Texas A&M (6-1, 4-0 SEC)

Mississippi State (1-6, 0-4 SEC)

7 14 10 3

7 10 0 7

34

24

Oct. 19
Davis Wade Stadium
Starkville, Miss.
Attendance -50,127
TV - SECN

TEAM STATS

	TAMU	MSU
FIRST DOWNS	17	22
Rushing	4	6
Passing	11	13
Penalty	2	3
NET YARDS RUSHING	136	125
Rushing Attempts	37	36
Average Per Rush	3.7	3.5
Rushing Touchdowns	3	0
Yards Gained Rushing	138	163
Yards Lost Rushing	2	38
NET YARDS PASSING	217	242
Completions-Attempts-Int	15-25-2	22-41-1
Average Per Attempt	8.7	5.9
Average Per Completion	14.5	11.0
Passing Touchdowns	1	3
TOTAL OFFENSE YARDS	353	367
Total offense plays	62	77
Average Gain Per Play	5.7	4.8
Fumbles: Number-Lost	0-0	1-0
Penalties: Number-Yards	7-69	8-78
PUNTS-YARDS	2-85	3-122
KICKOFFS-YARDS	7-442	5-317
Punt returns: Number-Yards-TD	1-1-0	0-0-0
Kickoff returns: Number-Yds-TD	2-36-0	1-15-0
Interceptions: Number-Yds-TD	1-32-0	2-0-0
Fumble Returns: Number-Yds-TD	0-0-0	0-0-0
Possession Time	30:08	29:52
Third-Down Conversions	9-14	5-16
Fourth-Down Conversions	0-0	3-7
Red-Zone Scores-Chances	5-5	4-4
Sacks By: Number-Yards	3-21	0-0
PAT Kicks	4-4	3-3
Field Goals	2-2	1-1
Points off turnovers	7	7

GAME HIGHLIGHTS

- Mississippi State has scored in 51 consecutive games dating back to Oct. 21, 2020.
- Mississippi State welcomed home its 2014 team that was ranked #1 in the country and was the first-ever #1 ranked team in the inaugural College Football Playoff Poll on Oct. 28, 2014.
- State's 12-play, 92-yard scoring drive was their longest scoring drive of the season. The previous long was 80 yards at Georgia.
- Michael Van Buren Jr. has now thrown three touchdowns in back-to-back games, the first time a Bulldog has done so since Will Rogers threw three touchdowns against Texas A&M (October 1, 2022) and Arkansas (October 8, 2022).
- Isaac Smith led the Bulldogs with 13 tackles against Texas A&M. This is the fifth time this season he has led the Bulldogs in tackles.
- Hayes Hammond has served as the team's long snapper in 32 straight games dating back to Nov. 25, 2021.
- This is the first time State has recorded back-to-back games with an interception since Oct. 7, 2023 vs. Western Michigan and Oct. 21,2023 at Arkansas.
- Davon Booth finished with a season-high 79 rushing yards and a career-high 31 receiving yards.

MISSISSIPPI STATE

RUSHING	Att.	Gain	Lost	Net	TD	Long	Avg.
D. Booth	12	83	4	79	0	40	6.6
J. Daniels	13	53	3	50	0	25	3.8
X. Gayten	1	2	0	2	0	2	2.0
M. Van Buren Jr.	9	25	26	-1	0	8	-0.1
M. Craver	1	0	5	-5	0	0	-0.5
PASSING	Com	Att	Int	Yds	TD	Long	Sacks
M. Van Buren Jr.	22	41	1	242	3	38	3
RECEIVING	No.	Yds.	TD	Long			
K. Coleman Jr.	8	89	1	38			
M. Craver	5	42	1	13			
K. Akharaiyi	3	45	0	22			
S. Traore	3	38	0	15			
D. Booth	2	331	1	17			
J. Daniels	1	-3	0	0			
LEADING TACKLERS	Solo	A	Total	Sacks-yds	TFL-yds		
I. Smith	5	7	12	0.0-0	0.0-0		
N. Mitchell	2	8	10	0.0-0	0.0-0		
S. Blanton	0	9	9	0.0-0	0.0-0		
B. Jennings	0	8	8	0.0-0	0.0-0		
H. Washington	2	5	7	0.0-0	0.0-0		
PUNTING	No.	Yds.	Avg.	Long	I20	TB	
N. Barr-Mira	3	122	40.7	46	3	0	
FIELD GOALS	Att.	Made	Long				
K. Ferrie	1	1	24				
Punts	No.	Yds.	Lg.	Kickoffs	No.	Yds.	Lg.
D. Booth	0	0	0	1	15	15	0
H. Washington	0	0	0	0	0	0	0
Z. Tillman	0	0	0	0	0	0	0
Intercepted	No.	Yds.	Lg.				
D. Booth	0	0	0				
H. Washington	0	0	0				
Z. Tillman	0	0	0				

TEXAS A&M

RUSHING	Att.	Gain	Lost	Net	TD	Long	Avg.
L. Moss	17	65	0	65	2	9	3.8
A. Daniels	12	48	1	47	1	11	3.9
C. Weigman	3	14	0	14	0	9	4.7
J. Barber	2	6	0	6	0	5	3.0
E. Smith	2	5	0	5	0	4	2.5
PASSING	Com	Att	Int	Yds	TD	Long	Sacks
C. Weigman	15	25	2	217	1	58	0
RECEIVING	No.	Yds.	TD	Long			
J. Barber	6	92	0	58			
N. Thomas	2	37	1	20			
C. Allen	2	16	0	12			
T. Watson	1	26	0	26			
J. Walker	1	16	0	16			
A. Daniels	1	14	0	14			
L. Moss	1	11	0	11			
E. Smith	1	5	0	5			
LEADING TACKLERS	Solo	A	Total	Sacks-yds	TFL-yds		
T. York	3	9	12	0.5-3	1.5-6		
D. Brooks	3	6	9	0.0-0	0.0-0		
D. Sanford	7	0	7	0.0-0	1.0-5		
W. Lee III	6	0	6	0.0-0	0.0-0		
S. Turner	2	4	6	1.0-9	2.0-11		
S. Williams	2	4	6	0.0-0	2.0-3		
A. Regis	1	4	5	0.0-0	0.5-1		
PUNTING	No.	Yds.	Avg.	Long	I20	TB	
T. White	2	85	42.5	43	1	0	
FIELD GOALS	Att.	Made	Long				
R. Bond	2	2	44				
Punts	No.	Yds.	Lg.	Kickoffs	No.	Yds.	Lg.
J. Barber	1	1	1	0	0	0	0
D. Brooks	0	0	0	2	36	20	0
S. Williams	0	0	0	0	0	0	0
Intercepted	No.	Yds.	Lg.				
J. Barber	0	0	0				
D. Brooks	0	0	0				
S. Williams	0	0	0				

SCORING SUMMARY

MSU-TAMU

1st Quarter		
MSU	D. Booth 14 yd pass from M. Van Buren Jr. (Ferrie kick) 5:13	7-0
TAMU	N. Thomas 20 yd pass from C. Weigman (Bond kick) 6:49	7-7
2nd Quarter		
TAMU	L. Moss 9 yd rush (Bond kick) 2:36	7-14
MSU	K. Ferrie 24 yd FG, 3:59	10-14
TAMU	A. Daniels 6 yd rush (Bond kick) 1:43	10-21
MSU	M. Craver 4 yd pass from M. Van Buren Jr. (Ferrie kick) 1:27	17-21
3rd Quarter		
TAMU	R. Bond 28 yd FG, 7:50	17-24
TAMU	L. Moss 3 yd rush (Bond kick) 1:59	17-31
4th Quarter		
MSU	K. Coleman Jr. 12 yd pass from M. Van Buren Jr. (Ferrie kick) 1:14	24-31
TAMU	R. Bond 44 yd FG, 3:42	24-34

GAME 8

Arkansas (5-3, 3-2 SEC)

Mississippi State (1-7, 0-5 SEC)

17 14 10 17
7 3 15 0

58
25

Oct. 26
Davis Wade Stadium
Starkville, Miss.
Attendance - 49,303
TV - SECN

TEAM STATS

	ARK	MSU
FIRST DOWNS	30	24
Rushing	13	9
Passing	15	12
Penalty	2	3
NET YARDS RUSHING	359	162
Rushing Attempts	37	42
Average Per Rush	9.7	3.9
Rushing Touchdowns	2	1
Yards Gained Rushing	367	183
Yards Lost Rushing	8	21
NET YARDS PASSING	314	309
Completions-Attempts-Int	23-29-1	22-31-2
Average Per Attempt	10.8	10.0
Average Per Completion	13.7	14.0
Passing Touchdowns	5	2
TOTAL OFFENSE YARDS	673	471
Total offense plays	66	73
Average Gain Per Play	10.2	6.5
Fumbles: Number-Lost	3-0	3-3
Penalties: Number-Yards	7-70	4-48
PUNTS-YARDS	1-53	0-0
KICKOFFS-YARDS	11-711	5-325
Punt returns: Number-Yards-TD	0-0-0	1-15-0
Kickoff returns: Number-Yds-TD	0-0-0	1-42-0
Interceptions: Number-Yds-TD	2-8-0	1-21-0
Fumble Returns: Number-Yds-TD	0-0-0	0-0-0
Possession Time	31:15	28:45
Third-Down Conversions	0-7	5-13
Fourth-Down Conversions	2-2	2-4
Red-Zone Scores-Chances	9-9	2-4
Sacks By: Number-Yards	4-18	0-0
PAT Kicks	7-7	2-2
Field Goals	3-3	1-2
Points off turnovers	14	8

GAME HIGHLIGHTS

- Mississippi State has scored in 52 consecutive games dating back to Oct. 21, 2020.
- Davon Booth caught a 54-yard touchdown pass from Michael Van Buren Jr. in the first quarter. Booth now has a receiving touchdown in three straight games.
- Kevin Coleman Jr. has caught a pass in 25 straight games. This is his seventh game this season with five or more receptions.
- Kevin Coleman Jr. led State in receiving yards with 100. This is the sixth game this season he has led the Bulldogs in receiving. This is also the third time this year he has recorded 100+ receiving yards.
- Nic Mitchell earned his first career interception with an INT off an Isaac Smith tipped ball in the 3rd quarter. The interception set up a Mississippi State scoring drive and 2-point conversion.
- Michael Van Buren Jr. threw for a career-high 309 yards.
- Kevin Coleman Jr. caught a 31-yard touchdown pass from Michael Van Buren Jr. in the third quarter, this was his fifth receiving score of the year and has now caught a touchdown in back-to-back games.

MISSISSIPPI STATE

RUSHING	Att.	Gain	Lost	Net	TD	Long	Avg.
D. Booth	17	94	1	93	0	38	5.5
J. Daniels	11	42	0	42	0	13	3.8
X. Gayten	2	28	0	28	0	17	14.0
M. Van Buren Jr.	9	13	18	-5	1	4	-0.6
PASSING	Com	Att	Int	Yds	TD	Long	Sacks
M. Van Buren Jr.	22	31	2	309	2	54	4
RECEIVING	No.	Yds.	TD	Long			
K. Coleman Jr.	8	100	1	31			
S. Traore	5	77	0	32			
K. Akharaiyi	3	15	0	8			
R. Johnson	2	9	0	5			
D. Booth	1	54	1	54			
J. Daniels	1	29	0	29			
J. Mosley	1	15	0	15			
X. Gayten	1	10	0	10			
LEADING TACKLERS	Solo	A	Total	Sacks-yds	TFL-yds		
S. Blanton	1	9	10	0.0-0	0.0-0		
C. Ellington	5	4	9	0.0-0	0.0-0		
D. Brumfield	3	4	7	0.0-0	0.0-0		
I. Smith	2	4	6	0.0-0	0.0-0		
N. Mitchell	1	4	5	0.0-0	0.0-0		
B. Jennings	0	5	5	0.0-0	0.5-1		
PUNTING	No.	Yds.	Avg.	Long	I20	TB	
-- None --							
FIELD GOALS	Att.	Made	Long				
K. Ferrie	1	2	36				
ALL RETURNS	Punts No.	Yds.	Lg.	Kickoffs No.	Yds.	Lg.	Intercepted No.
K. Coleman Jr.	1	15	15	0	0	0	0
D. Booth	0	0	0	1	42	42	0
N. Mitchell	0	0	0	0	0	0	1

ARKANSAS

RUSHING	Att.	Gain	Lost	Net	TD	Long	Avg.
B. Russell	16	175	0	175	0	75	10.9
R. Dubinion	11	104	6	98	1	23	8.9
T. Green	8	79	0	79	1	32	9.9
M. Singleton	1	9	0	9	0	9	9.0
PASSING	Com	Att	Int	Yds	TD	Long	Sacks
T. Green	23	29	1	314	5	36	0
RECEIVING	No.	Yds.	TD	Long			
A. Armstrong	4	76	0	36			
L. Hasz	4	59	2	30			
I. TeSlaa	3	51	0	26			
R. Dubinion	3	22	0	23			
A. Paaske	3	19	2	11			
T. Broden	2	33	0	20			
I. Sategna	2	16	0	11			
J. Anthony	1	27	1	27			
B. Russell	1	11	0	11			
LEADING TACKLERS	Solo	A	Total	Sacks-yds	TFL-yds		
B. Spence	4	7	11	0.5-1	1.5-2		
X. Sorey	2	9	11	0.0-0	0.0-0		
J. Johnson	2	6	8	1.0-5	1.0-5		
D. Slaughter	4	3	7	0.0-0	0.0-0		
L. Worth III	3	3	6	0.0-0	0.0-0		
E. Gregory	0	6	6	0.5-1	1.0-2		
M. Mitchell	5	0	5	0.0-0	0.0-0		
N. Davillier	0	5	5	0.0-0	0.0-0		
PUNTING	No.	Yds.	Avg.	Long	I20	TB	
D. Bale	1	53	53.0	53	0	0	
FIELD GOALS	Att.	Made	Long				
M. Shipley	3	3	32				
ALL RETURNS	Punts No.	Yds.	Lg.	Kickoffs No.	Yds.	Lg.	Intercepted No.
X. Sorey	0	0	0	0	0	0	1
H. Clark	0	0	0	0	0	0	5

SCORING SUMMARY

MSU-ARK

1st Quarter		
ARK	T. Green 8 yd rush (Shipley kick) 1:20	0-7
MSU	D. Booth 54 yd pass from M. Van Buren Jr. (Ferrie kick) 1:21	7-7
ARK	M. Shipley 27 yd FG, 2:55	7-10
ARK	L. Hasz 14 yd pass from T. Green (Shipley kick) 3:17	7-17
2nd Quarter		
ARK	J. Anthony 27 yd pass from T. Green (Shipley kick) 1:54	7-24
MSU	K. Ferrie 36 yd FG, 1:16	10-24
ARK	S. Easter 1 yd pass from T. Green (Shipley kick) 1:38	10-31
3rd Quarter		
ARK	M. Shipley 32 yd FG, 3:37	10-34
ARK	A. Paaske 7 yd pass from T. Green (Shipley kick), 3:42	10-41
MSU	K. Coleman Jr. 31 yd pass from M. Van Buren Jr. (Ferrie kick) 2:11	17-41
MSU	M. Van Buren Jr. 4 yd rush (PAT Pass caught by K. Akharaiyi) 0:27	25-41
4th Quarter		
ARK	M. Shipley 29 yd FG, 4:53	25-44
ARK	L. Hasz 15 yd pass from T. Green (Shipley kick) 3:09	25-51
ARK	R. Dubinion 3 yd TD (Shipley kick) 0:52	25-58

GAME 9

UMass (2-7)

Mississippi State (2-7, 0-5 SEC)

10	0	0	10
0	21	14	10

20
45

Nov. 2
Davis Wade Stadium
Starkville, Miss.
Attendance - 48,617
TV - SECN

TEAM STATS

	UMASS	MSU
FIRST DOWNS	25	26
Rushing	14	10
Passing	9	9
Penalty	2	7
NET YARDS RUSHING	199	241
Rushing Attempts	49	30
Average Per Rush	4.1	8.0
Rushing Touchdowns	1	5
Yards Gained Rushing	216	277
Yards Lost Rushing	17	36
NET YARDS PASSING	136	222
Completions-Attempts-Int	17-29-1	14-25-0
Average Per Attempt	4.7	8.9
Average Per Completion	8.0	15.9
Passing Touchdowns	1	1
TOTAL OFFENSE YARDS	335	463
Total offense plays	78	55
Average Gain Per Play	4.3	8.5
Fumbles: Number-Lost	0-0	0-0
Penalties: Number-Yards	9-99	7-62
PUNTS-YARDS	5-204	2-89
KICKOFFS-YARDS	5-319	8-520
Punt returns: Number-Yards-TD	1-7-0	3-11-0
Kickoff returns: Number-Yds-TD	0-0-0	3-71-0
Interceptions: Number-Yds-TD	0-0-0	1-0-0
Fumble Returns: Number-Yds-TD	0-0-0	0-0-0
Possession Time	40:49	19:11
Third-Down Conversions	9-17	5-9
Fourth-Down Conversions	0-0	0-0
Red-Zone Scores-Chances	4-4	4-4
Sacks By: Number-Yards	3-19	2-8
PAT Kicks	2-2	6-6
Field Goals	2-2	1-1
Points off turnovers	0	7

GAME HIGHLIGHTS

- Mississippi State has scored in 53 consecutive games dating back to Oct. 21, 2020.
- The Bulldog's 97-yard drive was their longest touchdown drive of the season. The previous long was 92 yards against Texas A&M.
- Kevin Coleman Jr. has caught a pass in 26 straight games. This is his eighth game this season with five or more receptions.
- Michael Van Buren Jr. scored two rushing touchdowns in the game. This was the first time in his career that he had multiple rushing touchdowns in the same game. He also became the first Mississippi State quarterback to have a pair of rushing touchdowns in the same game since Garrett Schrader did it on Nov. 28, 2019, against Ole Miss.
- Jordan Mosley's 107 receiving yards is the most in his career. This is also the most receiving yards for a Mississippi State receiver this season.
- Ashun Sheppard made his first career start. He becomes the 13th Bulldog this season to make their first career start this season, tied for the second-most among Power-4 teams.
- Brylan Lanier earned his first career interception in the second quarter.

MISSISSIPPI STATE

RUSHING	Att.	Gain	Lost	Net	TD	Long	Avg.
J. Daniels	6	92	0	92	1	36	15.3
D. Booth	11	77	1	76	1	30	6.9
X. Gayten	2	72	3	69	1	72	34.5
M. Van Buren Jr.	9	36	22	14	2	17	1.6
K. Coleman Jr.	1	0	8	-8	0	0	-8.0
PASSING	Com	Att	Int	Yds	TD	Long	Sacks
M. Van Buren Jr.	14	25	0	222	1	55	3
RECEIVING	No.	Yds.	TD	Long			
K. Coleman Jr.	5	52	0	26			
J. Mosley	4	107	0	55			
S. Traore	2	26	1	19			
K. Akharaiyi	1	17	0	17			
D. Booth	1	14	0	14			
S. Magee	1	6	0	6			
LEADING TACKLERS	Solo	A	Total	Sacks-yds	TFL-yds		
S. Blanton	2	12	14	0-0	0-0		
N. Mitchell	1	9	10	0-0	0.5-2		
C. Ellington	4	5	9	0-0	0-0		
T. Cooper	3	4	7	1.0-3	2.0-5		
I. Smith	2	5	7	0-0	0-0		
J. Purvis	2	5	7	0-0	0-0		
Z. Tillman	1	4	5	0-0	0-0		
PUNTING	No.	Yds.	Avg.	Long	I20	TB	
N. Barr-Mira	2	89	44.5	51	0	0	
FIELD GOALS	Att.	Made	Long				
K. Ferrie	1	1	24				
ALL RETURNS	Punts No.	Yds.	Lg.	Kickoffs No.	Yds.	Lg.	Intercepted No.
K. Coleman Jr.	2	1	1	0	0	0	0
J. Walley	1	10	10	0	0	0	0
D. Booth	0	0	0	3	71	40	0
B. Lanier	0	0	0	0	0	0	1

UMASS

RUSHING	Att.	Gain	Lost	Net	TD	Long	Avg.
B. Campbell	10	64	0	64	1	20	6.4
C. Hester	13	65	3	62	0	17	4.8
T. Phommachanh	6	35	0	35	0	12	5.8
A. Hairston	5	22	0	22	0	9	4.4
J. John	7	20	3	17	0	8	2.4
J. Paradis	3	5	0	5	0	5	1.7
A. Hairston	5	5	11	-6	0	3	-1.2
PASSING	Com	Att	Int	Yds	TD	Long	Sacks
T. Phommachanh	6	13	1	49	0	13	0
A. Hairston	7	11	0	62	1	16	2
A. Haston	4	5	0	25	0	13	0
RECEIVING	No.	Yds.	TD	Long			
J. Kenney-James	4	29	1	13			
S. Galban	3	20	0	9			
J. John	2	19	0	13			
T. Harding	2	11	0	6			
C. Hester	1	16	0	16			
O. Anderson	1	11	0	11			
J. Lay	1	10	0	10			
J. Gibson	1	10	0	10			
B. Campbell	1	9	0	9			
D. Mazotti	1	1	0	1			
LEADING TACKLERS	Solo	A	Total	Sacks-yds	TFL-yds		
G. Johnson	3	7	10	0-0	0.5-2		
J. Stewart	2	5	7	1.5-8	1.5-8		
R. Edwards	2	5	7	0-0	0-0		
T. Rudolph	3	3	6	0-0	0.5-1		
T. Powell	2	4	6	0-0	0-0		
PUNTING	No.	Yds.	Avg.	Long	I20	TB	
C. Holodziey	5	204	40.8	46	0	2	
FIELD GOALS	Att.	Made	Long				
J. Lurie	2	2	35				
ALL RETURNS	Punts No.	Yds.	Lg.	Kickoffs No.	Yds.	Lg.	Intercepted No.
T. Harding	1	7	7	0	0	0	0

SCORING SUMMARY

MSU-UMASS

1st Quarter	
UMASS B. Campbell 3 yd rush (Lurie kick), 6:32	0-7
UMASS J. Lurie 24 yd FG, 4:14	0-10
2nd Quarter	
MSU M. Van Buren Jr. 4 yd rush (Ferrie kick), 1:38	7-10
MSU S. Traore 19 yd pass from M. Van Buren Jr. (Ferrie kick), 2:11	14-10
MSU M. Van Buren Jr. 2 yd rush (Ferrie kick), 4:19	21-10
3rd Quarter	
MSU J. Daniels 36 yd rush (Ferrie kick), 1:47	28-10
MSU D. Booth 30 yd rush (Ferrie kick), 1:58	35-10
4th Quarter	
UMASS J. Lurie 35 yd FG, 6:20	35-13
MSU K. Ferrie 24 yd FG, 1:48	38-13
MSU X. Gayten 72 yd rush (Ferrie kick), 0:35	45-13
UMASS J. Kenney-James 4 yd pass from A. Hairston (Lurie kick), 6:34	45-20

GAME 10

Mississippi State (2-8, 0-6 SEC)

No. 7/6/7 Tennessee (8-1, 5-1 SEC)

0 7 7 0

7 13 10 3

14

33

Nov. 9
Neyland Stadium
Knoxville, Tenn.
Attendance - 101,915
TV - ESPN

TEAM STATS

	MSU	UT
FIRST DOWNS	15	25
Rushing	9	13
Passing	5	8
Penalty	1	4
NET YARDS RUSHING	179	240
Rushing Attempts	38	57
Average Per Rush	4.7	4.2
Rushing Touchdowns	2	1
Yards Gained Rushing	211	247
Yards Lost Rushing	32	7
NET YARDS PASSING	92	212
Completions-Attempts-Int	10-26-1	13-21-0
Average Per Attempt	3.5	10.1
Average Per Completion	9.2	16.3
Passing Touchdowns	0	2
TOTAL OFFENSE YARDS	271	452
Total offense plays	64	78
Average Gain Per Play	4.2	5.8
Fumbles: Number-Lost	1-1	2-1
Penalties: Number-Yards	9-85	6-50
PUNTS-YARDS	7-301	3-139
KICKOFFS-YARDS	3-191	7-450
Punt returns: Number-Yards-TD	2-1-0	6-56-0
Kickoff returns: Number-Yds-TD	0-0-0	2-57-0
Interceptions: Number-Yds-TD	0-0-0	1-9-0
Fumble Returns: Number-Yds-TD	0-0-0	0-0-0
Possession Time	25:42	34:18
Third-Down Conversions	3-13	5-14
Fourth-Down Conversions	2-3	1-2
Red-Zone Scores-Chances	2-2	3-6
Sacks By: Number-Yards	0-0	4-28
PAT Kicks	2-2	3-3
Field Goals	0-0	4-4
Points off turnovers	0	0

GAME HIGHLIGHTS

- Mississippi State has scored in 54 consecutive games dating back to Oct. 21, 2020.
- Mississippi State's first scoring drive of the game in the second quarter went 16 plays for 75 and lasted 7:48. It was the longest time of possession and the most plays ran for State on a single scoring drive this season.
- Kevin Coleman Jr. has caught a pass in 27 straight games. This was his ninth game this season and eighth straight game with five or more receptions.
- Isaac Smith set a career-high with 20 tackles ... He had 10 tackles after the first quarter. Smith's previous career-best was 17 set against Arizona State in week two.
- Davon Booth became the first Mississippi State player under Coach Lebby to rush for 100 yards in a single game. Booth is the 6th Bulldog all-time to rush for 100 yards vs. Tennessee and the first since LaDarius Perkins in 2012.
- Davon Booth ran for 125 yards, the most by a State running back in a game this season.
- Isaac Smith recorded the first 20+ tackle game since Nathaniel Watson's 21-tackle performance vs. Ole Miss in 2023.
- Mississippi State has forced a turnover in eight straight games following a forced fumble by Hunter Washington in the first quarter.

TENNESSEE

RUSHING	Att.	Gain	Lost	Net	TD	Long	Avg.
D. Sampson	30	152	3	149	1	33	5.0
P. Lewis	14	44	0	44	0	11	3.1
C. Seldon	6	26	0	26	0	10	4.3
N. Iamaleava	4	22	0	22	0	13	5.5
G. Moore	2	3	0	3	0	2	1.5
PASSING	Com	Att	Int	Yds	TD	Long	Sacks
N. Iamaleava	8	13	0	174	2	73	0
G. Moore	5	8	0	38	0	14	0
RECEIVING	No.	Yds.	TD	Long			
D. Thornton Jr.	3	104	1	73			
S. White	3	63	1	34			
C. Brazzell II	2	17	0	11			
B. McCoy	2	12	0	8			
E. Davis	1	11	0	11			
M. Kitselman	1	8	0	8			
D. Sampson	1	-3	0	0			
LEADING TACKLERS	Solo	A	Total	Sacks-yds	TFL-yds		
A. Carter	3	4	7	0.0-0	1.5-2		
J. McCoy	2	4	7	0.0-0	0.0-0		
J. Telander	2	4	6	0.0-0	1.0-1		
PUNTING	No.	Yds.	Avg.	Long	I20	TB	
J. Ross	3	139	46.3	49	0	0	
FIELD GOALS	Att.	Made	Long				
M. Gilbert	4	4	51				
ALL RETURNS	Punts No.	Yds.	Lg.	Kickoffs No.	Yds.	Lg.	Intercepted No. Yds. Lg.
Boo Carter	6	56	28	0	0	0	1 9 9
W. Wright	0	0	0	1	26	26	0 0 0
P. Lewis	0	0	0	1	31	31	0 0 0

MISSISSIPPI STATE

RUSHING	Att.	Gain	Lost	Net	TD	Long	Avg.
D. Booth	20	127	2	125	1	43	6.2
J. Daniels	10	65	2	63	1	18	6.3
M. Van Buren Jr.	8	19	28	-9	0	7	-1.1
PASSING	Com	Att	Int	Yds	TD	Long	Sacks
M. Van Buren Jr.	10	26	1	92	0	23	4
RECEIVING	No.	Yds.	TD	Long			
K. Coleman Jr.	5	68	0	23			
M. Craver	1	13	0	13			
J. Daniels	1	5	0	5			
J. Ball	1	4	0	4			
S. Traore	1	3	0	3			
D. Booth	1	-1	0	0			
LEADING TACKLERS	Solo	A	Total	Sacks-yds	TFL-yds		
I. Smith	9	11	20	0.0-0	0.5-0		
S. Blanton	1	8	9	0.0-0	0.0-0		
N. Mitchell	4	3	7	0.0-0	0.0-0		
H. Washington	4	2	6	0.0-0	0.0-0		
T. Woodward	3	3	6	0.0-0	0.0-0		
T. Williams	1	4	5	0.0-0	0.0-0		
PUNTING	No.	Yds.	Avg.	Long	I20	TB	
N. Barr-Mira	7	301	43.0	50	0	0	
FIELD GOALS	Att.	Made	Long				
-- None --							
ALL RETURNS	Punts No.	Yds.	Lg.	Kickoffs No.	Yds.	Lg.	Intercepted No. Yds. Lg.
K. Coleman Jr.	2	1	2	0	0	0	0 0 0

SCORING SUMMARY

UT-MSU

1st Quarter		
UT	S. White 34 yd pass from N. Iamaleava (Gilbert kick) 2:34	7-0
2nd Quarter		
UT	D. Thornton Jr. 73 yd pass from N. Iamaleava (Gilbert kick) 0:12	14-0
MSU	D. Booth 1 yd rush (Ferrie kick) 7:48	14-7
UT	M. Gilbert 24 yd FG, 4:53	17-7
UT	M. Gilbert 38 yd FG, 0:14	20-7
3rd Quarter		
UT	M. Gilbert 51 yd FG, 3:09	23-7
MSU	J. Daniels 18 yd run (Ferrie kick) 1:37	23-14
UT	D. Sampson 33 yd run (Gilbert kick) 2:51	30-14
4th Quarter		
UT	M. Gilbert 38 yf FG, 7:54	33-14

GAME 11

No. RV/RV/23 Missouri (8-3, 4-3 SEC)	14	14	3	8
Mississippi State (2-9, 0-9 SEC)	10	3	7	0

39
20

Nov. 23
Davis Wade Stadium
Starkville, Miss.
Attendance - 47,824
TV - SECN

TEAM STATS

	MIZ	MSU
FIRST DOWNS	24	16
Rushing	12	6
Passing	10	8
Penalty	2	2
NET YARDS RUSHING	204	147
Rushing Attempts	56	22
Average Per Rush	3.6	6.7
Rushing Touchdowns	3	1
Yards Gained Rushing	219	156
Yards Lost Rushing	15	9
NET YARDS PASSING	268	191
Completions-Attempts-Int	15-20-0	16-28-0
Average Per Attempt	13.4	6.8
Average Per Completion	17.9	11.9
Passing Touchdowns	1	1
TOTAL OFFENSE YARDS	472	338
Total offense plays	76	50
Average Gain Per Play	6.2	6.8
Fumbles: Number-Lost	0-0	1-1
Penalties: Number-Yards	4-50	6-40
PUNTS-YARDS	2-71	3-148
KICKOFFS-YARDS	7-441	5-321
Punt returns: Number-Yards-TD	1-0-0	1-8-0
Kickoff returns: Number-Yds-TD	2-38-0	1-27-0
Interceptions: Number-Yds-TD	0-0-0	0-0-0
Fumble Returns: Number-Yds-TD	1-68-1	0-0-0
Possession Time	41:51	18:09
Third-Down Conversions	11-18	2-10
Fourth-Down Conversions	2-2	1-3
Red-Zone Scores-Chances	4-5	3-4
Sacks By: Number-Yards	2-5	1-6
PAT Kicks	4-4	2-2
Field Goals	1-2	2-2
Points off turnovers	0	0

GAME HIGHLIGHTS

- Mississippi State has scored in 55 consecutive games dating back to Oct. 21, 2020.
- The Bulldogs scored on their opening possession for the first time since game seven vs. Texas A&M. It was the third opening drive score of the season for State.
- Following Kelly Akharaiyi's 43-yard reception, Mississippi State has 10 receptions this season of 40+ yards; the Bulldogs combined for six in 2022 & 2023. It's also the most in a season since at least 2019.
- Kevin Coleman Jr. has caught a pass in 28 straight games. Coleman Jr. has caught 5+ passes in nine straight games and 10 of the team's 11 games this season.
- Stone Blanton, Issac Smith, Nic Mitchell and Corey Ellington all had double-digit tackles. First time since Fred Peters (14), Nathaniel Watson (14), Jalen Green (11) and Jett Johnson (11) in 2021 against Ole Miss that the Bulldogs had four players with 10+ tackles in a single game.
- Stone Blanton, Sulaiman Kpaka, Hunter Washington and Nic Mitchell all tied or set career-highs in tackles.
- With his 151 all-purpose yards, Davon Booth has 1,153 on the season, the most for a Bulldog since 2019.

MISSISSIPPI STATE

RUSHING	Att.	Gain	Lost	Net	TD	Long	Avg.
D. Booth	12	128	4	124	1	43	10.3
J. Daniels	6	21	0	21	0	7	3.5
M. Van Buren Jr.	4	7	5	2	0	5	0.5
PASSING	Com	Att	Int	Yds	TD	Long	Sacks
M. Van Buren Jr.	16	28	0	191	1	49	2
RECEIVING	No.	Yds.	TD	Long			
K. Coleman Jr.	6	58	0	17			
K. Akharaiyi	3	64	0	49			
S. Traore	3	17	0	13			
J. Mosley	2	28	1	17			
J. Ball	2	24	0	13			
LEADING TACKLERS	Solo	A	Total	Sacks-yds	TFL-yds		
S. Blanton	3	15	18	0.0-0	1.0-2		
I. Smith	0	14	14	0.0-0	0.0-0		
N. Mitchell	1	10	11	0.0-0	0.0-0		
C. Ellington	4	6	10	0.0-0	0.0-0		
H. Washington	2	5	7	0.0-0	0.0-0		
S. Kpaka	2	3	5	0.0-0	1.0-4		
J. Purvis	1	4	5	0.0-0	0.0-0		
T. Williams	0	5	5	0.0-0	0.0-0		
PUNTING	No.	Yds.	Avg.	Long	I20	TB	
N. Barr-Mira	3	148	49.3	51	2	0	
FIELD GOALS	Att.	Made	Long				
K. Ferrie	2	2	38				
ALL RETURNS	Punts No.	Yds.	Lg.	Kickoffs No.	Yds.	Lg.	Intercepted No.
K. Coleman Jr.	1	8	8	0	0	0	0
D. Booth	0	0	0	1	27	27	0

MISSOURI

RUSHING	Att.	Gain	Lost	Net	TD	Long	Avg.
N. Noel	25	101	6	95	0	15	3.8
M. Carroll	14	61	0	61	3	19	4.4
J. Roberts	5	29	0	29	0	14	5.8
B. Cook	8	22	6	16	0	9	2.0
K. Lacy	1	6	0	6	0	6	6.0
PASSING	Com	Att	Int	Yds	TD	Long	Sacks
B. Cook	15	20	0	268	1	45	1
RECEIVING	No.	Yds.	TD	Long			
L. Burden	7	91	1	28			
T. Wease	4	72	0	38			
B. Norfleet	2	24	0	17			
M. Johnson	1	45	0	45			
J. Manning	1	36	0	36			
LEADING TACKLERS	Solo	A	Total	Sacks-yds	TFL-yds		
T. Newsom	3	3	6	0.0-0	0.0-0		
J. Charleston	2	4	6	0.0-0	0.0-0		
T. Pride Jr.	5	0	5	0.0-0	0.0-0		
PUNTING	No.	Yds.	Avg.	Long	I20	TB	
L. Bauer	2	71	35.5	39	0	0	
FIELD GOALS	Att.	Made	Long				
B. Craig	2	1	35				
ALL RETURNS	Punts No.	Yds.	Lg.	Kickoffs No.	Yds.	Lg.	Intercepted No.
D. Blood	1	0	0	0	0	0	0
M. Johnson	0	0	0	2	38	21	0

SCORING SUMMARY

	MSU-MIZ
1st Quarter	
MSU K. Ferrie 38 yd FG, 3:12	3-0
MIZ D. Carnell 68 yd fumble return (Craig kick)	3-7
MIZ M. Carroll 2 yd rush (Craig kick), 2:54	3-14
MSU J. Mosley 11 yd pass from M. Van Buren Jr. (Ferrie kick), 2:29	10-14
2nd Quarter	
MIZ L. Burden 28 yd pass from B. Cook (Craig kick), 5:18	10-21
MIZ M. Carroll 19 yd rush (Craig kick), 4:11	10-28
MSU K. Ferrie 26 yd FG, 4:02	13-28
3rd Quarter	
MIZ B. Craig 35 yd FG, 8:46	13-31
MSU D. Booth 43 yd rush (Ferrie kick), 0:43	20-31
4th Quarter	
MIZ M. Carroll 1 yd rush (M. Carroll rush), 8:43	20-39

GAME 12

Mississippi State (2-10, 0-8 SEC)	14	0	0	0
No. 15/16/14 Ole Miss (9-3, 5-3 SEC)	10	7	3	6

14
26

Nov. 29
Vaught-Hemingway Stadium
Oxford, Miss.
Attendance - 67,896
TV - ABC

TEAM STATS

	MSU	OM
FIRST DOWNS	16	21
Rushing	5	11
Passing	10	9
Penalty	1	1
NET YARDS RUSHING	39	254
Rushing Attempts	30	51
Average Per Rush	1.3	5.0
Rushing Touchdowns	1	2
Yards Gained Rushing	69	285
Yards Lost Rushing	30	31
NET YARDS PASSING	291	143
Completions-Attempts-Int	18-33-2	14-24-0
Average Per Attempt	8.8	6.0
Average Per Completion	16.2	10.2
Passing Touchdowns	1	1
TOTAL OFFENSE YARDS	330	397
Total offense plays	63	75
Average Gain Per Play	5.2	5.3
Fumbles: Number-Lost	2-1	0-0
Penalties: Number-Yards	6-46	4-40
PUNTS-YARDS	6-261	6-272
KICKOFFS-YARDS	3-195	6-378
Punt returns: Number-Yards-TD	4-11-0	1-0-0
Kickoff returns: Number-Yds-TD	0-0-0	0-0-0
Interceptions: Number-Yds-TD	0-0-0	2-10-0
Fumble Returns: Number-Yds-TD	0-0-0	0-0-0
Possession Time	28:17	31:43
Third-Down Conversions	4-15	8-18
Fourth-Down Conversions	3-4	2-2
Red-Zone Scores-Chances	1-2	2-2
Sacks By: Number-Yards	2-12	3-23
PAT Kicks	2-2	2-2
Field Goals	0-0	2-3
Points off turnovers	0	6

SCORING SUMMARY

	OM-MSU
1st Quarter	
OM C. Davis 39 yd FG, 1:46	3-0
MSU K. Coleman Jr. 34 yd pass from M. Van Buren Jr. (Ferrie kick) 4:49	3-7
OM J. Pegues 5 yd rush (Davis kick) 5:38	10-7
MSU M. Van Buren Jr. 6 yd rush (Ferrie kick) 2:16	10-14
2nd Quarter	
OM U. Bentley IV 89 yd run (Davis kick) 0:15	17-14
3rd Quarter	
OM C. Davis 43 yd FG, 0:43	20-14
4th Quarter	
OM C. Prieskorn 19 yd pass from J. Dart (PAT Pass to J. Dart Failed)	26-14

GAME HIGHLIGHTS

• Mississippi State has scored in 56 consecutive games dating back to Oct. 21, 2020.

• Mississippi State has 12 receptions this season of 40+ yards; the Bulldogs combined for six in 2022 & 2023. It's also the most in a season since at least 2019.

• Kevin Coleman Jr. has caught a pass in 29 straight games. Coleman Jr. has caught 5+ passes in 10 straight games and 11 of the team's 12 games this season.

• With the sack by Zakari Tillman in the second quarter, he now has a sack in back-to-back games. He leads the team in sacks in 2024 with 3.5. The two sacks by Tillman against Ole Miss is a career-high.

• With his 6 catches in today's game, Kevin Coleman Jr. ranks tied for 4th on the Mississippi State top 10 list for receptions in a single season. He is the fifth player in program history with 70+ receptions in a season.

• Kevin Coleman Jr. recorded 118 receiving yards against Ole Miss. He now has 932 receiving yards on the year which ranks 5th all-time for a single-season at State.

• The Bulldogs 14 points scored in the first half are tied for the most points Ole Miss has allowed in the first half this season. Florida and Oklahoma also scored 14 in the first half against the Rebels.

Ole Miss

RUSHING	Att.	Gain	Lost	Net	TD	Long	Avg.
U. Bentley IV	20	146	10	136	1	89	6.8
J. Dart	13	89	12	77	0	20	5.9
D. Thomas	7	22	0	22	0	10	3.1
M. Davis	8	22	4	18	0	9	2.2
J. Pegues	2	6	0	6	1	5	3.0
A. Wells Jr.	1	0	5	-5	0	0	-5.0

PASSING	Com	Att	Int	Yds	TD	Long	Sacks
J. Dart	14	24	0	143	1	21	2

RECEIVING	No.	Yds.	TD	Long
J. Watkins	5	39	0	17
C. Prieskorn	4	53	1	21
C. Lee	3	27	0	12
D. Wright	1	17	0	17
U. Bentley IV	1	7	0	7

LEADING TACKLERS	Solo	A	Total	Sacks-yds	TFL-yds
W. Nolen	2	6	8	1.5-8	3.5-9
C. Paul Jr.	4	2	6	1.0-11	1.0-11
J. Canady	4	2	6	0.0-0	0.0-0
J. Pegues	1	5	6	0.5-4	1.5-6
T. Washington	1	4	5	0.0-0	0.0-0
T. Dottery	1	4	5	0.0-0	0.0-0

PUNTING	No.	Yds.	Avg.	Long	I20	TB
F. Masin	6	272	45.4	56	3	0

FIELD GOALS	Att.	Made	Long
C. Davis	3	2	43

ALL RETURNS	Punts No.	Yds.	Lg.	Kickoffs No.	Yds.	Lg.	Intercepted No.	Yds.	Lg.
M. Davis	1	0	0	0	0	0	0	0	0
C. Paul Jr.	0	0	0	0	0	0	1	10	10
T. Washington	0	0	0	0	0	0	1	0	0

MISSISSIPPI STATE

RUSHING	Att.	Gain	Lost	Net	TD	Long	Avg.
D. Booth	16	41	3	38	0	11	2.4
J. Daniels	6	13	3	10	0	6	1.7
M. Van Buren Jr.	8	15	24	-9	1	8	-1.1

PASSING	Com	Att	Int	Yds	TD	Long	Sacks
M. Van Buren Jr.	17	32	2	280	1	44	3
N. Barr-Mira	1	1	0	11	0	11	0

RECEIVING	No.	Yds.	TD	Long
K. Coleman Jr.	6	118	1	44
K. Akharaiyi	3	54	0	36
D. Booth	3	40	0	20
J. Mosley	2	50	0	42
S. Traore	2	14	0	9
J. Ball	1	11	0	11
J. Daniels	1	4	0	4

LEADING TACKLERS	Solo	A	Total	Sacks-yds	TFL-yds
S. Blanton	5	9	14	0.0-0	1.5-0
I. Smith	4	8	12	0.0-0	1.0-0
B. Jennings	2	7	9	0.0-0	0.0-0
B. Pollock	3	3	6	0.0-0	0.0-0
D. Russell	2	4	6	0.0-0	0.5-0
N. Mitchell	4	1	5	0.0-0	1.0-7
B. Lanier	3	2	5	0.0-0	0.0-0
Z. Tillman	3	2	5	2.0-12	2.0-12
H. Washington	1	4	5	0.0-0	0.5-3

PUNTING	No.	Yds.	Avg.	Long	I20	TB
N. Barr-Mira	6	261	43.5	55	4	0

FIELD GOALS	Att.	Made	Long
-- None --			

ALL RETURNS	Punts No.	Yds.	Lg.	Kickoffs No.	Yds.	Lg.	Intercepted No.	Yds.	Lg.
K. Coleman Jr.	4	11	10	0	0	0	0	0	0