



MISSISSIPPI STATE FOOTBALL

69 ALL-AMERICANS // 27 BOWL GAMES // 1 SEC CHAMPIONSHIP // 210 NFL DRAFT PICKS

2025 SCHEDULE & RESULTS

Overall: 5-7 SEC: 1-7 H: 3-4 A: 2-3 N: 0-0				
August (1-0)				
30	at Southern Miss	ESPN	W, 34-17	
September (3-1)				
6	#12/10 Arizona State	ESPN2	W, 24-20	
13	Alcorn State	ESPN+	W, 63-0	
20	Northern Illinois	SECN	W, 38-10	
27	#15/15 Tennessee *	SECN	L, 41-34 (OT)	
October (0-3)				
4	at #6/5 Texas A&M *	SECN	L, 31-9	
18	at Florida *	SECN	L, 23-21	
25	#22/18 Texas [HC] *	SECN	L, 45-38 (OT)	
November (1-3)				
1	at Arkansas *	SECN	W, 38-35	
8	#5/5/5 Georgia *	ESPN	L, 41-21	
15	at RV/24/NR Missouri *	SECN	L, 49-27	
28	#6/6/7 Ole Miss *	ABC	L, 38-19	
January (0-0)				
2	vs. Wake Forest ^	ESPN	7 p.m. CT	

* SEC game | All Times Central | HC - homecoming | ^ Duke's Mayo Bowl
Rankings: AP/Coaches/CFP

TV Windows: Early (11:00-12:00 p.m.) // Afternoon (2:30-3:30 p.m.)
Night (5:00-7:00 p.m.) // Flex (2:30-3:30 or 5:00-7:00 p.m.)

BY THE NUMBERS

MISSISSIPPI STATE		WAKE FOREST
30.5	Points	26.8
29.2	Points Allowed	21.5
161.7	Rush Yards	156.8
189.5	Rush Yards Allowed	122.3
236.8	Pass Yards	232.3
216.3	Pass Yards Allowed	199.7
398.4	Total Offense	389.1
405.8	Total Defense	321.9

STAT LEADERS

RUSHING: Fluff Bothwell - 128 atts, 639 yards, 6 TDs
PASSING: Blake Shapen - 195-303, 2,433 yards, 15 TDs
RECEIVING: Brenen Thompson - 53, 948, 6 TDs
SCORING: Kyle Ferrie - 82 points, 13 FGs, 43 PATs
TACKLES: Jahron Manning - 85 total tackles
TFLs: Malick Sylla - 6.0 TFLs
SACKS: Nic Mitchell - 2.5 sacks
INTERCEPTIONS: Brylan Lanier - 3 INT

A WIN WOULD...

Be Mississippi State's 16th bowl victory in program history
... Give State two consecutive bowl wins and three in its last four bowl games ... Be MSU's second win at a bowl game in Charlotte, NC ... Give head coach Jeff Lebbey his first career bowl victory as a head coach

THE MATCHUP



MISSISSIPPI STATE
BULLDOGS



WAKE FOREST
DEMON DEACONS



2025 Record 5-7
SEC Record 1-7
Rankings AP: NR / Coaches: NR / CFP: NR
Last Game Loss vs. #6 Ole Miss, 38-19
Streak L3
Head Coach Jeff Lebbey (Oklahoma, 2007)
Record at MSU: 7-17 (2nd Season)
Career Record: Same
Record vs. Wake Forest: First Meeting

2025 Record 8-4
ACC Record 4-4
Rankings AP: NR / Coaches: NR / CFP: NR
Last Game Loss at Duke, 49-32
Streak L1
Head Coach Jake Dickert (Wis.-Stevens Point, 2007)
Record at WF: 8-4 (1st Season)
Career Record: 31-24 (5th Season)
Record vs. Mississippi State: First Meeting

BROADCAST INFORMATION

Date/Time
Location / Stadium (Capacity)

January 2, 2026 / 7:00 p.m. CT (8 p.m. ET)
Charlotte, N.C. / Bank of America Stadium (75,000)

ESPN
Play-by-Play: Anish Shroff
Analyst: Andre Ware
Sideline Reporter: Paul Carcaterra

MSU SPORTS NETWORK
Play-by-Play: Neil Price
Analyst: Matt Wyatt
Sideline Reporter: Jay Perry

LIVE STATS
msu.statbroadcast.com

GAMEDAY STORYLINES

- » Mississippi State will be making its second all-time appearance in a bowl game at Bank of America Stadium in Charlotte, N.C. The first game was at the 2015 Belk Bowl, now called the Duke's Mayo Bowl. State defeated NC State (51-28) in that contest. Dak Prescott was named the bowl game MVP.
- » Mississippi State and Wake Forest will meet for the second time in the two programs' history. The first meeting was in 2011 at the Music City Bowl in Nashville. The Bulldogs defeated the Demon Deacons 23-17 behind a career day from Vick Ballard, who rushed for 180 yards and two scores.
- » Mississippi State is making its 27th bowl game appearance, first since the 2023 ReliaQuest Bowl.
- » Mississippi State's 2025 roster features several players making their bowl game debuts. State has 90 players on its roster that have never played in a bowl game, while just 22 have played in at least one bowl game.
- » In each of the last two seasons, Mississippi State has played one of the toughest schedules

- in America. In 2024, State's SOS ranked 3rd nationally, and in 2025, it ranks 13th.
- » In 24 games under Coach Lebbey, State has played 10 top-15 opponents (42% of games). Six opponents have been ranked in the top 10 (26% of games).
- » **Brenen Thompson** is tied for 2nd in the SEC in receiving yards (948). He is 52 yards shy of 1,000, which would be just the 4th 1,000-yard season in program history. He is 99 yards away from setting a new program record for receiving yards in a single season.
- » **Kamario Taylor** made his first career start in the Egg Bowl. The true freshman from Macon, Miss. (30 minutes from Starkville), rushed for 173 yards and two scores, becoming just the 4th State QB to throw for 150+ & rush for 150+ in a game since at least 1995. Taylor has also scored a touchdown (rushing or throwing) in six consecutive games.
- » Mississippi State leads the SEC in passing plays over 40 yards with 18 on the season. Wake Forest is tied for second in the ACC with 11.

MISSISSIPPI STATE FOOTBALL FACTS & INFORMATION

GENERAL INFORMATION

Location	Starkville, Miss. 39762
Population	24,168
Founded	February 28, 1878
Nickname	Bulldogs
Enrollment	23,563
Colors	Maroon (PMS 202) and White
Band	The Famous Maroon Band
Mascot	Bully
Live Mascot (Bully XXII)	Dak
President	Dr. Mark Keenum
Director of Athletics	Zac Selmon
Faculty Athletics Representative	Brent J. Fountain
Football Sport Administrator	Terry Prentice
Conference	Southeastern
1 of 10 original members of the SEC in 1933	

TEAM HISTORY

First Year of Football	1895
Season of Football	126th
All-Time Record	617-609-40 (.503)^
All-Time SEC Record	218-400-14 (.356)^
All-Time Home Record	323-173-14 (.647)^
All-Time Bowl Record	15-11 (.577)
SEC Championships	1
All-Americans	69
First Team All-SEC Selections	134
First Round NFL Draft Picks	16
^ Win/Loss reflect State's on-field record	
Home record reflects ONLY games played in Starkville, Miss.	

STADIUM INFORMATION

Name	Davis Wade Stadium
Field Name	Scott Field
Capacity	60,311
Surface	Hybrid Bermuda Grass (Certified Tifway 419)
Constructed	1914
Second oldest on-campus stadium in America	
Largest Crowd	62,945 vs. Auburn (10-11-2014)

ATHLETIC COMMUNICATIONS



BRANDON LANGLOIS (Primary Contact)
 Senior Associate AD/Communications & Creative
 Phone: (601) 405-5650
 Email: blanglois@athletics.msstate.edu



KELLY SHIPP (Secondary Contact)
 Associate Director/Communications
 Phone: (402) 616-3873
 Email: kshipp@athletics.msstate.edu

FOLLOW US

Football Instagram	HailStateFB
Football X/Twitter	@HailStateFB
Football Facebook	HailStateFB
Football Hashtag	#HailState
	#STATEtoSundays

HEAD COACH JEFF LEBBY

Alma Mater	Oklahoma, 2007
Record at MSU	7-17 (2nd Season)
Career Record	Same
SEC Record	1-15 (2nd Season)
Year in Coaching	19th (2nd at Mississippi State)

ASSISTANT COACHES / SUPPORT STAFF

Anthony Tucker	Assistant Head Coach / Running Backs
Matt Barnes	Co-Defensive Coordinator / Safeties
Corey Bell	Cornerbacks
Jon Cooper	Tight Ends
Vincent Dancy	Defensive Ends & Outside Linebackers
Matt Holecek	Quarterbacks
Phil Loadholt	Offensive Line
Cliff Odom	Special Teams Coordinator
David Turner	Defensive Tackles
Mike MacIntyre	Senior Defensive Analyst
Paul Rhoads	Senior Defensive Analyst
Shaud Williams	Head Strength & Conditioning Coach
Jarwarski Beckum	Director of Speed
Thomas Callans	Head Trainer
Mason Walters	Director of Sports Science

TEAM INFORMATION

Letterwinners Returning	26
Offense	9
Defense	16
Specialist	1

Letterwinners Lost	28
Offense	12
Defense	13
Specialist	3

Starters Returning (min. 6 starts)	11
Offense	6
Defense	5

Starters Lost (min. 6 starts)	11
Offense	6
Defense	5

ROSTER BREAKDOWN

By Class	
Graduates	7
Seniors	23
Juniors	30
Sophomores	19
Redshirt Freshmen	10
True Freshman	19
Transfers (FBS/FCS/D2/NAIA)	42
JUCO	15

By State/Country			
Mississippi	34	Illinois	1
Texas	14	Indiana	1
Alabama	12	Michigan	1
Florida	12	Nevada	1
Georgia	8	North Carolina	1
Louisiana	6	Wisconsin	1
Ohio	5	Washington	1
Tennessee	4		
Maryland	2	Canada	1
Arizona	1	England	1
Arkansas	1	Australia	1

GAME NOTE CONTENTS

Facts & Information	2
2025 Roster	3-4
vs. Opponent	5
Previous Game Notebook	6
The Notebook	7-10
Offensive Stat Notables	8-9
Defensive Stat Notables	10
Record Watch	11-12
Player Honors	13
Bowl History	14
Season Honors	16
Bowl History	17
GbG Starters	15
Team Stat Comparisons	16
Miscellaneous Stats/Notes	17-18
Explosive Plays	19
Scoring Breakdowns	20
Record Breakdown/Last Time	21
Game-Highs	22
Team/Player Stats	23-34
Jeff Lebbey	35
Offensive Players	36-43
Defensive Players	44-55
Specialists	56-57
Game Recaps	58-63
Bowl Records	64-66

2025 Schedule

Aug. 30	at Southern Miss (W, 34-17)
Sept. 6	#12 Arizona State (W, 24-20)
Sept. 13	Alcorn State (W, 63-0)
Sept. 20	Northern Illinois (W, 38-10)
Sept. 27	#15 Tennessee (L, 41-34 / OT) *
Oct. 4	#6 at Texas A&M (L, 31-9) *
Oct. 18	at Florida (L, 23-21) *
Oct. 25	#15 Texas (L, 45-38 / OT) (H) *
Nov. 1	at Arkansas (W, 38-35) *
Nov. 8	#5 Georgia (L, 41-21) *
Nov. 15	at Missouri (L, 49-27) *
Nov. 28	#6 Ole Miss (L, 38-19) *
Jan. 2	vs. Wake Forest

collegepressbox

Collegepressbox is the official media website for Division I football. Access and download game notes, quotes, statistics, media guides, headshots, logos and more for all FBS schools, conferences, postseason games, awards and the College Football Playoff. For access, please register for an account at collegepressbox.com/register.

STATE MEDIA CENTER

2025 Season Stats



ALPHABETICAL ROSTER		
No.	Name	Pos.
7	Markus Allen	WR
6	Deonte Anderson	DL
38	Jaylen Antoine	CB
10	Cam Ball	TE
22	Kedrick Bingley-Jones	DL
92	Jaray Bledsoe	DL
72	Canon Boone	OL
6	Davon Booth	RB
24	Fluff Bothwell	RB
73	Jaekwon Bouldin	OL
4	DeAgo Brumfield	CB
5	Stonka Burnside	S
88	Jamil Burroughs	DL
24	Elijah Cannon	CB
30	Montrell Chapman	LB
94	Corey Clark	DL
55	Colin Coates	DL
39	Kallen Cospers	LS
20	Johnnie Daniels	RB
23	Seth Davis	RB
56	Wesley Davis	OL
35	Kalvin Dinkins	DL
65	Spencer Dowland	OL
3	Anthony Evans III	WR
80	Kyle Ferrie	K
0	Fatt Forrest	LB
22	Xavier Gayten	RB
18	Jaron Glover	WR
16	Derion Gullette	LB
14	Gracen Harris	WR
49	Marlon Hauck	K
46	Joseph Head Jr.	DL
97	Terrance Hibbler Jr.	DL
27	Red Hibbler	DL
84	Emeka Iloh	TE
82	Davian Jackson	WR
75	Jacoby Jackson	OL
14	Lo'Kavion Jackson	S
31	LaKendrick James	LB
77	Jayvin Q. James	OL
20	Jett Jefferson	CB
44	Branden Jennings	LB
29	Boogie Johnson	S
17	Kyle Johnson	CB
9	Ricky Johnson	WR
28	Tanner Johnson	S
1	Kelley Jones	CB
50	Koby Keenum	OL
17	Luke Kromenhoek	QB
3	Brylan Lanier	S
60	Matthew LeFeau	OL
26	Dwight Lewis III	CB
74	Jimothy Lewis Jr.	OL
58	TJ Lockhart	OL
11	Tyler Lockhart	LB
59	Alex Lopez	OL
13	Sanfrisco Magee	WR
13	Jahron Manning	S

NUMERICAL ROSTER								
No.	Name	Pos.	Ht.	Wt.	CL	Exp.	Hometown	High School (Previous School)
0	Fatt Forrest	LB	6-2	235	RFr.	RS	Kilmichael, Miss.	Winona HS
0	Brenen Thompson	WR	5-9	170	Sr.	TR	Spearman, Texas	Spearman HS (Oklahoma)
1	Kelley Jones	CB	6-4	195	RSO.	1L	Clarksdale, Miss.	Clarksdale HS
1	Kamario Taylor	QB	6-4	230	Fr.	HS	Macon, Miss.	Noxubee County HS
2	Blake Shapen	QB	6-1	210	Gr.	RS	Shreveport, La.	Evangel Christian Academy (Baylor)
2	Isaac Smith	S	6-0	220	Jr.	2L	Fulton, Miss.	Itawamba Agricultural HS
3	Anthony Evans III	WR	5-11	180	Jr.	TR	Converse, Texas	Judson HS (Georgia)
3	Brylan Lanier	S	6-1	190	RSr.	1L	Tuscaloosa, Ala.	Paul W. Bryant HS (East Mississippi CC)
4	DeAgo Brumfield	CB	6-0	190	RSr.	RS	Cincinnati, Ohio	La Salle HS (Memphis)
4	Jordan Mosley	WR	6-0	195	RSr.	1L	Mobile, Ala.	McGill Toolen HS (Northwestern)
5	Stonka Burnside	S	6-0	200	So.	1L	Starkville, Miss.	Starkville HS
5	Max Reese	TE	6-3	250	RJr.	TR	Chicago, Ill.	Fenwick HS (Eastern Michigan)
6	Deonte Anderson	DL	6-3	280	RSr.	3L	Miami, Fla.	Fort Meade Senior HS
6	Davon Booth	RB	5-10	205	Gr.	1L	North Las Vegas, Nev.	El Monte (CA) HS (Utah State)
7	Markus Allen	WR	6-2	215	RSr.	TR	Dayton, Ohio	Northmont HS (Eastern Michigan)
7	Zakari Tillman	LB	6-2	235	Jr.	2L	Florence, Miss.	Florence HS
8	Malick Sylla	LB	6-6	255	Sr.	TR	Katy, Texas	Katy HS (Texas A&M)
8	Seydou Traore	TE	6-4	235	RSr.	1L	London, England	Clearwater Academy International (Arkansas State)
9	Ricky Johnson	WR	6-2	185	RFr.	RS	Warner Robins, Ga.	Houston County HS
9	Tony Mitchell	S	6-1	215	Jr.	JC	Alabaster, Ala.	Thompson HS (East Mississippi CC)
10	Cam Ball	TE	6-7	250	RJr.	1L	Glenn Dale, Md.	Gonzaga College High School (Buffalo)
10	Jalen Smith	LB	6-2	230	RSO.	TR	Grayson, Ga.	Grayson HS (Tennessee)
11	Tyler Lockhart	LB	6-2	225	Fr.	HS	Kilmichael, Miss.	Winona HS
11	Ayden Williams	WR	6-3	205	Jr.	TR	Ridgeland, Miss.	Ridgeland HS (Ole Miss)
12	Cam Thompson	WR	6-0	200	RJr.	TR	Youngstown, Ohio	Boardman HS (Northern Illinois)
13	Sanfrisco Magee	WR	6-2	200	RFr.	RS	McComb, Miss.	McComb HS
13	Jahron Manning	S	5-10	195	Sr.	TR	New Orleans, La.	Brother Martin HS (Old Dominion)
14	Gracen Harris	WR	5-11	175	Fr.	HS	Ennis, Texas	Ennis HS
14	Lo'Kavion Jackson	S	6-1	200	Fr.	HS	Reddick, Fla.	Mostley HS
15	Parker Puckett	QB	6-0	180	Fr.	HS	Flowood, Miss.	Jackson Prep
15	Jayven Williams	CB	6-2	185	RJr.	TR	Mobile, Ala.	Baker HS (Kennesaw State)
16	Derion Gullette	LB	6-3	240	RSO.	TR	Marlin, Texas	Teague HS (Texas)
17	Kyle Johnson	CB	5-11	185	Fr.	HS	Cotton Port, La.	Bunkie HS
17	Luke Kromenhoek	QB	6-4	220	So.	TR	Savannah, Ga.	Benedictine Military School (Florida State)
18	Jaron Glover	WR	6-1	205	RJr.	TR	Sarasota, Fla.	Riverview HS (Michigan State)
18	Sekou Smith Jr.	S	6-0	180	Fr.	HS	Miami, Fla.	Miami Central HS
19	Cyrus Reyes	S	6-1	200	So.	1L	Katy, Texas	Taylor HS
20	Johnnie Daniels	RB	5-10	200	Sr.	1L	Crystal Springs, Miss.	Crystal Springs HS (Copiah-Lincoln CC)
20	Jett Jefferson	CB	6-1	190	Jr.	JC	Tylertown, Miss.	Parklane Academy (East Central CC)
21	Hunter Washington	S	5-11	200	RSr.	3L	Katy, Texas	Katy HS (Florida State)
22	Kedrick Bingley-Jones	DL	6-4	320	RSr.	RS	Concord, N.C.	Providence Day HS (North Carolina)
22	Xavier Gayten	RB	6-0	205	So.	1L	Brookhaven, Miss.	Brookhaven HS
23	Seth Davis	RB	5-7	190	RSO.	1L	Katy, Texas	Katy HS
23	Trevion Williams	DL	6-4	295	RJr.	1L	Crystal Springs, Miss.	Crystal Springs HS
24	Fluff Bothwell	RB	5-10	230	So.	TR	Oneonta, Ala.	Oneonta HS (South Alabama)
24	Elijah Cannon	CB	6-0	180	RFr.	RS	Coconut Creek, Fla.	Coconut Creek HS
25	Ray Thomas	DL	6-4	300	Gr.	TR	Racine, Wis.	Washington Park HS (Northern Illinois)
26	Dwight Lewis III	CB	6-1	195	RSr.	TR	Fairborn, Ohio	Fairborn HS (Marian University)
26	Kolin Wilson	RB	5-9	190	Fr.	HS	Gulf Shores, Ala.	Gulf Shores HS
27	Red Hibbler	DL	6-2	275	Gr.	TR	Louisville, Miss.	Louisville HS (NC State)
28	Tanner Johnson	S	6-0	185	RJr.	1L	Kyle, Texas	Lehman HS
29	Boogie Johnson	S	6-2	200	RFr.	RS	Hooks, Texas	Hooks HS
30	Montrell Chapman	LB	6-3	230	Jr.	JC	Batesville, Miss.	South Panola HS (Mississippi Gulf Coast CC)
31	LaKendrick James	LB	6-2	250	Jr.	JC	Shelby, Miss.	Northside HS (Copiah-Lincoln CC)
32	AJ Rice	LB	6-1	240	Fr.	HS	Huntsville, Ala.	Madison Academy
33	DK McGruder	DB	6-2	175	RJr.	JC	Natchez, Miss.	Adams County Christian School (Mississippi Gulf Coast CC)
34	Vic Sutton	S	6-3	215	RSO.	SQ	Madison, Miss.	Madison Central HS
35	Kalvin Dinkins	DL	6-2	320	RJr.	SQ	Lake, Miss.	Lake HS
36	Ja'Bryis Stewart	LB/S	6-1	215	Jr.	JC	Crystal Springs, Miss.	Crystal Springs HS (Mississippi Delta CC)
37	Nevaeh Sanders	LB	6-4	230	Gr.	TR	Flint, Mich.	Flint Powers Catholic HS (Northern Illinois)
38	Jaylen Antoine	CB	5-11	180	Fr.	HS	Bay St. Louis, Miss.	Bay HS
38	Nathan Tiyce	P	6-5	230	Fr.	HS	Gerringong, Australia	Tocal College
39	Kallen Cospers	LS	6-4	215	Fr.	HS	Kingwood, Texas	Kingwood Park HS

NUMERICAL ROSTER								
No.	Name	Pos.	Ht.	Wt.	Cl.	Exp.	Hometown	High School (Previous School)
40	Nic Mitchell	LB	6-2	230	RSr.	3L	Jacksonville, Fla.	Mandarin HS
41	Tyshun Willis	LB	6-2	250	Fr.	HS	Camden, Miss.	Velma Jackson HS
42	Sam Paxton	TE	6-3	240	RSr.	SQ	Newellton, La.	Tensas Academy
42	DJ Reed	DL	6-4	285	RSo.	TR	Columbus, Ga.	Carver HS (Auburn)
43	Will Whitson	DL	6-5	295	Gr.	TR	Cincinnati, Ohio	Winton Woods HS (Coastal Carolina)
44	Branden Jennings	LB	6-3	240	RSr.	1L	Jacksonville, Fla.	Sandalwood HS (Hinds CC)
45	Ethan Myers	LS	6-1	220	RSr.	TR	Murfreesboro, Tenn.	Blackman HS (Chattanooga)
46	Joseph Head Jr.	DL	6-4	255	RSo.	1L	Lexington, Miss.	Holmes County Central HS
47	Sean Pleasant Jr.	DB	6-2	170	Fr.	HS	Austin, Texas	Pflugerville Connally HS
47	William Wilkinson	K	6-2	185	RFr.	RS	Oxford, Miss.	Oxford HS
48	Turner Reeves	LB	6-0	200	Fr.	HS	Flora, Miss.	Jackson Prep
49	Marlon Hauck	K	6-3	195	RJr.	SQ	Phoenix, Ariz.	Desert Vista HS (Southern Illinois)
50	Koby Keenum	OL	6-4	305	RSo.	TR	Florence, Ala.	Mars Hill Bible School (Kentucky)
51	Luke Work	OL	6-6	315	So.	1L	Somerville, Tenn.	Lausanne Collegiate School
52	Zack Owens	OL	6-6	340	RSo.	TR	McDonough, Ga.	Eagles Landing Christian Academy (Colorado)
53	Brennan Smith	OL	6-3	320	RSr.	TR	Pensacola, Fla.	Escambia HS (Austin Peay)
54	Blake Steen	OL	6-6	340	RJr.	TR	Miami, Fla.	St. Thomas Aquinas (Virginia)
55	Colin Coates	DL	6-2	320	Jr.	TR	Baltimore, Md.	Saint Frances HS (Charlotte)
55	Jakheem Shumpert-Perkins	OL	6-5	330	Jr.	JC	Plantersville, Miss.	Shannon HS (NW Mississippi CC)
56	Wesley Davis	OL	6-4	300	RJr.	SQ	Collierville, Tenn.	Briarcrest Christian HS
58	TJ Lockhart	OL	6-5	360	RFr.	RS	Kilmichael, Miss.	Winona HS
59	Alex Lopez	OL	6-6	295	RFr.	RS	Cleveland, Miss.	Bayou Academy
60	Matthew LeFeau	OL	6-5	350	Jr.	JC	Tacoma, Wash.	Washington HS (Shasta College)
61	Trevor Mayberry	OL	6-3	325	Gr.	TR	Tampa, Fla.	Jesuit HS (Stanford)
65	Spencer Dowland	OL	6-6	300	Fr.	HS	Athens, Ala.	Athens HS
70	Breyden Turnage	OL	6-7	320	Fr.	HS	Dyersburg, Tenn.	Dyersburg HS
71	Saquon Miles	OL	6-5	320	Jr.	JC	Greenville, Ala.	Greenville HS (Hinds CC)
72	Canon Boone	OL	6-4	315	RSr.	2L	Kemah, Texas	Dickinson HS
73	Jaekwon Bouldin	OL	6-6	340	RJr.	TR	Canton, Miss.	Canton HS (Purdue)
74	Jimothy Lewis Jr.	OL	6-6	320	RFr.	RS	Ridgeland, Miss.	IMG Academy
75	Jacoby Jackson	OL	6-6	320	RSr.	1L	Arlington, Texas	Mansfield Summit HS (Texas Tech)
76	Albert Reese IV	OL	6-7	330	RSr.	3L	Edmonton, Alberta	Clearwater Academy International
77	Jayvin Q. James	OL	6-5	320	RSo.	TR	Deerfield Beach, Fla.	Blanche Ely HS (Akron)
80	Kyle Ferrie	K	6-1	205	Jr.	2L	Searcy, Ark.	Harding Academy
81	Bull Mitchell	WR	5-11	210	Fr.	HS	Fort Valley, Ga.	Houston County HS
82	Davian Jackson	WR	6-1	185	Fr.	HS	New Iberia, La.	Westgate HS
83	Ferzell Shepard	WR	6-2	170	Fr.	HS	Baton Rouge, La.	Scotlandville Magnet HS
84	Emeka Iloh	TE	6-9	265	Jr.	JC	Peachtree, Ga.	McIntosh HS (Coahoma CC)
87	Sam West	TE	6-4	250	RSo.	TR	Greensburg, Ind.	Greensburg Community HS (Indiana)
88	Jamil Burroughs	DL	6-3	330	RSr.	TR	Powder Springs, Ga.	McEachern HS (Miami)
88	Joseph Skipworth	TE	6-5	225	Fr.	HS	Pace, Fla.	Pace HS
88	Ethan Pulliam	P	6-1	190	RSo.	SQ	Starkville, Miss.	Starkville HS
89	Jessie Primer IV	WR	6-0	175	Fr.	HS	Canton, Miss.	Canton Academy HS
90	Kai McClendon	DL	6-2	315	So.	1L	Gulfport, Miss.	Gulfport HS
92	Jaray Bledsoe	DL	6-4	315	RJr.	TR	Marlin, Texas	Marlin HS (Texas)
94	Corey Clark	DL	6-4	310	RJr.	1L	Birmingham, Ala.	Minor HS (NE Mississippi CC)
97	Terrance Hibbler Jr.	DL	6-3	310	RFr.	RS	Lexington, Miss.	Holmes County Central HS
98	Ashun Shepphard	DL	6-3	295	Sr.	1L	Brandon, Miss.	Brandon HS (East Mississippi CC)
99	Diesel Moya	DL	6-5	345	RJr.	JC	Phenix City, Ala.	Smiths Station HS (Tyler JC)

PRONUNCIATION GUIDE				
3	Brytan Lanier	BRY-lynn	Luh-near	
6	Davon Booth		DUH-von	
7	Zakari Tillman		ZUH-car-E	
8	Malick Sylla	muh-LEEK	SILL-uh	
8	Seydou Traore	Say-Do	TRY-or-A	
13	Jahron Manning		Juh-Ron	
14	Lo'Kavion Jackson		Low-kay-vee-ON	
16	Derion Gullette	dair-EE-on	guh-LET	
17	Luke Kromenhoek	Chrome-n-HAWK		
18	Jaron Glover		juh-ron	
18	Sekou Smith Jr.		SAY-koo	
22	Kedrick Bingley-Jones		KEY-drick	
22	Xavier Gayten	EX-zay-vee-er	Gay-Ten	
24	Fluff Bothwell		Bawth-well	
36	Ja'Bryis Stewart		JUH-bry-is	
37	Nevaeh Sanders		NAH-vay	
38	Nathan Tiyce		Tice	
41	Tyshun Willis		Ty-SHUN	
49	Marlon Hauck		Hawk	
55	Jakheem Shumpert-Perkins		Ja-KEEM	
60	Matthew LeFeau		Le-Fye-el	
73	Jaekwon Bouldin		JAY-kwon	
84	Emeka Iloh		E-low	
88	Ethan Pulliam		Pull-E-um	
90	Kai McClendon		Ky	
98	Ashun Shepphard		Auh-Shawn	

ALPHABETICAL ROSTER		
No.	Name	Pos.
61	Trevor Mayberry	OL
90	Kai McClendon	DL
33	DK McGruder	DB
71	Saquon Miles	OL
81	Bull Mitchell	WR
40	Nic Mitchell	LB
9	Tony Mitchell	S
4	Jordan Mosley	WR
99	Diesel Moya	DL
45	Ethan Myers	LS
52	Zack Owens	OL
42	Sam Paxton	TE
47	Sean Pleasant Jr.	DB
89	Jessie Primer	WR
15	Parker Puckett	QB
88	Ethan Pulliam	P
42	DJ Reed	DL
5	Max Reese	TE
76	Albert Reese IV	OL
48	Turner Reeves	LB
19	Cyrus Reyes	S
32	AJ Rice	LB
37	Nevaeh Sanders	LB
2	Blake Shapen	QB
83	Ferzell Shepard	WR
98	Ashun Shepphard	DL
55	Jakheem Shumpert-Perkins	OL
88	Joseph Skipworth	TE
53	Brennan Smith	OL
18	Sekou Smith Jr.	S
2	Isaac Smith	S
10	Jalen Smith	LB
54	Blake Steen	OL
36	Ja'Bryis Stewart	LB/S
34	Vic Sutton	S
8	Malick Sylla	LB
1	Kamario Taylor	QB
25	Ray Thomas	DL
0	Brenen Thompson	WR
12	Cam Thompson	WR
38	Nathan Tiyce	P
7	Zakari Tillman	LB
8	Seydou Traore	TE
70	Breyden Turnage	OL
21	Hunter Washington	S
87	Sam West	TE
43	Will Whitson	DL
47	William Wilkinson	K
11	Ayden Williams	WR
15	Jayven Williams	CB
23	Trevion Williams	DL
41	Tyshun Willis	LB
26	Kolin Wilson	RB
51	Luke Work	OL

5

THE NOTEBOOK VS. OLE MISS

General Notes

- » Mississippi State and Ole Miss met for the 122nd time, and the 43rd time in Starkville ... This was the 98th version of the “Battle For The Golden Egg”.
- » The Egg Bowl rivalry is the 10th longest running rivalry game in the nation, second-longest in the SEC.
- » Ole Miss leads the all-time series, 67-49-6
- » When the game is played in Starkville, Ole Miss leads, 25-15-3.
- » Since 1991, the rivalry is led by Ole Miss at 18-17.
- » Uniform Combo: Mississippi State wore a maroon helmet, maroon jersey and gray pants. The helmet had the white Interlocking MSU logo on it.
- » This was the first Egg Bowl to feature the Interlocking logo since 2002
- » This is the 4th time this century that Mississippi State has worn gray pants for the Egg Bowl ... State is 2-1 when wearing gray pants in the Egg Bowl.
- » This is the third game in 2025 that has featured the maroon-maroon-gray combo.
- » Attendance: 60,417
- » Mississippi State has scored in 68 consecutive games dating back to October 21, 2020.

Game Captains & Coin Toss

- » Game Captains for State: #0 Brenen Thompson (WR), #2 Isaac Smith (S), #40 Nic Mitchell (LB)
- » Ole Miss won the toss and elected to receive
- » This is only the third time under Lebby that the Bulldogs have started the game on defense, all three were in 2025.
- » Mississippi State is 11-13 on the coin toss under Jeff Lebby.

Offensive Team Notes

- » Second-straight Egg Bowl that Mississippi State has started a true freshman at quarterback. Kamario Taylor (2025) joined Michael Van Buren Jr. who started that 2024 Egg Bowl.
- » Just the 6th MSU true freshman to start at QB since 1989 in the Egg Bowl.
- » The Bulldogs rushed for 262 yards, which marked the 4th time this season that State rushed for more than 200 yards and the third over 250.
- » Is the 11th team since 1995 and the first since 2019 to have 3+ games of 250 yards rushing in the same season.
- » The MSU offense combined for 440 yards, which was the 6th time this season going over 400 yards.
- » Taylor's 173 rushing yards was the most yards Ole Miss has allowed in a game to a QB since Nick Fitzgerald in 2016.

Offensive Player Notes

Kamario Taylor

- » Made his first career start ... Started at quarterback
- » Rushed for two touchdowns, which is his second career multi-touchdown game.
- » Six rushing touchdowns in the final four games of the season.
- » Becomes the 10th player for MSU in the Egg Bowl to run for 2+ touchdowns.
- » Taylor's 39-yard run was the 8th longest run in Egg Bowl history
- » Taylor's 173 rushing yards are the 4th most for a Bulldog player in the Egg Bowl.
- » 5th most for a MSU QB since 1995.
- » Only the 4th QB to have 150+ passing and rushing yards in the same game since 1995.
- » Had his first career 100-yard rushing performance.
- » The first MSU QB to have 100+ rushing yards since Garrett Schrader in 2019 against Kentucky, who was also a true freshman.

Fluff Bothwell

- » Bothwell's 43-yard run in the second quarter was his longest run as a Bulldog.

Brenen Thompson

- » Had 6 receptions, which was the sixth time this season, having 6+ receptions.
- » Had 80 receiving yards putting his season total at 948 yards, which is the 5th most in MSU history and the most under Jeff Lebby.

Defensive Team Notes

- » Isaac Smith is the third player to have two twelve or more tackles in an Egg Bowl twice in their career since 1995.

Defensive Player Notes

Isaac Smith

- » 2nd Egg Bowl in a row with 10+ tackles.

Special Teams Notes

Kyle Ferrie

- » Ferrie was 1-1 in PATs, extending his streak to 71 straight makes ... 43 straight makes this season.
- » His 43 PAT makes set the single-season record for an MSU kicker.
- » He is 108-for-109 in PATs in his career.
- » Ferrie was 2-2 for FGs with makes of 40 and 36 yards.
- » Ferrie now has 225 career points which moves him to 4th place all-time, and 1st among kickers.

Ethan Pulliam

- » Nine straight games with a punt of 50+ yards.

Explosive Plays (6)

(plays of 20+ yards)

Seydou Traore

- » 29-yard reception from Kamario Taylor, first quarter

Kamario Taylor

- » 22-yard rushing touchdown, first quarter
- » 39-yard run, second quarter
- » 35-yard rushing touchdown, fourth quarter
- » 25-yard run, fourth quarter

Fluff Bothwell

- » 43-yard run, second quarter

BULLDOGS IN THE NFL (20)*as of Dec. 8*

Name	Pos.	Exp.	Current Team
Denico Autry	DE	12	Houston
Marcus Banks	S	1	Tampa Bay
Logan Cooke	P	8	Jacksonville
Charles Cross	OT	4	Seattle
Jaden Crumedy ^	DT	2	Carolina
Martin Emerson Jr. *	CB	4	Cleveland
Emmanuel Forbes Jr.	CB	3	LA Rams
Willie Gay Jr.	ILB	6	Miami
J.T. Gray ^	S	8	Tampa Bay
Elgton Jenkins *	OG	7	Green Bay
Chris Jones	DT	10	Kansas City
Tyre Phillips ^	OL	4	Cleveland
Dak Prescott	QB	10	Dallas
Decamerion Richardson	CB	2	Las Vegas
Jeffery Simmons	DT	7	Tennessee
Darius Slay *	CB	13	Buffalo
Preston Smith	DE	10	Washington
Montez Sweat	DE	7	Chicago
Nathaniel Watson *	LB	2	Cleveland
Tyrus Wheat	DE	3	Detroit

* Reserve / Injured // ^ Practice Squad

BULLDOG GRADUATES (17)



Name	Degree Earned	School
Deonte Anderson	Business Administration	MSU
Kedrick Bingley-Jones	Community College Education	UNC
Canon Boone	Business Administration	MSU
Davon Booth	Psychology	MSU
Wesley Davis	Business Administration	MSU
Jacoby Jackson	Interdisciplinary Studies	MSU
Brylan Lanier	Interdisciplinary Studies	MSU
Trevor Mayberry	Science Technology and Society	STAN
Nic Mitchell	Business Administration	MSU
Jordan Mostley	Business Administration	MSU
Ethan Myers	Business Administration	CHAT
Albert Reese IV	Business Administration	MSU
Blake Shapen	Interdisciplinary Studies	MSU
Brennan Smith	Business Administration	UTEP
Ray Thomas	Applied Leadership	NIU
Seydou Traore	Interdisciplinary Studies	MSU
Hunter Washington	Interdisciplinary Studies	MSU

THE NOTEBOOK

Best Small Town In The South

- » Starkville has been named the "Best Small Town In The South" each of the last two years.
- » Featured nationally in Southern Living, New York Post, and Miami Herald.
- » Unmatched community support, great quality of life, and full buy-in for Mississippi State Football.

New Crossroads District Coming To Starkville

- » A new 15-acre district featuring a boutique hotel, restaurants and retail stores on the land between the MSU campus and the Cotton District, developers announced Aug. 20. It is to be named the Crossroads District. More info can be found [HERE](#).
- » It will be a multi-year and multi-phased project that will connect Starkville and Mississippi State like never before. The project is led and anchored by Hotel Madelon, a Marriott tribute portfolio hotel with construction set to begin in October.

- » Hotel Madelon is named after Mississippi State's first fight song.

Facility Enhancements

- » A new Indoor Practice Facility project was announced back in May and is backed by Howard Industries. The facility will be named in honor of Billy W. Howard Sr., a beloved alumnus, former student-athlete, and pillar of the MSU community.
- » The new facility includes a new 110,000-sq. ft. indoor training facility. Additionally, there will be renovations and expansions to the current Leo Seal Jr. Football Complex that will enhance key areas such as sports medicine, nutrition and locker rooms. The project includes specialized areas for sports science, designed to advance recovery, reduce injuries, and optimize performance.
- » Construction is expected to begin in 2027. More Information can be found [HERE](#).

Coaching Staff Updates

- » Mississippi State added two assistant coaches from Colorado to its staff in 2025. Joining the Bulldogs are **Vincent Dancy** (Defensive Ends & Outside Linebackers) and **Phil Loadholt** (offensive line). State also added former head coaches, **Mike MacIntyre** and **Paul Rhoads**, as Senior Defensive Analysts.
- » **Vincent Dancy** is a Mississippi native and spent the past two seasons on Deion Sanders' staff at Colorado. After serving as an analyst in 2023, he was promoted to defensive ends coach in 2024, where his unit ranked 13th and 16th nationally in both sacks and tackles for loss. Dancy and Coach Lebby had not worked together before this season.

- » **Phil Loadholt**, who worked with Lebby at Oklahoma, Ole Miss and UCF, got his first offensive line job at Colorado in 2024. Loadholt's o-line led the Big 12 and ranked fourth nationally in passing offense.
- » Additional coaching updates include **Anthony Tucker** adding the role of Pass Game Coordinator to his responsibilities, along with **Jon Cooper** adding Run Game Coordinator to his responsibilities.

The Emotional Return of Seth Davis

- » In one of the most inspiring moments in Davis Wade Stadium history, Seth Davis made his return to the field late against Alcorn State.
- » It was his first game action since a gruesome leg injury suffered on Nov. 23, 2023 against Ole Miss.
- » 660 days later, No. 23 Seth Davis rushed 23 yards up the middle for a touchdown, his first score since Oct. 7, 2023. He ended the game vs. Alcorn with 2 carries for 31 yards and the touchdown and earned the game ball for all the hard work he put in to get to this moment. A video of the post game locker room game ball celebration can be seen [HERE](#).

Age Is Just A Number

- » Mississippi State's true freshman punter **Nathan Tiyce** is one of 13 FBS players in 2025 born in the 90s.
- » Of the 13 players born in the 90s, five are freshmen.
- » Tiyce is Mississippi State's oldest player, and the 12th oldest nationally.
- » Four players in the SEC were born in the 90s: Nathan Tiyce, MSU (P), Monte Harrison, Arkansas (WR), Wilson Berry, Kentucky (P) and Jackson Ross, Tennessee (P).

An Experienced Roster

- » Mississippi State is one of three FBS schools with at least 30 seniors or graduates on its roster. The list includes: Colorado (38), Mississippi State (30) and Oklahoma State (30).
- » Mississippi State is on the older side in terms of the number of players in at least their sixth season of college football.
- » In 2025, Mississippi State is one of 12 teams nationally that have at least five players on its roster in their sixth season of college football. State is tied with Hawai'i with five, while Virginia leads the way with 19.

Welcome To Starkville

- » Mississippi State has nine players on its roster who played against the Bulldogs at some point in their careers. Those players are: Anthony Evans III, Malick Sylla, Jalen Smith, Ayden Williams, Derion Gullette, DJ Reed, Koby Keenum, Jacoby Jackson and Jaray Bledsoe.

OFFENSIVE STAT NOTABLES

100+ Yard Rushing Games

Player	2021	2022	2023	2024	2025	Career
Davon Booth	--	--	3	2	1	6
Fluff Bothwell	--	--	--	4	2	6
Kamario Taylor	--	--	--	--	1	1

2+ Rushing Touchdown Games

Player	2021	2022	2023	2024	2025	Career
Fluff Bothwell	--	--	--	5	3	8
Davon Booth	--	--	2	--	2	4
Kamario Taylor	--	--	--	--	2	2
Blake Shapen	--	--	--	--	1	1

100+ Yard Receiving Games

Player	2021	2022	2023	2024	2025	Career
Anthony Evans III	--	--	--	--	3	3
Brenen Thompson	--	--	--	--	3	3
Markus Allen	--	--	--	2	--	2
Jordan Mosley	--	--	--	2	--	2
Cam Thompson	--	--	--	1	--	1
Seydou Traore	--	1	--	--	--	1

2+ Receiving Touchdown Games

Player	2021	2022	2023	2024	2025	Career
Brenen Thompson	--	--	--	--	2	2
Anthony Evans III	--	--	--	--	1	1

300+ Yard Passing Games

Player	2021	2022	2023	2024	2025	Career
Blake Shapen	--	2	3	1	2	8

3+ Passing Touchdown Games

Player	2021	2022	2023	2024	2025	Career
Blake Shapen	1	1	1	1	2	6
Luke Kromenhoek	--	--	--	1	--	1

Career 300+ Yard Passing Games

Blake Shapen (8)

Date	Yards (TD)	Comp-Att-Int	Opponent
Oct. 25, 2025	381 (4)	26-42-0	vs. #22 Texas
Oct. 1, 2022	345 (2)	28-40-2	vs. Oklahoma State
Oct. 13, 2022	326 (2)	14-22-0	at West Virginia
Oct. 18, 2025	324 (0)	24-36-1	at Florida
Oct. 7, 2023	324 (1)	22-38-0	Texas Tech
Sept. 14, 2024	319 (2)	28-39-1	Toledo
Oct. 21, 2023	316 (1)	25-42-0	at Cincinnati
Sept. 2, 2023	303 (2)	21-31-0	Texas State

Career 100+ Yard Rushing Games

Davon Booth (6)

Date	Yards (TD)	Attempts	Opponent
Oct. 7, 2023	141 (2)	14	Colorado State
Nov. 9, 2024	125 (1)	20	at #7 Tennessee
Nov. 18, 2023	125 (0)	12	Boise State
Nov. 23, 2024	124 (1)	12	at Missouri
Oct. 18, 2025	105 (2)	22	at Florida
Sept. 23, 2023	103 (0)	21	James Madison

THE NOTEBOOK

Fastest Player In Football

» **Brenen Thompson** found himself on the annual "Freaks List" by Bruce Feldman for his insane speed.

» Over the summer **Thompson was clocked at a blazing 23.7 mph**, fastest mark on the team.

» Per an NCAA Track article published in June of 2025 ([found here](#)), Thompson's 23.7 mph would be faster than Tyreek Hill's registered top speed of 23.34 in 2016.

» Thompson is part of an elite club that includes Tyreek Hill and Raheem Mostert as the only players to top 23 mph since 2020.

» In 2024, the fastest mph mark, according to NFL Next Gen Stats, was KaVontae Turpin in week 11 when he was clocked at 22.36 mph on a 64-yard touchdown reception.

» **Brenen Thompson** reunites with Coach Lebby after playing for him in 2023 at Oklahoma.

Lefty-Lefty Specialists

» Mississippi State's special teams will trot out a kicker and a punter in 2025 that both kick left footed.

» **Kyle Ferrie**, a left footed kicker, will handle the place kicking duties for the third consecutive year.

» Mississippi State is the only FBS program with both a lefty kicker and a lefty punter handling the primary kicking duties. Stanford has a backup kicker/punter who is also a lefty.

» **Ethan Pulliam**, a former starting second baseman for the Mississippi State baseball team, kicks left footed.

Team Quick Hits

» Mississippi State is playing its 126th season of football in 2025 and its second under the direction of head coach **Jeff Lebby**.

» In less than two years under Coach Lebby, over 100 new players have been added to the roster and only 18 players remain from the 2023 roster.

» With the addition of long-time NFL tackle **Phil Loadholt** as the team's new offensive line coach, priority number one was to get bigger in the trenches. Before Loadholt took over, State's offensive line averaged just 311 pounds ... Since Loadholt has taken over, the offensive line weighs an average of 325 pounds. In both 2024 and 2025, the average

height of the offensive line is just over 6-5. The average size of the offensive line in the SEC is 319.9 pounds and the average height is 6' 4.8".

» Mississippi State is one of four teams nationally that will play seven teams in the Preseason AP Top 25. Florida, LSU and Oklahoma join them. In 2024, State played six teams in the Preseason AP Top 25 Poll.

» Head coach **Jeff Lebby's** 2025 Leadership Council: **Kedrick Bingley-Jones, Jacoby Jackson, Branden Jennings, Nic Mitchell, Albert Reese IV, Blake Shapen, Isaac Smith, Brenen Thompson, Seydou Traore, and Hunter Washington.**

» Mississippi State opened the game against Northern Illinois on defense after NIU elected to receive. It snapped a streak of 19 straight games receiving the opening kickoff.

» Under head coach **Jeff Lebby**, Mississippi State has started the game on offense in 21 of 24 games.

» Mississippi State has received the opening kickoff in 26 of its last 27 games.

» The Bulldogs are 11-13 on the coin toss since the start of the 2024 season.

» Mississippi State has scored in 68 consecutive games dating back to Oct. 21, 2020.

» Mississippi State earned its first non-conference AP Top 15 home win since 1991 when State defeated #12 Arizona State on Sept. 6.

» Following Fluff Bothwell's 134 rushing yards against Tennessee on Sept. 27, Mississippi State is the first team since Mizzou in 2017 to have a running back rush for 120+ yards against Tennessee in consecutive seasons. Davon Booth has 125 against the Vols in 2024.

» Tennessee has allowed 100+ yards rushing to a single back just four times since 2024, two of those 100-yard games have been by Mississippi State.

» Mississippi State leads the SEC in completed passing plays over 40-yards with 18, and is tied for 2nd in the SEC lead in passes over 50-yards with 8.

» State's 34 points against #15 Tennessee were the most points for the Bulldogs in an SEC opener since scoring 44 at #6 LSU in 2020.

Fluff Bothwell (6)			
Date	Yards (TD)	Attempts	Opponent
Sept. 12, 2024	143 (2)	7	Northwestern St.
Sept. 27, 2025	134 (2)	23	#15 Tennessee
Oct. 26, 2024	119 (2)	17	ULM
Sept. 19, 2024	116 (2)	14	at App State
Nov. 23, 2024	104 (1)	6	at Southern Miss.
Sept. 20, 2025	101 (0)	17	Northern Illinois
Kamario Taylor (1)			
Date	Yards (TD)	Attempts	Opponent
Nov. 28, 2025	173 (2)	20	#6 Ole Miss
Career 100+ Yard Receiving Games			
Anthony Evans (3)			
Date	Yards (TD)	Receptions	Opponent
Nov. 1, 2025	111 (2)	6	at Arkansas
Sept. 6, 2025	108 (1)	9	#12 Arizona State
Oct. 18, 2025	107 (0)	11	at Florida
Brenen Thompson (3)			
Date	Yards (TD)	Receptions	Opponent
Oct. 18, 2025	155 (0)	7	at Florida
Sept. 6, 2025	133 (2)	6	#12 Arizona State
Nov. 1, 2025	107 (0)	6	at Arkansas
Markus Allen (2)			
Date	Yards (TD)	Receptions	Opponent
Nov. 20, 2024	187 (1)	9	Buffalo
Oct. 19, 2024	140 (1)	7	Central Michigan
Jordan Mosley (2)			
Date	Yards (TD)	Receptions	Opponent
Nov. 2, 2024	107 (0)	4	UMass
Aug. 31, 2024	104 (1)	5	Eastern Kentucky
Cam Thompson (1)			
Date	Yards (TD)	Receptions	Opponent
Oct. 26, 2024	128 (1)	8	at Ball State
Seydou Traore (1)			
Date	Yards (TD)	Receptions	Opponent
Sept. 17, 2022	120 (1)	6	@ Memphis

THE NOTEBOOK

- » The kickoff return has disappeared in 2025. Mississippi State ranks 130th in number of kickoff returns this season with just 8, as most kickoffs have resulted in a touchback. This season, State is 1 of 10 schools to have 10 or less kickoff returns this season.
- » Mississippi State ranks 124th in Time of Possession, with an average of 27:43.83 this season. The nations best mark is Army at 34:26.75. Georgia has the best mark in the SEC at 33:58.62.
- » Mississippi State has had four 100+ yard rushing performances this season. Fluff Bothwell has accounted for two (vs. Northern Illinois & Tennessee), Davon Booth has one (at Florida) and Kamario Tayor earned his first career 100+ yard rudhing game vs. Ole Miss. This is the first time that State has had at least three 100-yard rushing games in the same season since 2019 (8 times).

Individual Quick Hits

- » **Jahron Manning** leads Mississippi State in tackles with 85. His 85 tackles on the year are tied for 2nd in the SEC. This is the second-straight season a Bulldog safety has found themselves in the top 5 in the SEC in tackles. Last season Isaac Smith led the SEC in total tackles.
- » **Score From Far** "Score From Far" is a term you'll hear inside the MSU Football building. State scored 12 offensive touchdowns of 30+ yards in 2024. It was the most explosive play touchdowns for Mississippi State since 2016 when they scored 16 touchdowns.
- » In 2025, The Bulldogs have scored 10 touchdowns of 30+ yards, with nine of the 10 being greater than 40 yards.
- » State's longest scoring play this season was a 75-yard reception by Jordan Mosely from Blake Shapen against Alcorn State on the second play of the game.
- » The Bulldogs opened the 2025 campaign with a 55-yard touchdown pass from Blake Shapen to Seydou Traore on the opening drive of the game.

Quick Strike Offense

- » Mississippi State has scored 18 touchdowns in under two minutes this season. **Luke Kromenhoek's TD run in the 4th quarter vs. Alcorn State will say 5 minutes but that is due to both teams agreeing to play 10 minute quarters and*

the NCAA software requires the five minutes to be given to the team on offense.

- » State has had 18 scoring drives of 5 plays or less this season.
- » State has had 4 scoring drives of 2 plays or less this season.
- » In 2024, State scored 15 offensive touchdowns in less than two minutes. The Bulldogs also had 14 scoring drives of 5 plays or less.
- » Under Jeff Lebby, State has 22 offensive touchdowns of 30+ yards.
- » Mississippi State is 2nd in the SEC in long scrimmage plays of 40+ yards with 19.

100-Yard Receivers Under Lebby

- » **Brenen Thompson & Anthony Evans III** became the second & third wide receivers during Coach Lebby's tenure at State to earn their first career 100-yard receiving game.
- » Thompson's first career 100-yard game was highlighted by a pair of 45+ yard touchdown receptions, including the game-winning 58-yard catch and run to complete the upset of #12 Arizona State at home. State's first home non-conference AP Top 15 victory since 1991.
- » Anthony Evans III also used an explosive play to earn his first career 100-yard game. Blake Shapen connected with Evans on a 48-yard catch and run for State's first points against Arizona State in less than two minutes.
- » The duo has each earned three 100+ yard receiving games this season: Thompson (Arizona State/133, at Florida/155, at Arkansas/107); Evans III (Arizona State/108, at Florida/107, at Arkansas/111)
- » Brenen Thompson & Anthony Evans III become the first pair in program history to have multiple same-game 100+ yard receivnig performances in the same season. The only other duo to have multiple 100+ yard receiving games was Fred Ross & De'Runnya Wilson who did it once in 2014 and once in 2015.

Anthony Evans III

- » Anthony Evans III is having a career year in 2025 with 63 receptions for 751 yards and 4 touchdowns.
- » Evans' 63 receptions are tied for 4th in the SEC and are tied for 29th nationally.
- » His 751 yards rank 12th in the SEC.

DEFENSIVE STAT NOTABLES

Double-Digit Tackle Games

Player	2021	2022	2023	2024	2025	Career
Isaac Smith	--	--	--	7	2	9
Jahron Manning	--	--	--	4	2	6
Nic Mitchell	--	--	--	3	1	4
Ray Thomas	--	--	1	--	--	1
Jayven Williams	--	--	1	--	--	1
Branden Jennings	--	--	--	--	1	1

15+ Tackle Games

Player	2021	2022	2023	2024	2025	Career
Isaac Smith	--	--	--	3	--	3

2+ Sack Games

Player	2021	2022	2023	2024	2025	Career
Nevaeh Sanders	--	--	--	1	--	1
Malick Sylla	--	--	--	1	--	1
Zakari Tillman	--	--	--	1	--	1
Raishein Thomas	--	--	--	1	--	1
Will Whitson	--	--	1	--	--	1

Games w/ a Takeaway (INT or FR)

Player	2021	2022	2023	2024	2025	Career
Hunter Washington	--	--	1	2	1	4
Jahron Manning	--	--	--	3	1	4
Zakari Tillman	--	--	--	2	1	3
Brylan Lanier	--	--	--	1	2	3
Kelley Jones	--	--	--	1	2	3
Nic Mitchell	--	--	--	1	2	3
DeAgo Brumfield	--	--	--	1	1	2
Ray Thomas	2	--	--	--	--	2
Jayven Williams	--	--	--	1	1	2
Isaac Smith	--	--	--	--	2	2
Jaray Bledsoe	--	--	1	--	--	1
Elijah Cannon	--	--	--	1	--	1
Colin Coates	--	--	--	1	--	1
Branden Jennings	--	1	--	--	--	1
Dwight Lewis III	--	--	--	--	1	1
Ethan Myers	--	1	--	--	--	1
Malick Sylla	--	--	--	--	1	1

Games w/ a Defensive Touchdown

Player	2021	2022	2023	2024	2025	Career
Elijah Cannon	--	--	--	1	--	1
Jayven Williams	--	--	--	1	--	1

THE NOTEBOOK

» Against Florida, Evans hauled in 11 receptions. His 11 receptions were tied for the 8th-most in a single game in program history.

» Evans was the first Bulldog to have a double-digit reception game since Woody Marks on Oct. 8, 2022, against Arkansas.

» Evans was just the 11th State player since at least 1995 to have at least 10 receptions and 100+ yards receiving in the same game.

Defensive Numbers 2024 to 2025

» Mississippi State's defense has been improved from last season.

» 2024 to 2025:

	2024	2025
Scoring Defense	34.1	29.2
Rush Yards Per Game	216.9	189.5
Pass Yards Per Game	239.5	216.3
Total Offense	456.4	405.8
Turnovers Forced	12	17
3rd-Down Success	47%	40%
4th-Down Success	74%	50%
Sacks	10	20
Touchdowns Allowed	49	43
Redzone Scores	86%	80%

» Through 12 games, Mississippi State has allowed just 7, first quarter touchdowns. Texas became the first team to score an offensive touchdown against Mississippi State.

Fluff Bothwell

» **Fluff Bothwell** was one of the best backs in the Sun Belt Conference as a true freshman in 2024, leading the conference in rushing touchdowns (13), while rushing for 834 yards on just 112 carries (7.4 yards per carry). Bothwell earned Third Team All-Sun Belt honors.

» In 2025, Fluff has continued to be force in the backfield, rushing for 639 yards on 128 carries to go along with 6 touchdowns.

» His 639 rushing yards rank 12th in the SEC.

» He is averaging 5.0 yards per carry, good for 20th in the SEC.

» Fluff's 6 rushing touchdowns are tied for 18th in the SEC.

» He has rushed for multiple touchdowns in 3 games this season, brining his career total to 7 games with 2+ rushing touchdowns.

» Fluff has rushed for 19 touchdowns in his career.

Brenen Thompson

» Brenen Thompson has 948 yards on 53 receptions and 6 touchdowns in 2025 ... All career-highs.

» His 948 yards are tied for 2nd in the SEC and 21st in the country.

» He averaged 17.89 yards per reception which ranks fourth in the SEC and 19th nationally

» Leads the SEC in receptions of 40+ yards (9) and is tied for 1st in receptions of 50+ yards (4).

» Six or more receptions in six of the 12 games this season, and has had at least 54 receiving yards in seven straight games.

» He is just 52 yards shy of 1,000 on the season. If he can reach the 1,000-yard milestone, he would become just the fourth player in program history to have a 1,000-yard receiving season, and the first since 2021.

» Thompson is 99 yards shy of passing Makai Polk (1,046 yards) for the most yards in a single season in program history.

Kelley Jones

» Kelley Jones leads Mississippi State with 11 pass breakups. He also has 30 tackles on the year and two interceptions.

» According to Pro Football Focus, Jones has allowed just 11 receptions on 38 targets (28.9%) this season. Among qualified corners who have played at least 50% of their team's snaps, Jones' 28.9% receptions against rate leads the nation.

» His 11 PBUs is tied for 14th nationally and tied for the SEC lead ... His 13 passes defended are tied for the 7th nationally.

THE NOTEBOOK - RECORD WATCH

Ferrie Chasing Career Scoring Record

» **Kyle Ferrie** set the all-time scoring record for the kicker at Mississippi State in his 36th career game on Nov. 28 against Ole Miss.

	Career Points	Player	Season
1.	276	Nick Fitzgerald	2015-18
2.	276	Anthony Dixon	2006-09
3.	266	Dak Prescott	2012-15
4.	225	Kyle Ferrie	2023-pres.
5.	223	Jace Christmann	2017-20
6.	218	Brian Hazelwood	1995-98
7.	211	Artie Cosby	1983-86
8.	199	Joel Logan	1987-90
9.	186	Vick Ballard	2010-11
10.	185	Jackie Parker	1952-53

Ferrie Eyes Multiple Kicking Records

» **Most made field goals in an MSU career:**

	FGM	Player	FGA	Seasons
1.	48	Artie Cosby	81	1983-86
2.	43	Brian Hazelwood	73	1995-98
3.	41	Joel Logan	61	1987-90
4.	39	Kyle Ferrie	50	2023-pres.
5.	34	Dana Moore	51	1979-82
6.	32	Jace Christmann	40	2017-20
7.	32	Derek DePasquale	42	2009-11
8.	30	Scott Westerfield	42	1999-00
9.	27	Evan Sobiesk	30	2013-15
10.	26	Westin Graves	38	2014-16

» **Most made extra points in an MSU career:**

	PAT	Player	ATT	Seasons
1.	127	Jace Christmann	128	2017-20
2.	108	Kyle Ferrie	109	2023-pres.
3.	104	Westin Graves	108	2014-16
4.	89	Adam Carlson	91	2005-08
	89	Brian Hazelwood	94	1995-99
6.	87	Derek DePasquale	88	2009-11
7.	76	Joel Logan	84	1987-90
8.	74	Bob Morgan	78	1980-82
9.	71	Evan Sobiesk	75	2013-14
10.	70	Devon Bell	72	2012-15

- » Ferrie has made 108 of his 109 career PATs (99%). His 99% made PATs would rank top 3 in a career at State.
- » Ferrie has made 71 straight PATs entering the Duke's Mayo Bowl.
- » Ferrie is 43-43 in PATs in 2025, which is a program record for consecutive made PATs in a single-season.

Single-Season Receptions

	Rec.	Player	Yards	Avg.	Season
1.	105	Makai Polk	1,046	10.0	2021
2.	88	Fred Ross	1,007	11.4	2015
3.	83	Jo'quavious Marks	502	6.0	2021
4.	74	Kevin Coleman Jr.	932	12.6	2024
	74	David Smith	987	13.3	1970
6.	72	Fred Ross	917	12.7	2016
7.	65	Dillon Johnson	422	6.5	2021
8.	64	Jameon Lewis	923	14.4	2013
	64	Sammy Milner	745	11.6	1969
	64	Sammy Milner	909	14.2	1968
63	Anthony Evans III	751	11.9	2025	

Single-Season Receiving Yards

	Yards	Player	Rec.	Avg.	Season
1.	1,046	Makai Polk	105	10.0	2021
2.	1,035	Mardye McDole	48	21.6	1978
3.	1,007	Fred Ross	88	11.4	2015
4.	987	David Smith	74	13.3	1970
5.	948	Brenen Thompson	53	11.9	2025
6.	932	Kevin Coleman Jr.	74	12.6	2024
7.	924	Danny Knight	37	25.0	1982
8.	923	Jameon Lewis	64	14.4	2013
9.	922	Chad Bumphis	58	15.9	2012
10.	918	De'Rynnya Wilson	60	15.3	2015

Single-Season Receiving Touchdowns

	TDs	Player	Rec.	Yards	Avg.	Season
1.	12	Fred Ross	72	917	12.7	2016
	12	Chad Bumphis	58	922	15.9	2012
3.	10	De'Runnya Wilson	60	918	15.3	2015
4.	9	Makai Polk	79	781	9.9	2021
	9	De'Runnya Wilson	47	680	14.5	2014
	9	Justin Jenkins	62	880	14.2	2003
7.	8	Caleb Ducking	44	467	10.6	2022
	8	Justin Jenkins	42	661	15.7	2001
9.	7	Rara Thomas	44	626	14.2	2022
	7	Eric Moulds	39	845	21.7	1994
	7	Danny Knight	37	924	25.0	1982
	7	Mardye McDole	48	1,035	21.6	1978
	7	Bill Buckley	41	661	16.1	1973
6	Brenen Thompson	53	948	79.0	2025	

Single-Season Yards Per Punt

	Avg.	Player	Punts	Yards	Season
1.	46.85	Ethan Pulliam	40	1,874	2025
2.	46.53	Andy Russ	53	2,466	1996
3.	45.53	Jeff Walker	45	2,049	1997
4.	44.8	Nick Barr-Mira	44	1,971	2024
5.	44.45	Mike Patrick	60	2,667	1973
6.	43.73	Jared Cook	49	2,143	2004
7.	43.60	Todd Jordan	52	2,267	1992
8.	43.33	Robert Wallis	30	1,300	2003
9.	43.20	Devon Bell	50	2,160	2014
10.	42.91	Todd Jordan	51	2,175	1993

THE NOTEBOOK - RECORD WATCH

Single-Season Passing Yards

	Yards	Seasons
1.	4,918	2021
2.	4,113	2015
3.	4,046	2022
4.	3,649	2014
5.	3,259	2020
6.	3,178	2013
7.	3,091	2012
8.	2,871	2024
9.	2,841	2025
10.	2,726	2016

Single-Season Passing Yards-Per-Game

	Yards	Seasons
1.	378.3	2021
2.	316.4	2015
3.	311.2	2022
4.	296.3	2020
5.	280.7	2014
6.	244.5	2013
7.	239.7	1978
8.	239.3	2024
9.	237.8	2012
10.	236.8	2025

Single-Season Passing Touchdowns

	Touchdowns	Seasons
1.	37	2021
2.	36	2022
3.	33	2015
4.	31	2014
5.	28	2012
6.	24	2016
7.	22	2018
8.	19	2025
	19	2024
	19	2019
	19	2011

Single-Season Rushing Touchdowns

	Touchdowns	Seasons
1.	31	1974
2.	30	2017
3.	29	2014
	29	2013
5.	28	2025
	28	1980
	28	2010

Single-Season Total Offense

	Yards	Seasons
1.	6,679	2014
2.	5,986	2015
3.	5,739	2021
4.	5,723	2016
5.	5,647	2013
6.	5,442	2017
7.	5,217	2010
8.	5,201	2019
9.	5,166	2018
10.	5,108	2022
	4,781	2025

Single-Season Punting Average

	Average	Seasons
1.	45.0	2025
2.	44.8	2024
3.	43.6	1973
4.	43.1	1996
5.	43.0	1997

THE NOTEBOOK

2025 Season Honors

Brenen Thompson

- » AP All-SEC, WR (Second Team)
- » PFSN All-SEC, WR (Second Team)
- » Coaches' All-SEC, WR (Third Team)

Kelley Jones

- » PFSN All-SEC, DB (First Team)
- » Coaches' All-SEC, DB (Third Team)

Isaac Smith

- » PFSN All-American, S (Third Team)
- » PFSN All-SEC, S (Second Team)

Tyler Lockhart

- » Freshman All-SEC, LB Team (Coaches')

Ethan Pulliam

- » Sporting News Freshman All-American, P (Second Team)
- » Sporting News Midseason All-American, P

Blake Shapen

- » Manning Stars of the Week (Wk 2 vs. #12 Arizona State)

Kamario Taylor

- » SEC Freshman of the Week (Wk 14 vs #6 Ole Miss)
- » SEC Freshman of the Week (Wk 10 at Arkansas)

Nic Mitchell

- » SEC Defensive Player of the Week (Wk 2 vs. #12 Arizona State)

Will Whitson

- » SEC Defensive Lineman of the Week (Wk 2 vs. #12 Arizona State)

Albert Reese IV

- » SEC Offensive Lneman of the Week (Wk 2 vs. #12 Arizona State)

2026 Signing Class

- » On Dec. 3, Mississippi State and head coach Jeff Lebby announced the signing of 29 players to its 2026 signing class.
- » The class ranked 30th nationally and featured one 5-star signee, two 4-star signees and 26 3-star signees.
- » The class featured 26 players from the high school ranks and three from junior college.
- » Where they are from: 11 players are from Mississippi ... 4 are from Alabama ... 4 are from Georgia ... 3 are from Louisiana ... 3 are from Tennessee ... 2 are from Florida ... 2 are from Texas.

Name	Pos.	Ht. / Wt.	Hometown / Previous School
Chris Addison	JACK	6-3 / 250	Winnsboro, La. / Franklin Parish HS
Kolby Barrett	S	6-2 / 190	Chattanooga, Tenn. / Baylor HS
Camron Brown	CB	6-1 / 170	Valdosta, Ga. / Valdosta HS
Camden Capehart	WR	5-8 / 145	Winnsboro, Texas / Winnsboro HS
Hayden Chambers	K	6-1 / 185	Fort Payne, Ala. / Fort Payne HS
Zayion Cotton	TE	6-5 / 215	Grenada, Miss. / Grenada HS
Jayden Cration	WR	6-3 / 185	Canton, Miss. / Canton HS
Tico Crittendon Jr.	DL	6-4 / 300	Lithonia, Ga. / Lithonia HS
Cooper Crosby	RB	6-0 / 205	Gulfport, Miss. / Gulfport HS
Zion Crumpton	WR	6-1 / 165	Montgomery, Ala. / Carver HS
Keymian Henderson Jr.	WR	6-4 / 190	Carthage, Texas / Carthage HS
Jaeden Hill	RB	6-0 / 220	Tupelo, Miss. / Tupelo HS
Luke Hutchinson	TE	6-3 / 235	Nashville, Tenn. / Avon Old Farms HS
Terrell Johnson Jr.	CB	6-2 / 180	Lexington, Miss. / Holmes County Central HS
Adam Land	TE	6-3 / 210	Panama City, Fla. / Mosley HS
Matt Mayfield	WR	6-2 / 185	Church Point, La. / Beau Chene HS (Copiah-Lincoln CC)
Brodie McWhorter	QB	6-2 / 205	Kingston, Ga. / Cass HS
Kaleb Morris	DL	6-4 / 250	Mobile, Ala. / Mary G. Montgomery HS
Micah Nickerson	JACK	6-5 / 215	Raymond, Miss. / South Pike HS
Leon Noil Jr.	OL	6-5 / 270	New Orleans, La. / Edna Karr HS
Dre Riley	S	6-1 / 185	Charleston, Miss. / Charleston HS (NW Mississippi CC)
Jayden Ross	OL	6-6 / 315	Ocean Springs, Miss. / Ocean Springs HS
Kison Shepard	OL	6-7 / 330	Memphis, Tenn. / Germantown HS (East Mississippi CC)
Dylan Steen	OL	6-5 / 295	Doral, Fla. / St. Thomas Aquinas HS
Jaiden Taylor	ATH	6-0 / 180	Macon, Miss. / Noxubee County HS
Dalton Toothman	OL	6-5 / 290	HometownVance, Miss. / Vance HS
Antavious Watts	S	6-0 / 185	Columbus, Ga. / Carver HS
Bralan Womack	S	6-1 / 200	Brandon, Miss. / Hartfield Academy HS
Davon Young	DL	6-3 / 280	Mobile, Ala. / Theodore HS

ALL-TIME BOWL APPEARANCES

Mississippi State Bowl Record: 15-11 (26 games)

Date	Bowl	Opponent	Location	Venue	Attendance	Result
01/01/1937	Orange	Duquesne	Miami, Fla.	Orange Bowl	9,210	L, 12-13
01/01/1941	Orange	Georgetown	Miami, Fla.	Orange Bowl	29,554	W, 14-7
12/21/1963	Liberty	NC State	Philadelphia, Pa.	Philadelphia Stadium	8,309	W, 16-12
12/28/1974	Sun	North Carolina	El Paso, Texas	Sun Bowl	26,035	W, 26-24
12/27/1980	Sun	Nebraska	El Paso, Texas	Sun Bowl	34,723	L, 17-31
12/31/1981	Hall of Fame	Kansas	Birmingham, Ala.	Legion Field	41,672	W, 10-0
12/29/1991	Liberty	Air Force	Memphis, Tenn.	Liberty Bowl	61,497	L, 15-38
01/01/1993	Peach	North Carolina	Atlanta, Ga.	The Georgia Dome	69,125	L, 17-21
01/02/1995	Peach	NC State	Atlanta, Ga.	The Georgia Dome	64,902	L, 24-28
01/01/1999	Cotton	Texas	Dallas, Texas	Cotton Bowl	72,611	L, 11-38
12/30/1999	Peach	Clemson	Atlanta, Ga.	The Georgia Dome	73,315	W, 17-7
12/31/2000	Independence	Texas A&M	Shreveport, La.	Independence Stadium	36,974	W, 43-41 [OT]
12/29/2007	Liberty	UCF	Memphis, Tenn.	Liberty Bowl	63,816	W, 10-3
01/01/2011	Gator	Michigan	Jacksonville, Fla.	EverBank Field	68,352	W, 52-14
12/30/2011	Music City	Wake Forest	Nashville, Tenn.	LP Field	55,208	W, 23-17
01/01/2013	Gator	Northwestern	Jacksonville, Fla.	EverBank Field	48,612	L, 20-34
12/31/2013	Liberty	Rice	Memphis, Tenn.	Liberty Bowl	57,846	W, 44-7
12/31/2014	Orange	Georgia Tech	Miami Gardens, Fla.	Sun Life Stadium	58,211	L, 34-49
12/30/2015	Belk	NC State	Charlotte, N.C.	Bank of America Stadium	46,423	W, 51-28
12/26/2016	St. Petersburg	Miami (Ohio)	St. Petersburg, Fla.	Tropicana Field	15,717	W, 17-16
12/30/2017	TaxSlayer	Louisville	Jacksonville, Fla.	EverBank Field	41,310	W, 31-27
01/01/2019	Outback	Iowa	Tampa, Fla.	Raymond James Stadium	40,518	L, 22-27
12/30/2019	Music City	Louisville	Nashville, Tenn.	Nissan Stadium	46,850	L, 28-38
12/31/2020	Armed Forces	Tulsa	Fort Worth, Texas	Amon G. Carter Stadium	9,000	W, 28-26
12/28/2021	Liberty	Texas Tech	Memphis, Tenn.	Liberty Bowl	48,615	L, 7-34
01/02/2023	ReliaQuest	Illinois	Tampa, Fla.	Raymond James Stadium	35,797	W, 19-10

BOWL GAME MVP AWARDS

1963 Liberty Bowl Ode Burrell, HB	1993 Peach Bowl Greg Plump, QB (MSU Offense) Marc Woodard, LB (MSU Defense)	2007 Liberty Bowl Derek Pegues, QB	2015 BELK Bowl Dak Prescott, QB	2023 ReliaQuest Bowl Justin Robinson, WR
1974 Sun Bowl Terry Vitrano, FB Jimmy Webb, DT (Outstanding Lineman)	1995 Peach Bowl Tim Rogers, PK (MSU Offense) Larry Williams, DL (MSU Defense)	2011 GATOR BOWL Chris Relf, QB	2016 ST. PETERSBURG BOWL Nick Fitzgerald, QB	
1981 Hall of Fame Bowl John Bond, QB John Bond, QB (MSU Offense) Johnnie Cooks, LB (MSU Defense)	1999 Peach Bowl Wayne Madkin, QB (Offensive)	2011 MUSIC CITY BOWL Vick Ballard, RB	2017 TAXSLAYER BOWL Mark McLaurin, S	
1991 MSU Liberty Bowl Kenny Roberts, RB (MSU Offense) Keo Coleman, LB (MSU Defense)	2000 Independence Bowl Willie Blade, DT (Defensive)	2013 Liberty Bowl Dak Prescott, QB Jameon Lewis, WR (MSU Offense) Preston Smith, DE (MSU Defense)	2020 ARMED FORCES BOWL Lideatrick Griffin, WR	
			2021 Liberty Bowl Will Rogers, QB (MSU Offense) Fred Peters, S (MSU Defense)	

GAMES IN NFL STADIUMS

Mississippi State Record in NFL Stadiums: 8-9 (18 games, including Duke's Mayo Bowl)

Year	Location	Stadium	Opponent	Result	Game Type
1989	Tampa, Fla.	Tampa Stadium	Florida *	L, 21-0	Regular Season
1993	Atlanta, Ga.	Georgia Dome	North Carolina	L, 21-17	Peach Bowl
1995	Atlanta, Ga.	Georgia Dome	NC State	L, 28-24	Peach Bowl
1998	Atlanta, Ga.	Georgia Dome	Tennessee	L, 24-14	SEC Championship
1999	Atlanta, Ga.	Georgia Dome	Clemson	W, 17-7	Peach Bowl
2011	Jacksonville, Fla.	EverBank Stadium	Michigan	W, 52-14	Gator Bowl
2011	Nashville, Tenn.	LP Field (<i>Nissan Stadium</i>)	Wake Forest	W, 23-17	Music City Bowl
2013	Jacksonville, Fla.	EverBank Stadium	Northwestern	L, 34-20	Gator Bowl
2013	Houston, Texas	Reliant Stadium (<i>NFG Stadium</i>)	Oklahoma State	L, 21-3	Advocare Texas Kickoff / Regular Season Game
2014	Miami, Fla.	Sun Life Stadium	Georgia Tech	L, 49-34	Orange Bowl
2015	Charlotte, N.C.	Bank of America Stadium	NC State	W, 51-28	Belk Bowl
2016	Foxborough, Mass.	Gillette Stadium	Umass	W, 47-35	Regular Season Game
2017	Jacksonville, Fla.	EverBank Stadium	Louisville	W, 31-27	Taxslayer Bowl
2019	Tampa, Fla.	Raymond James Stadium	Iowa	L, 27-22	Outback Bowl
2019	New Orleans, La.	New Orleans Superdome (<i>Ceasars Superdome</i>)	Louisiana	W, 38-28	Regular Season Game
2019	Nashville, Tenn.	Nissan Stadium	Louisville	L, 38-28	Music City Bowl
2023	Tampa, Fla.	Raymond James Stadium	Illinois	W, 19-10	ReliaQuest Bowl
2026	Charlotte, N.C.	Bank of America Stadium	Wake Forest		Duke's Mayo Bowl

Stadiums new name as of 2025 in italics

Games In MLB Stadiums

2016	St. Petersburg, Fla.	Tropicana Field (<i>Home of the Tampa Bay Rays</i>)	Miami (OH)	W, 17-16	St. Petersburg Bowl
------	----------------------	-------------------------------------------------------	------------	----------	---------------------

GAME-BY-GAME STARTERS

OPPONENT	QB	RB	WR	WR	SLOT	TE/WR	LT	LG	C	RG	RT
at Southern Miss	Shapen	Booth	Thompson	Mosley	Evans III	Traore	Reese IV	Jackson	Boone	Owens	Steen
Arizona State	Shapen	Booth	Thompson	Mosley	Evans III	Traore	James	Jackson	Boone	Owens	Reese IV
Alcorn State	Shapen	Booth	Thompson	Mosley	Evans III	Traore	Lewis Jr.	Jackson	Boone	Owens	James
Northern Illinois	Shapen	Booth	Thompson	Mosley	Evans III	Traore	James	Jackson	Boone	Owens	Reese IV
Tennessee	Shapen	Bothwell	Thompson	Mosley	Evans III	Traore	James	Jackson	Boone	Owens	Reese IV
at Texas A&M	Shapen	Bothwell	Thompson	Ball (TE)	Evans III	Traore	James	Jackson	Boone	Owens	Work
at Florida	Shapen	Booth	Thompson	Ball (TE)	Evans III	Traore	James	Jackson	Boone	Owens	Reese IV
Texas	Shapen	Booth	Thompson	A. Williams	Evans III	R. Johnson (WR)	James	Jackson	Boone	Owens	Reese IV
at Arkansas	Shapen	Booth	Thompson	Ball (TE)	Evans III	Traore	Lewis Jr.	Owens	Boone	Jackson	James
Georgia	Shapen	Booth	Thompson	A. Williams	Evans III	Traore	James	Mayberry	Boone	Jackson	Lewis Jr.
at Missouri	Shapen	Bothwell	Thompson	Ball (TE)	Evans III	Traore	James	Jackson	Boone	Reese IV	Lewis Jr.
Ole Miss	Taylor	Bothwell	Thompson	West (TE)	Evans III	Traore	James	Jackson	Boone	Reese IV	Lewis Jr.
Wake Forest											

OPPONENT	JACK	DT	NT	DE	DIME	MIKE	SAM	CB	CB	S	S
at Southern Miss	Jennings	Bingley-Jones	Bledsoe	Anderson	Tillman	N. Mitchell	Smith	Brumfield	Jones	Washington	Lanier
Arizona State	Jennings	Bingley-Jones	Bledsoe	Whitson	Tillman	N. Mitchell	Smith	Brumfield	Jones	Washington	Manning
Alcorn State	Jennings	Bingley-Jones	Bledsoe	Anderson	Tillman	N. Mitchell	Smith	Brumfield	Jones	Washington	Lanier
Northern Illinois	Jennings	Bingley-Jones	Bledsoe	Anderson	Tillman	N. Mitchell	Smith	Brumfield	Jones	Washington	Lanier
Tennessee	Jennings	Bingley-Jones	Dinkins	Anderson	Tillman	N. Mitchell	Smith	Brumfield	Jones	Washington	Manning
at Texas A&M	Jennings	Bingley-Jones	Dinkins	Williams	Tillman	N. Mitchell	T. Mitchell	Brumfield	Jones	Lanier	Manning
at Florida	Jennings	Bingley-Jones	Dinkins	Williams	Tillman	N. Mitchell	Smith	Brumfield	Jones	Lanier	Manning
Texas	Jennings	Bingley-Jones	Dinkins	Williams	Gullette	N. Mitchell	T. Mitchell	Brumfield	Jones	Lanier	Manning
at Arkansas	Jennings	Bingley-Jones	Dinkins	Williams	Gullette	N. Mitchell	Smith	Brumfield	Jones	Lanier	Manning
Georgia	Jennings	Bingley-Jones	Dinkins	Williams	Tillman	N. Mitchell	Smith	Brumfield	Jones	Lanier	Manning
at Missouri	Sylla	Bingley-Jones	Dinkins	Williams	Tillman	N. Mitchell	T. Mitchell	Brumfield	Jones	Lanier	Manning
Ole Miss	Jennings	Bingley-Jones	Dinkins	Williams	Tillman	N. Mitchell	Smith	Brumfield	Jones	Lanier	Manning
Wake Forest											

CAREER STARTS (* OTHER SCHOOL)

Offense	Pos.	'20	'21	'22	'23	'24	'25	Total	Defense	Pos.	'20	'21	'22	'23	'24	'25	Total
Blake Shapen	QB	--	2 *	13 *	8 *	4	11	38	Ray Thomas	DL	6 *	11 *	11 *	13 *	--	--	41
Jacoby Jackson	OL	--	--	6 *	8 *	11	12	37	DeAgo Brumfield	CB	--	--	--	12 *	2	12	26
Seydou Traore	TE	--	2 *	11 *	--	12	11	36	Branden Jennings	LB	--	3 *	--	--	11	11	25
Brennan Smith	OL	--	--	8 *	12 *	11 *	--	31	Nic Mitchell	LB	--	--	--	--	12	12	24
Trevor Mayberry	OL	--	10 *	7 *	9 *	--	1	27	Dwight Lewis III	CB	--	--	--	11 *	10 *	--	21
Davon Booth	RB	--	--	--	7 *	10	8	25	Hunter Washington	S	--	--	--	4	12	5	21
Brenen Thompson	WR	--	--	--	--	10 *	12	22	Bryan Lanier	S	--	--	--	--	10	10	20
Albert Reese IV	OL	--	--	1	--	12	8	21	Jahron Manning	S	--	--	--	--	11 *	9	20
Jayvin Q. James	OL	--	--	--	--	9 *	11	20	Isaac Smith	S	--	--	--	--	11	9	20
Blake Steen	OL	--	--	--	5 *	12 *	1	18	Kedrick Bingley-Jones	DL	--	--	--	2 *	4 *	12	18
Jordan Mosley	WR	--	--	--	1	7	5	13	Kelley Jones	CB	--	--	--	--	4	12	16
Markus Allen	WR	--	--	--	--	11 *	--	11	Will Whitson	DL	--	--	--	9 *	4 *	1	14
Canon Boone	OL	--	--	--	--	--	12	12	Zakari Tillman	LB	--	--	--	--	1	10	11
Anthony Evans III	WR	--	--	--	--	--	12	12	Deonte Anderson	DL	--	--	--	2	3	4	9
Cam Ball	TE	--	--	--	6 *	--	4	10	Trevion Williams	DL	--	--	--	--	3	7	10
Jaron Glover	WR	--	--	--	4 *	5 *	--	9	Kalvin Dinkins	DL	--	--	--	--	--	8	8
Zack Owens	OL	--	--	--	--	--	10	10	Kai McClendon	DL	--	--	--	--	5	--	5
Cam Thompson	WR	--	--	--	--	9 *	--	9	Jayven Williams	CB	--	--	1 *	3 *	1 *	--	5
Luke Work	OL	--	--	--	--	7	1	8	Jaray Bledsoe	DL	--	--	--	--	--	4	4
Max Reese	TE	--	--	--	1 *	4 *	--	5	Tony Mitchell	S	--	--	--	--	--	3	3
Jimothy Lewis Jr.	OL	--	--	--	--	--	4	4	Derion Gullette	LB	--	--	--	--	--	2	2
Ayden Williams	WR	--	--	--	1 *	1 *	2	4	Malick Sylla	DL	--	--	--	1 *	--	1	2
Fluff Bothwell	RB	--	--	--	--	--	4	4	Collin Coates	OL	--	--	--	1 *	--	--	1
Luke Kromenhoek	QB	--	--	--	--	2 *	--	2	Ashun Shepphard	DL	--	--	--	--	1	--	1
Seth Davis	RB	--	--	--	1	--	--	1									
Ricky Johnson	WR	--	--	--	--	--	1	1									
Kamario Taylor	QB	--	--	--	--	--	1	1									
Sam West	TE	--	--	--	--	--	1	1									

TEAM GAME-BY-GAME COMPARISON

Opponent	Score	First Downs				Rushing	Passing		Total Offense	Return	Turn- Overs
		Total	Rush	Pass	Pen	Number-Yards	Comp-Att-Int	Yards			
Southern Miss.	34-17	24 / 18	13 / 9	10 / 6	1 / 3	41-186 / 35-102	27-36-1 / 26-39-1	279 / 199	77-465 / 74-301	0 / 32	1 / 1
Arizona St.	24-20	17 / 23	5 / 14	12 / 7	0 / 2	30-66 / 51-251	19-33-0 / 10-23-2	279 / 82	63-345 / 74-333	54 / 11	0 / 2
Alcorn	63-0	23 / 9	16 / 4	6 / 3	1 / 2	36-282 / 27-68	13-18-1 / 13-21-1	232 / 93	54-514 / 48-161	121 / 63	1 / 3
NIU	38-10	23 / 14	15 / 6	7 / 6	1 / 2	49-292 / 27-125	12-20-0 / 15-25-1	160 / 142	69-452 / 52-267	1 / 0	0 / 1
Tennessee	34-41	24 / 24	15 / 5	6 / 15	3 / 4	57-203 / 32-131	18-29-1 / 24-40-2	175 / 335	86-378 / 72-466	50 / 58	2 / 3
Texas A&M	9-31	14 / 23	8 / 14	4 / 7	2 / 2	31-77 / 54-299	15-20-1 / 13-23-1	142 / 180	51-219 / 77-479	26 / 70	2 / 1
Florida	21-23	22 / 24	7 / 9	14 / 13	1 / 2	44-144 / 34-172	24-36-1 / 20-34-2	324 / 280	80-468 / 68-452	29 / 5	2 / 2
Texas	38-45	25 / 22	5 / 3	18 / 15	2 / 4	43-63 / 32-72	27-43-0 / 30-47-1	382 / 356	86-445 / 79-428	54 / 119	1 / 1
Arkansas	38-35	26 / 25	9 / 15	10 / 8	7 / 2	38-106 / 46-239	18-33-1 / 19-31-0	282 / 194	71-388 / 77-433	19 / 41	1 / 0
Georgia	21-41	18 / 30	8 / 15	8 / 12	2 / 3	43-149 / 44-303	16-25-0 / 18-30-0	173 / 264	68-322 / 74-567	0 / 40	1 / 1
Missouri	27-49	27 / 17	10 / 12	9 / 4	8 / 1	52-110 / 39-326	23-38-2 / 8-16-1	235 / 112	90-345 / 55-438	37 / 109	3 / 2
Ole Miss	19-38	22 / 29	12 / 9	9 / 15	1 / 5	43-262 / 41-186	15-31-1 / 23-34-0	178 / 359	74-440 / 75-545	0 / 19	1 / 0
Totals	366-350	265 / 258	123 / 115	113 / 111	29 / 32	507-1940 / 462-2274	227-362-9 / 219-363-12	2841 / 2596	869-4781 / 825-4870	391 / 567	15 / 17

Opponents	3rd Down Conversion	4th Down Conversion	Time of Possession	TOP Margin	Avg Yds/Rush	Avg Yds/Pass	Avg Yds/Play	Punting Number-Avg	Penalties Number-Yards	Sacks
Southern Miss.	8-14 / 10-19	0-0 / 1-3	29:55 / 29:39	00:16	4.5 / 2.9	7.8 / 5.1	6.0 / 4.1	4-40.0 / 5-42.8	14-119.0 / 8-60.0	1 / 1
Arizona St.	6-14 / 3-14	0-2 / 2-3	22:03 / 37:57	-15:54	2.2 / 4.9	8.5 / 3.6	5.5 / 4.5	5-39.8 / 5-41.8	6-60.0 / 8-49.0	2 / 3
Alcorn	4-7 / 3-12	2-2 / 0-0	16:53 / 43:07	-26:14	7.8 / 2.5	12.9 / 4.4	9.5 / 3.4	1-41.0 / 8-35.8	10-74.0 / 9-70.0	1 / 0
NIU	5-13 / 1-9	4-4 / 0-2	31:55 / 28:05	03:50	6.0 / 4.6	8.0 / 5.7	6.6 / 5.1	3-40.7 / 4-36.5	11-103.0 / 5-50.0	1 / 2
Tennessee	8-19 / 5-14	1-2 / 2-2	32:23 / 27:37	04:46	3.6 / 4.1	6.0 / 8.4	4.4 / 6.5	5-50.6 / 3-43.0	6-71.0 / 6-60.0	2 / 6
Texas A&M	1-10 / 7-14	0-0 / 0-1	21:43 / 38:17	-16:34	2.5 / 5.5	7.1 / 7.8	4.3 / 6.2	8-44.3 / 4-45.5	3-35.0 / 9-66.0	1 / 4
Florida	8-15 / 4-12	1-2 / 0-0	30:05 / 29:55	00:10	3.3 / 5.1	9.0 / 8.2	5.9 / 6.6	4-45.3 / 4-40.3	7-60.0 / 7-60.0	2 / 4
Texas	6-19 / 8-20	1-4 / 0-0	29:59 / 30:01	-00:02	1.5 / 2.3	8.9 / 7.6	5.2 / 5.4	7-50.9 / 8-44.8	8-41.0 / 9-61.0	5 / 7
Arkansas	6-14 / 7-16	3-4 / 2-3	25:38 / 34:21	-08:43	2.8 / 5.2	8.5 / 6.3	5.5 / 5.6	3-46.7 / 5-44.4	4-30.0 / 18-193.0	3 / 2
Georgia	8-16 / 7-12	1-2 / 0-0	26:53 / 33:07	-06:14	3.5 / 6.9	6.9 / 8.8	4.7 / 7.7	5-45.4 / 2-40.0	5-35.0 / 6-50.0	0 / 3
Missouri	7-16 / 5-10	0-3 / 0-0	36:42 / 23:18	13:24	2.1 / 8.4	6.2 / 7.0	3.8 / 8.0	4-44.0 / 3-39.0	7-45.0 / 11-74.0	2 / 5
Ole Miss	9-17 / 5-12	0-2 / 1-2	28:37 / 31:23	-02:46	6.1 / 4.5	5.7 / 10.6	5.9 / 7.3	4-44.0 / 3-45.0	6-67.0 / 5-50.0	0 / 3
Totals	76-174 / 65-164	13-27 / 8-16	332:46 / 386:47	-54:01	3.8 / 4.9	7.8 / 7.2	5.5 / 5.9	53-45.0 / 54-41.5	87-740.0 / 101-843.0	20 / 40

Note: Game totals are displayed in the format TEAM/OPPONENT for each category

FIRST DOWNS

MISSISSIPPI STATE FIRST DOWNS

Opponent	1Q	2Q	3Q	4Q	OT	Total
Southern Miss	6	5	10	2	--	23
Arizona State	8	3	2	4	--	17
Alcorn State	7	8	4	4	--	23
Northern Illinois	5	4	7	7	--	23
Tennessee	6	7	7	3	1	24
Texas A&M	6	2	1	5	--	14
Florida	6	5	2	9	--	22
Texas	6	9	6	4	0	25
Arkansas	3	3	9	11	--	26
Georgia	7	3	6	2	--	18
Missouri	6	6	9	6	--	27
Ole Miss	6	4	4	8	--	22
Wake Forest						

YARDAGE BY QUARTER

MISSISSIPPI STATE PLAYS / YARDAGE GAINED BY QTR

Opponent	1Q	2Q	3Q	4Q	OT
Southern Miss	19/134	20/82	29/194	11/55	--
Arizona State	24/142	13/67	12/39	14/97	--
Alcorn State	13/222	23/126	9/82	9/84	--
Northern Illinois	16/82	15/66	20/155	18/149	--
Tennessee	26/82	20/111	17/83	17/81	6/21
Texas A&M	21/90	10/17	11/27	9/85	--
Florida	25/134	18/97	11/45	26/192	--
Texas	22/92	27/189	17/95	16/100	4/-31
Arkansas	15/63	12/59	17/126	27/140	--
Georgia	24/102	15/60	21/82	8/78	--
Missouri	20/101	20/33	26/121	24/90	--
Ole Miss	16/112	17/122	17/70	24/136	--
Wake Forest					

CUMULATIVE YARDAGE BY QUARTER

MISSISSIPPI STATE PLAYS / CUMULATIVE YARDAGE GAINED BY QTR

Opponent	1Q	2Q	3Q	4Q	OT
Southern Miss	19/134	39/216	68/410	79/465	--
Arizona State	24/142	37/209	49/248	63/345	--
Alcorn State	13/222	36/348	45/430	54/514	--
Northern Illinois	16/82	31/148	51/303	69/452	--
Tennessee	26/82	46/193	63/276	80/357	86/378
Texas A&M	21/90	31/107	42/134	51/219	--
Florida	25/134	43/231	54/276	80/468	--
Texas	22/92	49/281	66/376	82/476	86/445
Arkansas	15/63	27/122	44/248	71/388	--
Georgia	24/102	39/162	60/244	68/322	--
Missouri	20/101	40/134	66/255	90/345	--
Ole Miss	16/112	33/234	17/304	74/440	--
Wake Forest					

FIRST DOWNS

OPPONENT FIRST DOWNS

Opponent	1Q	2Q	3Q	4Q	OT	Total
Southern Miss	4	5	1	8	--	18
Arizona State	2	6	8	7	--	23
Alcorn State	6	1	2	0	--	9
Northern Illinois	4	4	5	1	--	14
Tennessee	4	7	5	7	1	24
Texas A&M	3	8	6	6	--	23
Florida	6	9	7	3	--	25
Texas	4	3	3	10	2	22
Arkansas	5	9	10	1	--	25
Georgia	5	13	5	7	--	30
Missouri	5	6	3	3	--	17
Ole Miss	10	8	6	5	--	29
Wake Forest						

YARDAGE BY QUARTER

OPPONENT PLAYS / YARDAGE GAINED BY QTR

Opponent	1Q	2Q	3Q	4Q	OT
Southern Miss	20/61	20/99	13/25	21/116	--
Arizona State	13/38	22/57	19/125	20/113	--
Alcorn State	19/76	13/48	10/23	6/8	--
Northern Illinois	15/93	14/77	11/65	12/32	--
Tennessee	11/94	20/125	17/106	23/116	1/25
Texas A&M	14/61	22/118	19/145	22/155	--
Florida	17/102	21/196	16/120	14/34	--
Texas	16/101	20/29	16/88	24/180	3/30
Arkansas	16/78	25/175	21/159	15/21	--
Georgia	13/110	25/175	16/181	20/101	--
Missouri	9/140	20/92	15/125	11/81	--
Ole Miss	20/192	25/118	14/72	16/163	--
Wake Forest					

CUMULATIVE YARDAGE BY QUARTER

OPPONENT PLAYS / CUMULATIVE YARDAGE GAINED BY QTR

Opponent	1Q	2Q	3Q	4Q	OT
Southern Miss	20/61	40/160	53/185	74/301	--
Arizona State	13/38	35/95	54/220	74/333	--
Alcorn State	19/76	32/124	42/147	48/155	--
Northern Illinois	15/93	29/170	40/235	52/267	--
Tennessee	11/94	31/219	48/325	71/441	72/466
Texas A&M	14/61	36/179	55/324	77/479	--
Florida	17/102	38/298	54/418	68/452	--
Texas	16/101	36/130	52/218	76/398	79/428
Arkansas	16/78	41/253	62/412	77/433	--
Georgia	13/110	38/285	54/466	74/567	--
Missouri	9/140	29/232	44/357	55/438	--
Ole Miss	20/192	45/310	59/382	75/545	--
Wake Forest					

GAME-BY-GAME LEADERS

Opponent	Rushing Attempts	Rushing Yards	Passing Yards	Receptions	Receiving Yards	All-Purpose Yards	Tackles	Tackles For Loss	Sacks
Southern Miss	Booth (16)	Booth (79)	Shapen (270)	B. Thompson (9)	B. Thompson (92)	B. Thompson (92)	I. Smith /J. Smith (7)	Whitson (2.5)	Whitson (1.0)
Arizona State	Shapen (12)	Bothwell (34)	Shapen (279)	Evans III (9)	B. Thompson (133)	Evans III (139)	Manning/Mitchell (9)	Whitson (2.0)	Anderson/Whitson (1.0)
Alcorn State	Bothwell (12)	Bothwell (93)	Shapen (173)	Evans III (4)	Mosley (75)	Evans III (163)	Gullette (5)	Four with (1.0)	Reed (1.0)
Northern Illinois	Bothwell (17)	Bothwell (101)	Shapen (160)	Evans III (4)	Evans III (80)	Evans III (113)	Manning (7)	Four with (1.0)	Thomas (1.0)
Tennessee	Bothwell (23)	Bothwell (134)	Shapen (180)	Evans III (5)	Williams (49)	Bothwell (136)	Jennings (10)	Tillman (2.0)	Reed/Tillman (1.0)
Texas A&M	Bothwell (14)	Bothwell (60)	Shapen (142)	Evans III (5)	Evans III (41)	Booth (84)	Manning (13)	Dinkins (1.0)	Dinkins (1.0)
Florida	Booth (22)	Booth (105)	Shapen (324)	Evans III (11)	B. Thompson (155)	B. Thompson (153)	Lanier (8)	Three with (1.0)	Lanier/I. Smith (1.0)
Texas	Booth (24)	Booth (99)	Shapen (381)	B. Thompson/Traore (6)	Booth (85)	Booth (213)	Manning (14)	Sylla (3.0)	Bledsoe/Gullette (1.5)
Arkansas	Bothwell (12)	Taylor (55)	Shapen (242)	B. Thompson (6)	Evans III (111)	Evans III (129)	I. Smith (11)	Sylla (1.5)	Three (1.0)
Georgia	Taylor (12)	Taylor (53)	Taylor (87)	Traore (5)	B. Thompson (92)	B. Thompson (92)	Lanier (7)	Mitchell (2.0)	None
Missouri	Shapen (17)	Booth (34)	Shapen (199)	Evans III (7)	Evans III (71)	Booth (74)	Lanier/Manning/Mitchell (6)	Mitchell (2.0)	Dinkins/Mitchell (1.0)
Ole Miss	Taylor (20)	Taylor (173)	Taylor (178)	B. Thompson (6)	B. Thompson (80)	K. Taylor (173)	I. Smith (13)	n/a	n/a
Wake Forest									
Leaders (Gms)	Bothwell (5)	Bothwell (5)	Shapen (10)	Evans III (7)	Evans III (4)	Evans III (4)	Manning (5)	Mitchell (3)/Sylla (3)	Dinkins (2)
	Booth (3)	Booth (4)	Taylor (2)	B. Thompson (4)	B. Thompson (5)	Booth (3)	Lanier (3)/ I. Smith (3)	Thomas (2)/ Whitson (2)	Mitchell (2)
	Shapen (2)	Taylor (3)		Traore (2)	Booth (1)	B. Thompson (3)	Mitchell (2)/Gullette (1)	Bledsoe (1)/ Burroughs (1)	Reed (2)
	Taylor (2)				Mosley (1)	Bothwell (1)	Jennings (1)/J. Smith (1)	Dinkins (1)/ Hibbler (1)	Whitson (2)
					Williams (1)	K. Taylor (1)		Lanier (1)/ Reed (1)	9 players (1)
								I. Smith (1)/Tillman (1)	
								J. Williams (1)	

MISSISSIPPI STATE ON THE COIN TOSS

	Toss	Decision	Result
Southern Miss	L	Receive	W, 38-17
Arizona State	W	Receive	W, 24-20
Alcorn State	L	Receive	W, 63-0
Northern Illinois	L	Kickoff	W, 38-10
Tennessee	W	Receive	L, 41-34 (OT)
Texas A&M	L	Receive	L, 31-9
Florida	W	Receive	L, 23-21
Texas	W	Receive	L, 45-38 (OT)
Arkansas	L	Kickoff	W, 38-35
Georgia	W	Receive	L, 41-21
Missouri	L	Receive	L, 49-27
Ole Miss	L	Kickoff	L, 38-19
Wake Forest			

UNIFORM COMBO

	Helmet	Jersey	Pants
Southern Miss	Maroon	White	White
Arizona State	Black	Black	Black
Alcorn State	Maroon	Maroon	White
Northern Illinois	Maroon	Maroon	Gray
Tennessee	White	White	White
Texas A&M	White	White	Maroon
Florida	White	White	White
Texas	Maroon	Maroon	Gray
Arkansas	White	White	Gray
Georgia	White	Maroon	White
Missouri	White	White	White
Ole Miss	Maroon	Maroon	Gray
Wake Forest			

Record By Combo (Helmet-Jersey-Pants):

(M-M-G): 1-2
(W-W-W): 0-3
(M-M-W): 1-0
(M-W-W): 1-0
(B-B-B): 1-0
(W-W-G): 1-0
(W-W-M): 0-1
(W-M-W): 0-1

MISSISSIPPI STATE GAME CAPTAINS

	Names
Southern Miss	#2 Shapen, #40 Mitchell, #75 Jackson
Arizona State	#8 Traore, #22 Bingley-Jones, #44 Jennings, #76 Reese IV
Alcorn State	#0 B. Thompson, #2 I. Smith, #21 Washington
Northern Illinois	#22 Bingley-Jones, #28 Johnson, #75 Jackson
Tennessee	#6 Booth, #40 Mitchell, #76 Reese IV
Texas A&M	#21 Washington, #72 Boone, #75 Jackson
Florida	#2 Shapen, #23 Williams, #40 Mitchell #44 Jennings
Texas	#0 B. Thompson, #3 Lanier, #75 Jackson
Arkansas	#6 Booth, #13 Manning, #22 Bingley-Jones
Georgia	#0 B. Thompson, #1 Jones, #23 Williams
Missouri	#8 Sylla, #40 Mitchell, #76 Reese IV
Ole Miss	#0 Brenen Thompson, #2 Isaac Smith, #40 Nic Mitchell
Wake Forest	

MISSISSIPPI STATE GIVEAWAYS / TAKEAWAYS

	Giveaway			Takeaway			Diff.
	Fum	Int	Tot	Fum	Int	Tot	
Southern Miss	0	1	1	0	1	1	EVEN
Arizona State	0	0	0	0	2	2	+2
Alcorn State	0	1	1	2	1	3	+2
Northern Illinois	0	0	0	0	1	1	+1
Tennessee	1	1	2	1	2	3	+1
Texas A&M	1	1	2	0	1	1	-1
Florida	1	1	2	0	2	2	EVEN
Texas	1	0	1	0	1	1	EVEN
Arkansas	0	1	1	0	0	0	-1
Georgia	1	0	1	1	0	1	EVEN
Missouri	1	2	3	1	1	2	-1
Ole Miss	0	1	1	0	0	0	-1
Wake Forest							
Total	6	9	15	5	12	17	+2

MISSISSIPPI STATE INTERCEPTIONS

	No.	Yds	Avg	TD	Long
Southern Miss	1	0	0.0	0	0
Arizona State	2	10	5.0	0	6
Alcorn State	1	-11	-11.0	0	-11
Northern Illinois	1	0	0.0	0	0
Tennessee	2	47	23.5	0	26
Texas A&M	1	8	8.0	0	8
Florida	2	29	14.5	0	29
Texas	1	25	25.0	0	25
Arkansas	0	--	--	--	--
Georgia	0	--	--	--	--
Missouri	1	12	12.0	0	12
Ole Miss	0	--	--	--	--
Wake Forest					
Totals	12	120	10.0	0	29

MISSISSIPPI STATE FUMBLES

Player	No.-Lost
Blake Shapen	10/5
Xavier Gayton	1/1
Kolin Wilson	1/0
Fluff Bothwell	1/0
Totals	13/6

Miscellaneous Stats														
RECEIVING								RUSHING						
Games w/ a Reception	Career	Streak	2025	2024	2023	2022	2021	Runs of 10-19 Yards	Career	2025	2024	2023	2022	2021
Seydou Traore	38	9	10	11	DNP	12*	5*	Davon Booth	41	17	12	12*	--	--
Brenen Thompson	28	15	12	9*	5*	1*	--	Fluff Bothwell	28	16	12*	--	--	--
Davon Booth	25	2	9	8	8*	--	--	Blake Shapen	18	7	3	5*	2*	1*
Anthony Evans III	19	--	11	4*	4*	--	--	Johnnie Daniels	16	2	14	--	--	--
Jordan Mosley	19	--	5	9	3	1	1	Kamario Taylor	10	10	--	--	--	--
Markus Allen	18	--	1	11*	--	4*	2*	Seth Davis	9	1	--	8	--	--
Ayden Williams	17	12	12	2*	3*	--	--	Xavier Gayten	9	6	3	--	--	--
Fluff Bothwell	15	4	9	6*	--	--	--	Anthony Evans III	2	2	--	--	--	--
Jaron Glover	14	--	--	6*	7*	1*	--	Johnnie Daniels	1	--	1	--	--	--
Max Reese	13	--	1	10*	2*	--	--	Brenen Thompson	1	1	--	--	--	--
Cam Thompson	12	--	1	9*	2*	--	--	Sam West	1	1	--	--	--	--
Cam Ball	7	--	2	--	5*	--	--	Kolin Wilson	1	1	--	--	--	--
Johnnie Daniels	7	--	1	6	--	--	--	Runs of 20+ Yards						
Seth Davis	4	--	--	--	4	--	--	Davon Booth	18	2	8	8*	--	--
Xavier Gayten	4	--	3	1	--	--	--	Fluff Bothwell	15	4	11*	--	--	--
Ricky Johnson	4	--	3	1	--	--	--	Blake Shapen	6	2	--	1*	1*	2*
Sam West	4	--	3	1*	--	--	--	Kamario Taylor	6	6	--	--	--	--
Sanfrisco Magee	3	--	2	1	--	--	--	Seth Davis	4	1	--	3	--	--
Stonka Burnside	1	--	--	1	--	--	--	Johnnie Daniels	3	--	3	--	--	--
Gracen Harris	1	--	1	--	--	--	--	Xavier Gayten	3	2	1	--	--	--
								Anthony Evans III	1	--	1*	--	--	--
Games w/ 5+ Receptions	Career	2025	2024	2023	2022	2021		100+ Yards Rushing	Career	2025	2024	2023	2022	2021
Seydou Traore	12	3	3	DNP	5*	1*		Davon Booth	6	1	2	3*	--	--
Anthony Evans III	7	7	--	--	--	--		Fluff Bothwell	6	2	4*	--	--	--
Brenen Thompson	6	6	--	--	--	--		Kamario Taylor	1	1	--	--	--	--
Markus Allen	3	--	3*	--	--	--		Games with a Touchdown						
Cam Thompson	2	--	2*	--	--	--		Davon Booth	14	5	5	4*	--	--
Jaron Glover	1	--	1*	--	--	--		Fluff Bothwell	11	3	8*	--	--	--
Jordan Mosley	1	--	1	--	--	--		Blake Shapen	10	2	2	4*	2*	--
Max Reese	1	--	1*	--	--	--		Johnnie Daniels	4	--	4	--	--	--
								Kamario Taylor	4	4	--	--	--	--
Receptions of 20+ Yards	Career	2025	2024	2023	2022	2021		Xavier Gayten	3	2	1	--	--	--
Brenen Thompson	20	14	2*	3*	1*	--		Seth Davis	2	1	--	1	--	--
Anthony Evans III	14	13	1*	--	--	--		Luke Kromenhoek	1	1	--	--	--	--
Seydou Traore	12	3	3	DNP	6*	1*		Brenen Thompson	1	1	--	--	--	--
Markus Allen	9	--	7*	--	--	2*		Games w/ Multiple Rushing TDs						
Jaron Glover	9	--	3*	6*	--	--		Career	2025	2024	2023	2022	2021	
Jordan Mosley	9	2	5	1	1	--		Fluff Bothwell	8	3	5*	--	--	--
Cam Thompson	7	--	7*	--	--	--		Davon Booth	4	2	--	2*	--	--
Davon Booth	4	2	2	--	--	--		Kamario Taylor	2	2	--	--	--	--
Ayden Williams	3	2	--	1*	--	--		Blake Shapen	1	1	--	--	--	--
Fluff Bothwell	2	1	1*	--	--	--		PASSING						
Johnnie Daniels	2	--	2	--	--	--		Games w/ 300 yards passing						
Max Reese	2	--	2*	--	--	--		Career	2025	2024	2023	2022	2021	
Cameron Ball	1	--	--	1*	--	--		Blake Shapen	8	2	1	3*	2*	--
Sam West	1	--	1*	--	--	--		Games w/ 30+ completions						
								Career	2025	2024	2023	2022	2021	
Receptions of 50+ Yards	Career	2025	2024	2023	2022	2021		Completions of 20+ yards						
Brenen Thompson	7	4	1*	2*	--	--		Career	2025	2024	2023	2022	2021	
Jordan Mosley	3	1	2	--	--	--		Blake Shapen	113	31	12	29*	33*	8*
Davon Booth	2	1	1	--	--	--		Kamario Taylor	4	4	--	--	--	--
Seydou Traore	2	1	--	DNP	1*	--		Games w/ a Passing TD						
Markus Allen	1	--	1*	--	--	--		Career	2025	2024	2023	2022	2021	
Anthony Evans III	1	1	--	--	--	--		Blake Shapen	33	8	4	8*	11*	2*
Cam Thompson	1	--	1*	--	--	--		Kamario Taylor	4	4	--	--	--	--
								Games w/ Multiple TDs						
100+ Yards Receiving	Career	2025	2024	2023	2022	2021		Career	2025	2024	2023	2022	2021	
Brenen Thompson	4	3	1*	--	--	--		Blake Shapen	18	4	3	3*	6*	2*
Anthony Evans III	3	3	--	--	--	--		* not at Mississippi State						
Markus Allen	2	--	2*	--	--	--								
Jordan Mosley	2	--	2	--	--	--								
Seydou Traore	1	--	--	DNP	1*	--								
Cam Thompson	1	--	1*	--	--	--								
Games w/ a Receiving TD	Career	2025	2024	2023	2022	2021								
Seydou Traore	10	5	1	DNP	4*	--								
Brenen Thompson	8	4	2*	2*	--	--								
Davon Booth	6	2	4	--	--	--								
Jordan Mosley	5	1	3	1	--	--								
Markus Allen	4	--	3*	--	1*	--								
Anthony Evans III	4	3	--	1*	--	--								
Cam Thompson	3	--	3*	--	--	--								
Jaron Glover	2	--	2*	--	--	--								
Max Reese	1	--	1*	--	--	--								
Sam West	1	1	--	--	--	--								
Games w/ Multiple Receiving TDs	Career	2025	2024	2023	2022	2021								
Brenan Thompson	2	2	--	--	--	--								
Anthony Evans III	1	1	--	--	--	--								
Max Reese	1	--	1*	--	--	--								

EXPLOSIVE PLAYS (20+ YARDS)

20+ YARD PLAYS

By Mississippi State (62)

Offense (55)			
Yards	Type	Player(s)	Opp.
75*	Pass	Shapen to Mosley	Alcorn State
62*	Pass	Shapen to Booth	Texas
58*	Pass	Shapen to B. Thompson	Arizona State
57	Pass	Taylor to B. Thompson	Georgia
57	Pass	Shapen to Evans III	Northern Illinois
55*	Pass	Shapen to Traore	Southern Miss
54	Pass	Shapen to B. Thompson	Missouri
51	Pass	Shapen to B. Thompson	Southern Miss
49	Pass	Shapen to Williams	Tennessee
48*	Pass	Shapen to Evans III	Arizona State
48	Pass	Shapen to Evans III	Florida
47*	Pass	Shapen to B. Thompson	Arizona State
47	Pass	Shapen to B. Thompson	Florida
46	Pass	Shapen to B. Thompson	Florida
45*	Pass	Taylor to Evans III	Arkansas
45	Pass	Shapen to Mosley	Northern Illinois
44*	Pass	Shapen to B. Thompson	Texas A&M
43	Rush	Bothwell	Ole Miss
42*	Pass	Taylor to B. Thompson	Alcorn State
39	Rush	Taylor	Ole Miss
39	Pass	Shapen to Bothwell	Arkansas
38	Pass	Shapen to Evans III	Missouri
35*	Rush	Taylor	Ole Miss
34	Pass	Shapen to Evans III	Alcorn State
33	Pass	Shapen to Evans III	Arkansas
33	Pass	Shapen to Williams	Texas
32	Pass	Shapen to B. Thompson	Arkansas
29	Pass	Taylor to Traore	Ole Miss
29	Pass	Shapen to Traore	Florida
27	Pass	Shapen to B. Thompson	Arkansas
26	Pass	Shapen to Evans III	Texas
25	Rush	Taylor	Ole Miss
25*	Rush	Bothwell	Alcorn State
25*	Rush	Gayton	Alcorn State
24	Pass	Shapen to B. Thompson	Texas
24	Rush	Shapen	Northern Illinois
23	Rush	Taylor	Georgia
23*	Pass	Shapen to B. Thompson	Texas
23*	Rush	Davis	Alcorn State
22*	Rush	Taylor	Ole Miss
22	Rush	Booth	Texas
22	Rush	Booth	Texas A&M
22*	Pass	Shapen to Evans III	Alcorn State
22	Rush	Bothwell	Northern Illinois
22	Rush	Gayten	Northern Illinois
22	Rush	Shapen	Northern Illinois
21	Pass	Shapen to Booth	Texas
21	Pass	Shapen to Evans III	Tennessee
20*	Rush	Taylor	Arkansas
20	Pass	Shapen to Evans III	Arkansas
20	Pass	Shapen to B. Thompson	Arkansas
20	Pass	Shapen to Evans III	Texas
20	Pass	Shapen to Evans III	Florida
20	Rush	Bothwell	Tennessee

Defense (5)

Yards	Type	Player(s)	Opp.
29	INT	Lanier	Florida
26	INT	Tillman	Tennessee
26	Fumble	Lewis III	Alcorn State
25	INT	Jones	Texas
21	INT	Manning	Tennessee

Special Teams (3)

Yards	Type	Player(s)	Opp.
43	PR	Evans III	Alcorn State
41	PR	Evans III	Alcorn State
31	PR	Evans III	Arizona State

* Touchdown

20+ YARD PLAYS

By Opponent (64)

Offense (57)			
Yards	Type	Player(s)	Opp.
88*	Pass	Chambliss to Alexander	Ole Miss
72*	Rush	Hardy	Missouri
64*	Pass	Stockton to Thomas	Georgia
62	Pass	Manning to Wingo	Texas
60	Pass	Manning to Wingo	Texas
59*	Rush	Frazier	Georgia
50	Pass	Lagway to Brown III	Florida
47	Pass	Manning to Wingo	Texas
42	Pass	Reed to Craver	Texas A&M
43*	Rush	Hardy	Missouri
41	Rush	Sharpe	Arkansas
39	Rush	Hardy	Missouri
39	Pass	Aguilar to Matthews	Tennessee
38	Pass	Green to Sharpe	Arkansas
37	Rush	Owens II	Texas A&M
37	Pass	Braxton to Pittman	Southern Miss
36	Pass	Stockton to Humpreys	Georgia
36	Pass	Aguilar to Matthews	Tennessee
34	Pass	Chambliss to Wallace III	Ole Miss
34*	Pass	Zollers to Manning	Missouri
34*	Pass	Reed to Concepcion	Texas A&M
33	Rush	Frazier	Georgia
32	Pass	Aguilar to Brazzell II	Tennessee
32	Rush	Johnson Jr.	Northern Illinois
31	Rush	Lacy	Ole Miss
31	Rush	Frazier	Georgia
29	Pass	Stockton to Delp	Georgia
28	Rush	Craver	Texas A&M
28	Pass	Braxton to Morris	Southern Miss
27	Pass	Aguilar to Brazzell II	Tennessee
26*	Pass	Zollers to Olugbode	Missouri
26	Pass	Lagway to Abrams	Florida
26	Pass	Aguilar to Staley	Tennessee
26	Rush	Brown	Arizona State
25	Pass	Green to Shanks	Arkansas
25*	Rush	Bishop	Tennessee
24*	Pass	Chambliss Wallace III	Ole Miss
24	Pass	Stockton to Williams	Georgia
24	Pass	Aguilar to Matthews	Tennessee
24*	Pass	Holst to Rogers	Northern Illinois
24	Pass	Holst to Rogers	Northern Illinois
23*	Pass	Chambliss to Stribling	Ole Miss
23	Pass	Green to Sharpe	Arkansas
23	Rush	Morrow	Texas A&M
23	Pass	Leavitt to Tyson	Arizona State
22	Rush	Hardy	Missouri
22	Pass	Braxton to Chester	Southern Miss
21	Pass	Chambliss to Lee	Ole Miss
21	Pass	Chambliss to Stribling	Ole Miss
21	Rush	Roberts	Missouri
21*	Pass	Manning to Mosley V	Texas
21	Pass	Aguilar to Thomas	Tennessee
21	Pass	Tolbert to Blakes	Alcorn State
21	Pass	Leavitt to Tyson	Arizona State
21	Rush	Udoh	Arizona State
20*	Rush	Washington	Arkansas
20	Pass	Lagway to Sturdivant	Florida

Defense (4)

Yards	Type	Player(s)	Opp.
62	Fumble	Pride Jr.	Missouri
41*	Fumble	Josephs	Tennessee
28*	INT	Burks	Missouri
23	INT	Hood	Tennessee

Special Teams (3)

Yards	Type	Player(s)	Opp.
79*	PR	Niblett	Texas
48	PR	Concepcion	Texas A&M
32	KR	Foster	Southern Miss

* Touchdown

LONG PLAYS BY THE NUMBERS

Plays by Yardage	No.	TDs	By Play Type	No.	TDs
100+			Rushing	17	6
90-99			Passing	37	11
80-89			Punt Returns	3	0
70-79	1	1	Kick Returns		
60-69	1	1	Interceptions	4	
50-59	6	2	Fumble Returns	1	0
40-49	13	5	Other		
30-39	9	1	TOTAL	62	17
20-29	32	7			

20+ YARD PLAYS BY PLAYER

Player	No.	TD	Rush	Rec.	KR	PR	IR	FR
Anthony Evans III	16	3	0	13	0	3	0	0
Brenen Thompson	14	5	0	14	0	0	0	0
Davon Booth	4	1	2	2	0	0	0	0
Fluff Bothwell	5	1	4	1	0	0	0	0
Xavier Gayton	2	1	2	0	0	0	0	0
Jordan Mosley	2	1	0	2	0	0	0	0
Blake Shapen	2	0	2	0	0	0	0	0
Seydou Traore	3	1	0	3	0	0	0	0
Ayden Williams	2	0	0	2	0	0	0	0
Seth Davis	1	1	1	0	0	0	0	0
Kelley Jones	1	0	0	0	0	0	1	0
Brylan Lanier	1	0	0	0	0	0	1	0
Dwight Lewis III	1	0	0	0	0	0	0	1
Jahron Manning	1	0	0	0	0	0	1	0
Kamario Taylor	6	3	6	0	0	0	0	0
Zakari Tillman	1	0	0	0	0	0	1	0
TOTAL	62	17	17	37	0	3	4	1

20+ YARD PLAYS BY GAME - MISSISSIPPI STATE

Opponent	No.	TD	Rush	Rec.	KR	PR	IR	FR
Southern Miss	2	1	0	2	0	0	0	0
Arizona State	4	3	0	3	0	1	0	0
Alcorn State	10	6	3	4	0	2	0	1
Northern Illinois	6	0	4	2	0	0	0	0
Tennessee	5	0	1	2	0	0	2	0
Texas A&M	2	1	1	1	0	0	0	0
Florida	6	0	0	5	0	0	1	0
Texas	9	2	1	7	0	0	1	0
Arkansas	8	2	1	7	0	0	0	0
Georgia	2	0	1	1	0	0	0	0
Missouri	2	0	0	2	0	0	0	0
Ole Miss	6	2	5	1	0	0	0	0
Wake Forest								
TOTAL	62	17	17	37	0	3	4	1

20+ YARD PLAYS BY GAME - OPPONENT

Opponent	No.	TD	Rush	Rec.	KR	PR	IR	FR
Southern Miss	4	0	0	3	1	0	0	0
Arizona State	4	0	2	2	0	0	0	0
Alcorn State	1	0	0	1	0	0	0	0
Northern Illinois	3	1	1	2	0	0	0	0
Tennessee	10	2	1	7	0	0	1	1
Texas A&M	6	1	3	2	0	1	0	0
Florida	3	0	0	3	0	0	0	0
Texas	5	2	0	4	0	1	0	0
Arkansas	5	1	2	3	0	0	0	0
Georgia	7	2	3	4	0	0	0	0
Missouri	9	5	5	2	0	0	1	1
Ole Miss	7	4	1	6	0	0	0	0
Wake Forest								
TOTAL	64	18	18	39	1	2	2	2

LONGEST PLAYS OF THE YEAR

	Yardage	Player(s) (Opponent)
Rushing	43	Fluff Bothwell (Ole Miss)
Rushing TD	35	Kamario Taylor (Ole Miss)
Passing	75	Blake Shapen to Jordan Mosley (Alcorn State)
Passing TD	75	Blake Shapen to Jordan Mosley (Alcorn State)
Punt Return	43	Anthony Evans III (Alcorn State)
Kick Return	18	Davon Booth (at Texas A&M)
Interception Return	29	Brylan Lanier (at Florida)
Fumble Return	26	Dwight Lewis III (Alcorn State)
Field Goal	55	Kyle Ferrie (at Southern Miss)
Punt	67	Ethan Pulliam (Tennessee)

MISSISSIPPI STATE SCORING DRIVES

Scoring Drive Superlatives

Most Plays: 15, at USM, NIU, Tenn, at A&M, at Mizzou (FG • FG • TD • FG • FG)
Most Yards: 97, vs. Ole Miss (TD)
Longest TOP: 7:47, Northern Illinois (FG)
Fewest Plays: 1 Alcorn State (TD)
Fewest Yards: 3 Alcorn State (TD)
Shortest Time: 0:05 Alcorn State (TD)

Opponent	Plays	Yards	TOP	Res.	Qtr./Clock	How Scored
at Southern Miss	6	75	1:25	TD	1st/14:28	Traore 55 yd TD pass from Shapen
	10	38	4:19	FG	1st/3:35	Ferrie 55 yd FG
	15	63	5:56	FG	2nd/0:03	Ferrie 30 yd FG
	8	66	3:10	TD	3rd/9:34	Bothwell 6 yd TD rush
	11	67	2:59	TD	3rd/4:57	Bothwell 1 yd TD rush
Arizona State	9	42	2:58	TD	3rd/1:52	Booth 3 yd TD rush
	4	75	1:09	TD	1st/13:51	Evans III 48 yd TD pass from Shapen
	13	45	4:51	FG	1st/1:18	Ferrie 37 yd FG
	2	47	0:12	TD	2nd/12:51	B. Thompson 47 yd TD pass from Shapen
	5	77	1:03	TD	4th/0:30	B. Thompson 58 yd TD pass from Shapen
Alcorn State	2	75	0:17	TD	1st/14:43	Mosley 75 yd TD pass from Shapen
	6	29	2:25	TD	1st/9:15	Bothwell 3 yd TD rush
	2	76	0:34	TD	1st/8:02	B. Thompson 42 yd TD pass from Taylor
	3	27	0:58	TD	1st/5:12	Shapen 6 yd TD rush
	5	29	2:07	TD	2nd/7:20	Evans III 22 yd TD pass from Shapen
Northern Illinois	7	44	2:03	TD	2nd/3:50	Bothwell 25 yd TD rush
	5	63	2:10	TD	3rd/5:53	Gayten 25 yd TD rush
	1	3	0:05	TD	4th/9:55	Kromenhoek 3 yd TD rush
	7	54	3:59	TD	4th/3:30	Davis 23 yd TD rush
	13	75	5:53	TD	1st/3:48	B. Thompson 10 yd TD rush
Tennessee	8	48	3:20	TD	2nd/11:31	Traore 1 yd TD pass from Shapen
	6	75	2:05	TD	3rd/12:55	Booth 1 yd TD rush
	15	50	7:47	FG	3rd/0:54	Ferrie 48 yd FG
	5	64	2:10	TD	4th/11:18	Booth 6 yd TD rush
	8	43	5:02	TD	4th/4:31	Gayten 1 yd TD rush
Texas A&M	5	20	1:38	TD	1st/11:49	Bothwell 5 yd TD rush
	15	75	5:26	TD	2nd/13:53	Booth 5 yd TD rush
	8	51	3:10	FG	2nd/8:41	Ferrie 51 yd FG
	4	26	1:01	TD	3rd/3:48	Bothwell 1 yd TD rush
	6	54	2:58	FG	4th/10:31	Ferrie 38 yd FG
Florida	5	17	1:44	TD	4th/7:59	Traore 2 yd TD pass from Shapen
	15	83	5:45	FG	1st/4:21	Ferrie 24 yd FG
	4	75	1:20	TD	4th/7:53	B. Thompson 44 yd TD pass from Shapen
	8	75	2:42	TD	1st/12:18	Taylor 1 yd TD rush
	5	65	1:44	TD	4th/11:57	Booth 2 yd TD rush
Texas	13	75	4:49	TD	4th/2:00	Booth 2 yd TD rush
	6	53	2:22	TD	1st/5:14	West 13 yd TD pass from Shapen
	11	83	3:16	TD	2nd/9:21	Traore 1 yd TD pass from Shapen
	7	34	3:17	FG	2nd/2:30	Ferrie 24 yd FG
	6	60	1:05	TD	2nd/0:38	B. Thompson 23 yd TD pass from Shapen
Arkansas	8	80	3:43	TD	3rd/0:26	B. Thompson 4 yd TD pass from Shapen
	3	75	0:46	TD	4th/12:29	Booth 62 yd TD pass from Shapen
	12	80	4:33	TD	1st/7:06	Booth 8 yd TD pass from Shapen
	4	75	1:15	TD	3rd/13:43	Evans III 45 yd TD pass from Taylor
	4	45	1:25	TD	3rd/4:49	Taylor 20 yd TD rush
Georgia	9	75	3:27	TD	4th/10:16	Booth 2 yd TD RD rush
	8	43	3:22	FG	4th/5:07	Ferrie 46 yd FG
	10	69	2:20	TD	4th/0:48	Evans III 18 yd TD pass from Shapen
	14	75	5:34	TD	1st/9:26	Taylor 4 yd TD rush
	14	75	5:09	TD	3rd/4:49	Taylor 1 yd TD rush
Missouri	5	81	1:59	TD	4th/4:47	Taylor 2 yd TD rush
	9	51	4:54	FG	1st/6:28	Ferrie 47 yd FG
	9	75	4:52	TD	1st/0:00	Shapen 2 yd TD rush
	10	52	3:20	TD	3rd/10:28	Shapen 3 yd TD rush
	9	80	2:56	TD	3rd/2:47	Traore 3 yd TD pass from Taylor
Ole Miss	15	61	5:51	FG	4th/5:19	Ferrie 41 yd FG
	10	97	4:15	TD	1st/8:50	K. Taylor 22 yd TD rush
	6	58	1:23	FG	2nd/1:45	Ferrie 40 yd FG
	12	57	4:59	FG	3rd/10:01	Ferrie 36 yd FG
	9	75	3:06	TD	4th/10:40	K. Taylor 35 yd TD rush

GAME OPENING DRIVES

	Mississippi State		Opponent	
	Result / Pts	Yards	Result / Pts	Yards
Southern Miss	TD / 7	75	Punt / 0	25
Arizona State	TD / 7	75	Punt / 0	13
Alcorn State	TD / 7	75	Punt / 0	14
Northern Illinois	TD / 7	75	FG / 3	63
Tennessee	Punt / 0	-6	FG / 3	55
Texas A&M	Punt / 0	13	Punt / 0	31
Florida	TD / 7	75	FG / 3	58
Texas	Punt / 0	7	TD / 7	63
Arkansas	TD / 7	80	Punt / 0	26
Georgia	TD / 7	75	FG / 3	46
Missouri	Punt / 0	-3	TD / 7	65
Ole Miss	TD / 7	97	TD / 7	75
Wake Forest				
TOTALS	8 TDs, 4 Punts / 56 Pts		5 Punts, 4 FGs, 3 TDs / 33 Pts	

2ND HALF OPENING DRIVES

	Mississippi State		Opponent	
	Result / Pts	Yards	Result / Pts	Yards
Southern Miss	TD / 7	66	Punt / 0	-1
Arizona State	Punt / 0	4	TD / 7	75
Alcorn State	TD / 7	63	Punt / 0	-9
Northern Illinois	TD / 7	75	INT / 0	55
Tennessee	Missed FG / 0	26	FG / 3	66
Texas A&M	Punt / 0	13	Punt / 0	-3
Florida	Punt / 0	-2	Punt / 0	6
Texas	Punt / 0	20	Missed FG / 0	64
Arkansas	TD / 7	75	TD / 7	75
Georgia	Punt / 0	7	TD / 7	75
Missouri	TD / 7	52	Fumble / 0	27
Ole Miss	FG / 3	57	FG / 3	49
Wake Forest				
TOTALS	5 TDs, 5 Punts, 1 FG / 38 Pts 1 Missed FG		4 Punts , 3 TDs, 2 FG / 27 Pts 1 Missed FG, 1 INT, 1 Fumble	

OPENING DRIVE BREAKDOWN


Opponent	Plays	Yards	TOP	Res.	Qtr./Clock	How Scored
Southern Miss	6	75	1:25	TD	1st/13:35	Traore 55 yd TD pass from Shapen
Arizona State	4	75	1:09	TD	1st/13:51	Evans III 48 yd TD pass from Shapen
Alcorn State	2	75	0:17	TD	1st/14:43	Mosley 75 yd TD pass from Shapen
Northern Illinois	13	75	5:53	TD	1st/3:48	B. Thompson 10 yd TD rush
Tennessee	3	-6	1:33	Punt	1st/13:27	
Texas A&M	4	13	1:52	Punt	1st/13:08	
Florida	8	75	2:42	TD	1st/12:18	K. Taylor 2 yd TD rush
Texas	3	7	1:01	Punt	1st/13:59	
Arkansas	12	80	4:33	TD	1st/11:39	Booth 8 yd TD rush
Georgia	14	75	5:34	TD	1st/9:26	K. Taylor 4 yd TD rush
Missouri	3	-3	1:35	Punt	1st/13:25	
Ole Miss	10	97	4:15	TD	1st/8:50	K. Taylor 22 yd TD rush
Wake Forest						

DRIVE BREAKDOWN

Opponent	Drives	TD	FG	MFG	Punts	Turnovers	4th Dwns
Southern Miss	12	4	2	0	4	1	0
Arizona State	12	3	1	0	5	0	2
Alcorn State	13	9	0	0	1	1	0
Northern Illinois	10	5	1	0	3	0	0
Tennessee	15	4	2	1	5	2	1
Texas A&M	12	1	1	0	8	2	0
Florida	12	3	0	1	4	2	1
Texas	17	5	1	1	7	1	3
Arkansas	12	5	1	0	3	1	1
Georgia	11	3	0	0	5	1	1
Missouri	14	3	2	0	4	3	1
Ole Miss	12	2	2	0	4	1	2
Wake Forest							
TOTALS	152	47	13	3	53	15	12

RECORD BREAKDOWN	2025	Lebby Era
Overall Record	5-7	7-17
Home	3-4	5-9
Road	2-3	2-8
SEC	1-7	1-15
Home	0-4	0-8
Road	1-3	1-7
Non-Conference	4-0	5-3
Day Games	3-5	4-12
Night Games (5 p.m. or later)	2-1	3-4
August	1-0	2-0
September	3-1	3-5
October	0-3	0-6
November	1-3	2-6
December-January	--	--
As Top 25 Team (AP)	--	--
vs Top 25 Teams (AP)	1-5	1-10
at home	1-4	1-5
on the road	0-1	0-5
vs Top 10 Teams (AP)	0-3	0-6
Overtime Games	0-2	0-2
State Scores First	4-4	5-7
State Scores on 1st Possession	5-3	7-5
Opponent Scores First	1-3	2-10
Opp. Scores on 1st Possession	1-6	2-13
Leading at the Half	4-1	6-1
Trailing at the Half	1-6	1-16
Tied at the Half	0-1	0-1
Scoring less than 20 pts	0-2	0-6
Scoring 20-29 points	1-3	1-8
Scoring 30-39 Points	3-2	3-3
Scoring 40-49 Points	--	1-0
Scoring 50+ Points	1-0	2-0
Allow Fewer Than 20 Points	3-0	4-0
Allow 20-29 Points	1-1	2-2
Allow 30-39 Points	1-2	1-7
Allow 40-49 Points	0-4	0-7
Allow 50+ Points	--	0-1
Decided By 1-3 Points	1-1	1-1
Decided By 4-7 Points	1-2	1-3
Decided By 8-10 Points	--	0-2
Decided By 11-20 Points	1-2	1-6
Decided By 20+ Points	2-2	4-5
Rushing: State Has More Yards	3-2	5-3
Rushing: State Has Less Than Opp.	2-5	2-14
Rushing Over 200 Yards	2-1	4-2
Rushing Less Than 200 Yards	3-6	3-15
Opp. Rushing Over 200 Yards	2-3	2-9
Opp. Rushing Less Than 200 Yards	3-4	5-8
Passing: State Has More Yards	5-3	7-7
Passing: State Has Less Than Opp.	0-4	0-10
Passing Over 300 Yards	0-2	0-5
Passing Less Than 300 Yards	5-5	6-12
Opp. Passing Over 300 Yards	0-3	0-6
Opp. Passing Less Than 300 Yards	5-2	7-9
Total Offense: State Has More Yards	4-2	6-3
Total Offense: State Has Less Than Opp.	1-5	1-14
Total Offense Over 400 Yards	3-3	5-5
Total Offense Less Than 400 Yards	2-4	2-12
Opp. Total Offense Over 400 Yards	1-7	1-15
Opp. Total Offense Less Than 400 Yards	4-0	6-2
State Has 100-Yard Rusher	1-3	1-5
State Has 300-Yard Passer	0-2	0-5
State Has 100-Yard Receiver	2-1	4-5
Turnovers: Win Margin	3-0	5-3
Turnovers: Lose Margin	1-4	1-10
Turnovers: Tied	1-3	1-4
State has more time of possession	2-2	2-4
Opp. has more time of possession	3-4	5-12
State defense scores	--	1-0
Opp. defense scores	0-2	0-4
State returns KO/Punt for TD	--	--
Opp. returns KO/Punt for TD	0-1	0-1
Playing on natural grass	4-6	6-15
Playing on turf	1-1	1-2
Wins Coin Toss	1-5	2-10
Loses Coin Toss	4-2	5-7

THE LAST TIME...	
RUSHING	
100 yards	Kamario Taylor; #6 Ole Miss, 2025 (173)
150 yards	Kamario Taylor; #6 Ole Miss, 2025 (173)
200 yards	Kylin Hill; at Arkansas, 2019 (234)
2 TDs	Kamario Taylor; #6 Ole Miss, 2025 (2)
3 TDs	Kamario Taylor; #5 Georgia, 2025 (3)
4 TD	Nick Fitzgerald; Louisiana, 2018 (4)
30 attempts	Vick Ballard; Arkansas, 2010 (33)
40 attempts	Michael Davis; Ole Miss, 1993 (40)
PASSING	
300 yards	Blake Shapen; #22 Texas, 2025 (381)
400 yards	Will Rogers; at South Carolina, 2023 (487)
500 yards	Dak Prescott; at Arkansas, 2015 (508)
600 yards	K.J. Costello; at LSU, 2020 (623)
40+ completions	Will Rogers; Auburn, 2022 (42)
50+ attempts	Will Rogers; Georgia, 2022 (51)
3 TDs	Blake Shapen; #22 Texas, 2025 (4)
4 TDs	Blake Shapen; #22 Texas, 2025 (4)
5 TDs	Will Rogers; East Tennessee State, 2022 (5)
6 TDs	Will Rogers; Bowling Green, 2022 (6)
RECEIVING	
10 receptions	Anthony Evans III; at Florida, 2025 (11)
100 yards	Anthony Evans III and Brenen Thompson; at Arkansas, 2025 (111, 107)
200 yards	Lideatrick Griffin; at South Carolina, 2023 (256)
2 TDs	Brenen Thompson; #22 Texas, 2025 (2)
3 TDs	Austin Williams; Tennessee State, 2021 (3)
TOTAL OFFENSE	
400 yards	Will Rogers; Arkansas, 2022 (406)
450 yards	Will Rogers; at South Carolina, 2023 (487)
500 yards	K.J. Costello; at LSU, 2020 (585)
FIELD GOALS MADE	
3	Kyle Ferrie; at South Carolina, 2023 (3)
4	Kyle Ferrie; Southern Miss, 2023 (4)
5	Derek DePasquale; UAB, 2010 (5)
50-yarder	Kyle Ferrie; #15 Tennessee, 2025 (51)
PUNTING	
70-yarder	Tucker Day; LSU, 2019 (70)
TACKLES	
15	Stone Blanton; Missouri, 2024 (18)
20	Isaac Smith; at Tennessee, 2024 (20)
SACKS	
2.0	Zakari Tillman; at Ole Miss, 2024 (2.0)
3.0	Montez Sweat; Auburn, 2018 (3.0)
4.0+	Greg Favors; at Ole Miss, 1996 (5.5)
INTERCEPTIONS	
2	Brylan Lanier; at Florida, 2025 (2)
3	Mark McLaurin; vs. Louisville, 2017 (3)
FUMBLES	
Forced 2 fumbles	Jett Johnson; Southeastern Louisiana, 2023 (2)
Recovered 2 fumbles	Leo Lewis; at Auburn, 2019 (2)
BLOCKS	
Blocked punt	Nevaeh Sanders; vs. Northern Illinois, 2025
Blocked PAT	Jeffery Simmons; vs. La. Tech, 2017
Blocked FG	Emmanuel Forbes Jr.; Texas A&M, 2022
NON-OFFENSIVE SCORING PLAYS	
Kickoff return TD	Zavion Thomas; at Texas A&M, 2023 (94-yards)
Punt return TD	Zavion Thomas; Georgia, 2022 (63-yards)
INT return TD	Elijah Cannon; Eastern Kentucky, 2024
Fumble return TD	Marcus Banks; Illinois, 2023 (60-yards)
Recorded a safety	[TEAM] at Texas A&M, 2021
Blocked Punt Return TD	Mario Craver; Eastern Kentucky, 2024
Blocked Field Goal Return TD	Decamerion Richardson; Texas A&M, 2022



2025-26 Mississippi St. Football

Individual Game Highs

All games

Page 1/1

as of Dec 11, 2025

Mississippi St. - Individual Game Highs	
RUSHES	24 Davon Booth vs Texas (10/25/2025)
YARDS RUSHING	173 Kamario Taylor vs Ole Miss (11/28/2025)
TD RUSHES	3 Kamario Taylor vs Georgia (11/08/2025)
LONG RUSH	43 Fluff Bothwell vs Ole Miss (11/28/2025)
PASS ATTEMPTS	42 Blake Shapen vs Texas (10/25/2025)
PASS COMPLETIONS	26 Blake Shapen vs Texas (10/25/2025)
	26 Blake Shapen at Southern Miss. (08/30/2025)
YARDS PASSING	381 Blake Shapen vs Texas (10/25/2025)
TD PASSES	4 Blake Shapen vs Texas (10/25/2025)
LONG PASS	75 Blake Shapen vs Alcorn (09/13/2025)
RECEPTIONS	11 Anthony Evans III at Florida (10/18/2025)
YARDS RECEIVING	155 Brenen Thompson at Florida (10/18/2025)
TD RECEPTIONS	2 Anthony Evans III at Arkansas (11/01/2025)
	2 Brenen Thompson vs Texas (10/25/2025)
	2 Brenen Thompson vs Arizona St. (09/06/2025)
LONG RECEPTION	75 Jordan Mosley vs Alcorn (09/13/2025)
PUNTS	7 Ethan Pulliam at Texas A&M (10/04/2025)
PUNTING AVG	54.0 Nathan Tyce vs Texas (10/25/2025)
LONG PUNT	67 Ethan Pulliam vs Tennessee (09/27/2025)
PUNTS INSIDE 20	3 Ethan Pulliam vs Tennessee (09/27/2025)
LONG PUNT RETURN	43 Anthony Evans III vs Alcorn (09/13/2025)
LONG KICKOFF RETURN	18 Davon Booth at Texas A&M (10/04/2025)
TACKLES	14 Jahron Manning vs Texas (10/25/2025)
SACKS	1.5 Jaray Bledsoe vs Texas (10/25/2025)
	1.5 Derion Gullette vs Texas (10/25/2025)
TACKLES FOR LOSS	3 Malick Sylla vs Texas (10/25/2025)



2025-26 Mississippi St. Football


Team Game Highs

All games

Page 1/1

as of Dec 11, 2025

Mississippi St. - Game Highs	
RUSHES	57 Tennessee (09/27/2025)
YARDS RUSHING	292 NIU (09/20/2025)
YARDS PER RUSH	7.8 Alcorn (09/13/2025)
TD RUSHES	6 Alcorn (09/13/2025)
PASS ATTEMPTS	43 Texas (10/25/2025)
PASS COMPLETIONS	27 Texas (10/25/2025)
	27 at Southern Miss. (08/30/2025)
YARDS PASSING	382 Texas (10/25/2025)
YARDS PER PASS	12.9 Alcorn (09/13/2025)
TD PASSES	5 Texas (10/25/2025)
TOTAL PLAYS	90 at Missouri (11/15/2025)
TOTAL OFFENSE	514 Alcorn (09/13/2025)
YARDS PER PLAY	9.5 Alcorn (09/13/2025)
POINTS	63 Alcorn (09/13/2025)
SACKS BY	5 Texas (10/25/2025)
FIRST DOWNS	27 at Missouri (11/15/2025)
PENALTIES	14 at Southern Miss. (08/30/2025)
PENALTY YARDS	119 at Southern Miss. (08/30/2025)
TURNOVERS	3 at Missouri (11/15/2025)
PUNTS	8 at Texas A&M (10/04/2025)
PUNTING AVG	50.9 Texas (10/25/2025)
LONG PUNT	67 Tennessee (09/27/2025)
PUNTS INSIDE 20	3 Texas (10/25/2025)
	3 Tennessee (09/27/2025)
LONG PUNT RETURN	43 Alcorn (09/13/2025)



2025-26 Mississippi St. Football

Opponent Individual Match Highs

All games

Page 1/1

as of Dec 11, 2025

Opponent - Individual Game Highs	
RUSHES	27 Kewan Lacy vs Ole Miss (11/28/2025)
YARDS RUSHING	300 Ahmad Hardy at Missouri (11/15/2025)
TD RUSHES	3 Ahmad Hardy at Missouri (11/15/2025)
LONG RUSH	72 Ahmad Hardy at Missouri (11/15/2025)
PASS ATTEMPTS	46 Arch Manning vs Texas (10/25/2025)
PASS COMPLETIONS	29 Arch Manning vs Texas (10/25/2025)
YARDS PASSING	359 Trinidad Chambliss vs Ole Miss (11/28/2025)
TD PASSES	4 Trinidad Chambliss vs Ole Miss (11/28/2025)
LONG PASS	88 Trinidad Chambliss vs Ole Miss (11/28/2025)
RECEPTIONS	8 Zachariah Branch vs Georgia (11/08/2025)
YARDS RECEIVING	184 Ryan Wingo vs Texas (10/25/2025)
TD RECEPTIONS	2 De'Zhaun Stribling vs Ole Miss (11/28/2025)
	2 Emmett Mosley V vs Texas (10/25/2025)
	2 Parker Livingstone vs Texas (10/25/2025)
	2 KC Concepcion at Texas A&M (10/04/2025)
LONG RECEPTION	88 Ducece Alexander vs Ole Miss (11/28/2025)
FIELD GOALS	3 Trey Smack at Florida (10/18/2025)
LONG FIELD GOALS	54 Trey Smack at Florida (10/18/2025)
PUNTS	8 Jack Bouwmeester vs Texas (10/25/2025)
PUNTING AVG	47.0 Danny Vuckovic vs NIU (09/20/2025)
LONG PUNT	56 Kanyon Floyd vs Arizona St. (09/06/2025)
PUNTS INSIDE 20	3 Jackson Ross vs Tennessee (09/27/2025)
LONG PUNT RETURN	79 Ryan Niblett vs Texas (10/25/2025)
LONG KICKOFF RETURN	32 Ian Foster at Southern Miss. (08/30/2025)
TACKLES	17 Arion Carter vs Tennessee (09/27/2025)
SACKS	3 Anthony Hill Jr. vs Texas (10/25/2025)
TACKLES FOR LOSS	4.5 Quincy Rhodes Jr. at Arkansas (11/01/2025)
INTERCEPTIONS	1 Princewill Umanmielen vs Ole Miss (11/28/2025)
	1 Toriano Pride Jr. at Missouri (11/15/2025)
	1 Marvin Burks at Missouri (11/15/2025)
	1 Jordan Young at Arkansas (11/01/2025)
	1 Michal Boireau at Florida (10/18/2025)
	1 Daymion Sanford at Texas A&M (10/04/2025)
	1 Colton Hood vs Tennessee (09/27/2025)
	1 Bakari McCall vs Alcorn (09/13/2025)
	1 Michael Montgomery at Southern Miss. (08/30/2025)



2025-26 Mississippi St. Football

Opponent Match Highs

All games

Page 1/1

as of Dec 11, 2025

Opponent - Game Highs	
RUSHES	54 at Texas A&M (10/04/2025)
YARDS RUSHING	326 at Missouri (11/15/2025)
YARDS PER RUSH	8.4 at Missouri (11/15/2025)
TD RUSHES	3 at Missouri (11/15/2025)
	3 at Arkansas (11/01/2025)
PASS ATTEMPTS	47 Texas (10/25/2025)
PASS COMPLETIONS	30 Texas (10/25/2025)
YARDS PASSING	359 Ole Miss (11/28/2025)
YARDS PER PASS	10.6 Ole Miss (11/28/2025)
TD PASSES	4 Ole Miss (11/28/2025)
	4 Texas (10/25/2025)
TOTAL PLAYS	79 Texas (10/25/2025)
TOTAL OFFENSE	567 Georgia (11/08/2025)
YARDS PER PLAY	8.0 at Missouri (11/15/2025)
POINTS	49 at Missouri (11/15/2025)
SACKS BY	7 Texas (10/25/2025)
FIRST DOWNS	30 Georgia (11/08/2025)
PENALTIES	18 at Arkansas (11/01/2025)
PENALTY YARDS	193 at Arkansas (11/01/2025)
TURNOVERS	3 Tennessee (09/27/2025)
	3 Alcorn (09/13/2025)
PUNTS	8 Texas (10/25/2025)
	8 Alcorn (09/13/2025)
PUNTING AVG	45.5 at Texas A&M (10/04/2025)
LONG PUNT	56 Arizona St. (09/06/2025)
PUNTS INSIDE 20	3 Tennessee (09/27/2025)
LONG PUNT RETURN	79 Texas (10/25/2025)



2025-26 Mississippi St. Football
Combined Team Statistics
All games

Team Results

Date	Opponent		Score	Att.
08/30/2025	at Southern Miss.	W	34-17	33485
09/06/2025	Arizona St.	W	24-20	50808
09/13/2025	Alcorn	W	63-0	49158
09/20/2025	NIU	W	38-10	45803
* 09/27/2025	Tennessee	Lot1	34-41	60417
* 10/04/2025	at Texas A&M	L	9-31	108572
* 10/18/2025	at Florida	L	21-23	90203
* 10/25/2025	Texas	Lot1	38-45	52680
* 11/01/2025	at Arkansas	W	38-35	68358
* 11/08/2025	Georgia	L	21-41	53017
* 11/15/2025	at Missouri	L	27-49	57321
* 11/28/2025	Ole Miss	L	19-38	60417

Rushing

Player	gp	att	gain	loss	net	avg	td	lg	avg/g
Fluff Bothwell	10	128	656	17	639	5.0	6	43	63.9
Davon Booth	12	136	583	30	553	4.1	7	22	46.1
Kamario Taylor	10	64	428	33	395	6.2	7	39	39.5
Xavier Gayten	12	24	151	2	149	6.2	2	25	12.4
Seth Davis	2	5	47	0	47	9.4	1	23	23.5
Johnnie Daniels	3	9	44	0	44	4.9	0	13	14.7
Anthony Evans III	12	6	44	1	43	7.2	0	17	3.6
Blake Shapen	11	111	302	274	28	0.3	3	24	2.5
Kolin Wilson	4	6	26	0	26	4.3	0	17	6.5
Luke Kromenhoek	2	4	24	0	24	6.0	1	13	12.0
Sam West	12	1	15	0	15	15.0	0	15	1.3
Brenen Thompson	12	4	16	2	14	3.5	1	10	1.2
Stonka Burnside	4	1	6	0	6	6.0	0	6	1.5
Ricky Johnson	12	1	0	7	-7	-7.0	0	0	-0.6
Team	12	7	0	36	-36	-5.1	0	0	-3.0
Total	12	507	2342	402	1940	3.8	28	43	161.7
Opponents	12	462	2494	220	2274	4.9	17	72	189.5

Passing

Player	gp	effc	comp-att-int	pct	yds	td	lg	avg/g
Blake Shapen	11	142.9	195-303-8	64.4	2433	15	75	221.2
Kamario Taylor	10	134.2	30-55-1	54.5	388	4	57	38.8
Luke Kromenhoek	2	92.0	2-4-0	50.0	20	0	13	10.0
Total	12	141.0	227-362-9	62.7	2841	19	75	236.8
Opponents	12	132.9	219-363-12	60.3	2596	21	88	216.3

Receiving

Player	gp	no.	yds	avg	td	lg	avg/g
Anthony Evans III	12	63	751	11.9	4	57	62.6
Brenen Thompson	12	53	948	17.9	6	58	79.0
Seydou Traore	12	34	358	10.5	5	57	29.8
Ayden Williams	12	19	222	11.7	0	49	18.5
Davon Booth	12	15	165	11.0	2	62	13.8
Fluff Bothwell	10	13	99	7.6	0	39	9.9
Jordan Mosley	12	8	168	21.0	1	75	14.0
Sam West	12	4	35	8.8	1	13	2.9
Ricky Johnson	12	3	17	5.7	0	12	1.4
Sanfrisco Magee	6	3	33	11.0	0	18	5.5
Johnnie Daniels	3	3	19	6.3	0	9	6.3
Xavier Gayten	12	3	2	0.7	0	5	0.2
Cam Ball	12	2	12	6.0	0	9	1.0
Max Reese	11	2	1	0.5	0	5	0.1
Markus Allen	12	1	7	7.0	0	7	0.6
Gracen Harris	2	1	4	4.0	0	4	2.0
Total	12	227	2841	12.5	19	75	236.8
Opponents	12	219	2596	11.9	21	88	216.3

Game Records

Record	Overall	Home	Away	Neutral
ALL GAMES	5-7	3-4	2-3	0-0
CONFERENCE	1-7	0-4	1-3	0-0
NON-CONFERENCE	4-0	3-0	1-0	0-0

Team Statistics

	MS	OPP
First Downs	265	258
Rushing	123	115
Passing	113	111
Penalty	29	32
Rushing Yardage	1940	2274
Rushing attempts	507	462
Average per rush	3.8	4.9
Average per game	161.7	189.5
TDs Rushing	28	17
Passing Yardage	2841	2596
Comp-Att-Int	227-362-9	219-363-12
Average per pass	7.8	7.2
Average per catch	12.5	11.9
Average per game	236.8	216.3
TDs Passing	19	21
Total offense	4781	4870
Average per play	5.5	5.9
Average per game	398.4	405.8
Kick returns: #-Yards	8-102	11-187
Punt returns: #-Yards	12-135	12-154
Int returns: #-Yards	12-120	9-111
Fumbles-Lost	13-6	10-5
Penalties-Yards	87-740	101-843
Punts-Avg	53-45.0	54-41.5
Time of possession / game	27:44	32:14
3rd-down conversion	76/174	65/164
4th-down conversion	13/27	8/16
PAT-attempts	(45-45) 100%	(42-42) 100%
2-point conversion-attempts	(0-2) 0%	(1-1) 100%

Interceptions

Player	no.	yds	avg	td	lg
Brylan Lanier	3	29	9.7	0	29
Kelley Jones	2	33	16.5	0	25
Nic Mitchell	1	12	12.0	0	12
Hunter Washington	1	6	6.0	0	6
Jayven Williams	1	4	4.0	0	4
Zakari Tillman	1	26	26.0	0	26
Isaac Smith	1	0	0.0	0	0
DeAgo Brumfield	1	-11	-11.0	0	0
Jahron Manning	1	21	21.0	0	21
Total	12	120	10.0	0	29
Opponents	9	111	12.3	3	28



Field Goals

Player	fg	pct.	01-19	20-29	30-39	40-49	50-99	lg	blk
Kyle Ferrie	13-16	81.3	0-0	2-2	4-4	5-8	2-2	55	1
Opponents	16-21	76.2	1-1	4-5	3-5	5-6	3-4	54	0

Scoring

			PAT								
Player	td	fg	kick	rush	rcv	pass	dxp	saf	pts		
Kyle Ferrie	-	13-16	43-43	-	-	-	-	-	82		
Davon Booth	9	-	-	-	-	-	-	-	54		
Brenen Thompson	7	-	-	-	-	-	-	-	42		
Kamario Taylor	7	-	-	-	-	-	-	-	42		
Fluff Bothwell	6	-	-	-	-	-	-	-	36		
Seydou Traore	5	-	-	-	-	-	-	-	30		
Anthony Evans III	4	-	-	-	-	-	-	-	24		
Blake Shapen	3	-	-	-	-	-	-	-	18		
Xavier Gayten	2	-	-	-	-	-	-	-	12		
Jordan Mosley	1	-	-	-	-	-	-	-	6		
Sam West	1	-	-	-	-	-	-	-	6		
Seth Davis	1	-	-	-	-	-	-	-	6		
Luke Kromenhoek	1	-	-	-	-	-	-	-	6		
Marlon Hauck	-	-	2-2	-	-	-	-	-	2		
Total	47	13-16	45-45	0	0	0	0	0	366		
Opponents	43	16-21	42-42	0	1	1	0	0	350		

Score by Periods

Team	1st	2nd	3rd	4th	OT	TOT
Mississippi St.	110	61	90	105	0	366
Opponents	57	96	63	120	14	350

Punting

Player	no.	yds	avg	lg	tb	fc	i20	50+	blk
Ethan Pulliam	40	1874	46.9	67	0	15	10	16	0
Nathan Tiyce	12	468	39.0	54	1	5	7	2	0
Blake Shapen	1	43	43.0	43	0	0	1	0	0
Total	53	2385	45.0	67	1	20	18	18	0
Opponents	54	2239	41.5	56	4	22	19	6	1

Punt Returns

Player	no.	yds	avg	td	lg
Anthony Evans III	11	134	12.2	0	43
Kolin Wilson	1	1	1.0	0	1
Total	12	135	11.3	0	43
Opponents	12	154	12.8	1	79

Kick Returns

Player	no.	yds	avg	td	lg
Davon Booth	6	89	14.8	0	18
Johnnie Daniels	1	13	13.0	0	13
Kolin Wilson	1	0	0.0	0	0
Total	8	102	12.8	0	18
Opponents	11	187	17.0	0	32

All Purpose

Player	g	rush	rcv	pr	kr	ir	total	avg/g
Brenen Thompson	12	14	948	0	0	0	962	80.2
Anthony Evans III	12	43	751	134	0	0	928	77.3
Davon Booth	12	553	165	0	89	0	807	67.3
Fluff Bothwell	10	639	99	0	0	0	738	73.8
Kamario Taylor	10	395	0	0	0	0	395	39.5
Seydou Traore	12	0	358	0	0	0	358	29.8
Ayden Williams	12	0	222	0	0	0	222	18.5
Jordan Mosley	12	0	168	0	0	0	168	14.0
Xavier Gayten	12	149	2	0	0	0	151	12.6
Johnnie Daniels	3	44	19	0	13	0	76	25.3
Sam West	12	15	35	0	0	0	50	4.2
Seth Davis	2	47	0	0	0	0	47	23.5
Kelley Jones	12	0	0	0	0	33	33	2.8
Sanfrisco Magee	6	0	33	0	0	0	33	5.5
Brylan Lanier	12	0	0	0	0	29	29	2.4
Blake Shapen	11	28	0	0	0	0	28	2.5
Kolin Wilson	4	26	0	1	0	0	27	6.8
Zakari Tillman	12	0	0	0	0	26	26	2.2
Luke Kromenhoek	2	24	0	0	0	0	24	12.0
Jahron Manning	12	0	0	0	0	21	21	1.8
Nic Mitchell	12	0	0	0	0	12	12	1.0
Cam Ball	12	0	12	0	0	0	12	1.0
Ricky Johnson	12	-7	17	0	0	0	10	0.8
Markus Allen	12	0	7	0	0	0	7	0.6
Hunter Washington	12	0	0	0	0	6	6	0.5
Stonka Burnside	4	6	0	0	0	0	6	1.5
Jayven Williams	12	0	0	0	0	4	4	0.3
Gracen Harris	2	0	4	0	0	0	4	2.0
Max Reese	11	0	1	0	0	0	1	0.1
DeAgo Brumfield	12	0	0	0	0	-11	-11	-0.9
Total	12	1940	2841	135	102	120	5138	428.2
Opponents	12	2274	2596	154	187	111	5322	443.5

Total Offense

Player	g	plays	rush	pass	total	avg/g
Blake Shapen	11	414	28	2433	2461	223.7
Kamario Taylor	10	119	395	388	783	78.3
Fluff Bothwell	10	128	639	0	639	63.9
Davon Booth	12	136	553	0	553	46.1
Xavier Gayten	12	24	149	0	149	12.4
Seth Davis	2	5	47	0	47	23.5
Johnnie Daniels	3	9	44	0	44	14.7
Luke Kromenhoek	2	8	24	20	44	22.0
Anthony Evans III	12	6	43	0	43	3.6
Kolin Wilson	4	6	26	0	26	6.5
Sam West	12	1	15	0	15	1.3
Brenen Thompson	12	4	14	0	14	1.2
Stonka Burnside	4	1	6	0	6	1.5
Ricky Johnson	12	1	-7	0	-7	-0.6
Total	12	869	1940	2841	4781	398.4
Opponents	12	825	2274	2596	4870	405.8



2025-26 Mississippi St. Football
Combined Team Statistics
All games

Page 3/3
as of Dec 11, 2025

Team Defense

Team Defense			Tackles				Sacks	Pass defense			Fumbles		blkd	
##	Player	gp	ua	a	tot	tfl/yds	no-yds	int-yds	brup	qbh	fr-yds	ff	kick	saf
13	Jahron Manning	12	33	52	85	3-5	.	1-21	4
40	Nic Mitchell	12	13	59	72	5-35	2.5-22	1-12	.	2	1-1	.	.	.
3	Brylan Lanier	12	36	29	65	2.5-8	1-7	3-29	2
2	Isaac Smith	10	14	50	64	1-4	1-4	1-0	3	.	1-0	.	.	.
7	Zakari Tillman	12	15	32	47	3-9	1-7	1-26	1	2	.	1	.	.
10	Jalen Smith	12	13	32	45	1.5-3	.	.	1	3
44	Branden Jennings	12	9	33	42	.	.	.	2	4
21	Hunter Washington	12	16	21	37	.	.	1-6	2
16	Derion Gullette	9	14	22	36	1.5-14	1.5-14	.	1	2
4	DeAgo Brumfield	12	20	13	33	1-2	.	1--11	4	1
11	Tyler Lockhart	11	9	24	33	2
8	Malick Sylla	12	9	21	30	6-13	1-6	.	2	4	1-0	.	.	.
1	Kelley Jones	12	17	13	30	.	.	2-33	11
92	Jaray Bledsoe	12	6	20	26	5.5-12	1.5-6	.	.	1
35	Kalvin Dinkins	12	5	20	25	3-21	2-16
9	Tony Mitchell	11	13	12	25	4-14
22	Kedrick Bingley-Jones	12	3	20	23	0.5-0	.	.	1	1
42	DJ Reed	12	4	17	21	2-5	2-5	.	1	3
23	Trevion Williams	12	4	16	20	1.5-3	1-1	.	1	2	.	2	.	.
27	Red Hibbler	12	5	15	20	1.5-8	0.5-4
15	Jayven Williams	12	10	8	18	1-4	.	1-4	1	1	.	2	.	.
6	Deonte Anderson	12	2	13	15	1-7	1-7	.	1
88	Jamil Burroughs	11	6	8	14	2-7	.	.	.	2
28	Tanner Johnson	12	2	10	12	.	.	.	1	.	.	1	.	.
25	Ray Thomas	6	4	6	10	2-7	1-2	1	.	.
26	Dwight Lewis III	12	8	2	10	.	.	.	1	.	1-33	.	.	.
20	Jett Jefferson	4	5	5	10
99	Diesel Moye	10	2	8	10
37	Nevaeh Sanders	12	4	5	9	1-19	1-19	.	.	1	.	.	1	.
43	Will Whitson	2	4	4	8	4.5-22	2-18
19	Cyrus Reyes	12	3	4	7
46	Joseph Head Jr.	12	2	4	6
31	LaKendrick James	3	.	6	6
12	Tyler Woodard	2	1	4	5
94	Corey Clark	3	.	4	4
98	Ashun Shepphard	2	1	3	4
36	Ja'Bryis Stewart	4	1	3	4
8	Seydou Traore	12	3	.	3
45	Ethan Myers	12	.	2	2
4	Jordan Mosley	12	1	.	1
49	Marlon Hauck	12	.	1	1
50	Koby Keenum	12	1	.	1
6	Davon Booth	12	1	.	1
5	Stonka Burnside	4	.	1	1
24	Elijah Cannon	9	.	1	1
97	Terrance Hibbler Jr.	1	.	1	1
24	Fluff Bothwell	10	1	.	1
30	Montrell Chapman	4	.	1	1
32	AJ Rice	1	.	1	1
22	Xavier Gayten	12	1-0	.	.	.
80	Kyle Ferrie	12
Totals		12	320	626	946	54-222	20-138	12-120	40	31	5-34	7	1	0
Opponents		12	380	604	984	89-408	40-285	9-111	48	35	6-115	10	1	0



2025-26 Mississippi St. Football
By Quarter Statistics
All games

Page 1/2
as of Dec 11, 2025

3rd-Down Conversions

Date	Opponent	Score	Overall	1st Qtr	2nd Qtr	3rd Qtr	4th Qtr	Overtime
08/30/2025	at Southern Miss.	W 34-17	8-14 57.1	2-3 66.7	2-5 40.0	3-3 100.0	1-3 33.3	0-1 0.0
09/06/2025	Arizona St.	W 24-20	6-14 42.9	2-5 40.0	1-3 33.3	1-3 33.3	2-3 66.7	0-1 0.0
09/13/2025	Alcorn	W 63-0	4-7 57.1	0-0 0.0	2-4 50.0	0-1 0.0	2-2 100.0	0-0 0.0
09/20/2025	NIU	W 38-10	5-13 38.5	1-3 33.3	1-4 25.0	2-4 50.0	1-2 50.0	0-0 0.0
09/27/2025	Tennessee	Lot1 34-41	8-19 42.1	4-7 57.1	1-4 25.0	2-3 66.7	1-4 25.0	0-0 0.0
10/04/2025	at Texas A&M	L 9-31	1-10 10.0	1-4 25.0	0-2 0.0	0-3 0.0	0-1 0.0	0-0 0.0
10/18/2025	at Florida	L 21-23	8-15 53.3	4-6 66.7	0-2 0.0	1-3 33.3	3-4 75.0	0-0 0.0
10/25/2025	Texas	Lot1 38-45	6-19 31.6	1-5 20.0	2-5 40.0	2-4 50.0	1-4 25.0	0-0 0.0
11/01/2025	at Arkansas	W 38-35	6-14 42.9	2-4 50.0	1-3 33.3	1-2 50.0	2-5 40.0	0-0 0.0
11/08/2025	Georgia	L 21-41	8-16 50.0	5-7 71.4	1-3 33.3	2-5 40.0	0-1 0.0	0-0 0.0
11/15/2025	at Missouri	L 27-49	7-16 43.8	1-3 33.3	1-3 33.3	3-5 60.0	2-5 40.0	0-0 0.0
11/28/2025	Ole Miss	L 19-38	9-17 52.9	2-3 66.7	0-3 0.0	3-5 60.0	4-6 66.7	0-0 0.0
Mississippi St.			76-174 43.7	25-50 50.0	12-41 29.3	20-41 48.8	19-40 47.5	0-2 0.0
Opponents			65-164 39.6	14-37 37.8	18-48 37.5	13-34 38.2	20-45 44.4	0-0 0.0

4th-Down Conversions

Date	Opponent	Score	Overall	1st Qtr	2nd Qtr	3rd Qtr	4th Qtr	Overtime
08/30/2025	at Southern Miss.	W 34-17	0-0 0.0	0-0 0.0	0-0 0.0	0-0 0.0	0-0 0.0	0-1 0.0
09/06/2025	Arizona St.	W 24-20	0-2 0.0	0-1 0.0	0-0 0.0	0-1 0.0	0-0 0.0	0-1 0.0
09/13/2025	Alcorn	W 63-0	2-2 100.0	0-0 0.0	2-2 100.0	0-0 0.0	0-0 0.0	0-0 0.0
09/20/2025	NIU	W 38-10	4-4 100.0	1-1 100.0	1-1 100.0	1-1 100.0	1-1 100.0	0-0 0.0
09/27/2025	Tennessee	Lot1 34-41	1-2 50.0	0-0 0.0	0-0 0.0	0-0 0.0	1-1 100.0	0-0 0.0
10/04/2025	at Texas A&M	L 9-31	0-0 0.0	0-0 0.0	0-0 0.0	0-0 0.0	0-0 0.0	0-0 0.0
10/18/2025	at Florida	L 21-23	1-2 50.0	0-1 0.0	0-0 0.0	0-0 0.0	1-1 100.0	0-0 0.0
10/25/2025	Texas	Lot1 38-45	1-4 25.0	0-1 0.0	1-1 100.0	0-1 0.0	0-0 0.0	0-0 0.0
11/01/2025	at Arkansas	W 38-35	3-4 75.0	1-1 100.0	0-0 0.0	0-1 0.0	2-2 100.0	0-0 0.0
11/08/2025	Georgia	L 21-41	1-2 50.0	0-0 0.0	0-1 0.0	1-1 100.0	0-0 0.0	0-0 0.0
11/15/2025	at Missouri	L 27-49	0-3 0.0	0-0 0.0	0-1 0.0	0-0 0.0	0-2 0.0	0-0 0.0
11/28/2025	Ole Miss	L 19-38	0-2 0.0	0-0 0.0	0-0 0.0	0-0 0.0	0-2 0.0	0-0 0.0
Mississippi St.			13-27 48.1	2-5 40.0	4-6 66.7	2-5 40.0	5-9 55.6	0-2 0.0
Opponents			8-16 50.0	1-1 100.0	3-6 50.0	0-0 0.0	4-9 44.4	0-0 0.0

Time of Possession

Date	Opponent	Score	Overall	1st Qtr	2nd Qtr	3rd Qtr	4th Qtr	Overtime
08/30/2025	at Southern Miss.	W 34-17	29:55	06:49	08:14	09:07	05:45	00:00
09/06/2025	Arizona St.	W 24-20	22:03	09:39	03:56	04:24	04:04	00:00
09/13/2025	Alcorn	W 63-0	16:53	04:14	08:44	-05:54	09:49	00:00
09/20/2025	NIU	W 38-10	31:55	06:29	05:47	09:52	09:47	00:00
09/27/2025	Tennessee	Lot1 34-41	32:23	05:21	12:49	06:26	07:47	00:00
10/04/2025	at Texas A&M	L 9-31	21:43	09:26	03:33	05:33	03:11	00:00
10/18/2025	at Florida	L 21-23	30:05	09:10	06:30	06:35	07:50	00:00
10/25/2025	Texas	Lot1 38-45	29:59	07:18	08:29	07:34	06:38	00:00
11/01/2025	at Arkansas	W 38-35	25:38	05:19	05:23	05:33	09:23	00:00
11/08/2025	Georgia	L 21-41	26:53	10:03	04:55	07:55	04:00	00:00
11/15/2025	at Missouri	L 27-49	36:42	11:28	07:48	08:47	08:39	00:00





2025-26 Mississippi St. Football
Red-Zone Results
All games

Page 1/1
 as of Dec 11, 2025

Mississippi St. Inside Opponent Red-Zone

Date	Opponent	Score	Times	Times	Total			Rush	Pass	FGs	Failed to score inside RZ					
			In RZ	Scored	Pts	TDs	TDs	TDs	TDs	Made	FGA	Down	Int	Fumb	Half	Game
08/30/2025	at Southern Miss.	W 34-17	4	4	24	3	3	0	1	1	0	0	0	0	0	0
09/06/2025	Arizona St.	W 24-20	1	1	3	0	0	0	1	1	0	0	0	0	0	0
09/13/2025	Alcorn	W 63-0	5	5	35	5	4	1	0	0	0	0	0	0	0	0
09/20/2025	NIU	W 38-10	6	6	38	5	4	1	1	1	0	0	0	0	0	0
09/27/2025	Tennessee	L 34-41	5	4	28	4	3	1	0	0	1	0	0	0	0	0
10/04/2025	at Texas A&M	L 9-31	1	1	3	0	0	0	1	1	0	0	0	0	0	0
10/18/2025	at Florida	L 21-23	5	3	21	3	3	0	0	1	0	0	1	0	0	0
10/25/2025	Texas	L 38-45	4	4	24	3	0	3	1	1	0	0	0	0	0	0
11/01/2025	at Arkansas	W 38-35	6	5	31	4	2	2	1	1	0	0	0	0	0	1
11/08/2025	Georgia	L 21-41	3	3	21	3	3	0	0	0	0	0	0	0	0	0
11/15/2025	at Missouri	L 27-49	5	4	24	3	2	1	1	1	0	0	1	0	0	0
11/28/2025	Ole Miss	L 19-38	1	1	3	0	0	0	1	1	0	0	0	0	0	0
Totals 41 of 46 (89.1%)			46	41	255	33	24	9	8	9	1	0	2	0	1	1

Opponents Inside Mississippi St. Red-Zone

Date	Opponent	Score	Times	Times	Total			Rush	Pass	FGs	Failed to score inside RZ					
			In RZ	Scored	Pts	TDs	TDs	TDs	TDs	Made	FGA	Down	Int	Fumb	Half	Game
08/30/2025	Southern Miss.	W 34-17	3	2	14	2	0	2	0	0	1	0	0	0	0	0
09/06/2025	Arizona St.	W 24-20	3	3	17	2	1	1	1	1	0	0	0	0	0	0
09/13/2025	Alcorn	W 63-0	1	0	0	0	0	0	0	1	0	0	0	0	0	0
09/20/2025	NIU	W 38-10	2	1	3	0	0	0	1	1	0	1	0	0	0	0
09/27/2025	Tennessee	L 34-41	4	4	20	2	1	1	2	2	0	0	0	0	0	0
10/04/2025	Texas A&M	L 9-31	5	4	24	3	2	1	1	1	1	0	0	0	0	0
10/18/2025	Florida	L 21-23	4	4	20	2	2	0	2	2	0	0	0	0	0	0
10/25/2025	Texas	L 38-45	6	5	31	4	1	3	1	2	0	0	0	0	0	0
11/01/2025	Arkansas	W 38-35	5	5	32	4	3	1	1	1	0	0	0	0	0	0
11/08/2025	Georgia	L 21-41	4	3	21	3	1	2	0	0	0	0	1	0	0	0
11/15/2025	Missouri	L 27-49	1	1	7	1	1	0	0	0	0	0	0	0	0	0
11/28/2025	Ole Miss	L 19-38	3	1	7	1	0	1	0	1	1	0	0	0	0	0
Totals 33 of 41 (80.5%)			41	33	196	24	12	12	9	12	3	1	1	0	0	0



2025-26 Mississippi St. Football
Passing Game-by-Game
All games

Page 1/1
as of Dec 11, 2025

#1 Kamario Taylor	Comp	Att	Int	Pct	Yards	TD	Long	Sacked	Effic.
Alcorn	2	3	0	66.7	46	1	42	0-0	305.5
Texas	1	1	0	100.0	1	1	1	0-0	438.4
Arkansas	2	5	0	40.0	40	1	45	0-0	173.2
Georgia	6	10	0	60.0	87	0	57	1-3	133.1
Missouri	4	5	0	80.0	36	1	18	2-12	206.5
Ole Miss	15	31	1	48.4	178	0	29	3-11	90.2
Totals	30	55	1	54.5	388	4	57	6-26	134.2

#2 Blake Shapen	Comp	Att	Int	Pct	Yards	TD	Long	Sacked	Effic.
Southern Miss.	26	33	1	78.8	272	1	57	1-6	152.0
Arizona St.	19	33	0	57.6	279	3	58	3-15	158.6
Alcorn	10	14	1	71.4	173	2	75	0-0	208.1
NIU	12	20	0	60.0	160	1	57	2-14	143.7
Tennessee	18	29	1	62.1	175	1	49	6-32	117.2
Texas A&M	15	20	1	75.0	142	1	44	4-32	141.1
Florida	24	36	1	66.7	324	0	48	4-28	136.7
Texas	26	42	0	61.9	381	4	62	7-71	169.5
Arkansas	16	28	1	57.1	242	2	39	2-21	146.2
Georgia	10	15	0	66.7	86	0	19	2-19	114.8
Missouri	19	33	2	57.6	199	0	54	3-21	96.1
Totals	195	303	8	64.4	2433	15	75	34-259	142.9

#17 Luke Kromenhoek	Comp	Att	Int	Pct	Yards	TD	Long	Sacked	Effic.
Southern Miss.	1	3	0	33.3	7	0	7	0-0	52.9
Alcorn	1	1	0	100.0	13	0	13	0-0	209.2
Totals	2	4	0	50.0	20	0	13	0-0	92.0





2025-26 Mississippi St. Football
Rushing/Receiving Game-by-Game
All games

Page 1/1
 as of Dec 11, 2025

Rushing

Player	No-Yds/TD	USM	ASU	Alcorn	NIU	UT	AM	UF	TX	AR	UG	MO	UM
Davon Booth	136-553/7	16-80/1	9-33/0	2-14/0	7-22/2	17-58/1	8-59/0	22-105/2	24-99/0	7-5/1	11-38/0	10-34/0	3-6/0
Fluff Bothwell	128-639/6	10-43/2	8-34/0	12-93/2	17-101/0	23-134/2	14-60/0	DNP	DNP	12-25/0	9-44/0	6-25/0	17-80/0
Blake Shapen	111-28/3	5-2/0	12-6/0	3-12/1	11-51/0	12--16/0	7--36/0	10-1/0	15--39/0	10-16/0	9-15/0	17-16/2	DNP
Kamario Taylor	64-395/7	1-3/0	DNP	3-40/0	3-26/0	3-10/0	DNP	5-13/1	1-0/0	6-55/1	12-53/3	10-22/0	20-173/2
Xavier Gayten	24-149/2	-	-	4-50/1	4-45/1	-	-	6-27/0	3-3/0	-	-	5-16/0	2-8/0
Johnnie Daniels	9-44/0	4-28/0	-	5-16/0	DNP	DNP	DNP	DNP	DNP	DNP	DNP	DNP	DNP
Anthony Evans III	6-43/0	-	-	-	3-21/0	1-2/0	-	-	-	1-16/0	1-4/0	-	-
Kolin Wilson	6-26/0	1-3/0	DNP	4-23/0	DNP	DNP	DNP	DNP	DNP	DNP	DNP	1-0/0	-
Seth Davis	5-47/1	DNP	DNP	2-31/1	3-16/0	DNP	DNP	DNP	DNP	DNP	DNP	DNP	DNP
Luke Kromenhoek	4-24/1	3-21/0	DNP	1-3/1	DNP	DNP	DNP	DNP	DNP	DNP	DNP	DNP	DNP
Brenen Thompson	4-14/1	-	-	-	1-10/1	-	1-1/0	1--2/0	-	-	-	1-5/0	-
Sam West	1-15/0	-	-	-	-	1-15/0	-	-	-	-	-	-	-
Stonka Burnside	1-6/0	1-6/0	-	DNP	-	-	DNP	DNP	DNP	DNP	DNP	DNP	DNP
Ricky Johnson	1--7/0	-	-	-	-	-	1--7/0	-	-	-	-	-	-

Receiving

Player	No-Yds/TD	USM	ASU	Alcorn	NIU	UT	AM	UF	TX	AR	UG	MO	UM
Anthony Evans III	63-751/4	4-36/0	9-108/1	4-66/1	4-80/0	5-33/0	5-41/0	11-107/0	5-71/0	5-111/2	4-27/0	7-71/0	-
Brenen Thompson	53-948/6	7-92/0	6-133/2	2-53/1	2-13/0	3-33/0	2-54/1	7-155/0	6-76/2	6-107/0	4-92/0	2-60/0	6-80/0
Seydou Traore	34-358/5	5-79/1	-	-	1-1/1	4-35/1	1-9/0	2-36/0	6-60/1	3-9/0	5-33/0	3-29/1	4-67/0
Ayden Williams	19-222/0	2-17/0	1-12/0	1-13/0	1-3/0	1-49/0	3-25/0	1-3/0	4-69/0	1--1/0	1-7/0	1-12/0	2-13/0
Davon Booth	15-165/2	1-12/0	1-9/0	-	1-8/0	-	2-7/0	2-14/0	3-85/1	1-8/1	-	3-15/0	1-7/0
Fluff Bothwell	13-99/0	-	1-5/0	1-14/0	2-10/0	1-2/0	2-6/0	DNP	DNP	1-39/0	1-2/0	2-10/0	2-11/0
Jordan Mosley	8-168/1	2-19/0	-	1-75/1	1-45/0	3-20/0	-	1-9/0	-	-	-	-	-
Sam West	4-35/1	-	-	-	-	-	-	-	1-13/1	-	1-12/0	2-10/0	-
Sanfrisco Magee	3-33/0	DNP	DNP	1-6/0	-	DNP	DNP	DNP	DNP	-	-	2-27/0	-
Johnnie Daniels	3-19/0	3-19/0	-	-	DNP	DNP	DNP	DNP	DNP	DNP	DNP	DNP	DNP
Ricky Johnson	3-17/0	1-2/0	1-12/0	-	-	-	-	-	1-3/0	-	-	-	-
Xavier Gayten	3-2/0	1--4/0	-	-	-	-	-	-	1-5/0	-	-	1-1/0	-
Cam Ball	2-12/0	-	-	-	-	1-3/0	-	-	-	1-9/0	-	-	-
Max Reese	2-1/0	-	DNP	2-1/0	-	-	-	-	-	-	-	-	-
Markus Allen	1-7/0	1-7/0	-	-	-	-	-	-	-	-	-	-	-
Gracen Harris	1-4/0	-	DNP	1-4/0	DNP	DNP	DNP	DNP	DNP	DNP	DNP	DNP	DNP



2025-26 Mississippi St. Football
Total Tackles Game-by-Game
All games

Page 1/1
as of Dec 11, 2025

Total Tackles

Player	S-A	Total	USM	ASU	Alcorn	NIU	UT	AM	UF	TX	AR	UG	MO	UM
Jahron Manning	33-52	85	0-4	0-9	0-1	2-5	1-5	6-7	3-3	8-6	3-1	5-1	2-4	3-6
Nic Mitchell	13-59	72	0-5	0-9	0-4	1-2	0-2	0-7	1-5	3-4	3-7	0-6	3-3	2-5
Brylan Lanier	36-29	65	2-4	1-2	1-1	1-4	1-3	4-0	7-1	3-1	3-4	6-1	1-5	6-3
Isaac Smith	14-50	64	0-7	1-7	0-3	1-5	0-4	DNP	4-2	1-3	3-8	0-2	DNP	4-9
Zakari Tillman	15-32	47	0-3	0-7	0-3	0-4	4-2	1-3	0-1	0-3	5-2	1-1	3-0	1-3
Jalen Smith	13-32	45	3-4	0-5	0-1	1-3	0-4	5-2	-	1-3	1-2	0-4	2-3	0-1
Branden Jennings	9-33	42	0-3	0-7	0-1	0-2	2-8	2-2	1-1	2-0	1-2	0-1	1-0	0-6
Hunter Washington	16-21	37	2-2	1-4	1-1	2-3	1-3	-	2-1	1-0	5-2	1-4	0-1	-
Derion Gullette	14-22	36	1-3	1-6	3-2	DNP	DNP	2-2	-	3-3	2-4	2-2	-	DNP
DeAgo Brumfield	20-13	33	-	5-2	0-1	2-2	3-1	1-0	5-0	2-1	-	1-2	0-2	1-2
Tyler Lockhart	9-24	33	0-3	DNP	1-1	0-3	1-5	3-3	-	-	0-2	1-0	2-3	1-4
Kelley Jones	17-13	30	1-1	1-5	0-1	0-2	2-0	1-0	-	2-1	3-2	1-1	3-0	3-0
Malick Sylla	9-21	30	3-3	0-4	0-2	1-1	0-1	0-1	0-2	3-2	1-2	-	-	1-3
Jaray Bledsoe	6-20	26	0-4	2-0	-	0-1	1-1	0-4	1-1	1-1	0-2	1-4	0-1	0-1
Tony Mitchell	13-12	25	-	DNP	2-0	-	2-1	2-3	-	0-1	-	3-3	2-2	2-2
Kalvin Dinkins	5-20	25	0-2	1-5	-	-	0-4	1-1	-	1-1	0-1	0-1	1-0	1-5
Kedrick Bingley-Jones	3-20	23	0-1	0-3	0-3	0-1	1-2	0-2	1-1	0-2	1-1	0-2	0-2	-
DJ Reed	4-17	21	0-1	-	1-3	0-3	2-2	-	0-3	0-1	-	0-1	1-2	0-1
Red Hibbler	5-15	20	0-1	0-1	-	1-1	0-1	1-3	1-1	1-3	1-2	0-1	-	0-1
Trevion Williams	4-16	20	0-1	0-4	0-1	0-2	0-2	-	0-1	1-0	1-1	1-2	1-1	0-1
Jayven Williams	10-8	18	0-1	0-1	1-1	1-0	1-2	2-1	1-0	1-0	0-1	2-1	-	1-0
Deonte Anderson	2-13	15	0-2	1-2	-	0-2	-	0-1	1-0	0-1	-	0-2	0-1	0-2
Jamil Burroughs	6-8	14	DNP	0-1	0-2	-	-	0-2	2-0	2-1	0-1	1-1	-	1-0
Tanner Johnson	2-10	12	1-2	-	1-2	-	-	0-1	-	-	-	0-2	0-3	-
Dwight Lewis III	8-2	10	0-2	-	2-0	-	-	-	1-0	2-0	-	3-0	-	-
Jett Jefferson	5-5	10	DNP	DNP	DNP	1-2	0-2	1-0	3-1	DNP	DNP	DNP	DNP	DNP
Ray Thomas	4-6	10	DNP	DNP	1-3	1-0	-	2-1	-	DNP	DNP	0-2	DNP	DNP
Diesel Moyer	2-8	10	-	-	DNP	-	DNP	1-4	-	-	-	1-2	0-1	0-1
Nevaeh Sanders	4-5	9	0-3	-	-	-	-	1-1	-	-	2-0	1-1	-	-
Will Whitson	4-4	8	2-2	2-2	DNP	DNP	DNP	DNP	DNP	DNP	DNP	DNP	DNP	DNP
Cyrus Reyes	3-4	7	0-1	-	1-1	-	-	0-1	-	1-0	-	0-1	-	1-0
Joseph Head Jr.	2-4	6	-	-	1-2	-	-	-	-	1-0	-	0-2	-	-
LaKendrick James	0-6	6	0-4	-	0-2	DNP	DNP	DNP	DNP	DNP	DNP	DNP	DNP	DNP
Tyler Woodard	1-4	5	1-3	0-1	DNP	DNP	DNP	DNP	DNP	DNP	DNP	DNP	DNP	DNP
Ja'Bryis Stewart	1-3	4	-	-	1-3	-	DNP	DNP	DNP	DNP	DNP	DNP	DNP	DNP
Ashun Sheppard	1-3	4	1-3	-	DNP	DNP	DNP	DNP	DNP	DNP	DNP	DNP	DNP	DNP
Corey Clark	0-4	4	0-2	DNP	0-2	-	DNP	DNP	DNP	DNP	DNP	DNP	DNP	DNP
Seydou Traore	3-0	3	-	-	-	-	-	2-0	1-0	-	-	-	-	-
Ethan Myers	0-2	2	-	-	-	-	0-1	-	-	-	-	0-1	-	-
Jordan Mosley	1-0	1	-	-	1-0	-	-	-	-	-	-	-	-	-
Davon Booth	1-0	1	-	-	-	-	-	-	-	-	1-0	-	-	-
Fluff Bothwell	1-0	1	-	-	-	-	-	-	DNP	DNP	-	-	-	1-0
Koby Keenum	1-0	1	-	-	-	-	-	-	-	-	-	-	1-0	-
Stonka Burnside	0-1	1	-	0-1	DNP	-	-	DNP	DNP	DNP	DNP	DNP	DNP	DNP
Elijah Cannon	0-1	1	DNP	-	-	-	DNP	DNP	-	-	0-1	-	-	-
Montrell Chapman	0-1	1	-	-	0-1	-	DNP	DNP	DNP	DNP	DNP	DNP	DNP	DNP
AJ Rice	0-1	1	DNP	DNP	0-1	DNP	DNP	DNP	DNP	DNP	DNP	DNP	DNP	DNP
Marlon Hauck	0-1	1	0-1	-	-	-	-	-	-	-	-	-	-	-
Terrance Hibbler Jr.	0-1	1	DNP	DNP	0-1	DNP	DNP	DNP	DNP	DNP	DNP	DNP	DNP	DNP





2025-26 Mississippi St. Football
Tackles For Loss Game-by-Game
All games

Page 1/1
 as of Dec 11, 2025

Player	UA-A	Total	USM	ASU	Alcorn	NIU	UT	AM	UF	TX	AR	UG	MO	UM
Malick Sylla	5-2	6.0	-	-	0.5-1	1.0-1	-	-	-	3.0-4	1.5-7	-	-	-
Jaray Bledsoe	3-5	5.5	0.5-2	-	-	0.5-0	1.0-2	0.5-1	1.0-1	1.5-6	0.5-0	-	-	-
Nic Mitchell	4-2	5.0	-	-	-	0.5-1	-	-	-	1.5-13	1.0-8	-	2.0-13	-
Will Whitson	4-1	4.5	2.5-7	2.0-15	DNP	DNP	DNP	DNP	DNP	DNP	DNP	DNP	DNP	DNP
Tony Mitchell	4-0	4.0	-	DNP	1.0-3	-	-	-	-	-	-	2.0-8	1.0-3	-
Jahron Manning	3-0	3.0	-	-	-	-	-	-	-	2.0-4	-	1.0-1	-	-
Kalvin Dinkins	3-0	3.0	-	1.0-5	-	-	-	1.0-4	-	-	-	-	1.0-12	-
Zakari Tillman	2-2	3.0	-	0.5-1	-	-	2.0-8	0.5-0	-	-	-	-	-	-
Brylan Lanier	2-1	2.5	-	0.5-0	-	-	-	-	1.0-7	-	-	1.0-1	-	-
Ray Thomas	2-0	2.0	DNP	DNP	1.0-5	1.0-2	-	-	-	DNP	DNP	-	DNP	DNP
DJ Reed	2-0	2.0	-	-	1.0-4	-	1.0-1	-	-	-	-	-	-	-
Jamil Burroughs	1-2	2.0	DNP	-	1.0-1	-	-	-	-	1.0-6	-	-	-	-
Jalen Smith	1-1	1.5	-	0.5-1	-	-	-	-	-	-	-	-	1.0-2	-
Derion Gullette	1-1	1.5	-	-	-	DNP	DNP	-	-	1.5-14	-	-	-	DNP
Trevion Williams	1-1	1.5	-	-	-	0.5-2	-	-	-	1.0-1	-	-	-	-
Red Hibbler	1-1	1.5	-	-	-	1.0-4	-	-	-	0.5-4	-	-	-	-
Isaac Smith	1-0	1.0	-	-	-	-	-	DNP	1.0-4	-	-	-	DNP	-
Deonte Anderson	1-0	1.0	-	1.0-7	-	-	-	-	-	-	-	-	-	-
Jayven Williams	1-0	1.0	-	-	-	1.0-4	-	-	-	-	-	-	-	-
Nevaeh Sanders	1-0	1.0	-	-	-	-	-	-	-	-	1.0-19	-	-	-
DeAgo Brumfield	0-2	1.0	-	0.5-1	-	0.5-1	-	-	-	-	-	-	-	-
Kedrick Bingley-Jones	0-1	0.5	-	-	0.5-0	-	-	-	-	-	-	-	-	-



2025-26 Mississippi St. Football
Sacks Game-by-Game
All games

Page 1/1
 as of Dec 11, 2025

Player	UA-A	Total	USM	ASU	Alcorn	NIU	UT	AM	UF	TX	AR	UG	MO	UM
Nic Mitchell	2-1	2.5	-	-	-	-	-	-	-	0.5-4	1-8	-	1-10	-
Kalvin Dinkins	2-0	2	-	-	-	-	-	1-4	-	-	-	-	1-12	-
DJ Reed	2-0	2	-	-	1-4	-	1-1	-	-	-	-	-	-	-
Will Whitson	2-0	2	1-4	1-14	DNP	DNP	DNP	DNP	DNP	DNP	DNP	DNP	DNP	DNP
Derion Gullette	1-1	1.5	-	-	-	DNP	DNP	-	-	1.5-14	-	-	-	DNP
Jaray Bledsoe	1-1	1.5	-	-	-	-	-	-	-	1.5-6	-	-	-	-
Isaac Smith	1-0	1	-	-	-	-	-	DNP	1-4	-	-	-	DNP	-
Brylan Lanier	1-0	1	-	-	-	-	-	-	1-7	-	-	-	-	-
Deonte Anderson	1-0	1	-	1-7	-	-	-	-	-	-	-	-	-	-
Zakari Tillman	1-0	1	-	-	-	-	1-7	-	-	-	-	-	-	-
Malick Sylla	1-0	1	-	-	-	-	-	-	-	-	1-6	-	-	-
Trevion Williams	1-0	1	-	-	-	-	-	-	-	1-1	-	-	-	-
Ray Thomas	1-0	1	DNP	DNP	-	1-2	-	-	-	DNP	DNP	-	DNP	DNP
Nevaeh Sanders	1-0	1	-	-	-	-	-	-	-	-	1-19	-	-	-
Red Hibbler	0-1	0.5	-	-	-	-	-	-	-	0.5-4	-	-	-	-



2025-26 Mississippi St. Football
Returns Game-by-Game
All games

Page 1/1
as of Dec 11, 2025

Punt Returns

Player	No-Yds	USM	ASU	Alcorn	NIU	UT	AM	UF	TX	AR	UG	MO	UM
Anthony Evans III	11-134	3-0	2-31	3-97	1-1	1-3	-	-	-	1-2	-	-	-
Kolin Wilson	1-1	-	DNP	1-1	DNP	DNP	DNP	DNP	DNP	DNP	DNP	-	-

Kick Returns

Player	No-Yds	USM	ASU	Alcorn	NIU	UT	AM	UF	TX	AR	UG	MO	UM
Davon Booth	6-89	-	-	-	-	-	1-18	-	2-29	1-17	-	2-25	-
Johnnie Daniels	1-13	-	1-13	-	DNP	DNP	DNP	DNP	DNP	DNP	DNP	DNP	DNP
Kolin Wilson	1-0	-	DNP	-	DNP	DNP	DNP	DNP	DNP	DNP	DNP	-	1-0

Interceptions Returns

Player	No-Yds	USM	ASU	Alcorn	NIU	UT	AM	UF	TX	AR	UG	MO	UM
Brylan Lanier	3-29	1-0	-	-	-	-	-	2-29	-	-	-	-	-
Kelley Jones	2-33	-	-	-	-	-	1-8	-	1-25	-	-	-	-
Zakari Tillman	1-26	-	-	-	-	1-26	-	-	-	-	-	-	-
Jahron Manning	1-21	-	-	-	-	1-21	-	-	-	-	-	-	-
Nic Mitchell	1-12	-	-	-	-	-	-	-	-	-	-	1-12	-
Hunter Washington	1-6	-	1-6	-	-	-	-	-	-	-	-	-	-
Jayven Williams	1-4	-	1-4	-	-	-	-	-	-	-	-	-	-
Isaac Smith	1-0	-	-	-	1-0	-	DNP	-	-	-	-	DNP	-
DeAgo Brumfield	1--11	-	-	1--11	-	-	-	-	-	-	-	-	-

Fumble Returns

Player	No-Yds	USM	ASU	Alcorn	NIU	UT	AM	UF	TX	AR	UG	MO	UM
Dwight Lewis III	1-33	-	-	1-33	-	-	-	-	-	-	-	-	-
Nic Mitchell	1-1	-	-	1-1	-	-	-	-	-	-	-	-	-
Isaac Smith	1-0	-	-	-	-	-	DNP	-	-	-	1-0	DNP	-
Malick Sylla	1-0	-	-	-	-	-	-	-	-	-	1-0	-	-
Xavier Gayten	1-0	-	-	-	-	1-0	-	-	-	-	-	-	-



2025-26 Mississippi St. Football
Fumbles Game-by-Game
All games

Page 1/1
as of Dec 11, 2025

Fumbles

Player	No-Lost	USM	ASU	Alcorn	NIU	UT	AM	UF	TX	AR	UG	MO	UM
Blake Shapen	9-2	1-0	-	-	-	1-0	2-1	-	2-0	2-0	1-1	-	DNP
Xavier Gayten	1-1	-	-	-	-	-	-	1-1	-	-	-	-	-
Fluff Bothwell	1-0	-	-	-	-	-	-	DNP	DNP	-	-	-	1-0
Kolin Wilson	1-0	-	DNP	-	DNP	DNP	DNP	DNP	DNP	DNP	DNP	-	1-0

Fumbles Forced

Player	Number	USM	ASU	Alcorn	NIU	UT	AM	UF	TX	AR	UG	MO	UM
Jayven Williams	2	-	-	1	1	-	-	-	-	-	-	-	-
Trevion Williams	2	-	-	-	-	-	-	-	-	-	1	1	-
Zakari Tillman	1	-	-	-	-	-	-	-	-	1	-	-	-
Ray Thomas	1	DNP	DNP	1	-	-	-	-	DNP	DNP	-	DNP	DNP
Tanner Johnson	1	-	-	1	-	-	-	-	-	-	-	-	-

Fumbles Recovered

Player	Number	USM	ASU	Alcorn	NIU	UT	AM	UF	TX	AR	UG	MO	UM
Isaac Smith	1	-	-	-	-	-	DNP	-	-	-	1	DNP	-
Malick Sylla	1	-	-	-	-	-	-	-	-	-	-	1	-
Xavier Gayten	1	-	-	-	-	1	-	-	-	-	-	-	-
Dwight Lewis III	1	-	-	1	-	-	-	-	-	-	-	-	-
Nic Mitchell	1	-	-	1	-	-	-	-	-	-	-	-	-



2025-26 Mississippi St. Football Games Played All games

Page 1/2
as of Dec 11, 2025

##	Player	GP-GS	USM	ASU	Alcorn	NIU	UT	AM	UF	TX	AR	UG	MO	UM
0	Brenen Thompson	12/12	START	START	START	START	START	START	START	START	START	START	START	START
0	Fatt Forrest	11/0	XXX	...	XXX	XXX	XXX	XXX	XXX	XXX	XXX	XXX	XXX	XXX
1	Kelley Jones	12/12	START	START	START	START	START	START	START	START	START	START	START	START
1	Kamario Taylor	10/1	XXX	...	XXX	XXX	XXX	...	XXX	XXX	XXX	XXX	XXX	START
2	Blake Shapen	11/11	START	START	START	START	START	START	START	START	START	START	START	...
2	Isaac Smith	10/9	START	START	START	START	START	...	START	XXX	START	START	...	START
3	Brylan Lanier	12/10	START	XXX	START	START	XXX	START	START	START	START	START	START	START
3	Anthony Evans III	12/12	START	START	START	START	START	START	START	START	START	START	START	START
4	Jordan Mosley	12/5	START	START	START	START	START	XXX	XXX	XXX	XXX	XXX	XXX	XXX
4	DeAgo Brumfield	12/12	START	START	START	START	START	START	START	START	START	START	START	START
5	Max Reese	11/0	XXX	...	XXX	XXX	XXX	XXX	XXX	XXX	XXX	XXX	XXX	XXX
5	Stonka Burnside	4/0	XXX	XXX	...	XXX	XXX
6	Deonte Anderson	12/4	START	XXX	START	START	START	XXX	XXX	XXX	XXX	XXX	XXX	XXX
6	Davon Booth	12/8	START	START	START	START	XXX	XXX	START	START	START	START	XXX	XXX
7	Markus Allen	12/0	XXX	XXX	XXX	XXX	XXX	XXX	XXX	XXX	XXX	XXX	XXX	XXX
7	Zakari Tillman	12/10	START	START	START	START	START	START	START	XXX	XXX	START	START	START
8	Seydou Traore	12/11	START	START	START	START	START	START	START	XXX	START	START	START	START
8	Malick Sylla	12/1	XXX	XXX	XXX	XXX	XXX	XXX	XXX	XXX	XXX	XXX	START	XXX
9	Tony Mitchell	11/3	XXX	...	XXX	XXX	XXX	START	XXX	START	XXX	XXX	START	XXX
9	Ricky Johnson	12/1	XXX	XXX	XXX	XXX	XXX	XXX	XXX	START	XXX	XXX	XXX	XXX
10	Cam Ball	12/4	XXX	XXX	XXX	XXX	XXX	START	START	XXX	START	XXX	START	XXX
10	Jalen Smith	12/0	XXX	XXX	XXX	XXX	XXX	XXX	XXX	XXX	XXX	XXX	XXX	XXX
11	Ayden Williams	12/2	XXX	XXX	XXX	XXX	XXX	XXX	XXX	START	XXX	START	XXX	XXX
11	Tyler Lockhart	11/0	XXX	...	XXX	XXX	XXX	XXX	XXX	XXX	XXX	XXX	XXX	XXX
12	Cam Thompson	3/0	XXX	...	XXX	XXX
12	Tyler Woodard	2/0	XXX	XXX
13	Sanfrisco Magee	6/0	XXX	XXX	XXX	XXX	XXX	XXX
13	Jahron Manning	12/9	XXX	START	XXX	XXX	START	START	START	START	START	START	START	START
14	Lo'Kavion Jackson	0/0
14	Gracen Harris	2/0	XXX	...	XXX
15	Jayven Williams	12/0	XXX	XXX	XXX	XXX	XXX	XXX	XXX	XXX	XXX	XXX	XXX	XXX
15	Parker Puckett	1/0	XXX
16	Derion Gullette	9/2	XXX	XXX	XXX	XXX	XXX	START	START	XXX	XXX	...
17	Luke Kromenhoek	2/0	XXX	...	XXX
17	Kyle Johnson	1/0	XXX
18	Jaron Glover	6/0	...	XXX	XXX	...	XXX	XXX	XXX	XXX
18	Sekou Smith Jr.	0/0
19	Cyrus Reyes	12/0	XXX	XXX	XXX	XXX	XXX	XXX	XXX	XXX	XXX	XXX	XXX	XXX
20	Johnnie Daniels	3/0	XXX	XXX	XXX
20	Jett Jefferson	4/0	XXX	XXX	XXX	XXX
21	Hunter Washington	12/5	START	START	START	START	START	XXX	XXX	XXX	XXX	XXX	XXX	XXX
21	Geron Johnson	0/0
22	Kedrick Bingley-Jones	12/12	START	START	START	START	START	START	START	START	START	START	START	START
22	Xavier Gayten	12/0	XXX	XXX	XXX	XXX	XXX	XXX	XXX	XXX	XXX	XXX	XXX	XXX
23	Trevion Williams	12/7	XXX	XXX	XXX	XXX	XXX	START	START	START	START	START	START	START
23	Seth Davis	2/0	XXX	XXX
24	Elijah Cannon	9/0	...	XXX	XXX	XXX	XXX	XXX	XXX	XXX	XXX	XXX
24	Fluff Bothwell	10/4	XXX	XXX	XXX	XXX	START	START	XXX	XXX	START	START
25	Ray Thomas	6/0	XXX	XXX	XXX	XXX	XXX	XXX
26	Dwight Lewis III	12/0	XXX	XXX	XXX	XXX	XXX	XXX	XXX	XXX	XXX	XXX	XXX	XXX
26	Kolin Wilson	4/0	XXX	...	XXX	XXX	XXX
27	Red Hibbler	12/0	XXX	XXX	XXX	XXX	XXX	XXX	XXX	XXX	XXX	XXX	XXX	XXX
28	Tanner Johnson	12/0	XXX	XXX	XXX	XXX	XXX	XXX	XXX	XXX	XXX	XXX	XXX	XXX
29	Boogie Johnson	0/0
30	Montrell Chapman	4/0	XXX	XXX	XXX	XXX
31	LaKendrick James	3/0	XXX	XXX	XXX
32	AJ Rice	1/0	XXX
33	DK McGruder	0/0
34	Vic Sutton	1/0	XXX
35	Kalvin Dinkins	12/8	XXX	XXX	XXX	XXX	START	START	START	START	START	START	START	START



2025-26 Mississippi St. Football
Games Played
All games

Page 2/2
as of Dec 11, 2025

##	Player	GP-GS	USM	ASU	Alcorn	NIU	UT	AM	UF	TX	AR	UG	MO	UM
36	Ja'Bryis Stewart	4/0	XXX	XXX	XXX	XXX
37	Nevaeh Sanders	12/0	XXX	XXX	XXX	XXX	XXX	XXX	XXX	XXX	XXX	XXX	XXX	XXX
38	Nathan Tiyce	9/0	XXX	XXX	XXX	XXX	...	XXX	XXX	XXX	XXX	XXX
38	Jaylen Antoine	0/0
39	Kallen Cospier	3/0	XXX	XXX	XXX
40	Nic Mitchell	12/12	START	START	START	START	START	START	START	START	START	START	START	START
41	Tyshun Willis	1/0	XXX
42	DJ Reed	12/0	XXX	XXX	XXX	XXX	XXX	XXX	XXX	XXX	XXX	XXX	XXX	XXX
42	Samuel Paxton	1/0	XXX
43	Will Whitson	2/1	XXX	START
44	Brandon Jennings	12/11	START	START	START	START	START	START	START	START	START	START	XXX	START
45	Ethan Myers	12/0	XXX	XXX	XXX	XXX	XXX	XXX	XXX	XXX	XXX	XXX	XXX	XXX
46	Joseph Head Jr.	12/0	XXX	XXX	XXX	XXX	XXX	XXX	XXX	XXX	XXX	XXX	XXX	XXX
47	William Wilkinson	1/0	XXX
47	Sean Pleasant	0/0
48	Turner Reeves	0/0
49	Marlon Hauck	12/0	XXX	XXX	XXX	XXX	XXX	XXX	XXX	XXX	XXX	XXX	XXX	XXX
50	Koby Keenum	12/0	XXX	XXX	XXX	XXX	XXX	XXX	XXX	XXX	XXX	XXX	XXX	XXX
51	Luke Work	11/1	...	XXX	XXX	XXX	XXX	START	XXX	XXX	XXX	XXX	XXX	XXX
52	Zack Owens	12/10	START	START	START	START	START	START	START	START	START	START	XXX	START
53	Brennan Smith	3/0	XXX	...	XXX	XXX
54	Blake Steen	1/1	START
55	Colin Coates	0/0
55	Jakheem Shumpert-Perkins	2/0	XXX	...	XXX
56	Wesley Davis	12/0	XXX	XXX	XXX	XXX	XXX	XXX	XXX	XXX	XXX	XXX	XXX	XXX
58	TJ Lockhart	1/0	XXX
59	Alex Lopez	1/0	XXX
60	Matthew Lefeau	0/0
61	Trevor Mayberry	12/1	XXX	XXX	XXX	XXX	XXX	XXX	XXX	XXX	XXX	START	XXX	XXX
65	Spencer Dowland	1/0	XXX
70	Breyden Turnage	1/0	XXX
71	Saquon Miles	1/0	XXX
72	Canon Boone	12/12	START	START	START	START	START	START	START	START	START	START	START	START
73	Jaekwon Bouldin	1/0	XXX
74	Jimothy Lewis Jr.	7/4	XXX	...	START	XXX	XXX	START	START	START	...
75	Jacoby Jackson	12/12	START	START	START	START	START	START	START	START	START	START	START	START
76	Albert Reese IV	8/8	START	START	...	START	START	...	START	START	START	START
77	Jayvin Q. James	11/11	...	START	START	START	START	START	START	START	START	START	START	START
80	Kyle Ferrie	12/0	XXX	XXX	XXX	XXX	XXX	XXX	XXX	XXX	XXX	XXX	XXX	XXX
80	AJ Lewis Jr.	0/0
81	Bull Mitchell	1/0	XXX
82	Davian Jackson	0/0
83	Ferzell Shepard	0/0
84	Emeka Iloh	0/0
87	Sam West	12/1	XXX	XXX	XXX	XXX	XXX	XXX	XXX	XXX	XXX	XXX	XXX	START
88	Jamil Burroughs	11/0	...	XXX	XXX	XXX	XXX	XXX	XXX	XXX	XXX	XXX	XXX	XXX
88	Ethan Pulliam	12/0	XXX	XXX	XXX	XXX	XXX	XXX	XXX	XXX	XXX	XXX	XXX	XXX
88	Joeseeph Skipworth	3/0	XXX	XXX	XXX	...
89	Jessie Primer IV	0/0
90	Kai McClendon	0/0
92	Jaray Bledsoe	12/4	START	START	START	START	XXX	XXX	XXX	XXX	XXX	XXX	XXX	XXX
94	Corey Clark	3/0	XXX	...	XXX	XXX
97	Terrance Hibbler Jr.	1/0	XXX
98	Ashun Shepphard	2/0	XXX	XXX
99	Diesel Moye	10/0	XXX	XXX	...	XXX	...	XXX	XXX	XXX	XXX	XXX	XXX	XXX





HEAD COACH
JEFF LEBBY

Jeff Lebby, a dynamic playcaller and the mastermind behind many of college football's most feared offenses, was named the 36th head football coach in Mississippi State history on Nov. 26, 2023.

One of college football's top offensive minds, Lebby has orchestrated high-octane offenses at every career stop. Since becoming an offensive coordinator at the FBS level in 2019, he led all active coordinators in 50+ point games (14). His 2023 unit at Oklahoma scored an FBS-best 65+ points three times and ranked No. 4 nationally in scoring offense (41.7 ppg). His offense was also one of only three to rank inside the top six nationally in total offense, scoring offense and passing offense.

Explosive plays have been a trademark of Lebby-coached offenses. Since 2019, he has produced five individual 3,000-yard passing seasons and four individual 1,000-yard receiving seasons. His offensive units finished in the top six nationally in total offense three times since 2019, highlighted by a trio of top 3 finishes at UCF (No. 2 in 2019 with 540.5 ypg), Ole Miss (No. 3 in 2020 with 555.5 ypg) and Oklahoma (No. 3 in 2023 with 507.0 ypg).

Lebby is no stranger to the Southeastern Conference, having spent two seasons in Oxford directing the Ole Miss offense and coaching quarterbacks. Under his direction, the offense led the SEC in total offense in 2020 and again in 2021 (492.5 ypg; ranked No. 6 nationally), twice earning him semifinalist honors for the Broyles Award.

Prior to Ole Miss, Lebby spent two seasons at UCF under current Tennessee head coach Josh Heupel. He coached the quarterbacks in 2018 before being elevated to offensive coordinator in 2019. During the 2019 season, UCF ranked second nationally in total offense (540.5 ypg) and fifth in scoring offense (43.4 ppg). His unit was one of only two in the country to average more than 300 passing yards and 200 rushing yards per game.

Lebby has found offensive success everywhere he has coached. In 2017, he guided Southeastern University to the NAIA's best scoring offense (55.1 ppg) and ranked third in total offense (557.4 ypg).

While at Baylor, he coached running backs from 2012-16 and was also the passing game coordinator and offensive recruiting coordinator in 2015 and 2016. In Lebby's five seasons as Baylor's running backs coach, he coached five 1,000-yard rushers. Baylor's 2015 squad ranked No. 2 in the nation in rushing offense with two 1,000-yard rushers. In 2013, he earned the FootballScoop Running Backs Coach of the Year award after coaching Baylor's first back-to-back 1,000-yard rusher.

A 2007 graduate of Oklahoma, Lebby was a four-year student assistant for the football program.

BY THE NUMBERS

Total Offense

Year	Avg./G	FBS Rk.	Conf. Rk.
2025 - MSU	398.0	57th	8th (SEC)
2024 - MSU	377.2	78th	16th (SEC)
2023 - Oklahoma	507.0	3rd	1st (Big 12)
2022 - Oklahoma	474.0	13th	1st (Big 12)
2021 - Ole Miss	492.5	6th	1st (SEC)
2020 - Ole Miss	555.5	3rd	1st (SEC)
2019 - UCF	540.5	2nd	1st (AAC)

Passing Offense

Year	Avg./G	FBS Rk.	Conf. Rk.
2025 - MSU	236.8	57th	8th (SEC)
2024 - MSU	239.3	50th	7th (SEC)
2023 - Oklahoma	324.8	6th	1st (Big 12)
2022 - Oklahoma	254.6	41st	5th (Big 12)
2021 - Ole Miss	274.8	22nd	3rd (SEC)
2020 - Ole Miss	344.9	7th	3rd (SEC)
2019 - UCF	316.7	8th	1st (AAC)

3,000+ Yard Passers Under Coach Lebby

Player	Yards	Cmp-Att-Int	TDs	Season
Dillon Gabriel	3,660	266-384-6	30	2023
Dillon Gabriel	3,163	229-366-6	25	2022
Matt Corral	3,349	262-386-5	20	2021
Matt Corral	3,337	231-326-14	29	2020
Dillon Gabriel	3,653	236-398-7	29	2019

1,000+ Yard Receivers Under Coach Lebby

Player	Yards	Rec.	TDs	Season
Marvin Mims	1,083	54	6	2022
Dontario Drummond	1,028	76	8	2021
Elijah Moore	1,193	86	8	2020
Gabriel Davis	1,241	72	12	2019

Scoring Offense

Year	PPG	FBS Rk.	Conf. Rk.
2025 - MSU	30.5	44th	9th (SEC)
2024 - MSU	25.8	86th	14th (SEC)
2023 - Oklahoma	41.7	4th	1st (Big 12)
2022 - Oklahoma	32.8	31st	5th (Big 12)
2021 - Ole Miss	33.7	24th	4th (SEC)
2020 - Ole Miss	39.2	14th	3rd (SEC)
2019 - UCF	43.4	5th	1st (AAC)

Rushing Offense

Year	Avg./G	FBS Rk.	Conf. Rk.
2025 - MSU	161.3	66th	9th (SEC)
2024 - MSU	137.9	87th	14th (SEC)
2023 - Oklahoma	182.2	34th	7th (Big 12)
2022 - Oklahoma	219.4	10th	1st (Big 12)
2021 - Ole Miss	217.6	12th	3rd (SEC)
2020 - Ole Miss	210.6	26th	1st (SEC)
2019 - UCF	223.8	19th	3rd (AAC)

Plays of 20+ Yards From Scrimmage

Year	No.	FBS Rk.	Conf. Rk.
2025 - MSU	54	57th	8th (SEC)
2024 - MSU	50	87th	12th (SEC)
2023 - Oklahoma	73	9th	2nd (Big 12)
2022 - Oklahoma	75	25th	3rd (Big 12)
2021 - Ole Miss	74	17th	3rd (SEC)
2020 - Ole Miss	71	9th	3rd (SEC)
2019 - UCF	95	6th	2nd (AAC)

1,000+ Yard Rushers Under Coach Lebby

Player	Yards	Att.	TDs	Season
Eric Gray	1,366	213	11	2022

COACH LEBBY'S FILE

Hometown	Andrews, Texas
College	Oklahoma, 2007
High School	Andrew HS, 2002
X/Twitter	@Coach_Leb
Birthday	Jan. 5, 1984
Wife	Staley
Children	Daughter, Kora & Son, Kane

RECORD AS A HEAD COACH

Record at Mississippi State	7-17 (2nd Season)
Career Record	Same
SEC Record	1-15 (2nd Season)
Record at Davis Wade Stadium	5-9 (2nd Season)

COACHING EXPERIENCE

2024-present	Mississippi State, Head Coach
2022-2023	Oklahoma, Offensive Coordinator / Quarterbacks
2020-2021	Ole Miss, Offensive Coordinator / Quarterbacks
2019	UCF, Offensive Coordinator / Quarterbacks
2018	UCF, Quarterbacks / Passing Game Coordinator
2017	Southeastern, Offensive Coordinator
2015-16	Baylor, Passing Game / Offensive Recruiting Coordinator
2012-16	Baylor, Running Backs Coach
2008-11	Baylor, Assistant Director of Football Operations
2007	Victoria Memorial HS (TX), Offensive Line / Tight Ends Coach
2003-06	Oklahoma, Student Assistant

CONFERENCE CHAMPIONSHIPS (2)

2014 - Big 12	Baylor (Running Backs Coach)
2013 - Big 12	Baylor (Running Backs Coach)

BOWL GAMES (17)

2026	Duke's Mayo Bowl (Mississippi State) *
2022	Cheez-It Bowl (Oklahoma)
2021	Sugar Bowl (Ole Miss)
2021	Outback Bowl (Ole Miss)
2019	Gasparilla Bowl (UCF)
2019	Fiesta Bowl (UCF)
2016	Cactus Bowl (Baylor)
2015	Russell Athletic Bowl (Baylor)
2015	Cotton Bowl (Baylor)
2014	Fiesta Bowl (Baylor)
2012	Holiday Bowl (Baylor)
2011	Alamo Bowl (Baylor)
2010	Texas Bowl (Baylor)
2007	Fiesta Bowl (Oklahoma)
2005	Holiday Bowl (Oklahoma)
2005	Orange Bowl (Oklahoma)
2004	Sugar Bowl (Oklahoma)

* Bowl game as a Head Coach

QUARTERBACKS



#2 • Blake Shapen

Quarterback

6-1 • 210 • Gr.

Shreveport, La. • Evangel Christian Academy (Baylor)

- 2025 Manning Stars of the Week (Wk 2 vs #12 Arizona State)
- 2025 Davey O'Brien Great 8 Passer (Wk 2 vs #12 Arizona State)
- 2025 Panini Senior Bowl Top 300 Watch List
- 2024 & 2025 Johnny Unitas Golden Arm Award Watch List
- 2024 & 2025 Shrine Bowl 1000 Watch List
- 2025 Reese's Senior Bowl Watchlist
- 2022 Honorable Mention All-Big 12
- 2021 Big 12 Championship Most Outstanding Performer
- 2021 Big 12 Champion

2025 (Graduate Season)
 Blake has a career record of 16-22 as a starter ... Seven of his 15 touchdown passes have been for more than 40 yards ... Ranks 7th in the SEC in Passing TDs (15) and 7th in Passing Yards (2,433) ... **at Southern Miss (8/30):** First Touchdown of the season was a 55 yard strike to Seydou Traore ... 3rd career game at State with 250+ passing yards ... **Arizona State (9/7):** All three touchdown passes were greater than 45 yards ... 4th game at State with 250+ passing yards ... **Alcorn State (9/13):** Earned his 50th career passing touchdown on his 22-yard pass to Anthony Evans ... That 22-yard TD pass was his first TD pass of the season that was less than 45 yards ... Earned his first rushing touchdown of the season ... Only played the first half ... **NIU (9/20):** His 51 rushing yards was his career high mark ... **at Texas A&M (10/4):** Made his 10th career start as a Bulldog ... **at Florida (10/18):** Threw for 300 yards for the first time this season, and the second time as a Bulldog ... Seventh time in his career ... **Texas (10/25):** Second career game throwing for 4 touchdowns in the same game, first time at MSU ... His 4 TD passes was tied for 10th in a single-game at MSU ... Became the seventh QB since 1995 and the first since 2022 to throw for 350+ yards and 4+ TDs ... Only the third with zero interceptions ... First time since Will Rogers in 2022 that an MSU QB has thrown for 300+ yards in back-to-back games ... Was the 8th game in his career throwing for over 300 yards ... **at Arkansas (11/1):** Led the game-winning drive for State to win its first SEC game since 2023 ... Second game-winning drive of the season ... 5th game of the season with 200+ passing yards, tied for 9th-most in a single-season ... 8th career game with 200+ yards passing, tied for 8th at State ... Threw his 15th touchdown pass of the season, tied fir 9th most in a single-season at MSU ... **Georgia (11/8):** Moved to 10th in the single-season list for MSU in pasing yards ... **at Missouri (11/15):** Had his first career multi-rushing touchdown game ... moved to 8th in the single season list for MSU in passing yards.

Career Highs

Attempts.....45, at Kansas State (11/11/2023)*

Completions.....29, vs. Houston (11/04/2023)*

Passing Yards.....381, vs. Texas (10/25/2025)

Passing Touchdowns.....4, 2x, last vs. Texas (10/25/2025)

Longest Pass.....80 yards, at Arizona State (09/07/2024)

Rushing Attempts.....17, at Missouri (11/15/2025)

Rushing Yards.....51, vs. Northern Illinois (09/20/2025)

Longest Rush.....35 yards, vs. Texas State (09/17/2022)*

Rushing Touchdowns.....2, at Missouri (11/15/2025)

* Set at Baylor

Game-by-Game	Passing					Rushing			
	GP/GS	COMP-ATT-INT	YDS	TD	LNG	ATT	YDS	TD	LNG
Southern Miss	1/1	26-34-1	270	1	55	6	5	0	5
Arizona State	1/1	19-33-0	279	3	58	12	6	0	6
Alcorn State	1/1	10-14-1	173	2	75	3	12	1	6
Northern Illinois	1/1	12-20-0	160	1	57	11	51	0	24
Tennessee	1/1	18-29-1	180	1	49	12	-21	0	6
Texas A&M	1/1	15-20-1	142	1	44	7	-36	0	3
Florida	1/1	24-36-1	324	0	48	10	1	0	18
Texas	1/1	26-42-0	381	4	62	15	-39	0	12
Arkansas	1/1	16-28-1	242	2	39	10	16	0	15
Georgia	1/1	10-15-0	86	0	19	9	15	0	11
Missouri	1/1	19-33-2	199	0	54	17	16	2	12
Ole Miss	DNP	- - -	-	-	-	-	-	-	-

Career Passing Stats									
	GP/GS	COMP-ATT-INT	YDS	TD	LNG	PCT	AVG/P	AVG/G	EFFIC
2021 (Baylor)	6/2	62-86-0	596	5	61	72.1	9.6	99.3	149.5
2022 (Baylor)	13/13	233-368-10	2790	18	74	63.3	12.0	214.6	137.7
2023 (Baylor)	8/8	184-298-3	2188	13	71	61.7	11.9	273.5	135.8
2024	4/4	74-108-1	974	8	80	68.5	13.2	243.5	166.9
2025	11/11	195-303-8	2433	15	75	64.4	12.5	221.2	142.9
MSU Totals	15/15	269-411-9	3407	23	80	65.5	12.7	227.1	149.2
TOTALS	42/38	748-1163-22	8981	59	80	64.3	12.0	213.8	142.1

Career Rushing Stats							
	GP/GS	ATT	YDS	TD	LG	AVG/C	AVG/G
2021 (Baylor)	6/2	21	59	0	28	2.8	9.8
2022 (Baylor)	13/13	76	96	2	35	1.3	7.4
2023 (Baylor)	8/8	67	29	4	27	0.4	3.6
2024	4/4	34	36	2	18	1.1	9.0
2025	11/11	111	28	3	24	0.3	2.5
MSU Totals	15/15	145	64	5	24	0.4	4.3
TOTALS	42/38	309	248	11	35	0.8	5.9



#17 • Luke Kromenhoek

Quarterback

6-4 • 220 • So.

Savannah, Ga. • Benedictine Military School (Florida State)

Name Pronunciation: *Kromenhoek* = Chrome-n-HAWK

2025 (Sophmore Season)
at Southern Miss (8/30): Completed first pass as a Bulldog ... **Alcorn State (9/13):** Scored his first career rushing touchdown.

Career Highs

Attempts.....28, vs. Florida (11/30/2024)*

Completions.....15, vs. Florida (11/30/2024)*

Passing Yards.....209, vs. Charleston Southern (11/23/2024)*

Passing Touchdowns.....3, vs. Charleston Southern (11/23/2024)*

Longest Pass.....71 yards, vs. Charleston Southern (11/23/2024)*

Rushing Attempts.....21, vs. Florida (11/30/2024)*

Rushing Yards.....71, at Miami (10/26/2024)*

Longest Rush.....42 yards, at Miami (10/26/2024)*

* Set at Florida State

Game-by-Game	Passing					Rushing			
	GP/GS	COMP-ATT-INT	YDS	TD	LNG	ATT	YDS	TD	LNG
Southern Miss	1/0	1-3-0	7	0	7	3	21	0	13
Arizona State	DNP	- - -	-	-	-	-	-	-	-
Alcorn State	1/0	2-4-0	20	0	13	4	24	1	13
Northern Illinois	DNP	- - -	-	-	-	-	-	-	-
Tennessee	DNP	- - -	-	-	-	-	-	-	-
Texas A&M	DNP	- - -	-	-	-	-	-	-	-
Florida	DNP	- - -	-	-	-	-	-	-	-
Texas	DNP	- - -	-	-	-	-	-	-	-
Arkansas	DNP	- - -	-	-	-	-	-	-	-
Georgia	DNP	- - -	-	-	-	-	-	-	-
Missouri	DNP	- - -	-	-	-	-	-	-	-
Ole Miss	DNP	- - -	-	-	-	-	-	-	-

Career Passing Stats									
	GP/GS	COMP-ATT-INT	YDS	TD	LNG	PCT	AVG/P	AVG/G	EFFIC
2024 (FSU)	6/2	44-84-2	502	3	71	52.4	11.4	83.7	109.6
2025	2/0	2-4-0	20	0	13	50.0	10.0	10.0	92.0
MSU Totals	2/0	2-4-0	20	0	13	50.0	10.0	10.0	92.0
TOTALS	8/2	46-88-2	522	3	71	52.3	11.3	65.3	108.8

Career Rushing Stats							
	GP/GS	ATT	YDS	TD	LG	AVG/C	AVG/G
2024 (FSU)	6/2	63	113	0	42	1.8	18.8
2025	2/0	4	24	1	13	6.0	12.0
TOTALS	8/2	67	137	1	42	2.0	17.1

QUARTERBACKS



#1 • Kamario Taylor

Quarterback

6-4 • 230 • Fr.

Macon, Miss. • Noxubee County HS

- 2025 SEC Freshman of the Week (Week 14 vs. #6 Ole Miss)
- 2025 SEC Freshman of the Week (Week 10 at Arkansas)
- Consensus 4-star recruit
- No. 30 overall recruit, No. 7 QB
- 2024 Mississippi 3A Mr. Football
- 2024 Mississippi-Alabama All Star Game

2025 (True Freshman Season)
0-1 in his career as a starter ... Came to Mississippi State as the highest rated QB recruit in program history ... Threw his first career TD pass against Alcorn State which came on a 42 yard strike to Brenen Thompson ... Tied for 3rd in the country in rushing touchdowns for freshman QBs, and 8th for freshman overall ... 1 career 100-yard rushing games ... 2 career 2+ rushing TD games ... **at Southern Miss (8/30)**: Made his collegiate debut ... **Alcorn State (9/13)**: First career pass attempt was also his first career touchdown pass ... First TD pass was a 42-yard touchdown to Brenen Thompson ... **at Florida (10/18)**: Scored his first career rushing touchdown ... **Texas (10/25)**: Threw his second touchdown pass of the season and the first against an SEC opponent ... **at Arkansas (11/1)**: Threw touchdown passes in back-to-back games for the first time in his career ... Scored a touchdown in three straight games ... First multi-touchdown game of his career (1 passing TD / 1 rushing TD) ... Led two touchdown drives when Shapen went down with an injury in the 3rd quarter ... **Georgia (11/8)**: Recorded three rushing touchdowns moving to five on the season ... Scored rushing touchdowns in back-to-back games for the first time in his career ... First career multi-rushing touchdown game of his career ... Became the first MSU player to have 3+ rushing touchdowns in the same game since Kylin Hill in 2019, and the first QB since Nick Fitzgerald in 2018 ... Became the first Bulldog QB since Tommy Stevens in 2019 to have 75+ passing yards, 50+ rushing yards, and 1+ rushing TDs ... **at Missouri (11/15)**: Fifth straight game with a rushing or passing touchdown ... **Ole Miss (11/28)**: Made his first career start, was the second true freshman in a row to start for Mississippi State in the Egg Bowl, and just the 6th since 1989 ... Ran for 2 touchdowns, which is the second time of his career ... Had the 4th most rushing yards by a Bulldog in the Egg Bowl and just the 10th to rush for 2+ touchdowns ... Had his first career 100-yard rushing performance ... Was the first MSU QB to rush for 100+ yards in the Egg Bowl since Garrett Schrader in 2019 ... His 173 rushing yards was the 5th most yards by a MSU QB since 1995.

Career Highs

Attempts	31, vs. Ole Miss (11/28/2025)
Completions	15, vs. Ole Miss (11/28/2025)
Passing Yards	178 yards, vs. Ole Miss (11/28/2025)
Passing Touchdowns	1, 3x, last at Arkansas (11/01/2025)
Longest Pass	57 yards, vs. Georgia (11/08/2025)
Rushing Attempts	20, vs. Georgia (11/08/2025)
Rushing Touchdown	3, vs. Georgia (11/08/2025)
Rushing Yards	173 yards, vs. Ole Miss (11/28/2025)
Longest Rush	39 yards, vs. Ole Miss (11/28/2025)

Game-by-Game	Passing					Rushing			
	GP/GS	COMP-ATT-INT	YDS	TD	LNG	ATT	YDS	TD	LNG
Southern Miss	1/0	0-0-0	0	0	0	1	3	0	3
Arizona State	DNP	- - -	-	-	-	-	-	-	-
Alcorn State	1/0	2-3-0	46	1	42	3	40	0	19
Northern Illinois	1/0	0-0-0	0	0	0	3	26	0	12
Tennessee	1/0	0-0-0	0	0	0	3	10	0	5
Texas A&M	DNP	- - -	-	-	-	-	-	-	-
Florida	1/0	0-0-0	0	0	0	5	13	1	6
Texas	1/0	1-1-0	1	1	1	1	0	0	0
Arkansas	1/0	2-5-0	40	1	45	6	55	1	20
Georgia	1/0	6-10-0	87	0	57	12	53	3	23
Missouri	1/0	4-5-0	36	1	18	10	22	0	18
Ole Miss	1/1	15-31-1	178	0	29	20	173	2	39
Wake Forest									

Career Passing Stats

	GP/GS	COMP-ATT-INT	YDS	TD	LNG	PCT	AVG/P	AVG/G	EFFIC
2025	10/1	30-55-1	388	4	57	54.5	12.9	38.8	134.2
TOTALS	10/1	30-55-1	388	4	57	54.5	12.9	38.8	134.2

Career Rushing Stats

	GP/GS	ATT	YDS	TD	LG	AVG/C	AVG/G
2025	10/1	64	395	7	39	6.2	39.5
TOTALS	10/1	64	395	7	39	6.2	39.5

RUNNING BACKS



#6 • Davon Booth

Running Back

5-10 • 205 • Gr.

North Las Vegas, Nev. • El Monte (CA) HS (Utah State)

Name Pronunciation: *Davon* = DUH-von

- 2025 Doak Walk Award Watch List
- 2025 Shrine Bowl 1000 Watch List
- 2025 Paul Hornung Award Preseason Watch List
- 2024 All-SEC Third Team, All-Purpose (Coaches)
- 2024 Paul Hornung Award Week 10 Honor Roll (vs. UMass)

2025 (Graduate Season)
Ranks 17th in the SEC in rushing yards (553) and tied for 13th in Rushing TDs (7) ... **at Southern Miss (08/30)**: Scored his first rushing touchdown of the season ... **NIU (9/20)**: Rushed for two touchdowns in the same game for the fifth time in his career and the first as a Bulldog ... Was the third time a State running back ran for 2+ TDs this season through four games ... **at Texas A&M (10/4)**: Third time this season rushing for over 50 yards in the same game ... **at Florida (10/18)**: Second multi-touchdown game of the season and fourth of his career ... Rushed for 100 yards for the first time this season and the sixth time in his career ... **Texas (10/25)**: Became just the fourth Mississippi State player since 1995 to have 75+ rushing yards and 75+ passing yards in the same game ... **at Arkansas (11/1)**: Has a receiving touchdown in back-to-back games ... Became the first MSU player since Creed Whittemore in 2023 to have a receiving and rushing touchdown in the same game ... Just the 30th Bulldog to reach this feat since 1995 ... **at Mizzou (11/15)**: Broke his career single-season high in receptions with 14.

Career Highs

Rushing Attempts 24, vs. Texas (10/25/2025)

Rushing Yards 141, vs. Colorado State (10/7/2023)*

Rushing Touchdowns 2, 4x, last at Florida (10/18/2025)

Longest Rush 65 yards, vs. Georgia State (12/23/2023)*

Receptions 3, 4x, last at Missouri (11/15/2025)

Receiving Yards 85 yards, vs. Texas (10/25/2025)

Longest Reception 62 yards, vs. Texas (10/25/2025)

Kickoff Returns 4, vs. Toledo (09/14/2024)

Kickoff Return Yards 96, vs. Toledo (09/14/2024)

Longest Kickoff Return 42 yards, vs. Arkansas (10/26/2024)

* Set at Utah State

Game-by-Game		Rushing				Receiving			
	GP/GS	ATT	YDS	TD	LNG	REC	YDS	TD	LNG
Southern Miss	1/1	16	79	1	16	1	12	0	12
Arizona State	1/1	9	33	0	15	1	9	0	9
Alcorn State	1/1	2	14	0	16	0	0	0	0
Northern Illinois	1/1	7	22	2	6	1	8	0	8
Tennessee	1/0	17	58	1	14	0	0	0	0
Texas A&M	1/0	8	59	0	22	2	7	0	9
Florida	1/1	22	105	2	16	2	14	0	10
Texas	1/1	24	99	0	22	3	85	1	62
Arkansas	1/1	7	5	1	11	1	8	1	8
Georgia	1/1	11	38	0	10	0	0	0	0
Missouri	1/0	10	34	0	9	3	15	0	8
Ole Miss	1/0	3	6	0	4	1	7	0	7

Career Rushing Stats		GP/GS	ATT	YDS	TD	LG	AVG/C	AVG/G
2023 (Utah St.)	12/7	120	805	6	65	6.7	67.1	
2024	12/10	152	759	5	43	5.0	63.3	
2025	12/8	136	553	7	22	4.1	46.1	
TOTALS	36/25	408	2117	18	65	5.2	58.8	

Career Receiving Stats		GP/GS	REC	YDS	TD	LG	REC/G	YDS/R	YDS/G
2023 (Utah St.)	12/7	13	92	0	28	1.1	7.1	7.7	
2024	12/10	13	164	4	54	1.1	12.6	13.7	
2025	12/8	15	165	2	62	1.3	11.0	13.8	
TOTALS	36/25	40	379	6	62	1.1	9.5	10.5	



#24 • Fluff Bothwell

Running Back

5-10 • 230 • So.

Oneonta, Ala. • Oneonta HS (South Alabama)

Name Pronunciation: *Bothwell* = Bawth-well

- 2025 Doak Walk Award Watch List
- 2025 Shrine Bowl 1000 Watch List
- 2024 Third Team All-Sun Belt / Led Sun Belt Conference In Rushing TDs

2025 (Sophomore Season)
Has eight career multi-touchdown games, including three as a Bulldog ...Ranks 12th in the SEC in rushing yards ... **at Southern Miss (8/30)**: Scored his first touchdown for Mississippi State ... Became the first Mississippi State running back to have 2+ rushing TDs in the same game since 2023 ... **Alcorn State (9/13)**: Earned his 1,000 career rushing yard ... Became the first Mississippi State player to have multiple games with 2+ rushing touchdowns in the same season since Kylin Hill in 2019 ... **NIU (9/20)**: Became the first Bulldog running back to rush for 100+ yards this season ... Was the first Bulldog to run for over 100 yards since Davon Booth against Mizzou last season ... **Tennessee (9/27)**: Made his first career start ... Marked his second game in a row rushing for over 100 yards ... Became the 15th MSU player since 1995 to have three multi-touchdown games in the same season ... **Ole Miss (11/28)**: Had his longest run by a Bulldog with a 43-yard rush.

Career Highs

Rushing Attempts 23, vs. Tennessee (09/27/2025)

Rushing Yards 143, vs. Northwestern St. (09/12/2024)*

Rushing Touchdowns 2, 8x, last vs. Tennessee (09/27/2025)

Longest Rush 59 yards, at Southern Miss (11/23/2024)*

Receptions 4, at Arkansas St. (10/05/2024)*

Receiving Yards 39, at Arkansas (11/01/2025)

Longest Reception 39 yards, at Arkansas (11/01/2025)

* Set at South Alabama

Game-by-Game		Rushing				Receiving			
	GP/GS	ATT	YDS	TD	LNG	REC	YDS	TD	LNG
Southern Miss	1/0	10	43	2	11	0	0	0	0
Arizona State	1/0	8	34	0	9	1	5	0	5
Alcorn State	1/0	12	93	2	25	1	14	0	14
Northern Illinois	1/0	17	101	0	22	2	10	0	5
Tennessee	1/1	23	134	2	20	1	2	0	2
Texas A&M	1/1	14	60	0	13	2	6	0	12
Florida	DNP	-	-	-	-	-	-	-	-
Texas	DNP	-	-	-	-	-	-	-	-
Arkansas	1/0	12	25	0	10	1	39	0	39
Georgia	1/0	9	44	0	15	1	2	0	2
Missouri	1/1	6	25	0	10	2	10	0	6
Ole Miss	1/1	17	80	0	43	2	11	0	9

Career Rushing Stats		GP/GS	ATT	YDS	TD	LG	AVG/C	AVG/G
2024 (USA)	12/0	111	832	13	59	7.5	69.3	
2025	10/4	128	639	6	43	5.0	63.9	
TOTALS	22/4	128	639	6	43	5.0	63.9	

Career Receiving Stats		GP/GS	REC	YDS	TD	LG	REC/G	YDS/R	YDS/G
2024 (USA)	12/0	13	92	0	28	1.1	7.1	7.7	
2025	10/4	13	99	0	39	1.3	7.6	9.9	
TOTALS	22/4	26	191	0	39	1.2	7.3	8.7	

RUNNING BACKS



#22 • Xavier Gayten

Running Back

6-0 • 205 • So.

Brookhaven, Miss. • Brookhaven HS

Name Pronunciation: *Xavier* = EX-zay-vee-er

2025 (Sophomore Season)

Alcorn State (9/13): Scored first touchdown of the season, second of career ... **vs. Northern Illinois (9/20):** Third career rushing touchdown ... First time in his career scoring a touchdown in back-to-back games ... Second straight game with a rush of over 20 yards ... **at Florida (10/18):** Third game this season getting carries ... Set a career high in rushing attempts.

Career Highs

Rushing Attempts 6, at Florida (10/18/2025)

Rushing Yards 72, vs. UMass (11/02/2024)

Rushing Touchdowns 1, 3x, last vs. Northern Illinois (09/20/2025)

Longest Rush 72 yards, vs. UMass (11/02/2024)

Receptions 1, 4x, last at Missouri (11/15/2025)

Receiving Yards 10, vs. Arkansas (10/26/2024)

Longest Reception 10 yards, vs. Arkansas (10/26/2024)

Game-by-Game	GP/GS	Rushing				Receiving			
		ATT	YDS	TD	LNG	REC	YDS	TD	LNG
Southern Miss	1/0	0	0	0	0	1	-4	0	0
Arizona State	1/0	0	0	0	0	0	0	0	0
Alcorn State	1/0	4	50	1	25	0	0	0	0
Northern Illinois	1/0	4	45	1	22	0	0	0	0
Tennessee	1/0	0	0	0	0	0	0	0	0
Texas A&M	1/0	0	0	0	0	0	0	0	0
Florida	1/0	6	27	0	12	0	0	0	0
Texas	1/0	3	3	0	2	1	5	0	5
Arkansas	1/0	0	0	0	0	0	0	0	0
Georgia	1/0	0	0	0	0	0	0	0	0
Missouri	1/0	5	16	0	9	1	1	0	1
Ole Miss									

Career Rushing Stats							
	GP/GS	ATT	YDS	TD	LG	AVG/C	AVG/G
2024	11/0	8	115	1	72	14.4	10.5
2025	12/0	24	149	2	25	6.2	12.4
TOTALS	23/0	32	264	3	72	8.3	11.5

Career Receiving Stats							
	GP/GS	REC	YDS	TD	LG	REC/G	YDS/R
2024	11/0	1	10	0	10	0.1	10.0
2025	12/0	3	2	0	5	0.3	0.7
TOTALS	23/0	4	12	0	10	0.2	3.0

WIDE RECEIVERS



#3 • Anthony Evans III

Wide Receiver
5-11 • 180 • Jr.
Converse, Texas • Judson HS (Georgia)

- 2025 Biletnikoff Award Watch List
- 2025 Earl Campbell Tyler Rose Award Honorable Mention (Week 10 at Arkansas)

2025 (Junior Season)
4th in receptions (63), and 12th in receiving yards (751) ... Has at least four receptions in the first eleven games this season ... Leads the team in explosive plays with 16 ... **at Southern Miss (8/30):** Made his first career start ... **Arizona State (9/6):** Earned his first 100-yard receiving game ... Evans and Brenen Thompson combined to be the first receiving duo for MSU to have 100+ yards each in the same game since Sept. 26, 2020 ... **Alcorn State (9/13):** Second straight game with a receiving touchdown ... First time in his career with a TD catch in back-to-back games ... Evans 22-yard touchdown was the teams first touchdown pass of less than 40 yards ... Set a career high in punt return yards with 97 yards ... **NIU (9/20):** With his 102 all-purpose yards, Evans has now had atleast 100 yards in 3 straight games ... **TENN (9/27):** Has had a long reception of at least 20-yards in four consecutive games ... **at Florida (10/18):** Caught his 50th career pass and crossed the 500-yard mark for his career ... Had his second career 100-yard receiving game, also second in 2025 ... First MSU player to have 10+ receptions since Woody Marks on Oct. 8, 2022 against Arkansas ... His 11 receptions tied for the 8th-most in a single game in program history ... Became just the 11th State player since at least 1995 to have at least 10 receptions and 100+ yards receiving in the same game ... **at Arkansas (11/1):** Third game this season with over 100 receiving yards ... Evans and Thompson have both gone over 100 yards in the same game three times this season, becoming the first duo in program history to do it same season ... Becomes the 11th MSU receiver since 1995 to have 3+ 100-yard receiving games in the same season ... First career multi-touchdown game ... Scored the game-winning touchdown with 48 seconds left on an 18-yard reception on 4th & 4.

Career Highs

Rushing Attempts 3, vs. Northern Illinois (09/20/2025)
Rushing Yards 52, vs. Mississippi State (10/12/2024)*
Longest Rush 52 yards, vs. Mississippi State (10/12/2024)*
Receptions 11, at Florida (10/18/2025)
Receiving Yards 111, at Arkansas (11/01/2025)
Receiving Touchdowns 2, at Arkansas (11/01/2025)
Longest Reception 57 yards, vs. Northern Illinois (09/20/2025)
Kickoff Returns 3, at Alabama (09/28/2024)*
Kickoff Return Yards 69, at Alabama (09/28/2024)*
Punt Returns 5, vs. Tennessee Tech (09/07/2024)*
Punt Return Yards 97, vs. Alcorn State (09/13/2025)
* Set at Georgia

Game-by-Game

	GP/GS	REC	YDS	TD	LNG	Kickoff Return RET YDS TD LNG	Punt Return RET YDS TD LNG
Southern Miss	1/1	4	36	0	19	0 0 0 0	2 0 0 0
Arizona State	1/1	9	108	1	48	0 0 0 0	2 31 0 20
Alcorn State	1/1	4	66	1	34	0 0 0 0	3 97 0 43
Northern Illinois	1/1	4	80	0	57	0 0 0 0	1 1 0 1
Tennessee	1/1	5	33	0	21	0 0 0 0	1 3 0 3
Texas A&M	1/1	5	41	0	11	0 0 0 0	0 0 0 0
Florida	1/1	11	107	0	48	0 0 0 0	0 0 0 0
Texas	1/1	5	71	0	26	0 0 0 0	0 0 0 0
Arkansas	1/1	5	111	2	45	0 0 0 0	1 2 0 2
Georgia	1/1	4	27	0	19	0 0 0 0	0 0 0 0
Missouri	1/1	7	71	0	38	0 0 0 0	0 0 0 0
Ole Miss	1/1	0	0	0	0	0 0 0 0	0 0 0 0
Wake Forest							

Career Receiving Stats

	GP/GS	REC	YDS	TD	LNG	REC/G	YDS/R	YDS/G
2023 (UGA)	8/0	4	35	1	15	0.5	8.8	4.4
2024 (UGA)	11/0	9	88	0	21	0.8	9.8	8.0
2025	12/12	63	751	4	57	5.3	11.9	62.6
TOTALS	31/12	76	874	5	57	2.5	11.5	28.2

Career Kickoff Return Stats

	GP/GS	RET	YDS	TD	LNG	YDS/RET	YDS/G
2023 (UGA)	8/0	0	--	--	--	--	--
2024 (UGA)	11/0	7	124	0	28	17.7	11.3
2025	12/12	0	0	0	0	0	0
TOTALS	31/12	7	124	0	28	17.7	11.3

Career Punt Return Stats

	GP/GS	RET	YDS	TD	LNG	YDS/RET	YDS/G
2023 (UGA)	8/0	4	55	0	28	13.8	6.9
2024 (UGA)	11/0	17	129	0	46	7.6	11.7
2025	12/12	10	134	0	43	13.4	13.4
TOTALS	31/12	31	318	0	46	10.3	11.2



#4 • Jordan Mosley

Wide Receiver
6-0 • 195 • RSr.
Mobile, Ala. • McGill Toolen HS (Northwestern)

- 2025 Panini Senior Bowl Top 300 Watch List

2025 (Redshirt Senior Season)
Alcorn State (9/13): His 75-yard touchdown catch was the longest of his career ... **NIU (9/20):** Second-straight game with a reception of at least 45 yards ... **TENN (9/27):** Season-high three receptions.

Career Highs

Receptions 5, vs. Eastern Kentucky (08/31/2024)
Receiving Yards 107, vs. UMass (11/02/2024)
Receiving Touchdowns 1, 5x, last vs. Alcorn State (09/13/2025)
Longest Reception 75 yards, vs. Alcorn State (09/13/2025)

Game-by-Game

	GP/GS	REC	YDS	TD	LNG
Southern Miss	1/1	2	19	0	16
Arizona State	1/1	0	0	0	0
Alcorn State	1/1	1	75	1	75
Northern Illinois	1/1	1	45	0	45
Tennessee	1/1	3	20	0	17
Texas A&M	1/0	0	0	0	0
Florida	1/0	1	9	0	9
Texas	1/0	0	0	0	0
Arkansas	1/0	0	0	0	0
Georgia	1/0	0	0	0	0
Missouri	1/0	0	0	0	0
Ole Miss	1/0	0	0	0	0

Career Receiving Stats

	GP/GS	REC	YDS	TD	LNG	REC/G	YDS/R	YDS/G
2021 (NU)	4/0	1	7	0	7	0.3	7.0	1.8
2022	3/0	2	43	0	28	0.7	21.5	14.3
2023	12/1	3	45	1	19	0.3	15.0	3.8
2024	12/7	23	405	3	65	1.2	17.6	26.5
2025	12/5	8	168	1	75	0.7	21.0	14.0
TOTALS	43/13	37	668	5	75	0.9	18.1	15.5

WIDE RECEIVERS



#0 • Brenen Thompson

Wide Receiver
5-9 • 170 • Sr.
Spearman, Texas • Spearman HS (Oklahoma)

- 2025 CBS Top 150 Players (#101)
- 2025 All-SEC Second Team, WR (AP)
- 2025 All-SEC Second Team, WR (PFSN)
- 2025 All-SEC Third Team, WR (Coaches)
- 2025 Biletnikoff Award Watch List
- 2025 Earl Campbell Tyler Rose Award Watch List

2025 (Senior Season)

Leads the team in receiving yards (948), and ranks 2nd in the SEC ... Tied for 8th in the SEC in TDs (6) ... **at Southern Miss (8/30)**: Had a 51-yard reception in his first career game as a Bulldog ... **Arizona State (9/6)**: Thompson and Evans combined to be the first receiving duo for MSU to each have 100+ receiving yards in the same game since Sept. 26, 2020 ... Earned his first career 100-yard receiving game ... First career multiple touchdown game ... Scored the game-winning touchdown against #12 Arizona State on a 58-yard catch and run with less than a minute to play ... **Alcorn State (9/13)**: Caught his fourth pass over 40 yards, including his 3rd touchdown over 40+ yards ... Second straight game with a touchdown reception ... **NIU (9/20)**: His 10-yard rushing touchdown, was the first carry of his career ... **TENN (9/27)**: Fifth straight game with at least two receptions ... **Texas A&M (10/4)**: Caught his fourth touchdown of the season all coming from at least 40 yards ... **at Florida (10/18)**: Caught his 50th career reception and crossed the 1,000 receiving yard mark ... Had his second 100-yard game of his career, both coming this season ... First player since Tulu Griffin in 2023 to have 150+ receiving yards in a game ... **Texas (10/25)**: Had two receiving touchdowns, marking the second time this season having 2+ TDs in the same game ... Became the first Bulldog to have multiple 2+ TD games since Caleb Ducking in 2022 ... **at Arkansas (11/1)**: Third game this season with over 100 receiving yards ... Evans and Thompson have both gone over 100 yards in the same game three times this season, becoming the first duo in program history to that in the same season ... Becomes the 10th MSU receiver since 1995 to have 3+ 100-yard receiving games in the same season ... Has 6+ receptions in three straight games ... Caught a huge pass for 32 yards on 4th & 7 with 2:13 left to play to help Mississippi State continue its game-winning drive ... **Georgia (11/8)**: Has 75+ receiving yards in four straight games ... **Ole Miss (11/28)**: Caught 6 receptions in a single game for the sixth time this season ... Finished the regular season with 948 receiving yards, which is the 5th most in MSU history, and the most under Jeff Lebby.

Career Highs

Receptions ... 7, 2x, last at Florida (10/18/2025)
Receiving Yards ... 155 yards, at Florida (10/18/2025)
Receiving Touchdowns ... 2, 2x, last vs. Texas (10/25/2025)
Longest Reception ... 63 yards, vs. Arizona (12/28/2023)*
**Set at Oklahoma*

Game-by-Game

	GP/GS	REC	YDS	TD	LNG
Southern Miss	1/1	7	92	0	51
Arizona State	1/1	6	133	2	58
Alcorn State	1/1	2	53	1	42
Northern Illinois	1/1	2	13	0	11
Tennessee	1/1	3	33	0	16
Texas A&M	1/1	2	54	1	44
Florida	1/1	7	155	0	47
Texas	1/1	6	76	2	24
Arkansas	1/1	6	107	0	32
Georgia	1/1	4	92	0	57
Missouri	1/1	2	60	0	54
Ole Miss	1/1	6	80	0	18
Wake Forest					

Career Receiving Stats

	GP/GS	REC	YDS	TD	LNG	REC/G	YDS/R	YDS/G
2022 (Texas)	9/0	1	32	0	32	0.1	32.0	3.6
2023 (Okla)	7/0	7	241	2	63	1.0	34.4	34.4
2024 (Okla)	11/10	19	230	2	54	1.7	12.1	20.9
2025	12/12	53	948	6	58	4.4	17.9	79.0
TOTALS	40/22	80	1451	10	63	2.1	18.1	37.2



#11 • Ayden Williams

Wide Receiver
6-3 • 205 • Jr.
Ridgeland, Miss. • Ridgeland HS (Ole Miss)

2025 (Junior Season)

Has caught a pass in every game this season ... **TENN (9/27)**: Earned a season-long 49-yard reception that helped lead to a Kyle Ferrie field goal ... **Texas A&M (10/4)**: Had a career high three receptions ... **Texas (10/25)**: Had career highs in receptions and receiving yards in a career-best game.

Career Highs

Receptions ... 4, vs. Texas (10/25/2025)
Receiving Yards ... 69, vs. Texas (10/25/2025)
Longest Reception ... 49 yards, vs. Tennessee (09/27/2025)
**Set at Ole Miss*

Game-by-Game

	GP/GS	REC	YDS	TD	LNG
Southern Miss	1/0	2	17	0	10
Arizona State	1/0	1	12	0	12
Alcorn State	1/0	1	13	0	13
Northern Illinois	1/0	1	3	0	3
Tennessee	1/0	1	49	0	49
Texas A&M	1/0	3	25	0	15
Florida	1/0	1	3	0	3
Texas	1/1	4	69	0	33
Arkansas	1/0	1	-1	0	0
Georgia	1/1	1	7	0	7
Missouri	1/0	1	12	0	12
Ole Miss	1/0	2	13	0	7

Career Receiving Stats

	GP/GS	REC	YDS	TD	LNG	REC/G	YDS/R	YDS/G
2023 (OM)	11/1	4	80	0	43	0.4	20.0	7.3
2024 (OM)	9/1	3	39	0	14	0.4	13.0	4.9
2025	12/2	19	222	0	49	1.6	11.7	18.5
TOTALS	32/4	26	341	0	49	0.8	13.1	11.0

TIGHT ENDS



#8 • Seydou “Ziko” Traore

Tight End

6-3 • 250 • RSr.

London, England • Clearwater Academy International (Ark State)

Name Pronunciation: Traore = TRY-or-A ... Ziko = Z-co

- 2025 Panini Senior Bowl Top 300 Watch List
- 2025 Shrine Bowl 1000 Watch List
- 2022 Honorable Mention All-American
- First Team 2022 All-Sun Belt

2025 (Redshirt Junior Season)
at Southern Miss (8/30): Caught his 100th career pass. Had his longest career reception on his 55-yard long TD reception ... Texas (10/25): Has caught a pass in five straight games ... Tied his career best single-season touchdown with his fourth ... at Missouri (11/15): Set his single-season career high in touchdown receptions with five ... Caught his 10th career touchdown pass ... Ole Miss (11/28): Finished the season catching 3+ passes in the final 5 games and 7 games in total.

Career Highs

Receptions 8, vs. South Alabama (10/29/2022) *
Receiving Yards 120, at Memphis (9/17/2022) *
Receiving Touchdowns 1, 8x, last vs. Tennessee (09/27/2025)
Longest Reception 55, at Southern Miss (08/30/2025)
*Set at Arkansas State

Game-by-Game

	GP/GS	REC	YDS	TD	LNG
Southern Miss	1/1	5	77	1	55
Arizona State	1/1	0	0	0	0
Alcorn State	1/1	0	0	0	0
Northern Illinois	1/1	1	1	1	1
Tennessee	1/1	4	40	1	16
Texas A&M	1/1	1	9	0	9
Florida	1/1	2	36	0	29
Texas	1/0	6	60	1	15
Arkansas	1/1	3	9	0	4
Georgia	1/1	5	33	0	10
Missouri	1/1	3	29	1	18
Ole Miss	1/1	4	67	0	29
Wake Forest					

Career Receiving Stats

	GP/GS	REC	YDS	TD	LNG	REC/G	YDS/R	YDS/G
2021 (Ark St)	11/2	12	97	0	20	1.1	8.1	8.8
2022 (Ark St)	12/11	50	655	4	51	4.2	13.1	54.6
2023	--DNP--							
2024	12/12	34	361	1	32	2.8	10.6	30.1
2025	12/11	34	358	5	57	2.8	10.5	29.8
TOTALS	47/36	130	1471	10	57	2.8	11.3	31.3

OFFENSIVE LINE



#72 • Canon Boone

Center

6-4 • 315 • RSr.

Kemah, Texas • Dickinson HS

Notes:
Did not start playing center until the summer of 2025 ... Has been the glue of the offensive line in 2025.

Career Games Played / Started	
	GP/GS
2022	1/0
2023	8/0
2024	7/0
2025	12/12
TOTALS	28/12



#75 • Jacoby Jackson

Guard

6-6 • 320 • RSr.

Arlington, Texas • Mansfield Summit HS (Texas Tech)

Notes:
Has played both guard positions his whole career ... Became a full-time starter in 2022

Career Games Played / Started	
	GP/GS
2021 (TTU)	2/0
2022 (TTU)	11/6
2023 (TTU)	13/8
2024	12/11
2025	12/12
TOTALS	50/36



#77 • Jayvin Q. James

Tackle

6-5 • 320 • RSo.

Deerfield Beach, Fla. • Blanche Ely HS (Akron)

Notes:
In 2025, Jayvin has made starts at left tackle and right tackle

Career Games Played / Started	
	GP/GS
2023 (Akron)	2/0
2024 (Akron)	12/9
2025	11/11
TOTALS	25/20



#52 • Zack Owens

Guard

6-6 • 340 • RSo.

McDonough, Ga. • Eagles Landing Christian Academy (Colorado)

Notes:
Made first career start at Southern Miss

Career Games Played / Started	
	GP/GS
2023 (CLEM)	2/0
2024 (COLO)	10/0
2025	12/10
TOTALS	24/20



#76 • Albert Reese IV

Guard / Tackle

6-7 • 330 • RSr.

Edmonton, Alberta • Clearwater Academy International

- 2025 SEC Offensive Lineman of the Week (Week 2 vs #12 Arizona State)
- 2025 Shrine Bowl 1000
- 2024 Kent Hull Trophy Winner

Notes:
Has started games at both left and right tackle in 2025 ... Made his first career start at left tackle against Southern Miss ... Has played both guard and tackle positions in his collegiate career.

Career Games Played / Started	
	GP/GS
2021	3/0
2022	13/0
2023	12/0
2024	12/12
2025	8/8
TOTALS	48/20



#51 • Luke Work

Tackle

6-6 • 315 • So.

Somerville, Tenn. • Lausanne Collegiate School

Notes:
Missed the start of the season due to injury

Career Games Played / Started	
	GP/GS
2024	11/7
2025	11/0
TOTALS	22/7

DEFENSIVE LINE



#6 • Deonte Anderson

Defensive Line
6-3 • 280 • RSr.
Miami, Fla. • Fort Meade Senior HS

2025 (Redshirt Senior Season)
at Southern Miss (8/30): Started the season opener against Southern Miss, marking his third career season opener played in ... Has now appeared in games across four different seasons for Mississippi State ... **vs Arizona State (9/6):** Recorded his first career solo sack against Arizona State ... **vs Texas (10/25):** tied his career high in pass breakups.

Career Highs

Tackles 8, vs. Ole Miss (11/23/2023)
Tackles for Loss 1.0, 4x, last vs Arizona State(09/06/2025)
Sacks 1.0, vs Arizona State(09/06/2025)
QB Hurries 1, at Texas A&M (11/11/2023)
Pass Breakups 1, 5x, last vs Texas (10/25/2024)
Forced Fumble 1, vs. Western Michigan (10/7/2023)

Game-by-Game

	GP/GS	UA	A	TOTAL	TFL-YDS	SACKS-YDS	FF	FR-YDS	INT-YDS	QBH	PBU
Southern Miss	1/1	0	2	2	0-0	0-0	0	0-0	0-0	0	0
Arizona State	1/0	1	2	3	1-7	1-7	0	0-0	0-0	0	0
Alcorn State	1/1	0	0	0	0-0	0-0	0	0-0	0-0	0	0
Northern Illinois	1/1	0	2	2	0-0	0-0	0	0-0	0-0	0	0
Tennessee	1/1	0	0	0	0-0	0-0	0	0-0	0-0	0	0
Texas A&M	1/0	0	1	1	0-0	0-0	0	0-0	0-0	0	0
Florida	1/0	1	0	1	0-0	0-0	0	0-0	0-0	0	0
Texas	1/0	0	1	1	0-0	0-0	0	0-0	0-0	0	1
Arkansas	1/0	0	0	0	0-0	0-0	0	0-0	0-0	0	0
Georgia	1/0	0	2	2	0-0	0-0	0	0-0	0-0	0	0
Missouri	1/0	0	1	1	0-0	0-0	0	0-0	0-0	0	0
Ole Miss	1/0	0	2	2	0-0	0-0	0	0-0	0-0	0	0
Wake Forest											

Career Defensive Stats

	GP/GS	UA	A	TOTAL	TFL-YDS	PBU	FF	FR	BLK	SACKS	INT
2022	5/0	0	2	2	0-0	0	0	0	0	0	0
2023	12/2	10	28	38	3-9	4	1	0	0	0.5	0
2024	11/3	4	14	18	2.5-8	0	0	0	0	0.5	0
2025	12/4	2	13	15	1.0-7	1	0	0	0	1	0
TOTALS	40/9	16	57	73	6.5-24	5	1	0	0	2	0



#22 • Kedrick Bingley-Jones

Defensive Line
6-4 • 320 • RSr.
Concord, N.C. • Providence Day HS (North Carolina)

Name Pronunciation: *Kedrick* = KEY-drick

2025 (Redshirt Senior Season)
at Southern Miss (8/30): Started the season opener against Southern Miss after missing much of 2024 with injury ... Has now started five of his five career games at Mississippi State ... **vs Arizona State (9/6):** Matched his career high with three tackles ... Started both games this season at defensive line ... **vs Alcorn State (9/13):** tied his career high for tackles for the third time ... the second game in a row he has had three tackles ... **vs Tennessee (9/27):** teid his career high for the third time this year in tackles ... **at Texas A&M (10/4):** started his 6th consecutive game ... **at Florida (10/18):** earned his 7th consecutive start ... **vs Texas (10/25):** first ever pass breakup ... **vs Georgia (11/8):** made his 10th consecutive start ... **vs Ole Miss (11/28):** tied his career high in QB hurries

Career Highs

Tackles 3, 4x, lat vs Tennessee (09/27/2025)
Tackles for Loss 1.0, 2x, last at Arizona State (09/07/2024)
QB Hurries 1, vs. Ole Miss (11/28/2025)*
Pass Breakups 1, vs Texas (10/25/2025)
**Set at North Carolina*

Game-by-Game

	GP/GS	UA	A	TOTAL	TFL-YDS	SACKS-YDS	FF	FR-YDS	INT-YDS	QBH	PBU
Southern Miss	1/1	0	1	1	0-0	0-0	0	0-0	0-0	0	0
Arizona State	1/1	0	3	3	0-0	0-0	0	0-0	0-0	0	0
Alcorn State	1/1	0	3	3	0.5-0	0-0	0	0-0	0-0	0	0
Northern Illinois	1/1	0	1	1	0-0	0-0	0	0-0	0-0	0	0
Tennessee	1/1	1	2	3	0-0	0-0	0	0-0	0-0	0	0
Texas A&M	1/1	0	2	2	0-0	0-0	0	0-0	0-0	0	0
Florida	1/1	1	1	2	0-0	0-0	0	0-0	0-0	0	0
Texas	1/1	0	2	2	0-0	0-0	0	0-0	0-0	0	1
Arkansas	1/1	1	1	2	0-0	0-0	0	0-0	0-0	0	0
Georgia	1/1	0	2	2	0-0	0-0	0	0-0	0-0	0	0
Missouri	1/1	0	2	2	0-0	0-0	0	0-0	0-0	0	0
Ole Miss	1/1	0	0	0	0-0	0-0	0	0-0	0-0	1	0
Wake Forest											

Career Defensive Stats

	GP/GS	UA	A	TOTAL	TFL-YDS	PBU	FF	FR	BLK	SACKS	INT
2021 (UNC)	11/0	0	1	1	0-0	0	0	0	0	0	0
2022 (UNC)	11/0	1	4	5	0-0	0	0	0	0	0	0
2023 (UNC)	4/2	2	0	2	1-8	0	0	0	0	0	0
2024	4/4	2	5	7	1-1	0	0	0	0	0	0
2025	12/12	3	20	23	0.5-0	1	0	0	0	0	0
TOTALS	42/18	8	28	38	2.5-9	1	0	0	0	0	0

DEFENSIVE LINE



#92 • Jaray Bledsoe

Defensive Line
6-4 • 315 • RJr.
Marlin, Texas • Marlin HS (Texas)

2025 (Redshirt Junior Season)
at Southern Miss (8/30): Made his first career start in the season opener against Southern Miss ... Has 6 tackles through 2 games at MSU after totaling 7 across 2 seasons at Texas ... **vs Northern Illinois (9/20):** recorded half a tackle for loss taking his career total to 2 tackles for loss ... **vs Tennessee (9/27):** tied career high for tackles for loss ... **at Texas A&M:** tied his career high of four tackles **at Florida (10/18):** earned another tackle for loss and tied his career high for the second time this season ... **vs Texas (10/25):** set a career high in sacks ... also a career high in tackles for loss ... **at Arkansas (11/1):** sixth game in a row with a tackle for loss ... set a career high in QB hurries ... **vs Georgia(11/8):** set a new career high in tackles

Career Highs

Tackles 5, vs. Georgia (11/08/2025)
Tackles for Loss 1.5, vs Texas(10/25/2025)
Sacks 1.5, vs Texas (10/25/2025)
QB Hurries 1, at Arkansas (11/12025)

Game-by-Game

	GP/GS	UA	A	TOTAL	TFL-YDS	SACKS-YDS	FF	FR-YDS	INT-YDS	QBH	PBU
Southern Miss	1/1	0	4	4	0.5-2	0-0	0	0-0	0-0	0	0
Arizona State	1/1	2	0	2	0-0	0-0	0	0-0	0-0	0	0
Alcorn State	1/1	0	0	0	0-0	0-0	0	0-0	0-0	0	0
Northern Illinois	1/1	0	1	1	0.5-0	0-0	0	0-0	0-0	0	0
Tennessee	1/0	1	1	2	1.0-2	0-0	0	0-0	0-0	0	0
Texas A&M	1/0	0	4	4	0.5-1	0-0	0	0-0	0-0	0	0
Florida	1/0	1	1	2	1.0-1	0-0	0	0-0	0-0	0	0
Texas	1/0	1	1	2	1.5-6	1.5-6	0	0-0	0-0	0	0
Arkansas	1/0	0	2	2	0.5-0	0-0	0	0-0	0-0	1	0
Georgia	1/0	1	4	5	0-0	0-0	0	0-0	0-0	0	0
Missouri	1/0	0	1	1	0-0	0-0	0	0-0	0-0	0	0
Ole Miss	1/0	0	1	1	0-0	0-0	0	0-0	0-0	0	0
Wake Forest											

Career Defensive Stats

	GP/GS	UA	A	TOTAL	TFL-YDS	PBU	FF	FR	BLK	SACKS	INT
2022	1/0	0	1	1	0-0	0	0	0	0	0	0
2023	8/0	2	2	4	1-2	0	0	1	0	0	0
2024	3/0	1	1	2	0-0	0	0	0	0	0	0
2025	12/4	6	20	26	5.5-12	0	0	0	0	0	0
TOTALS	24/4	7	24	33	6.5-14	0	0	1	0	0	0



#88 • Jamil Burroughs

Defensive Line
6-3 • 330 • RSr.
Powder Springs, Ga. • McEachern HS (Alabama)

2025 (Redshirt Senior Season)
vs Arizona State (9/6): recorded his first stat for Mississippi State with one tackle ... **vs Alcorn State (9/13):** tied his career high in tackles for loss ... **vs Texas(10/25):** tied his career high in tackles for loss ... **at Arkansas (11/1):** earned his second QB hurry of the season ... tied his career highs in QB hurries.

Career Highs

Tackles 5, vs. Mississippi State (10/22/2022)*
Tackles for Loss 1, 4x, vs. Texas (10/25/2025)
Sacks 1, vs. Southern Miss (9/25/21)*
QB Hurries 1, 2x lasr at Arkansas (11/1/2025)
*Set at Alabama

Game-by-Game

	GP/GS	UA	A	TOTAL	TFL-YDS	SACKS-YDS	FF	FR-YDS	INT-YDS	QBH	PBU
Southern Miss	DNP	--	--	--	--	--	--	--	--	--	--
Arizona State	1/0	0	1	1	0-0	0-0	0	0-0	0-0	0	0
Alcorn State	1/0	0	2	2	1-1	0-0	0	0-0	0-0	1	0
Northern Illinois	1/0	0	0	0	0-0	0-0	0	0-0	0-0	0	0
Tennessee	1/0	0	0	0	0-0	0-0	0	0-0	0-0	0	0
Texas A&M	1/0	0	2	2	0-0	0-0	0	0-0	0-0	0	0
Florida	1/0	2	0	2	0-0	0-0	0	0-0	0-0	0	0
Texas	1/0	2	1	3	1.0-6	0-0	0	0-0	0-0	0	0
Arkansas	1/0	0	1	1	0-0	0-0	0	0-0	0-0	1	0
Georgia	1/0	1	1	2	0-0	0-0	0	0-0	0-0	0	0
Missouri	1/0	0	0	0	0-0	0-0	0	0-0	0-0	0	0
Ole Miss	1/0	1	0	1	0-0	0-0	0	0-0	0-0	0	0
Wake Forest											

Career Defensive Stats

	GP/GS	UA	A	TOTAL	TFL-YDS	PBU	FF	FR	BLK	SACKS	INT
2020 (BAMA)	6/0	1	4	5	0-0	0	0	0	0	0	0
2021 (BAMA)	3/0	2	0	2	1-9	0	0	0	0	1	0
2022 (BAMA)	11/0	4	4	8	2-12	0	0	0	0	1	0
2025	12/0	6	8	14	2-7	0	0	0	0	0	0
TOTALS	32/0	13	17	30	5-28	0	0	0	0	2	0



#35 • Calvin Dinkins

Defensive Line
6-2 • 320 • RJr.
Lake, Miss. • Lake HS

2025 (Redshirt Junior Season)
vs Arizona State (9/6): Set a career high with 6 tackles ... **vs Tennessee (9/27):** started his first game with State ... **at Texas A&M (10/4):** tied his career high in tackles for loss ... recorded his first sack of the season ... **at Missouri (11/15):** Tied his career high in sacks and tackles for the second time this season ... made his seventh straight start ... **vs Ole Miss (11/28):** tied his career high in tackles

Career Highs

Tackles 6, 2x last vs. Ole Miss (11/28/2025)
Tackles for Loss 1.0, 3x, last at Missouri (11/15/2025)
Sacks 1.0, 3x, last at Missouri (11/15/2025)

Game-by-Game

	GP/GS	UA	A	TOTAL	TFL-YDS	SACKS-YDS	FF	FR-YDS	INT-YDS	QBH	PBU
Southern Miss	1/0	0	2	2	0-0	0-0	0	0-0	0-0	0	0
Arizona State	1/0	1	5	6	0-0	0-0	0	0-0	0-0	0	0
Alcorn State	1/0	0	0	0	0-0	0-0	0	0-0	0-0	0	0
Northern Illinois	1/0	0	0	0	0-0	0-0	0	0-0	0-0	0	0
Tennessee	1/1	0	4	4	0-0	0-0	0	0-0	0-0	0	0
Texas A&M	1/1	1	1	2	1-4	1-4	0	0-0	0-0	0	0
Florida	1/1	0	0	0	0-0	0-0	0	0-0	0-0	0	0
Texas	1/1	1	1	2	0-0	0-0	0	0-0	0-0	0	0
Arkansas	1/1	0	1	1	0-0	0-0	0	0-0	0-0	0	0
Georgia	1/1	0	1	1	0-0	0-0	0	0-0	0-0	0	0
Missouri	1/1	1	0	1	1.0-12	1.0-12	0	0-0	0-0	0	0
Ole Miss	1/1	1	5	6	0-0	0-0	0	0-0	0-0	0	0
Wake Forest											

Career Defensive Stats

	GP/GS	UA	A	TOTAL	TFL-YDS	PBU	FF	FR	BLK	SACKS	INT
2023	1/0	0	3	3	0-0	0	0	0	0	0	0
2024	1/0	1	1	2	1-3	0	0	0	0	1	0
2025	12/8	5	20	25	2-4	0	0	0	0	2	0
TOTALS	14/8	6	24	30	3-7	0	0	0	0	3	0

DEFENSIVE LINE



#27 • Red Hibbler

Defensive Line
6-2 • 275 • Gr.
Louisville, Miss. • Louisville HS (NC State)

2025 (Graduate Season)
at Southern Miss (8/30): Made his Bulldog debut in the season opener against Southern Miss
vs Northern Illinois (9/20): recorded his first tackle for loss of the season ... tied his career high in tackles for the seventh time ... at Texas A&M (10/04): set his career high in tackles with four ... vs Texas (10/25): tied a career high in tackles.

Career Highs

Tackles 4, 2x last at Texas (10/25/2025)
Tackles for Loss 1.5, at Virginia (09/22/2023)*
Sacks 1.5, at Virginia (09/22/2023)*
QB Hurries 1, 4x, last vs. Western Carolina (08/29/2024)*
Pass Breakups 1, vs. North Carolina (11/25/2023)*
*Set at NC State

Game-by-Game

	GP/GS	UA	A	TOTAL	TFL-YDS	SACKS-YDS	FF	FR-YDS	INT-YDS	QBH	PBU
Southern Miss	1/0	0	1	1	0-0	0-0	0	0-0	0-0	0	0
Arizona State	1/0	0	1	1	0-0	0-0	0	0-0	0-0	0	0
Alcorn State	1/0	0	0	0	0-0	0-0	0	0-0	0-0	0	0
Northern Illinois	1/0	1	1	2	1.0-4	0-0	0	0-0	0-0	0	0
Tennessee	1/0	0	1	1	0-0	0-0	0	0-0	0-0	0	0
Texas A&M	1/0	1	3	4	0-0	0-0	0	0-0	0-0	0	0
Florida	1/0	1	1	2	0-0	0-0	0	0-0	0-0	0	0
Texas	1/0	1	3	4	0.5-4	0.5-4	0	0-0	0-0	0	0
Arkansas	1/0	1	2	3	0-0	0-0	0	0-0	0-0	0	0
Georgia	1/0	0	1	1	0-0	0-0	0	0-0	0-0	0	0
Missouri	1/0	0	0	0	0-0	0-0	0	0-0	0-0	0	0
Ole Miss	1/0	0	1	1	0-0	0-0	0	0-0	0-0	0	0
Wake Forest											

Career Defensive Stats

	GP/GS	UA	A	TOTAL	TFL-YDS	PBU	FF	FR	BLK	SACKS	INT
2023 (NCSU)	13/0	9	4	13	7-50	1	2	0	0	6.5	0
2024 (NCSU)	4/0	3	3	6	0-0	0	0	0	0	0	0
2025	12/0	6	14	20	1.5-8	0	0	0	0	0.5	0
TOTALS	29/0	18	121	39	8.5-54	1	2	0	0	7	0



#23 • Trevion Williams

Defensive Line
6-4 • 295 • RJr.
Crystal Springs, Miss. • Crystal Springs HS

2025 (Redshirt Junior Season)
vs Northern Illinois (9/20): made his first tackle for loss of the season ... vs Tennessee (9/27): reached 50 career tackles ... secured his first QB hurry of the year ... vs Texas (10/25): earned first career full sack ever ... at Arkansas (11/1): tallied his first ever QB hurry ... vs Georgia(11/8): started his fourth straight game ... tied his career high in pass breakups ... recorded his first career forced fumble ... at Missouri (11/15): second straight game with a forced fumble ... vs Ole Miss (11/28): started his sixth game of the year to end the season

Career Highs

Tackles 6, vs. Toledo (09/14/2024)
Tackles for Loss 1.5 vs Arizona (9/9/2023)
Sacks 1.0, at Texas (10/25/2025)
Pass Breakups 1, 2x, last vs Georgia (11/08/2025)
Forced fumbles 1, 2x last at Missouri (11/15/2025)
QB Hurries 1, at Arkansas (11/12/2025)

Game-by-Game

	GP/GS	UA	A	TOTAL	TFL-YDS	SACKS-YDS	FF	FR-YDS	INT-YDS	QBH	PBU
Southern Miss	1/0	0	1	1	0-0	0-0	0	0-0	0-0	0	0
Arizona State	1/0	0	4	4	0-0	0-0	0	0-0	0-0	0	0
Alcorn State	1/0	0	1	1	0-0	0-0	0	0-0	0-0	0	0
Northern Illinois	1/0	0	2	2	0.5-2	0-0	0	0-0	0-0	0	0
Tennessee	1/0	0	2	2	0-0	0-0	0	0-0	0-0	1	0
Texas A&M	1/0	0	0	0	0-0	0-0	0	0-0	0-0	0	0
Florida	1/1	0	1	1	0-0	0-0	0	0-0	0-0	0	0
Texas	1/1	1	0	1	1-1	1-1	0	0-0	0-0	0	0
Arkansas	1/1	1	1	2	0-0	0-0	0	0-0	0-0	1	0
Georgia	1/1	1	2	3	0-0	0-0	1	0-0	0-0	0	1
Missouri	1/1	1	1	2	0-0	0-0	1	0-0	0-0	0	0
Ole Miss	1/1	0	1	1	0-0	0-0	0	0-0	0-0	0	0
Wake Forest											

Career Defensive Stats

	GP/GS	UA	A	TOTAL	TFL-YDS	PBU	FF	FR	BLK	SACKS	INT
2022	3/0	0	2	2	0.5-2	0	0	0	0	0	0
2023	3/0	1	5	6	1.5-2	0	0	0	0	0	0
2024	11/3	5	28	33	2-4	1	0	0	0	0.5	0
2025	12/6	5	15	20	1.5-3	1	2	0	0	1	0
TOTALS	29/9	11	50	61	5.5-11	2	2	0	0	1.5	0

LINEBACKERS



#16 • Derion Gullette

Linebacker

6-3 • 240 • RSo.

Marlin, Texas • Teague HS (Texas)

Name Pronunciation: Derion Gullette = dare-EE-on guh-LET

2025 (Redshirt Sophomore Season)
at Southern Miss (8/30): Made his Mississippi State debut in the season opener against Southern Miss ... Set a new career high in stops with 4 tackles ... vs Arizona State (9/6): set a career high with seven tackles ... vs Alcorn State (9/13): Led the team with five tackles ... vs Texas (10/25): tallied his first ever sack ... tallied his first career tackles for loss ... made his first start of the season ... third on the team in tackles ... at Arkansas (11/1): earned his first ever QB hurry ... was sixth on the team in tackles ... vs Georgia(11/8): tied his career high in QB hurries for the second week in a row.

Career Highs

Tackles 6, 3x, last at Arkansas (11/01/2025)

Sacks 1.5, vs Texas (10/25/2025)

Tackles for loss 1.5, vs Texas (10/25/2025)

QB Hurries 1, vs Georgia (11/08/2025)

Game-by-Game	GP/GS	UA	A	TOTAL	TFL-YDS	SACKS-YDS	FF	FR-YDS	INT-YDS	QBH	PBU
Southern Miss	1/0	1	3	4	0-0	0-0	0	0-0	0-0	0	0
Arizona State	1/0	1	6	7	0-0	0-0	0	0-0	0-0	0	0
Alcorn State	1/0	3	2	5	0-0	0-0	0	0-0	0-0	0	0
Northern Illinois	DNP	--	--	--	--	--	--	--	--	--	--
Tennessee	DNP	--	--	--	--	--	--	--	--	--	--
Texas A&M	1/0	2	2	4	0-0	0-0	0	0-0	0-0	0	0
Florida	DNP	--	--	--	--	--	--	--	--	--	--
Texas	1/1	3	3	6	1.5-14	1.5-14	0	0-0	0-0	0	0
Arkansas	1/1	2	4	6	0-0	0-0	0	0-0	0-0	1	0
Georgia	1/0	2	2	4	0-0	0-0	0	0-0	0-0	1	0
Missouri	1/0	0	0	0	0-0	0-0	0	0-0	0-0	0	0
Ole Miss	DNP	--	--	--	--	--	--	--	--	--	--
Wake Forest											

Career Defensive Stats	GP/GS	UA	A	TOTAL	TFL-YDS	PBU	FF	FR	BLK	SACKS	INT
2023	DNP	--	--	--	--	--	--	--	--	--	--
2024	5/0	2	0	2	0-0	0	0	0	0	0	0
2025	8/2	14	22	36	1.5-14	0	0	0	0	1.5	0
TOTALS	13/2	16	22	38	1.5-14	0	0	0	0	1.5	0



#44 • Branden Jennings

Linebacker

6-3 • 240 • RSr.

Jacksonville, Fla. • Sandalwood HS (Hinds CC)

2025 (Redshirt Senior Season)
at Southern Miss (8/30): Has recorded multiple tackles in 13 played as a Bulldog ... vs Tennessee (9/27): earned the first double digit tackle game of the season ... set a career high in tackles ... also secured his career high in pass break ups again with one ... at Texas A&M (10/4): made his sixth career start ... at Florida (10/18): recorded his seventh straight start ... vs Texas(10/25): made his nineteenth straight start ... at Arkansas (11/1): earned a new career high in QB hurries ... vs Georgia (11/8): made his twenty-first straight start ... vs Ole Miss (11/28): tied career high in pass breakups for the second time this season ... Fifth on the team in tackles for this game

Career Highs

Tackles 10, vs Tennessee (09/27/2025)

Tackles for Loss 1.0, 2x, last at Georgia (10/12/2024)

Sacks 1.0, at Arizona State (09/07/2024)

QB Hurries 2, at Arkansas (11/1/2025)

Pass Breakups 1, 5x last vs Ole Miss (11/28/2025))

Forced Fumble 1, vs. West Virginia (09/04/2024)*

Fumble Recoveries 1, Florida Atlantic (09/17/2024)^

*set at Maryland | ^ Set at UCF

Game-by-Game	GP/GS	UA	A	TOTAL	TFL-YDS	SACKS-YDS	FF	FR-YDS	INT-YDS	QBH	PBU
Southern Miss	1/1	0	3	3	0-0	0-0	0	0-0	0-0	0	0
Arizona State	1/1	0	7	7	0-0	0-0	0	0-0	0-0	1	0
Alcorn State	1/1	0	1	1	0-0	0-0	0	0-0	0-0	0	0
Northern Illinois	1/1	0	2	2	0-0	0-0	0	0-0	0-0	0	0
Tennessee	1/1	2	8	10	0-0	0-0	0	0-0	0-0	0	1
Texas A&M	1/1	2	2	4	0-0	0-0	0	0-0	0-0	0	0
Florida	1/1	1	1	2	0-0	0-0	0	0-0	0-0	0	0
Texas	1/1	2	0	2	0-0	0-0	0	0-0	0-0	0	0
Arkansas	1/1	1	2	3	0-0	0-0	0	0-0	0-0	2	0
Georgia	1/1	0	1	1	0-0	0-0	0	0-0	0-0	0	0
Missouri	1/0	1	0	1	0-0	0-0	0	0-0	0-0	1	0
Ole Miss	1/1	0	6	6	0-0	0-0	0	0-0	0-0	0	1
Wake Forest											

Career Defensive Stats	GP/GS	UA	A	TOTAL	TFL-YDS	PBU	FF	FR	BLK	SACKS	INT
2021 (MD)	8/3	17	6	23	1-1	0	1	0	0	0	0
2022 (UCF)	4/0	0	2	2	0-0	0	0	1	0	0	0
2024	12/11	10	46	56	5-11	2	0	0	0	1.5	0
2025	11/10	9	27	36	0-0	1	0	0	0	0	0
TOTALS	35/24	37	81	117	6-12	3	1	1	0	1.5	0

LINEBACKERS



#11 • Tyler Lockhart

Linebacker

6-2 • 225 • Fr.

Kilmichael, Miss. • Winona HS

• 2025 Freshman All-SEC, LB (Coaches')

2025 (True Freshman Season)
at Southern Miss (8/30): The only true freshman on defense to see the field in the opener ... Collected a career-high three tackles, all assists, in his first game at linebacker ... **vs Tennessee (9/27):** emerging as a true factor on the defense ... set a career high with six tackles ... tallied his first ever two pass breakups

Career Highs

Tackles 6, 2x, last at Texas A&M (10/04/2025)
QB Hurries 2, vs Tennessee (09/27/2025)

Game-by-Game

	GP/GS	UA	A	TOTAL	TFL-YDS	SACKS-YDS	FF	FR-YDS	INT-YDS	QBH	PBU
Southern Miss	1/0	0	3	3	0-0	0-0	0	0-0	0-0	0	0
Arizona State	DNP	--	--	--	--	--	--	--	--	--	--
Alcorn State	1/0	1	1	2	0-0	0-0	0	0-0	0-0	0	0
Northern Illinois	1/0	0	3	3	0-0	0-0	0	0-0	0-0	0	0
Tennessee	1/0	1	5	6	0-0	0-0	0	0-0	0-0	2	0
Texas A&M	1/0	3	3	6	0-0	0-0	0	0-0	0-0	0	0
Florida	1/0	0	0	0	0-0	0-0	0	0-0	0-0	0	0
Texas	1/0	0	0	0	0-0	0-0	0	0-0	0-0	0	0
Arkansas	1/0	0	2	2	0-0	0-0	0	0-0	0-0	0	0
Georgia	1/0	1	0	1	0-0	0-0	0	0-0	0-0	0	0
Missouri	1/0	2	3	5	0-0	0-0	0	0-0	0-0	0	0
Ole Miss	1/0	1	4	5	0-0	0-0	0	0-0	0-0	0	0
Wake Forest											

Career Defensive Stats

	GP/GS	UA	A	TOTAL	TFL-YDS	PBU	FF	FR	BLK	SACKS	INT
2025	12/0	9	24	33	0-0	2	0	0-0	0-0	0	0
TOTALS	12/0	9	24	33	0-0	2	0	0-0	0-0	0	0



#40 • Nic Mitchell

Linebacker

6-2 • 230 • RSr.

Jacksonville, Fla. • Mandarin HS

• 2025 SEC Defensive Player of the Week (Week 2 vs #12 Arizona State)

2025 (Redshirt Senior Season)
at Southern Miss (8/30): Extended his streak to 39 straight games played ... Collected five assisted tackles in the opener, building off a 2024 season where he logged three double-digit tackle performances ... **vs. Arizona State (9/6):** Had huge, game-saving tackle at the goal line on third down with less than 2-minutes to play to help State hold ASU to a field goal and give State's offense the ball back to score the game-winning touchdown ... **vs Alcorn State (9/13):** Earned his first career fumble recovery ... Tied for second on the team in tackles (4) ... **vs Northern Illinois (9/20):** was a part of the first tackle for loss of his season ... **at Texas A&M (10/4):** third time this season with 5 or more tackles ... sixth straight start of the season ... reached 125 career tackles ... **at Florida (10/18):** started his seventh fame in a row ... was tied for second on the team in tackles during the game ... **vs Texas (10/25):** second on the team in tackles ... was a part of his first sack in his career ... set a new career high in tackles for loss ... **at Arkansas (11/1):** started his 20th game in a row for State ... recorded his first ever full sack in a game ... second game in a row with a tackle for loss ... tied his career high in QB hurries ... second on the team in tackles with 10 ... **vs Georgia (11/8):** Started his 21st game in a ro for State ... made it past the 150 career tackles mark ... **at Missouri (11/15):** tallied his second career interception ... Second player since 2005, to have two tackles for loss, a sack, and an interception twice in two different games in their career ... **vs Ole Miss (11/28):** seventh game in a row with six or more tackles ... tied career high in QB hurries ... started his 12th straight game at MIKE

Career Highs

Tackles 11, vs. Missouri (11/23/2024)
Tackles For Loss 2.0, at Missouri (11/15/2025)
Interceptions 1, 2x last at Missouri (11/15/2025)
QB Hurries 1, 3x, last vs Ole Miss (11/28/2025)
Pass Breakups 1, 2x, last vs. Arkansas (10/26/2024)
Fumble Recoveries 1, vs Alcorn State (9/13/2025)
Sacks 1.0, 2x last at Missouri (11/15/2025)

Game-by-Game

	GP/GS	UA	A	TOTAL	TFL-YDS	SACKS-YDS	FF	FR-YDS	INT-YDS	QBH	PBU
Southern Miss	1/1	0	5	5	0-0	0-0	0	0-0	0-0	0	0
Arizona State	1/1	0	9	9	0-0-0	0-0	0	0-0	0-0	0	0
Alcorn State	1/1	0	4	4	0-0	0-0	0	1-1	0-0	0	0
Northern Illinois	1/1	1	2	3	0.5-1	0-0	0	0-0	0-0	0	0
Tennessee	1/1	0	2	2	0-0	0-0	0	0-0	0-0	0	0
Texas A&M	1/1	0	7	7	0-0	0-0	0	0-0	0-0	0	0
Florida	1/1	1	5	6	0-0	0-0	0	0-0	0-0	0	0
Texas	1/1	3	4	7	1.5-13	0.5-4	0	0-0	0-0	0	0
Arkansas	1/1	3	7	10	1.0-8	1.0-8	0	0-0	0-0	1	0
Georgia	1/1	0	6	6	0-0	0-0	0	0-0	0-0	0	0
Missouri	1/1	3	3	6	2.0-13	1-10	0	0-0	1-12	0	0
Ole Miss	1/1	2	5	7	0-0	0-0	0	0-0	0-0	1	0
Wake Forest											

Career Defensive Stats

	GP/GS	UA	A	TOTAL	TFL-YDS	PBU	FF	FR	BLK	SACKS	INT
2021	2/0	0	3	3	0-0	0	0	0	0	0	0
2022	13/0	3	2	5	0-0	0	0	0	0	0	0
2023	12/0	1	6	7	0-0	0	0	0	0	0	0
2024	12/12	24	56	80	3-12	2	0	0	0	0	1
2025	12/12	13	59	72	5-35	0	0	1	0	2.5	1
TOTALS	51/24	41	126	167	8-47	2	0	1	0	2.5	2

LINEBACKERS



#10 • Jalen Smith

Linebacker
6-2 • 230 • RSo.
Grayson, Ga. • Grayson HS (Tennessee)

- 2025 Butkus Award Preseason Watch List
- 2024 Freshman All-SEC

2025 (Redshirt Sophomore Season)
at Southern Miss (8/30): Earned seven total tackles (three solo, four assisted) against Southern Miss ... His seven stops were tied for the most by a Mississippi State newcomer in the season opener ... **at Texas A&M (10/4):** tied his high for tackles at State with seven ... **vs Texas (10/25):** tallied his first career QB hurry ... **at Arkansas (11/1):** tied his career high in QB hurries ... recorded his first ever pass break up ... **at Missouri (11/15):** recorded a season high in tackles for loss this season.

Career Highs

Tackles 9, vs. Kentucky (11/02/2024)*
Tackles for Loss 1.5, vs. UTEP (11/23/2024)*
QB Hurries 1, 2x, last at Arkansas(11/01/2025)
Pass Breakups 1, at Arkansas (11/01/2025)
*set Tennessee

Game-by-Game

	GP/GS	UA	A	TOTAL	TFL-YDS	SACKS-YDS	FF	FR-YDS	INT-YDS	QBH	PBU
Southern Miss	1/0	3	4	7	0-0	0-0	0	0-0	0-0	0	0
Arizona State	1/0	0	5	5	0.5-1	0-0	0	0-0	0-0	0	0
Alcorn State	1/0	0	1	1	0-0	0-0	0	0-0	0-0	0	0
Northern Illinois	1/0	1	3	4	0-0	0-0	0	0-0	0-0	0	0
Tennessee	1/0	0	4	4	0-0	0-0	0	0-0	0-0	0	0
Texas A&M	1/0	5	2	7	0-0	0-0	0	0-0	0-0	0	0
Florida	1/0	0	0	0	0-0	0-0	0	0-0	0-0	0	0
Texas	1/0	1	3	4	0-0	0-0	0	0-0	0-0	1	0
Arkansas	1/0	1	2	3	0-0	0-0	0	0-0	0-0	1	1
Georgia	1/0	0	4	4	0-0	0-0	0	0-0	0-0	0	0
Missouri	1/0	2	3	5	1.0-2	0-0	0	0-0	0-0	0	0
Ole Miss	1/0	0	1	1	0-0	0-0	0	0-0	0-0	0	0
Wake Forest											

Career Defensive Stats

	GP/GS	UA	A	TOTAL	TFL-YDS	PBU	FF	FR	BLK	SACKS	INT
2023 (TENN)	5/0	3	1	4	0-0	0	0	0	0	0	0
2024 (TENN)	12/0	13	21	34	1.5-3	0	0	0	0	0	0
2025	12/0	12	32	45	1.5-3	1	0	0	0	0	0
TOTALS	29/0	29	54	83	3-6	1	0	0	0	0	0



#8 • Malick Sylla

Linebacker
6-6 • 255 • Sr.
Katy, Texas • Katy HS (Texas A&M)

Name Pronunciation: *Malick Sylla* = muh-LEEK SILL-uh

2025 (Senior Season)
at Southern Miss (8/30): Set a career high with six tackles (three solo, three assisted) in the win over Southern Miss, while also recording his first career pass breakup ... **vs Northern Illinois (9/20):** Tied his career high in tackles for loss and QB hurries ... **vs Tennessee (9/27):** continued to apply pressure to the quarterback with two QB hurries ... **vs Texas (10/25):** led the team in tackles for loss ... first player in three years to have thre tackles for loss in a game ... set a career high in tackles for loss ... **at Arkansas (11/1):** extended his streak of games with a tackle for loss to two ... recorded his first sack of the season ... **at Missouri (11/15):** recorded his first ever fumble recovery in his career ... **vs Ole Miss (11/28):** tied his career high in pass breakups

Career Highs

Tackles 6, at Southern Miss (08/30/2025)
Tackles for Loss 3, vs Texas (10/25/2025)
Sacks 2.0, vs. New Mexico State (11/16/2024)*
QB Hurries 2, vs Tennessee (09/27/2025)
Pass Breakup 1, vs Ole Miss (11/28/2025)
Fumble Recoveries 1, at Missouri (11/15/2025)
*set Texas A&M

Game-by-Game

	GP/GS	UA	A	TOTAL	TFL-YDS	SACKS-YDS	FF	FR-YDS	INT-YDS	QBH	PBU
Southern Miss	1/0	3	3	6	0-0	0-0	0	0-0	0-0	0	1
Arizona State	1/0	0	4	4	0-0	0-0	0	0-0	0-0	0	1
Alcorn State	1/0	0	2	2	0.5-1	0-0	0	0-0	0-0	0	0
Northern Illinois	1/0	1	1	2	1.0-1	0-0	0	0-0	0-0	1	0
Tennessee	1/0	0	1	1	0-0	0-0	0	0-0	0-0	2	0
Texas A&M	1/0	0	1	1	0-0	0-0	0	0-0	0-0	0	0
Florida	1/0	0	2	2	0-0	0-0	0	0-0	0-0	0	0
Texas	1/0	3	2	5	3-4	0-0	0	0-0	0-0	1	0
Arkansas	1/0	1	2	3	1.5-7	1-6	0	0-0	0-0	0	0
Georgia	1/0	0	0	0	0-0	0-0	0	0-0	0-0	0	0
Missouri	1/1	0	0	0	0-0	0-0	0	1-0	0-0	0	0
Ole Miss	1/0	1	3	4	0-0	0-0	0	0-0	0-0	0	1
Wake Forest											

Career Defensive Stats

	GP/GS	UA	A	TOTAL	TFL-YDS	PBU	FF	FR	BLK	SACKS	INT
2022 (TAMU)	12/0	5	1	6	1-6	0	0	0	0	1	0
2023 (TAMU)	13/1	12	2	14	2-7	0	0	0	0	1	0
2024 (TAMU)	8/0	4	2	6	3-18	0	0	0	0	2	0
2025	12/1	9	21	30	6-13	2	0	1	0	1	0
TOTALS	45/2	30	26	56	12-40	2	0	1	0	5	0

LINEBACKERS



#7 • Zakari Tillman

Linebacker

6-2 • 235 • Jr.

Florence, Miss. • Florence HS

Name Pronunciation: *Zakari* = ZUH-car-E

2025 (Junior Season)
at Southern Miss (8/30): logged at least one tackle in 13 consecutive games dating back to the 2023 season ... **vs Arizona State (9/6):** Earned a new career high of seven tackles in the Bulldogs victory over the Sun Devils ... **vs Tennessee (9/27):** Registered his first sack of the season ... Secured a pivotal interception in the fourth quarter ... led the team in tackles for loss with two ... tied for second on the team in tackles during the game ... **at Texas A&M (10/4):** third game this season with a tackle for loss ... **at Florida (10/18):** earned another start to make it his seventh in a row ... **at Arkansas (11/1):** recorded his first forced fumble of the year ... **at Missouri (11/15):** tied his career high in QB hurries ... tied his career high in pass breakups

Career Highs

Tackles	7, vs. Arizona State (09/06/2025)
Tackles for Loss	2.0, 2x, Last vs Tennessee (09/27/2025)
Sacks	2.0, at Ole Miss (11/29/2024)
QB Hurries	1, 2x, Last at Missouri (11/15/2025)
Interceptions	1, 2x, Last vs Tennessee (09/27/2025)
Pass Breakups	1, 2x, last at Missouri (11/15/2025)
Forced Fumble	1, 2x, last at Arkansas (11/01/2025)
Fumble Recoveries	1, at Texas (09/28/2024)

Game-by-Game

	GP/GS	UA	A	TOTAL	TFL-YDS	SACKS-YDS	FF	FR-YDS	INT-YDS	QBH	PBU
Southern Miss	1/1	0	3	3	0-0	0-0	0	0-0	0-0	0	0
Arizona State	1/1	0	7	7	0.5-1	0-0	0	0-0	0-0	1	0
Alcorn State	1/1	0	3	3	0-0	0-0	0	0-0	0-0	0	0
Northern Illinois	1/1	0	4	4	0-0	0-0	0	0-0	0-0	0	0
Tennessee	1/1	4	2	6	2.0-8	1-7	0	0-0	1-26	1	0
Texas A&M	1/1	1	3	4	0.5-0	0-0	0	0-0	0-0	0	0
Florida	1/1	0	1	1	0-0	0-0	0	0-0	0-0	0	0
Texas	1/0	0	3	3	0-0	0-0	0	0-0	0-0	0	0
Arkansas	1/0	5	2	7	0-0	0-0	1	0-0	0-0	0	0
Georgia	1/1	1	1	2	0-0	0-0	0	0-0	0-0	0	0
Missouri	1/1	3	0	3	0-0	0-0	0	0-0	0-0	1	1
Ole Miss	1/1	1	3	4	0-0	0-0	0	0-0	0-0	0	0
Wake Forest											

Career Defensive Stats

	GP/GS	UA	A	TOTAL	TFL-YDS	PBU	FF	FR	BLK	SACKS	INT
2023	11/0	1	4	5	0-0	0	0	0	0	0	0
2024	12/1	17	13	30	3.5-18	2	1	1	1	3.5	1
2025	12/10	14	31	45	3-9	1	1	0	0	1	1
TOTALS	34/10	30	48	80	6.5-27	3	2	1	1	4.5	2

DEFENSIVE BACKS



#4 • DeAg Brumfield

Cornerback
6-0 • 190 • RSr.
Cincinnati, Ohio • La Salle HS (Memphis)

2025 (Redshirt Senior Season)
at Southern Miss (8/30): Earned his third multi-pass breakup game of his career against USM, his first since the 2023 season at Memphis ... vs Arizona State (9/6): Tied his career high with 7 tackles while also recording 1 pass breakup in the victory over ASU ... vs Alcorn State (9/13): Tallied an interception in the first quarter, second career INT ... Extended the bulldogs turnover in a game streak to three ... vs Northern Illinois (9/20): Set a career high with his first career QB hurry ... at Texas A&M (10/4): made his sixth consecutive start ... reached 50 career solo tackles at Florida (10/18): tallied his second most tackles in agame ... started his seventh game in a row ... at Arkansas (11/1): started his ninth consecutive game ... vs Georgia (11/8): started his tenth game in a row ... at Missouri (11/15): started his eleventh game in a row ... vs Ole Miss (11/28): started his twelfth game in a row

Career Highs

Tackles 7, 2x, last vs. Arizona State (09/-6/2025)
Tackles for Loss 1.0, 3x, last at Temple (11/24/2023)*
Pass Breakups 5, at Arkansas State (9/9/2023)*
Interceptions 1, 2x, last vs Alcorn State (09/13/2025)
Forced Fumbles 1, at Arkansas State (9/9/2023)*

* Set at Memphis

Game-by-Game

	GP/GS	UA	A	TOTAL	TFL-YDS	SACKS-YDS	FF	FR-YDS	INT-YDS	QBH	PBU
Southern Miss	1/1	0	0	0	0-0	0-0	0	0-0	0-0	0	2
Arizona State	1/1	5	2	7	0.5-1	0-0	0	0-0	0-0	0	1
Alcorn State	1/1	0	1	1	0-0	0-0	0	0-0	1-11	0	0
Northern Illinois	1/1	2	2	4	0.5-1	0-0	0	0-0	0-0	1	0
Tennessee	1/1	3	1	4	0-0	0-0	0	0-0	0-0	0	0
Texas A&M	1/1	1	0	1	0-0	0-0	0	0-0	0-0	0	0
Florida	1/1	5	0	5	0-0	0-0	0	0-0	0-0	0	1
Texas	1/1	2	1	3	0-0	0-0	0	0-0	0-0	0	0
Arkansas	1/1	0	0	0	0-0	0-0	0	0-0	0-0	0	0
Georgia	1/1	1	2	3	0-0	0-0	0	0-0	0-0	0	0
Missouri	1/1	0	2	2	0-0	0-0	0	0-0	0-0	0	0
Ole Miss	1/1	1	2	3	0-0	0-0	0	0-0	0-0	0	0
Wake Forest											

Career Defensive Stats

	GP/GS	UA	A	TOTAL	TFL-YDS	PBU	FF	FR	BLK	SACKS	INT
2023	13/12	33	9	42	3-5	10	1	0	0	0	0
2024	4/2	6	8	14	0.5-1	2	0	0	0	0	1
2025	12/12	20	13	33	1-2	4	0	0	0	0	1
TOTALS	29/26	59	27	89	4.5-7	16	1	0	0	0	2



#24 • Elijah Cannon

Cornerback
6-0 • 180 • RFr.
Coconut Creek, Fla. • Coconut Creek HS

2025 (Redshirt Freshman Season)
At Arkansas (11/1): recorded his first stats of the season.

Career Highs

Tackles 2, vs. Toledo (09/14/2024)
Interceptions 1, vs. Eastern Kentucky (08/31/2024)

Game-by-Game

	GP/GS	UA	A	TOTAL	TFL-YDS	SACKS-YDS	FF	FR-YDS	INT-YDS	QBH	PBU
Southern Miss	DNP	--	--	--	--	--	--	--	--	--	--
Arizona State	1/0	0	0	0	0-0	0-0	0	0-0	0-0	0	0
Alcorn State	1/0	0	0	0	0-0	0-0	0	0-0	0-0	0	0
Northern Illinois	1/0	0	0	0	0-0	0-0	0	0-0	0-0	0	0
Tennessee	DNP	--	--	--	--	--	--	--	--	--	--
Texas A&M	DNP	--	--	--	--	--	--	--	--	--	--
Florida	DNP	--	--	--	--	--	--	--	--	--	--
Texas	1/0	0	0	0	0-0	0-0	0	0-0	0-0	0	0
Arkansas	1/0	0	1	1	0-0	0-0	0	0-0	0-0	0	0
Georgia	1/0	0	0	0	0-0	0-0	0	0-0	0-0	0	0
Missouri	1/0	0	0	0	0-0	0-0	0	0-0	0-0	0	0
Ole Miss	1/0	0	0	0	0-0	0-0	0	0-0	0-0	0	0
Wake Forest											

Career Defensive Stats

	GP/GS	UA	A	TOTAL	TFL-YDS	PBU	FF	FR	BLK	SACKS	INT
2024	4/0	1	3	4	0-0	0	0	0	0	0	1
2025	8/0	0	1	1	0-0	0	0	0	0	0	0
TOTALS	12/0	1	4	5	0-0	0	0	0	0	0	1



#20 • Jett Jefferson

Cornerback
6-1 • 190 • Jr.
Tylertown, Miss. • Parklane Academy (East Central CC)

2025 (Junior Season)
vs Northern Illinois (9/20): Made his collegiate debut ... at Florida (10/18): set a new career high in tackles.

Career Highs

Tackles 4, at Florida (10/18/2025)

Game-by-Game

	GP/GS	UA	A	TOTAL	TFL-YDS	SACKS-YDS	FF	FR-YDS	INT-YDS	QBH	PBU
Southern Miss	DNP	--	--	--	--	--	--	--	--	--	--
Arizona State	DNP	--	--	--	--	--	--	--	--	--	--
Alcorn State	DNP	--	--	--	--	--	--	--	--	--	--
Northern Illinois	1/0	1	2	3	0-0	0-0	0	0-0	0-0	0	0
Tennessee	1/0	0	2	2	0-0	0-0	0	0-0	0-0	0	0
Texas A&M	1/0	1	0	1	0-0	0-0	0	0-0	0-0	0	0
Florida	1/0	3	1	4	0-0	0-0	0	0-0	0-0	0	0
Texas	DNP	--	--	--	--	--	--	--	--	--	--
Arkansas	DNP	--	--	--	--	--	--	--	--	--	--
Georgia	DNP	--	--	--	--	--	--	--	--	--	--
Missouri	DNP	--	--	--	--	--	--	--	--	--	--
Ole Miss	DNP	--	--	--	--	--	--	--	--	--	--
Wake Forest											

Career Defensive Stats

	GP/GS	UA	A	TOTAL	TFL-YDS	PBU	FF	FR	BLK	SACKS	INT
2025	4/0	5	5	10	0-0	0	0	0	0	0	0
TOTALS	4/0	5	5	10	0-0	0	0	0	0	0	0

DEFENSIVE BACKS



#1 • Kelley Jones

Cornerback

6-4 • 195 • RSo.

Clarksdale, Miss. • Clarksdale HS

- 2025 CBS Top 150 Players (#147)
- 2025 All-SEC First Team, DB (PFSN)
- 2025 All-SEC Third Team, DB (Coaches')

2025 (Redshirt Sophomore Season)
Kelley has played 118 snaps at corner and has only been targeted 12 times this season ... Has only allowed two receptions ... Has not committed a penalty ... Ranks third in the SEC in coverage grade this season (81.1) according to PFF ... He has allowed the fewest receptions among all SEC corners that have been targeted at least 12 times ... **at Southern Miss (8/30):** Opened the year with a strong showing against Southern Miss, posting a career-high two pass breakups along with two tackles ... **vs Arizona State (9/6):** Collected six tackles, Personal high in a game since Florida (9/21/24) ... **vs Alcorn State (9/13):** Was only targeted one time all game ... **at Texas A&M (10/4):** secured his first career interception ... extended the Bulldogs interception streak to six games ... **at Florida (10/18):** led the team in pass breakups ... **vs Texas (10/15):** secured his second interception of the season ... started his eighth straight game ... tied his career high in pass breakup for the third time this year ... **at Arkansas (11/1):** extended his pass breakup streak to three games in a row ... **vs Georgia (11/8):** tied his career high in pass break ups ... recorded his fourth game this season with more than one pass breakup ... **at Missouri (11/15):** starter his eleventh game in a row ... **vs Ole Miss (11/28):** started his twelfth game in a row

Career Highs
Tackles 7, vs. Florida (09/21/2024)
Pass Breakups 2, 4x, vs Georgia (11/08/2025)
Fumble Recoveries 1, vs. Florida (09/21/2024)
Interceptions 1, 2x, last vs Texas (10/25/2025)

Game-by-Game	GP/GS	UA	A	TOTAL	TFL-YDS	SACKS-YDS	FF	FR-YDS	INT-YDS	QBH	PBU
Southern Miss	1/1	1	1	2	0-0	0-0	0	0-0	0-0	0	2
Arizona State	1/1	1	5	6	0-0	0-0	0	0-0	0-0	0	1
Alcorn State	1/1	0	1	1	0-0	0-0	0	0-0	0-0	0	0
Northern Illinois	1/1	0	2	2	0-0	0-0	0	0-0	0-0	0	0
Tennessee	1/1	2	0	2	0-0	0-0	0	0-0	0-0	0	0
Texas A&M	1/1	1	0	1	0-0	0-0	0	0-0	1-8	0	1
Florida	1/1	0	0	0	0-0	0-0	0	0-0	0-0	0	2
Texas	1/1	2	1	3	0-0	0-0	0	0-0	1-25	0	2
Arkansas	1/1	3	2	5	0-0	0-0	0	0-0	0-0	0	1
Georgia	1/1	1	1	2	0-0	0-0	0	0-0	0-0	0	2
Missouri	1/1	3	0	3	0-0	0-0	0	0-0	0-0	0	0
Ole Miss	1/1	3	0	3	0-0	0-0	0	0-0	0-0	0	0
Wake Forest											

Career Defensive Stats	GP/GS	UA	A	TOTAL	TFL-YDS	PBU	FF	FR	BLK	SACKS	INT
2023	3/0	--	--	--	--	--	--	--	--	--	--
2024	11/4	13	16	29	0-0	1	0	1	0	0	0
2025	12/12	17	13	30	0-0	11	0	0	0	0	2
TOTALS	26/16	30	29	59	0-0	12	0	1	0	0	2



#26 • Dwight Lewis III

Cornerback

6-1 • 195 • RSr.

Fairborn, Ohio • Fairborn HS (Marian University)

2025 (Redshirt Senior Season)
at Southern Miss (8/30): Made his Mississippi State debut in the opener, contributing two assisted tackles ... **vs Alcorn State (9/13):** Recovered his first career fumble and returned it for 33 yards ... Tied his career high in tackles ... Recorded his first pass break up ... **vs Georgia (11/8):** tallied a new career high in tackles.

Career Highs
Tackles 3, vs Georgia (11/08/2025)
Fumble Recoveries 1, vs Alcorn State (09/13/2025)
Pass Break-ups 1, vs Alcorn State (09/13/2025)

Game-by-Game	GP/GS	UA	A	TOTAL	TFL-YDS	SACKS-YDS	FF	FR-YDS	INT-YDS	QBH	PBU
Southern Miss	1/0	0	2	2	0-0	0-0	0	0-0	0-0	0	0
Arizona State	1/0	0	0	0	0-0	0-0	0	0-0	0-0	0	0
Alcorn State	1/0	2	0	2	0-0	0-0	0	1-33	0-0	0	1
Northern Illinois	1/0	0	0	0	0-0	0-0	0	0-0	0-0	0	0
Tennessee	1/0	0	0	0	0-0	0-0	0	0-0	0-0	0	0
Texas A&M	1/0	0	0	0	0-0	0-0	0	0-0	0-0	0	0
Florida	1/0	1	0	1	0-0	0-0	0	0-0	0-0	0	0
Texas	1/0	2	0	2	0-0	0-0	0	0-0	0-0	0	0
Arkansas	1/0	0	0	0	0-0	0-0	0	0-0	0-0	0	0
Georgia	1/0	3	0	3	0-0	0-0	0	0-0	0-0	0	0
Missouri	1/0	0	0	0	0-0	0-0	0	0-0	0-0	0	0
Ole Miss	1/0	0	0	0	0-0	0-0	0	0-0	0-0	0	0
Wake Forest											

Career Defensive Stats	GP/GS	UA	A	TOTAL	TFL-YDS	PBU	FF	FR	BLK	SACKS	INT
2025	12/0	8	2	10	0-0	0	0	1-33	0-0	0	0
TOTALS	12/0	8	2	10	0-0	1	0	1-33	0-0	0	0



#15 • Jayven Williams

Cornerback

6-2 • 185 • RJr.

Mobile, Ala. • Baker HS (Kennesaw State)

2025 (Redshirt Junior Season)
vs Arizona State(9/6): Grabbed his first interception as a Bulldog in the second quarter ... **vs Alcorn State(9/13):** Recorded his first pass break up of the season ... Earned one of the two forced fumbles in the game ... **vs Northern Illinois (9/20):** secured one tackle for loss ... also forced a fumble for the second game in a row ... **vs Tennessee (9/27):** tallied a career high with three tackles against a top 15 team ... **at Arkansas (11/1):** recorded his first QB hurry in his career ... **vs Georgia (11/8):** tied his career high in tackles.

Career Highs
Tackles 3, 2x, last vs Georgia (11/08/2025)
Forced Fumbles 1, 2x, last vs. Northern Illinois (09/20/2025)
Tackles for Loss 1, vs Nothern Illinois (09/20/2025)
QB Hurries 1, at Arkansas (11/01/2025)

Game-by-Game	GP/GS	UA	A	TOTAL	TFL-YDS	SACKS-YDS	FF	FR-YDS	INT-YDS	QBH	PBU
Southern Miss	1/0	0	1	1	0-0	0-0	0	0-0	0-0	0	0
Arizona State	1/0	0	1	1	0-0	0-0	0	0-0	1-4	0	0
Alcorn State	1/0	1	1	2	0-0	0-0	1	0-0	0-0	0	1
Northern Illinois	1/0	1	0	1	1.0-4	0-0	1	0-0	0-0	0	0
Tennessee	1/0	1	2	3	0-0	0-0	0	0-0	0-0	0	0
Texas A&M	1/0	2	1	3	0-0	0-0	0	0-0	0-0	0	0
Florida	1/0	1	0	1	0-0	0-0	0	0-0	0-0	0	0
Texas	1/0	1	0	1	0-0	0-0	0	0-0	0-0	0	0
Arkansas	1/0	0	1	1	0-0	0-0	0	0-0	0-0	1	0
Georgia	1/0	2	1	3	0-0	0-0	0	0-0	0-0	0	0
Missouri	1/0	0	0	0	0-0	0-0	0	0-0	0-0	0	0
Ole Miss	1/0	1	0	1	0-0	0-0	0	0-0	0-0	0	0
Wake Forest											

Career Defensive Stats	GP/GS	UA	A	TOTAL	TFL-YDS	PBU	FF	FR	BLK	SACKS	INT
2022 (KSU)	11/1	1	0	1	0-0	0	0	0	0	0	0
2023 (KSU)	4/3	18	5	23	2.5-7	3	0	0	0	0.5	0
2024 (KSU)	10/1	16	13	29	1.5-4	4	1	0	0	1.5	1
2025	12/0	9	8	17	1.0-4	1	2	0	0	0	1
TOTALS	37/6	44	25	69	5-15	8	3	0	0	2	2

SAFETY



#3 • Brylan Lanier

Safety

6-1 • 190 • RSr.

Tuscaloosa, Ala. • Paul W. Bryant HS (East Mississippi CC)

Name Pronunciation: *Brylan Lanier* = BRY-lynn Luh-near

2025 (Redshirt Senior Season)
at Southern Miss (8/30): Opened the season with six tackles and his second career interception against Southern Miss ... **vs Tennessee (9/27):** earned his first Pass breakup of the season ... **at Florida (10/18):** Led the team in tackles with 8 ... first two interception game in his career ... recorded his first sack of his career ... Just the second State player since 1995 to record two interceptions and have a sack in the same game, since Jett Johnson in 2023 ... **vs Texas (10/25):** Earned his 100th tackle ... **vs Georgia (11/8):** tied his career high in tackles for loss ... **at Missouri (11/15):** started his sixth game in a row this season ... **vs Ole Miss (11/28):** tied for second on the team in tackles ... started his seventh game in a row

Career Highs

Tackles 9, vs. Toledo (09/14/2024)
Tackles For Loss 1.0, 5x, last vs Georgia (11/08/2025)
Sacks 1.0, 2x last at Florida (10/18/2025)
Interceptions 2, at Florida (10/18/2025)
Pass Breakups 1, vs Tennessee (09/27/2025)

Game-by-Game

	GP/GS	UA	A	TOTAL	TFL-YDS	SACKS-YDS	FF	FR-YDS	INT-YDS	QBH	PBU
Southern Miss	1/1	2	4	6	0-0	0-0	0	0-0	1-0	0	0
Arizona State	1/0	1	2	3	0.5-0	0-0	0	0-0	0-0	0	0
Alcorn State	1/0	1	1	2	0-0	0-0	0	0-0	0-0	0	0
Northern Illinois	1/0	1	4	5	0-0	0-0	0	0-0	0-0	0	0
Tennessee	1/0	1	3	4	0-0	0-0	0	0-0	0-0	0	1
Texas A&M	1/1	4	0	4	0-0	0-0	0	0-0	0-0	0	0
Florida	1/1	7	1	8	2.0-7	1-7	0	0-0	2-29	0	1
Texas	1/1	3	1	4	0-0	0-0	0	0-0	0-0	0	0
Arkansas	1/1	3	4	7	0-0	0-0	0	0-0	0-0	0	0
Georgia	1/1	6	1	7	1.0-1	0-0	0	0-0	0-0	0	0
Missouri	1/1	1	5	6	0-0	0-0	0	0-0	0-0	0	0
Ole Miss	1/1	6	3	9	0-0	0-0	0	0-0	0-0	0	0

Career Defensive Stats

	GP/GS	UA	A	TOTAL	TFL-YDS	PBU	FF	FR	BLK	SACKS	INT
2022 (IND)	11/0	8	3	11	1-13	0	0	0	0	1	0
2024	12/10	35	18	53	2-5	0	0	0	0	0	1
2025	12/8	36	29	65	3.0-5	2	0	0	0	1	3
TOTALS	35/18	79	50	129	6.0-23	2	0	0	0	2	4



#13 • Jahron Manning

Safety

5-10 • 195 • Sr.

New Orleans, La. • Brother Martin HS (Old Dominion)

Name Pronunciation: *Jahron* = Juh-Ron

- 2025 Shrine Bowl 1000
- 2024 Third Team All-Sun Belt Conference

2025 (Senior Season)
vs Arizona State (9/6): Matched the team lead with nine tackles in the victory over the #12 ranked team in the nation ... **vs Northern Illinois (9/20):** Broke 100 career tackles with 7 in the game ... led the team in ackles for the second straight game (7) ... **vs Tennessee (9/27):** Set a career high in pass breakups ... earned his first interception of the year in the third quarter ... tied for second on the team in tackles ... **at Texas A&M (10/4):** led the team in tackles ... first double digit tackle game of the season for the Bulldogs .. reached 125 career tackles ... **at Florida (10/18):** started his 3rd consecutive game ... leads the team in tackles on the season ... **vs Texas (10/25):** Led the team in tackles ... reached 60 tackles on the season ... racked up 2 tackles for loss for a new career high ... only the fourth player since 2005, to have 14+ tackles and two tackles for loss in the same game ... **at Arkansas (11/1):** started his fifth game in a row ... left early due to injury ... **vs Georgia (11/8):** earned one tackle for loss before leaving the game early due to injury ... **at Missouri (11/15):** started his seventh game in a row ... **vs Ole Miss (11/28):** started his eighth game in a row ... tied for second on the team in tackles

Career Highs

Tackles 14, 2x, last vs Texas (10/25/2025)
Tackles for Loss 2.0, vs Texas (10/25/2025)
Sacks 0.5, vs. James Madison (11/16/2025)*
Interceptions 2, vs. East Carolina (09/07/2024)*
Pass Breakups 3, vs Tennessee (9/27/2025)
*set at Old Dominion


Game-by-Game

	GP/GS	UA	A	TOTAL	TFL-YDS	SACKS-YDS	FF	FR-YDS	INT-YDS	QBH	PBU
Southern Miss	1/0	0	4	4	0-0	0-0	0	0-0	0-0	0	0
Arizona State	1/1	0	9	9	0-0	0-0	0	0-0	0-0	0	1
Alcorn State	1/0	0	1	1	0-0	0-0	0	0-0	0-0	0	0
Northern Illinois	1/0	2	5	7	0-0	0-0	0	0-0	0-0	0	0
Tennessee	1/1	1	5	6	0-0	0-0	0	0-0	1-21	0	3
Texas A&M	1/1	6	7	13	0-0	0-0	0	0-0	0-0	0	0
Florida	1/1	3	3	6	0-0	0-0	0	0-0	0-0	0	0
Texas	1/1	8	6	17	2-4	0-0	0	0-0	0-0	0	0
Arkansas	1/1	3	1	4	0-0	0-0	0	0-0	0-0	0	0
Georgia	1/1	5	1	6	1.0-1	0-0	0	0-0	0-0	0	0
Missouri	1/1	2	4	6	0-0	0-0	0	0-0	0-0	0	0
Ole Miss	1/1	3	6	9	0-0	0-0	0	0-0	0-0	0	0

Career Defensive Stats

	GP/GS	UA	A	TOTAL	TFL-YDS	PBU	FF	FR	BLK	SACKS	INT
2024 (ODU)	11/11	34	51	85	5.5-7	3	0	0	0	0.5	3
2025	12/9	33	52	85	3-1	4	0	0	0	0	1
TOTALS	23/20	67	103	170	8.5-12	7	0	0	0	0.5	4

SAFETY



#9 • Tony Mitchell

Safety

6-1 • 215 • Jr.

Alabaster, Ala. • Thompson HS (East Mississippi CC)

2025 (Junior Season)
vs Alcorn State (9/13): Earned his first career tackle for loss ... Set a new high for tackles in a game in his career ... **vs Tennessee (9/27):** notched a new career high with three tackles ... **at Texas A&M (10/4):** made his first career start for State ... **vs Georgia (11/8):** racked up his most tackles ever in a game ... only player to have multiple tackles for loss in the game ... set a new career high in tackles for loss ... **at Missouri (11/15):** second game in a row with a tackle for loss.

Career Highs

Tackles 6, vs Georgia (11/08/2025)
Tackles for loss 2, vs Georgia (11/08/2025)
*set at Alabama

Game-by-Game

	GP/GS	UA	A	TOTAL	TFL-YDS	SACKS-YDS	FF	FR-YDS	INT-YDS	QBH	PBU
Southern Miss	1/0	--	--	--	--	--	--	--	--	--	--
Arizona State	DNP	--	--	--	--	--	--	--	--	--	--
Alcorn State	1/0	2	0	2	1.0-3	0-0	0	0-0	0-0	0	0
Northern Illinois	1/0	0	0	0	0-0	0-0	0	0-0	0-0	0	0
Tennessee	1/0	2	1	3	0-0	0-0	0	0-0	0-0	0	0
Texas A&M	1/1	2	3	5	0-0	0-0	0	0-0	0-0	0	0
Florida	1/0	0	0	0	0-0	0-0	0	0-0	0-0	0	0
Texas	1/1	0	1	1	0-0	0-0	0	0-0	0-0	0	0
Arkansas	1/0	0	0	0	0-0	0-0	0	0-0	0-0	0	0
Georgia	1/0	3	3	6	2.0-8	0-0	0	0-0	0-0	0	0
Missouri	1/1	2	2	4	1.0-3	0-0	0	0-0	0-0	0	0
Ole Miss	1/0	2	2	4	0-0	0-0	0	0-0	0-0	0	0

Career Defensive Stats

	GP/GS	UA	A	TOTAL	TFL-YDS	PBU	FF	FR	BLK	SACKS	INT
2023 (BAMA)	7/0	0	1	1	0-0	0	0	0	0	0	0
2025	12/3	13	12	25	4.0-14	0	0	0	0	0	0
TOTALS	18/3	13	13	26	4.0-14	0	0	0	0	0	0



#2 • Isaac Smith

Safety / Linebacker

6-0 • 220 • Jr.

Fulton, Miss. • Itawamba Agricultural HS

- 2025 PFSN All-American (3rd Team)
- 2025 All-SEC First Team, S (PFSN)
- 2025 Chuck Bednarik Award Watch List
- 2025 SEC Coaches Preseason All-SEC
- 2025 SEC Media Days Preseason All-SEC (3rd Team, DB)
- 2024 All-SEC Second Team, DB (Coaches)

2025 (Junior Season)
at Southern Miss (8/30): Tied for the team lead with seven assisted tackles against Southern Miss ... **vs Arizona State (9/6):** recorded another game with eight tackles ... has recorded atleast five tackles in thirteen straight games ... **vs Alcorn State (9/13):** Recorded his first pass break up of the season ... First PBU of the season ... **vs Northern Illinois (9/20):** made his first career int in the endzone ... second on the team in tackles (6) ... **vs Tennessee (9/27):** recorded four tackles before exiting the game early with an injury ... **at Florida (10/18):** returned from injury ... earned his first career sack ... **vs Texas (10/25):** tied his career high in pass breakups ... **at Arkansas (11/1):** had his first double-digit tackle game this year ... tied his career high in pass breakups for the sixth time ... **vs Georgia (11/8):** earned his first ever fumble recovery in his career ... **vs Ole Miss (11/28):** the third player to have two twelve or more tackles in an Egg Bowl twice in their career since 1995 ... lead the team in tackles ... second double digit tackle game of the season

Career Highs

Tackles 20, at Tennessee (11/09/2024)
Tackles For Loss 1.0, 2x, last at Florida (10/18/2025)
Forced Fumbles 1, vs. Florida (09/21/2024)
Fumble Recoveries 6, vs Georgia (11/08/2025)
Pass Breakups 1, 6x, last at Arkansas (11/01/2025)
Interceptions 1, vs Northern Illinois (09/20/2025)
Sacks 1, at Florida (10/18/2025)

Game-by-Game

	GP/GS	UA	A	TOTAL	TFL-YDS	SACKS-YDS	FF	FR-YDS	INT-YDS	QBH	PBU
Southern Miss	1/1	0	7	7	0-0	0-0	0	0-0	0-0	0	0
Arizona State	1/1	1	7	8	0-0	0-0	0	0-0	0-0	0	0
Alcorn State	1/1	0	3	3	0-0	0-0	0	0-0	0-0	0	1
Northern Illinois	1/1	1	5	6	0-0	0-0	0	0-0	1-0	0	0
Tennessee	1/1	0	4	4	0-0	0-0	0	0-0	0-0	0	0
Texas A&M	DNP	--	--	--	--	--	--	--	--	--	--
Florida	1/1	4	2	6	1.0-4	1-4	0	0-0	0-0	0	0
Texas	1/0	1	3	4	0-0	0-0	0	0-0	0-0	0	1
Arkansas	1/1	3	8	11	0-0	0-0	0	0-0	0-0	0	1
Georgia	1/1	0	2	2	0-0	0-0	0	0-0	1-0	0	0
Missouri	DNP	--	--	--	--	--	--	--	--	--	--
Ole Miss	1/1	4	9	13	0-0	0-0	0	0-0	0-0	0	0

Career Defensive Stats

	GP/GS	UA	A	TOTAL	TFL-YDS	PBU	FF	FR	BLK	SACKS	INT
2023	12/0	6	9	15	0-0	0	0	0	0	0	0
2024	11/11	46	81	127	1.5-3	3	1	0	0	0	0
2025	10/9	14	50	64	1.0-4	3	0	1	0	1	1
TOTALS	33/20	67	140	206	2.5-7	6	1	1	0	1	1

SAFETY



#21 • Hunter Washington

Safety
5-11 • 200 • RSr.
Kyle, Texas • Katy HS (Florida State)

2025 (Redshirt Senior Season)
at Southern Miss (8/30): Opened the season with four tackles ... **vs Arizona State (9/6):** recorded an interception in the fourth quarter with 30 seconds left to ice the win for the Bulldogs ... **at Florida (10/18):** tied his career high in pass breakups ... **at Arkansas (11/1):** tied his career high in tackles ... recorded his first pass break up of the season.

Career Highs

Tackles 7, 3x, last at Arkansas (11/01/2025)
Tackles For Loss 1.0, at Georgia (10/12/2024)
Forced Fumbles 1, at Tennessee (11/09/2024)
Fumble Recovery 1, 2x, last at Tennessee (11/09/2024)
Interceptions 1, 2x last vs. Arizona State (09/06/2025)
Pass Breakups 1, 4x, last at Arkansas (11/01/2025)

Game-by-Game

	GP/GS	UA	A	TOTAL	TFL-YDS	SACKS-YDS	FF	FR-YDS	INT-YDS	QBH	PBU
Southern Miss	1/1	2	2	4	0-0	0-0	0	0-0	0-0	0	0
Arizona State	1/1	1	4	5	0-0	0-0	0	0-0	1-6	0	0
Alcorn State	1/1	1	1	2	0-0	0-0	0	0-0	0-0	0	0
Northern Illinois	1/1	2	3	5	0-0	0-0	0	0-0	0-0	0	0
Tennessee	1/1	1	3	4	0-0	0-0	0	0-0	0-0	0	0
Texas A&M	1/0	0	0	0	0-0	0-0	0	0-0	0-0	0	0
Florida	1/0	2	1	3	0-0	0-0	0	0-0	0-0	0	1
Texas	1/0	1	0	1	0-0	0-0	0	0-0	0-0	0	0
Arkansas	1/0	5	2	7	0-0	0-0	0	0-0	0-0	0	1
Georgia	1/0	1	4	5	0-0	0-0	0	0-0	0-0	0	0
Missouri	1/0	0	1	1	0-0	0-0	0	0-0	0-0	0	0
Ole Miss	1/0	0	0	0	0-0	0-0	0	0-0	0-0	0	0

Career Defensive Stats

	GP/GS	UA	A	TOTAL	TFL-YDS	PBU	FF	FR	BLK	SACKS	INT
2021 (FSU)	1/0	--	--	--	--	--	--	--	--	--	--
2022	9/0	1	2	3	0-0	0	0	0	0	0	0
2023	5/4	2	4	6	0-0	0	0	1	0	0	0
2024	12/12	26	29	55	1.5-5	2	1	1	0	0	1
2025	12/6	16	21	37	0-0	2	0	0	0	0	1
TOTALS	39/22	45	56	101	1.5-5	4	1	2	0	0	2

PUNTER



#88 • Ethan Pulliam

Punter (Lefty)

6-1 • 190 • RSo.

Starkville, Miss. • Starkville HS

Name Pronunciation: Pulliam = Pull-E-um

- 2025 The Sporting News Freshman All-American, P (2nd Team)
- 2025 Ray Guy Award Watch List
- 2025 The Sporting News Midseason All-American (Punter)

2025 (Redshirt Sophomore Season)
16 of his 40 punts on the season have gone for 50+ yards ... **at Southern Miss (8/30)**: Made his Mississippi State football debut against Southern Miss ... **vs. NIU (9/20)**: his 51-yard punt was his first career 50+ yard punt ... **vs. Tennessee (9/27)**: Had a career long 67-yard punt that was downed on the 1-yard line ... **Ole Miss (11/28)**: Has had a punt of over 50 yards in nine straight games.

Career Highs

Punts 7 at Texas A&M (10/04/2025)
Longest Punt 67 yards, vs. Tennessee (09/27/2025)

Game-by-Game

	GP	ATT	YDS	AVG	LNG	TB	FC	I20	50+	BLK
Southern Miss	1	2	82	41.0	47	0	1	0	0	0
Arizona State	1	2	89	44.5	45	0	0	1	0	0
Alcorn State	1	1	41	41	41	0	0	0	0	0
Northern Illinois	1	2	101	50.5	51	0	2	2	2	0
Tennessee	1	5	253	50.60	67	0	2	3	2	0
Texas A&M	1	7	319	45.57	61	0	1	1	4	0
Florida	1	2	103	51.50	54	0	0	0	1	0
Texas	1	6	302	50.33	58	0	0	2	3	0
Arkansas	1	1	52	52.00	52	0	1	0	1	0
Georgia	1	4	180	45.00	59	0	1	0	1	0
Missouri	1	4	176	44.00	52	0	3	0	1	0
Ole Miss	1	4	176	44.00	50	0	4	1	1	0
Wake Forest										

Career Punting Stats

	GP	ATT	YDS	LNG	AVG	TB	FC	I20	50+	BLK
2024	DNP	--	--	--	--	--	--	--	--	--
2025	12	40	1874	46.85	67	0	15	10	16	0
TOTALS	12	40	1874	46.85	67	0	15	10	16	0



#38 • Nathan Tiyce

Punter

6-5 • 230 • Fr.

Gerringong, Australia • Tocal College

Name Pronunciation: Tiyce = Tice

2025 (True Freshman Season)
1 of 13 FBS players currently playing who were born in the 90's ... **at Southern Miss (8/30)**: Made his Mississippi State football debut against Southern Miss ... **Texas (10/25)**: Had his first career 50 yard punt with a 54 yard punt that was downed on the 1-yard line.

Career Highs

Punts 3, vs. Arizona State (09/13/2025)
Longest Punt 54 yards, vs. Texas (10/25/2025)

Game-by-Game

	GP	ATT	YDS	AVG	LNG	TB	FC	I20	50+	BLK
Southern Miss	1	2	78	39.0	42	0	2	1	0	0
Arizona State	1	3	110	36.67	45	0	0	1	0	0
Alcorn State	1	0	0	0	0	0	0	0	0	0
Northern Illinois	1	1	21	21.00	21	0	0	0	0	0
Tennessee	DNP	--	--	--	--	--	--	--	--	--
Texas A&M	1	1	35	35.00	35	0	1	1	0	0
Florida	1	1	35	35.00	35	0	1	1	0	0
Texas	1	1	54	54.00	54	0	0	1	1	0
Arkansas	1	2	88	44.00	51	1	0	1	1	0
Georgia	1	1	47	47.00	47	0	1	1	0	0
Missouri	DNP	--	--	--	--	--	--	--	--	--
Ole Miss	DNP	--	--	--	--	--	--	--	--	--

Career Punting Stats

	GP	ATT	YDS	LNG	AVG	TB	FC	I20	50+	BLK
2025	9	12	468	54	39.0	1	5	7	2	0
TOTALS	9	12	468	54	39.0	1	5	7	2	0

KICKER



#80 • Kyle Ferrie

Kicker (Lefty)

6-1 • 205 • Jr.

Searcy, Ark. • Harding Academy

Name Pronunciation: Ferrie = Fairy

- 2023 SEC Freshman of the Week (Wk 12 vs. Southern Miss)
- 2023 SEC Freshman of the Week (Wk 1 vs. SE Louisiana)

2025 (Junior Season)

Has made 71 straight PATs, including all 43 in 2025 ... Drilled a 55-yard field goal against Southern Miss, breaking a 40-year-old program record held by Artie Cosby ... His previous long FG was just 49 yards set in 2023 ... Is the all-time leading scorer for kickers in Mississippi State history, is fourth overall in school history ... **vs. Southern Miss (8/30):** Kicked a career-long 55-yard field goal ... Set a new program record with his 55-yarder field goal ... **vs. Alcorn State (9/13):** Went 7-7 in PATs ... Third time in his career making at least six PATs in a game ... **vs. Tennessee (9/27):** His 51-yard field goal was his second career make over 50 yards, both coming this season ... Moved into the top 10 list all time for points for a Mississippi State player ... **at Texas A&M (10/4):** Connected on a 24 yard field goal to move him into 5th all-time in made field goals and 8th all-time in points by a Bulldog ... **at Florida (10/18):** Now sits 3rd in MSU history for made PATs ... **Texas (10/25):** His 24 yard made field goal was his 34th career make which ties him for 4th all-time in MSU history ... His eight points moves him within one point of 7th place in MSU history ... **at Arkansas (11/1):** Hit his 100th career PAT ... Ferrie moved into 7th place in MSU history in points scored ... His 35th career field goal make, moved him to 4th all-time in Bulldog kicker history ... **Georgia (11/8):** His 104th career PAT tied him with Westin Groves for second in Mississippi State history in made PATs ... **Ole Miss (11/28):** His 43 straight PAT makes this season was the most for a kicker in a single season in Bulldog history ... After scoring 7 points, Ferrie became the all-time leader in points by a kicker in MSU history.

Career Highs

Field Goal Attempts 4, vs. Southern Miss (11/18/2023)
Field Goals Made 4, vs. Southern Miss (11/18/2023)
Longest Field Goal 55, at Southern Miss (08/30/2024)
PATs Made 8, vs. Eastern Kentucky (08/31/2024)
PATs Attempted 8, vs. Eastern Kentucky (08/31/2024)

Game-by-Game	Field Goals / Extra Points							Kickoffs			
	GP	FGM	FGA	LNG	BLK	XPM	XPA	ATT	YDS	AVG	TB
Southern Miss	1	2	2	55	0	4	4	0	0	0	0
Arizona State	1	1	1	37	0	3	3	1	65	65	1
Alcorn State	1	0	0	0	0	7	7	0	0	0	0
Northern Illinois	1	1	1	48	0	5	5	0	0	0	0
Tennessee	1	2	3	51	0	4	4	7	455	65	7
Texas A&M	1	1	1	24	0	0	0	3	169	56	1
Florida	1	0	1	0	0	3	3	4	258	65	3
Texas	1	1	2	24	1	5	5	7	450	64	6
Arkansas	1	1	1	46	0	5	5	7	450	64	5
Georgia	1	0	0	0	0	3	3	4	256	64	2
Missouri	1	2	2	47	0	3	3	6	390	65	6
Ole Miss	1	2	2	40	0	1	1	5	324	64	4

Career Kicking Stats	Field Goals / Extra Points									Kickoffs		
	GP	FGM	FGA	LNG	PCT	BLK	XPM	XPA	ATT	YDS	AVG	TB
2023	12	16	22	49	73%	1	27	27	5	215	43	0
2024	12	10	12	47	83%	1	38	39	--	--	--	--
2025	12	13	16	55	81%	1	43	43	44	2817	64.0	35
TOTALS	36	39	50	55	78%	3	108	109	49	3032	61.9	35



#49 • Marlon Hauck

Kicker

6-3 • 195 • RJr.

Searcy, Ark. • Harding Academy

Name Pronunciation: Hauck = Hawk

2025 (Redshirt Junior Season)

vs. Southern Miss (8/30): Six kickoffs went for touchbacks ... **vs. Alcorn State (9/13):** Scored his first career points on the two made PATs ... Set new career mark with 586 total kickoff yards ... 6 of his 9 kickoffs went for touchbacks.

Career Highs

Kickoffs 9, 2x, last vs. Alcorn State (09/13/2025)
Total KO Yards 586, vs. Alcorn State (09/13/2025)
Touchbacks 6, 4x, last vs. Northern Illinois (09/20/2025)

Game-by-Game	Field Goals / Extra Points							Kickoffs			
	GP	FGM	FGA	LNG	BLK	XPM	XPA	ATT	YDS	AVG	TB
Southern Miss	1	0	0	0	0	0	0	7	455	65	6
Arizona State	1	0	0	0	0	0	0	4	248	62	1
Alcorn State	1	0	0	0	0	2	2	9	586	65	6
Northern Illinois	1	0	0	0	0	0	0	7	447	64	6
Tennessee	1	0	0	0	0	0	0	0	0	0	0
Texas A&M	1	0	0	0	0	0	0	0	0	0	0
Florida	1	0	0	0	0	0	0	0	0	0	0
Texas	1	0	0	0	0	0	0	0	0	0	0
Arkansas	1	0	0	0	0	0	0	0	0	0	0
Georgia	1	0	0	0	0	0	0	0	0	0	0
Missouri	1	0	0	0	0	0	0	0	0	0	0
Ole Miss	1	0	0	0	0	0	0	0	0	0	0

Career Kicking Stats	Field Goals / Extra Points								Kickoffs			
	GP	FGM	FGA	LNG	PCT	BLK	XPM	XPA	ATT	YDS	AVG	TB
2023	3	--	--	--	--	--	--	--	19	1212	63.8	8
2024	3	--	--	--	--	--	--	--	17	1081	63.6	10
2025	12	--	--	--	--	--	2	2	27	1736	64.3	19
TOTALS	18	--	--	--	--	--	2	2	63	4029	64.0	37



at Southern Miss / Aug. 30, 2025 / Carlisle-Faulkner Field at M.M. Roberts Stadium

Scoring Summary report Mississippi State vs Southern Miss (Aug 30, 2025) Date: Aug 30, 2025 Site: Hattiesburg, Mississippi Stadium: Carlisle-Faulkner Field at M.M. Roberts Stadium Attendance: 33485 Mississippi State (1-0) vs Southern Miss (0-1)

SCORE BY QUARTERS

Team	1st	2nd	3rd	4th	Total
Mississippi State	10	3	21	0	34
Southern Miss	3	7	0	7	17

SCORING SUMMARY

Qtr	Time	Scoring Play	V-H
1st	13:35	MSU - #8 S.Traore 55 yd pass from #2 B.Shapen (#80 K.Ferrie kick), 6-75, 01:25	7-0
1st	07:54	USM - #96 R.Harradine 43 yd FG, 4-1, 00:38	7-3
1st	03:35	MSU - #80 K.Ferrie 55 yd FG, 10-38, 04:19	10-3
2nd	09:32	USM - #6 M.Davis 3 yd pass from #1 B.Braxton (#96 R.Harradine kick), 12-81, 04:25	10-10
2nd	00:03	MSU - #80 K.Ferrie 30 yd FG, 15-63, 05:56	13-10
3rd	09:34	MSU - #24 F.Bothwell 6 yd rush (#80 K.Ferrie kick), 8-66, 03:10	20-10
3rd	04:57	MSU - #24 F.Bothwell 1 yd rush (#80 K.Ferrie kick), 11-67, 02:59	27-10
3rd	01:52	USM - #6 D.Booth 3 yd rush (#80 K.Ferrie kick), 9-42, 02:58	27-10
4th	00:33	USM - #21 T.Johnson 7 yd pass from #1 B.Braxton (#96 R.Harradine kick), 10-73, 04:16	34-17

TIME DETAILS
Kickoff time: 11:03 AM
End of Game: 02:33 PM
Total elapsed: 03:30

OFFICIALS
Referee: James Carter
Umpire: Trenton Crawford
Linesman: Jeffrey Mikus
Line judge: Chad Lorange
Back judge: Rob Vonckx
Field judge: Philip Davenport
Side judge: Victor Sanchez
Center judge: Andy Faust
Replay Official: Ken Switzer

WEATHER
Weather: Cloudy 74 F
Wind: North East 4 mph

Individual Statistics report Mississippi State vs Southern Miss (Aug 30, 2025) Date: Aug 30, 2025 Site: Hattiesburg, Mississippi Stadium: Carlisle-Faulkner Field at M.M. Roberts Stadium Attendance: 33485

FULL GAME

MISSISSIPPI STATE

RUSHING							
	No.	Gain	Loss	Net	TD	Lg	Avg
Davon Booth	16	80	1	79	1	16	4.9
Fluff Bothwell	10	44	1	43	2	11	4.3
Johnnie Daniels	4	28	0	28	0	13	7.0
Luke Kromenhoek	3	21	0	21	0	13	7.0
Storka Burnside	1	6	0	6	0	6	6.0
Blake Shapen	6	11	6	5	0	5	0.8
Kamario Taylor	1	3	0	3	0	3	3.0
Kolin Wilson	1	3	0	3	0	3	3.0
Totals:	42	196	8	188	3	16	4.5
PASSING							
	C-A-I	Yds	TD	Long	Sack		
Blake Shapen	26-34-1	270	1	55	1		
Luke Kromenhoek	1-3-0	7	0	7	0		
Totals:	27-37-1	277	1	55	1		
RECEIVING							
	TAR	No.	Yards	YAC	TD	Long	
Brenen Thompson	9	7	92	51	0	51	
Seydou Traore	6	5	77	80	1	55	
Anthony Evans III	4	4	36	23	0	19	
Johnnie Daniels	4	3	19	12	0	9	
Jordan Mosley	2	2	19	8	0	16	
Ayden Williams	3	2	17	12	0	10	
Davon Booth	1	1	12	15	0	12	
Markus Allen	3	1	7	0	0	7	
Ricky Johnson	1	1	2	5	0	2	
Xavier Gayten	2	1	-4	0	0	0	
Cam Thompson	1	0	0	0	0	0	
Storka Burnside	1	0	0	0	0	0	
Totals:	37	27	277	206	1	55	

PUNTING										
	No.	Yds	Avg	Long	In20	TB				
Nathan Tyce	2	78	39.0	42	1	0				
Ethan Pulliam	2	82	41.0	47	0	0				
Totals:	4	160	40.0	47	1	0				

RETURNS										
		Punt	Kickoff		Intercept					
No	Yds	Lg	No	Yds	Lg	No	Yds	Lg		
Anthony Evans III	2	0	0	0	0	0	0	0	0	0
Bryan Lanier	1	0	0	0	0	1	0	0	0	0
Totals:	3	0	0	0	0	1	0	0	0	0

FIELD GOALS		Qtr	Time	Dist	Result
Kyle Ferrie		1st	03:35	55	GOOD

KICKOFFS										
No.	Yards	Avg	TB	OB						
Marlon Hauck	7	455	65.0	6	0					

ALL-PURPOSE										
	Rush	Rcv	KR	PR	IR	Total				
Brenen Thompson	0	92	0	0	0	92				
Davon Booth	79	12	0	0	0	91				
Seydou Traore	0	77	0	0	0	77				
Johnnie Daniels	28	19	0	0	0	47				

FUMBLES
Mississippi State - Blake Shapen 1-0
Southern Miss - None



vs. #12/10 Arizona State / Sept. 6, 2025 / Davis Wade Stadium

Scoring Summary report Arizona St. vs Mississippi St. (Sep 06, 2025) Date: Sep 06, 2025 Site: - Stadium: Davis Wade Stadium at Scott Field Attendance: 50808 Arizona St. (1-1) vs Mississippi St. (2-0)

SCORE BY QUARTERS

Team	1st	2nd	3rd	4th	Total
Arizona St.	0	3	7	10	20
Mississippi St.	10	7	0	7	24

SCORING SUMMARY

Qtr	Time	Scoring Play	V-H
1st	13:51	MSU - #3 A.Evans III 48 yd pass from #2 B.Shapen (#80 K.Ferrie kick), 4-75, 01:09	0-7
1st	01:18	MSU - #80 K.Ferrie 37 yd FG, 13-45, 04:51	0-10
2nd	12:51	MSU - #0 B.Thompson 47 yd pass from #2 B.Shapen (#80 K.Ferrie kick), 2-47, 00:12	0-17
2nd	00:00	ASU - #35 J.Gomez 51 yd FG, 5-33, 00:32	3-17
3rd	10:34	ASU - #6 K.Udon 6 yd rush (#35 J.Gomez kick), 8-75, 04:26	10-17
4th	13:07	ASU - #0 J.Tyson 2 yd pass from #10 S.Leavitt (#35 J.Gomez kick), 9-49, 05:19	17-17
4th	01:38	ASU - #35 J.Gomez 18 yd FG, 17-95, 08:54	20-17
4th	00:30	MSU - #0 B.Thompson 58 yd pass from #2 B.Shapen (#80 K.Ferrie kick), 5-77, 01:03	20-24

TIME DETAILS
Kickoff time: 06:35 PM
End of Game: 10:05 PM
Total elapsed: 03:30

OFFICIALS
Referee: Henry Johns
Umpire: Roscoe Meisenheimer
Linesman: Robert Richeson
Line judge: Lawrence Doss
Back judge: Brian Ernest
Field judge: Matt Mills
Side judge: Chris Junjas
Center judge: Dan Scariano
Replay Official: Thomas Considine

WEATHER
Weather: Clear 74 F
Wind: North 3 mph

Individual Statistics report Arizona St. vs Mississippi St. (Sep 06, 2025) Date: Sep 06, 2025 Site: - Stadium: Davis Wade Stadium at Scott Field Attendance: 50808

FULL GAME

ARIZONA ST.

RUSHING									
	No.	Gain	Loss	Net	TD	Lg	Avg		
Raleek Brown	18	112	2	110	0	26	6.1		
Kanye Udoh	23	110	5	105	1	21	4.6		
Sam Leavitt	8	46	21	25	0	12	3.1		
Kyson Brown	2	11	0	11	0	6	5.5		
Totals:	51	279	28	251	1	26	4.9		
PASSING									
	C-A-I	Yds	TD	Long	Sack				
Sam Leavitt	10-22-2	82	1	23	2				
TEAM	0-1-0	0	0	0	0				
Totals:	10-23-2	82	1	23	2				
RECEIVING									
	TAR	No.	Yards	YAC	TD	Long			
Jordyn Tyson	11	6	68	15	1	23			
Raleek Brown	4	3	10	15	0	11			
Cameron Harpole	1	1	4	0	0	4			
Malik McClain	4	0	0	0	0	0			
Jaren Hamilton	2	0	0	0	0	0			
Totals:	22	10	82	30	1	23			

PUNTING										
	No.	Yds	Avg	Long	In20	TB				
Karyon Floyd	5	209	41.8	56	1	0				
Totals:	5	209	41.8	56	1	0				

RETURNS										
		Punt	Kickoff		Intercept					
No	Yds	Lg	No	Yds	Lg	No	Yds	Lg		
Raleek Brown	0	0	0	1	11	11	0	0	0	0
Totals:	0	0	0	1	11	11	0	0	0	0


FIELD GOALS		Qtr	Time	Dist	Result
Jesus Gomez		2nd	00:00	51	GOOD

KICKOFFS										
No.	Yards	Avg	TB	OB						
Jesus Gomez	4	250	62.5	3	0					

ALL-PURPOSE										
	Rush	Rcv	KR	PR	IR	Total				
Raleek Brown	110	10	11	0	0	131				
Kanye Udoh	105	0	0	0	0	105				
Jordyn Tyson	0	68	0	0	0	68				
Sam Leavitt	25	0	0	0	0	25				

FUMBLES
Arizona St. - None
Mississippi St. - None

MISSISSIPPI ST.



vs. Alcorn State / Sept. 13, 2025 / Davis Wade Stadium

Scoring Summary report
Alcorn vs Mississippi St. (Sep 13, 2025)
Alcorn (0-3) vs Mississippi St. (3-0)

Date: Sep 13, 2025
Site: -
Stadium: Davis Wade Stadium at Scott Field
Attendance: 49158

SCORE BY QUARTERS					
Team	1st	2nd	3rd	4th	Total
Alcorn	0	0	0	0	0
Mississippi St.	28	14	7	14	63

SCORING SUMMARY				
Qtr	Time	Scoring Play		V-H
1st	14:43	MSU - #4 J.Mosley 75 yd pass from #2 B.Shapen (#80 K.Ferrie kick), 2-75, 00:17		0-7
1st	09:15	MSU - #24 F.Bothwell 3 yd rush (#80 K.Ferrie kick), 6-29, 02:25		0-14
1st	08:02	MSU - #0 B.Thompson 42 yd pass from #1 K.Taylor (#80 K.Ferrie kick), 2-76, 00:34		0-21
1st	05:12	MSU - #0 B.Thompson 6 yd rush (#80 K.Ferrie kick), 3-27, 00:58		0-28
2nd	07:20	MSU - #3 A.Evans III 22 yd pass from #2 B.Shapen (#80 K.Ferrie kick), 5-29, 02:07		0-35
2nd	03:50	MSU - #24 F.Bothwell 25 yd rush (#80 K.Ferrie kick), 7-44, 02:03		0-42
3rd	05:53	MSU - #22 X.Gayten 25 yd rush (#80 K.Ferrie kick), 5-63, 02:10		0-49
4th	09:55	MSU - #17 L.Kromenhoek 3 yd rush (#49 M.Hauack kick), 1-3, 05:05		0-56
4th	03:30	MSU - #23 S.Davis 23 yd rush (#49 M.Hauack kick), 7-54, 03:59		0-63

TIME DETAILS
Kickoff time: 05:02 PM
End of Game: 08:02 PM
Total elapsed: 02:59

OFFICIALS
Referee: Steven Robinson
Umpire: Walt Hill
Linesman: Brett Denton
Line judge: Chuck Rice
Back judge: Keith Parham
Field judge: Brandon Kirkland
Side judge: Jordan Guest
Center judge: Dustin Whitehead
Replay Official: Mickey Haddock

WEATHER
Weather: Sunny 89 F
Wind: North East 4 mph

Individual Statistics report
Alcorn vs Mississippi St. (Sep 13, 2025)

Date: Sep 13, 2025
Site: -
Stadium: Davis Wade Stadium at Scott Field
Attendance: 49158

FULL GAME

ALCORN										
RUSHING										
	No.	Gain	Loss	Net	TD	Lg	Avg			
Jacorian Sewell	8	25	4	21	0	12	2.6			
Tylon Citizen	7	19	1	18	0	10	2.6			
Reggie Davis	2	10	0	10	0	9	5.0			
Andre Washington	2	7	0	7	0	4	3.5			
Jaylon Tolbert	3	10	4	6	0	10	2.0			
Camren Stewart	1	5	0	5	0	5	5.0			
Traylon Minor	1	2	0	2	0	2	2.0			
Ernest Lyons III	1	1	0	1	0	1	1.0			
Carl McDonald Jr.	2	3	5	-2	0	3	-1.0			
Totals:	27	82	14	68	0	12	2.5			
PASSING										
	C-A-I	Yds	TD	Long	Sack					
Jaylon Tolbert	11-18-1	80	0	21	1					
Andre Washington	2-3-0	13	0	9	0					
Totals:	13-21-1	93	0	21	1					
RECEIVING										
	TAR	No.	Yards	YAC	TD	Long				
Damien Jones	4	4	21	5	0	9				
Omarion Blakes	4	3	31	1	0	21				
Jacorian Sewell	3	3	18	13	0	11				
Elijah Griffin	2	1	10	4	0	10				
Jarvis Rush	5	1	9	10	0	9				
Kyle Williams	1	1	4	5	0	4				
Tyran Warren	3	0	0	0	0	0				
Totals:	22	13	93	38	0	21				
PUNTING										
	No.	Yds	Avg	Long	In20	TB				
Franklin Rogers	6	205	34.2	47	1	0				
Demetrian Duval	2	81	40.5	41	0	0				
Totals:	8	286	35.8	47	1	0				
RETURNS										
	Punt	Kickoff	Intercept							
	No	Yds	Lg	No	Yds	Lg	No	Yds	Lg	
Reggie Davis	0	0	0	1	16	16	0	0	0	0
Nico Sandifer	0	0	0	2	33	21	0	0	0	0
TB Hinton	0	0	0	1	0	0	0	0	0	0
Bakari McCall	0	0	0	0	0	0	1	14	14	
Totals:	0	0	0	4	49	21	1	14	14	
FIELD GOALS										
	Qtr	Time	Dist	Result						
Grandin Wilcox	2nd	13:33	36	MISSED						
KICKOFFS										
	No.	Yards	Avg	TB	OB					
Grandin Wilcox	1	65	65.0	1	0					
ALL-PURPOSE										
	Rush	Rcv	KR	PR	IR	Total				
Jacorian Sewell	21	18	0	0	0	39				
Nico Sandifer	0	0	33	0	0	33				
Omarion Blakes	0	31	0	0	0	31				
Reggie Davis	10	0	16	0	0	26				
FUMBLES										
Alcorn - Tylon Citizen 1-1,Damien Jones 1-1,Carl McDonald Jr. 1-0										
Mississippi St. - None										

MISSISSIPPI ST.										
RUSHING										
	No.	Gain	Loss	Net	TD	Lg	Avg			
Fluff Bothwell	12	93	0	93	2	25	7.8			
Xavier Gayten	4	50	0	50	1	25	12.5			
Kamario Taylor	3	40	0	40	0	19	13.3			
Seth Davis	2	31	0	31	1	23	15.5			
Kolin Wilson	4	23	0	23	0	17	5.8			
Johnnie Daniels	5	16	0	16	0	5	3.2			
Davon Booth	2	16	2	14	0	16	7.0			
Blake Shapen	3	12	0	12	1	6	4.0			
Luke Kromenhoek	1	3	0	3	1	3	3.0			
Totals:	36	284	2	282	6	25	7.8			
PASSING										
	C-A-I	Yds	TD	Long	Sack					
Blake Shapen	10-14-1	173	2	75	0					
Kamario Taylor	2-3-0	46	1	42	0					
Luke Kromenhoek	1-1-0	13	0	13	0					
Totals:	13-18-1	232	3	75	0					
RECEIVING										
	TAR	No.	Yards	YAC	TD	Long				
Anthony Evans III	4	4	66	57	1	34				
Brenen Thompson	4	2	53	2	1	42				
Max Reese	2	2	1	0	0	5				
Jordan Mosley	1	1	75	29	1	75				
Fluff Bothwell	2	1	14	10	0	14				
Ayden Williams	1	1	13	0	0	13				
Sanfrisco Magee	1	1	6	8	0	6				
Gracen Harris	2	1	4	3	0	4				
Seydou Traore	1	0	0	0	0	0				
Totals:	18	13	232	109	3	75				
PUNTING										
	No.	Yds	Avg	Long	In20	TB				
Ethan Pulliam	1	41	41.0	41	0	0				
Totals:	1	41	41.0	41	0	0				
RETURNS										
	Punt	Kickoff	Intercept							
	No	Yds	Lg	No	Yds	Lg	No	Yds	Lg	
Anthony Evans III	3	97	43	0	0	0	0	0	0	0
Kolin Wilson	1	1	1	0	0	0	0	0	0	0
DeAggo Brumfield	0	0	0	0	0	0	1	-11	0	
Totals:	4	98	43	0	0	0	1	-11	0	
FIELD GOALS										
	Qtr	Time	Dist	Result						
KICKOFFS										
	No	Yards	Avg	TD	OB					
Marlon Hauck	9	586	65.1	6	0					
William Wilkinson	1	38	38.0	0	0					
ALL-PURPOSE										
	Rush	Rcv	KR	PR	IR	Total				
Anthony Evans III	0	66	0	97	0	163				
Fluff Bothwell	93	14	0	0	0	107				
Jordan Mosley	0	75	0	0	0	75				
Brenen Thompson	0	53	0	0	0	53				



vs. Northern Illinois / Sept. 20, 2025 / Davis Wade Stadium

Scoring Summary report
NIU vs Mississippi St. (Sep 20, 2025)
NIU (1-2) vs Mississippi St. (4-0)

Date: Sep 20, 2025
Site: -
Stadium: Davis Wade Stadium at Scott Field
Attendance: 45803

SCORE BY QUARTERS					
Team	1st	2nd	3rd	4th	Total
NIU	3	7	0	0	10
Mississippi St.	7	7	10	14	38

SCORING SUMMARY				
Qtr	Time	Scoring Play		V-H
1st	09:41	NIU - #60 A.Glass 30 yd FG, 10-63, 05:19		3-0
1st	03:48	MSU - #0 B.Thompson 10 yd rush (#80 K.Ferrie kick), 13-75, 05:53		3-7
2nd	14:53	NIU - #6 D.Rogers 24 yd pass from #15 J.Holst (#60 A.Glass kick), 2-27, 00:28		10-7
2nd	11:31	MSU - #8 S.Traore 1 yd pass from #2 B.Shapen (#80 K.Ferrie kick), 8-48, 03:20		10-14
3rd	12:55	MSU - #6 D.Booth 1 yd rush (#80 K.Ferrie kick), 6-75, 02:05		10-21
3rd	00:54	MSU - #80 K.Ferrie 48 yd FG, 15-50, 07:47		10-24
4th	11:18	MSU - #6 D.Booth 6 yd rush (#80 K.Ferrie kick), 5-64, 02:10		10-31
4th	04:31	MSU - #22 X.Gayten 1 yd rush (#80 K.Ferrie kick), 8-43, 05:02		10-38



vs. #15/15 Tennessee / Sept. 27, 2025 / Davis Wade Stadium

	Scoring Summary report	Date: Sep 27, 2025
	Tennessee vs Mississippi St. (Sep 27, 2025)	Site: -
	Tennessee (4-1, 1-1) vs Mississippi St. (4-1, 0-1)	Stadium: Davis Wade Stadium at Scott Field Attendance: 60417

SCORE BY QUARTERS

Team	1st	2nd	3rd	4th	OT1	Total
Tennessee	10	7	3	14	7	41
Mississippi St.	7	10	7	10	0	34

SCORING SUMMARY

Qtr	Time	Scoring Play	V-H
1st	11:49	MSU - #24 F.Bothwell 5 yd rush (#90 K.Fernie kick), 5-20, 01:38	0-7
1st	09:19	TENN - #90 M.Gilbert 38 yd FG, 7-55, 02:30	3-7
1st	04:19	TENN - #8 C.Hood 23 yd interception return (#90 M.Gilbert kick), 00:41	10-7
2nd	13:53	MSU - #6 D.Booth 5 yd rush (#80 K.Fernie kick), 15-75, 05:26	10-14
2nd	08:41	MSU - #80 K.Fernie 51 yd FG, 8-51, 03:10	10-17
2nd	07:25	TENN - #17 C.Brazzell II 15 yd pass from #6 J.Aguilar (#90 M.Gilbert kick), 4-75, 01:16	17-17
3rd	11:28	TENN - #90 M.Gilbert 27 yd FG, 10-66, 03:32	20-17
3rd	03:48	MSU - #24 F.Bothwell 1 yd rush (#80 K.Fernie kick), 4-26, 01:01	20-24
4th	13:29	TENN - #19 J.Josephs 41 yd fumble return (#90 M.Gilbert kick), 02:33	27-24
4th	10:31	MSU - #80 K.Fernie 38 yd FG, 6-54, 02:58	27-27
4th	07:59	MSU - #8 S.Traore 2 yd pass from #2 B.Shapen (#80 K.Fernie kick), 5-17, 01:44	27-34
4th	01:55	TENN - #6 J.Aguilar 6 yd rush (#90 M.Gilbert kick), 13-75, 06:04	34-34
OT1	00:00	TENN - #18 D.Bishop 25 yd rush (#90 M.Gilbert kick), 1-25	41-34

TIME DETAILS

Kickoff time: 03:20 PM
End of Game: 07:09 PM
Total elapsed: 03:48

OFFICIALS

Referee: David Smith
Umpire: Paul Myers
Linesman: Carl Gioia
Line judge: Michael Taylor
Back judge: Paul Schanden
Field judge: Raymond Tate
Side judge: Bryan Murphy
Center judge: Eddie Albritton
Replay Official: Jordan Craddock

WEATHER

Weather: Sunny 83 F
Wind: North 7 mph

	Individual Statistics report	Date: Sep 27, 2025
	Tennessee vs Mississippi St. (Sep 27, 2025)	Site: -
		Stadium: Davis Wade Stadium at Scott Field Attendance: 60417

FULL GAME

TENNESSEE

RUSHING	No.	Gain	Loss	Net	TD	Lg	Avg
DeSean Bishop	11	72	0	72	1	25	6.5
Star Thomas	10	34	1	33	0	11	3.3
Joey Aguilar	7	29	8	21	1	9	3.0
Payton Lewis	3	12	2	10	0	6	3.3
TEAM	1	0	5	-5	0	0	-5.0
Totals:	32	147	16	131	2	25	4.1

PASSING	C-A-I	Yds	TD	Long	Sack
Joey Aguilar	24-40-2	335	1	39	2
Totals:	24-40-2	335	1	39	2

RECEIVING	TAR	No.	Yards	YAC	TD	Long
Mike Matthews	8	6	118	63	0	39
Chris Brazzell II	8	6	105	31	1	32
Miles Kitzelman	8	4	42	15	0	17
Braylon Staley	10	4	41	14	0	26
Star Thomas	4	3	29	36	0	21
DeSean Bishop	2	1	0	0	0	0
Totals:	40	24	335	159	1	39

PUNTING	No.	Yds	Avg	Long	In20	TB
Jackson Ross	3	129	43.0	47	3	0
Totals:	3	129	43.0	47	3	0

RETURNS	Punt			Kickoff			Intercept		
	No	Yds	Lg	No	Yds	Lg	No	Yds	Lg
Braylon Staley	1	-7	0	0	0	0	0	0	0
Boo Carter	1	1	1	0	0	0	0	0	0
Colton Hood	0	0	0	0	0	0	1	23	23
Totals:	2	-6	1	0	0	0	1	23	23

FIELD GOALS	Qtr	Time	Dist	Result
Max Gilbert	1st	09:19	38	GOOD
Max Gilbert	2nd	01:11	47	MISSED
Max Gilbert	3rd	11:28	27	GOOD

KICKOFFS	No.	Yards	Avg	TB	OB
Josh Turbyville	7	455	65.0	7	0

ALL-PURPOSE	Rush	Rcv	KR	PR	IR	Total
Mike Matthews	0	118	0	0	0	118
Chris Brazzell II	0	105	0	0	0	105
DeSean Bishop	72	0	0	0	0	72
Star Thomas	33	29	0	0	0	62

FUMBLES
Tennessee - Braylon Staley 1-1
Mississippi St. - Blake Shapen 1-1

MISSISSIPPI ST.

RUSHING	No.	Gain	Loss	Net	TD	Lg	Avg
Fluff Bothwell	23	135	1	134	2	20	5.8
Davon Booth	17	62	4	58	1	14	3.4
Sam West	1	15	0	15	0	15	15.0
Kamarlo Taylor	3	10	0	10	0	5	3.3
Anthony Evans III	1	2	0	2	0	2	2.0
Blake Shapen	12	16	32	-16	0	6	-1.3
Totals:	57	240	37	203	3	20	3.6

PASSING	C-A-I	Yds	TD	Long	Sack
Blake Shapen	18-29-1	175	1	49	6
Totals:	18-29-1	175	1	49	6

RECEIVING	TAR	No.	Yards	YAC	TD	Long
Anthony Evans III	10	5	33	33	0	21
Seydou Traore	4	4	35	26	1	13
Brenen Thompson	4	3	33	3	0	16
Jordan Mosley	4	3	20	8	0	17
Ayden Williams	2	1	49	5	0	49
Cem Ball	1	1	3	0	0	3
Fluff Bothwell	4	1	2	1	0	2
Totals:	29	18	175	76	1	49

PUNTING	No.	Yds	Avg	Long	In20	TB
Ethan Pulliam	5	253	50.6	67	3	0
Totals:	5	253	50.6	67	3	0

RETURNS	Punt			Kickoff			Intercept		
	No	Yds	Lg	No	Yds	Lg	No	Yds	Lg
Anthony Evans III	1	3	3	0	0	0	0	0	0
Jahron Manning	0	0	0	0	0	0	1	21	21
Zakari Tillman	0	0	0	0	0	0	1	26	26
Totals:	1	3	3	0	0	0	2	47	26

FIELD GOALS	Qtr	Time	Dist	Result
Kyle Fernie	2nd	08:41	51	GOOD
Kyle Fernie	3rd	06:03	42	MISSED
Kyle Fernie	4th	10:31	38	GOOD

KICKOFFS	No.	Yards	Avg	TB	OB
Kyle Fernie	7	455	65.0	7	0

ALL-PURPOSE	Rush	Rcv	KR	PR	IR	Total
Fluff Bothwell	134	2	0	0	0	136
Davon Booth	58	0	0	0	0	58
Ayden Williams	0	49	0	0	0	49
Anthony Evans III	2	33	0	3	0	38



at #6/5 Texas A&M / Oct. 4, 2025 / Kyle Field

	Scoring Summary report	Date: Oct 04, 2025
	Mississippi St. vs Texas A&M (Oct 04, 2025)	Site: College Station, Texas
	Mississippi St. (4-2, 0-2) vs Texas A&M (5-0, 2-0)	Stadium: Kyle Field Attendance: 108572

SCORE BY QUARTERS

Team	1st	2nd	3rd	4th	Total
Mississippi St.	3	0	0	6	9
Texas A&M	0	7	7	17	31

SCORING SUMMARY

Qtr	Time	Scoring Play	V-H
1st	04:21	MSU - #80 K.Fernie 24 yd FG, 15-83, 05:45	3-0
2nd	01:51	TAMU - #7 K.Conception 34 yd pass from #10 M.Reed (#47 R.Bond kick), 5-64, 02:23	3-7
3rd	03:30	TAMU - #7 K.Conception 2 yd pass from #10 M.Reed (#47 R.Bond kick), 5-62, 02:09	3-14
4th	11:38	TAMU - #10 M.Reed 7 yd rush (#47 R.Bond kick), 10-79, 05:28	3-21
4th	09:13	TAMU - #1 M.Craver 7 yd rush (#47 R.Bond kick), 4-24, 02:12	3-28
4th	07:53	MSU - #0 B.Thompson 44 yd pass from #2 B.Shapen (#49 M.Hauk rush failed), 4-75, 01:20	9-28
4th	04:41	TAMU - #47 R.Bond 27 yd FG, 7-65, 03:11	9-31

TIME DETAILS

Kickoff time: 06:40 PM
End of Game: 09:52 PM
Total elapsed: 03:11

OFFICIALS

Referee: Kyle Olson
Umpire: Brent Sowell
Linesman: Randall Kizer
Line judge: Marc Bonos
Back judge: Chris Bikowski
Field judge: Albert Bryant
Side judge: Eduardo Babbs
Center judge: Chris Garner
Replay Official: Mitchell Wilkens

WEATHER

Weather: Sunny 88 F
Wind: East 9 mph

	Individual Statistics report	Date: Oct 04, 2025
	Mississippi St. vs Texas A&M (Oct 04, 2025)	Site: College Station, Texas
		Stadium: Kyle Field Attendance: 108572

FULL GAME

MISSISSIPPI ST.

RUSHING	No.	Gain	Loss	Net	TD	Lg	Avg
Fluff Bothwell	14	62	2	60	0	13	4.3
Davon Booth	8	59	0	59	0	22	7.4
Brenen Thompson	1	1	0	1	0	1	1.0
Ricky Johnson	1	0	7	-7	0	0	-7.0
Blake Shapen	7	4	40	-36	0	3	-5.1
Totals:	31	126	49	77	0	22	2.5

PASSING	C-A-I	Yds	TD	Long	Sack
Blake Shapen	15-20-1	142	1	44	4
Totals:	15-20-1	142	1	44	4

RECEIVING	TAR	No.	Yards	YAC	TD	Long
Anthony Evans III	6	5	41	15	0	11
Ayden Williams	4	3	25	11	0	15
Brenen Thompson	3	2	54	1	1	44
Davon Booth	2	2	7	11	0	9
Fluff Bothwell	2	2	6	16	0	12
Seydou Traore	2	1	9	5	0	9
Ricky Johnson	1	0	0	0	0	0
Totals:	20	15	142	59	1	44

PUNTING	No.	Yds	Avg	Long	In20	TB
Ethan Pulliam	7	319	45.6	61	1	0
Nathan Tyce	1	35	35.0	35	1	0
Totals:	8	354	44.2	61	2	0

Nathan Tiyce	1	35	35.0	35	1	0			
Totals:	8	354	44.2	61	2	0			
RETURNS	Punt			Kickoff			Intercept		
	No	Yds	Lg	No	Yds	Lg	No	Yds	Lg
Davon Booth	0	0	0	1	18	18	0	0	0
Kelley Jones	0	0	0	0	0	0	1	8	8
Totals:	0	0	0	1	18	18	1	8	8

FIELD GOALS	Qtr	Time	Dist	Result
Kyle Ferrie	1st	04:21	24	GOOD

ALL-PURPOSE	Rush	Rcv	KR	PR	IR	Total
Davon Booth	59	7	18	0	0	84
Fluff Bothwell	60	6	0	0	0	66
Brenen Thompson	1	54	0	0	0	55
Anthony Evans III	0	41	0	0	0	41

FUMBLES
Mississippi St. - Blake Shapen 1-0,Anthony Evans III 1-1
Texas A&M - None

TEXAS A&M

RUSHING	No.	Gain	Loss	Net	TD	Lg	Avg
Rueben Owens II	21	143	1	142	0	37	6.8
LeVeon Moss	11	36	0	36	0	6	3.3
Mario Craver	2	35	0	35	1	28	17.5
Marcel Reed	6	34	4	30	1	9	5.0
Jamarion Morrow	5	30	0	30	0	23	6.0
KC Conception	2	22	0	22	0	16	11.0
Amari Daniels	3	5	0	5	0	3	1.7
Nate Boekircher	1	3	0	3	0	3	3.0
TEAM	3	0	4	-4	0	0	-1.3
Totals:	54	308	9	299	2	37	5.5

PASSING	C-A-I	Yds	TD	Long	Sack
Marcel Reed	13-23-1	180	2	42	1
Totals:	13-23-1	180	2	42	1

RECEIVING	TAR	No.	Yards	YAC	TD	Long
Mario Craver	9	6	80	63	0	42
KC Conception	7	4	61	13	2	34
Rueben Owens II	1	1	19	15	0	19
Terry Bussey	1	1	13	10	0	13
Nate Boekircher	1	1	7	2	0	7
LeVeon Moss	1	0	0	0	0	0
Theo Melin Öhrström	2	0	0	0	0	0
Ashton Bethel-Roman	1	0	0	0	0	0
Totals:	23	13	180	103	2	42

PUNTING	No.	Yds	Avg	Long	In20	TB
Tyler White	4	182	45.5	54	2	0
Totals:	4	182	45.5	54	2	0



at Florida / Oct. 18, 2025 / Ben Hill Griffin Stadium

Scoring Summary report
Mississippi St. vs Florida (Oct 18, 2025)
Mississippi St. (4-3, 0-3) vs Florida (3-4, 2-2)

Date: Oct 18, 2025
Site: Gainesville, Florida
Stadium: Ben Hill Griffin Stadium
Attendance: 90203

SCORE BY QUARTERS

Team	1st	2nd	3rd	4th	Total
Mississippi St.	7	0	0	14	21
Florida	3	10	0	10	23

SCORING SUMMARY

Qtr	Time	Scoring Play	V-H
1st	12:18	MSU - #1 K.Taylor 2 yd rush (#80 K.Ferrie kick), 8-75, 02:42	7-0
1st	08:55	UFL - #29 T.Smack 24 yd FG, 11-58, 03:23	7-3
2nd	14:15	UFL - #13 J.Baugh 19 yd rush (#29 T.Smack kick), 6-69, 02:21	7-10
2nd	03:08	UFL - #29 T.Smack 54 yd FG, 11-49, 05:31	7-13
4th	13:41	UFL - #21 K.Daniels 1 yd rush (#29 T.Smack kick), 11-93, 05:19	7-20
4th	11:57	MSU - #6 D.Booth 2 yd rush (#80 K.Ferrie kick), 5-65, 01:44	14-20
4th	06:49	UFL - #29 T.Smack 53 yd FG, 8-40, 05:08	14-23
4th	02:00	MSU - #6 D.Booth 2 yd rush (#80 K.Ferrie kick), 13-75, 04:49	21-23

TIME DETAILS

Kickoff time: 04:20 PM
End of Game: 07:49 PM
Total elapsed: 03:29

OFFICIALS

Referee: Matt Loeffler
Umpire: Stan Weihe
Linesman: Stephen Ray
Line judge: Jake Cropp
Back judge: John Morton
Field judge: Antonio Smith
Side judge: Jessie Dupuy
Center judge: Jason McArthur
Replay Official: Brian Brown

WEATHER

Weather: Cloudy 80 F
Wind: North West 7 mph

Individual Statistics report
Mississippi St. vs Florida (Oct 18, 2025)

Date: Oct 18, 2025
Site: Gainesville, Florida
Stadium: Ben Hill Griffin Stadium
Attendance: 90203

FULL GAME

MISSISSIPPI ST.

RUSHING									
	No.	Gain	Loss	Net	TD	Lg	Avg		
Davon Booth	22	111	6	105	2	16	4.8		
Xavier Gayten	6	28	1	27	0	12	4.5		
Kamario Taylor	5	13	0	13	1	6	2.6		
Blake Shapen	10	29	28	1	0	18	0.1		
Brenen Thompson	1	0	2	-2	0	0	-2.0		
Totals:	44	181	37	144	3	18	3.3		
PASSING									
	C-A-I	Yds	TD	Long	Sack				
Blake Shapen	24-36-1	324	0	48	4				
Totals:	24-36-1	324	0	48	4				
RECEIVING									
	TAR	No.	Yards	YAC	TD	Long			
Anthony Evans III	12	11	107	31	0	48			
Brenen Thompson	12	7	155	16	0	47			
Seydou Traore	4	2	36	30	0	29			
Davon Booth	2	2	14	14	0	10			
Jordan Mosley	2	1	9	5	0	9			
Ayden Williams	3	1	3	3	0	3			
Jaron Glover	1	0	0	0	0	0			
Totals:	36	24	324	99	0	48			
PUNTING									
	No.	Yds	Avg	Long	In20	TB			
Ethan Pulliam	2	103	51.5	54	0	0			
Nathan Tyice	1	35	35.0	35	1	0			
Blake Shapen	1	43	43.0	43	1	0			
Totals:	4	181	45.2	54	2	0			
RETURNS									
	Punt	Kickoff	Intercept						
	No	Yds	Lg	No	Yds	Lg	No	Yds	Lg
Bryan Lanier	0	0	0	0	0	0	2	29	29
Totals:	0	0	0	0	0	0	2	29	29
FIELD GOALS									
	Qtr	Time	Dist	Result					
Kyle Ferrie	2nd	01:36	41	MISSED					
KICKOFFS									
	No.	Yards	Avg	TB	OB				
Kyle Ferrie	4	258	64.5	3	1				
ALL-PURPOSE									
	Rush	Rcv	KR	PR	IR	Total			
Brenen Thompson	-2	155	0	0	0	153			
Davon Booth	105	14	0	0	0	119			
Anthony Evans III	0	107	0	0	0	107			
Seydou Traore	0	36	0	0	0	36			

FUMBLES
Mississippi St. - Xavier Gayten 1-1
Florida - None



vs. #22/18 Texas / Oct. 25, 2025 / Davis Wade Stadium

Scoring Summary report
Texas vs Mississippi St. (Oct 25, 2025)
Texas (6-2, 3-1) vs Mississippi St. (4-4, 0-4)

Date: Oct 25, 2025
Site: -
Stadium: Davis Wade Stadium at Scott Field
Attendance: 52680

SCORE BY QUARTERS

Team	1st	2nd	3rd	4th	OT1	Total
Texas	7	7	0	24	7	45
Mississippi St.	7	17	7	7	0	38

SCORING SUMMARY

Qtr	Time	Scoring Play	V-H
1st	13:01	TEX - #16 A.Manning 3 yd rush (#49 M.Shipley kick), 2-63, 00:58	7-0
1st	05:14	MSU - #87 S.West 13 yd pass from #2 B.Shapen (#80 K.Ferrie kick), 6-53, 02:22	7-7
2nd	12:41	TEX - #13 P.Livingstone 1 yd pass from #16 A.Manning (#49 M.Shipley kick), 10-37, 04:14	14-7
2nd	09:21	MSU - #8 S.Traore 1 yd pass from #1 K.Taylor (#80 K.Ferrie kick), 11-83, 03:16	14-14
2nd	02:30	MSU - #80 K.Ferrie 24 yd FG, 7-34, 03:17	14-17
2nd	00:38	MSU - #0 B.Thompson 23 yd pass from #2 B.Shapen (#80 K.Ferrie kick), 6-60, 01:05	14-24
3rd	00:26	MSU - #0 B.Thompson 4 yd pass from #2 B.Shapen (#80 K.Ferrie kick), 8-80, 03:43	14-31
4th	13:15	TEX - #13 P.Livingstone 6 yd pass from #16 A.Manning (#49 M.Shipley kick), 5-80, 02:05	21-31
4th	12:29	MSU - #6 D.Booth 62 yd pass from #2 B.Shapen (#80 K.Ferrie kick), 3-75, 00:46	21-38
4th	09:34	TEX - #3 E.Mosley V 21 yd pass from #16 A.Manning (#49 M.Shipley kick), 9-75, 02:55	28-38
4th	04:14	TEX - #49 M.Shipley 26 yd FG, 12-53, 03:39	31-38
4th	01:47	TEX - #21 R.Niblett 79 yd punt return (#49 M.Shipley kick), 02:21	38-38
OT1	00:00	TEX - #3 E.Mosley V 10 yd pass from #18 M.Caldwell (#49 M.Shipley kick), 3-25	45-38

TIME DETAILS

Kickoff time: 03:20 PM
End of Game: 07:10 PM
Total elapsed: 03:49

OFFICIALS

Referee: Jason Autrey
Umpire: Jason Yates
Linesman: Ryan Hagan
Line judge: Colin Gaynor
Back judge: Peter Buchanan
Field judge: Andy Britton
Side judge: Ryan Flynn
Center judge: Chris Sneed
Replay Official: Jim LaBorde

WEATHER

Weather: Cloudy 75 F
Wind: South East 10 mph

Individual Statistics report
Texas vs Mississippi St. (Oct 25, 2025)

Date: Oct 25, 2025
Site: -
Stadium: Davis Wade Stadium at Scott Field
Attendance: 52680

FULL GAME

TEXAS

RUSHING		No.	Gain	Loss	Net	TD	Lg	Avg		
Quintrevion Wisner		12	47	6	41	0	9	3.4		
CJ Baxter		9	27	0	27	0	10	3.0		
Arch Manning		10	35	29	6	1	15	0.6		
Ryan Niblett		1	0	2	-2	0	0	-2.0		
Totals:		32	109	37	72	1	15	2.2		
PASSING		C-A-I	Yds	TD	Long	Sack				
Arch Manning		29-46-1	346	3	62	5				
Matthew Caldwell		1-1-0	10	1	10	0				
Totals:		30-47-1	356	4	62	5				
RECEIVING		TAR	No.	Yards	YAC	TD	Long			
DeAndre Moore Jr.		7	6	53	19	0	14			
Quintrevion Wisner		9	6	17	31	0	15			
Ryan Wingo		12	5	184	129	0	62			
Emmett Mosley V		7	4	53	2	2	21			
Jack Endries		6	4	25	12	0	12			
Parker Livingstone		5	4	22	1	2	14			
Ryan Niblett		1	1	2	7	0	2			
Totals:		47	30	356	201	4	62			
PUNTING		No.	Yds	Avg	Long	In20	TB			
Jack Bouwmeester		8	358	44.8	55	2	1			
Totals:		8	358	44.8	55	2	1			
RETURNS		Punt		Kickoff		Intercept				
		No	Yds	Lg	No	Yds	Lg	No	Yds	Lg
Ryan Niblett		4	104	79	1	15	15	0	0	0
Totals:		4	104	79	1	15	15	0	0	0
FIELD GOALS										
		Qtr	Time	Dist	Result					
Mason Shipley		3rd	10:41	29	MISSED					
Mason Shipley		4th	04:14	26	GOOD					
KICKOFFS		No.	Yards	Avg	TB	OB				
Mason Shipley		7	432	61.7	0	0				
ALL-PURPOSE		Rush	Rcv	KR	PR	IR	Total			
Ryan Wingo		0	184	0	0	0	184			
Ryan Niblett		-2	2	15	104	0	119			
Quintrevion Wisner		41	17	0	0	0	58			
DeAndre Moore Jr.		0	53	0	0	0	53			
FUMBLES										
Texas : Quintrevion Wisner 1-0										
Mississippi St. - Blake Shapen 2-1										



at Arkansas / Nov. 1, 2025 / Razorback Stadium

Scoring Summary report
Mississippi St. vs Arkansas (Nov 01, 2025)
Mississippi St. (5-4, 1-4) vs Arkansas (2-7, 0-5)

Date: Nov 01, 2025

Site: Fayetteville, Arkansas

Stadium: Reynolds Razorback Stadium

Attendance: 68358

SCORE BY QUARTERS					
Team	1st	2nd	3rd	4th	Total
Mississippi St.	7	0	14	17	38
Arkansas	0	13	15	7	35

SCORING SUMMARY				
Qtr	Time	Scoring Play	V-H	
1st	07:06	MSU - #6 D.Booth 8 yd pass from #2 B. Shapen (#80 K.Fernie kick), 12-80, 04:33	7-0	
2nd	13:54	ARK - #88 R.Jones 3 yd pass from #10 T. Green (#80 S. Starzyk kick), 9-56, 04:18	7-7	
2nd	07:32	ARK - #80 S. Starzyk 42 yd FG, 11-56, 04:34	7-10	
2nd	00:01	ARK - #80 S. Starzyk 30 yd FG, 13-85, 03:56	7-13	
3rd	13:43	MSU - #3 A.Evans III 45 yd pass from #1 K.Taylor (#80 K.Fernie kick), 4-75, 01:17	14-13	
3rd	09:23	ARK - #10 T.Green 8 yd rush (#80 S.Starzyk kick), 9-75, 04:20	14-20	
3rd	06:18	ARK - #4 M.Washington 20 yd rush (#88 R.Jones pass from #10 T.Green), 2-61, 00:31	14-28	
3rd	04:49	MSU - #1 K.Taylor 20 yd rush (#80 K.Fernie kick), 4-45, 01:25	21-28	
4th	13:43	ARK - #0 B.Russell 2 yd rush (#80 S.Starzyk kick), 7-41, 03:37	21-35	
4th	10:16	MSU - #6 D.Booth 2 yd rush (#80 K.Fernie kick), 9-75, 03:27	28-35	
4th	05:07	MSU - #80 K.Fernie 46 yd FG, 8-43, 03:22	31-35	
4th	00:48	MSU - #3 A.Evans III 18 yd pass from #2 B. Shapen (#80 K.Fernie kick), 10-69, 02:20	38-35	

TIME DETAILS
Kickoff time: 03:05 PM
End of Game: 06:48 PM
Total elapsed: 03:42

OFFICIALS
Referee: Jeff Heaser
Umpire: Michael Moten
Linesman: Chad Green
Line judge: Adam Loudin
Back judge: Tom Fimmen
Field judge: Andy Britton
Side judge: Glen Fuick
Center judge: Joel Moenkhoff
Replay Official: Brian Brown

WEATHER
Weather: Sunny 54 F
Wind: South 8 mph

Individual Statistics report
Mississippi St. vs Arkansas (Nov 01, 2025)

Date: Nov 01, 2025

Site: Fayetteville, Arkansas

Stadium: Reynolds Razorback Stadium

Attendance: 68358

FULL GAME

MISSISSIPPI ST.

RUSHING												
	No.	Gain	Loss	Net	TD	Lg	Avg					
Kamario Taylor	6	55	0	55	1	20	9.2					
Fluff Bothwell	12	28	3	25	0	10	2.1					
Blake Shapen	10	37	21	16	0	15	-1.6					
Anthony Evans III	1	16	0	16	0	16	16.0					
Davon Booth	7	15	10	5	1	11	0.7					
TEAM	2	0	11	-11	0	0	-5.5					
Totals:	38	151	45	106	2	20	2.8					
PASSING												
	C-A-I	Yds	TD	Long	Sack							
Blake Shapen	16-28-1	242	2	39	2							
Kamario Taylor	2-5-0	40	1	45	0							
Totals:	18-33-1	282	3	45	2							
RECEIVING												
	TAR	No.	Yards	YAC	TD	Long						
Brenen Thompson	9	6	107	15	0	32						
Anthony Evans III	10	5	111	50	2	45						
Seydou Traore	7	3	9	4	0	4						
Fluff Bothwell	1	1	39	39	0	39						
Cam Ball	1	1	9	7	0	9						
Davon Booth	2	1	8	14	1	8						
Ayden Williams	3	1	-1	1	0	0						
Totals:	33	18	282	130	3	45						
PUNTING												
	No.	Yds	Avg	Long	In20	TB						
Nathan Tyce	2	88	44.0	51	1	1						
Ethan Pulliam	1	52	52.0	52	0	0						
Totals:	3	140	46.7	52	1	1						
RETURNS												
	Punt	Kickoff	Intercept									
	No	Yds	Lg	No	Yds	Lg	No	Yds	Lg	No	Yds	Lg
Anthony Evans III	1	2	2	0	0	0	0	0	0	0	0	0
Davon Booth	0	0	0	1	17	17	0	0	0	0	0	0
Totals:	1	2	2	1	17	17	0	0	0	0	0	0
FIELD GOALS												
	Qtr	Time	Dist	Result								
Kyle Fernie	4th	05:07	46	GOOD								
KICKOFFS												
	No.	Yards	Avg	TB	OB							
Kyle Fernie	7	450	64.3	5	0							
ALL-PURPOSE												
	Rush	Rcv	KR	PR	IR	IR	Total					
Anthony Evans III	16	111	0	2	0	0	129					
Brenen Thompson	0	107	0	0	0	0	107					
Fluff Bothwell	25	39	0	0	0	0	64					
Kamario Taylor	55	0	0	0	0	0	55					

ARKANSAS

RUSHING												
	No.	Gain	Loss	Net	TD	Lg	Avg					
Mike Washington	19	116	0	116	1	20	6.1					
Taylen Green	17	82	36	46	1	18	2.7					
Raylen Sharpe	1	41	0	41	0	41	41.0					
Braylen Russell	8	31	0	31	1	7	3.9					
Rohan Jones	1	5	0	5	0	5	5.0					
Totals:	46	275	36	239	3	41	5.2					
PASSING												
	C-A-I	Yds	TD	Long	Sack							
Taylen Green	19-31-0	194	1	38	3							
Totals:	19-31-0	194	1	38	3							
RECEIVING												
	TAR	No.	Yards	YAC	TD	Long						
Raylen Sharpe	8	5	84	32	0	38						
Mike Washington	5	4	19	24	0	14						
Jaden Platt	3	3	23	2	0	15						
Kam Sharks	3	2	32	12	0	25						
OMega Blake	6	2	18	3	0	13						
CJ Brown	2	2	15	9	0	11						
Rohan Jones	2	1	3	1	1	3						
Totals:	29	19	194	83	1	38						
PUNTING												
	No.	Yds	Avg	Long	In20	TB						
Devin Bale	5	222	44.4	54	1	1						
Totals:	5	222	44.4	54	1	1						
RETURNS												
	Punt			Kickoff			Intercept					
	No	Yds	Lg	No	Yds	Lg	No	Yds	Lg	No	Yds	Lg
Rodney Hill	0	0	0	1	29	29	0	0	0	0	0	0
Jordan Young	0	0	0	0	0	0	0	1	12	12	0	0
Totals:	0	0	0	1	29	29	1	12	12	0	0	0
FIELD GOALS												
	Qtr		Time		Dist		Result					
Scott Starzyk	2nd		07:32		42		GOOD					
Scott Starzyk	2nd		00:01		30		GOOD					
KICKOFFS												
	No.	Yards	Avg	TB	PR	IR	OB					
Devin Bale	7	451	64.4	3	0	0	0					
ALL-PURPOSE												
	Rush	Rcv	KR	PR	IR	IR	Total					
Mike Washington	116	19	0	0	0	0	135					
Raylen Sharpe	41	84	0	0	0	0	125					
Taylen Green	46	0	0	0	0	0	46					
Kam Sharks	0	32	0	0	0	0	32					



vs #5/5/5 Georgia / Nov. 8, 2025 / Davis Wade Stadium

Scoring Summary report
Georgia vs Mississippi St. (Nov 08, 2025)
Georgia (8-1, 6-1) vs Mississippi St. (5-5, 1-5)

Date: Nov 08, 2025

Site: Fayetteville, Arkansas

Stadium: Davis Wade Stadium at Scott Field

Attendance: 53021

SCORE BY QUARTERS				
-------------------	--	--	--	--



at Missouri / Nov. 15, 2025 / Memorial Stadium

	Scoring Summary report Mississippi St. vs Missouri (Nov 15, 2025) Mississippi St. (5-6, 1-6) vs Missouri (7-3, 3-3)	Date: Nov 15, 2025 Site: Columbia, Missouri Stadium: Memorial Stadium Attendance: 57321
--	---------------------------------------------------------------------------------------------------------------------------	--------------------------------------------------------------------------------------------------

SCORE BY QUARTERS					
Team	1st	2nd	3rd	4th	Total
Mississippi St.	10	0	14	3	27
Missouri	14	7	14	14	49

SCORING SUMMARY				
Qtr	Time	Scoring Play		V-H
1st	11:29	Mizzou - #1 D.Olugboke 26 yd pass from #5 M.Zollers (#88 R.Meyer kick), 5-65, 01:56		0-7
1st	06:28	MSU - #80 K.Ferrie 47 yd FG, 9-51, 04:54		3-7
1st	04:52	Mizzou - #0 J.Manning 34 yd pass from #5 M.Zollers (#88 R.Meyer kick), 4-75, 01:36		3-14
1st	00:00	MSU - #2 B.Shapen 2 yd rush (#80 K.Ferrie kick), 9-75, 04:52		10-14
2nd	02:36	Mizzou - #29 A.Hardy 10 yd rush (#88 R.Meyer kick), 5-23, 02:17		10-21
3rd	10:28	MSU - #2 B.Shapen 3 yd rush (#80 K.Ferrie kick), 10-52, 03:20		17-21
3rd	05:56	Mizzou - #29 A.Hardy 72 yd rush (#88 R.Meyer kick), 2-76, 00:41		17-28
3rd	05:47	Mizzou - #2 T.Pride Jr. 19 yd interception return (#88 R.Meyer kick), 00:09		17-35
3rd	02:47	MSU - #8 S.Traore 3 yd pass from #1 K.Taylor (#80 K.Ferrie kick), 9-80, 02:56		24-35
4th	13:09	Mizzou - #1 M.Burks 28 yd interception return (#88 R.Meyer kick), 00:59		24-42
4th	11:11	Mizzou - #29 A.Hardy 43 yd rush (#88 R.Meyer kick), 1-43, 00:10		24-49
4th	05:19	MSU - #80 K.Ferrie 41 yd FG, 15-61, 05:51		27-49

TIME DETAILS	
Kickoff time:	06:55 PM
End of Game:	10:26 PM
Total elapsed:	03:31

OFFICIALS	
Referee:	Lee Hedrick
Umpire:	John Short
Linesman:	Christopher Hess
Line judge:	Chris Snuggs
Back judge:	Brett Toney
Field judge:	Scotty Melancon
Side judge:	Jonathan Bullock
Center judge:	Brian Davis
Replay Official:	Brian Brown

WEATHER	
Weather:	Clear 62 F
Wind:	North West 7 mph

	Individual Statistics report Mississippi St. vs Missouri (Nov 15, 2025)	Date: Nov 15, 2025 Site: Columbia, Missouri Stadium: Memorial Stadium Attendance: 57321
--	----------------------------------------------------------------------------	--------------------------------------------------------------------------------------------------

FULL GAME

MISSISSIPPI ST.

RUSHING												
	No.	Gain	Loss	Net	TD	Lg	Yds	TD	Lg	Avg		
Davon Booth	10	34	0	34	0	9	34			3.4		
Fluff Bothwell	6	25	0	25	0	10	42			7.0		
Kamario Taylor	10	37	15	22	0	18	2.2					
Blake Shapen	17	44	28	16	2	12	0.9					
Xavier Gayten	5	17	1	16	0	9	3.2					
Brenen Thompson	1	5	0	5	0	5	5.0					
Kolin Wilson	1	0	0	0	0	0	0.0					
TEAM	2	0	8	-8	0	0	-4.0					
Totals:	52	162	52	110	2	18	2.1					
PASSING												
	C-A-I	Yds	TD	Long	Sack							
Blake Shapen	19-33-2	199	0	54	3							
Kamario Taylor	4-5-0	36	1	18	2							
Totals:	23-38-2	235	1	54	5							
RECEIVING												
	TAR	No.	Yards	YAC	TD	Long						
Anthony Evans III	10	7	71	15	0	38						
Seydou Traore	5	3	29	10	1	18						
Davon Booth	4	3	15	23	0	8						
Brenen Thompson	2	2	60	15	0	54						
Sanfrisco Magee	3	2	27	13	0	18						
Fluff Bothwell	3	2	10	14	0	6						
Sam West	2	2	10	1	0	8						
Ayden Williams	4	1	12	0	0	12						
Xavier Gayten	1	1	1	5	0	1						
Ricky Johnson	2	0	0	0	0	0						
Jordan Mosley	2	0	0	0	0	0						
Totals:	38	23	235	96	1	54						
PUNTING												
	No.	Yds	Avg	Long	In20	TB						
Ethan Pulliam	4	176	44.0	52	0	0						
Totals:	4	176	44.0	52	0	0						
RETURNS												
	Punt	Kickoff	No	Yds	Lg	No	Yds	Lg	No	Yds	Lg	
Davon Booth	0	0	0	2	25	15	0	0	0	0	0	0
Nic Mitchell	0	0	0	0	0	0	0	0	1	12	12	
Totals:	0	0	0	2	25	15	1	12	12			
FIELD GOALS												
	Qtr	Time	Dist	Result								
Kyle Ferrie	1st	06:28	47	GOOD								
Kyle Ferrie	4th	05:19	41	GOOD								
KICKOFFS												
	No.	Yards	Avg	TB	OB							
Kyle Ferrie	6	390	65.0	6	0							
ALL-PURPOSE												
	Rush	Rcv	KR	PR	IR	Total						
Davon Booth	34	15	25	0	0	74						
Anthony Evans III	0	71	0	0	0	71						
Brenen Thompson	5	60	0	0	0	65						
Fluff Bothwell	25	10	0	0	0	35						

FUMBLES
Mississippi St. - None
Missouri - Ahmad Hardy 1-1



vs. #6/6/7 Ole Miss / Nov. 28, 2025 / Davis Wade Stadium

	Scoring Summary report Ole Miss vs Mississippi St. (Nov 28, 2025) Ole Miss (11-1, 7-1) vs Mississippi St. (5-7, 1-7)	Date: Nov 28, 2025 Site: - Stadium: Davis Wade Stadium at Scott Field Attendance: 60417
--	----------------------------------------------------------------------------------------------------------------------------	--------------------------------------------------------------------------------------------------

SCORE BY QUARTERS					
Team	1st	2nd	3rd	4th	Total
Ole Miss	14	7	3	14	38
Mississippi St.	7	3	3	6	19

SCORING SUMMARY				
Qtr	Time	Scoring Play		V-H
1st	13:05	OM - #5 K.Lacy 31 yd rush (#17 L.Carneiro kick), 5-75, 01:55		7-0
1st	06:50	MSU - #1 K.Taylor 22 yd rush (#80 K.Ferrie kick), 10-97, 04:15		7-7
1st	05:22	OM - #2 H.Wallace III 24 yd pass from #6 T.Chambliss (#17 L.Carneiro kick), 8-75, 03:28		14-7
2nd	01:45	MSU - #80 K.Ferrie 40 yd FG, 6-58, 01:22		14-10
2nd	00:12	OM - #1 D.Stribling 10 yd pass from #6 T.Chambliss (#17 L.Carneiro kick), 9-75, 01:33		21-10
3rd	10:01	MSU - #80 K.Ferrie 36 yd FG, 12-57, 04:59		21-13
3rd	06:43	OM - #17 L.Carneiro 43 yd FG, 8-49, 03:18		24-13
4th	13:46	OM - #1 D.Stribling 23 yd pass from #6 T.Chambliss (#17 L.Carneiro kick), 11-77, 04:57		31-13
4th	10:40	MSU - #1 K.Taylor 35 yd rush (#11 A.Williams pass from #1 K.Taylor failed), 9-75, 03:06		31-19
4th	09:50	OM - #11 D.Alexander 88 yd pass from #6 T.Chambliss (#17 L.Carneiro kick), 2-90, 00:43		38-19

TIME DETAILS	
Kickoff time:	11:08 AM
End of Game:	02:38 PM
Total elapsed:	03:29

OFFICIALS	
Referee:	James Carter
Umpire:	Michael Moten
Linesman:	Chad Green
Line judge:	Adam Loudin
Back judge:	Tom Finneran
Field judge:	John Wisniewski
Side judge:	Glen Fucik
Center judge:	Joel Moenkhoff
Replay Official:	David Almand

WEATHER	
Weather:	Sunny 47 F
Wind:	North East 3 mph

	Individual Statistics report Ole Miss vs Mississippi St. (Nov 28, 2025)	Date: Nov 28, 2025 Site: - Stadium: Davis Wade Stadium at Scott Field Attendance: 60417
--	----------------------------------------------------------------------------	--------------------------------------------------------------------------------------------------

FULL GAME

OLE MISS

RUSHING												
	No.	Gain	Loss	Net	TD	Lg	Yds	TD	Lg	Avg		
Kewan Lacy	27	143	0	143	1	31	5.3					
Trinidad Chambliss	8	26	0	26	0	8	3.2					
Deuce Alexander	2	13	0	13	0	11	6.5					
Logan Diggs	2	5	0	5	0	3	2.5					
TEAM	2	0	1	-1	0	0	-0.5					
Totals:	41	187	1	186	1	31	4.5					
PASSING												
	C-A-I	Yds	TD	Long	Sack							
Trinidad Chambliss	23-34-0	359	4	88	0							
Totals:	23-34-0	359	4	88	0							
RECEIVING												
	TAR	No.	Yards	YAC	TD	Long						
Cayden Lee	9	7	77	20	0	21						
Harrison Wallace III	8	4	72	20	1	34						
DeZhaun Stribling	5	4	66	8	2	23						
Winston Watkins	6	3	31	16	0	15						
Deuce Alexander	3	2	94	64	1	88						
DaeQuan Wright	2	2	4	0	0	4						
Kewan Lacy	1	1	15	14	0	15						
Totals:	34	23	359	142	4	88						
PUNTING												
	No.	Yds	Avg	Long	In20	TB						
Oscar Bird	3	135	45.0	50	2	1						
Totals:	3	135	45.0	50	2	1						
RETURNS												
	Punt	Kickoff	No	Yds	Lg	No	Yds	Lg	No	Yds	Lg	
Izaiah Hartup	0	0	0	1	19	19	0	0	0	0	0	0
Princell Umanmielen	0	0	0	0	0	0	1	0	0	0	0	0
Totals:	0	0	0	1	19	19	1	0	0	0	0	0
FIELD GOALS												
	Qtr	Time	Dist	Result								
Lucas Carneiro	2nd	14:11	37	MISSED								
Lucas Carneiro	3rd	06:43	43	GOOD								
KICKOFFS												
	No.	Yards	Avg	TB	OB							
Lucas Carneiro	7	449	64.1	5	0							
ALL-PURPOSE												
	Rush	Rcv	KR	PR	IR	Total						
Kewan Lacy	143	15	0	0	0	158						
Deuce Alexander	13	94	0	0	0	107						
Cayden Lee	0	77	0	0	0	77						
Harrison Wallace III	0	72	0	0	0	72						

FUMBLES
Ole Miss - None
Mississippi St. - Kolin Wilson 1-0, Fluff Bothwell 1

BOWL GAME TEAM RECORDS

PASSING

MOST COMPLETIONS

MSU	33 vs. Georgia Tech (2014 Orange) 32 vs. Texas Tech (2021 Liberty)
Opponent	27 by Michigan (2011 Gator) 26 by Tulsa (2020 Armed Forces) 26 by Wake Forest (2011 Music City)

FEWEST COMPLETIONS

MSU	3 vs. North Carolina (1974 Sun) 3 vs. NC State (1963 Liberty)
Opponent	1 by Air Force (1991 Liberty) 5 by North Carolina (1974 Sun) 5 by NC State (1963 Liberty) 5 by Duquesne (1937 Orange)

MOST ATTEMPTS

MSU	53 vs. Texas Tech (2021 Liberty) 45 vs. Illinois (2023 ReliaQuest) 45 vs. North Carolina (1993 Peach)
Opponent	56 by Clemson (1999 Peach) 48 by Wake Forest (2011 Music City)

FEWEST ATTEMPTS

MSU	6 vs. NC State (1963 Liberty) 8 vs. North Carolina (1974 Sun)
Opponent	2 by Air Force (1991 Liberty) 11 by Texas A&M (2000 Independence)

MOST YARDS

MSU	453 vs. Georgia Tech (2014 Orange) 380 vs. NC State (2015 Belk)
Opponent	347 by Tulsa (2020 Armed Forces) 312 by Louisville (2019 Music City)

FEWEST YARDS

MSU	28 vs. NC State (1963 Liberty) 44 vs. North Carolina (1974 Sun)
Opponent	10 by Air Force (1991 Liberty) 58 by NC State (1963 Liberty)

MOST INTERCEPTIONS THROWN

MSU	4 vs. Northwestern (2013 Gator) 2 vs. Illinois (2023 ReliaQuest) 2 vs. Iowa (2019 Outback) 2 vs. Wake Forest (2011 Music City) 2 vs. North Carolina (1993 Peach) 2 vs. Nebraska (1980 Sun)
Opponent	5 by Clemson (1999 Peach) 4 by Louisville (2017 TaxSlayer) 4 by Duquesne (1937 Orange)

RUSHING

MOST ATTEMPTS

MSU	68 vs. North Carolina (1974 Sun) 58 vs. Michigan (2011 Gator)
Opponent	69 by Air Force (1991 Liberty) 61 by Georgia Tech (2014 Orange)

FEWEST ATTEMPTS

MSU	20 vs. Texas Tech (2021 Liberty) 22 vs. Illinois (2023 ReliaQuest)
Opponent	20 by Iowa (2019 Outback Bowl) 25 by Michigan (2011 Gator)

MOST YARDS

MSU	455 vs. North Carolina (1974 Sun) 277 vs. Louisville (2017 TaxSlayer)
Opponent	452 by Georgia Tech (2014 Orange) 318 by Air Force (1991 Liberty)

FEWEST YARDS

MSU	54 vs. Texas Tech (2021 Liberty) 87 vs. Texas (1999 Cotton)
Opponent	-15 by Iowa (2019 Outback) 35 by Illinois (2023 ReliaQuest) 35 by Kansas (1981 Hall of Fame)

SCORING

MOST POINTS SCORED

MSU	52 vs. Michigan (2011 Gator) 51 vs. NC State (2015 Belk)
Opponent	49 by Georgia Tech (2014 Orange) 41 by Texas A&M (2000 Independence)

LARGEST MARGIN OF VICTORY

MSU	38 pts (52-14) vs. Michigan (2011 Gator) 37 pts (44-7) vs. Rice (2013 Liberty)
Opponent	27 pts (34-7) by Texas Tech (2021 Liberty) 27 pts (38-11) by Texas (1999 Cotton) 23 pts (38-15) by Air Force (1991 Liberty)

MOST FIELD GOALS ATTEMPTED

MSU	6 vs. NC State (1995 Peach)
Opponent	3 by Louisville (2017 TaxSlayer) 3 by UCF (2007 Liberty)

MOST FIELD GOALS MADE

MSU	5 vs. NC State (1995 Peach)
Opponent	2 by Tulsa (2020 Armed Forces) 2 by Iowa (2019 Outback) 2 by Louisville (2017 TaxSlayer) 2 by Northwestern (2013 Gator) 2 by NC State (1995 Peach)

TOTAL OFFENSE

MOST YARDS

MSU	605 vs. Georgia Tech (2014 Orange) 569 vs. NC State (2015 Belk)
Opponent	577 by Georgia Tech (2014 Orange) 512 by Texas Tech (2021 Liberty)

FEWEST YARDS

MSU	158 vs. Georgetown (1941 Orange) 195 vs. Nebraska (1980 Sun)
Opponent	145 by Rice (2013 Liberty) 199 by Iowa (2019 Outback)

MOST PLAYS

MSU	86 vs. North Carolina (1993 Peach) 84 vs. Georgia Tech (2014 Orange)
Opponent	90 by Clemson (1999 Peach) 86 by Tulsa (2020 Armed Forces) 86 by Wake Forest (2011 Music City)

FEWEST PLAYS

MSU	56 vs. NC State (1963 Liberty) 59 vs. Wake Forest (2011 Music City) 59 vs. Texas A&M (2000 Independence)
Opponent	48 by Rice (2013 Liberty) 51 by Iowa (2019 Outback)

PUNTING

MOST PUNTS

MSU	11 vs. UCF (2007 Liberty) 11 vs. Georgetown (1941 Orange)
Opponent	9 by Kansas (1981 Hall of Fame) 9 by Duquesne (1937 Orange)

HIGHEST PUNTING AVERAGE

MSU	53.0 vs. NC State (1995 Peach)
Opponent	48.0 by NC State (1995 Peach)

RETURNS

MOST PUNT RETURNS

MSU	5 vs. Wake Forest (2011 Music City) 5 vs. Texas A&M (2000 Independence)
Opponent	8 by Wake Forest (2011 Music City)

MOST PUNT RETURN YARDS

MSU	101 vs. NC State (1995 Peach)
Opponent	54 by UCF (2007 Liberty)

MOST KICKOFF RETURNS

MSU	6 vs. Louisville (2017 TaxSlayer) 5 vs. Northwestern (2013 Gator) 5 vs. Texas A&M (2000 Independence) 5 vs. Texas (1999 Cotton) 5 vs. North Carolina (1974 Sun)
Opponent	8 by Michigan (2011 Gator)

MOST KICKOFF RETURN YARDS

MSU	141 vs. Louisville (2017 TaxSlayer) 138 vs. Tulsa (2020 Armed Forces)
Opponent	191 by Michigan (2011 Gator)

MISCELLANEOUS TEAM RECORDS

MOST FIRST DOWNS

MSU	33 vs. Georgia Tech (2014 Orange) 27 vs. Rice (2013 Liberty)
Opponent	27 by Tulsa (2020 Armed Forces) 27 by Texas (1999 Cotton) 26 by Georgia Tech (2014 Orange)

FEWEST FIRST DOWNS

MSU	8 vs. Georgetown (1941 Orange) 12 vs. Kansas (1981 Hall of Fame) 12 vs. Duquesne (1937 Orange)
Opponent	7 by Rice (2013 Liberty) 11 by Iowa (2019 Outback)

MOST PENALTIES

MSU	21 vs. Clemson (1999 Peach) 11 vs. Tulsa (2020 Armed Forces) 11 vs. Louisville (2017 TaxSlayer) 11 vs. NC State (1963 Liberty)
Opponent	8 by Clemson (1999 Peach) 7 by Tulsa (2020 Armed Forces) 7 by Kansas (1981 Hall of Fame)

MOST PENALTY YARDS

MSU	188 vs. Clemson (1999 Peach) 122 vs. NC State (1963 Liberty)
Opponent	90 by Georgetown (1941 Orange) 82 by Clemson (1999 Peach) 82 by Kansas (1981 Hall of Fame)

FEWEST PENALTIES

MSU	1 vs. Duquesne (1937 Orange) 2 vs. Louisville (2019 Music City) 2 vs. Rice (2013 Liberty) 2 vs. Miami [Ohio] (2016 St. Petersburg)
Opponent	0 by Iowa (2019 Outback) 1 by Duquesne (1937 Orange)

FEWEST PENALTY YARDS

MSU	5 vs. Duquesne (1937 Orange) 20 vs. Louisville (2019 Music City)
Opponent	0 by Iowa (2019 Outback) 5 by Duquesne (1937 Orange)

MOST FUMBLES

MSU	5 vs. Kansas (1981 Hall of Fame) 5 vs. Nebraska (1980 Sun)
Opponent	3 by North Carolina (1974 Sun) 2 by four teams

MOST FUMBLES LOST

MSU	4 vs. Nebraska (1980 Sun) 2 vs. Texas Tech (2021 Liberty) 2 vs. Louisville (2019 Music City) 2 vs. Louisville (2017 TaxSlayer) 2 vs. Wake Forest (2011 Music City) 2 vs. Air Force (1991 Liberty)
Opponent	2 by NC State (1963 Liberty) 1 by 11 teams

INDIVIDUAL BOWL GAME RECORDS

PASSING

MOST COMPLETIONS

No.	Player	Opponent	Bowl
1.	33	Dak Prescott	Georgia Tech 2014 Orange
2.	32	Will Rogers	Texas Tech 2021 Liberty
3.	29	Will Rogers	Illinois 2023 ReliaQuest
4.	25	Dak Prescott	NC State 2015 Belk
5.	24	Greg Plump	North Carolina 1993 Peach
6.	19	Will Rogers	Tulsa 2020 Armed Forces
7.	18	Chris Relf	Michigan 2011 Gator
8.	17	Tommy Stevens	Louisville 2019 Music City
	17	Dak Prescott	Rice 2013 Liberty
	17	Wayne Madkin	Clemson 1999 Peach

MOST ATTEMPTS

No.	Player	Opponent	Bowl
1.	53	Will Rogers	Texas Tech 2021 Liberty
2.	51	Dak Prescott	Georgia Tech 2014 Orange
3.	44	Will Rogers	Illinois 2023 ReliaQuest
4.	42	Dak Prescott	NC State 2015 Belk
5.	40	Greg Plump	North Carolina 1993 Peach
6.	38	Wayne Madkin	Clemson 1999 Peach
7.	32	Nick Fitzgerald	Iowa 2019 Outback
8.	30	Will Rogers	Tulsa 2020 Armed Forces
9.	28	Dak Prescott	Rice 2013 Liberty
	28	Tyler Russell	Northwestern 2013 Gator
	28	Derrick Taite	NC State 1995 Peach

MOST YARDS

No.	Player	Opponent	Bowl
1.	453	Dak Prescott	Georgia Tech 2014 Orange
2.	380	Dak Prescott	NC State 2015 Belk
3.	290	Will Rogers	Texas Tech 2021 Liberty
4.	287	Greg Plump	North Carolina 1993 Peach
5.	283	Dak Prescott	Rice 2013 Liberty
6.	281	Chris Relf	Michigan 2011 Gator
7.	261	Will Rogers	Illinois 2023 ReliaQuest
8.	221	Tommy Stevens	Louisville 2019 Music City
9.	176	Wayne Madkin	Clemson 1999 Peach
10.	156	Matt Wyatt	Texas 1999 Cotton

MOST TOUCHDOWN PASSES

No.	Player	Opponent	Bowl
1.	4	Dak Prescott	NC State 2015 Belk
2.	3	Dak Prescott	Georgia Tech 2014 Orange
	3	Dak Prescott	Rice 2013 Liberty
	3	Chris Relf	Michigan 2011 Gator
5.	2	Tommy Stevens	Louisville 2019 Music City
	2	Tyler Russell	Northwestern 2013 Gator
	2	Wayne Madkin	Texas A&M 2000 Independence

MOST INTERCEPTIONS THROWN

No.	Player	Opponent	Bowl
1.	4	Tyler Russell	Northwestern 2013 Gator
2.	2	Will Rogers	Illinois 2023 ReliaQuest
	2	Nick Fitzgerald	Iowa 2019 Outback
	2	Chris Relf	Wake Forest 2011 Music City
	2	Greg Plump	North Carolina 1993 Peach
	2	John Bond	Nebraska 1980 Sun

RECEIVING

MOST RECEPTIONS

No.	Player	Opponent	Bowl
1.	9	De'Runnya Wilson	Georgia Tech 2014 Orange
	9	Jameon Lewis	Rice 2013 Liberty
3.	8	Willie Harris	North Carolina 1993 Peach
4.	7	Justin Robinson	Illinois 2023 ReliaQuest
	7	Makai Polk	Texas Tech 2021 Liberty
	7	Fred Ross	NC State 2015 Belk
7.	6	Stephen Guidry	Louisville 2019 Music City
	6	Joe Morrow	Georgia Tech 2014 Orange
	6	Fred Ross	Georgia Tech 2014 Orange

MOST YARDS

No.	Player	Opponent	Bowl
1.	220	Jameon Lewis	Rice 2013 Liberty
2.	127	Willie Harris	North Carolina 1993 Peach
3.	117	Joe Morrow	Georgia Tech 2014 Orange
4.	105	De'Runnya Wilson	Georgia Tech 2014 Orange
5.	102	Fred Ross	Georgia Tech 2014 Orange
6.	96	De'Runnya Wilson	NC State 2015 Belk
7.	81	Justin Robinson	Illinois 2023 ReliaQuest
8.	79	LaDarius Perkins	Michigan 2011 Gator
	79	Mardye McDole	Nebraska 1980 Sun
10.	78	Brandon Holloway	NC State 2015 Belk

MOST TOUCHDOWN RECEPTIONS

No.	Player	Opponent	Bowl
1.	2	Brandon Holloway	NC State 2015 Belk
	2	De'Runnya Wilson	Georgia Tech 2014 Orange
3.	1	Justin Robinson	Illinois 2023 ReliaQuest
	1	Rara Thomas	Texas Tech 2021 Liberty
	1	Stephen Guidry	Louisville 2019 Music City
	1	Osirus Mitchell	Louisville 2019 Music City
	1	Kylin Hill	Iowa 2019 Outback
	1	Fred Ross	NC State 2015 Belk
	1	De'Runnya Wilson	NC State 2015 Belk
	1	Fred Ross	Georgia Tech 2014 Orange
	1	Malcolm Johnson	Rice 2013 Liberty
	1	LaDarius Perkins	Rice 2013 Liberty
	1	Artimus Samuel	Rice 2013 Liberty
	1	Arceto Clark	Northwestern 2013 Gator
	1	Malcolm Johnson	Northwestern 2013 Gator
	1	Michael Carr	Michigan 2011 Gator
	1	Arceto Clark	Michigan 2011 Gator
	1	Arceto Clark	Wake Forest 2011 Music City
	1	Ricco Sanders	Michigan 2011 Gator
	1	Donald Lee	Texas A&M 2000 Independence
	1	Dicenzo Miller	Texas A&M 2000 Independence
	1	Dontae Walker	Clemson 1999 Peach
	1	Lahitia Grant	Texas 1999 Cotton
	1	Olanda Truitt	North Carolina 1993 Peach
	1	Trenell Edwards	Air Force 1991 Liberty
	1	Michael Haddix	Nebraska 1980 Sun
	1	Fred Walters	Duquesne 1937 Orange

RUSHING

MOST ATTEMPTS

No.	Player	Opponent	Bowl
1.	27	Keytaon Thompson	Louisville 2017 TaxSlayer
2.	24	Anthony Dixon	UCF 2007 Liberty
	24	Walter Packer	North Carolina 1974 Sun
4.	23	Donald Ray King	Nebraska 1980 Sun
5.	22	James Johnson	Texas 1999 Cotton
6.	20	Nick Fitzgerald	Iowa 2019 Outback
	20	Vick Ballard	Michigan 2011 Gator
	20	Terry Vitrano	North Carolina 1974 Sun
9.	19	LaDarius Perkins	Northwestern 2013 Gator
10.	18	Nick Fitzgerald	Miami [Ohio] 2016 St. Petersburg

MOST YARDS

No.	Player	Opponent	Bowl
1.	183	Walter Packer	North Carolina 1974 Sun
2.	180	Vick Ballard	Wake Forest 2011 Music City
3.	164	Terry Vitrano	North Carolina 1974 Sun
4.	155	Keytaon Thompson	Louisville 2017 TaxSlayer
5.	143	Dontae Walker	Texas A&M 2000 Independence
6.	134	Nick Fitzgerald	Miami [Ohio] 2016 St. Petersburg
7.	112	James Johnson	Texas 1999 Cotton

MOST RUSHING TOUCHDOWNS

No.	Player	Opponent	Bowl
1.	3	Keytaon Thompson	Louisville 2017 TaxSlayer
	3	Vick Ballard	Michigan 2011 Gator
	3	Dontae Walker	Texas A&M 2000 Independence
2.	2	Nick Fitzgerald	Miami [Ohio] 2016 St. Petersburg
	2	Dak Prescott	Rice 2013 Liberty
	2	Vick Ballard	Wake Forest 2011 Music City
	2	Walter Packer	North Carolina 1974 Sun

PUNTING

MOST PUNTS

No.	Player	Opponent	Bowl
1.	11	Blake McAdams	UCF 2007 Liberty
	11	Sonny Bruce	Georgetown 1941 Orange

HIGHEST PUNTING AVERAGE

Avg.	Player (Punts)	Opponent	Bowl
1.	53.0	Andy Russ (3)	NC State 1995 Peach
2.	50.4	Tucker Day (5)	Iowa 2019 Outback
3.	50.0	Dana Moore (5)	Nebraska 1980 Sun

BLOCKED PUNTS

No.	Player	Opponent	Bowl
1	Andre Bennett	NC State	1995 Peach
1	Hunter Corhern	Georgetown	1941 Orange

SCORING

MOST POINTS SCORED			
No.	Player	Opponent	Bowl
1.	18	Keytaon Thompson	Louisville 2017 TaxSlayer
	18	Vick Ballard	Michigan 2011 Gator
	18	Dontae Walker	Texas A&M 2000 Independence
4.	16	Tim Rogers	NC State 1995 Peach
5.	12	Nick Fitzgerald	Iowa 2019 Outback
	12	Nick Fitzgerald	Miami [Ohio] 2016 St. Petersburg
	12	Brandon Holloway	NC State 2015 Belk
	12	De'Runya Wilson	Georgia Tech 2014 Orange
	12	Dak Prescott	Rice 2013 Liberty
	12	Vick Ballard	Wake Forest 2011 Music City
	12	Walter Packer	North Carolina 1974 Sun

MOST FIELD GOALS ATTEMPTED			
No.	Player	Opponent	Bowl
1.	6	Tim Rogers	NC State 1995 Peach
2.	3	Jace Christmann	Iowa 2019 Outback
	3	Dana Moore	Kansas 1981 Hall of Fame
4.	2	Massimo Biscardi	Illinois 2023 ReliaQuest
	2	Jace Christmann	Louisville 2017 TaxSlayer
	2	Evan Sobiesk	Georgia Tech 2014 Orange
	2	Devon Bell	Northwestern 2013 Gator
	2	Brian Hazelwood	Texas 1999 Cotton
	2	Chris Gardner	North Carolina 1993 Peach
	2	Vic Nickels	North Carolina 1974 Sun
	2	Justin Canale	NC State 1963 Liberty

MOST FIELD GOALS MADE			
No.	Player	Opponent	Bowl
1.	5	Tim Rogers	NC State 1995 Peach
2.	3	Jace Christmann	Iowa 2019 Outback
3.	2	Massimo Biscardi	Illinois 2023 ReliaQuest
	2	Evan Sobiesk	Georgia Tech 2014 Orange
	2	Devon Bell	Northwestern 2013 Gator
	2	Vic Nickels	North Carolina 1974 Sun

MISCELLANEOUS

MOST INTERCEPTIONS			
No.	Player	Opponent	Bowl
1.	3	Mark McLaurin	Louisville 2017 TaxSlayer
2.	2	Nickoe Whitley	Northwestern 2013 Gator
3.	1	last: Tyrus Wheat and Emmanuel Forbes	Tulsa 2020 Armed Forces
			Tulsa 2020 Armed Forces

MSU LONG PLAYS

LONGEST RUSH			
No.	Player	Opponent	Bowl
72	Vick Ballard	Wake Forest	2011 Music City

LONGEST PASS			
No.	Pass	Opponent	Bowl
81	Chris Relf to LaDarius Perkins	Michigan	2011 Gator

LONGEST PUNT			
No.	Player	Opponent	Bowl
82	Ike Pickle	Duquesne	1937 Orange

LONGEST FIELD GOAL			
No.	Player	Opponent	Bowl
47	Devon Bell	Northwestern	2013 Gator
47	Dana Moore	Nebraska	1980 Sun

LONGEST PUNT RETURN			
No.	Player	Opponent	Bowl
50	Keffer McGee	NC State	1995 Peach

LONGEST KICKOFF RETURN			
No.	Player	Opponent	Bowl
62	Glen Young	Nebraska	1980 Sun

LONGEST INTERCEPTION RETURN			
No.	Player	Opponent	Bowl
90	Emmanuel Forbes	Tulsa	2020 Armed Forces

OPPONENT LONG PLAYS

LONGEST RUSH			
No.	Player	Team	Bowl
75	Lamar Jackson	Louisville	2017 TaxSlayer

LONGEST PASS			
No.	Pass	Team	Bowl
75	Nate Stanley to Nick Easley	Iowa	2019 Outback

LONGEST PUNT			
No.	Player	Team	Bowl
63	Bucky Scribner	Kansas	1981 Hall of Fame

LONGEST FIELD GOAL			
No.	Player	Team	Bowl
52	Caleb Griffin	Illinois	2023 ReliaQuest

LONGEST PUNT RETURN			
No.	Player	Team	Bowl
24	Bracey Walker	North Carolina	1993 Peach

LONGEST KICKOFF RETURN			
No.	Player	Team	Bowl
41	Martavious Odoms	Michigan	2011 Gator

LONGEST INTERCEPTION RETURN			
No.	Player	Team	Bowl
44	Cliff Baskerville	North Carolina	1993 Peach