



# WF FOOTBALL



8 BOWL GAMES SINCE 2016 » 2 ACC CHAMPIONSHIPS » 4 ACC PLAYER OF THE YEAR WINNERS » 32 ALL- AMERICANS » 147 NFL DRAFT PICKS

## GAME 13

### WAKE FOREST DEMON DEACONS

8-4 | 4-4 ACC

**Head Coach:** Jake Dickert

**Record at Wake Forest:** 8-4 (.667) / 1st year

**Career Record:** 31-24 / 5th year

**Last Game:** L, 49-32 vs Duke (Nov. 29, 2025)

VS

### MISSISSIPPI STATE BULLDOGS

5-7 | 1-7 ACC

**Head Coach:** Jeff Lebby

**Record at Mississippi State:** 7-17 (.292) / 2nd year

**Career Record:** Same

**Last Game:** L, 19-38 vs No. 6 Ole Miss (Nov. 29, 2025)

JANUARY 2, 2025 // 8:00 PM // ESPN // BANK OF AMERICA STADIUM // CHARLOTTE, N.C.

## ON THE AIR

**TV:** ESPN

**Play-by-Play:** Anish Shroff

**Analyst:** Andre Ware

**Reporter:** Paul Carcaterra

**RADIO:** Wake Forest Radio Network

**Local:** WBFF-FM 98.1 | WPOL 1340 AM / WPOL 103.5 FM

**SiriusXM:** 382

**Internet:** 972

**Web:** GoDeacs.com

**Play-by-Play:** Stan Cotten

**Analyst:** Lary Sorensen

**Sideline:** Dave Goren

## SOCIAL MEDIA

**Twitter:** @WakeFB

**Instagram:** wakefootball

**Facebook:** Wake Forest Football

## BY THE NUMBERS

4

**Jake Dickert** has four bowl appearances in his five seasons since becoming a head coach in 2021.

4

In his five years as a head coach, **Jake Dickert** has had four ranked wins with three coming in the 2022 and 2023 seasons and last week at No. 12 Virginia.

181

Since arriving at the FBS level in 2017, **Jake Dickert's** defenses have totaled 181 turnovers. That total would be the 16th most by any school in the country during that seven-year stretch and the only ACC school to have more would be Clemson and SMU.

4

Wake Forest is in search of its ninth win of the season which would be the fourth time in program history and first since 2021.

8

Eight of the Deacs 18 bowl games in program history have come in the last 10 years. Wake Forest holds a 11-6 all-time mark including 5-2 in the College Football Playoff era.



### QUICK COMPARISON (Stats)

26.8 (74/11)	Points/Game	(45/9) 30.5
21.5 (38/6)	Points Allowed/Game	(95/15) 29.2
156.8 (71/6)	Rush Yards/Game	(66/9) 161.3
122.3 (34/8)	Rush Yards Allowed/Game	(117/16) 189.5
232.3 (60/12)	Pass Yards/Game	(57/8) 236.8
199.7 (40/5)	Pass Yards Allowed/Game	(60/8) 216.3
389.1 (68/10)	Total Offense/Game	(57/8) 398.0
321.9 (26/4)	Total Defense/Game	(104/15) 405.8

(2025 National Ranking/Conference Ranking) as of Dec. 6, 2025

## KEY STORYLINES

### DC1

Senior running back **Demond Claiborne** has been one of the most efficient runners in the country so far this season with 5.07 yards per carry and 907 total rushing yard. His rushing yards rank third in the ACC going into Saturday:

#### 2025 ACC Yards Per Carry

Rk.	Carries	Yards	YPC
1. J'Mari Taylor (Virginia)	222	1,062	4.78
2. Nate Sheppard (Duke)	178	962	5.40
3. Hollywood Smothers (NC State)	160	939	5.87
4. Haynes King (Georgia Tech)	178	922	5.17
5. <b>Demond Claiborne (Wake)</b>	179	907	5.07

Additionally, his 193 yards rushing against Western Carolina are the most by a Wake Forest player since **Cade Carney** ran for 226 yards against Duke on Nov. 24, 2018.

With three games to play in the regular season, Claiborne has a chance to finish in fourth on the all-time Wake Forest rushing list:

#### 2025 ACC Rushing TDs

Rk.	Career Rushing Yards
1. Chris Barclay (2002-05)	4,032
2. James McDougland (1976-79)	3,811
3. Michael Ramseur (1982-85)	3,325
4. <b>Demond Claiborne (2022-Pres.)</b>	2,599
5. Tarence Williams (1999-02)	2,581

Additionally with multiple rushing touchdowns against No. 16 Georgia Tech on, Claiborne is now in the top five in program history in rushing touchdowns and continues to climb:

#### Rank Career Rushing Touchdowns

1. Chris Barclay (2002-05)	40
T2. James McDougland (1976-79)	30
T2. Michael Ramseur (1982-85)	30
4. Larry Russell (1969-71)	29
5. <b>Demond Claiborne (2022-Pres.)</b>	26

### BUILT IN THE DARK

'**Built in the Dark**' is the program's new cultural identity, signaling the beginning of a bold new era under head coach Jake Dickert.

- More than a mantra, '**Built in the Dark**' reflects the belief that the effort no one sees creates the moments no one forgets – a mentality rooted in preparation and discipline, and forged through connection.
- The identity aligns closely with Wake Forest University's transformational mission to prepare principled leaders through intentional effort, resilience, and purpose.

### JAKE FOREST

**Jake Dickert** was named the 33rd head coach of the Wake Forest football program on Dec. 18, 2024.

During his time at the helm of the Washington State football program, Dickert accumulated a record of 23-20 (.535), reaching three bowl games in four seasons while also being nationally ranked each of the past two seasons.

During his time on the Palouse, he trained 2024 Heisman Finalist and First Overall Pick **Cam Ward** and 2024 Manning Finalist **John Mateer**. He has also had nine players drafted to the NFL in the last four years alone.

With the win against Delaware, head coach Jake Dickert earned his eighth win in his first season at Wake Forest, the most wins in program history by a first-year head coach.

### NANDO TACKLES EVERYTHING

Through 12 games, Nick Andersen leads the team in tackles, totaling 94 including a team-high and season-high 11 against NC State and Florida State.

Going into the bowl game, Andersen ranks fourth in the ACC in tackles per game:

Rank	School	Tackles/Game
1. Caden Fordham	NC State	10.8
2. Rasheem Biles	Pitt	9.4
3. Matt Rose	Stanford	8.8
4. Cade Uluave	Cal	8.2
T5. <b>Nick Andersen</b>	<b>Wake Forest</b>	<b>7.8</b>
T5. KP Price	Boston College	7.8

Overall in his Wake Forest career, Andersen has collected 357 total tackles which ranks eighth in program history and is the most by a Demon Deacon since 2000:

#### Wake Forest Total Tackles Since 2000

Rank	Total Tackles
1. <b>Nick Andersen (2020-Pres.)</b>	<b>357</b>
2. Ryan Smenda Jr. (2018-22)	355
3. Aaron Curry (2005-08)	332
4. Ryan Javion (2013-16)	328
5. Brandon Chubb (2012-15)	326

## 2025 SCHEDULE & RESULTS



KENNESAW ST

AUG. 29 / 7:00 PM



WESTERN CAROLINA

SEPT. 6 / 2:00 PM



NC STATE

SEPT. 11 / 7:30 PM



GEORGIA TECH

SEPT. 27 / NOON



at VIRGINIA TECH

OCT. 4 / 1:00 PM



at OREGON ST

OCT. 11 / 3:30 PM



SMU

OCT. 25 / NOON



at FLORIDA ST

NOV. 1 / 7:30 PM



at VIRGINIA

NOV. 8 / 7:00 PM



NORTH CAROLINA

NOV. 15 / 4:30 PM



DELAWARE

NOV. 29 / NOON



at DUKE

NOV. 29 / 3:30 PM



DUKE'S MAYO BOWL

DEC. 2 / 8:00 PM

ESPN

## THIS WEEK'S OPPONENT

## MISSISSIPPI STATE



## 2025 MISSISSIPPI STATE LEADERS

RUSHING	G	Att.	Yds.	Avg.	TD	Yds/G
Fluff Bothwell	10	128	639	5.0	6	63.9
Davon Booth	12	136	553	4.1	7	46.1
Kamario Taylor	10	64	395	6.2	7	39.5

PASSING	G	Cmp-Att.	Pct.	Yds.	TD-INT	Yds/G
Blake Shapen	11	195-303	64.4	2,433	15-8	221.2
Kamario Taylor	10	30-55	54.5	388	4-1	38.8

RECEIVING	G	No.	Yds.	Avg.	TD	Yds/G
Anthony Evans III	12	63	751	11.9	4	62.6
Brenen Thompson	12	53	948	17.9	6	79.0
Seydou Traore	12	34	358	10.5	5	29.8

DEFENSE	G	Solo	Asst	Total	TFL-Yds	FF
Jahron Manning	12	33	52	85	3.0-5	0
Nic Mitchell	12	13	59	72	5.0-35	0
Brylan Lanier	12	36	29	65	2.5-8	0

## 2025 SCHEDULE

Date	Opponent	Time/Result
Aug. 30	at Southern Miss	W, 34-17
<b>Sep. 6</b>	<b>No. 12 Arizona State</b>	<b>W, 24-20</b>
<b>Sep. 13</b>	<b>Alcorn State</b>	<b>W, 63-0</b>
<b>Sep. 20</b>	<b>Northern Illinois</b>	<b>W, 38-10</b>
<b>Sept. 27</b>	<b>No. 15 Tennessee*</b>	<b>L, 34-41</b>
Oct. 4	at No. 6 Texas A&M*	L, 9-31
Oct. 18	at Florida*	L, 21-23
<b>Oct. 25</b>	<b>Texas*</b>	<b>L, 38-45 (OT)</b>
Nov. 1	at Arkansas*	W, 38-35
<b>Nov. 8</b>	<b>No. 5 Georgia*</b>	<b>L, 21-41</b>
Nov. 15	at Missouri*	L, 27-49
<b>Nov. 29</b>	<b>No. 6 Ole Miss*</b>	<b>L, 19-38</b>
Jan. 2	vs. Wake Forest#	8:00 p.m.

-All Times Eastern-

- SEC Game \*

-Home Games in **Bold**-

- Duke's Mayo Bold #

## SERIES HISTORY vs. MISSISSIPPI STATE

## SECOND MEETING

## MISSISSIPPI STATE LEADS, 1-0

at Wake Forest: 0-0

at Mississippi State: 0-0

Biggest Win: N/A

Biggest Loss: 17-23 (12/30/2011)

Longest Winning Streak: N/A

Longest Losing Streak: 1 (2011-Pres.)

Current Streak: MSST, 1 (2011-Pres.)

## NOTING THE BULLDOGS

- Mississippi State ended the regular season with a 5-7 record.
- The Bulldogs started the season 4-0, including an upset win over No. 12 Arizona State in Starkville.
- Mississippi State is 2-3 in one score games this season.
- The rush attack has been a major part of the Mississippi State offense this season as the Bulldogs have totaled 1,882 yards and 28 touchdowns on the ground this season
- Five players have scored multiple touchdowns on the ground, with three accounting for 20 of the team's 28 rushing scores.
- Sophomore running back Fluff Bothwell led the Bulldogs with 639 rushing yards and six touchdowns while averaging 63.9 yards per game.
- Graduate student Davon Booth has added 553 yards and a team-best seven touchdowns on the ground.
- Quarterback Blake Shapen has thrown for 2,433 yards and 15 touchdowns this season.
- Meanwhile, freshman quarterback Kamario Taylor has totaled 388 yards and four touchdowns through the air, as well as seven rushing touchdowns.
- Three Bulldog wide receivers have combined for 2,057 receiving yards and 15 of Mississippi State's 19 receiving touchdowns.
- Junior Anthony Evans III led the team with 63 catches while totaling 751 yards and four touchdowns.
- Senior Brenen Thompson leads the Bulldogs with 948 yards and six touchdowns, while tight end

Seydou Traore has hauled in five touchdown receptions.

- The Mississippi State defense has recorded 12 interceptions in 2025.
- Safety Brylan Lanier has picked off opposing quarterbacks three times this season to go along with his 65 total tackles, including a team-high 36 solo efforts.
- The Bulldogs are led defensively by senior Jahron Manning, who has recorded a team-best 85 tackles.
- Mississippi State has tallied 54 tackles-for-loss this season, including 20 sacks.
- Senior linebacker Malick Sylla leads the team with six TFLs.
- Linebacker Nic Mitchell has notched 2.5 sacks and five TFLs as part of 72 total tackles this season.

## SERIES INFO

- The game between Wake Forest and Mississippi State marks just the second ever meeting between the two schools.
- The only ever meeting between the Demon Deacons and the Bulldogs came during the 2011 season at the Music City Bowl in Nashville, Tenn.
- The Deacs fell to the Bulldogs, 23-17.
- Brandon Pendengrass and Tommy Bohanon both recorded touchdown runs in the game.

## CROSSING PATHS

- The matchup between the Demon Deacons and the Bulldogs features three matchups between former high school teammates.
- Langston Hardy and Branden Jennings (Sandalwood)
- Darius Jones and Colin Coates (Saint Frances Academy)
- Zach Lohavichan and Kedrick Bingley-Jones (Providence Day)
- The bowl game will also feature three matchups between former college teammates.
- Robby Ashford and DJ Reed (Auburn)
- Deshawn Purdie and Colin Coates (Charlotte)
- Lardarius Webb Jr., Will Loerzel, and Fluff Bothwell (South Alabama)
- One player on the Mississippi State roster is from North Carolina.
- Kedrick Bingley-Jones, DL (Concord)
- Six players on Wake Forest are from the Charlotte area.
- Braxton Winston III, DB (Providence Day)
- Will Cobb, LS (Weddington)
- Ryan Henley, RB (Charlotte Christian)
- Hugh O'Brien, WR (Charlotte Catholic)
- Zach Lohavichan, DL (Providence Day)
- Matthew Dennis, K (Myers Park)

## 2025 STATS COMPARISON

CATEGORY	WF	MSST
Record	8-4	5-7
Conf. Record	4-4	1-7
Points Scored	322	366
Total Offense	4,669	4,781
Rushing Offense	1,882	1,940
Passing Offense	2,787	2,841
Points Allowed	258	350
Total Defense	3,683	4,870
Rushing Defense	1,467	2,274
Passing Defense	2,396	2,596
Kickoff Ret. Avg.	22.7	12.8
Punt Ret. Avg.	11.9	11.3
Net Punting	35.0	43.0
Time of Possession/Game	28:52	27:44
3rd Down Conversions	67-174, 39%	76-174, 44%
Opp. 3rd Down Conversions	70-191, 37%	65-164, 40%
4th Down Conversions	12-21, 57%	13-27, 48%
Fumbles Recovered	11	5
Passes Intercepted	4	12
Fumbles Lost	10	6
Interceptions Thrown	10	9
Turnovers Gained	15	17
Turnovers Lost	20	15
Passing Efficiency	127.5	141.0
Pass Efficiency Defense	112.5	132.9
Penalties	87	87
Yards Penalized	827	740
Sacks	25	20
Tackles For Loss	86	54
First Downs	224	265
First Downs Allowed	223	258
Red Zone Offense	29-39, 74%	41-46, 89%
Red Zone Defense	39-48, 81%	33-41, 80%

## MISSISSIPPI STATE COACHING STAFF

Jeff Lebby	Head Coach
Anthony Tucker	Assistant Head Coach/Pass Game Coordinator/Running Backs
Zach Arnett	Defensive Coordinator
Matt Barnes	Co-Defensive Coordinator/Safeties
Corey Bell	Cornerbacks
Chad Bumphis	Wide Receivers
Jon Cooper	Run Game Coordinator/Tight Ends
Vincent Dancy	Defensive Ends/Outside Linebackers
Matt Holecak	Quarterbacks
Phil Loadholt	Offensive Line
Cliff Odom	Special Teams Coordinator
David Turner	Defensive Line

2025 SCHEDULE & RESULTS

Date	Opponent	Location	TV	Time	Series/Result	Notable
Aug. 29	 <b>KENNESAW STATE</b> Owls (10-3)	Winston-Salem, N.C. Allegacy Stadium	ACCN	7:00 p.m.	W, 10-9	Wake Forest holds a record of 9-1 in its last 10 season-opening games dating back to 2015.
Sept. 6	 <b>WESTERN CAROLINA</b> Catamounts (7-5)	Winston-Salem, N.C. Allegacy Stadium	ACCNX	2:00 p.m.	W, 42-10	Dating back to 2000, Wake Forest has won its last 19 games against FCS opponents.
Sept. 11	 <b>NC STATE</b> Wolfpack (7-5)	Winston-Salem, N.C. Allegacy Stadium	ESPN	7:30 p.m.	L, 24-34	Second-longest consecutively played game in the country, dating back to 1910.
Sept. 27	 <b>GEORGIA TECH</b> Yellow Jackets (9-3)	Winston-Salem, N.C. Allegacy Stadium	ESPN	12:00 p.m.	L, 29-30 (OT)	This marks just the fifth time the two teams have met since the 2006 ACC Championship.
Oct. 4	 <b>at VIRGINIA TECH</b> Hokies (3-9)	Blacksburg, Va. Lane Stadium	The CW	1:00 p.m.	W, 30-23	Wake Forest has won its last seven of its last nine games against Virginia schools.
Oct. 11	 <b>at Oregon State</b> Beavers (2-10)	Corvallis, Ore. Reser Stadium	The CW	3:30 p.m.	W, 39-14	This is the first time Wake Forest will play in Oregon, the 32nd state the Deacs have played in all-time
Oct. 25	 <b>SMU</b> Mustangs (8-4)	Winston-Salem, N.C. Allegacy Stadium	The CW	12:00 p.m.	W, 13-12	The marks the first meeting between SMU and Wake Forest since 1975.
Nov. 1	 <b>at FLORIDA STATE</b> Seminoles (5-7)	Tallahassee, Fla. Bobby Bowden Field	ACCN	7:30 p.m.	L, 7-42	Wake Forest is looking for back-to-back wins at FSU for the first time since 2006 & 2008.
Nov. 8	 <b>at VIRGINIA</b> Cavaliers (10-3)	Charlottesville, Va. Scott Stadium	ESPN	7:00 p.m.	W, 16-9	Wake Forest has won its last seven of its last nine games against Virginia schools.
Nov. 15	 <b>NORTH CAROLINA</b> Tar Heels (4-8)	Winston-Salem, N.C. Allegacy Stadium	The CW	4:30 p.m.	W, 28-12	Deacs & Tar Heels played one-score games in last five matchups; '24, '22, '21, '20, '19.
Nov. 22	 <b>DELAWARE</b> Blue Hens (6-6)	Winston-Salem, N.C. Allegacy Stadium	ACCN	12:00 p.m.	W, 52-14	This marks the third meeting all-time with the other two games coming in 1932 and 2016.
Nov. 29	 <b>at DUKE</b> Blue Devils (8-5)	Durham, N.C. Wallace Wade Stadium	ACCN	3:30 p.m.	L, 32-49	Since 2000, Wake Forest holds a 16-7 record in the series including three of the last six.
Jan. 2	 <b>DUKE'S MAYO BOWL</b> Mississippi State (5-7)	Charlotte, N.C. Bank of America Stadium	ESPN	8:00 p.m.	O-1	Wake Forest last played in the Duke's Mayo Bowl in 2020, falling to Wisconsin.

DEACS IN THE 2025 STATS RANKINGS

TEAM (FBS & ACC)

Category	FBS	ACC	Value
Rushing Offense Per Game	72	6	156.8
Passing Offense Per Game	60	12	232.3
Passing Efficiency	84	13	127.5
Total Offense Per Game	68	10	389.1
Scoring Offense Per Game	74	11	26.8
Rushing Defense Per Game	34	8	122.3
Passing Yards Allowed Per Game	38	5	199.7
Pass Efficiency Defense	16	1	112.5
Total Defense Per Game	26	4	321.9
Scoring Defense Per Game	38	6	21.5
Net Punting	128	17	34.8
Punt Return Average	25	4	11.9
Kickoff Return Average	T-35	T-5	22.7
Turnover Margin Per Game	T-102	T-12	-0.4
Sacks Per Game	T-62	T-10	2.1
Sacks Allowed Per Game	T-22	T-3	1.3
Tackles for Loss Per Game	T-8	2	7.2

INDIVIDUAL (TOP 50 FBS)

Category	Name	Rk	Value
Field Goal Percentage	Connor Calvert	T-47	.818
Field Goals Per Game	Connor Calvert	T-32	1.5
Fumbles Recovered	Jayden Loving	T-2	3
	Dylan Hazen	T-12	2
Kickoff Return Touchdowns	Chris Barnes	T-5	1
Passing Yards/Completion	Robby Ashford	32	12.7
Punt Return Touchdowns	Carlos Hernandez	T-6	1
Punt Returns	Carlos Hernandez	13	12.5
Rushing Touchdowns	Demond Claiborne	T-42	10
Rushing Yards	Demond Claiborne	46	907
Rushing Yards Per Game	Demond Claiborne	50	75.6
Sacks	Langston Hardy	T-33	0.58
	Nuer Gatkuth	T-47	0.55
Tackles For Loss	Langston Hardy	T-5	1.4

INDIVIDUAL (TOP 10 ACC)

Category	Name	Rk	Value
All Purpose Yards	Demond Claiborne	10	88.7
Combined Kick Returns	Carlos Hernandez	8	268
	Chris Barnes	9	263
Field Goal Percentage	Connor Calvert	10	.818
Field Goals Per Game	Connor Calvert	6	1.5
Fumbles Recovered	Jayden Loving	T-1	3
	Dylan Hazen	T-3	2
Kickoff Return Touchdowns	Chris Barnes	T-1	1
Passing Yards/Completion	Robby Ashford	2	12.7
Punt Return Touchdowns	Carlos Hernandez	T-2	1
Punt Returns	Carlos Hernandez	2	12.5
Rushing Yards Per Carry	Demond Claiborne	7	5.1
Rushing Touchdowns	Demond Claiborne	T-5	10
Rushing Yards	Demond Claiborne	4	907
Rushing Yards Per Game	Demond Claiborne	4	75.6
Sacks	Langston Hardy	T-5	0.58
	Nuer Gatkuth	9	0.55
Scoring	Connor Calvert	T-8	6.9
Tackles For Loss	Langston Hardy	T-1	1.4
Total Offense	Robby Ashford	10	243.0
Total Points Scored	Connor Calvert	T-8	83
Total Tackles	Nick Andersen	T-5	8.1
Total Touchdowns	Demond Claiborne	T-8	10
Yards Per Pass Attempt	Robby Ashford	9	7.5
Yards Per Reception	Carlos Hernandez	9	15.8

NOTING THE DEACS

IMMEDIATE IMPACT

- With the win against Delaware, head coach Jake Dickert earned his eighth win in his first season at Wake Forest. The victory gave him the most wins by a first-year head coach:
  - 1. Jake Dickert (2025) - 8**
  - 2. Bill Dooley (1987) - 7
  - T3. Jim Grobe (2001) - 6
  - T3. Tom Rogers (1951) - 6
  - T3. F.S. "Pat" Miller (1929) - 6
  - T3. Hank Garrity (1923) - 6
  - T7. Bill Tate (1964) - 5
  - T7. James Baldwin (1926) - 5
- Additionally, he has been one of the winningest first-year head coaches in the country this season:
  - 2025 FBS First-Year Head Coaches - Most Victories**
  - 10 - Dan Mullen, UNLV
  - 10 - Jerry Mack, Kennesaw State
  - 9 - Jason Eck, New Mexico
  - 8 - Jake Dickert, Wake Forest**
  - 8 - Charles Kelly, Jacksonville State
  - 8 - Matt Entz, Fresno State
  - 7 - Charles Huff, Southern Miss
  - 7 - Matt Drinkall, Central Michigan

WINNINGEST PROGRAM IN THE CAROLINAS

- Since 2001, Wake Forest football has been the best football program in the state of North Carolina as the Demon Deacons boast an overall record of 50-30 (.625) against all in-state opponents. The Deacs lead in win percentage in this category among its Big Four rivals.

Cumulative Record vs. In-State Opponents Since 2001

Rk.	Record
1. Wake Forest	50-29 (.625)
2. NC State	47-31 (.602)
3. North Carolina	51-34 (.600)
4. Duke	38-39 (.404)
The Demon Deacons have now won seven games during the 2025 season and are the winningest Power 4 program in the Carolinas and are the winningest FBS team in the Carolinas.	
Records of North & South Carolina FBS Programs:	
• Wake Forest: 8-4 (ACC)	
• East Carolina: 8-4 (American)	
• Duke: 8-5 (ACC)	
• Coastal Carolina: 6-6 (Sun Belt)	
• NC State: 7-5 (ACC)	
• Clemson Tigers: 7-5 (ACC)	
• Appalachian State: 5-7 (Sun Belt)	
• North Carolina: 4-8 (ACC)	
• South Carolina: 4-8 (SEC)	
• Charlotte 49ers: 1-11 (American)	
Additionally in the last decade (2016-Pres.), the Deacs are the sixth-most wins in the ACC:	
• Clemson -- 111	
• Miami -- 79	
• NC State -- 76	
• Pitt -- 73	
• Louisville -- 72	
• Wake Forest -- 69	
• Florida State -- 66	
Additionally in the College Football Playoff Era (2014-Pres.), the Deacs recorded the first, second, fifth, sixth, seventh and eighth highest win totals in a single five-year period and the current five-year period (2021-25) of 34 wins ranks sixth all-time:	
• 38 (2017-21)	
• 37 (2018-22)	
• 36 (2004-08 & 2006-10)	
• 35 (2021-25)	
• 35 (2019-23)	
• 34 (2016-20)	
• 33 (2015-19)	
• 31 (2020-24)	
• 31 (1944-48)	
• 30 (1940-44)	

HOME FIELD ADVANTAGE

- With record-setting crowds, multiple sellouts and the best student attendance in school history, playing at home over the past seven seasons has given Wake Forest a huge edge. The Demon Deacons hold a 29-15 (.659) record in home contests since the start of the 2019 season which included a program-record 11-game winning streak spanning from the 2020 to 2022 seasons. The 65.9 percent win rate ranks sixth in the ACC during that time period:

Rank	School	Wins	Losses	Pct.
1	Clemson	39	8	.83.0
2	NC State	37	11	.77.1
3	Miami	33	13	.71.7
4	Louisville	31	14	.68.9
5	Wake	29	15	.65.9
6	Pittsburgh	30	17	.63.8
7	Florida St	29	17	.63.0
T8	N Carolina	28	17	.62.2
T8	Virginia	28	17	.62.2
10	Duke	26	17	.60.5

IN NON-CONFERENCE PLAY

- The Demon Deacons have the best record vs. non-ACC teams over the past seven years with a record of 23-7 (.767), the best winning percentage in that time period:

Rank	Team	Wins	Losses	Win Pct.
1.	Wake	23	7	.767
2.	Clemson	26	10	.722
3.	Syracuse	20	8	.714
T4.	NC State	20	9	.690
T4.	Duke	20	9	.690

WINNING THE CLOSE ONES

- During eight bowl appearances since 2016, the Deacs have found a winning formula in one-score ball games, capturing three or more wins by one score in seven of those seasons with a total of 28 wins in 49 such games, the most in the ACC. The Deacs hold the fourth-best winning percentage in

those games since 2016 in the ACC and have the second-most wins overall by one score:

Rank	School	Wins	Losses	Pct.
1	Clemson	26	13	.66.7
2	GT	25	19	.58.1
T3	Wake	28	21	.57.1
T3	NC State	28	21	.57.1
5	SMU	27	21	.56.3

ROAD WARRIORS

- With the win at Virginia Tech, this marks the ninth time in the last 10 years that the Demon Deacons have won their first road game of the season with the only loss coming in the COVID-shortened 2020 season at NC State:

Date	Opponent	Result
Oct. 4, 2025	at Virginia Tech	W, 30-23
Oct. 5, 2024	at NC State	W, 34-30
Sept. 16, 2023	at Old Dominion	W, 27-24
Sept. 10, 2022	at Vanderbilt	W, 45-25
Sept. 24, 2021	at Virginia	W, 37-17
Sept. 19, 2020	at NC State	L, 42-45
Sept. 6, 2019	at Rice	W, 41-21
Aug. 31, 2018	at Tulane	W, 23-17 (OT)
Sept. 9, 2017	at Boston College	W, 34-10
Sept. 10, 2016	at Duke	W, 24-14

- With a win at Oregon State, Head Coach **Jake Dickert** is one of five Wake Forest coaches to start their Demon Deacon career 2-0 or better on the road and first since 1987.
- Overall, the win at Virginia is Wake Forest's 18th victory over a top-20 ranked opponent and the highest AP poll road ranked win since defeating No. 12 Georgia on Sept. 12, 1979.

BEST TEAM IN THE STATE OF VIRGINIA

- Wake Forest has been dominant over teams in the state of Virginia as the Deacs have won nine of the last 11 over teams from the state. This includes at least one win in five of the last six seasons:

Nov. 8, 2025	at No. 12 Virginia	W, 16-9
Oct. 4, 2025	at Virginia Tech	W, 30-23
Sept. 7, 2024	vs. Virginia	L, 31-20
Oct. 14, 2023	at Virginia Tech	L, 30-13
Sept. 16, 2023	at Old Dominion	W, 27-24
Sept. 17, 2022	vs. Liberty	W, 37-36
Sept. 24, 2021	at Virginia	W, 37-17
Sept. 11, 2021	vs. Norfolk State	W, 41-16
Sept. 3, 2021	vs. Old Dominion	W, 42-10
Oct. 24, 2020	vs. No. 19 Virginia Tech	W, 23-16
Oct. 17, 2020	vs. Virginia	W, 40-23

- Over this span, the Demon Deacons have outscored Virginia teams 336-235.

STOUT DEFENSE

- So far this season, Wake Forest has held seven of 12 opponents to 14 points or less, marking the most games by a Demon Deacon defense since they had eight during the historic 2006 ACC Championship season. This includes 14 points or less against two current top 25 teams in No. 19 Virginia and No. 25 SMU. Additionally, the Deacs have not allowed a touchdown in conference play over the last eight quarters, holding both Virginia and North Carolina without a touchdown.

- Through 12 games of the season, Wake Forest has allowed just 21.5 points per game (an improvement of 12.0 PPG from last season) and it ranks 38th nationally and sixth in the ACC:

Rank	PPG Allowed
1. Miami	13.8
2. Clemson	20.4
3. Virginia	20.5
4. SMU	20.7
5. Florida State	21.1
6. Wake Forest	21.5

- Wake's defense held SMU to 246 yards of offense, the fewest in a game for the Mustangs since Nov. 28, 2015, against Memphis. In addition to scoring defense, the Demon Deacons also rank 26th nationally in total defense and fourth in the ACC:

Rank	Total Defense
1. Miami	277.8
2. Louisville	300.3
3. Virginia	313.3
4. Wake Forest	321.9
5. Florida State	328.8

- Against Virginia Tech, Wake Forest only allowed 111 passing yards in the game which was the fewest by a Hokie team since Dec. 27, 2023 and it also marked the fewest by a Jake Dickert coached team:

Rk.	Opp.	Pass Yds	Opponent at Virginia Tech	Date
1.	111		at Virginia Tech	Oct. 4, 2025
2.	135		Oregon	Nov. 31, 2021
3.	141		Oregon State	Oct. 15, 2022
4.	142		Stanford	Nov. 4, 2023
5.	147		BYU	Oct. 23, 2021

- Through 12 games the Demon Deacons have had the fifth-best passing defense in the ACC and also rank 40th nationally:

Rank	Passing Defense
1. Louisville	190.6
2. Florida State	190.8
3. Miami	190.9
4. Cal	197.1
5. Wake Forest	199.7

- Allowing just nine points against Kennesaw State, it marked the fewest points allowed in a game since Oct. 30, 2021 and was just the seventh game with single-digit points allowed in the last decade:

2025 HONORS & AWARDS

DALLAS AFALAVA • DL • R-JR

- Polynesian College Football Player of the Year Watch List

NICK ANDERSEN • DB • R-SR

- William V. Campbell Trophy Nominee
- Athlon Preseason Second Team All-ACC (Safety)
- Phil Steele Preseason Third Team All-ACC (Safety)
- East/West Shrine Bowl 1000 Watch List

ROBBY ASHFORD • QB • R-SR

- Johnny Unitas Golden Arm Award Watch List

CHRIS BARNES • WR • R-FR

- ACC Rookie of the Week (Oct. 13)
- Earl Campbell Tyler Rose Award honorable mention (Oct. 14)
- Paul Hornung Award Honor Roll (Oct. 14)

DEMOND CLAIBORNE • RB • SR

- ACC Running Back of the Week (Sept. 8 and Oct. 13)
- Phil Steele Preseason Fourth Team All-America (All-Purpose)
- Walter Camp Player of the Year Preseason Watch List
- Maxwell Award Preseason Watch List
- Doak Walker Award Preseason Watch List
- Paul Hornung Trophy Preseason Watch List
- Sports Info Solutions Preseason First Team All-ACC Team (Running Back)
- Phil Steele Preseason Second Team All-ACC (All-Purpose)
- Athlon Preseason Second Team All-ACC (Running Back)
- The Athletic Freaks List No. 63
- Senior Bowl 300 Watch List
- East/West Shrine Bowl 1000 Watch List

CONNOR CALVERT • K • R-FR

- ACC Rookie of the Week (Oct. 27)

WILL COBB • LS • R-SR

- PFF Preseason Team All-ACC (Long Snapper)

FA'ALILI FA'AMOE • OL • R-SR

- Polynesian College Football Player of the Year Watch List
- Athlon Preseason Fourth Team All-ACC (Offensive Line)
- Senior Bowl 300 Watch List
- East/West Shrine Bowl 1000 Watch List

DYLAN HAZEN • LB • R-SR

- Athlon Preseason Third Team All-ACC (Linebacker)
- Phil Steele Preseason Third Team All-ACC (Linebacker)
- East/West Shrine Bowl 1000 Watch List

ALEC MARENCO • LB • R-SR

- East/West Shrine Bowl 1000 Watch List

DAVAUGHN PATTERSON • DB • R-SO

- ACC Defensive Back of the Week (Oct. 27)
- Athlon Preseason Fourth Team All-ACC (Cornerback)
- Phil Steele Preseason Fourth Team All-ACC (Cornerback)

KARON PRUNTY • DB • R-SR

- East/West Shrine Bowl 1000 Watch List

ZAMARI STEVENSON • DB • R-JR

- Allstate/AFCA Good Works Team Nominee
- Allstate Wuerffel Trophy Nominee

DEGREES IN HAND

- 25 players on Wake Forest's roster have already received their undergraduate degree prior to the 2025 season.

Wake Forest graduates:

- DB Nick Andersen - Communication
- DB Anthony Borriello - Communication
- LS Will Cobb - B.A. Politics & International Affairs
- DL Wyatt Crespi - B.A. Economics
- K Matthew Dennis - Psychology
- LB Dylan Hazen - Finance from Wake Forest
- DL Zach Lohavichan - Business and Enterprise Management
- DL George Sell - B.A. Economics
- DL B.J. Williams - Health and Exercise Science

Undergrad Degrees from Other Schools:

- QB Robby Ashford - Service Management from South Carolina
- WR Sterling Berkhalter - Interdisciplinary Studies from Cincinnati
- WR Karate Brenson - Business Administration from Tennessee State
- RB Jamario Clements - Integrated Marketing Communications from Duquesne
- DL Jacob Dennison - Psychology from Ohio
- DL Fa'alili Fa'amoe - Human Development from Washington State
- TE Eni Falayi - Communications Studies from Utah Tech
- DL Langston Hardy - Applied & Resource Economics from UConn
- DB Braylon Johnson - Property Management from Virginia Tech
- DL Devin Kylany - Human Development from Washington State
- DL Jayden Loving - Interdisciplinary Studies from Western Kentucky
- LB Alec Marenco - Business Administration from Kansas State
- DB Karon Prunty - Liberal Studies from North Carolina A&T
- WR Sawyer Racanelli - Forensic Studies from Montana
- DB Lardarius Webb - Interdisciplinary Studies from South Alabama
- DB Ashaad Williams - Professional Marketing from North Alabama



## THE ONLY

- Wake Forest is the only FBS program with a 990 APR, 90-plus graduation rate and seven or more bowl games since 2016.
- The football program was one of seven athletic programs on campus to have a 990 APR or higher in the latest report.
- The program also was a Public Recognition Award recipient as one of the top-10 percent in FBS football.



## MEET THE NEW DEACS

### 2025 FRESHMAN CLASS

6	Pizzella, Steele	QB
15	Oehlke, Elijah	QB
20	Winston III, Braxton	DB
26	Gillens, Freddie	DB
29	Searcy, Jamar	RB
29	Wiebush, William	DB
30	Blackwell, Jerron	DB
35	Bartley, Koredell	DB
36	Carethers, Seth	DB
39	Lowenberg, Joel	LB
41	Townes, Kalil	DB
48	Funderburk, Cole	OL
55	Dembele, Kadear	OL
60	Saba, Will	OL
62	Offutt, Jaishoun	OL
67	Demaine, Elliot	OL
72	Martin, Aidan	OL
74	Pahanich, Nathan	OL
81	Kania, Bryce	WR
82	O'Brien, Hugh	WR
83	Rinello, Austin	WR
87	Wingfield, Charlie	TE
89	Foley, Jack	WR
91	Joseph, Cal	P
97	Pratt, Josiah	OL
98	MacNeill, Rohan	P

### INCOMING TRANSFERS

2	Ashford, Robby	QB	South Carolina
3	Clements, Jamario	RB	Duquesne
3	Prunty, Karon	DB	NC A&T
4	Garcia, Sascha	DB	William & Mary
4	Berkhalter, Sterling	WR	Cincinnati
5	Purdie, Deshawn	QB	Charlotte
7	Gatkuoth, Nuer	OL	Colorado State
8	Hernandez, Carlos	WR	Washington State
8	Loving, Jayden	OL	Western Kentucky
9	Racanelli, Sawyer	WR	Montana
10	Barnes, Chris	WR	Washington State
10	Kirschke, Gabe	OL	Colorado State
11	Hardy, Langston	OL	UConn
11	Vick Jr., Reginald	WR	Virginia Union
12	Johnson, Kamrean	TE	Vanderbilt
13	Williams, Ashaad	DB	North Alabama
14	Brenson, Karate	WR	Tennessee State
14	Webb Jr., Lardarius	DB	South Alabama
17	Johnson, Billy	QB	Wagner
23	Johnson, Braylon	DB	Virginia Tech
25	Lodge, Harry	TE	Georgia Tech
43	Cusano, Frank	LB	Washington State
44	Marenco, Alec	LB	Kansas State
49	Gilmour, Eli	LS	Nevada
50	Kennedy, Ja'Marion	OL	Louisiana Tech
52	Afalava, Dallas	OL	Idaho
70	Kylany, Devin	OL	Washington State
71	Siani, Melvin	OL	Temple
79	Fa'amoe, Fa'alili	OL	Washington State
84	Falayi, Eni	TE	Utah Tech
85	Loerzel, Will	TE	South Alabama
90	Calvert, Connor	K	Washington State
95	Smiley, Brandon	OL	Elon

## NOTING THE DEACS

Rank	Points Allowed	Date	Opponent
1.	3	Sept. 1, 2016	Tulane
T2.	7	Oct. 30, 2021	Duke
T2.	7	Sept. 21, 2019	Elon
T2.	7	Nov. 24, 2018	Duke
T2.	7	Aug. 31, 2017	Presbyterian
<b>T6.</b>	<b>9</b>	<b>Aug. 29, 2025</b>	<b>Kennesaw State</b>
T6.	9	Oct. 8, 2016	Syracuse

• In the first two games, Wake Forest allowed just 19 points, this is the fewest points allowed in the first two games by a Demon Deacon team since 2017 when the Deacs allowed just 17 points combined in wins over Presbyterian and Boston College.

• Additionally, the marks the fewest points allowed through the first two games by a first-year head coach at Wake Forest since 1987 when Bill Dooley's team gave up just three points combined against Richmond and NC State.

• Additionally, the Demon Deacons allowed just 34 rushing yards against WCU, the third-fewest by a Dickert-led defense.

Rk.	Yds Allowed	Against	Date
1.	10	Washington	11/28/21
2.	32	California	10/1/22
<b>3.</b>	<b>34</b>	<b>Western Carolina</b>	<b>9/6/25</b>
T4.	37	Colorado St.	9/17/22
T4.	37	Colorado St.	9/2/23

The Demon Deacons finished with 14 tackles for loss, marking the most by a Dickert-led defense.

Rk.	Total TFL	Against	Date
<b>1.</b>	<b>14</b>	<b>Western Carolina</b>	<b>9/6/25</b>
T2.	12	Colorado State	9/17/22
T2.	12	Idaho	12/31/21
4.	11	Wyoming	11/30/24
T5.	9	UCLA	10/7/23
T5.	9	Colorado	11/17/23

### WINNING THE TURNOVER BATTLE

- One of the points of emphasis for the Wake Forest football team is winning the turnover battle. They have been one of the best teams in the country in that category since the start of the 2016 season.
- Over the past eight seasons, Wake Forest has a combined +22 turnover margin. This ranks 37th nationally over that time nationally and fourth in the ACC.

Rank	TO Gained	TO Lost	TO Margin
1. Clemson	236	179	+57
2. Cal	192	160	+32
3. SMU	208	179	+29
4. Miami	200	174	+26
<b>5. Wake Forest</b>	<b>199</b>	<b>177</b>	<b>+22</b>

- Only 2018, 2022, 2023 and 2024 saw the Deacs finish with more turnovers lost than gained:

Season	TO Gained	TO Lost	TO Margin
2025	16	20	-4*
2024	17	20	-3
2023	16	22	-6
2022	16	19	-3*
2021	29	20	+9
2020	17	7	+10
2019	25	17	+8
2018	16	19	-3*
2017	21	13	+8
2016	27	19	+8

\*Only seasons in Wake Forest history where the Deacs reached a bowl game with a negative turnover margin.

- Winning the turnover battle has been a key to victory for the Demon Deacons in the College Football Playoff Era (2014-Pres.):

Turnover Margin	Record When
Even	18-17
+1 or better	44-14
+2 or better	27-3
+3 or better	12-0

### TURNING OVER THE OPPOSITION

- In the College Football Playoff era, Wake Forest has been one of the best teams in the country at forcing the opposition to turn it over.

- AMONG THE NATION'S BEST:** Since the start of the 2016 season, the Deacs rank 21st nationally and fourth in the ACC in turnovers forced:

Rank	TO Gained
1. Clemson	236
2. SMU	208
3. Boston College	201
4. Miami	200
<b>5. Wake Forest</b>	<b>199</b>

- Additionally, the Deacons have forced a turnover in 69 of their last 82 games dating back to Sept. 28, 2019. The only games without one: vs. North Carolina, vs. NC State (9/11/25), vs. Kennesaw State (8/29/25), vs. NC A&T (8/29/24) vs. FSU (10/28/23), vs. Pitt (10/21/23), vs. UNC (11/22/22), at NC State (11/5/22), vs. Clemson (9/24/22), at Louisville (12/12/20).

### 2025 Wake Forest Forced Turnovers

- Zamari Stevenson, Interception, West. Caro. (Sept. 6)
- Lohavichan FF & Bryant FR, West Caro. (Sept. 6)
- Hazen FF & Lohavichan FR, Georgia Tech (Sept. 27)
- Dallas Afalava, Interception, Virginia Tech (Oct. 4)
- Ibiorgba FF & Loving FR, Oregon State (Oct. 11)
- Nuer Gatkuoth, Interception, Oregon State (Oct. 11)
- Karon Prunty, Interception, SMU (Oct. 25)
- Kirshke FF & Loving FR, SMU (Oct. 25)
- Patterson FF & Hall FR, SMU (Oct. 25)
- Kirshke FF & FR, FSU (Nov. 1)
- Afalava FF & L. Hardy FR, UVA (Nov. 8)
- Gatkuoth FF & Hazen FR, UVA (Nov. 8)

- Hazen FF & FR (Nov. 8)
- Prunty FF & Loving FR (Nov. 22)

### THE BALL, THE BALL, THE BALL

- Since arriving at the FBS level in 2017, head coach **Jake Dickert's** defenses have totaled 181 turnovers. That total is the 16th most by any school in the country during that seven-year stretch and the only two ACC school to have more would be Clemson and SMU:

Rank	TO Gained since 2017
1. Clemson	209
2. Notre Dame	207
3. Iowa	199
4. Alabama	196
5. Memphis	193
T6. USF	189
T6. Appalachian State	189
8. Fresno State	188
T9. Penn State	186
T9. Texas	186
T9. Troy	186
T12. SMU	182
T12. Tulane	182
T12. South Carolina	182
T12. Louisiana Tech	182
<b>T16. Coach Dickert Teams</b>	<b>181</b>
T16. UCF	181
T16. Miami	181

- Additionally in their last season working together at the FBS level, **Jake Dickert** and defensive coordinator **Scottie Hazelton** coordinated the defense that forced the most single-season turnovers in that time period, recording 38 takeaways while both at Wyoming in 2017:

Rank	Season	Total Takeaways
<b>1. Wyoming</b>	<b>2017</b>	<b>38</b>
T2. Notre Dame	2024	33
T2. Cincinnati	2021	33
T2. FAU	2019	33
T5. WKU	2022	32
T5. MTSU	2021	32
T5. Ohio	2018	32
T5. Utah State	2018	32
T5. UCF	2017	32

- Coach **Jake Dickert** also coordinated the 2021 Washington State defense which forced 29 turnovers that season, tying for the 24th-highest total since the start of the 2017 season.

### THE FASTEST MAN IN AMERICA

- Demond Claiborne** has been one of the most electrifying players in college football his entire career, but also he is simply the fastest player in FBS. Last season, he clocked the fastest measured speed by any player in the country:

Rank	Speed	Week
<b>1. Demond Claiborne (WF)</b>	<b>22.6 MPH</b>	<b>Week 13 vs. Miami</b>
T2. De'Zhaun Stripling (OKST)	22.3 MPH	Week 5 vs. KSU
T2. Aidan Laughery (Illinois)	22.3 MPH	Week 14 vs. NW
T4. Xavier Robinson (OKLA)	22.2 MPH	Week 13 vs. Ala.
T4. Duke Watson (Louisville)	22.2 MPH	Week 14 vs. UK
T6. Isaiah Bond (Texas)	22.1 MPH	Week 3 vs. UTSA
T6. Brashard Smith (SMU)	22.1 MPH	Week 10 vs. Pitt
T6. Jeremy Payne (TCU)	22.1 MPH	Week 13 vs. Arizona
T6. Isaac Brown (Louisville)	22.1 MPH	Week 14 vs. UK
T6. Micah Robinson (Tulane)	22.1 MPH	AAC Champ vs. Army
T6. Dazmin James (Arkansas)	22.1 MPH	Liberty Bowl vs. TTU

### DC1

- Senior running back **Demond Claiborne** finished the Western Carolina with 193 yards on 19 carries with three touchdowns. His 19.3 yards per carry marks the third highest recorded by a Demon Deacon in program history:

### Wake Forest Single-Game Yards Per Carry

1. Tony Gallovich vs. William Jewell (9/21/40)	25.4 (7/178)
2. Bill Barnes vs. William & Mary (9/22/56)	22.1 (8/177)
<b>3. Demond Claiborne vs. WCU (9/6/25)</b>	<b>19.3 (10/193)</b>
4. Terence Williams vs. Ga Tech (10/14/00)	15.7 (7/110)
5. Kenneth Moore vs. Nebraska (9/8/07)	14.9 (8/116)

- Additionally, his 193 yards are the most by a Wake Forest player since **Cade Carney** ran for 226 yards against Duke on Nov. 24, 2018.

- Senior running back **Demond Claiborne** has been one of the most efficient runners in the country so far this season with 5.07 yards per carry and 907 total rushing yard. His rushing yards rank third in the ACC going into Saturday:

### 2025 ACC Yards Per Carry

Rk.	Carries	Yards	YPC
1. J'Mari Taylor (Virginia)	222	1,062	4.78
2. Nate Sheppard (Duke)	178	962	5.40
3. Hollywood Smothers (NC State)	160	939	5.87
4. Haynes King (Georgia Tech)	178	922	5.17
<b>5. Demond Claiborne (Wake)</b>	<b>179</b>	<b>907</b>	<b>5.07</b>

- Additionally with multiple rushing touchdowns against No. 16 Georgia Tech on, Claiborne is now in the top five in program history in rushing touchdowns and continues to climb:

Rank	Career Rushing TDs
1. Chris Barclay (2002-05)	40
T2. James McDougland (1976-79)	30
T2. Michael Ramseur (1982-85)	30
4. Larry Russell (1969-71)	29
<b>5. Demond Claiborne (2022-Pres.)</b>	<b>26</b>

- With 58 yards on Saturday, Claiborne now ranks fourth in program history in rushing yards:

## ON THIS DAY...

NOV.  
29**THE RECORD: 2-6-1**  
**STREAK: L1**  
**LAST TIME:**  
NOV. 29, 2014  
W, 21-41 at Duke  
Durham, NC.

## LAST FIVE GAMES ON NOV. 29

2014	L, 21-41	at Duke
2008	W, 23-10	Vanderbilt
2003	L, 28-41	Maryland
1952	W, 39-14	vs South Carolina
1941	L, 6-35	vs Tech Tech

**DID YOU KNOW:** Since 2000, Wake Forest holds a 16-7 record against Duke including winning in three of the last six games.

WF

Wake Forest has been the best team in the nation at converting field goals, connecting on 209-of-255 field goal attempts in College Football Playoff era (2014-Pres.) (82.0 pct.) with Miami (OH) being next at (81.6 pct). The Deacs percentage has been even highest since the start of the 2018 season:

Rk.	Team	FGM	FGA	FG PCT
1.	Wake Forest	141	166	84.9
2.	Miami (OH)	145	171	84.8
3.	Georgia	165	196	84.2
4.	Texas Tech	148	178	83.1
5.	Miami	131	158	82.9

## DEACS IN OT

## Overall (5-10)

Date	Opponent	Site	OT	W/L
10/2/98	App. St.	H	1	L, 27-30
8/29/02	NIU	A	1	L, 41-42
9/4/04	Clemson	A	2	L, 30-37
10/2/04	NC State	A	1	L, 21-27
9/22/07	Maryland	H	1	W, 31-24
11/1/08	Duke	H	1	W, 33-30
9/26/09	BC	A	1	L, 24-27
11/7/09	GT (10/11)	A	1	L, 27-30
9/1/11	Syracuse	A	1	L, 29-36
11/22/14	VT	H	2	W, 6-3
8/31/18	Tulane	A	1	W, 23-17
11/30/19	Syracuse	A	1	L, 30-39
10/17/21	Syracuse	A	2	W, 40-37
9/24/22	Clemson (5/5)	H	2	L, 51-45
9/27/25	GT (16/17)	H	1	L, 30-29

## NOTING THE DEACS

## Wake Forest All-Time Rushing Yards

Rank	Career Rushing Yards
1. Chris Barclay (2002-05)	4,032
2. James McDougland (1976-79)	3,811
3. Michael Ramsey (1982-85)	3,325
4. Demond Claiborne (2022-Pres.)	2,589
5. Tarance Williams (1999-02)	2,581
6. Morgan Kane (1996-99)	2,550
7. Matt Colburn II (2015-18)	2,528
8. Cade Carney (2016-19)	2,446
9. Topper Clemons (1982-85)	2,379
10. John Leach (1990-92)	2,246

· In the last 31 games, Claiborne has had 100 or more all-purpose yards 18 times. Additionally, he has done so in nine of the last 15 games:

- Nov. 15, 2025 vs. North Carolina - 110 APR (98 RUSH, 12 RCV)
- Sept. 27, 2025 vs Georgia Tech- 128 APR (119 RUSH, 9 RCV, 0 KR)
- Sept. 6, 2025 vs WCU- 191 APR (193 RUSH, -2 RCV, 0 KR)
- Nov. 30, 2024 vs Duke- 116 APR (67 RUSH, 4 RCV, 45 KR)
- Nov. 23, 2024 at Miami- 191 APR (82 RUSH, 14 RCV, 115 KR)
- Nov. 17, 2024 at North Carolina - 123 APR (95 RUSH, 28 RCV)
- Nov. 8, 2024 vs. Cal - 172 APR (113 RUSH, 51 RCV, 8 KR)
- Oct. 26, 2024 at Stanford- 204 APR (127 RUSH, 10 RCV, 15 KR)
- Oct. 5, 2024 vs. NC State - 144 APR (136 RUSH, 8 RCV)
- Sept. 28, 2024 vs. Louisiana - 117 APR (94 RUSH, 10 RCV, 13 KR)
- Sept. 7, 2024 vs. UVA - 128 APR (86 RUSH, 14 RCV, 28 KR)
- Aug. 29, 2024 vs. NC A&T - 172 APR (135 RUSH, 37 KR)
- Nov. 2, 2023 at Duke - 139 APR (81 RUSH, 58 KR)
- Oct. 21, 2023 vs. Pitt - 137 APR (96 RUSH, 22 RCV, 19 KR)
- Oct. 14, 2023 at Virginia Tech- 100 APR (4 RUSH, 96 KR)
- Sept. 9, 2023 vs. Vandy - 165 APR (165 RUSH)

· Claiborne's 1,579 all-purpose yards last season rank seventh in program history and were the second-most in the College Football Playoff era (2014-Pres.) (Greg Dortch: 2018; 1,750 all-purpose yards).

## Single-Season All-Purpose Yards Since 2015

Rk.	Rush	Rec	PR	KOR	Total
1. G. Dortch (2018)	20	1078	276	376	1,750
2. D. Claiborne (2024)	1,048	254	0	277	1,579
3. A.T. Perry (2021)	0	1293	0	0	1,293
4. G. Dortch (2017)	9	722	162	397	1,290
5. K. Hinton (2019)	9	1001	91	142	1,243

· Additionally against Duke in the season finale, Claiborne became the first Demon Deacon since 2018 to have 1,000 rushing yards in a single-season. Additionally, he had the season with the second-most rushing yards by a Deac in the last two decades:

## Single-Season Rushing Yards since 2005

Rk	Single-Season Rushing Yards
1. Chris Barclay (2005)	1,127
2. Demond Claiborne (2024)	1,048
3. Cade Carney (2018)	1,005
4. Josh Adams (2007)	953
5. Matt Colburn II (2017)	904

· The Deacs have produced a rushing score in 49 of their last 57 games dating back to Dec. 12, 2020 at Louisville. The only games during this run without a rushing score were in Week 4 vs. Clemson in 2022, Week three at Old Dominion in 2023, week eight at Virginia Tech, week 11 vs. NC St., week three against Ole Miss in 2024, week 9 at Stanford, week 13 at Miami and in week 10 against FSU in 2025.

· The Deacs have been finding the endzone on the ground with ease in the last two games, scoring three or more rushing touchdowns in each which marks the first time since against Army and Duke in 2021 that the Deacs have scored three or more rushing touchdowns in back-to-back games.

· Claiborne's 11 rushing touchdowns last season were the second-most in the last decade trailing just Kenneth Walker III in 2020:

Rk	Name	Single-Season Rush TDs
1.	Kenneth Walker III (2020)	13
2.	Demond Claiborne (2024)	11
T2.	Sam Hartman (2021)	11
4.	Demond Claiborne (2025)	10
T4.	John Wolford (2017)	10

Additionally, Claiborne has the second-most single-season total touchdowns in the College Football Playoff era (2014-Pres.):

Rank Name	Single-Season Total TDs
1. A.T. Perry (2021)	15
T2. D. Claiborne (2024)	14
T2. K. Walker III (2020)	13
T4. A.T. Perry (2022)	11
T4. S. Hartman (2021)	11
T4. S. Surratt (2019)	11

In just 36 games played in his career, Claiborne also now ranks in the top five of Wake Forest Football in career touchdowns scored in the College Football Playoff era (2014-Pres.):

Rank Name	Career Total TDs	GP
1. D. Claiborne (2022-Pres.)	30	44
2. A.T. Perry (2019-22)	28	42
3. T. Morin (2019-24)	22	60
T4. C. Carney (2016-19)	21	42
T4. C. Serigne (2014-17)	21	49

Additionally, he ranks second in the CFP era in career rushing touchdowns:

Rank Name	Career Rush TDs	GP
1. D. Claiborne (2022-Pres.)	26	44
2. C. Carney (2016-19)	21	42
3. J. Wolford (2015-17)	19	35
T4. S. Hartman (2019-22)	17	48
T4. K. Walker (2019-20)	17	20

## LOS GOES NUCLEAR FROM DEEP

· Over the last four games, Carlos Hernandez has made explosive, game-changing plays with scores from 79 yards (twice), 88 yards and 93 yards respectively. These explosive plays have been some of the biggest in school history:

## Longest Receptions in Program History

Rank	Yards	Date	Opponent
1. Ashford to Hernandez	93	11/22/2025	Delaware
T2. Mauk to Anderson	85	9/4/2004	Clemson
T2. Schofield to Ryan	85	11/27/1982	Clemson
4. Williams to Givens	81	9/11/2010	Duke
T5. Skinner to Williams	80	9/19/2009	Elon
T5. Kemp to Dixon	80	9/25/1993	N'Western
T5. Hartman to Roberson	80	10/31/2020	Syracuse
T8. Ashford to Hernandez	78	11/22/2025	Delaware
T8. Ashford to Hernandez	78	11/15/2025	UNC
T8. Price to Givens	79	10/15/2011	VT
T8. Randolph to Anderson	79	9/20/2003	ECU

· Hernandez punt return touchdown in the win at No. 12 Virginia was also one of the longest in school history:

## Longest Punt Returns in Program History

Rank	Opponent (Date)	Yards
1. Nick Sacrinty	VMI (10/23/1942)	94
2. Carlos Hernandez	Virginia (11/8/2025)	88
3. George Coghill	Navy (11/23/1991)	86
4. Fabian Davis	Illinois (8/29/2002)	82
5. Bill Barnes	William & Mary (9/22/1956)	77

## BARNES BURNER

· In three games this season, redshirt freshman **Chris Barnes** has put up electric performances, with 178 All-Purpose against Western Carolina, 177 All-Purpose against NC State and 170 All-Purpose at Oregon State.

· Going into Saturday, Barnes ranks nationally and fifth among FBS freshmen with 953 all-purpose yards:

## 2025 Freshmen All-Purpose Yard

Rk.	Games	AP Yards	APR/G
1. Caleb Hawkins (North Texas)	12	1581	131.8
2. Nate Sheppard (Duke)	13	1250	96.2
3. Malachi Toney (Miami)	12	1246	103.8
4. Bo Jackson (Ohio St)	12	1235	102.9
5. Chris Barnes (Wake)	11	953	86.6

· Additionally, Barnes has been one of the most explosive and reliable freshman wide receivers in the country ranking sixth nationally in receiving yards among freshmen:

## 2025 FBS Receiving Yards by Freshmen

Rk.	Receptions	Rec Yds	Yds/G
1. Malachi Toney (Miami)	84	970	80.8
2. Brayton Staley (Tennessee)	64	808	67.2
T3. Marcel Williams (Akron)	45	641	53.4
T3. Andrew Marsh (Michigan)	42	641	53.3
5. Wondame Davis Jr. (UTEP)	25	604	60.4
6. Michai Danzy (FSU)	27	571	47.6
7. Dezmen Roebuck (Washington)	41	554	46.2
8. Chris Barnes (Wake)	39	547	49.7

· Additionally, Barnes, who also is the kick returner for the Demon Deacons, currently has the team ranked fourth nationally with an averaged of 30.63 yards per return this season which includes a 98-yd kick return touchdown against NC State in week three.

· Barnes's 98-yard return against NC State is the second-longest play by a Demon Deacon in Allegacy Stadium history, trailing just Alphonso Smith's 100-yard interception return for a touchdown against Maryland in 2007.

· Additionally, it was the third-longest play in the College Football Playoff era (2014-Pres.):

## Rk. Play

1. 100-yd kick return by Demond Claiborne at Miami (11/23/24)
  2. 99-yd kick return by Ja'Sir Taylor vs. Old Dominion (9/3/21)
  3. 98-yd kick return by Chris Barnes vs. NC State (9/11/25)
  - T4. 96-yd kick return by Claiborne at Virginia Tech (10/14/23)
  - T4. 96-yd kick return by Donovan Greene vs. Campbell (10/2/20)
- It also was the first time since John Polanski vs. Camp Davis on Oct. 20, 1941 that the Demon Deacons had returned the opening kickoff for a touchdown.

## NANDO TACKLES EVERYTHING

· Through 12 games, Nick Andersen leads the team in tackles, totaling 94 including a team-high and season-high 11 against NC State and Florida State.

· Going into the bowl game, Andersen ranks fourth in the ACC in tackles per game:

Rank	School	Tackles/Game
1. Caden Fordham	NC State	10.8
2. Rasheem Biles	Pitt	9.4
3. Matt Rose	Stanford	8.8
4. Cade Uluave	Cal	8.2
T5. Nick Andersen	Wake Forest	7.8
T5. KP Price	Boston College	7.8

· Overall in his Wake Forest career, Andersen has collected 357 total tackles which ranks eighth in program history and is the most by a Demon Deacon since 2000.

## Wake Forest Total Tackles Since 2000

Rank	Total Tackles
1. Nick Andersen (2020-Pres.)	357
2. Ryan Smenda Jr. (2018-22)	355
3. Aaron Curry (2005-08)	332
4. Ryan Javion (2013-16)	328
5. Brandon Chubb (2012-15)	326

· In 12 games last season, Andersen was one of the best tacklers in the country and led the Demon Deacons with 122 total tackles (10.2) which is 28 more than the next closest player on the team. Andersen was one of just 17 players nationally with 120 or more tackles last season.

· In addition to leading the team in this category, Andersen was also the ACC leader with the next closest player totaling 117 tackles last season. Andersen's 10.2 tackles per game also ranked seventh nationally:

Rank	School	Tackles/Game
1. Shaun Oolac	Buffalo	12.9

DEACS IN BOWL GAMES

Eight of the Deacs 17 bowl games in program history have come in the last 10 years. Wake Forest holds a 11-6 all-time mark including 5-2 in the CFB era.

**All-Time Bowl Game Results (Wins in Bold)**

- **1946 Gator Bowl -- January 1, 1946**  
**Wake Forest, 26; South Carolina, 14**
- 1949 Dixie Bowl -- January 1, 1949  
Wake Forest, 7; Baylor, 20
- 1979 Tangerine Bowl -- December 22, 1979  
Wake Forest, 10; LSU, 34
- **1992 Independence Bowl -- December 31, 1992**  
**Wake Forest, 39; Oregon, 35**
- **1999 Aloha Bowl -- December 25, 1999**  
**Wake Forest, 23; Arizona State, 3**
- **2002 Seattle Bowl -- December 30, 2002**  
**Wake Forest, 38; Oregon, 17**
- 2007 FedEx Orange Bowl -- January 2, 2007  
Wake Forest, 13; Louisville, 24
- **2007 Meineke Car Care Bowl -- December 29, 2007**  
**Wake Forest, 24; UConn, 10**
- **2008 Eaglebank Bowl -- December 20, 2008**  
**Wake Forest, 29; Navy, 19**
- 2011 Music City Bowl -- December 30, 2011  
Wake Forest, 17; Mississippi State, 23
- **2016 Military Bowl -- December 27, 2016**  
**Wake Forest, 34; Temple, 26**
- **2017 Belk Bowl -- December 29, 2017**  
**Wake Forest, 55; Texas A&M, 52**
- **2018 Birmingham Bowl -- December 22, 2018**  
**Wake Forest, 37; Memphis, 34**
- 2019 Pinstripe Bowl -- December 27, 2019  
Wake Forest, 21; Michigan State, 27
- 2020 Mayo Bowl -- December 30, 2020  
Wake Forest, 28; Michigan State, 42
- **2021 Gator Bowl -- December 31, 2021**  
**Wake Forest, 38; Rutgers, 10**
- **2022 Gasparilla Bowl -- December 23, 2022**  
**Wake Forest, 27; Missouri, 17**

\*Wins in Bold

**BY THE NUMBERS**

**WAKE FOREST'S COACHING STAFF**

**5** Wake Forest have five members of their current staff that coached alongside Jake Dickert at Washington State a season ago (Justin Kramer, Jared Kaster, Nick Edwards, Peter Kalgis and Nick Whitworth).

**20** DC **Rob Ezell's** 2024 offense at South Alabama ranked 18th nationally with 441.8 Yd/G and T19th with 34.4 PPG.

**78** Wake Forest assistant coaches have combine to coach 78 future NFL Draft selections.

**33** Quarterbacks coach **Dan Enos** enters his 33rd year as a collegiate coach.

**195** The Wake Forest assistant coaches have a combined 195 years of coaching at the college level with four coaches with 20-plus seasons of experience.

NOTING THE DEACS

2. Red Murdock	Buffalo	12.0
3. Travion Barnes	FIU	11.7
4. Isaac Smith	Miss. State	11.5
5. Carson Schwesinger	UCLA	11.3
6. Stone Blanton	Miss. State	10.4
<b>7. Nick Andersen</b>	<b>Wake Forest</b>	<b>10.2</b>
8. Marques W-Trent	Ga. Southern	10.0
8. Bryan McCoy	Akron	10.0
10. Colin Ramos	Navy	9.9

• His 122 tackles are the most by a Demon Deacon in the College Football Playoff era (2014-Pres.) with nine tackles in the 2024 season finale against Duke:

**1. Nick Andersen (2024) - 122**

2. Ryan Smenda Jr. (2022) - 117

3. Ryan Janvion (2014) - 115

4. Brandon Chubb (2015) - 107

T5. Marquel Lee (2016) - 105

T5. Justin Strnad (2019) - 105

**BIG PICK NICK**

• Nick Andersen has recorded eight interceptions during his career, including a pair during the 2024 season. He sits just outside the top 10 in program history and in the College Football Playoff era (2014-Pres.):

**Career Interceptions in CFB Era (2014-Pres.)**

Rank	Name	Career INTs
<b>1.</b>	<b>Nick Andersen (2020-Pres.)</b>	<b>8</b>
T2.	Amari Henderson (2016-19)	7
T2.	Jessie Bates III (2015-17)	6
T2.	Ja'Sir Taylor (2017-21)	6
5.	Essang Bassey (2016-19)	5

**LIVING IN THE BACKFIELD**

• Defensive end **Langston Hardy** has wrecked opposing backfields this season, as he ranks second in the ACC with 17.0 tackles-for-loss. Hardy recorded five total tackles on Saturday, including 2.5 TFL and half a sack.

Rank	Name	School	TFLs
<b>T1.</b>	<b>Langston Hardy</b>	<b>Wake Forest</b>	<b>17.0</b>
T1.	Isaiah Smith	SMU	17.0
3.	Will Heldt	Clemson	15.0
4.	Vincent Anthony Jr.	Duke	13.0
5.	Sammy Brown	Clemson	12.5

**WINNING THE THIRD PHASE**

• Wake Forest won SMU game on the final play of regulation as kicker Connor Calvert drilled a 50-yard field goal as time expired.

• It marked the first win for Wake Forest on the game's final play since Oct. 9, 2021, when the Deacs won at Syracuse in overtime when Sam Hartman connected with A.T. Perry on a 22-yard touchdown pass.

• Additionally, the kick marked Wake Forest's first 50-yard field goal since

PROGRAM MILESTONES

TOTAL GAMES				
No.	Date	Score	Opponent	Place
1	Oct. 18, 1888	6-4	North Carolina	Wake Forest, N.C.
100	Nov. 8, 1919	0-40	Virginia Tech	Blacksburg, Va.
200	Nov. 28, 1929	13-0	Mercer	Wake Forest, N.C.
300	Sept. 27, 1941	14-43	Duke	Durham, N.C.
400	Nov. 3, 1951	6-21	Clemson	Clemson, S.C.
500	Nov. 4, 1961	21-7	Auburn	Auburn, Ala.
600	Oct. 16, 1971	51-21	Tulsa	Winston-Salem, N.C.
700	Oct. 18, 1980	10-11	Maryland	College Park, Md.
800	Oct. 21, 1989	28-47	Virginia	Charlottesville, Va.
900	Oct. 24, 1998	31-48	North Carolina	Winston-Salem, N.C.
1000	Sept. 1, 2007	28-38	Boston College	Chesnut Hill, Mass.
1100	Sept. 3, 2015	41-3	Elon	Winston-Salem, N.C.
1200	Aug. 31, 2023	37-17	Elon	Winston-Salem, N.C.

Current Total: 1,235 games

WINS				
No.	Date	Score	Opponent	Place
1	Oct. 18, 1888	6-4	North Carolina	Wake Forest, N.C.
25	Oct. 30, 1915	40-0	Richmond	Wake Forest, N.C.
50	Nov. 1, 1924	67-0	Guilford	Wake Forest, N.C.
100	Sept. 7, 1938	57-6	Randolph Macon	Wake Forest, N.C.
150	Nov. 1, 1946	32-14	Chattanooga	Wake Forest, N.C.
200	Oct. 19, 1959	22-20	Florida State	Tallahassee, Fla.
250	Oct. 25, 1975	66-21	Virginia	Charlottesville, Va.
300	Sept. 26, 1987	16-10	Appalachian State	Winston-Salem, N.C.
350	Dec. 25, 1999	23-3	Arizona State	Honolulu, Hawaii (Aloha Bowl)
400	Sept. 6, 2008	30-28	Ole Miss	Winston-Salem, N.C.
450	Dec. 29, 2017	55-52	Texas A&M	Charlotte, N.C. (Belk Bowl)
500	Oct. 11, 2025	39-14	Oregon State	Corvallis, Ore.

Current Total: 504 wins

Mike Weaver connected on one from that same distance on Nov. 6, 2014 against Clemson.

• Wake Forest has been the best team in the nation at converting field goals, connecting on 209-of-255 field goal attempts in College Football Playoff era (2014-Pres.) (82.0 pct.) with Miami (OH) being next at (81.6 pct.). The Deacs percentage has been even highest since the start of the 2018 season:

Rk.	Team	FGM	FGA	FG PCT
<b>1.</b>	<b>Wake Forest</b>	<b>141</b>	<b>166</b>	<b>84.9</b>
2.	Miami (OH)	145	171	84.8
3.	Georgia	165	196	84.2
4.	Texas Tech	148	178	83.1
5.	Miami	131	158	82.9

• Going into the game, Connor Calvert ranks fifth in the ACC in field goal percentage (min. 20 FGA):

Rk.	Player	FGM	FGA	FG PCT
1.	A. Birr (GT)	25	28	89.3
2.	Cooper Rancier (UL)	21	24	87.5
3.	T. Butkowski (Pitt)	19	22	86.4
4.	Rece Verhoff (UNC)	19	23	82.6
<b>5.</b>	<b>C. Calvert (Wake)</b>	<b>18</b>	<b>22</b>	<b>81.8</b>

**INFUSION OF TALENT**

Wake Forest had just eight transfers for 2024 but added 38 in 2025. That +28 year-over-year increase in the portal ranks second in the country, trailing just Southern Miss:

Rk.	School	Transfer Increase 2023 to 2024
1.	Southern Miss	+50
<b>T2.</b>	<b>Wake Forest</b>	<b>+28</b>
T2.	Oklahoma State	+28
3.	Virginia	+21
4.	Ball State	+17
5.	Kansas	+16

**NFL CONTRACTS SINCE 2017**

• Since the 2017 NFL draft, 58 Demon Deacons have been drafted or signed NFL contracts including a program-high nine players in the 2020 and 2022 draft cycles. Additionally, the three players selected in the 2024 draft mark the most since 2012. This offseason a number of Demon Deacons signed with NFL teams:

- Jasheen Davis signed New Orleans Saints
- Branson Combs signed Jacksonville Jaguars
- Taylor Morin signed Philadelphia Eagles
- Kevin Pointer Jr. signed Las Vegas Raiders
- Evan Slocum signed Indianapolis Colts
- Bryce Ganius signed New England Patriots
- DeVonte Gordon signed New England Patriots/Kansas City Chiefs
- Hank Bachmeier signed San Francisco 49ers

**UNIFORM RECORDS**

• 2025 Record:

- Black Helmets: 5-3
- Gold Helmets: 3-1
- Black Jerseys: 5-2
- White Jerseys: 3-2

## THE LAST TIME WAKE FOREST...

## INDIVIDUAL

Rushed for 100 yards - 144, Demond Claiborne, at Oregon State, 10/11/25
Rushed for 200 yards - 223, Cade Carney, at Duke, 11/24/18
Rushed for 250 yards - 254, Micah Andrews, vs. Vanderbilt, 9/1/05
QB Rushed for 100 yards - 144, Jamie Newman vs. Duke, 11/23/19
Passed for 300 yards - 403, Hank Bachmeier, vs. Virginia, 9/7/24
Passed for 400 yards - 403, Hank Bachmeier, vs. Virginia, 9/7/24
Passed for 500 yards - 545, Rusty LaRue, vs. NC State, 11/18/95
Had 100 yards receiving - 197, Carlos Henandez, vs. Delaware, 11/22/25
Had 150 yards receiving - 197, Carlos Henandez, vs. Delaware, 11/22/25
Had 200 yards receiving - 230, John Henry Mills at Duke, 11/30/90
Returned opening kickoff for TD - 98, Chris Barnes, vs. NC State, 9/17/25
Returned conventional kickoff for TD - 100, Demond Claiborne, at Miami, 11/23/24
Returned kickoff 100 yards - 100, Demond Claiborne, at Miami, 11/23/24
Returned punt for TD - 88, Carlos Hernandez, at No. 12 Virginia, 11/8/25
Returned punt at least 75 yards - 88, Carlos Hernandez, at No. 12 Virginia, 11/8/25
Returned INT for TD - 36 yards, Brendon Harris, vs. Syracuse, 11/19/22
Returned a fumble for TD - 51 yards, Carlos Hernandez, vs. North Carolina, 11/15/25
Returned PAT for a score - Kenny Okoro, vs. Presbyterian, 9/2/10 (blocked kick return)
Rushed for three TDs - 3, Demond Claiborne, vs. Western Carolina, 9/6/25
Rushed for four TDs - 4, Chris Barclay, vs. East Carolina, 9/17/05
Threw four TD passes - 4, Deshawn Purdie, at Oregon State, 10/11/25
Caught three TD passes - 3, Chris Barnes, at Oregon State, 10/11/25
Made four FGs - 4, Nick Sciba, vs. UVA, 10/17/20
Had an 80-yard run - 85, Demond Claiborne, vs. Western Carolina, 9/6/25
Had an 80-yard completion - 93, Robby Ashford to Carlos Hernandez, vs. Delaware, 11/22/25
Had 20+ tackles - 24, Brad White, vs. Navy, 11/23/02
Recorded three sacks - 3.0, Jasheen Davis & Jacob Roberts, at ODU, 9/16/23
Forced two fumbles - 2, Demetrius Kemp, NC State, 11/18/17
Intercepted two passes - 3, Nick Anderson, vs. Virginia Tech, 10/24/20
Intercepted three passes - 3, Nick Anderson, vs. Virginia Tech, 10/24/20
Intercepted four passes - 4, A.J. Greene, at Georgia Tech, 11/21/87
Made a 50-yard FG - 50, Connor Calvert, at No. 12 Virginia, 11/8/25

## TEAM

Shut out an opponent - 3-0 at Boston College, 10/10/15
Shut out consecutive opponents - vs. Richmond (43-0) and at William & Mary (47-0), 9/30/50 & 10/7/50
Rushed for more than 300 yards - 334, vs. Duke, 11/23/19 (66 att.)
Rushed for more than 400 yards - 415, vs. Presbyterian, 9/2/10 (50 att.)
Passed for more than 300 yards - 314, vs. Delaware, 11/22/25 (26 att.)
Passed for more than 400 yards - 403, vs. Virginia, 9/7/24 (43 att.)
Had more than 500 yards total off. - 577, vs. Delaware, 11/22/25
Had more than 600 yards total off. - 615, at UNC, 11/6/21 (217 rush, 398 pass)
Had more than 700 yards total off. - 734, at Syracuse, 11/11/17 (371 rush, 363 pass)
Scored 50 points - 52, vs. Delaware, 11/22/25 (Score: 52-14)
Scored 60 points - 70, at Army, 10/23/21 (Score: 70-56)
Scored 70 points - 70, at Army, 10/23/21 (Score: 70-56)
Scored 30+ points in a quarter - vs. William Jewell, Sept. 21, 1940 (32 points in 2Q) (WF's only 30-point quarter)
Scored 35+ points in a quarter - Never
Failed to rush for 100 yards - 85, at Florida State, 11/1/25 (40 att.)
Failed to pass for 100 yards - 64, at No. 12 Virginia, 11/8/25 (9-of-23)
Held opponent to fewer than 100 yards rushing - 67 vs. Delaware, 11/22/25 (29 att.)
Held opponent to fewer than 100 yards passing - 86, at Duke, 11/2/23 (7-of-19)
Held opponent to fewer than 100 yards total off. - 94, vs. Delaware, 9/17/16 (56 rush, 38 pass)
Held opponent without a TD - vs. North Carolina, 11/15/25 (Score: Wake Forest 28-12)
Failed to get a first down - at North Carolina, 9/24/32 (Score: 0-0)
Scored a safety - vs. Western Carolina, 9/6/25
Committed no turnovers - vs. Kennesaw State, 8/29/25
Forced opponent into five turnovers - vs. FSU, 9/18/21 (3 int; 3 fumble recoveries)
Committed no penalties - vs. Towson, 9/8/18
Never had to punt - vs. Delaware, 11/22/25 (Happened three times in program history)
Blocked a punt - vs. Virginia, 9/7/24 (Duce Alexander)
Returned blocked punt for TD - 0 vs. Boston College, 9/13/18 (Malik Grate)
Blocked a field goal - vs. North Carolina, 11/15/25 (Mateen Ibirogba)
Blocked two field goals - vs. North Carolina, 11/15/25 (Nick Andersen & Mateen Ibirogba)
Returned blocked FG for TD - 90 vs. Duke, 10/12/02 (Eric King)
Returned punt and kickoff for TD in same game - never
Blocked a PAT - vs. Boston College, 10/22/22 (Tyler Williams)
Faked a punt - at Duke, 11/29/14 (Jordan Garside carry for 28 yards)
Successfully faked punt for 1st down - at Duke, 11/29/14 (Jordan Garside carry for 28 yards)
Attempted 2-pt conversion - vs. Delaware, 11/22/25
Scored 2-pt conversion - vs. Delaware, 11/22/25 (Sawyer Racanelli rush)
Attempted onside kick - at North Carolina, 11/17/24 (attempt failed)
Recovered onside kick - vs. Army, 10/8/22
Two players w/ 100 yards rushing - 165, Demond Claiborne; 117 Tate Carney vs. Vanderbilt, 9/9/23
Three players with 100 yards rushing - vs. Duke, 11/13/71 (Ken Garrett-131; Larry Russell-112; Larry Hopkins, 103)
Two players w/ 100 yards passing - vs. Campbell, 10/2/20 (Hartman 166, Kern 109)
Two players w/ 100 yards receiving - at UNC, 11/6/21 (Perry, 129, Roberson 111)
Lost OT game - vs. No. 16 Georgia Tech, 9/27/25 (Score: GT 30-29, OT)
Won OT game - at Syracuse, 10/9/21 (Score: Wake Forest 41-37, 10T)
Won game on last play - vs. SMU, 10/25/25 (13-12) (Calvert 50 YD FG)
Lost game on last play - vs. Duke (17-23) 11/30/45 (TD pass in final seconds)
Rallied from down 14 to win - at ODU, 9/16/23 (trailed 17-0 & won, 27-24)
Beat ranked opponent - at No. 12 Virginia, 11/9/25 (Score: Wake Forest 16-9)
Beat team ranked in top 15 - at No. 12 Virginia, 11/9/25 (Score: Wake Forest 16-9)
Beat team ranked in top five - at #4 Tennessee, 10/26/46 (Score: Wake Forest 19-6)
Forced four fumbles - 4, vs. East Carolina, 9/20/03
Recovered four fumbles - 4, at Purdue, 9/21/02

## THE LAST TIME AN OPPONENT...

## INDIVIDUAL

Rushed for 100 yards - 101, Anthony Hankerson, at Oregon State, 10/11/25 (22 attempts)
Rushed for 200 yards - 244, Omarion Hampton at UNC, 11/16/24 (35 attempts)
Rushed for 250 yards - 276, Bruce Perry, vs. Maryland, 9/22/01 (30 attempts)
A QB Rushed for 100 yards - 106, Hayes King vs. Georgia Tech, 9/27/25
Passed for 300 yards - 385, Fernando Mendoza, vs. Cal, 11/8/24
Passed for 400 yards - 448, Drake Maye, vs. North Carolina, 11/12/22
Passed for 500 yards - 550, Sam Howell, at North Carolina, 11/14/20
Had 100 yards receiving - 148, Duce Robinson, at Florida State, 11/1/25
Had 150 yards receiving - 166, Javon Harvey, at ODU, 9/16/23
Had 200 yards receiving - 238, Travis Rudolph at Florida State, 10/15/16
Returned a kickoff for TD - 100, Zonovan Knight, vs. NC State, 11/13/21
Returned a kickoff 100 yards - 100, Zonovan Knight, vs. NC State, 11/13/21
Returned a punt for TD - 52, Bra'Lon Cherry, vs. NC State, 10/24/15
Returned a blocked punt for TD - 0, Charles Oliver, vs. Texas A&M, 12/29/17
Returned an INT for TD - 76, Mishael Power, at Miami, 11/23/24
Returned a fumble for TD - 16, Miles Williams, vs. Cal, 11/8/24
Returned a punt at least 75 yards - 83, Jonathan Krause, vs. Vanderbilt, 11/24/12 (TD)
Rushed for three TDs - 4, Ty Chandler at UNC, 11/6/21
Rushed for four TDs - 4, Ty Chandler at UNC, 11/6/21
Rushed for five TDs - 5, Stan Fritts, vs. NC State, 10/14/72
Threw four TD passes - 4, Sam Hartman, at Notre Dame, 11/18/23
Caught three TD passes - 3, Josh Downs, vs. North Carolina, 11/12/22
Made four FGs - 4, Rece Verhoff, vs. North Carolina, 11/15/25
Had an 80-yard run - 98, Josh Adams at Notre Dame, 11/14/15
Had an 80-yard completion - 80, Jordan Travis to Trey Benson, vs. FSU, 10/28/23
Recorded three sacks - 4, Antwaun Powell-Ryland, Jr., at Virginia Tech, 10/14/23
Intercepted two passes - 2, Quincy Riley vs. Louisville, 10/29/22
Made a 50-yard FG - 57, Rece Verhoff, vs. North Carolina, 11/15/25

## TEAM

Shut out Wake Forest - 13-0, at Syracuse, 11/2/13
Shut out Wake Forest in consecutive games - vs. Virginia (14-0) and vs. Maryland (47-0), 10/26/74 & 10/19/74
Rushed for more than 300 yards - 333, at Clemson, 11/20/21
Rushed for more than 400 yards - 410, at Louisville, 10/29/22
Rushed for more than 500 yards - 536, vs. Clemson, 10/31/81
Passed for more than 300 yards - 314, at NC State, 10/5/24
Had more than 600 yards total offense - 650, vs. Ole Miss, 9/15/24 (273 rush, 377 pass)
Scored 50 points - 51, vs. Clemson, 9/24/22 (Score: Clemson 51-45)
Scored 60 points - 62, Louisville, 10/12/19 (Score: Louisville 62-59)
Scored 70 points - 72, Florida State, 10/14/95 (Score: Florida State 72-13)
Failed to rush for 100 yards - 67 vs. Delaware, 11/22/25 (29 att.)
Failed to pass for 100 yards - 99, at Miami, 11/23/24 (9-of-17)
Held Wake Forest to fewer than 100 yards rushing - 85, vs. SMU, 10/25/25 (35 att.)
Held Wake Forest to fewer than 100 yards passing - 64, at No. 12 Virginia, 11/8/25 (9-of-23)
Held Wake Forest to fewer than 100 yards total offense - 94, at UL-Monroe, 8/28/14
Held Wake Forest without TD - vs. Ole Miss, 10/15/24 (Score: Ole Miss, 40-6)
Scored a safety - vs. Liberty, 9/17/22
Blocked a punt - Kam Robinson at No. 12 Virginia, 11/8/25
Blocked a FG - Adam Watkins, vs. Kennesaw State, 8/29/25
Returned punt and kickoff for TD in same game - never
Faked a punt - vs. Georgia Tech, 9/27/25
Successfully faked a punt for first down - at North Carolina, 11/16/24 (John Copenhaver carried for 6 yd)
Failed 2-pt conversion - vs. NC State, 9/9/23 (pass failed)
Scored 2-pt conversion - at Miami, 11/23/24
Attempted an onside kick - at Notre Dame, 11/18/23 (recovered)
Recovered a successful onside kick - at Notre Dame, 11/18/23
Two players with 100 yards rushing - at Clemson (Kobe Pace 191, Will Shipley 112), 11/20/21
Three players with 100 yards rushing - vs. Clemson, 10/6/18 (Travis Etienne 167, Lyn-J Dixon 163, Adam Choice, 128)
Two players with 100 yards passing - at Utah State, 9/13/14 (Chuckie Keeton 166, Darell Garretson 121)
Two players with 100 yards receiving - at Duke, 11/26/22 (J. Calhoun 174, S. Hagans 139)
Won OT game - vs. No. 16 Georgia Tech, 9/27/25 (Score: GT 30-29, OT)
Lost OT game - at Syracuse, 10/9/21 (Score: Wake Forest 41-37, 10T)
Beat a ranked Wake Forest team - at NC State, 11/5/22 (Score: #20 NC State 30, #19 WF 21)

Highlighted indicates accomplished during the 2025 season



# BOWL GAME RECORDS

## INDIVIDUAL

Note: Individual statistics are not available from the 1946 Gator and 1949 Dixie Bowl games.

**Pass Attempts**  
John Wolford 49 2017 Belk

**Pass Completions**  
John Wolford 32 2017 Belk

**Completion Pct**  
Riley Skinner 1.000 (11-11)\* 2008 EagleBank  
\* - NCAA Bowl Record

**Passing Yards**  
John Wolford 400 2017 Belk

**Passing Touchdowns**  
John Wolford 4 2017 Belk

**Passes Had Intercepted**  
Sam Hartman 4 2020 Dukes Mayo  
Jay Venuto 3 1979 Tangerine  
Keith West 3 1992 Independence

**Receptions**  
A.T. Perry 11 2022 Gasparilla  
Kenneth Moore 11 2007 Meineke

**Receiving Yards**  
Alex Bachman 171 2018 Birmingham  
Todd Dixon 166 1992 Independence  
Jason Anderson 157 2002 Seattle

**Most Receiving Touchdowns**  
Jaquarii Roberson 3 2020 Dukes Mayo  
Todd Dixon 2 1992 Independence  
Jason Anderson 2 2002 Seattle  
Tabari Hines 2 2017 Belk  
Brandon Chapman 2 2021 Gator  
Taylor Morin 2 2022 Gasparilla

**Rushing Attempts**  
Nick Sacrinty 27 1946 Gator Bowl  
Kevin Harris 24 2008 EagleBank  
Brandon Pendergrass 24 2011 Music City

**Rushing Yards**  
Nick Sacrinty 188 1946 Gator Bowl  
Matt Colburn II 150 2017 Belk  
Kevin Harris 136 2008 EagleBank

**Rushing Touchdowns**  
Jamie Newman 3 2018 Birmingham  
John Leach 2 1992 Independence  
Josh Adams 2 2008 EagleBank

**All-Purpose Yards**  
Alex Bachman 176 2018 Birmingham  
Kevin Harris 172 2008 EagleBank  
Kenneth Moore 169 2007 Meineke

**Total Offense Yards**  
John Wolford 468 2017 Belk  
Jamie Newman 419 2018 Birmingham

**Points Scored**  
Jamie Newman 18 2018 Birmingham  
Jaquarii Roberson 18 2020 Dukes Mayo

**Touchdowns Scored**  
Jamie Newman 3 2018 Birmingham  
Jaquarii Roberson 3 2020 Dukes Mayo

**Total Tackles**  
Ryan Smenda 16 2020 Duke's Mayo  
Jon Abbate 15 2007 FedEx Orange

**Unassisted Tackles**  
Justin Strnad 9 2018 Birmingham  
Kevin Giles 8 1992 Independence  
Chip Vaughn 8 2008 EagleBank  
Ja'Quez Williams 8 2019 Pinstripe

**Assisted Tackles**  
Jon Abbate 11 2007 FedEx Orange  
Rvan Smenda 10 2020 Duke's Mayo

## Fumble Recoveries

12 Times, last...  
Ja'Quez Williams 1 2019 Pinstripe

## Interceptions

13 Times, last ...  
Gavin Holmes 1 2021 Gator  
Zion Keith 1 2021 Gator

## Long Interception Return

Merrill Noel 18 2011 Music City

## Blocked Kicks

George Coghill 2 (PAT, FG) 1992 Independence

## Sacks

Fred Robbins 3 1999 Independence

## Tackles for Loss

Fred Robbins 4 1999 Independence

## Pass Break-Ups

Essang Bassey 3 2017 Belk

## Punts

Alex Wulfeck 8 2011 Music City

## Punting Yards

Alex Wulfeck 320 2011 Music City

## Punting Average

Ryan Plackemeier 48.4 2002 Seattle  
(5 punts, 242 yards)

## Field Goals

Nick Sciba 3 2018 Birmingham  
Matthew Burdick 3 1999 Aloha

## Field Goal Attempts

Matthew Burdick 4 1999 Aloha

## Points by Kicking

Nick Sciba 13 2018 Birmingham  
Mike Weaver 13 2017 Belk Bowl

## Kickoff Returns

John Armstrong 4 2016 Military  
Ronchie Johnson 4 1979 Tangerine

## Kickoff Return Yards

John Armstrong 133 2016 Military

## Punt Returns

Fabian Davis 5 2002 Seattle

## Punt Return Yards

Jessie Bates III 59 (1) 2017 Belk

## Punt Return Touchdowns

Jessie Bates III 1 (59) 2017 Belk

## TEAM

Note: Records with an asterisk do not include the 1946 Gator and 1949 Dixie Bowl games.

## First Downs

High: 31 2017 Belk  
Low: 15 1999 Aloha

## Rushing Attempts\*

High: 66 2002 Seattle  
Low: 29 2007 FedEx Orange

## Rushing Yards

High: 368 1946 Gator  
Low: 30 1979 Tangerine

## Passing Yards

High: 400 2017 Belk  
Low: 18 1946 Gator

## Pass Attempts

High: 52 2020 Duke's Mayo  
Low: 6 1946 Gator

## Pass Completions

High: 32 2017 Belk  
Low: 1 1946 Gator

## Passes Had Intercepted

High: 4 1979 Tangerine,  
2020 Duke's Mayo  
Low: 0 2002 Seattle, 2008 EagleBank  
2011 Music City, 2017 Belk

## Total Offensive Plays

High: 97 2017 Belk  
Low: 59 2008 EagleBank

## Total Offense

High: 646 2017 Belk  
Low: 263 1979 Tangerine

## Scoring

High: 55 2017 Belk  
Low: 7 1949 Dixie

## Fumbles

High: 4 1979 Tangerine  
Low: 0 1999 Aloha, 2011 Music City

## Fumbles Lost

High: 3 1992 Tangerine  
Low: 0 1999 Aloha, 2002 Seattle  
2011 Music City, 2016 Military,  
2019 Pinstripe

## Penalties

High: 11 1992 Independence  
Low: 1 1999 Aloha, 2007 Meineke

## Penalty Yards

High: 108 1992 Independence  
Low: 6 2007 Meineke

## Punt Returns

Returns: 5 2002 Seattle  
Yards: 59 2017 Belk

## Kickoff Returns

Returns: 7 1979 Tangerine  
Yards: 151 1979 Tangerine

## LONGEST PLAYS

### Pass

63 yds James MacPherson to Jason Anderson  
2002 Seattle

### Opponent Pass

64 yds Brian Lewerke to Trenton Gillison (Mich. St.)  
2019 Pinstripe

### Scoring Pass

63 yds James MacPherson to Jason Anderson  
2002 Seattle

### Opponent Scoring Pass

58 yds Phillip Walker to Adonis Jennings (Temple)  
2016 Military

### Run

66 yds Matt Colburn, 11, 2017 Belk

### Opponent Run

72 yds Vick Ballard (Miss. State), 2011 Music City

### Scoring Run

38 yds Josh Adams, 2007 Meineke

### Punt

57 yds Ryan Plackemeier, 2002 Seattle

### Opponent Punt

57 yds Adam Williams (Memphis), 2018  
Jose Arroyo (Oregon), 2002 Seattle

### Field Goal

49 yds Nick Sciba, 2018 Birmingham

# HEAD COACH JAKE DICKERT

*First Season*

**J**ake Dickert was named the 33rd head coach of the Wake Forest football program on Dec. 18, 2024.

Dickert, who has been a college football coach for 17 seasons, has risen up the ranks, holding experience at nearly every level of the game. He has proven to be a consistent developer of NFL-caliber talent throughout his career while also winning at each of his coaching stops.

In four seasons as the head coach at Washington State, Dickert had a winning record and went to a bowl three times. His Cougars were ranked inside the top-20 each of the previous two seasons, climbing as high as No. 13 in 2023. Over the last three seasons, Dickert led the Cougars to a pair of wins in the Apple Cup versus arch-rival Washington, a pair of ranked wins over No. 19-ranked Wisconsin in 2022 and 2023 and a victory against No. 14 Oregon State in 2023. Additionally, his program tallied an impressive 14-6 record in non-conference play.


Dickert has coached seven players selected during the three previous NFL Drafts. Washington State's three draft picks in 2024 marked the most for the Cougars since 2005.

Since joining the FBS coaching ranks in 2017, Dickert's defenses have totaled 166 turnovers. That total ties the 10th most by any school in the country during that seven-year stretch and the only ACC school to have more was Clemson.


In the classroom, Washington State had 45 players earn Pac-12 Fall Academic Honor Roll honors (3.3 GPA or higher) in his first three seasons as head coach.

During Dickert's time in Pullman, he had multiple AFCA Good Works Teams, Allstate Wuerffel Trophy Semifinalists for their work around the university and in the community as well as semifinalists for the William V. Campbell Trophy, awarded to the college football player with the best combination of academics, community service and on-field performance.

During his time at the helm of the Washington State football program, Dickert accumulated a record of 23-20 (.535), reaching three bowl games in four seasons while also being nationally-ranked each of the past two seasons.







In 2024, Washington State jumped out to an historic start, winning eight of its first nine games of the season and climbing inside of the top-20 in the AP Poll. It marked the first time since 2018 that the Cougars started a season 8-1 or better and the lone loss during that stretch came to College Football Playoff qualifier Boise State on the road.

For the second-consecutive year, Dickert and Washington State claimed multiple non-conference wins over Power Four conference teams, defeating Texas Tech and Washington in consecutive weeks.

Washington State's offense was one of the best in the country over the last two seasons — led by different quarterbacks (Cam Ward, 2023 and John Mateer, 2024). The Cougars averaged over 31.0 points per game each of the last two seasons including having the No. 11 scoring offense in the country in 2024 with 36.8 points per game.

The 2023 season began 4-0 under Dickert, including wins over nationally-ranked No. 19 Wisconsin and No. 14 Oregon State. It marked the second-straight season Dickert led the Cougs to a win over the Badgers. With the help of the early wins, Dickert and Washington State climbed to as high as No. 13 in the AP Poll rankings, the highest ranking for the school since 2018.

A convincing 56-14 win over Colorado accounted for the Cougar's fifth win of the season; for the year, four of WSU's seven losses came by one possession. The Cougar defense continued its aggressive play from previous years as Washington State led the nation in defensive touchdowns with five on the season, the third-most defensive scores dating back to the 1996 season. In the 2024 NFL Draft, three Cougars were drafted, led by safety Jaden Hicks to Kansas City (fourth round). Jackson (fifth, Los Angeles Rams) and cornerback Chau Smith-Wade (fifth, Carolina) were also selected, giving WSU its most draft picks in a season since the 2005 NFL Draft.

Dickert began the 2022 season, his first full year leading the Cougars, with three-straight wins — including a victory at No. 19 Wisconsin. The win was

Washington State's first regular-season non-conference road win over a ranked team since 2003. The Cougars captured three of its final four games and reached a bowl game — the Jimmy Kimmel L.A. Bowl — for the seventh-straight season which was then the second-longest current streak in the Pac-12. Under Dickert's leadership, WSU again was strong defensively, finishing in the top four of numerous Pac-12 categories, including second in red zone defense and tackles-for-loss, third in scoring defense and turnovers gained and fourth in sacks. Washington State also led the Pac-12 in red zone offense. In 2022, Washington State had 10 All-Pac-12 players, including first-team linebacker and third-team All-American Daiyan Henley, while safety Jaden Hicks garnered third-team Freshman All-America honors. Henley was selected in the third round of the NFL Draft by the Los Angeles Chargers.

Dickert spent the final five games of the 2021 regular season serving as the Cougar's acting head coach, leading Washington State to a 3-2 record with wins over Arizona State, Arizona and a dominating 40-13 Apple Cup victory in Seattle, earning a trip to the Tony The Tiger Sun Bowl. The Apple Cup win snapped a seven-game skid to the Huskies and was the Cougar's largest margin of victory in series history.

Under Dickert's leadership, the Cougar defense was a huge spark in 2021, leading the Pac-12 with 29 takeaways, fifth-most nationally, while also leading the Pac-12 and tied for ninth nationally in turnover margin. 14 players earned All-Pac-12 honors including first-team selections in right tackle Abraham Lucas, kicker Dean Janikowski and edge Ron Stone Jr. while punter Nick Haberer was named a Freshman All-American. In the 2022 NFL Draft, offensive lineman Abraham Lucas was selected in the second round by the Seattle Seahawks and cornerback Jaylen Watson went in the seventh round to the Kansas City Chiefs. Entering the 2021 season, Dickert was in his second year as Washington State's defensive coordinator and linebackers coach.

## WF'S RECORD IN THE DICKERT ERA

	2025-present
Overall	8-3
Home	5-2
Road	3-1
ACC	4-3
ACC at home	2-2
ACC on road	2-1
Neutral Site	0-0
August	1-0
September	1-2
October	3-0
November	3-1
December/January	0-0
In Bowl Games	0-0
vs. Above .500 (time of game)	2-2
vs. Below or At .500 (time of game)	6-1
Non-Conference Record...	2025-present
Overall	4-0
at home	3-0
on the road	1-0
neutral site	0-0
vs. Ranked Opponents...	2025-present
Overall	1-1
vs. Top 5	0-0
at home	0-1
on the road	1-0
neutral site	0-0
Record When Allowing...	2025-present
less than 14 points	6-0
less than 21 points	1-0
21+ points	1-0
30+ points	0-2
35+ Points	0-1
Defensive Touchdown	0-0
Special Teams Touchdown	1-1
Record When...	2025-present
leading after the 1st quarter	5-0
trailing after the 1st quarter	2-1
tied after the 1st quarter	0-2
leading at halftime	8-2
trailing at halftime	0-1
tied at halftime	0-0
halftime lead/deficit within 4 pts.	3-0
leading after the 3rd quarter	6-1
trailing after the 3rd quarter	1-1
tied after the 3rd quarter	0-1
3rd Qtr. lead/deficit within 4 pts.	4-1
tied after the 4th quarter/OT	0-1
Turnover Margin Even	3-0
Turnover Margin +1 or better	0-0
Turnover Margin +2 or better	1-0
Turnover Margin +3 or better	1-0
Turnover Margin -1 or worse	2-1
Turnover Margin -2 or worse	1-2
Turnover Margin -3 or worse	0-0
Record With...	2025-present
less than 300 yards total off.	1-1
300+ yards total offense	3-1
400+ yards total offense	2-1
500+ yards total offense	2-0
600+ yards total offense	0-0
less than 100 yards rushing	2-2
100+ yards rushing	1-0
150+ yards rushing	1-0
200+ yards rushing	1-1
250+ yards rushing	2-0
less than 200 yards passing	2-1
less than 300 yards passing	5-2
300+ yards passing	1-0

In 2020, his first season in Pullman, the Washington State defense produced four All-Pac-12 Conference selections including linebacker Jahad Woods, who was second on the team with 31 tackles and led the team with 4.5 tackles-for loss. The Cougars led the league with eight forced fumbles and was fourth in rush defense (154.8), a 30-yard improvement from the previous season.

Prior to his time at Washington State, Dickert helped build Wyoming into one of the best Group of Five programs in the country. During his three including the final as the defensive coordinator, Wyoming played in a pair of bowl games while he tutored four future NFL Draft selections on the defensive side of the ball. In 2019, the Cowboys were sixth in the country in red zone defense, No. 11 in the country in rush defense (107.1) and scoring defense (17.8), No. 40 tackles-for-loss (83) and No. 43 in total defense. Dickert mentored All-American linebacker and Butkus Award Finalist Logan Wilson while redshirt-freshman defensive end Solomon Byrd was named a Freshman All-American by the Football Writers Association of America.

In 2018, Wyoming's defense was among the best in the nation, finishing the season No. 19 in total defense (326.2), No. 25 in rushing defense (129.5), No. 28 in scoring defense (22.0) and No. 32 in pass defense (196.7). In his first season at Wyoming, Dickert help the 2017 Cowboy defense become one of the best groups in the country as they led the country in takeaways (38), ranked ninth in scoring defense (17.5), were first in fumbles recovered (18), second in interceptions (20), eighth in defensive touchdowns scored (four TD), No. 13 in pass defense (174.9) and No. 23 in total defense (335.2).

Before arriving at Wyoming, Dickert spent the 2016 season as the safeties coach and co-special teams coordinator at South Dakota State. In his one season on the South Dakota State coaching staff, Dickert helped guide the Jackrabbits to the 2016 Missouri Valley Football Conference Championship and a No. 8 seed in the 2016 NCAA Football Championship Subdivision (FCS) Playoffs, where they advanced to the FCS National Quarterfinals.

As defensive coordinator and linebackers coach at Minnesota State, Mankato for the 2014 and 2015 seasons Dickert was part of a coaching staff that led the Mavericks to back-to-back Northern Sun Intercollegiate Conference (NSIC) championships and consecutive NCAA Division II Playoff berths, earning their way to the 2014 National Championship Game. Minnesota State posted a combined record of 24-3 over that two-year span. Dickert's 2014 defense ranked second in the nation in scoring defense (12.9).

In his first season as a college defensive coordinator in 2013 at Augustana, Dickert's defense ranked No. 20 in the nation at the NCAA Division II level in scoring defense. Prior to that, Dickert had full-time assistant stops at Southeast Missouri State in 2012, South Dakota in 2011 and North Dakota State in 2009-10.

He also served as a graduate assistant for North Dakota State in 2008 and got his start in coaching as a graduate assistant at his alma mater Wisconsin-Stevens Point in 2007.

Dickert played football at Wisconsin-Stevens Point from 2002-06 where he earned All-Wisconsin Intercollegiate Athletic Conference (WIAC) honors as a wide receiver his senior season of 2006 and was named his team's Wide Receiver of the Year both his junior and senior seasons. Dickert earned his bachelor's degree in secondary math education from Wisconsin-Stevens Point in 2007, and completed his master's degree in general education, also from UW-Stevens Point in 2009.

He and his wife, Candice, have three children: daughter Rylee and sons Jett and Jace.



## ASSISTANT COACHES

Leading the Demon Deacons

**Personal Information:***Hometown:* Athens, Alabama*Education:* 2011 University of Alabama (BA);  
2014 Colorado State University (MA)*Spouse:* Lulu*Child:* Sam**Coaching Experience:**

<i>Seasons</i>	<i>School/Team</i>	<i>Title/Position Coached</i>
2025	Wake Forest	Offensive Coordinator/TE
2024	South Alabama	Offensive Coordinator/QB
2021-23	South Alabama	Tight Ends
2017-20	Alabama	Offensive Analyst
2015-16	Alabama	Offensive Graduate Assistant
2012-14	Colorado State	Offensive Graduate Assistant
2011	Alabama	Student Assistant

**Personal Information:***Hometown:* Brighton, Colorado*Education:* 1997 Fort Lewis College (BS)*Spouse:* Brooke*Children:* Ava, Sophie, Bode and Crew**Coaching Experience:**

<i>Seasons</i>	<i>School/Team</i>	<i>Title/Position Coached</i>
2025	Wake Forest	Defensive Coordinator/LB
2024	Texas	Special Assistant to the Head Coach
2020-23	Michigan State	Defensive Coordinator/LB
2019	Kansas State	Defensive Coordinator/LB
2017-18	Wyoming	Defensive Coordinator/LB
2014-16	Jacksonville Jaguars	Assistant Linebackers
2013	Nevada	Defensive Coordinator
2012	Southern California	Linebackers
2010-11	North Dakota State	Defensive Coordinator/LB
2007-09	North Dakota State	Defensive Line
2006	Michigan Tech	Special Teams/LB
2004-05	Missouri Southern State	Defensive Coordinator
2002-03	St. Olaf	Defensive Backs
2000-01	North Dakota State	Graduate Assistant
1999	Fort Lewis	Defensive Coordinator
1996-98	Fort Lewis	Defensive Backs



# ASSISTANT COACHES

*Leading the Demon Deacons*



**FREDDIE  
BANKS**

*Assistant Coach/Defensive Backs*

**Personal Information:**

*Hometown:* Harvey, Illinois

*Education:* 2010 North Dakota State (BA)

*Spouse:* Candace

*Children:* Dakota and Aceson

**Coaching Experience:**

<i>Seasons</i>	<i>School/Team</i>	<i>Title/Position Coached</i>
2025	Wake Forest	Assistant Coach/DB
2022-24	Colorado State	Defensive Coordinator/DB
2021	Montana State	Defensive Coordinator/DB
2020	Nevada	Cornerbacks
2019	Stephen F. Austin	Cornerbacks
2016-18	Midwestern State	Secondary
2015	Livonia HS (La.)	Defensive Coordinator
2013-14	Nicholls	Cornerbacks
2011-12	Minnesota State-Moorhead	Defensive Coordinator/DB



**NICK  
EDWARDS**

*Balogh Family Assistant Coach for Wide Receivers*

**Personal Information:**

*Hometown:* Tacoma, Washington

*Education:* 2012 Eastern Washington University (BA)

*Spouse:* Macca

*Children:* Kashmir and Kyrie

**Coaching Experience:**

<i>Seasons</i>	<i>School/Team</i>	<i>Title/Position Coached</i>
2025	Wake Forest	Assistant Coach/WR
2023-24	Washington State	Wide Receivers
2022	Atlanta Falcons	Offensive Assistant
2020-21	Cal Poly	Offensive Coordinator/WR
2020	Minnesota Vikings	Bill Walsh Diversity Coaching Fellowship
2019	California	Running Backs
2017-18	California	Wide Receivers
2014-16	Eastern Washington	Wide Receivers
2013	Eastern Washington	Strength & Conditioning Assistant





## ASSISTANT COACHES

Leading the Demon Deacons

**Personal Information:**

**Hometown:** Dearborn, Michigan  
**Education:** 1991 Michigan State University (BA);  
 2006 Michigan State University (MA)  
**Spouse:** Jane  
**Children:** Lia and Alex

**Coaching Experience:**


Seasons	School/Team	Title/Position Coached
2025	Wake Forest	Assistant Coach/QB
2024	Florida	Special Assistant to the Head Coach/ Advanced Scouting
2023	Arkansas	Offensive Coordinator/QB
2021-22	Maryland	Offensive Coordinator/QB
2020	Cincinnati	Associate Head Coach/RB
2019	Miami (Fla.)	Offensive Coordinator/QB
2018	Alabama	Associate Head Coach/QB
2015-17	Arkansas	Offensive Coordinator/QB
2010-14	Central Michigan	Head Coach
2007-09	Michigan State	Assistant Coach/RB
2006	Michigan State	Assistant Coach/QB
2004-05	Cincinnati	Assistant Coach/QB
2003	North Dakota State	Offensive Coordinator/QB
2000-02	Western Michigan	Assistant Coach/QB
1999	Missouri State	Offensive Coordinator/QB
1997-98	Southern Illinois	Assistant Coach/QB, WR
1996	Northern Michigan	Offensive Coordinator/RB
1994-95	Lakeland College	Offensive Coordinator/QB, RB
1991-93	Michigan State	Graduate Assistant

**Personal Information:**

**Hometown:** Copperas Cove, Texas  
**Education:** 2009 University of Nebraska (BA)  
**Spouse:** Jessica  
**Children:** Tommy and Kingston

**Coaching Experience:**

Seasons	School/Team	Title/Position Coached
2025	Wake Forest	Assistant Coach/DE
2024	Nebraska	Football Recruiting Coordinator
2020-24	Michigan State	Defensive Analyst
2019	Coastal Carolina	Defensive Ends/OL
2018	Coastal Carolina	Defensive Line
2016-17	Santa Margarita	
	Catholic HS (Calif.)	Defensive Coordinator/LB, S
2015	Youngstown State	Linebackers
2014	Huntsville HS (Texas)	Outside Linebackers/Safeties
2011-13	Nebraska	Graduate Assistant
2010	Nebraska	Defensive Intern/LB
2008-09	Nebraska	Strength & Conditioning Intern




## ASSISTANT COACHES

*Leading the Demon Deacons***CHEVIS JACKSON***Assistant Coach/Cornerbacks***Personal Information:***Hometown:* Mobile, Alabama*Education:* 2007 Louisiana State University (BA);  
2014 University of South Alabama (MA)*Spouse:* Ashley*Children:* Caden, Rue and Logan**Coaching Experience:**

<i>Seasons</i>	<i>School/Team</i>	<i>Title/Position Coached</i>
2025	Wake Forest	Assistant Coach/CB
2024	Miami (Fla.)	Assistant Coach/CB
2022-23	Marshall	Co-Defensive Coordinator/CB
2019-21	Kansas	Assistant Coach/CB
2016-18	Ball State	Assistant Coach/CB
2015	LSU	Graduate Assistant
2013-14	South Alabama	Graduate Assistant

**PETER KALIGIS***Assistant Coach/Defensive Tackles***Personal Information:***Hometown:* Bellingham, Washington*Education:* 1994 University of Washington (BA)*Spouse:* Kristine*Children:* Harlie and Cooper**Coaching Experience:**

<i>Seasons</i>	<i>School/Team</i>	<i>Title/Position Coached</i>
2025	Wake Forest	Assistant Coach/DT
2022-24	Washington State	Assistant Head Coach/DT
2020-22	Wyoming	Defensive Run-Game Coordinator/DT
2014-19	Wyoming	Defensive Tackles
2013	Wyoming	Assistant Head Coach/ Offensive Coordinator/RB
2012	Wyoming	Assistant Head Coach/ Offensive Line/RB
2009-11	Wyoming	Offensive Line
2006-08	Montana	Offensive Line
2005	Montana	Tight Ends/Offensive Tackles
1999-2004	Washington	Strength & Conditioning Coach
1996-97	Western Washington	Defensive Line/Strength Coach
1994-95	Western Washington	Tight Ends/Strength Coach





## ASSISTANT COACHES


Leading the Demon Deacons

**Personal Information:**

*Hometown:* Altair, Texas  
*Education:* 2015 Texas Tech University (BA)  
*Spouse:* Caitlyn  
*Child:* Sadie

**Coaching Experience:**

Seasons	School/Team	Title/Position Coached
2025	Wake Forest	Assistant Coach/OL
2024	Washington State	Offensive Line
2023	Austin Peay	Co-Offensive Coordinator/OL
2018-22	Houston Christian	Run Game Coordinator/OL
2016-17	Texas Tech	Offensive Line Assistant/ Offensive Quality Control

**Personal Information:**

*Hometown:* Torrance, California  
*Education:* 2018 University of Wyoming (BA)  
*Spouse:* Kayla  
*Child:* Tatum (TJ)

**Coaching Experience:**

Seasons	School/Team	Title/Position Coached
2025	Wake Forest	Assistant Coach/LB
2022-24	Colorado State	Assistant Coach/LB
2021	Montana State	Assistant Coach/Defensive Line
2020	Kansas State	Defensive Graduate Assistant
2019	Wyoming	Defensive Quality Control





# ASSISTANT COACHES

*Leading the Demon Deacons*



**EFFREM  
REED**

*Assistant Coach/Running Backs*

## Personal Information:

*Hometown:* Geismar, Louisiana

*Education:* 2015 University of Louisiana Lafayette (BA)

## Coaching Experience:

<i>Seasons</i>	<i>School/Team</i>	<i>Title/Position Coached</i>
2025	Wake Forest	Assistant Coach/RB
2024	South Alabama	Running Backs
2022-23	Michigan State	Running Backs
2020-21	Michigan State	Offensive Analyst
2019	Louisiana	Graduate Assistant
2018	Louisiana	Director of Player Engagement



**JARED KASTER** and **T.J. HOLLOWELL** at spring practice.



**SCOTTIE HAZELTON**, **JOEL DIAZ-ROMERO** (Assistant Director of Recruiting) and **ADAM PILAPIL** at spring practice.



## ASSISTANT COACHES

*Leading the Demon Deacons***Personal Information:**

*Hometown:* Liberty, Missouri  
*Education:* 2005 Southern Illinois (BA)  
*Spouse:* Killian  
*Child:* Leyna and Vince

**Coaching Experience:**


<i>Seasons</i>	<i>School/Team</i>	<i>Title/Position Coached</i>
2025	Wake Forest	Assistant Head Coach
2023-24	Washington State	Special Assistant to the Head Coach
2022	Washington State	Director of Scouting
2020-21	Southeast Missouri St.	Assistant Head Coach/Tight Ends
2016-19	Missouri State	Offensive Coordinator

**Personal Information:**

*Hometown:* Mackay, Idaho  
*Education:* 2001 Idaho State University (BA)  
*Spouse:* Erin  
*Child:* Olivia, Colt

**Coaching Experience:**

<i>Seasons</i>	<i>School/Team</i>	<i>Title/Position Coached</i>
2025	Wake Forest	Special Teams Coordinator
2022-24	Washington State	Tight Ends/ Special Teams Coordinator
2019-21	Texas State	Running Backs/Special Teams Coordinator
2015-18	Portland State	Running Backs/Special Teams Coordinator
2011-14	Central Washington	Running Backs/Special Teams Coordinator
2010	Montana Western	Offensive Coordinator
2003-09	Idaho State	Special Teams Coordinator/Recruiting Coordinator
2001-02	Idaho State	Graduate Assistant



## TOP PERFORMANCES UNDER DICKERT TEAM

## POINTS

1.	70	Portland State	8/31/24
2.	64	Northern Colorado	9/16/23
3.	56	Colorado	11/17/23
4.	54	San Jose State	9/20/24
<b>T5. 52</b>	<b>Delaware</b>	<b>11/22/25</b>	
5.	52	Stanford	11/5/22

## TOTAL OFFENSE

1.	718	Northern Colorado	9/16/23
2.	637	Portland State	8/31/24
3.	627	San Jose State	9/20/24
<b>4. 577</b>	<b>Delaware</b>	<b>11/22/25</b>	
5.	556	Colorado State	9/2/23

## RUSHING YARDS

1.	306	Stanford	11/5/22
2.	303	Utah State	11/9/24
3.	301	Texas Tech	9/7/24
<b>4. 273</b>	<b>Western Carolina</b>	<b>9/6/25</b>	
<b>5. 263</b>	<b>Delaware</b>	<b>11/22/25</b>	

## PASSING YARDS

1.	489	Northern Colorado	9/16/23
2.	466	Colorado State	9/2/23
3.	438	Oregon	10/21/23
4.	422	Oregon State	9/23/23
5.	413	Portland State	8/31/24

## PASSING TOUCHDOWNS

1.	6	Northern Colorado	9/16/23
	6	Portland State	8/31/24
3.	4	Arizona	11/19/21
	4	San Jose State	9/20/24
	4	New Mexico	11/16/24
	4	Utah State	11/9/24
	4	Oregon State	9/23/23
	4	Colorado State	9/17/22

## RUSHING TOUCHDOWNS

1.	<b>4</b>	<b>Western Carolina</b>	<b>9/6/25</b>
	4	Texas Tech	9/7/24
<b>T3. 3</b>	<b>Delaware Carolina</b>	<b>11/22/25</b>	
	<b>3</b>	<b>North Carolina</b>	<b>11/15/25</b>
	3	San Jose State	9/20/24
	3	Utah State	11/9/24
	3	Hawaii	10/19/24
	3	Portland State	8/31/24
	3	Northern Colorado	9/16/23
	3	Colorado State	9/2/23
	3	Colorado	11/17/23
	3	Stanford	11/5/22
	3	Arizona State	11/12/22
	3	Washington	11/26/21
	3	BYU	10/23/21

## PASSING COMPLETIONS

1.	38	Colorado State	9/2/23
2.	37	Oregon	9/24/22
3.	35	Arizona State	10/28/23
	35	California	11/11/23
5.	34	Washington	11/26/22
	34	Oregon	10/21/23

## THIRD DOWN PERCENTAGE

1.	80.0 (8-10)	Northern Colorado	9/16/23
2.	64.7 (11-17)	Colorado State	9/2/23
3.	63.6 (7-11)	BYU	10/23/21
	63.6 (7-11)	Hawaii	10/19/24
5.	60.0 (9-15)	San Jose State	9/20/24

## FIRST DOWNS

1.	33	Northern Colorado	9/16/23
2.	32	California	11/11/23
3.	31	San Jose State	9/20/24
4.	30	Colorado State	9/2/23
5.	28	Oregon	9/24/22
	28	Utah State	9/24/22
	28	Washington	11/26/22

## FEWEST POINTS ALLOWED

1.	7	Colorado State	9/17/22
<b>T2. 9</b>	<b>Virginia</b>	<b>11/8/25</b>	
<b>T2. 9</b>	<b>Kennesaw State</b>	<b>8/29/25</b>	
<b>T2. 9</b>	<b>California</b>	<b>10/1/22</b>	
<b>T4. 10</b>	<b>Western Carolina</b>	<b>9/6/25</b>	
	10	Stanford	11/4/23
	10	Hawaii	10/19/24

## FEWEST YARDS ALLOWED

1.	200	Washington	11/26/21
2.	217	Stanford	11/4/23
<b>3. 238</b>	<b>Western Carolina</b>	<b>9/6/25</b>	
<b>4. 246</b>	<b>SMU</b>	<b>10/25/25</b>	
5.	249	Colorado State	9/17/22

## FEWEST RUSHING YARDS ALLOWED

1.	10	Washington	11/26/21
2.	32	California	10/1/22
<b>3. 34</b>	<b>Western Carolina</b>	<b>9/6/25</b>	
4.	37	Colorado State	9/17/22
	37	Colorado State	9/2/23

## FEWEST PASSING YARDS ALLOWED

1.	<b>111</b>	<b>at Virginia Tech</b>	<b>10/4/25</b>
2.	135	Oregon	11/31/21
3.	141	Oregon State	10/15/22
4.	142	Stanford	11/4/23
5.	147	BYU	10/23/21

## TURNOVERS FORCED

1.	5	Arizona State	10/30/21
2.	4	Washington	11/26/21
	4	Texas Tech	9/7/24
	4	Stanford	11/5/22
	4	Arizona	11/19/22

## SACKS

1.	7	Colorado State	9/17/22
2.	6	Idaho	9/3/22
	6	Wyoming	11/30/24
<b>4. 5</b>	<b>Western Carolina</b>	<b>9/6/25</b>	
	5	Colorado	11/17/23

## TACKLES FOR LOSS

1.	<b>14</b>	<b>Western Carolina</b>	<b>9/6/25</b>
2.	12	Colorado State	9/17/22
	12	Idaho	12/31/21
4.	11	Wyoming	11/30/24
<b>5. 10</b>	<b>at Florida State</b>	<b>11/1/25</b>	

## OPPONENT THIRD DOWN PERCENTAGE

1.	0.0 (0-8)	Hawaii	10/19/24
2.	15.4 (2-13)	Colorado State	9/17/22
3.	17.6 (3-17)	Arizona	11/19/21
	17.6 (3-17)	Central Michigan	12/31/21
5.	18.2 (2-11)	Arizona	11/19/22

## FEWEST OPPONENT FIRST DOWNS

1.	<b>8</b>	<b>SMU</b>	<b>10/25/25</b>
2.	11	Washington	11/26/21
3.	13	Idaho	9/3/22
	13	California	10/1/22
<b>T5. 14</b>	<b>Virginia</b>	<b>11/8/25</b>	
	14	Colorado State	9/17/22

\* Indicates a school record // \* Indicates Allegacy Stadium record

## TOP PERFORMANCES

## UNDER DICKERT INDIVIDUAL

## PASSING YARDS

1.	451	Cam Ward	Colorado State	9/2/22
2.	438	Cam Ward	Oregon	10/21/23
3.	404	Cam Ward	Oregon State	9/23/23
4.	390	John Mateer	San Jose State	9/20/24
5.	375	John Mateer	New Mexico	11/16/24
	375	Cam Ward	Oregon	9/24/22

## RUSHING YARDS

1.	197	John Mateer	Texas Tech	9/7/22
<b>2. 193</b>	<b>Demond Claiborne</b>	<b>Western Carolina</b>	<b>9/6/25</b>	
2.	166	Nakia Watson	Stanford	11/5/22
3.	149	Wayshawn Parker	Utah State	11/9/24
<b>4. 144</b>	<b>Demond Claiborne</b>	<b>Oregon State</b>	<b>10/11/25</b>	
4.	139	Max Borghi	Arizona	11/19/21
5.	130	Jaylen Jenkins	USC	10/8/22

## RECEIVING YARDS

1.	<b>197</b>	<b>Carlos Hernandez</b>	<b>Delaware</b>	<b>11/22/25</b>
2.	181	Kyle Williams	New Mexico	11/16/24
3.	174	Kyle Williams	Oregon State	9/23/23
4.	172	Kyle Williams	Syracuse	12/27/24
5.	168	Lincoln Victor	Colorado State	9/2/23

## RECEPTIONS

1.	16	Lincoln Victor	Oregon	10/21/23
2.	12	Lincoln Victor	Stanford	11/4/23
3.	11	Lincoln Victor	Colorado State	9/2/23
	11	Lincoln Victor	Washington	11/25/23
<b>5. 10</b>	<b>Chris Barnes</b>	<b>Western Carolina</b>	<b>9/6/25</b>	
	10	Robert Ferrel	Fresno State	12/17/22
	10	Kyle Williams	Syracuse	12/27/24

## LONGEST PASS

1.	<b>93</b>	<b>Hernandez from Ashford</b>	<b>Delaware</b>	<b>11/22/25</b>
1.	78	Jackson Jr. from de Laura	Arizona	11/19/21
2.	72	Nunnally from de Laura	Northern Colorado	9/16/23
<b>T3. 70</b>	<b>Hernandez from Ashford</b>	<b>North Carolina</b>	<b>11/15/25</b>	
<b>T3. 70</b>	<b>Jackson Jr. from Eckhaus</b>	<b>Oregon</b>	<b>11/13/21</b>	

## LONGEST RUSH

1.	<b>85</b>	<b>Demond Claiborne</b>	<b>WCU</b>	<b>9/6/25</b>
<b>2. 78</b>	<b>Chris Barnes</b>	<b>Delaware</b>	<b>11/22/25</b>	
3.	75	Wayshawn Parker	Utah State	11/9/24
4.	68	John Mateer	Texas Tech	9/7/24
<b>5. 66</b>	<b>Demond Claiborne</b>	<b>Oregon State</b>	<b>10/11/25</b>	

## SACKS

1.	3.0	A. Din-Mbuh	San Diego State	10/26/24
	3.0	D. Henley	Colorado State	9/17/22
<b>2. 2.5</b>	<b>L. Hardy</b>	<b>WCU</b>	<b>9/6/25</b>	
3.	2.0	R. Stone Jr.	Colorado	11/17/23
	2.0	B. Jackson	California	11/11/23
	2.0	R. Stone Jr.	Wisconsin	9/9/23

## LONGEST PUNT

1.	62	Nick Haberer	Utah	10/27/22
	62	Nick Haberer	Stanford	11/4/23
3.	61	Nick Haberer	Colorado State	9/17/22
4.	56	Nick Haberer	Central Michigan	12/31/21
5.	55	Dean Janikowski	Hawaii	10/19/24

## LONGEST FIELD GOAL

1.	55	Dean Janikowski	Colorado State	9/2/23
2.	52	Dean Janikowski	San Jose State	9/20/24
<b>T3. 50</b>	<b>Connor Calvert</b>	<b>Virginia</b>	<b>11/8/25</b>	
	<b>50</b>	<b>Connor Calvert</b>	<b>SMU</b>	<b>10/25/25</b>
	50	Dean Janikowski	Washington	11/26/22
	50	Dean Janikowski	Oregon	10/21/23



## NUMERICAL ROSTER

NO.	NAME	POS.	HT.	WT.	YR.	HOMETOWN/HIGH SCHOOL/PREVIOUS SCHOOL
1	Claiborne, Demond	RB	5' 10"	195	Sr.	Aylett, VA / King William
2	Ashford, Robby	QB	6' 2"	220	R-Sr.	Hoover, AL / Hoover / Oregon / Auburn / South Carolina
3	Clements, Jamario	RB	5' 11"	205	R-Sr.	Lafayette, GA / Lafayette / Duquesne
3	Prunty, Karon	DB	6' 2"	192	R-Sr.	Portsmouth, VA / I.C. Norcom / Kansas / NC A&T
4	Garcia, Sascha	DB	6' 2"	192	R-So.	Clinton, MD / Potomac / William & Mary
4	Berkhalter, Sterling	WR	6' 3"	203	R-Sr.	Cincinnati, OH / Georgia Prep / NC A&T / Cincinnati
5	Patterson, Davaughn	DB	6' 0"	217	R-So.	Jacksonville, FL / Edward H White
5	Purdie, Deshawn	QB	6' 4"	228	So.	Baltimore, MD / Milford Mill Academy / Charlotte
6	Pizzella, Steele	QB	5' 11"	180	Fr.	Simi Valley, CA / Notre Dame High School
6	Tongue, Rushaun	DB	6' 1"	193	R-So.	Pasadena, MD / Chesapeake
7	Gatkuoth, Nuer	DL	6' 3"	237	R-Jr.	Edmonton, AB, Canada / Champion Prep Academy (Ga.) / Colorado State
7	Mays Jr., Micah	WR	6' 2"	196	R-So.	Palm Beach Gardens, FL / The Benjamin School
8	Hernandez, Carlos	WR	6' 0"	192	Jr.	Alhambra, CA / Monrovia / Washington State
8	Loving, Jayden	DL	6' 2"	317	R-Sr.	Hamilton, AL / Hamilton / Bethune-Cookman / WKU
9	Racanelli, Sawyer	WR	6' 3"	208	R-Sr.	Brush Prairie, WA / Hockinson / Washington / Montana
9	Bryant, Quincy	LB	6' 0"	228	R-Sr.	Lilburn, Ga. / Parkview
10	Barnes, Chris	WR	5' 7"	168	R-Fr.	Houston, TX / North Shore / Washington State
10	Kirschke, Gabe	DL	6' 5"	249	R-Jr.	Lone Tree, CO / Valor Christian / Purdue / Colorado State
11	Hardy, Langston	DL	6' 4"	250	R-Jr.	Jacksonville, FL / Sandalwood / UConn
11	Vick Jr., Reginald	WR	6' 3"	198	R-Jr.	Wendell, NC / East Wake / Virginia Union
12	Johnson, Kamrean	TE	6' 5"	230	Jr.	Theodore, AL / Theodore / Vanderbilt
12	Mull, Jaxon	DB	5' 10"	180	R-Jr.	Fort Wayne, IN / Culver Academies / Purdue
13	Melvin, Jeremiah	WR	6' 4"	195	R-Fr.	Fayetteville, NC / Cape Fear
13	Williams, Ashaad	DB	6' 2"	178	R-Sr.	Russellville, AL / Russellville / North Alabama
14	Brenson, Karate	WR	6' 2"	215	R-Sr.	St. Louis, MO / Christian Brothers College / Tennessee State / Ball State
14	Winston III, Braxton	DB	6' 0"	175	Fr.	Charlotte, NC / Providence Day School
15	Oehlke, Elijah	QB	6' 2"	223	Fr.	Fayetteville, NC / Trinity Christian School of Academics
15	Cook, Devin	DB	5' 11"	170	R-Fr.	Chesapeake, VA / Western Branch
17	Stevenson, Zamari	DB	5' 10"	180	Jr.	Statesville, NC / Statesville
17	Johnson, Billy	QB	5' 11"	180	R-So.	Atherton, CA / Menlo Atherton / Wagner
18	Reid, EJ	WR	5' 8"	178	R-Fr.	Woodbridge, VA / Freedom
18	Williams, BJ	DL	6' 4"	273	R-Sr.	Johnston, S.C. / Strom Thurmond
20	Jackson, Zeek	WR	5' 6"	158	R-So.	Baltimore, MD / Loyola Blakefield
20	Webb Jr., Lardarius	DB	5' 9"	168	R-Sr.	Opelika, AL / Jackson Academy / Oklahoma State / South Alabama
21	Hall, Aiden	LB	6' 0"	231	Jr.	Birmingham, AL / Pleasant Grove
22	Turpin, Myles	DB	5' 11"	202	So.	Ashburn, VA / StoneBridge
23	Johnson, Braylon	DB	6' 1"	185	R-So.	Richmond, VA / Highland Springs / Virginia Tech
23	Clark III, Ty	RB	6' 0"	207	So.	Nashville, TN / Franklin Road Academy
24	Hazen, Dylan	LB	6' 1"	239	R-Sr.	The Woodlands, TX / The Woodlands College Park
25	Lodge, Harry	TE	6' 6"	240	R-Jr.	Cambridge, MA / Belmont Hill School / Georgia Tech
26	Gillens, Freddie	DB	6' 0"	171	Fr.	Columbia, SC / Cardinal Newman
26	Pickett, Drew	RB	5' 10"	186	R-So.	Montgomery, AL / Russell County
27	West, Travon	DB	6' 0"	185	R-So.	Piedmont, SC / Wren
28	Cosby-Mosley, Jacob	DB	5' 11"	197	R-Fr.	West Palm Beach, FL / The Benjamin School
28	Egbe, David	RB	5' 10"	206	R-So.	Millstone, NJ / Loomis Chaffee
29	Searcy, Jamar	RB	5' 8"	180	Fr.	Pittsburg, CA / Pittsburg
29	Wiebush, William	DB	6' 0"	182	Fr.	Franklin, TN / Fred J Page
30	Blackwell, Jerron	DB	6' 2"	190	Fr.	Greensboro, NC / Dudley
30	Carney, Tate	RB	6' 0"	207	R-Jr.	Davie County, NC / Davie County
32	Cobb, Will	LS	5' 10"	201	R-Sr.	Matthews, NC / Weddington
34	Jones, Darius	LB	6' 1"	224	R-Fr.	Baltimore, MD / St. Frances Academy
35	Bartley, Koredell	DB	5' 11"	173	Fr.	Greensboro, NC / Dudley / A&T Four Middle College
36	Carethers, Seth	DB	6' 0"	165	Fr.	Coppell, TX / Coppell
37	Tackie, Jr., William	DB	5' 11"	203	R-So.	Durham, NC / Hillside
38	Borriello, Anthony	DB	5' 11"	203	R-Sr.	Shrewsbury, NJ / Red Bank Catholic
39	Lowenberg, Joel	LB	6' 2"	210	Fr.	Chattanooga, TN / Baylor School
39	Henley, Ryan	RB	5' 9"	199	R-Fr.	Charlotte, NC / Charlotte Christian
40	Whaley, Whittman	LB	6' 2"	222	R-Fr.	Sevierville, TN / Gatlinburg-Pittman
41	Andrade, Mason	RB	5' 11"	222	R-Jr.	Watertown, MA / Watertown
41	Townes, Kalil	DB	5' 10"	200	Fr.	Atlanta, GA / The Lovett School
42	Walton, Tyler	DL	6' 5"	265	R-So.	Suwanee, GA / North Gwinnett
43	Cusano, Frank	LB	6' 2"	222	R-Fr.	Granite Bay, CA / Granite Bay / Washington State
44	Stroebe, Wesley	WR	6' 1"	184	R-Jr.	Cedarburg, WI / Cedarburg
44	Marenco, Alec	LB	6' 2"	234	R-Sr.	El Paso, TX / Bruges / New Mexico/Kansas State
45	Andersen, Nick	DB	5' 11"	197	Sr.	Clifton, VA / Centreville
46	Check, Kevin	TE	6' 5"	227	R-Jr.	McLean, VA / The Potomac School
46	Lee, Kerrington	DL	6' 4"	252	R-So.	Palm Beach Gardens, FL / Dwyer
48	Funderburk, Cole	DL	6' 3"	235	Fr.	Suwanee, GA / North Gwinnett
48	Lusardi, Matthew	TE	6' 1"	247	R-Jr.	Basking Ridge, NJ / Ridge
49	Gilmour, Eli	LS	6' 3"	218	R-Fr.	San Diego, CA / Del Norte / Nevada
50	Kennedy, Ja'Marion	OL	6' 3"	323	R-So.	Shreveport, LA / Northwood / Louisiana Tech
51	White, Luke	LB	6' 0"	217	R-Jr.	Los Gatos, CA / Los Gatos
51	McRae, Devin	OL	6' 3"	294	R-So.	McRae, GA / Telfair County HS
52	Afalava, Dallas	OL	6' 1"	291	Jr.	Seattle, WA / Rainier Beach / Idaho
52	Ajongo, Uber	OL	6' 6"	308	R-So.	Ottawa, Ontario / Phillips Exeter Academy

## ALPHABETICAL

52	Afalava, Dallas	OL
52	Ajongo, Uber	OL
45	Andersen, Nick	DB
41	Andrade, Mason	RB
2	Ashford, Robby	QB
10	Barnes, Chris	WR
35	Bartley, Koredell	DB
68	Beemer, Luke	OL
4	Berkhalter, Sterling	WR
30	Blackwell, Jerron	DB
38	Borriello, Anthony	DB
14	Brenson, Karate	WR
9	Bryant, Quincy	LB
90	Calvert, Connor	K
36	Carethers, Seth	DB
97	Carlson, Caleb	K
30	Carney, Tate	RB
46	Check, Kevin	TE
1	Claiborne, Demond	RB
23	Clark III, Ty	RB
3	Clements, Jamario	RB
32	Cobb, Will	LS
15	Cook, Devin	DB
28	Cosby-Mosley, Jacob	DB
43	Cusano, Frank	LB
86	Deluca, Dominic	TE
67	Demaine, Elliot	DL
55	Dembele, Kadear	DL
99	Dennis, Matthew	K
66	Doyle, Cale	OL
28	Egbe, David	RB
79	Fa'amoe, Fa'alili	OL
84	Falayi, Eni	TE
89	Foley, Jack	WR
48	Funderburk, Cole	DL
4	Garcia, Sascha	DB
7	Gatkuoth, Nuer	DL
26	Gillens, Freddie	DB
49	Gilmour, Eli	LS
80	Grice, Ben	WR
21	Hall, Aiden	LB
90	Hardy, Camden	DL
11	Hardy, Langston	DL
93	Harrison, Josh	DL
24	Hazen, Dylan	LB
39	Henley, Ryan	RB
8	Hernandez, Carlos	WR
78	Hines, Jack	OL
96	Howard, Kendal	DL
59	Hoyle, Brandon	DL
99	Ibirogba, Mateen	OL
20	Jackson, Zeek	WR
75	Johnson II, Derrell	OL
17	Johnson, Billy	QB
23	Johnson, Braylon	DB
12	Johnson, Kamrean	TE
34	Jones, Darius	LB
91	Joseph, Cal	P
81	Kania, Bryce	WR
50	Kennedy, Ja'Marion	OL
10	Kirschke, Gabe	DL
70	Kylany, Devin	OL
46	Lee, Kerrington	DL
25	Lodge, Harry	TE
85	Loerzel, Will	TE
94	Lohavichan, Zach	DL
8	Loving, Jayden	DL
39	Lowenberg, Joel	LB
48	Lusardi, Matthew	TE
98	MacNeill, Rohan	P
44	Marenco, Alec	LB
72	Martin, Aidan	OL
7	Mays Jr., Micah	WR
51	McRae, Devin	OL
13	Melvin, Jeremiah	WR
12	Mull, Jaxon	DB
82	O'Brien, Hugh	WR

## NUMERICAL ROSTER

NO.	NAME	POS.	HT.	WT.	YR.	HOMETOWN/HIGH SCHOOL/PREVIOUS SCHOOL
55	Dembele, Kadear	OL	6' 3"	285	Fr.	West Haven, CT / West Haven
59	Hoyle, Brandon	OL	6' 2"	259	R-Jr.	Shelby, NC / Shelby
60	Saba, Will	OL	6' 5"	272	Fr.	Purcellville, VA / Loudoun Valley
62	Offutt, Jaishaun	OL	6' 3"	342	Fr.	Winchester, VA / John Handley
65	Richard, Clinton	OL	6' 3"	300	R-Fr.	Hiram, GA / Hiram
66	Doyle, Cale	OL	6' 3"	307	R-Jr.	Chagrin Falls, OH / Kenston
67	Demaine, Elliot	OL	6' 7"	280	Fr.	Ottawa, ON, Canada / St. Thomas More (CT)
68	Beemer, Luke	OL	6' 3"	313	R-Fr.	Nashville, TN / Montgomery Bell Academy
70	Kylany, Devin	OL	6' 4"	319	R-Sr.	Lake Stevens, WA / Lake Stevens / Washington State
71	Siani, Melvin	OL	6' 6"	302	R-So.	Hamilton, ON, Canada / Wyoming Seminary Prep / Temple
72	Martin, Aidan	OL	6' 6"	265	Fr.	Denver, CO / Northfield
73	Steih, George	OL	6' 5"	295	R-So.	Franklin, TN / Grace Christian Academy
74	Pahanich, Nathan	OL	6' 4"	291	Fr.	Princeton, NJ / The Hun School
75	Johnson II, Derrell	OL	6' 3"	306	R-Jr.	Jacksonville, FL / Riverside
77	Sell, George	OL	6' 4"	303	R-Sr.	Chagrin Falls, OH / Kenston
78	Hines, Jack	OL	6' 7"	311	R-Fr.	Avon, CT / Avon Old Farms
79	Fa'amoe, Fa'alili	OL	6' 5"	317	R-Sr.	Pago Pago, American Samoa / Leone / Washington State
80	Grice, Ben	WR	6' 0"	194	So.	Atlanta, GA / Woodward Academy
81	Kania, Bryce	WR	6' 4"	200	Fr.	Chatham, NJ / The Hun School
82	O'Brien, Hugh	WR	6' 0"	190	Fr.	Charlotte, NC / Charlotte Catholic
83	Rinello, Austin	WR	5'11"	165	Fr.	Greenwich, CT / Greenwich County Day School
84	Falayi, Eni	TE	6' 4"	240	R-Sr.	Boston, MA / Williston Northampton School / UMass / Utah Tech
85	Loerzel, Will	TE	6' 5"	244	R-Fr.	New Orleans, LA / Isadore Newman / South Alabama
85	Ryan, Jake	DB	6' 0"	199	R-Fr.	Minden, NE / Minden
86	Deluca, Dominic	TE	6' 6"	250	R-Fr.	Greenwich, CT / Hun School of Princeton
87	Wingfield, Charlie	TE	6' 4"	239	Fr.	Franklin Lakes, NJ / Ramapo
88	Ver Steeg, Ian	WR	6' 0"	183	R-Jr.	Severn, MD / Archbishop Spalding
89	Foley, Jack	WR	6' 4"	205	Fr.	Bend, OR / Mountain View Senior
90	Calvert, Connor	K	6' 3"	203	R-Fr.	Bend, OR / Mountain View / Washington State
90	Hardy, Camden	OL	6' 3"	231	R-Fr.	Jacksonville, FL / Atlantic Coast
91	Joseph, Cal	P	6'0"	173	Fr.	Melbourne, Australia / Whitefriars College
92	Thomas, Ka'Shawn	OL	6' 1"	292	R-So.	Brunswick, GA / Brunswick
93	Harrison, Josh	OL	6' 2"	248	R-Fr.	Greenville, SC / Christ School
94	Lohavichan, Zach	OL	6' 3"	285	R-Sr.	Charlotte, NC / Providence Day School
95	Smiley, Brandon	OL	6' 2"	306	R-Jr.	Durham, NC / Riverside Elon
96	Howard, Kendal	OL	6' 3"	259	R-Fr.	Troutville, VA / Lord Botetourt High School
96	Ploszay, Jack	P	6' 2"	191	R-Fr.	Malvern, PA / Malvern Preparatory School
97	Pratt, Josiah	OL	6' 0"	315	Fr.	Houston, TX / Summer Creek
97	Carlson, Caleb	K	6' 1"	210	R-Jr.	Miami, FL / Ransom Everglades School
98	MacNeill, Rohan	P	6' 3"	187	R-So.	Perth, Australia / Claremont Football Club
99	Ibirogba, Mateen	OL	6' 3"	296	R-Jr.	Clarksburg, MD / Clarksburg / Georgetown
99	Dennis, Matthew	K	5' 11"	207	R-Sr.	Charlotte, N.C. / Myers Park

## ALPHABETICAL

15	Dehlke, Elijah	QB
62	Offutt, Jaishaun	OL
74	Pahanich, Nathan	OL
5	Patterson, Davaughn	DB
26	Pickett, Drew	RB
6	Pizzella, Steele	QB
96	Ploszay, Jack	P
97	Pratt, Josiah	OL
3	Prunty, Karon	DB
5	Purdie, Deshawn	QB
9	Racanelli, Sawyer	WR
18	Reid, E.J.	WR
65	Richard, Clinton	OL
83	Rinello, Austin	WR
85	Ryan, Jake	DB
60	Saba, Will	OL
29	Searcy, Jamar	RB
77	Sell, George	OL
71	Siani, Melvin	OL
95	Smiley, Brandon	OL
73	Steih, George	OL
17	Stevenson, Zamari	DB
44	Stroebel, Wesley	WR
37	Tackie, Jr., William	DB
92	Thomas, Ka'Shawn	OL
6	Tongue, Rushaun	DB
41	Townes, Kaiil	DB
22	Turpin, Myles	DB
88	Ver Steeg, Ian	WR
11	Vick Jr., Reginald	WR
42	Walton, Tyler	OL
20	Webb Jr., Lardarius	DB
27	West, Travon	DB
40	Whaley, Whittman	LB
51	White, Luke	LB
29	Wiebush, William	DB
13	Williams, Ashaad	DB
18	Williams, B.J.	OL
87	Wingfield, Charlie	TE
14	Winston III, Braxton	DB

## PRONUNCIATION GUIDE

## PLAYERS

Dallas Afalava	Ahf-uh-lava
Uber Ajongo	Uh-jung-go
Mason Andrade	An-draid
Jaron Blackwell	Juh-ron
Anthony Borriello	Bore-e-loh
Seth Carethers	Cuh-reth-ers
Demond Claiborne	Duh-mond Clay-born
Jamario Clements	Juh-mar-e-oh
Wyatt Crespi	Cress-pee
Frank Cusano	Cuh-sah-no
Elliot Demaine	O-main
Kadear Dembele	Kuh-dear Dem-bay-lay
David Egbe	Egg-be
Fa'alili Fa'amoe	Fah-ah-lee-lee Fah-ah-mo-eh
Eni Falayi	En-e Fuh-lie
Nuer Gatuoth	New-er Gaht-cooth

Mateen Ibirogba	Ih-beerguh-buh
Bryce Kania	Cane-yuh
Ja'Marion Kennedy	Juh-mar-e-on
Gabe Kirshke	Keersh-key
Devin Kylany	Cuh-lay-nee
Will Loerzel	Lor-zell
Zach Lohavichan	Low-ha-veech-en
Matthew Lusardi	Luh-sar-dee
Alec Marengo	Muh-rank-oh
Elijah Dehlke	Ooh-key
Jaishaun Offutt	Jay-shawn Off-it
Nathan Pahanich	Puh-hon-itch
Steele Pizzella	Pizz-el-uh
Jack Ploszay	Ploz-ay
Karon Prunty	Cuh-ron
Desahwn Purdie	Dee-shawn Purh-dee
Sawyer Racanelli	Rack-uh-nell-e

Will Saba	Sa-buh
Jamar Searcy	Sir-see
Melvin Siani	See-ah-nee
George Steih	Sty
Zamari Stevenson	Zuh-mar-ee
Wesley Stroebel	Stroe-bull
Ka'Shawn Thomas	Kay-shawn
Rushaun Tongue	Ru-shawn
Lardarius Webb Jr.	Lahr-dare-e-us
Travon West	Trey-von
Whittman Whaley	Way-lee
William Wiebush	Wee-bush

## COACHES

## QUICK FACTS

## THE BASICS

Location (Founded): Winston-Salem, N.C. (1834)  
 Conference: Atlantic Coast  
 Enrollment: 5,441  
 Colors: Old Gold & Black  
 Nickname: Demon Deacons  
 Band: Spirit of the Old Gold and Black  
 President: Dr. Susan R. Wente  
 Faculty Representative: Dr. Peter Brubaker  
 Vice President & Director of Athletics: John Currie

## FACILITY INFO

Stadium (Opened): Allegacy Federal Credit Union Stadium (1968)  
 Capacity: 31,500  
 Surface: FieldTurf  
 Record at Allegacy Stadium: 158-174-4 (.470)

## TEAM INFO

2025 Overall Record: 8-3  
 Home/Away/Neutral: 5-2 / 3-1 / 0-0  
 ACC Record: 4-3  
 Home/Away: 2-2/2-1  
 Starters Returning: 9

## HISTORY

First Year of Football: 1888  
 All-Time Overall Record: 504-697-33 (.408)  
 All-Time ACC Record: 166-348-5 (.320)  
 ACC Championships: 2 (2006, 1970)  
 ACC Atlantic Titles: (2021, 2006)  
 ACC Championship Games: 2 (2006, 2021)  
 National Championships: 0  
 CFP Appearances/Titles: 0/0

2025 ACC STANDINGS

SCHOOL	ACC	PCT.	FOR-AGAINST	OVERALL	PCT.	FOR-AGAINST	HOME	AWAY	NEUTRAL	STREAK
Virginia	6-1	.857	215-155	9-2	.818	371-233	5-1	4-1	0-0	W1
SMU	6-1	.857	221-104	8-3	.727	360-210	5-1	3-2	0-0	W3
Pitt	6-1	.857	269-167	8-3	.727	414-261	4-2	4-1	0-0	W1
Georgia Tech	6-2	.750	257-228	9-2	.818	388-284	5-1	4-1	0-0	L1
Duke	5-2	.714	241-188	6-5	.545	366-321	2-3	4-2	0-0	W1
Miami	5-2	.714	224-113	9-2	.818	371-159	7-1	2-1	0-0	W3
Wake Forest	4-3	.571	147-162	8-3	.727	290-209	5-2	3-1	0-0	W3
Clemson	4-4	.500	234-188	6-5	.545	316-231	3-4	3-1	0-0	W3
Louisville	4-4	.500	202-205	7-4	.636	321-253	4-3	3-1	0-0	L3
NC State	3-4	.429	198-233	6-5	.545	320-327	5-1	1-4	0-0	W1
California	3-4	.429	164-217	6-5	.545	260-283	3-2	3-3	0-0	L1
Stanford	3-5	.375	153-222	4-7	.364	206-301	4-1	0-6	0-0	W1
Virginia Tech	2-5	.286	155-216	3-8	.273	250-335	2-5	1-2	0-1	L3
North Carolina	2-5	.286	128-161	4-7	.364	212-252	2-4	2-3	0-0	L2
Florida State	2-6	.250	201-194	5-6	.455	375-224	5-2	0-4	0-0	L1
Syracuse	1-6	.143	104-226	3-8	.273	230-385	2-3	1-5	0-0	L7
Boston College	0-7	.000	132-266	1-10	.091	271-381	1-6	0-4	0-0	L10

AROUND THE ACC

Friday, Nov. 28	
Friday, Nov. 28	
Georgia at Georgia Tech (at Mercedes-Benz Stadium)	3:30 p.m. ET   ABC
Saturday, Nov. 29	
Miami at Pitt *	Noon ET   ABC
Kentucky at Louisville	Noon ET   ACCN
Clemson at South Carolina	Noon ET   SECN
Boston College at Syracuse *	3 p.m. ET   The CW
Wake Forest at Duke *	3:30 p.m. ET   ACCN
Florida State at Florida	4:30 p.m. ET   ESPN2
Virginia Tech at Virginia *	7 p.m. ET   ESPN
North Carolina at NC State *	7:30 p.m. ET   ACCN
SMU at California *	8 p.m. ET   ESPN2
Notre Dame at Stanford	10:30 p.m. ET   ESPN

NATIONAL POLLS

ASSOCIATED PRESS  
(Week 14)

Rank	School (1st Place Votes)	Record	Point	Tren
1	Ohio State (56)	11-0	1640	-
2	Indiana (7)	11-0	1587	-
3	Texas A&M (1)	11-0	1522	-
4	Georgia	10-1	1444	-
5	Oregon	10-1	1326	+1
6	Ole Miss	10-1	1320	-1
7	Texas Tech	10-1	1295	-1
8	Oklahoma	9-2	1169	-
9	Notre Dame	9-2	1117	-
10	Alabama	9-2	1056	-
11	BYU	10-1	1014	-
12	Vanderbilt	9-2	876	-
13	Miami	9-2	849	+1
14	Utah	9-2	809	-1
15	Michigan	9-2	664	+3
16	Texas	8-3	646	+1
17	Virginia	9-2	556	+2
18	Tennessee	8-3	473	+2
19	USC	8-3	464	-3
20	James Madison	10-1	331	+1
21	North Texas	10-1	288	+1
22	Tulane	9-2	255	+2
23	Georgia Tech	9-2	228	-8
24	Pittsburgh	8-3	174	NR
25	SMU	8-3	121	NR

Others receiving votes: Arizona State 77, Navy 44, Missouri 23, Arizona 20, San Diego State 19, Washington 16, Iowa 10, UNLV 7, South Florida 4, UConn 3, Wake Forest 2, Illinois 1

USA TODAY COACHES  
(Week 14)

Rank	School (1st Place Votes)	Record	Point	Trend
1	Ohio State (61)	11-0	1573	-
2	Indiana	11-0	1495	-
3	Texas A&M (2)	11-0	1461	-
4	Georgia	10-1	1378	-
5	Oregon	10-1	1291	-
6	Ole Miss	10-1	1262	-
7	Texas Tech	10-1	1211	-
8	Oklahoma	9-2	1108	-
9	Notre Dame	9-2	1073	-
10	Alabama	9-2	1002	-
11	BYU	10-1	943	-
12	Vanderbilt	9-2	828	+1
13	Miami	9-2	781	+2
14	Utah	9-2	774	-
15	Michigan	9-2	683	+2
16	Texas	8-3	615	+2
17	Virginia	9-2	532	+2
18	Tennessee	8-3	499	+2
19	Georgia Tech	9-2	344	-7
20	USC	8-3	313	-4
21	James Madison	10-1	262	+1
22	North Texas	10-1	251	+1
23	Tulane	9-2	186	+2
24	Pittsburgh	8-3	158	NR
25	SMU	8-3	109	NR

Others receiving votes: Navy 56, SMU 42, Illinois 34, Washington 28, Iowa 24, Arizona 23, Louisville 21, San Diego State 19, Arizona State 16, Pittsburgh 13, Nebraska 12, East Carolina 3

COLLEGE FOOTBALL PLAYOFF POLL  
(Week 13)

Rank	School	Conference	Record	Trend
1	Ohio State	Big Ten	10-0	-
2	Indiana	Big Ten	11-0	-
3	Texas A&M	SEC	10-0	-
4	Georgia	SEC	9-1	+1
5	Texas Tech	Big 12	10-1	+1
6	Ole Miss	SEC	10-1	+1
7	Oregon	Big Ten	9-1	+1
8	Oklahoma	SEC	8-2	+3
9	Notre Dame	FBS Indep.	8-2	-
10	Alabama	SEC	8-2	-6
11	BYU	Big 12	9-1	+1
12	Utah	Big 12	8-2	+1
13	Miami	ACC	8-2	+2
14	Vanderbilt	SEC	8-2	-
15	USC	Big Ten	8-2	+2
16	Georgia Tech	ACC	9-1	-
17	Texas	SEC	7-3	-7
18	Michigan	Big Ten	8-2	-
19	Virginia	ACC	9-2	-
20	Tennessee	SEC	7-3	+3
21	Illinois	Big Ten	7-3	NR
22	Missouri	SEC	7-3	NR
23	Houston	Big 12	8-2	NR
24	Tulane	American	8-2	NR
25	Arizona State	Big 12	7-3	NR

PRO DEACS

Pro Deacs continued to make their mark during Week 11 of the 2025 NFL season, highlighted by stellar performances by both Malik Mustapha and Justin Strnad in marquee matchups, Greg Dortch finding the end zone in his best game of the season and many other great performances by former Demon Deacons.

Strnad Leads the Way in Key AFC West Tilt

Linebacker Justin Strnad continued his solid start to the 2025 season on Sunday afternoon as he and the Denver Broncos secured a walk-off victory over the Kansas City Chiefs at home, 22-19. In the win, which helped Denver claim a firm hold over the AFC West and keep pace in the race for the No. 1 overall seed in the conference, Strnad recorded a team-high 10 tackles with four solo efforts. For his efforts, Strnad earned a 74.0 defensive grade by PFF.

After having an incredible season last year, Strnad has continued to build himself into a major part of one of the best defensive teams in the NFL. Overall, Strnad has totaled 48 tackles with 18 solo efforts, as well as a career-high 3.5 sacks. He also tallied his first career interception against the New York Giants earlier in the season.

Mustapha Shines in NFC West Battle

Safety Malik Mustapha shined once again for the San Francisco 49ers during their NFC West matchup against the Arizona Cardinals, helping them earn a 41-22 victory. Mustapha's performance was highlighted by his first interception of the season, which came at the end of the first half and later resulted in a field goal that gave San Francisco a 25-10 lead at the half. The pick marked just the second of Mustapha's career, as the second-year pro finished the day with four tackles and a pass defense against Arizona.

Overall, despite missing the opening five weeks of the season, Mustapha has picked up right where he left off from his incredible



campaign. Mustapha has totaled 36 tackles with 18 solo efforts to go along with his one interception.

Light the Dortch

On the other side of the game between Arizona and San Francisco, wide receiver Greg Dortch had another solid performance as he found the end zone for a second-consecutive game. After adding a rushing score last week against Seattle, Dortch added a 17-yard receiving touchdown from Jacoby Brissett in the fourth quarter to make it 41-22. Overall, Dortch totaled a season-high six catches for 66 yards while also adding 79 punt return yards on Sunday.

Walker and Turner Square Off for NFC West Lead

Week 11 of the NFL season featured another matchup between

former Demon Deacons, as Kobie Turner and the Los Angeles Rams defeated Kenneth Walker III and the Seattle Seahawks in a battle for the lead in the NFC West. Despite the loss, Walker III had another great game for the Seahawks, finishing the game with 67 yards and a touchdown on the ground. Walker also added three catches for 44 yards to total 111 all-purpose yards. Meanwhile, Turner ended the game with one tackle to help the Rams shut down Seattle's offense and earn a 21-19 win to take control of the division and keep pace with the Philadelphia Eagles for the first overall seed in the NFC.

Bates Stars for Falcons

Despite falling in overtime for the second-consecutive game, safety Jessie Bates III starred once again for the Atlanta Falcons in their NFC South clash against the Carolina Panthers. Bates recorded eight tackles with six solo efforts, ranking second on the team for the game. With his performance, Bates has continued to solidify himself as one of the best tackling safeties in the NFL, having recorded 64 tackles with 32 solo efforts while his 85.8 tackling grade by PFF ranks ninth among all eligible safeties in the league this season.

DEACS IN THE NFL ROUNDUP

ACTIVE ROSTERS

Player	Pos.	Team
Alex Bachman	WR	Las Vegas Raiders
Jessie Bates III	FS	Atlanta Falcons
Caelen Carson	CB	Dallas Cowboys
Greg Dortch	WR	Arizona Cardinals
Michael Jurgens	OG	Minnesota Vikings
Malik Mustapha	S	San Francisco 49ers
Justin Strnad	LB	Denver Broncos
Ja'Sir Taylor	CB	Los Angeles Chargers
Zach Tom	OL	Green Bay Packers
Kobie Turner	DT	Los Angeles Rams
Kenneth Walker III	RB	Seattle Seahawks
Casey Washington	WR	Atlanta Falcons
Blake Whiteheart	TE	Cleveland Browns
Ke'Shawn Williams	WR	Pittsburgh Steelers

PRACTICE SQUADS

Player	Pos.	Team
Carlos "Boogie" Basham	DL	Carolina Panthers
Sam Hartman	QB	Washington Commanders
Ahmani Marshall	RB	Cleveland Browns
A.T. Perry	WR	Denver Broncos
Branson Combs	LB	Jacksonville Jaguars
John Wolford	QB	Minnesota Vikings

PUP / IR

Player	Pos.	Team
Justin Herron	OT	Detroit Lions
J.J. Roberts	CB	Tampa Bay Buccaneers

THE NFL DRAFT



The Deacs has a long and rich history of players being selected in the NFL Draft:

Wake Forest has had 145 players drafted in its history including one in each of the last seven seasons.

During the course of the 2024 NFL Draft, Wake Forest saw three players selected as defensive back Malik Mustapha was taken by San Francisco in the fourth round, 124 overall, defensive back Caelen Carson by Dallas in the fifth round, 174 overall, and offensive lineman Michael Jurgens by Minnesota in the seventh round, 230 overall.

In 2023, defensive tackle Kobie Turner was taken in the third round, 89th overall by the Los Angeles Rams while wide receiver A.T. Perry was selected by the New Orleans Saints in the sixth round, 195th overall.

Since the 2014 season, 15 Wake Forest players have been taken in the NFL Draft including 11 in the past six drafts combined.

Defensive back Kevin Johnson was taken with the 16th overall selection by the Houston Texans. He became the fifth Demon Deacon to be selected in the first round and the third since 2003. Linebacker Aaron Curry went fourth overall to Seattle in 2009, defensive lineman Calvin Pace 18th overall to Arizona in 2003, quarterback Norm Sneed second overall to Washington in 1961 and running back Elmer Barbour 10th overall to the New York Giants in 1945.



## GROVES STADIUM - ALLEGACY FEDERAL CREDIT UNION STADIUM



CAPACITY: 31,500 - OVERALL RECORD SINCE 1968 AT ALLEGACY STADIUM: 158-175-4

## STADIUM NOTES

## A NEW NAME FOR THE DEACS' HOME

- In June 2023, Wake Forest University announced a historic, long-term agreement with Allegacy Federal Credit Union, a leading financial institution and a longtime, trusted partner with mutual deep roots in Winston-Salem. The new, multi-year commitment deepens Allegacy's existing partnership with Wake Forest University by establishing the home of Wake Forest football as Allegacy Federal Credit Union Stadium.
- For more than 20 years, Allegacy has partnered with the Wake Forest family to advance the community's wellbeing. One example of this is the Allegacy Center for Leadership and Character at Wake Forest's School of Business. The ACLC accelerates the School's mission to develop leaders of character to serve the greater good through a proven track record of thought leadership, practical relevance, and partnership across Wake Forest and the broader community. Primary focus areas include creating and publishing new knowledge in top academic journals across the world, and integrating ethical leadership and character strengths into courses, academic programs, co-curricular activities, and faculty and staff development programs.

## NOTABLE UPDATES OVER THE YEARS

2005 - The facade along the sidelines and south endzone were re-faced with approximately 89,000 bricks, specifically created for this project by Pine Hall Brick Company

2006 - FieldTurf surface was installed

2007 - McCreary Tower, which was built at a cost of \$48 million, houses luxury suites, club seats, boxes for the University President, home and visiting athletic directors and print and electronic media.

2011 - A state-of-the-art video board to the South end zone was put in. The board measures 42 feet in height and 90 feet in width. It contains over 1.5 million pixels and 3,780 square feet of active video area.

2023 - Athletics installed new LED Lighting, Handrails Between Sections & Stairs on Deacon Hill and a new LED Videoboard on Bridger Field House.

## PROVIDING THE HOME EDGE

- Wake Forest is an astounding 29-14 at home since the start of the 2019 season. The Deacs won a program record 11-straight contests from Oct. 2, 2020 until Sept. 17, 2022. Wake Forest's perfect 6-0 mark in 2021 is the program's first undefeated home record since 1979 and it is just the third time that this feat has been accomplished since its 1970 ACC Championship team.

## NOTABLE STADIUM RECORDS

Rushing Yards		
WF: 528 vs. Tulsa (10/16/71)		
Opp: 471 by Clemson (10/6/18)		
Rushing Touchdowns		
WF: 7 vs. Tulsa (10/16/71)		
Opp: 6 by Clemson (10/6/18); by Notre Dame (9/22/18); by Navy (10/26/96)		
Pass Attempts		
WF: 68 vs. NC State (11/18/95)		
Opp: 69 by ULM (9/14/13)		
Pass Completions		
WF: 50 vs. NC State (11/18/95)		
Opp: 43 by ULM (9/14/13)		
Passing Yards		
WF: 556 vs. Maryland (10/17/81)		
Opp: 444 by Duke (11/4/89)		
Touchdown Passes		
WF: 6 vs. Elon (9/21/19)		
Opp: 5 5 times, most recent by Boston College (2018)		
Total Yards		
WF: 668 vs. Louisville (10/12/19) - (245 rush, 423 pass)		
Opp: 698 by Clemson (10/6/18) - (471 rush, 227 pass)		
Touchdowns		
WF: 9 vs. Campbell (10/2/20)		
Opp: 9 by Clemson (10/6/18); by Florida State (11/9/13)		
Points		
WF: 66 vs. Campbell (10/2/20)		
Opp: 63 by Clemson (10/6/18)		
Combined Points		
121 WF 59, Louisville 62 (10/12/19)		
Victory Margin		
WF: 44 vs. Presbyterian (8/28/17), 51-7 vs. UAB (10/23/99), 44-3		
Opp: 60 by Clemson (10/6/18), Clemson 63, WF 3		
Interceptions		
WF: 5 vs. Virginia Tech (11/25/72); vs. Duke (11/10/79)		
Opp: 6 by South Carolina (11/9/68); by Florida State (11/9/13)		
Fewest Rushing Yards		
WF: - 7 vs. NC State (11/11/23) - (31 gained, 24u lost)		
Opp: - 1 by Virginia (10/23/76) - (55 gained, 56 lost)		
Fewest Passing Yards		
WF: - 1 vs. Duke (11/10/73) - (8 gained, 9 lost)		
Opp: 0 by Army (9/29/90) - (no completions in three attempts)		
Fewest Total Yards		
WF: 66 vs. South Carolina (11/14/87) - (3 rush, 63 pass)		
Opp: 131 by Gardner-Webb (9/16/14) - (77 rush, 54 pass)		

## HISTORY

## ABOUT ALLEGACY STADIUM

After playing football in Groves Stadium since 1940, Wake Forest renamed its facility BB&T Field from 2007-19 season. Ahead of the 2020 season, it was renamed to Truist Field at Wake Forest. Now, prior to the 2023 season, Allegacy Federal Credit Union dons the stadium's name.

Wake Forest began playing intercollegiate football in Groves Stadium in 1940 when the school, then located in Wake Forest, N.C., first dedicated a 20,000-seat facility by that same name on its original campus. When Wake opened its current facility in 1968, the school kept the Groves name.

The stadium was named in honor of Henry H. Groves, Sr., who passed away in 1985. It was his generous gift that made possible the construction of the original stadium, which would be the site of some of the finest moments in Wake Forest athletic history.

The Deacs played their final game in old Wake Forest in 1955 before the school moved to Winston-Salem. After several years of playing at Bowman Gray Stadium, the Deacs moved to Groves Stadium in 1968.

In 1957, the original Groves Stadium was sold to Wake Forest High School for the sum of \$10 and became the home of high school football and other community events. It was later renamed Trentini Stadium, in memory of the late Tony Trentini, a Wake Forest football player and 1956 graduate, who later returned to serve as the high school team's coach.

## ALLEGACY STADIUM TIMELINE

Sept. 14, 1968 - First game  
 Sept. 19, 1987 - Game 100  
 Oct. 9, 2004 - Game 200  
 Sept. 2007 - Renamed as BB&T Field  
 Sept. 8, 2012 - Game 250  
 Nov. 23, 2019 - Game 300  
 June 18, 2020 - Renamed as Truist Field  
 June 22, 2023 - Renamed as Allegacy Stadium

## ATTENDANCE NOTES

## LARGEST HOME CROWDS

1. 37,623	North Carolina	11/13/04	L, 31-24
2. 37,411	(8) North Carolina	10/11/80	L, 27-9
3. 36,723	(18) Virginia Tech	11/18/06	L, 27-6
4. 36,307	Notre Dame	11/5/11	L, 24-17
5. 36,200	(12) North Carolina	10/9/82	L, 24-7
6. 35,920	(15) Clemson	10/7/06	L, 27-17
7. 35,741	(14) NC State	9/6/03	W, 38-24
8. 35,643	Clemson	11/1/03	W, 45-17
9. 35,026	(17) Virginia Tech	10/15/11	L, 38-17
10. 34,720	(14) South Carolina	11/14/87	L, 30-0

## LARGEST HOME CROWDS CONT.

11. 34,503	NC State	11/13/21	W, 45-42
12. 34,141	Syracuse	9/2/06	W, 20-10
13. 34,060	(13) Auburn	10/27/79	W, 42-38
14. 34,014	Virginia	11/8/08	W 28-17
15. 33,988	Clemson	10/9/08	W 12-7
16. 33,921	NC State	10/3/09	W 30-24
17. 33,778	North Carolina	10/13/84	W, 14-3

## QUARTERBACKS

### #2 ROBBY ASHFORD 6-2, 220, R-Sr., Hoover, Ala.

#### 2025 (Redshirt Senior)

Named the opening day starter for the Deacs, throwing for 218 yards on 20-of-28 passing, while also adding 42 yards and a score on the ground in the win over Kennesaw State... Added his first passing touchdown of the season, as well as a 41-yard rushing touchdown, against Western Carolina... Threw for 219 yards and rushed for 82 yards against Georgia Tech... Completed a season-high 24 passes for 256 yards and a touchdown in the win against Virginia Tech... Went 15-of-25 for 191 yards and a touchdown, as well as 52 yards and a touchdown on the ground, in the win over North Carolina... Recorded a career-high three touchdown passes while completing 15-of-22 passes for season-best 292 yards in the win over Delaware... Threw for a career-high 342 yards while recording three total touchdowns against Duke.

#### 2024 (Redshirt Junior at South Carolina)

Appeared in eight games with one start during the 2024 season for the Gamecocks... Completed 23-of-32 pass attempts for a 71.9 completion percentage while recording 324 yards and two touchdown passes... Also ran for 278 yards and two touchdowns... Made his first appearance for the Gamecocks in the victory over Kentucky... Recorded 243 yards and two touchdowns on 15-of-21 passing, as well as 133 yards and one touchdown on the ground in his lone start of the season against Akron.

#### Prior to South Carolina

##### 2023 (Redshirt Sophomore at Auburn)

Appeared in 10 games with one start during the 2023 season for the Tigers... Completed 14-of-27 passes for 145 yards and two touchdowns to go along with 217 yards and five touchdowns on 46 rushes... Recorded a season-high nine rushes for 51 yards and a career-high three touchdowns against UMass... Totaled a season-high 58 yards passing, including a 32-yard touchdown pass, in the victory over Samford... Recorded his second touchdown pass of the season against LSU where he completed three passes for 52 yards while adding 19 yards on the ground... Made his lone start of the season against Ole Miss.

#### 2022 (Redshirt Freshman at Auburn)

Appeared in all 12 games while making nine starts during the 2022 season for the Tigers... Named the Auburn Tigers' Offensive Player of the Year... Recorded 1,613 yards and seven passing touchdowns while completing 123-of-250 passes on the season... Also rushed 153 times for 710 yards and seven touchdowns... Made his collegiate debut in the victory over Mercer, passing for 100 yards and rushing for 68 yards... Threw his first career touchdown while throwing for 144 yards on 10-of-19 passing against Penn State... Became the starting quarterback in the victory over Missouri, throwing for a career-high 337 yards and two touchdowns... Added two rushing touchdowns on 15 attempts against Ole Miss... Completed a career-high 24 passes for 285 yards and a touchdown, as well as 87 rushing yards against Arkansas... Rushed for 108 yards and two touchdowns against Mississippi State... Rushed for a career-high 121 yards and two touchdowns against Alabama.

#### Prior to Auburn

##### 2021 (Freshman at Oregon)

Did not see any action during the 2021 season for the Ducks... Also played for the Oregon baseball team, playing 20 games with 10 starts in centerfield during the 2021 season.

#### 2020 (Freshman at Oregon)

Did not see any action during the 2020 season for the Ducks... Redshirted.

#### High School

Graduated from Hoover High School in 2020... Threw for 1,088 yards and 10 touchdowns in six games during his senior season... Earned AL.com All-Birmingham honors... Named to the National High School Quarterback of the Year watch list... Selected for the Under-Armour All-American Game and the

2020 Polynesian Bowl... Named the Elite 11 top QB for the state of Alabama... Ranked as the best baseball prospect in Alabama by Perfect Game and the No. 2 prospect by Prep Baseball Report.

#### Personal

Son of Meloney and Robert Ashford... Born on October 1, 2002.

#### ASHFORD'S CAREER PASSING STATS

	G-GS	Cmp	Att	Pct	Yds	TD	Int	Lg/Opponent
2022	12-9	123	250	49.2	1,613	7	7	62/UGA
2023	10-1	14	27	51.9	145	2	2	39/LSU
2024	8-1	23	32	71.9	324	2	0	44/Akron
2025	11-10	171	289	59.2	2,169	9	7	93/Delaware
<b>Total</b>	<b>41-21</b>	<b>331</b>	<b>598</b>	<b>55.3</b>	<b>4,251</b>	<b>20</b>	<b>16</b>	<b>93/Delaware</b>

#### ASHFORD'S CAREER RUSHING STATS

	G-GS	Att	Yds	Avg	TD	Lg/Opponent
2022	12-9	153	710	4.6	7	49/Mercer
2023	10-1	46	217	4.7	5	21/Arkansas
2024	8-1	41	227	5.5	2	38/Akron
2025	11-10	116	604	4.3	7	43/Delaware
<b>Total</b>	<b>41-21</b>	<b>356</b>	<b>1,658</b>	<b>4.7</b>	<b>21</b>	<b>49/Mercer</b>

#### ASHFORD'S 2022 GAME-BY-GAME STATS

Date	Opp	Cmp	Att	Pct	Yds	TD	Int	Long
9/3	MER	4	7	57.1	100	0	0	56
9/10	SJSU	1	3	33.3	1	0	1	1
9/17	PSU	10	19	52.6	144	1	1	43
9/24	MIZ	12	18	66.7	127	0	0	24
10/1	LSU	19	38	50.0	337	2	1	61
10/8	UGA	13	38	34.2	165	1	0	62
10/15	MISS	8	17	47.1	140	0	2	46
10/29	ARK	24	33	72.7	285	1	0	49
11/5	MSST	7	22	31.8	75	0	0	29
11/12	TA&M	6	13	46.2	60	1	2	16
11/19	WKU	8	19	42.1	102	0	0	29
11/26	ALA	11	23	47.8	77	1	0	20
<b>Total</b>	<b>12-9</b>	<b>123</b>	<b>250</b>	<b>49.2</b>	<b>1,613</b>	<b>7</b>	<b>7</b>	<b>62/Georgia</b>

Date	Opp	Att	Yds	Avg	TD	Long
9/3	Mercer	6	68	11.3	0	49
9/10	SJSU	7	61	8.7	0	30
9/17	PSU	11	29	2.6	0	28
9/24	Missouri	15	46	3.1	1	13
10/1	LSU	11	19	1.7	0	24
10/8	Georgia	9	52	5.8	0	17
10/15	Ole Miss	15	35	2.3	2	22
10/29	Arkansas	19	87	4.6	0	34
11/5	MSST	18	108	6.0	2	20
11/12	TA&M	16	47	2.9	0	20
11/19	WKU	9	37	4.1	0	19
11/26	Alabama	17	121	7.1	2	31
<b>Total</b>	<b>12-9</b>	<b>153</b>	<b>710</b>	<b>4.6</b>	<b>7</b>	<b>49/Mercer</b>

#### ASHFORD'S 2023 GAME-BY-GAME STATS

Date	Opp	Cmp	Att	Pct	Yds	TD	Int	Long
9/2	UMASS	2	6	33.3	3	0	0	4
9/9	CAL	1	3	33.3	0	0	0	0
9/16	SAM	3	4	75.0	58	1	0	32
9/23	TA&M	1	4	25.0	4	0	0	4
9/30	UGA	1	1	100.0	6	0	0	6
10/14	LSU	3	4	75.0	52	1	0	39
10/21	MISS	3	4	75.0	22	0	1	9
10/28	MSST	--	--	--	--	--	--	--
11/11	ARK	0	1	0.0	0	0	1	0
11/25	ALA	--	--	--	--	--	--	--
<b>Total</b>	<b>10-1</b>	<b>14</b>	<b>27</b>	<b>51.9</b>	<b>145</b>	<b>2</b>	<b>2</b>	<b>39/LSU</b>

Date	Opp	Att	Yds	Avg	TD	Long
9/2	UMASS	9	51	5.7	3	11
9/9	California	4	8	2.0	0	10
9/16	Samford	2	17	8.5	1	16
9/23	TA&M	8	25	3.1	0	11
9/30	Georgia	4	33	8.3	1	18
10/14	LSU	5	19	3.8	0	10
10/21	Ole Miss	8	27	3.4	0	15
10/28	MSST	2	8	4.0	0	6
11/11	Arkansas	2	32	16.0	0	21
11/25	Alabama	2	-3	-1.5	0	4
<b>Total</b>	<b>10-1</b>	<b>46</b>	<b>217</b>	<b>4.7</b>	<b>5</b>	<b>21/ARK</b>

#### ASHFORD'S 2024 GAME-BY-GAME STATS

Date	Opp	Cmp	Att	Pct	Yds	TD	Int	Long
9/7	UK	1	1	100.0	7	0	0	7
9/14	LSU	2	4	50.0	42	0	0	31
9/21	Akron	15	21	71.4	243	2	0	44
10/5	MISS	--	--	--	--	--	--	--
10/12	ALA	1	1	100.0	4	0	0	4

10/19	OU	1	1	100.0	5	0	0	5
11/9	VAN	--	--	--	--	--	--	--
11/8	WOF	3	4	75.0	23	0	0	15
<b>Total</b>	<b>8-1</b>	<b>23</b>	<b>32</b>	<b>71.9</b>	<b>324</b>	<b>2</b>	<b>0</b>	<b>44/Akron</b>

Date	Opp	Att	Yds	Avg	TD	Long
9/7	Kentucky	6	26	4.3	0	18
9/14	LSU	11	11	1.0	0	15
9/21	Akron	16	133	8.3	1	38
10/5	Ole Miss	1	2	2.0	0	2
10/12	Alabama	2	11	5.5	0	9
10/19	Oklahoma	--	--	--	--	--
11/9	Vanderbilt	1	7	7.0	0	7
11/23	Wofford	4	37	9.3	1	16
<b>Total</b>	<b>8-1</b>	<b>41</b>	<b>227</b>	<b>5.5</b>	<b>2</b>	<b>38/Akron</b>

#### ASHFORD'S 2025 GAME-BY-GAME STATS

Date	Opp	Cmp	Att	Pct	Yds	TD	Int	Long
8/29	KSU	20	28	71.4	218	0	0	41
9/6	WCU	13	22	58.1	227	1	1	64
9/11	NCST	21	35	60.0	252	0	2	70
9/27	GT	13	28	46.4	219	0	0	39
10/4	VT	24	39	61.5	256	1	1	62
10/25	SMU	4	10	40.0	33	1	0	12
11/1	FSU	12	21	57.1	93	0	1	16
11/8	UVA	7	16	43.7	46	0	0	22
11/15	UNC	15	25	60.0	191	1	0	70
11/22	DEL	15	22	68.2	292	3	1	93
11/29	DUKE	27	43	62.8	342	2	1	32
<b>Total</b>	<b>11-10</b>	<b>171</b>	<b>289</b>	<b>59.2</b>	<b>2,169</b>	<b>9</b>	<b>7</b>	<b>93/Delaware</b>

Date	Opp	Att	Yds	Avg	TD	Long
8/29	Kennesaw	18	42	2.3	1	11
9/6	W. Carolina	7	66	9.4	1	41
9/11	NC State	9	21	2.3	1	13
9/27	GT	10	82	8.2	1	29
10/4	VT	13	22	1.7	0	8
10/25	SMU	2	-5	-2.5	0	6
11/1	FSU	12	59	4.9	0	20
11/8	Virginia	11	57	5.2	0	18
11/15	UNC	10	52	5.2	1	21
11/22	Delaware	8	64	8.0	1	43
11/29	Duke	16	44	2.8	1	19
<b>Total</b>	<b>11-10</b>	<b>116</b>	<b>504</b>	<b>4.3</b>	<b>7</b>	<b>43/Delaware</b>

### #5 DESHAWN PURDIE 6-4, 228, So., Baltimore, Md.

#### 2025 (Sophomore)

Earned his first start for the Demon Deacons against Oregon State, throwing for 270 yards and four touchdowns against the Beavers.

#### Prior to Wake Forest

##### 2024 (Freshman at Charlotte)

Appeared in nine games with six starts during the 2024 season for the 49ers... Completed 100 of his 200 pass attempts while throwing for 1,802 yards and 10 touchdowns as a true freshman... Also added a rushing touchdown... Recorded two passing touchdowns in his collegiate debut against North Carolina... Recorded a career-best 68.6 completion percentage while throwing for 194 yards in his first career start against Gardner-Webb... Totaled 183 yards and two touchdowns on 10-of-15 passing against Rice... Recorded his lone rushing touchdown of the year against East Carolina... Recorded one touchdown pass in games against Memphis, South Florida, and UAB... Had his best game as a 49er at Florida Atlantic, recording a career-high 396 yards and a career-high three touchdown passes against the Owls.

#### High School

Rated as a three-star prospect by 247Sports and ESPN... Recorded over 4,500 yards and 45 touchdowns over the course of his final two seasons at Millford Mill Academy... Totaled 1,787 yards and 17 touchdowns on 115-of-211 passing during his senior season... Led the Millers to an undefeated 14-0 record and a MPSSAA 2A State Championship during his junior year, finishing the season with 2,759 yards and 28 touchdowns on 144-of-236 passing.

#### Personal

Son of Beatrice and Dewayne Purdie... Born on May 5, 2006.

#### PURDIE'S CAREER PASSING STATS

	G-GS	Cmp	Att	Pct	Yds	TD	Int	Lg/Opponent
2024	9-6	100	200	50.0	1,802	10	6	75/FAU

2025	8-2	41	82	50.0	618	6	3	55/Ore. State
Total	17-8	141	282	50.0	2,420	16	9	75/FAU

PURDIE'S CAREER RUSHING STATS

	G-GS	Att	Yds	Avg	TD	Lg/Opponent
2024	9-6	41	-130	-3.2	1	19/UAB
2025	6-2	11	-11	-1.0	0	6/SMU
Total	15-8	52	-141	-2.7	1	19/UAB

PURDIE'S 2024 GAME-BY-GAME STATS

Date	Opp	Cmp	Att	Pct	Yds	TD	Int	Long
9/7	UNC	9	19	47.4	134	2	0	42
9/14	GWEB	16	23	69.6	194	0	1	42
9/28	Rice	10	15	66.7	183	2	0	66
10/5	ECU	13	22	59.1	206	0	0	32
10/26	MEM	5	14	35.7	152	1	1	57
10/31	TULN	5	12	41.7	66	0	1	24
11/16	USF	17	39	43.6	256	1	2	42
11/23	FAU	16	30	53.3	396	3	1	75
11/30	UAB	9	26	34.6	215	1	0	46
Total	9-6	100	200	50.0	1,802	10	6	75/FAU

Date	Opp	Att	Yds	Avg	TD	Long
9/7	UNC	3	6	2.0	0	15
9/14	G-Webb	8	-77	-9.6	0	5
9/28	Rice	2	-20	-10.0	0	0
10/5	ECU	6	-19	-3.2	1	2
10/26	Memphis	2	-10	-5.0	0	0
10/31	Tulane	4	-6	-1.5	0	10
11/16	USF	9	-11	-1.2	0	16
11/23	FAU	1	-4	-4.0	0	0
11/30	UAB	6	11	1.8	0	19
Total	9-6	41	-130	-3.2	1	19/UAB

PURDIE'S 2025 GAME-BY-GAME STATS

Date	Opp	Cmp	Att	Pct	Yds	TD	Int	Long
9/6	WCU	3	4	75.0	42	1	0	27
9/27	GT	1	3	33.3	14	0	0	14
10/4	VT	0	1	0.0	0	0	0	--
10/11	OSU	14	27	51.8	270	4	0	55
10/25	SMU	14	26	53.8	183	0	2	32
11/1	FSU	6	10	60.0	69	1	0	26
11/8	UVA	2	7	28.6	18	0	0	9
11/22	DEL	1	4	25.0	22	0	1	22
Total	8-2	41	82	50.0	618	6	3	55/Ore. State

#6 STEELE PIZZELLA  
5-11, 180, Fr., Simi Valley, Calif.

High School

Three-star quarterback by 247Sports.com, Rivals.com, and ESPN... Rated as the No. 26 dual-threat quarterback prospect in the class of 2025 according to ESPN... During his senior season, threw for 2,610 yards and 29 touchdowns on a 60.8 completion percentage while also adding 1,040 yards and eight touchdowns on the ground, including three games with 100+ yards rushing... Named to All-Mission League First Team as a junior, passing for 2,187 yards and 22 touchdowns with a 60 percent completion percentage, while also rushing for 446 yards and five touchdowns... Played his first two seasons of high school football at Simi Valley High School, throwing for 3,482 yards and 33 touchdowns and rushing for 382 yards and nine touchdowns over his freshman and sophomore seasons.

Personal

Son of Jennifer and Mark Pizzella... Born on July 7, 2006.

PIZZELLA'S CAREER PASSING STATS

	G-GS	Cmp	Att	Pct	Yds	TD	Int	Lg/Opponent
2025	1-0	0	1	0.0	0	0	0	--
Total	1-0	0	1	0.0	0	0	0	--

PIZZELLA'S CAREER RUSHING STATS

	G-GS	Att	Yds	Avg	TD	Lg/Opponent
2025	1-0	1	-1	-1.0	0	--
Total	1-0	1	-1	-1.0	0	--

RUNNING BACKS

#0 TY CLARK III  
6-0, 207, So., Nashville, Tenn.

2025 (Sophomore)

Recorded a career-high 11 carries for 37 yards in the season-opening victory over Kennesaw State... Scored his first career touchdown in the victory over

Virginia Tech... Rushed for a career-high 66 yards and a touchdown in the win over Delaware... Added a rushing touchdown against Duke.

2024 (Freshman)

Appeared in 11 games during the 2024 season for the Demon Deacons... Finished the season with 13 rushing attempts for 57 yards, as well as a reception for one yard... Made his collegiate debut in the win against North Carolina A&T, rushing two times for seven yards... Tallied a season-high eight rush attempts for 41 yards against Ole Miss... Added three rushes for nine yards against Miami.

High School

Rated as the No. 25 all-purpose back in the country according to Rivals.com...Rushed for 1,800 yards in each of his last two seasons and totaled 59 rushing scores... two-time (2022-23) Division II 2A Offensive MvP and All-State Selection... Named a team captain for his senior year... Additionally, he averaged 9.5 yards per carry and scored 32 touchdowns on the ground and did not fumble the football... Named a 2023 finalist for the Tennessee Titans Mr. Football... Finished his junior season with 210 carries for 1,805 yards with 31 touchdowns... Recorded 18 receptions for 271 with one touchdown catch during his senior season... Finished his sophomore season with 31 carries for 331 yards with two rushing touchdowns... During his freshman season he recorded 10 carries for 77 yards with two rushing touchdowns... Led Franklin Road Academy to an 11-2 record during his senior season and 10-2 during his junior season.

Personal

Son of Tyrone and Brittany Clark... Born on April 11, 2006.

CLARK'S CAREER RUSHING YARDS

	G-GS	Car	Yds	Avg	TD	Lg/Opponent
2024	11-0	13	57	4.4	0	14/Ole Miss
2025	12-0	58	235	4.0	3	15/Delaware
Total	23-0	71	292	4.1	3	15/Delaware

CLARK'S CAREER RECEIVING STATS

	G-GS	Rec	Yds	Avg	TD	Lg/Opponent
2024	11-0	1	1	1.0	0	1/Ole Miss
2025	12-0	14	136	9.7	0	22/Virginia
Total	23-0	15	137	9.1	0	22/Virginia

CLARK'S 2024 GAME-BY-GAME STATS

Date	Opp.	Car.	Rush Yds	Avg.	Rush TD	Rec.	Yds
8/29	NCA&T	2	7	3.5	0	0	0
9/7	Virginia	0	0	--	0	0	0
9/14	Ole Miss	8	41	5.1	0	1	1
9/28	Louisiana	0	0	--	0	0	0
10/5	NC ST	0	0	--	0	0	0
10/12	Clemson	0	0	--	0	0	0
10/19	UConn	0	0	--	0	0	0
10/26	Stanford	0	0	--	0	0	0
11/19	UNC	0	0	--	0	0	0
11/23	Miami	3	9	3.0	0	0	0
11/30	Duke	0	0	--	0	0	0
Total	11-0	13	57	4.4	0	1	1

CLARK'S 2025 GAME-BY-GAME STATS

Date	Opp.	Car.	Rush Yds	Avg.	Rush TD	Rec.	Yds
8/29	Kennesaw	11	37	3.4	0	2	8
9/6	W. Carolina	7	20	2.9	0	1	9
9/11	NC State	0	0	--	0	0	0
9/27	Georgia Tech	5	12	2.4	0	0	0
10/4	Virginia Tech	4	22	5.5	1	3	18
10/11	Oregon St.	2	1	0.5	0	2	24
10/25	SMU	4	12	3.0	0	1	11
11/1	FSU	7	22	3.1	0	1	10
11/8	Virginia	3	6	2.0	0	1	22
11/15	UNC	6	22	3.7	0	0	0
11/22	Delaware	7	66	9.4	1	0	0
11/29	Duke	2	13	6.5	1	3	34
Total	12-0	58	235	4.0	3	14	136

#1 DEMOND CLAIBORNE  
5-10, 195, Sr., Aylett, Va.

2025 (Senior)

Recorded the third-highest yards per carry in school history as he rushed for 193 yards on 10 attempts (19.3 yards per carry), while also adding a career-high three touchdowns on the ground against Western Carolina... Added a rushing touchdown against NC State... Notched

119 yards and two scores on the ground against Georgia Tech... Earned ACC Running Back of the Week after rushing for 144 yards and a touchdown during the Deacs win over Oregon State... Recorded 94 yards and a touchdown on the ground in the win over North Carolina.

2024 (Junior)

Appeared in every game with 11 starts during the 2024 season for the Demon Deacons... Named to the All-ACC Third Team as both a running back and all-purpose player... Capped off a historic 2024 season with 228 carries for a career-high 1,049 yards and a career-high 11 rushing touchdowns... Also added 23 catches for 254 yards and a pair of receiving touchdowns, as well as returning 12 kickoffs for 277 yards (25.1 average) and a touchdown... His 11 rushing touchdowns this season is tied with Sam Hartman for the second most in a season in program history... Became just the second player in program history to ever log 1,000 rushing yards and 250 receiving yards in a single season... Rushed for over 135 yards and a touchdown against North Carolina A&T... Added two touchdowns and 86 yards against Virginia... Recorded a three touchdown game against NC State, rushing for a season-high 136 yards and two touchdowns and adding two receptions for eight yards and a receiving touchdown... Recorded two touchdowns and 60 yards on the ground in the win against Connecticut... Tallied 204 all-purpose yards against Stanford, including 127 rushing yards and a season-high 62 receiving yards... Had back-to-back multi-touchdown games against California and North Carolina... Returned his second career kickoff for a touchdown with a 100-yard touchdown against Miami, making him just the second player in school history to have multiple kickoff returns for a touchdown in their career... Broke the 1,000 rushing yard mark against Duke, becoming the first Demon Deacon to rush for 1,000 yards in a season since Cade Carney in 2018.

2023 (Sophomore)

Appeared in 11 games and started in two games during the 2023 season for the Demon Deacons... Finished the season with 137 rush attempts for a career-high 620 yards gained and averaged 4.28 yards-per-carry with a career-high five rushing touchdowns... Caught three passes for 35 yards averaging 11.67 yards-per-reception... Led the team in rushing yards gained (620), rushing touchdowns (5), kickoff return yards (284) and kickoff return touchdowns (1)... Ranked second in the ACC for kickoff return touchdowns... Ranked eighth in the ACC in all-purpose yards... Ranked seventh in the ACC in combined kick returns... Recorded a season-high 165 yards gained on 26 carries averaging 6.35 yards-per-carry in the win against Old Dominion... Returned a kickoff 96 yards for a touchdown against Virginia Tech... Recorded 104 yards gained on 14 carries averaging a season-high 6.86 yards-per-carry with a season-high two rushing touchdowns against Florida State.

2022 (Freshman)

Saw action in 10 games during the 2022 season, helping lead the team to its seventh consecutive bowl game and back-to-back bowl wins with a victory over Missouri in the Gasparilla Bowl...Finished the season with 14 rushing attempts for 57 yards while also having a reception...Served as a key member of special teams especially on coverage units, tallying three tackles including two solo tackles...Posted a season-long rush of 32 yards in the win over Boston College, pushing the Deacs record to 6-1 on the season and helping them to a top-10 national ranking...Recorded two or more rushing attempts in four games.

High School

Four-star prospect by 247Sports.com ... 2021: Named Metro Player of the Year, Tidewater District Player of the Year and led King William High School to a State Championship ... Named a Team Captain prior to his senior season ... Member of the Virginia High School League 300 Club, which is awarded to a running back who totals 300-yards rushing in a state game ... Recorded a 48-yard touchdown reception in King William High School's win over Lafayette ... 2020: During a COVID-shortened season, Claiborne played in three of King William's four contests and totaled 522 yards on 42 carries ... Garnered First-Team All-Metro League honors ... 2019: Named the Virginia Region 2A Offensive Player of the Year and was named First Team All-State ... Rushed for 1,318 yards, tallied 700 yards receiving



## WAKE FOREST FOOTBALL

and scored 37 total touchdowns ... Helped lead King William to the 21 Regional Finals ... Also a sprinter on the track & field team, Claiborne won the 2021 Virginia Class AA 100-meter dash title and finished runner-up in the 200m ... Ranked as the No. 14 prospect in Virginia and the No. 38 running back nationally by 247Sports.

### Personal

Son of Tomeka Claiborne (Mother) and has a twin brother, Damien, and three other brothers, Monta, Roshauan and Romell ... Born on Oct. 9, 2003.

### CLAIBORNE'S CAREER RUSHING STATS

	G-GS	Car	Yds	Avg	TD	Lg/Opponent
2022	10-0	14	57	4.1	0	32/BC
2023	10-2	137	586	4.3	5	42/Pitt
2024	12-11	228	1,049	4.6	11	60/Louisiana
2025	12-12	179	907	5.1	10	85/W. Carolina
<b>Total</b>	<b>44-25</b>	<b>558</b>	<b>2,599</b>	<b>4.7</b>	<b>26</b>	<b>85/W. Carolina</b>

### CLAIBORNE'S CAREER RECEIVING STATS

	G-GS	Rec	Yds	Avg	TD	Lg/Opponent
2022	10-0	1	-5	-5.0	0	-5/VMI
2023	10-2	3	35	11.7	0	22/Pitt
2024	12-11	23	254	11.4	2	44/California
2025	12-12	28	140	5.0	0	21/Ore. State
<b>Total</b>	<b>44-25</b>	<b>55</b>	<b>424</b>	<b>7.7</b>	<b>2</b>	<b>44/California</b>

### CLAIBORNE'S 2022 GAME-BY-GAME STATS

Date	Opp.	Car.	Rush Yds	Avg.	Rush TD	Rec.	Yds
9/1	VMI	6	13	2.2	0	1	-5
9/24	Clemson	0	0	--	0	0	0
10/1	FSU	0	0	--	0	0	0
10/8	Army	4	9	2.3	0	0	0
10/22	BC	2	33	16.5	0	0	0
10/29	LOU	2	2	1.0	0	0	0
11/5	NC ST	0	0	--	0	0	0
11/12	UNC	0	0	--	0	0	0
11/26	Duke	0	0	--	0	0	0
12/23	Mizzou	0	0	--	0	0	0
<b>Total</b>	<b>10-0</b>	<b>14</b>	<b>57</b>	<b>5.7</b>	<b>0</b>	<b>0</b>	<b>-5</b>

### CLAIBORNE'S 2023 GAME-BY-GAME STATS

Date	Opp.	Car.	Rush Yds	Avg.	Rush TD	Rec.	Yds
8/31	Elon	13	70	5.4	1	-	-
9/9	Vandy	26	165	6.3	0	-	-
9/16	ODU	11	39	3.1	0	2	13
9/23	GT	13	42	3.2	1	-	-
10/7	CLEM	19	60	3.2	1	-	-
10/14	VT	3	4	1.3	0	-	-
10/21	Pitt	14	96	6.9	2	1	22
10/28	FSU	11	22	2.0	0	-	-
11/2	Duke	19	81	4.3	0	-	-
11/11	NCSU	8	12	1.5	0	-	-
<b>Total</b>	<b>10-2</b>	<b>137</b>	<b>586</b>	<b>4.3</b>	<b>5</b>	<b>3</b>	<b>35</b>

### CLAIBORNE'S 2024 GAME-BY-GAME STATS

Date	Opp.	Car.	Rush Yds	Avg.	Rush TD	Rec.	Yds
8/29	NCA&T	17	135	7.9	1	-	-
9/7	UVA	21	86	4.1	2	1	14
9/14	Ole Miss	11	20	1.8	0	4	39
9/28	Louisiana	12	94	7.8	1	2	10
10/5	NC State	20	136	6.8	2	2	8
10/12	Clemson	18	53	2.9	0	1	4
10/19	UConn	24	60	2.5	2	1	20
10/26	Stanford	23	127	5.5	0	3	62
11/7	California	23	113	4.9	1	3	51
11/16	UNC	20	95	4.8	2	3	28
11/23	Miami	19	62	3.3	0	2	14
11/30	Duke	20	67	3.4	0	1	4
<b>Total</b>	<b>12-11</b>	<b>228</b>	<b>1,049</b>	<b>4.6</b>	<b>11</b>	<b>23</b>	<b>254</b>

### CLAIBORNE'S 2025 GAME-BY-GAME STATS

Date	Opp.	Car.	Rush Yds	Avg.	Rush TD	Rec.	Yds
8/29	Kennesaw	3	19	6.3	0	--	--
9/6	W. Carolina	10	193	19.3	3	2	-2
9/11	NC State	12	35	2.9	1	8	33
9/27	Georgia Tech	21	119	5.7	2	2	9
10/4	Virginia Tech	7	29	4.1	1	2	7
10/11	Oregon St.	16	144	9.0	1	2	26
10/25	SMU	23	73	3.1	0	1	1
11/1	FSU	14	27	1.9	0	2	16
11/8	Virginia	25	75	3.0	0	2	8
11/15	UNC	23	98	4.3	1	2	12
11/22	Delaware	12	37	3.1	1	3	20
11/29	Duke	13	58	4.5	0	2	10
<b>Total</b>	<b>12-12</b>	<b>179</b>	<b>907</b>	<b>5.1</b>	<b>10</b>	<b>28</b>	<b>140</b>

**#3 JAMARIO CLEMENTS**  
5-11, 205, R-Sr., Lafayette, Ga.

Prior to Wake Forest 2024 (Redshirt Junior at Duquesne) Appeared and started in 11 games during the 2024 season for the Dukes... Earned First Team All-NEC honors while leading the conference with 986 rushing yards and 6.6 yards per carry... Also ranked second in the NEC with six rushing touchdowns on the season... Broke the 100-yard mark five teams, including in back-to-back-to-back games against Stonehill (107 yards and one touchdown), Mercyhurst (177 yards and two touchdowns), and Robert Morris (105 yards)... Recorded a career-high 204 yards with one touchdown in the ranked-victory at Youngstown State, which was the only 200-yard game in the NEC during the 2024 season and the most rushing yards by a Duke since 2018... Rushed for 147 yards against LIU... Added rushing touchdowns against West Virginia Wesleyan and Saint Francis.

2023 (Redshirt Sophomore at Duquesne) Appeared in 10 games with eight starts during the 2023 season for the Dukes... Recorded 457 yards and three rushing touchdowns while also hauling in three catches for four yards...Ran for 47 yards and a touchdown in the season opener against Edinboro... Tallied a season-best 101 yards and a touchdown against Central Connecticut State... Recorded 52 yards and a score against Stonehill.

2022 (Redshirt Freshman at Duquesne) Appeared in nine games during the 2022 season for the Dukes... Finished the season third on the team with 220 yards... Recorded his only touchdown of the season while also notching a season-high 94 yards in the season finale against Wagner.

2021 (Freshman at Duquesne) Appeared in four games during the 2021 season for the Dukes... Recorded 105 yards on 19 carries, averaging 5.5 yards per carry... Carried the ball 10 times for season-high 58 yards and his first career touchdown against Virginia-Lynchburg... Went for 44 yards on eight carries against Wagner... Redshirted.

### High School

Played high school football for head coach Paul Ellis at Lafayette High School... Earned All-State honors by Georgia High School Football Daily during his senior season... Named to the Chattanooga Times Free Press 'Dynamic Dozen'... Garnered All-Region 6-AAA accolades... Finished the 2020 season with 992 yards and 17 touchdowns in only seven games... Tallied 250 yards and three touchdowns against Heritage... Had 150 yards and three touchdowns in just one quarter against Murray County... Helped lead Lafayette to their first postseason appearance in 27 years.

### Personal

Son of Kelly and Mario Clements... Born on October 22, 2002.

### CLEMENTS' CAREER RUSHING YARDS

	G-GS	Car	Yds	Avg	TD	Lg/Opponent
2021	4-0	19	105	5.5	1	18/VA-Lynchburg
2022	9-0	45	220	4.9	1	18/Wagner
2023	10-8	104	457	4.4	3	26/CCSU
2024	11-11	149	986	6.6	6	86/Mercyhurst
2025	6-0	20	54	2.7	0	9/Kennesaw
<b>Total</b>	<b>40-19</b>	<b>337</b>	<b>1,822</b>	<b>5.4</b>	<b>11</b>	<b>86/Mercyhurst</b>

### CLEMENTS' CAREER RECEIVING STATS

	G-GS	Rec	Yds	Avg	TD	Lg/Opponent
2021	4-0	--	--	--	--	--
2022	9-0	1	1	1.0	0	1/Merrimack
2023	10-8	3	4	1.3	0	3/CCSU
2024	11-11	5	29	5.8	0	14/Stonehill
2025	6-0	2	7	3.5	0	7/Kennesaw
<b>Total</b>	<b>40-19</b>	<b>11</b>	<b>41</b>	<b>3.7</b>	<b>0</b>	<b>14/Stonehill</b>

### CLEMENTS' 2021 GAME-BY-GAME STATS

Date	Opp.	Car.	Rush Yds	Avg.	Rush TD	Rec.	Yds
9/25	VA-L	10	58	5.8	1	0	0
10/2	Merrimack	1	3	3.0	0	0	0

10/23	SHU	0	0	--	0	0	0
11/20	Wagner	8	44	5.5	0	0	0
<b>Total</b>	<b>4-0</b>	<b>19</b>	<b>105</b>	<b>5.5</b>	<b>1</b>	<b>0</b>	<b>0</b>

### CLEMENTS' 2022 GAME-BY-GAME STATS

Date	Opp.	Car.	Rush Yds	Avg.	Rush TD	Rec.	Yds
8/27	Florida State	4	16	4.0	0	0	0
9/10	Thomas More	2	16	8.0	0	0	0
10/1	Stonehill	3	11	3.7	0	0	0
10/8	Merrimack	8	33	4.1	0	1	1
10/22	C. Conn.	7	9	1.3	0	0	0
10/29	LIU	0	0	--	0	0	0
11/5	Sacred Heart	0	0	--	0	0	0
11/12	SFU (PA)	9	41	4.6	0	0	0
11/19	Wagner	12	94	7.8	1	0	0
<b>Total</b>	<b>9-0</b>	<b>45</b>	<b>220</b>	<b>4.9</b>	<b>1</b>	<b>1</b>	<b>1</b>

### CLEMENTS' 2023 GAME-BY-GAME STATS

Date	Opp.	Car.	Rush Yds	Avg.	Rush TD	Rec.	Yds
9/2	Edinboro	7	47	6.7	1	1	3
9/9	West Virginia	9	2	0.2	0	0	0
9/16	Coastal Car.	8	44	5.5	0	0	0
9/30	LIU	13	45	3.5	0	1	-2
10/7	Delaware	17	70	4.1	0	0	0
10/14	C. Conn.	16	101	6.3	1	1	3
10/21	SFU (PA)	14	88	6.3	0	0	0
11/11	Stonehill	14	52	3.7	1	0	0
11/18	Merrimack	3	7	2.3	0	0	0
11/25	Youngstown	3	1	0.3	0	0	0
<b>Total</b>	<b>10-8</b>	<b>104</b>	<b>457</b>	<b>4.4</b>	<b>3</b>	<b>3</b>	<b>4</b>

### CLEMENTS' 2024 GAME-BY-GAME STATS

Date	Opp.	Car.	Rush Yds	Avg.	Rush TD	Rec.	Yds
8/29	Toledo	9	35	3.9	0	3	10
9/7	BC	10	45	4.5	0	0	0
9/14	Youngstown	12	204	17.0	1	0	0
9/21	WV-Wes.	13	62	4.8	1	0	0
10/5	LIU	20	147	7.3	0	0	0
10/12	SFU (PA)	21	87	4.1	1	1	5
10/26	Stonehill	20	108	5.4	1	1	14
11/2	Mercyhurst	15	177	11.8	2	0	0
11/9	RMU	21	105	5.0	0	0	0
11/16	Wagner	1	-2	-2.0	0	0	0
11/23	C. Conn.	7	18	2.6	0	0	0
<b>Total</b>	<b>11-11</b>	<b>149</b>	<b>986</b>	<b>6.6</b>	<b>6</b>	<b>5</b>	<b>29</b>

### CLEMENTS' 2025 GAME-BY-GAME STATS

Date	Opp.	Car.	Rush Yds	Avg.	Rush TD	Rec.	Yds
8/29	Kennesaw	11	26	2.4	0	1	7
9/6	W. Carolina	1	4	4.0	0	0	0
9/11	NC State	0	0	--	0	1	0
10/4	Virginia Tech	2	2	1.0	0	0	0
10/11	Oregon St.	3	12	4.0	0	0	0
11/22	Delaware	3	10	3.3	0	0	0
<b>Total</b>	<b>6-0</b>	<b>20</b>	<b>54</b>	<b>2.7</b>	<b>0</b>	<b>2</b>	<b>7</b>

**#29 JAMAR SEARCY**  
5-8, 180, Fr., Oakland, Calif.

### High School

Rated as a three-star prospect according to 247Sports... Led Pittsburg High School to the Division 1-AA State Finals during his senior season... As a senior, rushed for 1,470 yards with 18 touchdowns, averaging 105.0 yards per game, while also adding 300 yards and three touchdowns receiving... Also played safety where he added 49 tackles with 37 solo tackles and two interceptions... Rushed for 971 yards and 10 touchdowns to go along with 20 catches for 192 yards and two touchdowns as a junior... Also intercepted four passes during the 2023 season... As a sophomore, recorded 695 rushing yards, 276 receiving yards, and 14 total touchdowns while also recording a career-high six interceptions and 61 tackles on defense... Also played varsity basketball for Pittsburg.

### Personal

Son of Donte and Lakia Searcy... Born on March 17, 2007.

### SEARCY'S CAREER RUSHING STATS

	G-GS	Car	Yds	Avg	TD	Lg/Opponent
2025	3-0	5	39	7.8	0	21/Ore. State
<b>Total</b>	<b>3-0</b>	<b>5</b>	<b>39</b>	<b>7.8</b>	<b>0</b>	<b>21/Ore. State</b>

### SEARCY'S CAREER RECEIVING STATS

	G-GS	Rec	Yds	Avg	TD	Lg/Opponent
2025	2-0	--	--	--	--	--
<b>Total</b>	<b>2-0</b>	<b>--</b>	<b>--</b>	<b>--</b>	<b>--</b>	<b>--</b>

### SEARCY'S 2025 GAME-BY-GAME STATS

Date	Opp.	Car.	Rush Yds	Avg.	Rush TD	Rec.	Yds
10/11	Oregon St.	2	34	17.0	0	0	0
11/1	FSU	1	1	1.0	0	0	0
11/22	Delaware	2	4	2.0	0	0	0
Total	3-0	5	39	7.8	0	0	0

#30 TATE CARNEY  
5-10, 202, R-Jr., Davie County, N.C.

**2024 (Redshirt Sophomore)**  
Saw action in all 12 games while making one start during the 2024 season for the Demon Deacons... Finished the season with career-highs in rush attempts (83), rushing yards (339), and rushing touchdowns... Also added career-high with nine receptions for 113 yards and a touchdown and averaged 12.56 yards-per-reception... Ranked second on the team in both rushing yards and rushing touchdowns... Earned his first career start for the Demon Deacons against North Carolina A&T, rushing nine times for 40 yards and a touchdown... Recorded a career-high three rushing touchdowns against Louisiana, where he finished with 59 yards on 17 attempts, as well as two receptions for 12 yards... Hauled in a 39-yard touchdown reception in the victory against Stanford.

**2023 (Redshirt Freshman)**  
Saw action in every game during the 2023 season for the Demon Deacons... Finished the season career-highs in rush attempts (49), rush yards gained (253), yards-per-carry (4.98) and rushing touchdowns (4)... Caught three passes for 35 yards and averaged 11.67 yards-per-reception... Ranked second on Wake Forest with four rushing touchdowns... Recorded a season and career-high 117 rushing yards gained on 13 attempts averaging 9.0 yards per carry with one rushing touchdown in the win against Vanderbilt.

**2022 (Freshman)**  
Saw action in the final three games of the regular season during the 2022 season, helping lead the team to its seventh consecutive bowl game and back-to-back bowl wins with a victory over Missouri in the Gasparilla Bowl...Served on special teams units... Redshirted.

**High School**  
Four-time All-Conference honoree ... Two-time First Team All-State ... 2021: Named the Northwest Offensive Players of the Year ... Started all 11 games for Davie County and totaled 197 carries for 1,130 yards and 20 touchdowns ... Recorded 22 receptions for 250 yard and two scores through the air ... 2020: In a COVID-shortened spring seven-game season, he amassed 1,600 all-purpose yards and 23 touchdowns ... Scored eight rushing touchdowns and rushed for 321 yards in a Davie County 62-43 victory over R.J. Reynolds ... Led the state in total points and finished second in rushing yards ... 2019: Accumulated nearly 2,000 yards of total offense and scored 26 touchdowns ... Owns the Davie County single game rushing record and career total touchdowns mark ... Ranked as the No. 34 prospect in North Carolina and the No. 95 running back nationally by 247Sports.

**Personal**  
Son of Teddy (Mother) and Carl Carney (Father) ... Father played defensive line at East Carolina ... Siblings Cade, Salem and Ivey ... Cade was a two-time team captain (2018-19) and became the first Wake Forest running back to rush for 1,000 yards since 2005 when he accomplished the feat as a junior in 2018 ... Ivey was a 1,000 point scorer in basketball at Calvary Baptist ... Born on July 15, 2003 ... Plans to major in Business Administration.

CARNEY's CAREER RUSHING STATS

	G-GS	Car	Yds	Avg	TD	Lg/Opponent
2022	3-0	--	--	--	--	--
2023	12-0	49	244	4.9	4	74/Vandy
2024	12-1	83	339	4.1	6	18/Clemson
2025	12-0	1	9	9.0	0	9/W. Carolina
Total	37-1	133	592	4.4	10	74/Vandy

CARNEY's CAREER RECEIVING STATS

	G-GS	Rec	Yds	Avg	TD	Lg/Opponent
2022	3-0	--	--	--	--	--
2023	12-0	3	35	11.7	0	20/FSU
2024	12-1	9	113	12.6	1	39/Stanford
2025	10-0	--	--	--	--	--

Total	37-1	12	148	12.3	1	39/Stanford
-------	------	----	-----	------	---	-------------

CARNEY'S 2023 GAME-BY-GAME STATS

Date	Opp.	Car.	Rush Yds	Avg.	Rush TD	Rec.	Yds
8/31	Elon	0	0	--	0	0	0
9/9	Vandy	13	117	9.0	1	0	0
9/16	ODU	0	0	--	0	0	0
9/23	GT	1	2	2.0	0	0	0
10/7	CLEM	5	14	2.8	0	0	0
10/14	VT	1	8	8.0	0	0	0
10/21	Pitt	0	0	--	0	0	0
10/28	FSU	10	26	2.6	1	1	20
11/2	Duke	2	1	0.5	1	0	0
11/11	NCSU	3	3	1.0	0	1	18
11/18	ND	6	22	3.7	1	1	2
11/25	Syr	8	51	6.4	0	0	0
Total	12-0	49	244	4.9	4	3	35

CARNEY'S 2024 GAME-BY-GAME STATS

Date	Opp.	Car.	Rush Yds	Avg.	Rush TD	Rec.	Yds
8/29	NCA&T	9	40	4.4	1	0	0
9/7	UVA	6	34	5.7	0	0	0
9/14	Ole Miss	6	13	2.2	0	3	32
9/28	Louisiana	17	59	3.5	3	2	12
10/5	NC State	1	5	5.0	0	0	0
10/12	Clemson	6	38	6.3	0	0	0
10/19	UConn	7	32	4.6	0	0	0
10/26	Stanford	9	39	4.3	0	2	41
11/7	California	3	8	2.7	1	1	11
11/16	UNC	3	8	2.7	0	1	17
11/23	Miami	6	18	3.0	0	0	0
11/30	Duke	10	45	4.5	1	0	0
Total	11-1	73	294	4.0	4	9	113

CARNEY'S 2025 GAME-BY-GAME STATS

Date	Opp.	Car.	Rush Yds	Avg.	Rush TD	Rec.	Yds
8/29	Kennesaw	0	0	--	0	0	0
9/6	W. Carolina	1	9	9.0	0	0	0
9/11	NC State	0	0	--	0	0	0
9/27	Georgia Tech	0	0	--	0	0	0
10/4	Virginia Tech	0	0	--	0	0	0
10/11	Oregon St.	0	0	--	0	0	0
10/25	SMU	0	0	--	0	0	0
11/1	Florida St.	0	0	--	0	0	0
11/8	Virginia	0	0	--	0	0	0
11/15	UNC	0	0	--	0	0	0
11/22	Delaware	0	0	--	0	0	0
11/29	Duke	0	0	--	0	0	0
Total	12-0	1	9	9.0	0	0	0

WIDE RECEIVERS

#4 STERLING BERKHALTER  
6-3, 203, R-Sr., Cincinnati, Ohio

**2025 (Redshirt Senior)**  
Recorded 71 yards on two catches, including a 51-yard touchdown reception, against Western Carolina... Notched five receptions for 58 yards against SMU... Added his second touchdown reception of the season in the win over Delaware.

**Prior to Wake Forest**  
**2024 (Redshirt Junior at Cincinnati)**  
Appeared in all 12 games during the 2024 season for the Bearcats... Recorded 11 catches for 191 yards and a touchdown while averaging 17.4 yards per catch... Totaled two catches for 70 yards, including a 61-yard touchdown reception, in the opening game against Towson... Caught a season-high three passes for 60 yards against Houtson.

**2023 (Junior at Cincinnati)**  
Appeared in two games during the 2023 season for the Bearcats... Redshirted.

**Prior to Cincinnati**  
**2022 (Sophomore at North Carolina A&T)**  
Played in 11 games with 10 starts during the 2022 season for North Carolina A&T... Recorded 28 receptions for 414 yards and two touchdowns... Totaled a career-high five catches for 63 yards and a touchdown in a victory over Bryant... Recorded four catches for a career-high 90 yards in a win against Edward Waters... Added two catches for 37 yards and a touchdown in an Aggie victory over Robert Morris... Matched a career-high with five receptions for 63 yards against Charleston Southern.

**2021 (Freshman at North Carolina A&T)**  
Appeared in five games, making three starts, during the 2021 season for the Aggies... Finished his freshman year with seven receptions for 62 yards... Totaled two receptions for 48 yards, including a season-best 40-yard reception, in his first career game against Furman.

**High School**  
Attended Georgia Prep Academy and and was rated a three-star prospect and the third-highest-rated prep school receiver in the class of 2021 according to 247Sports... Prior to playing for Georgia Prep, played for Princeton High School in Cincinnati.

**Personal**  
Son of Garrick and Sonja Berkhalter... Born on May 21, 2002.

BERKHALTER'S CAREER RECEIVING STATS

	G-GS	Rec	Yds	Avg	TD	Lg/Opponent
2021	5-3	7	62	8.9	0	40/Furman
2022	11-10	28	414	14.8	2	42/EDW
2023	2-0	0	0	--	0	--
2024	12-0	11	191	17.4	1	61/Towson
2025	12-9	25	382	15.3	2	51/W. Carolina
Total	42-22	71	1,049	14.8	5	61/Towson

BERKHALTER'S 2021 GAME-BY-GAME STATS

Date	Opp	Rec	Yds	Avg	TD	Long
9/4	Furman	2	48	24.0	0	40
9/10	Duke	3	5	1.7	0	6
9/25	NCCU	2	9	4.5	0	6
10/2	RMU	0	0	--	0	--
10/9	N. Ala.	0	0	--	0	--
Total	9-4	32	405	12.7	3	40/Furman

BERKHALTER'S 2022 GAME-BY-GAME STATS

Date	Opp	Rec	Yds	Avg	TD	Long
9/3	NCCU	0	0	--	0	0
9/10	NDSU	1	7	7.0	0	7
9/17	Duke	1	9	9.0	0	9
9/24	SC ST	3	31	10.3	0	22
10/1	Bryant	5	63	12.6	1	25
10/15	EDW	4	90	22.5	0	42
10/22	RMU	2	37	18.5	1	34
10/29	Campbell	2	32	16.0	0	23
11/5	Norfolk St	3	38	12.7	0	21
11/12	Charleston So.	5	63	12.6	0	24
11/19	G-Webb	2	44	22.0	0	40
Total	11-10	28	414	14.8	2	42/EDW

BERKHALTER'S 2023 GAME-BY-GAME STATS

Date	Opp	Rec	Yds	Avg	TD	Long
9/2	EKU	0	0	--	0	--
11/25	Kansas	0	0	--	0	--
Total	2-0	0	0	--	0	--

BERKHALTER'S 2024 GAME-BY-GAME STATS

Date	Opp	Rec	Yds	Avg	TD	Long
8/31	Towson	2	70	35.0	1	61
9/7	Pitt	2	26	13.0	0	15
9/14	Miami (OH)	1	6	6.0	0	6
9/21	Houston	3	60	20.0	0	47
9/28	Texas Tech	0	0	--	0	--
10/12	UCF	0	00	--	0	--
10/19	ASU	1	9	9.0	0	9
10/26	Colorado	0	0	--	0	--
11/9	WVU	0	0	--	0	--
11/16	Iowa St	0	0	--	0	--
11/23	Kansas St	1	9	9.0	0	9
11/30	TCU	1	11	11.0	0	11
Total	12-0	11	191	17.4	1	61/Towson

BERKHALTER'S 2025 GAME-BY-GAME STATS

Date	Opp	Rec	Yds	Avg	TD	Long
8/29	Kennesaw	3	34	11.3	0	18
9/6	W. Carolina	2	72	36.0	1	51
9/11	NC State	3	43	14.3	0	26
9/27	Georgia Tech	2	50	25.0	0	39
10/4	Virginia Tech	0	0	--	0	--
10/11	Oregon St.	3	26	8.7	0	11
10/25	SMU	5	58	11.6	0	22
11/1	FSU	1	13	13.0	0	13
11/8	Virginia	1	9	9.0	0	9
11/15	UNC	2	19	9.5	0	13
11/22	Delaware	2	42	21.0	1	23
11/29	Duke	1	16	16.0	0	16
Total	12-9	25	382	15.3	2	51/W. Carolina

## #7 MICAH MAYS JR. 6-2, 196, R-So., Palm Beach Gardens, Fla.

### 2025 (Redshirt Sophomore)

Led the Demon Deacons with 65 yards on two catches against Georgia Tech... Hauled in his first touchdown against Oregon State, finishing the game with two catches for 69 yards... Added another receiving touchdown at Florida State.

### 2024 (Redshirt Freshman)

Saw action in every game with nine starts during the 2024 season for the Demon Deacons... Finished the season with 16 receptions for 218 yards with two touchdowns, averaging 13.62 yards-per-reception... Recorded a career-high four catches for 48 yards in the win against NC State... Tallied a career-high 55 yards on two catches, including a season-high 41-yard reception, in the victory over Connecticut... Scored his first collegiate touchdown in the win against Stanford, ending the day with three catches for 48 yards... Added a 36-yard receiving touchdown against Miami.

### 2023 (Freshman)

Saw action in four games during the 2023 season for the Demon Deacons... Tallied 40 total snaps during the season as a slot receiver, wide receiver, punt and kick coverage and punt return... Played in a season-high 20 snaps against Notre Dame.

### High School

U.S. Army All-American Game selection ... Ranked as a four-star prospect by 247Sports, the No. 163 player nationally and the No. 23 wide receiver in the country ... As a senior, caught 27 passes for 503 yards and nine touchdowns in 10 games, helping lead a young The Benjamin School squad to a 5-5 record and an appearance in the first round of Florida's 1M playoffs ... USA Today Florida Network Top 100 player ... As a junior, caught 42 passes for 724 yards (17.3 average) and seven touchdowns, helping The Benjamin School go 8-2 and made the second round of Sunshine State's 3A playoffs ... Three-sport athlete in basketball, football and track & field ... Captured gold at Florida's 1A track meet as a junior in both the 400-meter dash and triple jump ... Also placed 3rd in the high jump (6'1.5") at states while anchoring a 4x400 squad that captured a regional title a few weeks prior ... Clocked a personal-best 400-meter dash (47.52) and triple jump (45'11.75") at Florida's 1A meet ... As a sophomore, was a state qualifier in the 200-meter dash, 400-meter dash, high jump and triple jump.

### Personal

Son of Micah Mays Sr. and Rachelle Mays .... His father played quarterback at Grambling State and was also the head coach at Lake Worth High School and the Athletics Director at Palm Beach Lakes... Born on Feb. 6, 2005.

### MAYS' CAREER RECEIVING STATS

	G-GS	Rec	Yds	Avg	TD	Lg/Opponent
2023	4-0	--	--	--	--	--
2024	12-9	16	218	13.6	2	41/UConn
2025	9-4	18	302	16.8	2	52/Ore. State
<b>Total</b>	<b>25-13</b>	<b>34</b>	<b>520</b>	<b>15.3</b>	<b>4</b>	<b>52/Ore. Stae</b>

### MAYS' 2024 GAME-BY-GAME STATS

Date	Opp	Rec	Yds	Avg	TD	Long
8/29	NCA&T	0	0	--	0	--
9/7	UVA	0	0	--	0	--
9/14	Ole Miss	0	0	--	0	--
9/28	Louisiana	0	0	0	--	--
10/5	NC State	4	48	12.0	0	17
10/12	Clemson	3	19	6.3	0	9
10/19	UConn	2	55	27.5	0	41
10/26	Stanford	3	48	16.0	1	30
11/8	California	0	0	--	0	--
11/16	UNC	2	13	6.5	0	7
11/23	Miami	1	36	36.0	1	36
11/30	Duke	1	-1	-1.0	0	0
<b>Total</b>	<b>11-8</b>	<b>15</b>	<b>219</b>	<b>14.6</b>	<b>2</b>	<b>41/UConn</b>

### MAYS' 2025 GAME-BY-GAME STATS

Date	Opp	Rec	Yds	Avg	TD	Long
8/29	Kennesaw	3	33	11.0	0	23
9/6	W. Carolina	0	0	--	0	--
9/11	NC State	1	26	26.0	0	26
9/27	Georgia Tech	2	65	32.5	0	37
10/4	Virginia Tech	2	21	10.5	0	17

10/11	Oregon St.	2	69	34.5	1	52
10/25	SMU	2	30	15.0	0	16
11/1	FSU	5	51	10.2	1	18
11/22	Delaware	1	7	7.0	0	7
11/29	Duke	0	0	--	0	--
<b>Total</b>	<b>10-4</b>	<b>18</b>	<b>302</b>	<b>16.8</b>	<b>2</b>	<b>52/Oregon St.</b>

## #8 CARLOS HERNANDEZ 6-0, 192, Jr., Alhambra, Calif.

### 2025 (Junior)

Recorded a season-best performance in the victory against Virginia Tech, totaling five receptions for 51 yards... Recorded an 88-yard punt return for the only touchdown of the game in Wake Forest's win over No. 12 Virginia.... Led the Demon Deacons with six catches for 100 yards and a touchdown while also adding a 51-yard fumble recovery for a touchdown in the win over North Carolina... Recorded the third-most receiving yards in program history as he recorded five catches for a career-high 197 yards and two touchdowns in the win over Delaware... Added six catches for 93 yards against Duke.

### Prior to Wake Forest

#### 2024 (Sophomore at Washington State)

Appeared in eight games with six starts during the 2024 season for the Cougars... Recorded 31 receptions for 397 yards and five touchdowns while averaging 12.81 yards per reception... Made his season debut against Fresno State... Recorded his first career touchdown in the victory against Hawaii, hauling in four catches for 55 yards... Totaled four catches for 65 yards and a touchdown in his first career start against San Diego State... Added four catches for 67 yards and a touchdown against New Mexico... Caught a 32-yard touchdown pass against Oregon State... Set career-highs in catches and yards in the Holiday Bowl against Syracuse, finishing the game with eight receptions for 80 yards and a touchdown.

#### 2023 (Freshman at Washington State)

Appeared in all 12 games during the 2023 season for the Cougars... Totaled 24 receptions for 258 yards while averaging 10.75 yards per reception... Caught five passes for 58 yards in his first collegiate game against Colorado State... Recorded a season-high seven catches for 39 yards against Oregon State... Totaled two catches for a season-high 77 yards, including a career-best 48 yard reception, against Colorado.

### High School

Rated as a three-star prospect coming out of Monrovia High School... Named Rio Hondo League MVP as both a junior and senior... Recorded 46 catches for 860 yards and 10 touchdowns, along with four interceptions on defense, during his senior season to earn All-Rio Hondo League honors... Totaled 71 catches for 1,594 yards and 23 touchdowns to lead the Rio Hondo League during his junior season.

### Personal

Son of Leticia Hernandez... Born on May 6, 2005.

### HERNANDEZ'S CAREER RECEIVING STATS

	G-GS	Rec	Yds	Avg	TD	Lg/Opponent
2023	12-0	24	258	10.8	0	48/Colorado
2024	8-6	31	397	12.8	5	42/Syracuse
2025	12-7	34	538	15.8	3	93/Delaware
<b>Total</b>	<b>32-13</b>	<b>89</b>	<b>1,193</b>	<b>13.4</b>	<b>8</b>	<b>93/Delaware</b>

### HERNANDEZ'S 2023 GAME-BY-GAME STATS

Date	Opp	Rec	Yds	Avg	TD	Long
9/2	CSU	5	58	11.6	0	19
9/9	Wisconsin	2	14	7.0	0	9
9/16	No. Colo.	4	36	9.0	0	17
9/23	Ore. State	7	39	5.6	0	11
10/7	UCLA	2	15	7.5	0	10
10/14	Arizona	0	0	--	0	--
10/21	Oregon	0	0	--	0	--
10/28	ASU	0	0	--	0	--
11/4	Stanford	1	18	18.0	0	18
11/11	California	1	1	1.0	0	1
11/17	Colorado	2	77	38.5	0	48
11/25	WASH	0	0	--	0	--
<b>Total</b>	<b>12-0</b>	<b>24</b>	<b>258</b>	<b>10.8</b>	<b>0</b>	<b>48/Colorado</b>

### HERNANDEZ'S 2024 GAME-BY-GAM STATS

Date	Opp	Rec	Yds	Avg	TD	Long
10/12	Fresno St.	1	9	9.0	0	9

10/19	Hawaii	4	55	13.8	1	32
10/26	SOSU	4	65	16.3	1	34
11/9	Utah State	4	42	10.5	0	25
11/16	UNM	4	67	16.8	1	28
11/23	Ore. State	2	32	16.0	1	28
11/30	Wyoming	4	47	11.8	0	20
12/27	Syracuse	8	80	10.0	1	42
<b>Total</b>	<b>8-6</b>	<b>31</b>	<b>397</b>	<b>12.8</b>	<b>5</b>	<b>42/Syracuse</b>

### HERNANDEZ'S 2025 GAME-BY-GAM STATS

Date	Opp	Rec	Yds	Avg	TD	Long
8/29	Kennesaw	3	20	6.7	0	11
9/6	W. Carolina	1	1	1.0	0	1
9/11	NC State	3	23	7.7	0	10
9/27	Georgia Tech	1	15	15.0	0	15
10/4	Virginia Tech	5	51	10.2	0	19
10/11	Oregon St.	2	23	11.5	0	21
10/25	SMU	0	0	--	0	--
11/1	FSU	1	11	11.0	0	11
11/8	Virginia	1	4	4.0	0	4
11/15	UNC	6	100	16.7	1	70
11/22	Delaware	5	197	39.4	2	93
11/29	Duke	6	93	15.5	0	32
<b>Total</b>	<b>11-6</b>	<b>28</b>	<b>445</b>	<b>15.9</b>	<b>3</b>	<b>93/Delaware</b>

## #9 SAWYER RACANELLI 6-3, 208, R-Sr., Brush Prairie, Wash.

### 2025 (Redshirt Senior)

Led the Demon Deacons in receiving as he hauled in three catches for 88 yards in the win at Virginia Tech... Set a career-high in both catches and receiving yards against Duke, hauling in seven catches for 123 yards and his first touchdown of the season.

### Prior to Wake Forest

#### 2024 (Redshirt Junior at Montana)

Appeared in all 14 games with 10 starts during the 2024 season for the Grizzlies... Recorded 30 catches for 409 yards and two touchdowns while averaging 13.6 yards per catch... Totaled four receptions for 65 yards in the victory over Northern Arizona... Hauled in four catches for a career-high 102 yards, including a career-best 81-yard touchdown reception, in the victory over Portland State... Recorded three catches for 66 yards and a touchdown in the second round of the NCAA FCS Playoffs against South Dakota State.

#### 2023 (Redshirt Sophomore at Montana)

Appeared in all 15 contests with two starts during the 2023 season for the Grizzlies... Hauled in 10 catches for 130 yards and a touchdown... Recorded a 26-yard reception in his first career appearance for the Grizzlies against Butler... Threw a 15-yard touchdown pass on a trick play against Idaho State... Added his first career touchdown catch on a 20-yard reception against Northern Colorado... Recorded a season-high four catches for 45 yards against Portland State.

#### 2022 (Redshirt Freshman at Montana)

Did not see any action due to injury during the 2022 season for the Grizzlies.

### Prior to Montana

#### 2021 (Redshirt Freshman at Washington)

Appeared in 11 games during the 2021 season for the Huskies... Made five tackles with four solo efforts while primarily playing on special teams... Recorded a tackle against Stanford, Oregon, and Washington State... Set a career-high with two tackles against Arizona State.

#### 2020 (Freshman at Washington)

Appeared in two games during the 2020 season for the Huskies... Made his collegiate debut Arizona... Also played against Stanford... Redshirted.

### High School

Missed his senior season due to injury... Helped lead Hockinson High School to back-to-back Washington 2A State Championships in 2018 and 2017... Became just the fifth player in state history to record 100 receptions in a season, finishing his junior season with 101 catches for 1,764 yards and 21 touchdowns... Also added 207 rushing yards and 11 touchdowns on the ground, as well as 88 tackles with 11 tackles-for-loss and two interceptions on defense... Scored all six touchdowns for Hockinson in the 2018 Washington 2A State Championship... Named First Team All-State by the Tacoma News-Tribune, as well as First Team All-2A



Greater St. Helen's League as a junior... Hauled in 66 catches for 1,345 yards and 21 touchdowns during his sophomore season... Recorded 56 catches for 1,055 yards and 11 touchdowns as a freshman... Rated as the No. 50 "athlete" and the No. 8 recruit from Washington by ESPN, and the No. 21 "athlete" and No. 9 overall prospect from Washington by 247Sports... Also named to the Tacoma News-Tribune "Western 100"... Also participated in shot put, long jump, and sprints on his track team in high school.

Personal

Son of Josh Racanelli... His father, Josh, played quarterback at Portland State... His brother, Canon, plays quarterback at Central Washington.

RACANELLI'S CAREER RECEIVING STATS

	G-GS	Rec	Yds	Avg	TD	Lg/Opponent
2020	2-0	0	0	--	0	--
2021	11-0	0	0	--	0	--
2023	15-2	10	130	13.0	1	26/Butler
2024	14-10	30	409	13.6	2	81/Port. State
2025	12-5	17	290	17.1	1	62/Va. Tech
Total	54-17	57	829	14.5	4	81/Port. State

RACANELLI'S 2020 GAME-BY-GAME STATS

Date	Opp	Rec	Yds	Avg	TD	Long
11/21	Arizona	0	0	--	0	--
12/5	Stanford	0	0	--	0	--
Total	2-0	0	0	--	0	--

RACANELLI'S 2021 GAME-BY-GAME STATS

Date	Opp	Rec	Yds	Avg	TD	Long
9/4	Montana	0	0	--	0	--
9/11	Michigan	0	0	--	0	--
9/18	Ark. State	0	0	--	0	--
9/25	California	0	0	--	0	--
10/2	Ore. State	0	0	--	0	--
10/22	Arizona	0	0	--	0	--
10/30	Stanford	0	0	--	0	--
11/6	Oregon	0	0	--	0	--
11/13	ASU	0	0	--	0	--
11/20	Colorado	0	0	--	0	--
11/26	WSU	0	0	--	0	--
Total	11-0	0	0	--	0	--

RACANELLI'S 2023 GAME-BY-GAME STATS

Date	Opp	Rec	Yds	Avg	TD	Long
9/2	Butler	1	26	26.0	0	26
9/9	Utah Tech	2	23	11.5	0	12
9/16	Ferris State	0	0	--	0	--
9/23	N. Arizona	1	6	6.0	0	6
9/30	Idaho State	0	0	--	0	--
10/7	UC Davis	1	10	10.0	0	10
10/14	Idaho	0	0	--	0	--
10/28	N. Colo.	1	20	20.0	1	20
11/4	Sac. State	0	0	--	0	--
11/11	Port. State	4	45	11.2	0	20
11/18	Montana St	0	0	--	0	--
12/2	Delaware	0	0	--	0	--
12/8	Furman	0	0	--	0	--
12/16	NDSU	0	0	--	0	--
1/7	SDSU	0	0	--	0	--
Total	15-2	10	130	13.0	1	26/Butler

RACANELLI'S 2024 GAME-BY-GAME STATS

Date	Opp	Rec	Yds	Avg	TD	Long
8/31	Missouri St	0	0	--	0	--
9/7	N. Dakota	3	26	8.7	0	13
9/14	Morehead	2	17	8.5	0	15
9/21	WCU	4	28	7.0	0	9
9/28	E. Wash.	2	22	11.0	0	15
10/5	Weber St.	3	7	2.3	0	4
10/12	N. Arizona	4	65	16.2	0	38
10/26	N. Colo.	0	0	--	0	--
11/2	Cal Poly	2	19	9.5	0	13
11/9	UC Davis	1	22	22.0	0	22
11/16	Port. State	4	102	25.5	1	81
11/23	Montana St	0	0	--	0	--
11/30	Tenn. State	2	35	17.5	0	--
12/7	SDSU	3	66	22.0	1	44
Total	14-10	30	409	13.6	2	81/Port. State

RACANELLI'S 2025 GAME-BY-GAME STATS

Date	Opp	Rec	Yds	Avg	TD	Long
8/29	Kennesaw	0	0	--	0	--
9/6	W. Carolina	0	0	--	0	--
9/11	NC State	0	0	--	0	--
9/27	Georgia Tech	1	16	16.0	0	16
10/4	Virginia Tech	3	88	29.3	0	62

10/11	Oregon St.	0	0	--	0	--
10/25	SMU	0	0	--	0	--
11/1	FSU	2	27	13.5	0	26
11/8	Virginia	0	0	--	0	--
11/15	UNC	3	29	9.7	0	23
11/22	Delaware	1	7	7.0	0	7
11/29	Duke	7	123	17.6	1	22
Total	12-5	17	290	17.1	1	62/Va. Tech

#10 CHRIS BARNES

5-7, 168, R-Fr., Houston, Texas

2025 (Redshirt Freshman)

Led the Demon Deacons with six catches and 149 yards in the victory over Western Carolina... Recorded 177 all-purpose yards against NC State, including a 98-yard kickoff return touchdown and 76 receiving yards, against NC State... Earned ACC Rookie of the Week honors after totaling three catches for 102 yards and three touchdowns, as well as five rushing yards and 63 return yards, in the win against Oregon State... Added a team-high five receptions for 66 yards in the win over SMU.

Prior to Wake Forest

2024 (Freshman at Washington State)

Appeared in three games with one start during the 2024 season for the Cougars... Caught one pass during the season-opening win against Portland State... Made his first career start against Texas Tech... Hauled in a 20-yard pass in the Holiday Bowl against Syracuse.

High School

Helped lead North Shore to back-to-back 15-1 records and the 6A Division I state title game during his junior and senior seasons... Totaled 1,287 all-purpose yards, including 803 yards and nine touchdowns on 47 catches as a senior... Named First Team All-District 21-6A... Selected as a finalist for the Houston Area High School Player of the Year award... Hauled in 58 passes for 1,167 yards and 14 touchdowns while totaling 1,392 all-purpose yards as a junior... Selected to the All-Greater Houston Second Team... Named ti the Texas All-District 21-6A First Team.

Personal

Son of Chris Barnes and Denoka Jackson... Born on September 22, 2005.

BARNES' CAREER RECEIVING STATS

	G-GS	Rec	Yds	Avg	TD	Lg/Opponent
2024	3-1	2	19	9.5	0	20/Syracuse
2025	11-8	39	547	14.0	3	70/NC State
Total	14-9	41	566	13.8	3	70/NC State

BARNES' 2024 GAME-BY-GAME STATS

Date	Opp	Rec	Yds	Avg	TD	Long
8/31	Port. State	1	-1	-1.0	0	0
9/7	Texas Tech	0	0	--	0	--
12/27	Syracuse	1	20	20.0	0	20
Total	3-1	2	19	9.5	0	20/Syracuse

BARNES' 2025 GAME-BY-GAME STATS

Date	Opp	Rec	Yds	Avg	TD	Long
8/29	Kennesaw	3	23	7.7	0	15
9/6	W. Carolina	6	149	24.8	0	64
9/11	NC State	3	76	25.3	0	70
9/27	Georgia Tech	3	39	13.0	0	35
10/4	Virginia Tech	5	21	4.2	0	10
10/11	Oregon St.	3	102	34.0	3	55
10/25	SMU	5	66	13.2	0	32
11/1	FSU	4	16	4.0	0	7
11/8	Virginia	2	12	6.0	0	9
11/22	Delaware	3	19	6.3	0	12
11/29	Duke	2	24	12.0	0	19
Total	11-8	39	547	14.0	3	70/NC State

#11 REGINALD VICK JR.

6-3, 198, R-Jr., Wendell, N.C.

Prior to Wake Forest

2024 (Redshirt Sophomore at Virginia Union)

Started in 12 games during he 2024 season for Virginia Union, helping lead the Panthers to a CIAA Championship and the NCAA Division II Quarterfinals... Led the Panthers with 48 catches for 1,164 yards and 12 touchdowns while averaging 24.25 yards per reception and 97.0 yards per game... Recorded 100 or more yards receiving in seven games during his reshirt sophomore season... Totaled five catches for 100 yards and a touchdown in the opening game of the season

against Kentucky State... Added three catches for 132 yards and three touchdowns against Hampton... Set a career-high with seven catches for 154 yards and two touchdowns against Shaw... Tallied four catches for 108 yards and a career-high three touchdown receptions against Lincoln (PA)... Matched a career-high with seven catches for 148 yards against Bowie State... Finished the 2024 season by scoring a touchdown in four-consecutive games, hauling in 14 catches for 343 yards and four scores during that streak.

2023 (Redshirt Freshman at Virginia Union)

Played in nine games during the 2023 season for the Panthers... Recorded 16 catches for 284 yards and a touchdown... Made his first career appearance in the victory over Morehouse, hauling in one catch for 19 yards... Recorded four catches for 42 yards against Shaw... Hauled in a 58-yard reception against Lincoln (PA)... Recorded his first career touchdown with a 81-yard reception in the victory over Bluefield State... Led the Panthers with five receptions for 42 yards in the CIAA Championship victory over Fayetteville State.

2022 (Freshman at Virginia Union)

Did not see any action during the 2022 season for the Panthers... Redshirted.

High School

Played for East Wake High School.

Personal

Son of Candy Privette... Born on May 11, 2004.

VICK'S CAREER RECEIVING STATS

	G-GS	Rec	Yds	Avg	TD	Lg/Opponent
2023	9-0	16	284	17.7	1	81/Bluefield
2024	12-12	48	1,164	24.2	12	74/L-Rhyne
2025	4-0	0	0	--	0	--
Total	25-12	64	1,448	22.6	13	81/Bluefield

VICK'S 2023 GAME-BY-GAME STATS

Date	Opp	Rec	Yds	Avg	TD	Long
9/3	Morehouse	1	19	19.0	0	19
9/9	Shaw	4	42	10.5	0	28
9/16	Livingstone	1	7	7.0	0	7
10/7	Eliz. City	0	0	--	0	--
10/14	Bowie St	1	14	14.0	0	14
10/21	Lincoln (PA)	1	58	58.0	0	58
10/28	Bluefield	1	81	81.0	1	81
11/11	Fayetteville	5	42	8.4	0	14
11/18	Kutztown	2	21	10.5	0	18
Total	9-0	16	284	17.7	1	81/Bluefield

VICK'S 2024 GAME-BY-GAME STATS

Date	Opp	Rec	Yds	Avg	TD	Long
8/31	Kentucky St.	5	100	20.0	1	39
9/7	Hampton	3	132	44.0	1	57
9/21	JCS	2	60	30.0	0	54
9/28	Shaw	7	154	22.0	2	35
10/5	WSSU	3	55	18.3	1	23
10/12	Eliz. City	3	64	21.3	0	24
10/19	Lincoln	4	108	27.0	3	43
10/26	Bowie St.	7	148	21.1	0	39
11/9	Virginia St.	5	126	25.2	1	54
11/16	Virginia St.	2	59	29.5	1	36
11/30	L-Rhyne	3	122	40.7	1	74
12/7	Valdosta St.	4	36	9.0	1	16
Total	12-12	48	1,164	24.2	12	74/L-Rhyne

#13 JEREMIAH MELVIN

6-4, 195, R-Fr., Fayetteville, N.C.

2025 (Redshirt Freshman)

Recorded his first career touchdown in the victory over Western Carolina.

2024 (Freshman)

Saw action in three games during the 2024 season for the Demon Deacons... Totaled 22 snaps throughout the season... Recorded a season-high ten snaps against North Carolina A&T... Added a 25-yard reception against Ole Miss... Redshirted.

High School

A four-star recruit by 247Sports and the No. 207 recruit in the country according to 247Sports...Rated as the 14th-highest Wake Forest recruit in the 247Sports composite era...Four-star recruit according to On3 and the No. 265 overall recruit in the country by the site... Recorded 91 receptions for 1,615 receiving yards with

25 touchdowns over his career...Earned First Team All-Conference honors as a senior... Posted 54 receptions for 1,014 yards and 19 touchdowns, averaging 92.2 yards per game and 18.8 yards per catch while also leading Cape Fear to a playoff berth with a 9-3 record...Also plays basketball...Averaged 16.1 points, 7.7 rebounds, and 2.0 assists during junior basketball season in Winter 2022-23...Finished sophomore hoops season averaging 10.2 points, 8.0 rebounds, 1.4 assists, and 2.3 blocks in Winter 2021-22...Debuted on varsity basketball squad as a freshman, averaging 3.2 points and 4.3 rebounds per game across a dozen contests.

**Personal**  
Son of Canisha Melvin and Melina Moore... Born on May 24, 2006.

MELVIN'S CAREER RECEIVING STATS							
	G-GS	Rec	Yds	Avg	TD	Lg/Opponent	
2024	3-0	1	25	25.0	0	25/Ole Miss	
2025	10-0	3	39	13.0	1	27/W. Carolina	
Total	13-0	4	64	16.0	1	27/W. Carolina	

MELVIN'S 2024 GAME-BY-GAME STATS							
Date	Opp	Rec	Yds	Avg	TD	Long	
8/29	NCA&T	--	--	--	--	--	
9/14	Ole Miss	1	25	25.0	0	25	
10/12	Clemson	--	--	--	--	--	
Total	3-0	1	25	25.0	0	25/Ole Miss	

MELVIN'S 2024 GAME-BY-GAME STATS							
Date	Opp	Rec	Yds	Avg	TD	Long	
8/29	Kennesaw	0	0	--	0	--	
9/6	W. Carolina	2	30	15.0	1	27	
9/11	NC State	1	9	9.0	0	9	
9/27	Georgia Tech	0	0	--	0	--	
10/4	Virginia Tech	0	0	--	0	--	
10/11	Oregon St.	0	0	--	0	--	
10/25	SMU	0	0	--	0	--	
11/1	FSU	0	0	--	0	--	
11/22	Delaware	0	0	--	0	--	
11/29	Duke	0	0	--	0	--	
Total	10-0	3	39	13.0	1	27/W. Carolina	

#14 KARATE BRENSON  
6-2, 215, R-Sr., St. Louis, Mo.

**2025 (Redshirt Senior)**  
Addeed his first touchdown as a Demon Deacon against Duke.

**Prior to Wake Forest**  
**2024 (Redshirt Junior at Tennessee State)**  
Appeared in 13 games with 10 starts during the 2024 season for the Tigers... Named Second Team Big South-OVC... Eclipsed the 1,000 yard mark, finishing the season with 1,006 yards and six touchdowns on 71 catches... Averaged 77.7 yards per game and 13.8 yards per catch... Hauled in two receptions for 86 yards and a touchdown in the season opener against Mississippi Valley State... Recorded nine catches for 99 yards against Tennessee Tech... Notched six catches for 121 yards and a touchdown in the game against Eastern Illinois... Recorded a career-high 153 yards on five catches at Howard... Totaled a career-best 11 catches for 86 yards against UT Martin... Matched that career-high with 11 catches for 122 yards and a career-best two touchdowns against Montana.

**2023 (Redshirt Sophomore at Tennessee State)**  
Appeared in 10 games with eight starts during the 2023 season for the Tigers... Finished second on the team with 28 catches and third on the team in receiving yards with 277... Totaled two reception touchdowns during the season to tie the team lead... Tallied 85 receiving yards on four catches at UT Martin... Hauled in his first touchdown grab of the season at Kennesaw State, finishing the game with three receptions and 26 yards... Recorded a season-high seven catches for a season-best 61 yards and a touchdown against Eastern Illinois.

**2022 (Redshirt Freshman at Tennessee State)**  
Appeared in 10 games with eight starts during the 2022 season for the Tigers... Finished the season tied for the team lead in both receptions and yards, totaling 25 catches and 329 yards... Hauled in multiple receptions in nine of his 10 games played... Totaled three catches for 64 yards against Bethune-Cookman... Recorded his first career touchdown against Eastern Illinois as he totaled three catches for 29 yards... Had his best

game of the season against UT Martin as he added five catches for 70 yards... Ended his first season with the Tigers with a three-catch, 69-yard performance at Texas A&M-Commerce.

**Prior to Tennessee State**  
**2021 (Freshman at Ball State)**  
Appeared in three games during the 2021 season for the Cardinals... Hauled in a catch against Penn State and Wyoming as he ended his freshman season with two catches for 21 yards... Redshirted.

**High School**  
Three-letter winner at Christian Brothers College High School... Rated as a three-star prospect and the No. 17 overall prospect in Missouri... Caught 32 passes for 545 yards and six touchdowns in only six games during his senior season... Recorded 44 catches for 676 yards and seven touchdowns as a junior... Served as a team captain... Also played basketball in high school.

**Personal**  
Son of Anthony Brenson and Javda Wilson... Born on April 28, 2003... Full name is Chevalier Brenson.

BRENSON'S CAREER RECEIVING STATS							
	G-GS	Rec	Yds	Avg	TD	Lg/Opponent	
2021	3-0	2	21	10.5	0	12/Penn State	
2022	10-8	25	329	13.2	1	42/TXA&M-C	
2023	10-8	28	277	9.9	2	31/UT Martin	
2024	13-10	71	1,006	14.2	6	83/Howard	
2025	12-1	3	83	27.7	1	41/Kennesaw	
Total	48-27	129	1,716	13.3	10	83/Howard	

BRENSON'S 2021 GAME-BY-GAME STATS							
Date	Opp	Rec	Yds	Avg	TD	Long	
9/2	W. Illinois	0	0	--	0	--	
9/11	Penn State	1	12	12.0	0	12	
9/18	Wyoming	1	9	9.0	0	9	
Total	3-0	2	21	10.5	0	12/Penn State	

BRENSON'S 2022 GAME-BY-GAME STATS							
Date	Opp	Rec	Yds	Avg	TD	Long	
9/10	Jackson St.	0	0	--	0	--	
9/17	MTSU	2	13	6.5	0	11	
10/1	Lane	2	13	6.5	0	17	
10/8	B-C	3	64	21.3	0	37	
10/15	Tenn. Tech	2	25	12.5	0	17	
10/22	E. Illinois	3	29	9.7	1	13	
10/29	Murray St.	3	28	9.3	0	14	
11/5	SEMO	2	18	9.0	0	10	
11/12	UT Martin	5	70	14.0	0	24	
11/19	TXA&M-C	3	69	23.0	0	42	
Total	10-8	25	329	13.2	1	42/TXA&M-C	

BRENSON'S 2023 GAME-BY-GAME STATS							
Date	Opp	Rec	Yds	Avg	TD	Long	
9/2	Notre Dame	1	4	4.0	0	4	
9/9	Ark.-PB	2	22	11.0	0	12	
9/16	G-Webb	6	51	8.5	0	17	
9/30	UT Martin	4	85	21.2	0	31	
10/7	Kennesaw	3	26	8.7	1	14	
10/21	Lincoln (CA)	0	0	--	0	--	
10/28	Lindenwood	0	0	--	0	--	
11/4	Charleston So.	1	9	9.0	0	9	
11/11	E. Illinois	7	61	8.7	1	22	
11/18	Tenn. Tech	4	19	4.7	0	7	
Total	10-8	28	277	9.9	2	31/UT Martin	

BRENSON'S 2024 GAME-BY-GAME STATS							
Date	Opp	Rec	Yds	Avg	TD	Long	
8/31	MSVST	2	86	43.0	1	55	
9/7	NDSU	3	9	3.0	0	9	
9/14	Ark.-PB	2	37	18.5	1	22	
9/21	Tenn. Tech	9	99	11.0	0	27	
9/28	Charleston So.	3	29	9.7	0	14	
10/5	Lindenwood	3	50	16.7	0	29	
10/12	E. Illinois	6	121	20.2	1	50	
10/19	Howard	5	153	30.6	0	83	
11/2	UT Martin	11	86	7.8	0	18	
11/9	W. Illinois	2	67	33.5	1	43	
11/16	G-Webb	8	82	10.2	0	25	
11/23	SEMO	6	65	10.8	0	17	
11/30	Montana	11	122	11.1	2	30	
Total	13-10	71	1,006	14.2	6	83/Howard	

BRENSON'S 2025 GAME-BY-GAME STATS							
Date	Opp	Rec	Yds	Avg	TD	Long	
8/29	Kennesaw	1	41	41.0	0	41	
9/6	W. Carolina	0	0	--	0	--	

9/11	NC State	0	0	--	0	--	
9/27	Goegria Tech	0	0	--	0	--	
10/4	Virginia Tech	0	0	--	0	--	
10/11	Oregon St.	0	0	--	0	--	
10/25	SMU	0	0	--	0	--	
11/1	FSU	0	0	--	0	--	
11/8	Virginia	0	0	--	0	--	
11/15	UNC	0	0	--	0	--	
11/22	Delaware	1	22	22.0	0	22	
11/29	Duke	1	20	20.0	1	20	
Total	12-1	3	83	27.7	1	41/Kennesaw	

TIGHT ENDS

#12 KAMREAN JOHNSON  
6-5, 230, Jr., Theodore, Ala.

**Prior to Wake Forest**  
**2024 (Sophomore at Vanderbilt)**  
Appeared in all 13 games with two starts during the 2024 season for the Commodores... Recorded one catch for a six-yard touchdown in the victory over No. 1 Alabama... Earned starts at tight end against Georgia State and South Carolina... Accumulated 197 snaps on special teams throughout the season.

**2023 (Freshman at Vanderbilt)**  
Appeared in all 12 games during the 2023 season for the Commodores... Recorded 10 receptions for 99 yards and two touchdown receptions during his freshman campaign... Recorded his first career catch and first career touchdown on a 17-yard reception against Alabama A&M... Added two receptions for 19 yards and a touchdown against Kentucky... Totaled a career-high 22 yards on two receptions in the season finale against Tennessee.

**High School**  
Helped lead Theodore High School to a 13-1 record during his senior season, having totaled 12 catches for 259 yards and seven touchdowns... Rated as a three-star prospect by On3, 247Sports, and Rivals, as well as one of the 75 best players in Alabama by ESPN in his signing class... Also played basketball.

JOHNSON'S CAREER RECEIVING STATS							
	G-GS	Rec	Yds	Avg	TD	Lg/Opponent	
2023	12-0	10	99	9.9	2	17/Ala. A&M	
2024	13-2	1	6	6.0	1	6/Alabama	
2025	12-5	9	98	10.9	0	25/SMU	
Total	37-7	20	203	10.1	3	25/SMU	

JOHNSON'S 2023 GAME-BY-GAME STATS							
Date	Opp	Rec	Yds	Avg	TD	Long	
8/26	Hawaii	0	0	--	0	--	
9/2	Alabama A&M	1	17	17.0	1	17	
9/9	Wake Forest	0	0	--	0	--	
9/16	UNLV	1	11	11.0	0	11	
9/23	Kentucky	2	19	9.5	1	10	
9/30	Missouri	0	0	--	0	--	
10/7	Florida	2	11	5.5	0	6	
10/14	Georgia	0	0	--	0	--	
10/28	Ole Miss	1	13	13.0	0	13	
11/4	Auburn	0	0	--	0	--	
11/11	S. Carolina	1	6	6.0	0	6	
11/25	Tennessee	2	22	11.0	0	12	
Total	12-0	10	99	9.9	2	17/Ala. A&M	

JOHNSON'S 2024 GAME-BY-GAME STATS							
Date	Opp	Rec	Yds	Avg	TD	Long	
8/31	VT	0	0	--	0	--	
9/7	Akron	0	0	--	0	--	
9/14	Georgia St.	0	0	--	0	--	
9/21	Missouri	0	0	--	0	--	
10/5	Alabama	1	6	6.0	1	6	
10/12	Kentucky	0	0	--	0	--	
10/19	Ball State	0	0	--	0	--	
10/26	Texas	0	0	--	0	--	
11/2	Auburn	0	0	--	0	--	
11/9	S. Carolina	0	0	--	0	--	
11/23	LSU	0	0	--	0	--	
11/30	Tennessee	0	0	--	0	--	
12/27	Georgia Tech	0	0	--	0	--	
Total	13-2	1	6	6.0	1	6/Alabama	

JOHNSON'S 2025 GAME-BY-GAME STATS							
Date	Opp	Rec	Yds	Avg	TD	Long	
8/29	Kennesaw	0	0	--	0	--	
9/6	W. Carolina	2	10	5.0	0	12	

9/11	NC State	0	0	--	0	--
9/27	Georgia Tech	0	0	--	0	--
10/4	Virginia Tech	0	0	--	0	--
10/11	Oregon St.	0	0	--	0	--
10/25	SMU	1	25	25.0	0	25
11/1	FSU	1	11	11.0	0	11
11/8	Virginia	1	3	3.0	0	3
11/15	UNC	2	31	15.5	0	22
11/22	Delaware	0	0	--	0	--
11/29	Duke	2	18	9.0	0	15
Total	11-4	9	98	10.9	0	25/SMU

#25 HARRY LODGE

6-6, 240, R-Jr., Cambridge, Mass.

2024 (Redshirt Sophomore)

Saw action in 10 games with six starts during the 2024 season for the Demon Deacons... Recorded 12 catches for 100 yards while averaging 9.17 yards per catch... Made his first career start for the Demon Deacons against North Carolina A&T... Recorded a career-high 31 yards on one catch against Virginia... Recorded at least one catch in nine games throughout the season.

2023 (Redshirt Freshman)

Saw action in six games during the 2023 season for the Demon Deacons... Tallied 40 total snaps in the backfield, on the offensive line, kick return and field goal unit... Played in a season-high 12 snaps in the win against Vanderbilt... Tallied 10 or more snaps in two games during the 2023 season.

2022 (Freshman)

Did not see action in a game... Redshirted

High School

Three-sport athlete at Belmont Hill School earning eight varsity letters ... In addition to football, Lodge played basketball and lacrosse ... Rated as a 2022 WR/ TE top prep player in New England according to Excel Sports ... Garnered Honorable Mention All-ISL honors in 2019.

Personal

Son of Elizabeth (mother) and John Lodge (father) ... Has two sisters, Eliza and Fanny ... His great grandfather, Clifford Nelson, was an All-American football and basketball player ... Born on Oct. 26, 2003.

LODGE'S CAREER RECEIVING STATS

	G-GS	Rec	Yds	Avg	TD	Lg/Opponent
2023	6-0	0	0	--	0	--
2024	10-6	12	110	9.2	0	31/UVA
2025	6-0	--	--	--	--	--
Total	22-6	12	110	9.2	0	31/UVA

LODGE'S 2024 GAME-BY-GAME STATS

Date	Opp	Rec	Yds	Avg	TD	Long
8/29	NCA&T	2	7	3.5	0	4
9/7	UVA	1	31	31.0	0	31
9/15	Ole Miss	2	12	6.0	0	8
9/28	Louisiana	1	10	10.0	0	10
10/5	NC State	1	7	7.0	0	7
10/19	UConn	1	9	9.0	0	9
10/26	Stanford	--	--	--	--	--
11/8	California	1	13	13.0	0	13
11/16	UNC	2	8	4.0	0	4
11/23	Miami	1	13	13.0	0	13
Total	10-6	12	110	9.2	0	31/UVA

#84 ENI FALAYI

6-4, 240, R-Sr., Boston, Mass.

2025 (Redshirt Senior)

Led the Demon Deacons with four receptions for 52 yards in the season-opening victory against Kennesaw State... Recorded his first touchdown for the Deacs as part of a four catch, 50 yard performance in the win at Virginia Tech... Added Wake Forest's lone touchdown during the win over SMU.

Prior to Wake Forest

2024 (Redshirt Junior at Utah Tech)

Appeared in six games with four starts during the 2024 season for the Trailblazers... Earned First Team All-UAC honors... Led Utah Tech with five receiving touchdowns, while also ranking second on the team in both receptions (31) and receiving yards (417)... Recorded a team-high 48 yards on four catches in his first game with the Trailblazers against Montana State... Returned to the field after a six game absence against Austin

Peay, ending the game with four catches for 16 yards...

Recorded his first touchdown of the season against Eastern Kentucky, finishing with three catches for 52 yards... Totaled 10 receptions for 105 yards and a score to help guide Utah Tech to their lone victory of the season against Central Arkansas... Tacked on four catches for 63 yards against West Georgia... Recorded his first career multi-touchdown game during the season finale against Utah Tech, as he finished with six catches for a career-high 133 yards and three touchdowns.

Prior to Utah Tech

2023 (Redshirt Sophomore at UMass)

Appeared in 11 games during the2023 season for the Minutemen... Recorded a 14-yard reception against UConn.

2022 (Redshirt Freshman at UMass)

Appeared in eight games during the 2022 season for the Minutemen... Finished the season with two catches for 12 yards... Made his first collegiate appearance against Tulane... Notched his first career catch at Toledo... Added a five-yard reception against New Mexico State.

2021 (Freshman at UMass)

Did not see any action during the 2021 season for the Minutemen... Redshirted.

High School

Ranked as a three-star prospect and the No. 19 player in the state of Massachusetts by 247Sports... Also rated as a three-star recruit and the No. 16 prospect in Massachusetts by ESPN... Was a two-way player at the Williston Northampton School... Named to the All-Erickson League team.

Personal

Son of Sam and Anne Falayi... Born on August 9.

FALAYI'S CAREER RECEIVING STATS

	G-GS	Rec	Yds	Avg	TD	Lg/Opponent
2022	8-0	2	12	6.0	0	7/Toledo
2023	11-0	1	14	14.0	0	14/UConn
2024	6-4	31	417	13.4	5	81/S. Utah
2025	11-10	19	218	11.5	2	42/NC State
Total	36-14	53	661	12.5	7	81/S. Utah

FALAYI'S 2022 GAME-BY-GAME STATS

Date	Opp	Rec	Yds	Avg	TD	Long
9/3	Tulane	0	0	--	0	--
9/10	Toledo	1	7	7.0	0	7
10/8	Liberty	0	0	--	0	--
10/15	Buffalo	0	0	--	0	--
10/29	NMSU	1	5	5.0	0	5
11/12	Ark. State	0	0	--	0	--
11/19	Texas A&M	0	0	--	0	--
11/26	Army	0	0	--	0	--
Total	8-0	2	12	6.0	0	7/Toledo

FALAYI'S 2023 GAME-BY-GAME STATS

Date	Opp	Rec	Yds	Avg	TD	Long
8/26	NMSU	0	0	--	0	--
9/2	Auburn	0	0	--	0	--
9/16	E. Michigan	0	0	--	0	--
9/23	New Mexico	0	0	--	0	--
9/30	Ark. State	0	0	--	0	--
10/7	Toledo	0	0	--	0	--
10/14	Penn State	0	0	--	0	--
10/28	Army	0	0	--	0	--
11/4	Merrimack	0	0	--	0	--
11/18	Liberty	0	0	--	0	--
11/25	UConn	1	14	14.0	0	14
Total	11-0	1	14	14.0	0	14/UConn

FALAYI'S 2024 GAME-BY-GAME STATS

Date	Opp	Rec	Yds	Avg	TD	Long
8/31	Montana St.	4	48	12.0	0	37
10/19	Austin Peay	4	16	4.0	0	7
10/26	E. Kentucky	3	52	17.3	1	32
11/2	Cent. Ark.	10	105	10.5	1	28
11/16	W. Georgia	4	63	15.7	0	35
11/23	S. Utah	6	133	22.2	3	81
Total	6-4	31	417	13.4	5	81/S. Utah

FALAYI'S 2024 GAME-BY-GAME STATS

Date	Opp	Rec	Yds	Avg	TD	Long
8/29	Kennesaw	4	52	13.0	0	18
9/6	W. Carolina	0	0	--	0	--

9/11	NC State	1	42	42.0	0	42
9/27	Georgia Tech	3	39	13.0	0	14
10/4	Virginia Tech	4	50	12.5	1	26
10/11	Oregon St.	0	0	--	0	--
10/25	SMU	3	25	8.3	1	14
11/8	Virginia	1	6	6.0	0	6
11/15	UNC	0	0	--	0	--
11/22	Delaware	0	0	--	0	--
11/29	Duke	3	4	1.3	0	5
Total	11-10	19	218	11.5	2	42/NC State

#86 DOMINIC DELUCA

6-6, 250, R-Fr., Greenwich, Conn.

2024 (Freshman)

Saw action in three games during the 2024 season for the Demon Deacons... Played a season-high nine snaps against Clemson... Redshirted.

High School

Recorded 14 receptions for 287 yards and one touchdown during his first season at the Hun School of Princeton... Recorded 21 receptions for 340 yards and three touchdowns during his senior season at Greenwich High School... On defense at Greenwich, he recorded 36 tackles, 11 tackles-for-loss, a forced fumble, and a fumble recovery during his senior season... Recorded 63 tackles, 14.5 tackles-for-loss, 5.5 sacks, a forced fumble, and two fumble recoveries during his junior season... Two-time team captain... Named 2023 First Team All-New Jersey Prep A Team, as well as All-MAPL...Earned 2022 All-FCIAC and Walter Camp All-Connecticut First Team High School honors... Named a 2021 First Team All-FCIAC performer.

Personal

Son of Kelley and the late Larry Deluca Sr... Born on April 10, 2005.

DELUCA'S CAREER RECEIVING STATS

	G-GS	Rec	Yds	Avg	TD	Lg/Opponent
2024	3-0	0	0	--	0	--
2025	8-0	1	7	7.0	0	7/Florida St.
Total	11-0	1	7	7.0	0	7/Florida St.

DELUCA'S 2024 GAME-BY-GAME STATS

Date	Opp	Rec	Yds	Avg	TD	Long
8/29	NCA&T	0	0	--	0	--
10/12	Clemson	0	0	--	0	--
11/23	Miami	0	0	--	0	--
Total	3-0	0	0	--	0	--

DELUCA'S 2025 GAME-BY-GAME STATS

Date	Opp	Rec	Yds	Avg	TD	Long
8/29	Kennesaw	0	0	--	0	--
9/6	W. Carolina	0	0	--	0	--
9/11	NC State	0	0	--	0	--
10/4	Virginia Tech	0	0	--	0	--
10/11	Oregon St.	0	0	--	0	--
10/25	SMU	0	0	--	0	--
11/1	FSU	1	7	7.0	0	7
11/22	Delaware	0	0	--	0	--
Total	8-0	1	7	7.0	0	7/Florida St.

OFFENSIVE LINEMEN

#52 UBER AJONGO

6-6, 308, R-So., Ottawa, Ontario, Canada

2024 (Redshirt Freshman)

Appeared in four games during the 2024 seaso, earning 10 total snaps on the field goal and extra point unit... Made his first collegiate appearance in the win against North Carolina A&T.

2023 (Freshman)

Did not see any action during the 2023 season for the Demon Deacons...Redshirted.

High School

Played final season at the Phillips Exeter Academy, suiting up at left tackle while also playing along the defensive line...Helped lead the Bif Red to a 7-1 record in his lone season...Had previously played with Gridiron Academy in Canada...Started playing football in 2018.

Personal

Son of Mary Abanga...Born May 16, 2004 in Ottawa, Canada...Family is originally from South Sudan, but moved to Ottawa, Canada in 2001...Moved to England in



**2012 before moving back to Canada in 2016...Has five siblings, four brothers and one sister.**

## AJONGO'S CAREER STATS

G-GS
2024 4-0
Total 4-0

## #65 CLINTON RICHARD

6-3, 305, R-Fr., Hiram, Ga.

**2024 (Freshman)**

Did not see any action during the 2024 season for the Demon Deacons... Redshirted.

**High School**

Highest-rated 2024 Wake Forest recruit according to 247Sports composite while also being the highest-rated Wake Forest offensive line recruit in 247Sports composite history and the 11th-highest overall recruit in the 247Sports composite era... Rated as the No. 22 interior offensive lineman in the country according to Rivals.com... Invited to the Podyum Preps All-American Bowl during his senior season... Earned First Team All-Region 7 AAAAA honors... Played on both the offensive and defensive line, recording 39 solo tackles, four sack, and eight tackles-for-loss during his senior season... Led Hiram High School to the playoffs and a 9-3 record as a senior.

**Personal**

Son of Mica Richard and Ogaga Onayomake... Born on October 13, 2005.

## RICHARD'S CAREER STATS

G-GS
2025 4-3
Total 4-3

## #70 DEVIN KYLANY

6-4, 319, R-Sr., Lake Stevens, Wash.

**Prior to Wake Forest**

**2024 (Redshirt Junior at Washington State)**  
Named team captain... Started in games at center during the 2024 season for the Cougars... Allowed only two sacks in 399 pass snaps... Earned his first career start during the season-opening victory over Portland State... Named the Washington State Offensive Player of the Week in the victory at Fresno State.

**2023 (Redshirt Sophomore at Washington State)**

Appeared in all 12 games during the 2023 season for the Cougars... Primarily played on special teams.

**2022 (Redshirt Freshman at Washington State)**

Appeared in seven games during the 2022 season for the Cougars... Primarily played on special teams while also making two appearances at center against Stanford and Fresno State.

**2021 (Freshman at Washington State)**

Missed the entire 2021 season due to injury... Redshirted.

**2020 (Freshman at Washington State)**

Made his only appearance in the season-finale against Utah.

**High School**

Four-time letter winner at Lake Stevens High School... Rated as a three-star prospect and the No. 4 offensive lineman and the No. 18 overall prospect from the state of Washington according to 247Sports... Named a Red-Chip Prospect by the Seattle Times as one of the Top-100 recruits in Washington... Helped lead Lake Stevens to an 11-1 record and the quarterfinals of the Washington State 4A playoffs during his senior season... Named to the All-Wesco First Team during his junior year... Earned a Second Team All-State selection during his sophomore season... Also named First Team All-Wesco and All-Area as a sophomore... Also was a three-letter winner in wrestling.

**Personal**

Born on December 29, 2001.

## KYLANY'S CAREER STATS

G-GS
2020 1-0
2022 7-0
2023 12-0
2024 11-11

2025 12-12

Total 43-23

## #71 MELVIN SIANI

6-6, 302, R-So., Hamilton, Ontario, Canada

**Prior to Wake Forest**

**2024 (Redshirt Freshman at Temple)**  
Appeared in 11 games with nine starts during the 2024 season for the Owls... Earned the starting right tackle spot during the first five games of the season... Returned to the starting lineup against East Carolina... Made his first career start at left tackle against UTSA.

**2023 (Freshman at Temple)**

Appeared in four games with two starts during the 2023 season for the Owls... Saw his first collegiate action against Akron... Made his first career start against SMU... Redshirted.

**High School**

Three-time letter winner for head coach Kevin Burke at Wyoming Seminary Prep... Earned First Team All-Conference honors during his senior season... Also played basketball at Wyoming Seminary Prep.

**Personal**

Son of Clotilde and Justin Siani... Born on October 10, 2004.

## SIANI'S CAREER STATS

G-GS
2023 4-2
2024 11-9
2025 12-12
Total 27-23

## #73 GEORGE STEIH

6-5, 295, R-So., Franklin, Tenn.

**2024 (Redshirt Freshman)**

Saw action in all 12 games during the 2024 season... Tallied 66 snaps on the offensive line and field goal unit... Played a season-high 11 snaps against Duke.

**2023 (Freshman)**

Did not see any action during the 2023 season for the Demon Deacons... Redshirted.

**High School**

Team captain ... Played on both the offensive and defensive line in high school for his final three years ... Three-year letterman ... Helped anchor Grace Christian Academy's offensive line as they totaled 1,505 passing yards and 824 rushing yards during his senior season ... Tallied a total of 142 tackles, 24 tackles-for-loss, 11.5 sacks, two forced fumbles, one fumble recovery and one blocked field goal on defense over the course of his career ... Had a breakout junior season on the defensive line totaling a team-high 69 tackles, 19 tackles-for-loss, 10.5 sacks and three forced fumbles ... Named first team Division II Single A All Region defensive line both junior and senior year, and first team All Region offensive line senior year. Invited to the TN East West All-Star Game. All-State DL as a junior.

**Personal**

Son of Lacey and Will Steih... Born October 26, 2004.

## STEIH'S CAREER STATS

G-GS
2024 12-0
2025 10-9
Total 22-9

## #77 GEORGE SELL

6-4, 303, R-Sr., Chagrin Falls, Ohio

**2024 (Redshirt Junior)**

Saw action in all 12 games while making four starts during the 2024 season for the Demon Deacons... Tallied a career-high 445 snaps on the offensive line, punt coverage, and field goal unit... Played 50 or more snaps in four games... Earned a career-high 80 snaps against Duke.

**2023 (Redshirt Sophomore)**

Started in 11 games during the 2023 season for the Demon Deacons... Tallied a career-high 275 snaps on the offensive line, punt coverage and field goal unit... Played in a career-high 73 snaps against Duke... Played

20 or more snaps in five games during his sophomore season.

**2022 (Redshirt Freshman)**

Saw action in four games, helping lead the team to its seventh consecutive bowl game and back-to-back bowl wins with a victory over Missouri in the Gasparilla Bowl...Tallied 37 snaps over the course of the season with a season-high 24 snaps coming against Louisville.

**2021 (Freshman)**

Appeared in three games against Old Dominion as well as the ACC Atlantic Division clincher at Boston College and the ACC Championship Game against Pitt...Played a season-high 15 snaps against Old Dominion in the season opener...Redshirted

**2020 (True Freshman)**

Appeared in two games ... Made collegiate debut against No.1 Clemson (9/12).

**High School**

Conference and first team All-Lake County News-Herald ... Division III All-Northeast Ohio Lakes all-region first team honoree ... Honorable mention all-area by Cleveland.com ... Second team all-division All-Ohio by MaxPreps ... Played for Coach Jeff Grubich ... Graded out at 94 percent with 40 pancake blocks ... As a junior, started at tackle for the Bombers' who won the Division III state championship and averaged more than 400 yards and 40 points per game ... Earned first team all-conference and second team all-district honors ... Team captain.

**Personal**

Son of Nicole and Mike Sell ... Father is 6-9 and played basketball at St. Joseph's ... Born Feb. 12, 2002 ... Member of the 3.5 Honors.

## SELL'S CAREER STATS

G-GS
2020 2-0
2021 3-0
2022 4-0
2023 11-11
2024 12-4
2025 12-12
Total 44-27

## #79 FA'ALILI FA'AMOE

6-5, 317, R-Sr., Pago Pago, American Samoa

**Prior to Wake Forest**

**2024 (Redshirt Junior at Washington State)**  
Appeared in nine games with seven starts during the 2024 season for the Cougars... Named team captain... Named to preseason watchlist for the Lombardi Award, the Polynesian College Football Player of the Year, the Outland Trophy, and Reese's Senior Bowl... Made all seven starts at right tackle.

**2023 (Redshirt Sophomore at Washington State)**

Started all 12 games at right tackle during the 2023 season for the Cougars... Named to the Preseason All-Pac 12 Third Team by Athlon and the Preseason All-Pac 12 Fourth Team by Phil Steele... Named to the Polynesian College Football Player of the Year Watch List.

**2022 (Redshirt Freshman at Washington State)**

Started in seven games during the 2022 season for the Cougars... Switched to offensive tackle from defensive lineman during spring practice... Made his first career start at Oregon State, allowing only one pressure on 62 snaps... Earned the highest offensive lineman grade for the Cougars after allowing only one pressure on 41 pass snaps in the victory at Stanford.

**2021 (Freshman at Washington State)**

Made his collegiate debut in Washington State's victory over Arizona as a defensive lineman... Redshirted.

**2020 (Freshman at Washington State)**

Did not see any action during the 2020 season for the Cougars.

**High School**

Attended Leone High School in American Samoa... Named team captain for Leone during his senior season... Was one of two players from American Samoa to be selected to participate in the 2020 Polynesian Bowl

in Honolulu, Hawaii.

Personal

Born on January 29, 2002.

FA'AMOE'S CAREER STATS

	G-GS
2022	7-7
2023	12-12
2024	9-7
2025	11-11
Total	39-37

DEFENSIVE LINEMEN

#7 NUER GATKUOTH  
6-3, 237, R-Jr., Edmonton, Alberta, Canada

2025 (Redshirt Junior)

Recorded three tackles with two tackles for loss and a sack in the win against Virginia Tech... Totaled six tackles with a sack and an interception in the win against Oregon State... Forced a fumble in the win over No. 12 Virginia... Added a sack in the win against North Carolina... Recorded a sack in the home finale against Delaware.

Prior to Wake Forest

2024 (Redshirt Sophomore at Colorado State)

Appeared in seven games during the 2024 season for the Rams... Finished his redshirt sophomore season with 15 tackles with seven solo efforts, four tackles-for-loss, a sack, and a forced fumble... Recorded a forced fumble to go along with two tackles and a tackle-for-loss against Oregon State... Added his lone sack of the season against Fresno State... Tallied a season-high eight tackles with three solo tackles and a tackle-for-loss against Utah State.

2023 (Redshirt Freshman at Colorado State)

Appeared in and started in 10 games during the 2023 season for the Rams... Named to the The Athletic's Freshman All-American team... Recorded 53 tackles with 17 solo tackles, 6.5 tackles-for-loss, 0.5 sacks, two pass breakups, an interception, and a forced fumble... Made his first career start for the Rams against Washington State, totaling one tackle... Recorded seven tackles with four solo efforts and a career-high two tackles-for-loss, along with a forced fumble and a pass breakup... Notched a career-high 15 tackles with three solo efforts and 1.5 tackles-for-loss against Air Force... Credited with his first sack to go along with three tackles, including two solo efforts, in the season finale against Hawaii.

2022 (Freshman at Colorado State)

Did not see any action during the 2022 season for the Rams... Named Scout Team Special Teams Player of the Year... Redshirted.

High School

Played his senior season at Champion Prep Academy in Atlanta... Attended West Toronto Prep and Austin O'Brien High School prior to transferring to Champion Prep Academy... Named West Toronto Prep's Defensive Most Valuable Player from 2017-19 and was Carr Conference All-Star.

Personal

Born on May 3, 2002.

GATKOUTH'S CAREER DEFENSIVE STATS

	G-GS	S-A-Tot	TFL-Yds	Sk-Yds	Int-Yds	PBU	FF-FR
2023	10-10	17-36-53	6.5-38	0.5-3	1-0	2	1-0
2024	7-0	7-8-15	4.0-15	1.0-9	0-0	0	1-0
2025	11-0	17-20-37	8.0-48	6.0-45	1-0	0	1-0
Total	28-10	41-64-105	18.5-101	7.5-57	2-0	2	3-0

GATKOUTH'S 2023 GAME-BY-GAME STATS

Date	Opp.	S-A-Tot	TFL-Yds	Sk-Yds	Int-Yds	PBU	FF-FR
9/2	Wash. St.	0-1-1	0.5-5	0-0	0-0	0	0-0
9/16	Colorado	4-0-4	0-0	0-0	0-0	0	0-0
9/23	MTSU	4-3-7	2.0-23	0-0	0-0	1	1-0
9/20	Utah Tech	1-7-8	1.0-3	0-0	0-0	1	0-0
10/7	Utah State	1-5-6	0-0	0-0	0-0	0	0-0
10/14	Boise St.	1-4-5	1.0-2	0-0	0-0	0	0-0
10/28	Air Force	3-12-15	1.5-2	0-0	0-0	0	0-0
11/11	SOSU	1-1-2	0-0	0-0	0-0	0	0-0
11/18	Nevada	0-2-2	0-0	0-0	1-0	0	0-0
11/25	Hawaii	2-1-3	0.5-3	0.5-3	0-0	0	0-0

Total	10-10	17-36-53	6.5-38	0.5-3	1-0	2	1-0
-------	-------	----------	--------	-------	-----	---	-----

GATKOUTH'S 2024 GAME-BY-GAME STATS

Date	Opp.	S-A-Tot	TFL-Yds	Sk-Yds	Int-Yds	PBU	FF-FR
10/5	Dre. St.	2-0-2	1.0-2	0-0	0-0	0	1-0
10/19	Air Force	0-0-0	0-0	0-0	0-0	0	0-0
10/26	New Mex.	0-1-1	0-0	0-0	0-0	0	0-0
11/2	Nevada	0-0-0	0-0	0-0	0-0	0	0-0
11/15	Wyoming	1-2-3	1.0-2	0-0	0-0	0	0-0
11/23	Fresno St.	1-0-1	1.0-9	1.0-9	0-0	0	0-0
11/30	Utah State	3-5-8	1.0-2	0-0	0-0	0	0-0
Total	7-0	7-8-15	4.0-15	1.0-9	0-0	0	0-0

GATKOUTH'S 2025 GAME-BY-GAME STATS

Date	Opp.	S-A-Tot	TFL-Yds	Sk-Yds	Int-Yds	PBU	FF-FR
8/29	Kennesaw	1-2-3	0-0	0-0	0-0	0	0-0
9/6	W. Carolina	0-3-3	0.5-1	0-0	0-0	0	0-0
9/11	NC State	1-5-6	0-0	0-0	0-0	0	0-0
9/27	Georgia Tech	3-1-4	0-0	0-0	0-0	0	0-0
10/4	Virginia Tech	2-1-3	2.0-9	1.0-8	0-0	0	0-0
10/11	Oregon St.	3-3-6	1.0-10	1.0-10	1-0	0	0-0
10/25	SMU	0-1-1	0.5-1	0-0	0-0	0	0-0
11/1	FSU	1-0-1	1.0-6	1.0-6	0-0	0	0-0
11/8	Virginia	2-1-3	1.0-5	1.0-5	0-0	0	1-0
11/15	UNC	2-2-4	1.0-9	1.0-9	0-0	0	0-0
11/22	Delaware	2-1-3	1.0-7	1.0-7	0-0	0	0-0
Total	11-0	17-20-37	8.0-48	6.0-45	1-0	0	1-0

#8 JAYDEN LOVING

6-2, 317, R-Sr., Hamilton, Ala.

2025 (Redshirt Senior)

Totaled two tackles-for-loss, including a sack, in the season-opening victory against Kennesaw State... Recorded 1.5 tackles-for-loss, including a sack, against Western Carolina... Added a fumble recovery in the wins against both Oregon State, SMU, and Delaware.

Prior to Wake Forest

2024 (Redshirt Junior at Western Kentucky)

Appeared in the first five games of the 2024 season for the Hilltoppers... Recorded nine tackles with five solo tackles and 0.5 tackles-for-loss... Posted a season-high five tackles with one solo tackle and 0.5 tackles-for-loss against Toledo.

2023 (Redshirt Sophomore at Western Kentucky)

Appeared in all 13 games with one start during the 2023 season for the Hilltoppers... Recorded 26 tackles with 16 solo tackles, three tackles-for-loss, and two sacks, along with two quarterback hurries and two pass breakups... Recorded three solo tackles with a sack in the season opener against South Florida... Made his first start for the Hilltoppers against Ohio State, recording two tackles and a pass breakup... Notched a season-high seven tackles with four solo tackles against Troy... Added his second sack as part of a three tackle performance against UTEP.

Prior to Western Kentucky

2022 (Redshirt Freshman at Bethune-Cookman)

Started in all 11 games during the 2022 season for the Wildcats... Recorded 37 tackles with 15 solo tackles, seven tackles-for-loss, and 4.5 sacks, along with two quarterback hurries, one pass breakup, and a blocked kick... Recorded his first collegiate sack while also adding a blocked kick against Grambling State... Notched three solo tackles, including a sack, against Tennessee State... Recorded six tackles with a season-high four solo tackles and half a sack... Set a career-high with eight tackles, including two solo tackles and a sack, against Prairie View A&M.

2021 (Freshman at Bethune-Cookman)

Appeared in two games during the 2021 season for the Wildcats... Recorded two tackles with one solo tackle against South Carolina State... Redshirted.

High School

Attended Hamilton High School... Named Class 4A Second Team All-State during his senior season.

Personal

Son of Mae Williams... Born on April 8, 2003.

LOVING'S CAREER DEFENSIVE STATS

	G-GS	S-A-Tot	TFL-Yds	Sk-Yds	Int-Yds	PBU	FF-FR
2021	2-0	1-1-2	0-0	0-0	0-0	0	0-0
2022	11-11	15-22-37	7.0-42	4.5-35	0-0	1	0-0
2023	13-1	16-20-36	3.0-9	2.0-6	0-0	2	0-0
2024	5-0	5-4-9	0.5-1	0-0	0-0	0	0-0

2025	12-1	12-27-39	7.5-25	2.0-17	0-0	1	0-3
Total	44-13	49-74-123	18.0-77	8.5-58	0-0	4	0-3

LOVING'S 2021 GAME-BY-GAME STATS

Date	Opp.	S-A-Tot	TFL-Yds	Sk-Yds	Int-Yds	PBU	FF-FR
9/11	UCF	0-0-0	0-0	0-0	0-0	0	0-0
10/2	SCSU	1-1-2	0-0	0-0	0-0	0	0-0
Total	2-0	1-1-2	0-0	0-0	0-0	0	0-0

LOVING'S 2022 GAME-BY-GAME STATS

Date	Opp.	S-A-Tot	TFL-Yds	Sk-Yds	Int-Yds	PBU	FF-FR
9/3	Miami (FL)	0-1-1	0-0	0-0	0-0	0	0-0
9/10	SCSU	1-2-3	1.0-3	0-0	0-0	0	0-0
9/24	Grambling	1-1-2	1.0-14	1.0-14	0-0	0	0-0
10/1	Ala. A&M	0-1-1	0-0	0-0	0-0	1	0-0
10/8	Tenn. St.	3-0-3	1.0-7	1.0-7	0-0	0	0-0
10-15	Jackson St.	3-2-5	0-0	0-0	0-0	0	0-0
10/22	MVSU	4-2-6	0.5-4	0.5-4	0-0	0	0-0
10/29	PVAM&S	2-6-8	1.0-3	1.0-3	0-0	0	0-0
11/5	Ala. State	0-3-3	1.0-1	0-0	0-0	0	0-0
11/12	Alcorn St.	0-4-4	0.5-3	0-0	0-0	0	0-0
11/19	FA&M	1-0-1	1.0-7	1.0-7	0-0	0	0-0
Total	11-11	15-22-37	7.0-42	4.5-35	0-0	1	0-0

LOVING'S 2023 GAME-BY-GAME STATS

Date	Opp.	S-A-Tot	TFL-Yds	Sk-Yds	Int-Yds	PBU	FF-FR
9/2	USF	3-0-3	1.0-4	1.0-4	0-0	0	0-0
9/9	Hou. Christ.	0-1-1	0-0	0-0	0-0	0	0-0
9/16	Ohio State	0-2-2	0-0	0-0	0-0	1	0-0
9/23	Troy	4-3-7	0-0	0-0	0-0	1	0-0
9/28	MTSU	1-3-4	1.0-3	0-0	0-0	0	0-0
10/5	La. Tech	2-1-3	0-0	0-0	0-0	0	0-0
10/17	JVSU	1-1-2	0-0	0-0	0-0	0	0-0
10/24	Liberty	0-3-3	0-0	0-0	0-0	0	0-0
11/4	UTEP	1-2-3	1.0-2	1.0-2	0-0	0	0-0
11/11	NMSU	0-0-0	0-0	0-0	0-0	0	0-0
11/18	SHSU	3-1-4	0-0	0-0	0-0	0	0-0
11/25	FIU	0-0-0	0-0	0-0	0-0	0	0-0
12/18	ODU	1-3-4	0-0	0-0	0-0	0	0-0
Total	13-1	16-20-36	3.0-9	2.0-6	0-0	2	0-0

LOVING'S 2024 GAME-BY-GAME STATS

Date	Opp.	S-A-Tot	TFL-Yds	Sk-Yds	Int-Yds	PBU	FF-FR
8/31	Alabama	1-0-1	0-0	0-0	0-0	0	0-0
9/7	E. Kentucky	0-0-0	0-0	0-0	0-0	0	0-0
9/14	MTSU	1-0-1	0-0	0-0	0-0	0	0-0
9/21	Toledo	1-4-5	0.5-1	0-0	0-0	0	0-0
9/28	BC	2-0-2	0-0	0-0	0-0	0	0-0
Total	5-0	5-4-9	0.5-1	0-0	0-0	0	0-0

LOVING'S 2025 GAME-BY-GAME STATS

Date	Opp.	S-A-Tot	TFL-Yds	Sk-Yds	Int-Yds	PBU	FF-FR
8/29	Kennesaw	2-0-2	2.0-5	1.0-3	0-0	0	0-0
9/6	W. Carolina	1-4-5	1.5-14	1.0-14	0-0	0	0-0
9/11	NC State	2-1-3	1.0-1	0-0	0-0	0	0-0
9/27	Georgia Tech	0-3-3	0-0	0-0	0-0	0	0-0
10/4	Virginia Tech	0-3-3	0.5-0	0-0	0-0	0	0-0
10/11	Oregon St.	1-0-1	0-0	0-0	0-0	0	0-1
10/25	SMU	1-3-4	0.5-1	0-0	0-0	0	0-1
11/1	FSU	1-3-4	1.0-1	0-0	0-0	0	0-0
11/8	Virginia	2-0-2	0-0	0-0	0-0	0	0-0
11/15	UNC	1-2-3	0.5-2	0-0	0-0	0	0-0
11/22	Delaware	0-4-4	0-0	0-0	0-0	1	0-1
11/29	Duke	2-3-5	1.0-1	0-0	0-0	0	0-0
Total	12-1	12-27-39	6.5-24	2.0-17	0-0	1	0-3

#10 GABE KIRSCHKE

6-5, 249, R-Jr., Long Tree, Colo.

2025 (Redshirt Junior)

Totaled three tackles, including a sack, during the season-opening victory over Kennesaw State... Recorded a strip sack in the win against SMU... Added a strip sack and a fumble recovery against Florida State... Recorded five tackles, including a pair of TFLs and a sack, against Duke.

Prior to Wake Forest

2024 (Redshirt Sophomore at Colorado State)

Started in all 13 games during the 2024 season for the Rams... Recorded 42 tackles with 12 solo tackles, 10 tackles-for-loss, and 6.5 sacks... Also totaled eight quarterback hurries, two pass breakups, two forced fumbles, a fumble recovery, an interception, and a blocked kick... Earned his first career start in the season opener at Texas, recording two solo tackles, including his first sack of his career... Recorded four tackles with half a tackle-for-loss and two quarterback hurries in the win over Northern Colorado... Added five tackles with one tackle-for-loss against Colorado... Notched

# WAKE FOREST FOOTBALL

a sack against UTEP... Recorded six tackles with three solo tackles and a career-high 1.5 sacks, as well as a blocked kick, in the victory at Air Force... Added an 11-yard sack against Nevada... Set a career-best with eight tackles with 1.5 tackles-for-loss and one sack in the Arizona Bowl against Miami (OH).

**Prior to Colorado State**  
**2023 (Redshirt Freshman at Wisconsin)**  
**Did not see any action during the 2023 season for the Badgers.**

**2022 (Freshman at Wisconsin)**  
**Saw action against Iowa during the 2022 season for the Badgers... Reshirted.**

**High School**  
**Played for coach Donnie Yantis at Valor Christian...**  
**Named First Team All-State during his senior season...**  
**Recorded 60 tackles with 5.5 sack during his senior season.**

**Personal**  
**Son of Amy and Travis Kirschke... His father, Travis, played football at UCLA... His sister, Ella, swam for UCLA... His brother, Blake, plays lacrosse at Denver...**  
**Born on October 27, 2003.**

## KIRSCHKE'S CAREER DEFENSIVE STATS

	G-GS	S-A-Tot	TFL-Yds	Sk-Yds	Int-Yds	PBU	FF-FR
2022	1-0	0-0-0	0-0	0-0	0-0	0	0-0
2024	13-13	12-30-42	100-59	65-46	1-0	2	2-1
2025	12-12	17-15-32	75-27	40-19	0-0	0	2-1
<b>Total</b>	<b>26-25</b>	<b>29-45-74</b>	<b>175-86</b>	<b>105-65</b>	<b>1-0</b>	<b>2</b>	<b>4-2</b>

## KIRSCHKE'S 2022 GAME-BY-GAME STATS

Date	Opp.	S-A-Tot	TFL-Yds	Sk-Yds	Int-Yds	PBU	FF-FR
11/2	Iowa	0-0-0	0-0	0-0	0-0	0	0-0
<b>Total</b>	<b>1-0</b>	<b>0-0-0</b>	<b>0-0</b>	<b>0-0</b>	<b>0-0</b>	<b>0</b>	<b>0-0</b>

## KIRSCHKE'S 2024 GAME-BY-GAME STATS

Date	Opp.	S-A-Tot	TFL-Yds	Sk-Yds	Int-Yds	PBU	FF-FR
8/31	Texas	2-0-2	10-6	10-6	0-0	0	0-0
9/7	N. Colo.	0-4-4	0-1	0-0	0-0	0	0-0
9/14	Colorado	0-5-5	10-2	0-0	0-0	0	0-0
9/21	UTEP	1-1-2	10-10	10-10	0-0	0	1-0
10/5	Ore State	1-2-3	0-0	0-0	1-0	0	0-0
10/12	SJSU	0-1-1	0-0	0-0	0-0	0	0-0
10/19	Air Force	3-3-6	15-7	15-7	0-0	1	1-0
10/26	New Mex.	1-2-3	0-0	0-0	0-0	0	0-0
11/2	Nevada	1-0-1	10-11	10-11	0-0	0	0-1
11/15	Wyoming	0-3-3	0-1	0-0	0-0	0	0-0
11/23	Fresno St.	2-1-3	15-12	0-5-4	0-0	1	0-0
11/29	Utah State	0-1-1	0-5-5	0-5-5	0-0	0	0-0
12/28	Miami (OH)	1-7-8	15-4	10-3	0-0	0	0-0
<b>Total</b>	<b>13-13</b>	<b>12-30-42</b>	<b>100-59</b>	<b>65-46</b>	<b>1-0</b>	<b>2</b>	<b>2-1</b>

## KIRSCHKE'S 2025 GAME-BY-GAME STATS

Date	Opp.	S-A-Tot	TFL-Yds	Sk-Yds	Int-Yds	PBU	FF-FR
8/29	Kennesaw	2-1-3	10-2	10-2	0-0	0	0-0
9/6	W. Carolina	0-1-1	0-5-0	0-0	0-0	0	0-0
9/11	NC State	10-1	0-0	0-0	0-0	0	0-0
9/27	Georgia Tech	3-2-5	10-3	0-0	0-0	0	0-0
10/4	Virginia Tech	1-0-1	0-0	0-0	0-0	0	0-0
10/11	Oregon St.	2-1-3	0-0	0-0	0-0	0	0-0
10/25	SMU	3-1-4	10-1	10-1	0-0	0	1-0
11/1	FSU	2-2-4	10-8	10-8	0-0	0	1-1
11/8	Virginia	0-2-2	0-0	0-0	0-0	0	0-0
11/15	UNC	0-2-2	0-1	0-0	0-0	0	0-0
11/22	Delaware	0-1-1	0-5-2	0-0	0-0	0	0-0
11/29	Duke	3-2-5	20-10	10-8	0-0	0	0-0
<b>Total</b>	<b>12-12</b>	<b>17-15-32</b>	<b>75-27</b>	<b>40-19</b>	<b>0-0</b>	<b>0</b>	<b>2-1</b>

## #11 LANGSTON HARDY 6-4, 250, R-Jr., Jacksonville, Fl.

**2025 (Redshirt Junior)**  
**Recorded a career-high 2.5 sacks in the victory against Western Carolina...Added two tackles for loss against NC State... Totalled four tackles with a sack in the win against Virginia Tech... Added a sack as part of a seven tackle performance in the victory over Oregon State... Recovered a fumble in the win over No. 12 Virginia... Recorded a sack in the victory against North Carolina... Tallied eight tackles with two tackles-for-loss against Duke.**

**Prior to Wake Forest**  
**2024 (Redshirt Sophomore at UConn)**  
**Started in all 14 games during the 2024 season for the**

**Huskies, helping them to a nine win season for the first time since 2007... Recorded 44 total tackles with 19 solo tackles, seven tackles-for-loss, and 3.5 sacks, as well as three quarterback hurries, a forced fumble, and an interception... Notched four solo tackles with a tackle-for-loss in the victory over Maryland... Returned an interception 64 yards for a touchdown against Duke to go along with three tackles, including two solo tackles and a tackle-for-loss... Tallied three solo tackles with a career-high two sack in the win against Buffalo... Recorded a career-high eight tackles with three solo efforts against Temple... Notched seven tackles with one solo tackle, a sack, and a forced fumble in the season finale against Massachusetts.**

**2023 (Redshirt Freshman at UConn)**  
**Saw action in eight games during the 2023 season for the Huskies... Made four tackles with two solo tackles... Recorded two tackles, including one solo tackle, against Rice.**

**2022 (Freshman at UConn)**  
**Saw action against Utah State during the 2022 season for the Huskies... Redshirted.**

**High School**  
**Helped lead Sandalwood High School to the third round of the 2020 state playoffs... Previously played at Episcopal School of Jacksonville... Competed in 11 games, posting 49 tackles and oe pick six... Also saw time at receiver as a junior, racking up 332 yards on 22 receptions and caught seven touchdown passes... Earned All-State honors his junior and senior years and was an All-City selection his sophomore, junior, and senior years... Also named All-City in baseball.**

**Personal**  
**Son of Kevin and Terrie Hardy... His father, Kevin, was an NFL Pro Bowl linebacker... Brother, Camden, is a red-shirt freshman at Wake Forest... Born on April 14, 2003.**

## HARDY'S CAREER DEFENSIVE STATS

	G-GS	S-A-Tot	TFL-Yds	Sk-Yds	Int-Yds	PBU	FF-FR
2022	1-0	0-0-0	0-0	0-0	0-0	0	0-0
2023	7-0	2-2-4	0-0	0-0	0-0	0	0-0
2024	12-12	19-25-44	70-37	35-28	1-64	0	1-0
2025	12-12	28-39-67	170-67	70-47	0-0	0	0-1
<b>Total</b>	<b>32-24</b>	<b>49-66-115</b>	<b>240-104</b>	<b>105-75</b>	<b>1-64</b>	<b>0</b>	<b>1-0</b>

## HARDY'S 2022 GAME-BY-GAME STATS

Date	Opp.	S-A-Tot	TFL-Yds	Sk-Yds	Int-Yds	PBU	FF-FR
8/27	Utah State	0-0-0	0-0	0-0	0-0	0	0-0
<b>Total</b>	<b>1-0</b>	<b>0-0-0</b>	<b>0-0</b>	<b>0-0</b>	<b>0-0</b>	<b>0</b>	<b>0-0</b>

## HARDY'S 2023 GAME-BY-GAME STATS

Date	Opp.	S-A-Tot	TFL-Yds	Sk-Yds	Int-Yds	PBU	FF-FR
9/30	Utah State	0-0-0	0-0	0-0	0-0	0	0-0
10/7	Rice	1-1-2	0-0	0-0	0-0	0	0-0
10/21	USF	0-0-0	0-0	0-0	0-0	0	0-0
10/28	BC	0-0-0	0-0	0-0	0-0	0	0-0
11/4	Tennessee	1-0-1	0-0	0-0	0-0	0	0-0
11/11	JMU	0-0-0	0-0	0-0	0-0	0	0-0
11/18	SHU	0-0-0	0-0	0-0	0-0	0	0-0
11/25	UMass	0-1-1	0-0	0-0	0-0	0	0-0
<b>Total</b>	<b>7-0</b>	<b>2-2-4</b>	<b>0-0</b>	<b>0-0</b>	<b>0-0</b>	<b>0</b>	<b>0-0</b>

## HARDY'S 2024 GAME-BY-GAME STATS

Date	Opp.	S-A-Tot	TFL-Yds	Sk-Yds	Int-Yds	PBU	FF-FR
8/31	Maryland	4-0-4	10-1	0-0	0-0	0	0-0
9/7	Merrimack	0-1-1	0-0	0-0	0-0	0	0-0
9/14	Duke	2-1-3	10-2	0-0	1-64	0	0-0
9/21	FAU	1-1-2	0-0	0-0	0-0	0	0-0
9/28	Buffalo	3-0-3	20-17	20-17	0-0	0	0-0
10/5	Temple	3-5-8	0-0	0-0	0-0	0	0-0
10/19	Wake	1-4-5	0-0	0-0	0-0	0	0-0
10/26	Rice	1-5-6	0-1	0-0	0-0	0	0-0
11/1	Georgia St.	1-1-2	0-5-5	0-5-5	0-0	0	0-0
11/9	UAB	2-0-2	10-5	0-0	0-0	0	0-0
11/23	Syracuse	0-1-1	0-0	0-0	0-0	0	0-0
11/30	UMass	1-6-7	10-6	10-6	0-0	0	0-0
<b>Total</b>	<b>12-12</b>	<b>19-25-44</b>	<b>70-37</b>	<b>35-28</b>	<b>1-64</b>	<b>0</b>	<b>1-0</b>

## HARDY'S 2025 GAME-BY-GAME STATS

Date	Opp.	S-A-Tot	TFL-Yds	Sk-Yds	Int-Yds	PBU	FF-FR
8/29	Kennesaw	2-2-4	0-0	0-0	0-0	0	0-0
9/6	W. Carolina	2-2-4	25-18	25-18	0-0	0	0-0
9/11	NC State	4-3-7	30-8	0-0	0-0	0	0-0
9/27	Georgia Tech	2-5-7	0-5-0	0-0	0-0	0	0-0
10/4	Virginia Tech	1-3-4	10-11	10-11	0-0	0	0-0
10/11	Oregon St.	2-5-7	10-5	10-5	0-0	0	0-0

10/25	SMU	2-3-5	15-4	0-0	0-0	0	0-0
11/1	FSU	2-4-6	20-2	0-0	0-0	0	0-0
11/8	Virginia	3-4-7	0-1	0-0	0-0	0	0-1
11/15	UNC	1-2-3	10-2	10-2	0-0	0	0-0
11/22	Delaware	4-1-5	20-10	10-7	0-0	0	0-0
11/29	Duke	3-5-8	20-6	0-5-4	0-0	0	0-0
<b>Total</b>	<b>12-12</b>	<b>28-39-67</b>	<b>170-67</b>	<b>70-47</b>	<b>0-0</b>	<b>0</b>	<b>0-1</b>

## #18 BJ WILLIAMS

**6-4, 273, R-Sr., Johnston, S.C.**

**2025 (Redshirt Senior)**  
**Blocked a field goal attempt during the win against Oregon State.**

**2024 (Redshirt Junior):**  
**Started all twelve games of the season...Ended the season with a career-high 23 total tackles, including nine solo and 14 assisted...Recorded a career-high four tackles against UConn...Finished with 2.5 tackles-for-losses.**

**2023 (Redshirt Sophomore)**  
**Saw action in 11 games during the 2023 season... Finished the season with a career-high 11 tackles with three solo tackles and two pass breakups... Tied his career-high with three tackles against Elon and Clemson.**

**2022 (Redshirt Freshman)**  
**Saw action in five games during the 2022 season, helping lead the team to its seventh consecutive bowl game and back-to-back bowl wins with a victory over Missouri in the Gasparilla Bowl...Finished the season with three tackles recording them against VMI, Army and North Carolina.**

**2021 (Freshman)**  
**Did not see action during the 2021 season...Redshirted**

**High School**  
**Played for Head Coach Antwaun Hillary ... Rated as the No. 19 prospect in the state of South Carolina by 247sports ... Limited to three games in 2020 due to COVID-19 ... Earned Region Defensive Player of the Year honors as a junior ... Caught 12 passes for 171 yards and three touchdowns in the 2019 season ... Was a team captain and two-time Defensive Player of the Game at Strom Thurmond ... Football and Basketball team captain ... Earned All-Region honors in basketball ... Placed on academic honor roll all four years at Strom Thurmond ... Selected to the Georgia/South Carolina All-Star Game.**

**Personal**  
**Son of Renee and Brandon Williams**

## WILLIAMS' CAREER DEFENSIVE STATS

	G-GS	S-A-Tot	TFL-Yds	Sk-Yds	Int-Yds	PBU	FF-FR
2022	5-0	0-3-3	0-0	0-0	0-0	0	0-0
2023	11-0	3-8-11	0-0	0-0	0-0	1	0-0
2024	12-12	9-14-23	25-7	0-5-5	0-0	0	0-2
2025	12-0	1-2-3	0-0	0-0	0-0	0	0-0
<b>Total</b>	<b>40-12</b>	<b>13-27-40</b>	<b>25-7</b>	<b>0-5-5</b>	<b>0-0</b>	<b>0</b>	<b>0-2</b>

## WILLIAMS' 2022 GAME-BY-GAME STATS

Date	Opp.	S-A-Tot	TFL-Yds	Sk-Yds	Int-Yds	PBU	FF-FR
9/1	VMI	0-1-1	0-0	0-0	0-0	0	0-0
10/8	Army	0-1-1	0-0	0-0	0-0	0	0-0
10/29	Louisville	0-0-0	0-0	0-0	0-0	0	0-0
11/12	UNC	0-1-1	0-0	0-0	0-0	0	0-0
12/23	Missouri	0-0-0	0-0	0-0	0-0	0	0-0
<b>Total</b>	<b>5-0</b>	<b>0-3-3</b>	<b>0-0</b>	<b>0-0</b>	<b>0-0</b>	<b>0</b>	<b>0-0</b>

## WILLIAMS' 2023 GAME-BY-GAME STATS

Date	Opp.	S-A-Tot	TFL-Yds	Sk-Yds	Int-Yds	PBU	FF-FR
8/31	Elon	0-3-3	0-0	0-0	0-0	0	0-0
9/9	Vandy	0-0-0	0-0	0-0	0-0	1	0-0
9/16	ODU	0-0-0	0-0	0-0	0-0	0	0-0
9/23	GT	0-1-1	0-0	0-0	0-0	0	0-0
10/7	Clemson	1-2-3	0-0	0-0	0-0	0	0-0
10/14	VT	0-1-1	0-0	0-0	0-0	0	0-0
10/21	Pitt	0-0-0	0-0	0-0	0-0	0	0-0
10/28	FSU	1-0-1	0-0	0-0	0-0	0	0-0
11/2	Duke	1-1-2	0-0	0-0	0-0	0	0-0
11/11	NCST	0-0-0	0-0	0-0	0-0	0	0-0
11/25	Syracuse	0-0-0	0-0	0-0	0-0	0	0-0
<b>Total</b>	<b>11-0</b>	<b>3-8-11</b>	<b>0-0</b>	<b>0-0</b>	<b>0-0</b>	<b>1</b>	<b>0-0</b>

## WILLIAMS' 2024 GAME-BY-GAME STATS



Date	Opp.	S-A-Tot	TFL-Yds	Sk-Yds	Int-Yds	PBU	FF-FR
8/29	NC A&T	1-0-1	0-0	0-0	0-0	0	0-0
9/7	Virginia	1-2-3	0.5-0	0-0	0-0	0	0-0
9/14	Ole Miss	0-4-4	0-0	0-0	0-0	0	0-1
9/28	Louisiana	2-1-3	0-0	0-0	0-0	0	0-0
10/5	NC ST	1-0-1	0-0	0-0	0-0	0	0-0
10/12	Clemson	0-1-1	0-0	0-0	0-0	0	0-0
10/19	UConn	1-3-4	0.5-1	0-0	0-0	0	0-0
10/26	Stanford	0-0-0	0-0	0-0	0-0	0	0-0
11/8	California	1-1-2	0.5-5	0.5-5	0-0	0	0-0
11/19	UNC	1-0-1	1.0-1	0-0	0-0	0	0-1
11/23	Miami	1-0-1	0-0	0-0	0-0	0	0-0
11/30	Duke	0-2-2	0-0	0-0	0-0	0	0-0
Total	12-12	9-14-23	2.5-7	0.5-5	0-0	0	0-2

WILLIAMS' 2025 GAME-BY-GAME STATS

Date	Opp.	S-A-Tot	TFL-Yds	Sk-Yds	Int-Yds	PBU	FF-FR
8/29	Kennesaw	0-1-1	0-0	0-0	0-0	0	0-0
9/6	W. Carolina	0-0-0	0-0	0-0	0-0	0	0-0
9/11	NC State	1-0-1	0-0	0-0	0-0	0	0-0
9/27	Georgia Tech	0-0-0	0-0	0-0	0-0	0	0-0
10/4	Virginia Tech	0-0-0	0-0	0-0	0-0	0	0-0
10/11	Oregon St.	0-0-0	0-0	0-0	0-0	0	0-0
10/25	SMU	0-0-0	0-0	0-0	0-0	0	0-0
11/1	FSU	0-0-0	0-0	0-0	0-0	0	0-0
11/8	Virginia	0-0-0	0-0	0-0	0-0	0	0-0
11/15	UNC	0-0-0	0-0	0-0	0-0	0	0-0
11/22	Delaware	0-1-1	0-0	0-0	0-0	0	0-0
11/29	Duke	0-0-0	0-0	0-0	0-0	0	0-0
Total	12-0	1-2-3	0-0	0-0	0-0	0	0-0

#42 TYLER WALTON

6-5, 265, R-So., Suwanee, Ga.

2024 (Redshirt Freshman)

Saw action in two games during the 2024 season for the Demon Deacons... Recorded three total tackles... Totaled two tackles versus North Carolina A&T.

2023 (Freshman)

Did not see any action during the 2023 season for the Demon Deacons... Redshirted.

High School

Team Captain... Played two years on varsity at North Gwinett High School... Recorded 101 tackles, 35 tackles-for-loss, and 16 sacks in 20 career games... Helped lead his team to a 10-3 record (6-0 in district play) and a trip to the quarterfinals of the Georgia Class 7A playoffs as a senior... Tallied 54 tackles, 18 tackles-for-loss, eight sacks, and a forced fumble in nine appearances during his senior season... Racked up 21 tackles, 17 tackles-for-loss, eight sacks, a team-high three forced fumbles and two fumble recoveries in his junior campaign... Earned an appearance in the second round of the playoffs.

Personal

Son of Sharonda and Brandon Walton... Born on February 23, 2005.

WALTON'S CAREER DEFENSIVE STATS

Date	G-GS	S-A-Tot	TFL-Yds	Sk-Yds	Int-Yds	PBU	FF-FR
2024	2-0	2-1-3	0-0	0-0	0-0	0	0-0
2025	12-0	6-9-15	0-0	0-0	0-0	1	0-0
Total	14-0	8-10-18	0-0	0-0	0-0	1	0-0

WALTON'S 2024 GAME-BY-GAME STATS

Date	Opp.	S-A-Tot	TFL-Yds	Sk-Yds	Int-Yds	PBU	FF-FR
8/29	NC A&T	2-0-2	0-0	0-0	0-0	0	0-0
9/7	Virginia	0-1-1	0-0	0-0	0-0	0	0-0
Total	2-0	2-1-3	0-0	0-0	0-0	0	0-0

WALTON'S 2025 GAME-BY-GAME STATS

Date	Opp.	S-A-Tot	TFL-Yds	Sk-Yds	Int-Yds	PBU	FF-FR
8/29	Kennesaw	1-0-1	0-0	0-0	0-0	1	0-0
9/6	W. Carolina	1-1-2	0-0	0-0	0-0	0	0-0
9/11	NC State	0-0-0	0-0	0-0	0-0	0	0-0
9/27	Georgia Tech	1-0-1	0-0	0-0	0-0	0	0-0
10/4	Virginia Tech	0-1-1	0-0	0-0	0-0	0	0-0
10/11	Oregon St.	1-2-3	0-0	0-0	0-0	0	0-0
10/25	SMU	2-1-3	0-0	0-0	0-0	0	0-0
11/1	FSU	0-1-1	0-0	0-0	0-0	0	0-0
11/8	Virginia	0-1-1	0-0	0-0	0-0	0	0-0
11/15	UNC	0-0-0	0-0	0-0	0-0	0	0-0
11/22	Delaware	0-1-1	0-0	0-0	0-0	0	0-0
11/29	Duke	0-1-1	0-0	0-0	0-0	0	0-0

Total	12-0	6-9-15	0-0	0-0	0-0	1	0-0
-------	------	--------	-----	-----	-----	---	-----

#46 KERRINGTON LEE

6-4, 252, R-So., Palm Beach Gardens, Fl.

2024 (Redshirt Freshman)

Saw action in ten games during the 2024 season for the Demon Deacons... Finished the season with seven tackles with three solo tackles and a tackle-for-loss... Played a season-high 29 snaps against Clemson, where he recorded two tackles with one solo tackle... Recorded a tackle in six games throughout the season... Tallied 0.5 tackles-for-loss against both Ole Miss and North Carolina.

2023 (Freshman)

Made two appearances during his freshman season for the Demon Deacons... Recorded his first career tackles and one quarterback hurry in the win against Elon.

High School

Team Captain ... USA Today Florida Network Top 100 player ... In his first full season at defensive end as a junior in 2021, Lee recorded 47.0 tackles, 13.0 tackles for loss and 12.0 sacks ... Prior to his junior season, he primarily played left tackle ... Nominee for the 2021 football defensive player of the year for the Palm Beach County High School Sports Awards by USA Today Sports ... Also played on the Dwyer basketball team.

Personal

Son of Luanda Lee and Dr Joe Lee... Born on Oct. 27, 2004.

LEE'S CAREER DEFENSIVE STATS

Date	G-GS	S-A-Tot	TFL-Yds	Sk-Yds	Int-Yds	PBU	FF-FR
2023	2-0	0-1-1	0-0	0-0	0-0	0	0-0
2024	10-0	3-4-7	1.0-0	0-0	0-0	0	0-0
2025	3-0	0-1-1	0-0	0-0	0-0	0	0-0
Total	15-0	3-6-9	1.0-0	0-0	0-0	0	0-0

LEE'S 2023 GAME-BY-GAME STATS

Date	Opp.	S-A-Tot	TFL-Yds	Sk-Yds	Int-Yds	PBU	FF-FR
8/31	Elon	0-1-1	0-0	0-0	0-0	0	0-0
11/25	Syracuse	0-0-0	0-0	0-0	0-0	0	0-0
Total	2-0	0-1-1	0-0	0-0	0-0	0	0-0

LEE'S 2024 GAME-BY-GAME STATS

Date	Opp.	S-A-Tot	TFL-Yds	Sk-Yds	Int-Yds	PBU	FF-FR
8/29	NC A&T	0-1-1	0-0	0-0	0-0	0	0-0
9/7	Virginia	0-0-0	0-0	0-0	0-0	0	0-0
9/14	Ole Miss	0-1-1	0.5-0	0-0	0-0	0	0-0
10/5	NC ST	0-0-0	0-0	0-0	0-0	0	0-0
10/12	Clemson	1-1-2	0-0	0-0	0-0	0	0-0
10/19	UConn	1-0-1	0-0	0-0	0-0	0	0-0
10/26	Stanford	0-0-0	0-0	0-0	0-0	0	0-0
11/8	California	0-0-0	0-0	0-0	0-0	0	0-0
11/19	UNC	0-1-1	0.5-0	0-0	0-0	0	0-0
11/23	Miami	1-0-1	0-0	0-0	0-0	0	0-0
Total	10-0	3-4-7	1.0-0	0-0	0-0	0	0-0

LEE'S 2025 GAME-BY-GAME STATS

Date	Opp.	S-A-Tot	TFL-Yds	Sk-Yds	Int-Yds	PBU	FF-FR
9/6	W. Carolina	0-0-0	0-0	0-0	0-0	0	0-0
11/1	FSU	0-1-1	0-0	0-0	0-0	0	0-0
11/22	Delaware	0-0-0	0-0	0-0	0-0	0	0-0
Total	3-0	0-1-1	0-0	0-0	0-0	0	0-0

#52 DALLAS AFALAVA

6-1, 291, Jr., Seattle, Wash.

2025 (Junior)

Recorded his first career interception in the victory over Virginia Tech... Blocked an extra point that helped the Deacs earn a 13-12 victory over SMU... Added a strip sack in the win over No. 12 Virginia.

Prior to Wake Forest

2024 (Sophomore at Idaho)

Started all 14 games during the 2024 season for the Vandals... Recorded 30 tackles with 15.0 solo tackles, seven tackles-for-loss, and four sacks, as well as one pass defense and a fumble recovery... Recorded three tackles with one sack against Oregon... Notched four tackles with two solo tackles and 1.5 sacks in the victory over UAlbany... Recorded 1.5 sacks as part of a three tackle game against Portland State

2023 (Freshman)

Appeared in 11 games during the 2023 season for the Vandals... Recorded 25 tackles with 15 solo efforts and a team-high eight tackles-for-loss... Ranked second on the Vandal defense with sacks as a freshman... Recorded his first career sack against Sacramento State... Totaled a sack in back-to-back games against Montana and Montana State, recording four solo tackles with three tackles-for-loss, including two sacks, during the two games... Notched three tackles with two solo tackles, two tackles-for-loss, and a sack against Southern Illinois... Recorded a career-high five tackles with three solo efforts and a sack in the season finale against UAlbany.

High School

Played for Rainier Beach... Helped build Rainier Beach into a championship contender in one of the toughest leagues in Washington... Earned First Team All-League honors twice as a defensive tackle during his time with Rainier Beach... Also named First Team All-League once as an offensive lineman.

Personal

Son of June and Jake Afalava... Born on December 24, 2004.

AFALAVA'S CAREER DEFENSIVE STATS

Date	G-GS	S-A-Tot	TFL-Yds	Sk-Yds	Int-Yds	PBU	FF-FR
2023	11-0	15-11-26	8.0-37	5.0-30	0-0	1	0-0
2024	14-14	15-16-31	7.0-32	4.0-26	0-0	1	0-1
2025	12-12	10-19-29	4.0-18	1.5-15	1-3	1	1-0
Total	37-26	40-45-85	18.5-86	10.5-71	1-3	3	1-1

AFALAVA'S 2023 GAME-BY-GAME STATS

Date	Opp.	S-A-Tot	TFL-Yds	Sk-Yds	Int-Yds	PBU	FF-FR
8/31	Lamar	0-1-1	0.5-1	0-0	0-0	0	0-0
9/9	Nevada	0-1-1	0.5-1	0-0	0-0	0	0-0
9/23	Sac. State	1-1-2	1.0-6	1.0-6	0-0	0	0-0
9/30	E. Wash.	1-1-2	0-0	0-0	0-0	1	0-0
10/7	Cal Poly	3-1-4	0-0	0-0	0-0	0	0-0
10/14	Montana	3-0-3	2.0-8	1.0-5	0-0	0	0-0
10/28	Montana St.	1-0-1	1.0-8	1.0-8	0-0	0	0-0
11/11	Weber St.	0-0-0	0-0	0-0	0-0	0	0-0
11/18	Idaho St.	1-3-4	0-0	0-0	0-0	0	0-0
12/2	S. Illinois	2-1-3	2.0-12	1.0-10	0-0	0	0-0
12/9	UAlbany	3-2-5	1.0-1	1.0-1	0-0	0	0-0
Total	11-0	15-11-26	8.0-37	5.0-30	0-0	1	0-0

AFALAVA'S 2024 GAME-BY-GAME STATS

Date	Opp.	S-A-Tot	TFL-Yds	Sk-Yds	Int-Yds	PBU	FF-FR
8/31	Oregon	1-2-3	1.0-8	1.0-8	0-0	0	0-1
9/7	Wyoming	2-1-3	1.0-2	0-0	0-0	0	0-0
9/12	ACU	1-1-2	0-0	0-0	0-0	0	0-0
9/14	UAlbany	2-2-4	1.5-8	1.5-8	0-0	0	0-0
9/28	UC Davis	2-1-3	0-0	0-0	0-0	0	0-0
10/5	N. Arizona	0-1-1	0-0	0-0	0-0	1	0-0
10/12	Montana St.	0-1-1	0-0	0-0	0-0	0	0-0
10/19	Cal Poly	1-1-2	0-0	0-0	0-0	0	0-0
10/26	E. Wash.	0-0-0	0-0	0-0	0-0	0	0-0
11/9	Port. State	1-2-3	1.5-10	1.5-10	0-0	0	0-0
11/16	Weber St.	0-1-1	0-0	0-0	0-0	0	0-0
11/23	Idaho St.	3-1-4	1.0-1	0-0	0-0	0	0-0
12/7	Lehigh	2-2-4	1.0-3	0-0	0-0	0	0-0
12/13	Montana St.	0-0-0	0-0	0-0	0-0	0	0-0
Total	14-14	15-16-31	7.0-32	4.0-26	0-0	1	0-1

AFALAVA'S 2025 GAME-BY-GAME STATS

Date	Opp.	S-A-Tot	TFL-Yds	Sk-Yds	Int-Yds	PBU	FF-FR
8/29	Kennesaw	0-1-1	0-0	0-0	0-0	0	0-0
9/6	W. Carolina	1-1-2	1.5-8	0.5-4	0-0	0	0-0
9/11	NC State	0-2-2	0.5-0	0-0	0-0	0	0-0
9/27	Georgia Tech	2-3-5	0-0	0-0	0-0	0	0-0
10/4	Virginia Tech	1-2-3	0-0	0-0	1-3	0	0-0
10/11	Oregon St.	1-2-3	0-0	0-0	0-0	0	0-0
10/25	SMU	0-1-1	0-0	0-0	0-0	1	0-0
11/1	FSU	0-0-0	0-0	0-0	0-0	0	0-0
11/8	Virginia	1-5-6	1.0-7	1.0-7	0-0	0	1-0
11/15	UNC	1-1-2	0-0	0-0	0-0	0	0-0
11/22	Delaware	1-1-2	0-0	0-0	0-0	0	0-0
11/29	Duke	2-0-2	0-0	0-0	0-0	0	0-0
Total	12-12	10-19-29	4.0-18	1.5-11	1-3	1	1-0

#90 CAMDEN HARDY

6-3, 231, R-Fr., Jacksonville, Fl.

2024 (Freshman)

Saw action in four games during the 2024 season for the Demon Deacons... Played a total of 60 snaps throughout the 2024 season... Recorded a tackle

against both Virginia and Ole Miss.

High School

Team captain at Atlantic Coast... Recorded 10.5 sacks, 14 tackles, 14 tackles-for-loss, and two forced fumbles through nine games during his senior season... Named to the Florida Times-Union Super 11 ahead of his senior season, becoming just the third player in the history of the award to earn the honor three times in his high school career... Recorded 7.5 sacks, 52 tackles, and 9.5 tackles-for-loss through 10 games during his junior season... Earned All-First Coast honors as a junior... During his sophomore season, he recorded 57 tackles and five sacks with Atlantic Coast High School.

Personal

Son of Terrie and Kevin Hardy... Father, Kevin, won the Butkus Award in 1995 during his time at the University of Illinois, and was later drafted No. 2 overall by the Jacksonville Jaguars in the 1996 NFL Draft... Brother, Langston, is a redshirt junior with the Demon Deacons after transferring from UConn this past offseason.

HARDY'S CAREER DEFENSIVE STATS

	G-GS	S-A-Tot	TFL-Yds	Sk-Yds	Int-Yds	PBU	FF-FR
2024	4-0	1-1-2	0-0	0-0	0-0	0	0-0
2025	3-0	0-0-0	0-0	0-0	0-0	0	0-0
Total	7-0	1-1-2	0-0	0-0	0-0	0	0-0

HARDY'S 2024 GAME-BY-GAME STATS

Date	Opp.	S-A-Tot	TFL-Yds	Sk-Yds	Int-Yds	PBU	FF-FR
8/29	NCAST	0-0-0	0-0	0-0	0-0	0	0-0
9/7	Virginia	0-1-1	0-0	0-0	0-0	0	0-0
9/14	Ole Miss	1-0-1	0-0	0-0	0-0	0	0-0
9/28	Louisiana	0-0-0	0-0	0-0	0-0	0	0-0
Total	4-0	1-1-2	0-0	0-0	0-0	0	0-0

#94 ZACH LOHAVICHAN  
6-3, 285, R-Sr., Charlotte, Nc.

2025 (Redshirt Senior)

Notched two tackles-for-loss, two pass breakups, and a forced fumble in the victory against Western Carolina.

2024 (Redshirt Junior)

Saw action in 11 games during the 2024 season for the Demon Deacons... Finished the season with career-highs in tackles (13), solo tackles (7), tackles-for-loss (2.5), and sack (1.5)... Recorded his first career sack against California... Recorded a career-high four tackles with two solo efforts and a career-high 1.5 tackles-for-loss and 0.5 sacks against North Carolina.

2023 (Redshirt Sophomore)

Saw action in two games during the 2023 season for the Demon Deacons... Recorded a season-high two solo tackles against Syracuse.

2022 (Redshirt Freshman)

Did not see action in a game.

2021 (Freshman)

Did not see action during the 2021 season...Redshirted

High School

Played for head coach Chad Grier...Two-way player in the trenches for Providence Day...Helped lead his team to a 8-3 record and state playoff berth as a junior...Tallied 39 total tackles and seven sacks across his prep career on the defensive line...Pancaked four defenders as an offensive lineman as a senior.

LOHAVICHAN'S CAREER DEFENSIVE STATS

	G-GS	S-A-Tot	TFL-Yds	Sk-Yds	Int-Yds	PBU	FF-FR
2023	2-0	2-0-2	0-0	0-0	0-0	0	0-0
2024	11-7	7-6-13	25-11	15-8	0-0	0	0-0
2025	12-11	8-13-21	45-7	0-0	0-0	2	1-0
Total	25-18	17-19-36	70-18	15-8	0-0	2	1-0

LOHAVICHAN'S 2023 GAME-BY-GAME STATS

Date	Opp.	S-A-Tot	TFL-Yds	Sk-Yds	Int-Yds	PBU	FF-FR
11/8	NO	0-0-0	0-0	0-0	0-0	0	0-0
11/25	Syracuse	2-0-2	0-0	0-0	0-0	0	0-0
Total	2-0	2-0-2	0-0	0-0	0-0	0	0-0

LOHAVICHAN'S 2024 GAME-BY-GAME STATS

Date	Opp.	S-A-Tot	TFL-Yds	Sk-Yds	Int-Yds	PBU	FF-FR
8/29	NCAST	0-0-0	0-0	0-0	0-0	0	0-0
9/7	Virginia	1-0-1	0-0	0-0	0-0	0	0-0

9/14	Ole Miss	0-0-0	0-0	0-0	0-0	0	0-0
9/28	Louisiana	0-0-0	0-0	0-0	0-0	0	0-0
10/5	NC State	1-0-1	0-0	0-0	0-0	0	0-0
10/19	UConn	0-0-0	0-0	0-0	0-0	0	0-0
10/26	Stanford	0-1-1	0-0	0-0	0-0	0	0-0
11/8	Cal	2-1-3	10-3	10-3	0-0	0	0-0
11/16	UNC	2-2-4	15-8	05-5	0-0	0	0-0
11/23	Miami	1-2-3	0-0	0-0	0-0	0	0-0
11/30	Duke	0-0-0	0-0	0-0	0-0	0	0-0
Total	11-7	7-6-13	25-11	15-8	0-0	0	0-0

LOHAVICHAN'S 2025 GAME-BY-GAME STATS

Date	Opp.	S-A-Tot	TFL-Yds	Sk-Yds	Int-Yds	PBU	FF-FR
8/29	Kennesaw	2-0-2	0-0	0-0	0-0	0	0-0
9/6	W. Carolina	2-1-3	20-3	0-0	0-0	2	1-0
9/11	NC State	0-0-0	0-0	0-0	0-0	0	0-0
9/27	Georgia Tech	0-2-2	0-0	0-0	0-0	0	0-0
10/4	Virginia Tech	1-2-3	0-0	0-0	0-0	0	0-0
10/11	Oregon St.	1-2-3	0-0	0-0	0-0	0	0-0
10/25	SMU	0-1-1	0-0	0-0	0-0	0	0-0
11/1	FSU	1-2-3	15-2	0-0	0-0	0	0-0
11/8	Virginia	1-0-1	0-0	0-0	0-0	0	0-0
11/15	UNC	0-0-0	0-0	0-0	0-0	0	0-0
11/22	Delaware	0-2-2	05-2	0-0	0-0	0	0-0
11/29	Duke	0-1-1	05-0	0-0	0-0	0	0-0
Total	12-11	8-12-20	45-7	0-0	0-0	2	1-0

#95 BRANDON SMILEY  
6-2, 306, R-Jr., Durham, N.C.

Prior to Wake Forest

2024 (Redshirt Sophomore at Elon)

Appeared in 11 games with one start during the 2024 season for the Phoenix... Recorded 17 tackles with 1.5 tackles-for-loss... Notched three tackles against Duke, New Hampshire, and in his only start of the season against Campbell.

Prior to Elon

2023 (Redshirt Freshman at Western Carolina)

Appeared in four games during the 2023 season for the Catamounts... Totaled seven tackles with 0.5 sacks... Recorded two tackles against Arkansas... Added a season-high three tackles, including half-a-sack, against Charleston Southern... Tallied two additional tackles against ETSU.

2022 (Freshman at Western Carolina)

Appeared in four games during the 2022 season for the Catamounts... Recorded nine tackles with three solo efforts during his freshman campaign... Made his collegiate debut in the season-opener against Charleston Southern... Notched his first career tackle against Mercer, ending the game with two assisted tackles... Recorded a career-high seven tackles against Furman, including a career-best three solo efforts... Redshirted.

High School

Played high school football at Riverside High School before finishing at Palmetto Prep for the 2021 season... Recorded 58 tackles, including 36 solo efforts, during his final season at Riverside... Named a team captain and All-Conference player in 2019.

Personal

Son of Selena and Spencer Smiley.

SMILEY'S CAREER DEFENSIVE STATS

	G-GS	S-A-Tot	TFL-Yds	Sk-Yds	Int-Yds	PBU	FF-FR
2022	4-0	3-6-9	0-0	0-0	0-0	0	0-0
2023	4-0	0-7-7	05-3	05-3	0-0	0	0-0
2024	11-1	6-11-17	15-2	0-0	0-0	0	0-0
2025	3-0	0-2-2	0-0	0-0	0-0	0	0-0
Total	22-1	9-26-35	20-5	05-3	0-0	0	0-0

SMILEY'S 2022 GAME-BY-GAME STATS

Date	Opp.	S-A-Tot	TFL-Yds	Sk-Yds	Int-Yds	PBU	FF-FR
9/3	Char.Sou.	0-0-0	0-0	0-0	0-0	0	0-0
9/17	Presbyterian	0-0-0	0-0	0-0	0-0	0	0-0
10/8	Mercer	0-2-2	0-0	0-0	0-0	0	0-0
10/15	Furman	3-4-7	0-0	0-0	0-0	0	0-0
Total	4-0	3-6-9	0-0	0-0	0-0	0	0-0

SMILEY'S 2023 GAME-BY-GAME STATS

Date	Opp.	S-A-Tot	TFL-Yds	Sk-Yds	Int-Yds	PBU	FF-FR
9/2	Arkansas	0-2-2	0-0	0-0	0-0	0	0-0
9/9	Samford	0-0-0	0-0	0-0	0-0	0	0-0
9/23	Char.Sou.	0-3-3	05-3	05-3	0-0	0	0-0
11/11	ETSU	0-2-2	0-0	0-0	0-0	0	0-0
Total	4-0	0-7-7	0-0	0-0	0-0	0	0-0

SMILEY'S 2024 GAME-BY-GAME STATS

Date	Opp.	S-A-Tot	TFL-Yds	Sk-Yds	Int-Yds	PBU	FF-FR
8/30	Duke	0-3-3	05-0	0-0	0-0	0	0-0
9/14	W. Carolina	0-0-0	0-0	0-0	0-0	0	0-0
9/21	ETSU	1-0-1	0-0	0-0	0-0	0	0-0
9/28	Richmond	0-0-0	0-0	0-0	0-0	0	0-0
10/12	UNH	0-3-3	05-0	0-0	0-0	0	0-0
10/19	UAlbany	1-0-1	0-0	0-0	0-0	0	0-0
10/26	Hampton	1-0-1	0-0	0-0	0-0	0	0-0
11/2	Campbell	1-2-3	0-0	0-0	0-0	0	0-0
11/9	W&M	0-1-1	0-0	0-0	0-0	0	0-0
11/16	Maine	0-1-1	05-2	0-0	0-0	0	0-0
11/23	NC A&T	2-1-3	0-0	0-0	0-0	0	0-0
Total	11-1	6-11-17	15-2	0-0	0-0	0	0-0

SMILEY'S 2025 GAME-BY-GAME STATS

Date	Opp.	S-A-Tot	TFL-Yds	Sk-Yds	Int-Yds	PBU	FF-FR
9/6	W. Carolina	0-1-1	0-0	0-0	0-0	0	0-0
10/11	Oregon St.	0-0-0	0-0	0-0	0-0	0	0-0
11/1	SMU	0-1-1	0-0	0-0	0-0	0	0-0
Total	3-0	0-2-2	0-0	0-0	0-0	0	0-0

#99 MATEEN IBIROGBA  
6-3, 296, R-Jr., Clarksburg, Md.

2025 (Redshirt Junior)

Notched three tackles with a sack and a forced fumble during the victory over Oregon State... Blocked a kick in the victory over North Carolina

2024 (Junior)

Saw action in four games during the 2024 season for the Demon Deacons... Totaled 32 snaps across the season... Recorded a solo tackle against Duke... Redshirted.

Prior to Wake Forest

2023 (Sophomore)

Saw action in 11 games during the 2023 season for the Hoyas... Finished the season with career-high 29 total tackles including 18 solo tackles, 5.5 tackles-for-loss, 0.5 sacks, one fumble recovery and four quarterback hurries... Recorded a season-high six tackles and 0.5 tackle-for-loss against Columbia... Tallied a season-high 2.5 tackles-for-loss and five tackles against Lafayette... Recorded five or more tackles in three games during the 2023 season.

2022 (Freshman)

Saw action in 10 games during the 2022 season for the Hoyas... Finished the season with 22 tackles including 14 solo tackles, career-highs in tackles-for-loss (6.0) and sacks (4.0) and one forced fumble... Recorded a season-high five tackles against Columbia with 1.0 tackle-for-loss and 1.0 sack... Recorded a season-high 2.0 tackles-for-loss against Colgate and Bucknell.

High School

Attended Clarksburg High School in Clarksburg, Maryland... Named All-Montgomery County First Team as a defensive lineman... Named Montgomery County MVP in 2021... Recorded 60 total tackles with four sacks, 12 tackles-for-loss and 16 quarterback hurries.

Personal

Son of Bashira Mudas...Born March 19, 2004

IBIROGBA'S CAREER DEFENSIVE STATS

	G-GS	S-A-Tot	TFL-Yds	Sk-Yds	Int-Yds	PBU	FF-FR
2022	10-0	14-8-22	6.0-31	4.0-25	0-0	0	1-0
2023	11-0	18-11-29	5.5-18	05-4	0-0	0	0-1
2024	4-0	1-0-1	0-0-0	0-0	0-0	0	0-0
2025	12-0	7-14-21	3.5-10	2.0-8	0-0	0	1-0
Total	37-0	42-33-75	14.5-58	6.5-37	0-0	1	2-1

IBIROGBA'S 2022 GAME-BY-GAME STATS

Date	Opp.	S-A-Tot	TFL-Yds	Sk-Yds	Int-Yds	PBU	FF-FR
9/03	Marist	1-1-2	10-6	10-6	0-0	0	1-0
9/10	Lehigh	2-0-2	0-0	0-0	0-0	0	0-0
9/17	Monmouth	0-0-0	0-0	0-0	0-0	0	0-0
9/24	Columbia	4-1-5	10-7	10-7	0-0	0	0-0
10/01	Fordham	0-2-2	0-0	0-0	0-0	0	0-0
10/08	Penn	1-2-3	0-0	0-0	0-0	0	0-0
10/22	Colgate	3-1-4	20-7	10-6	0-0	0	0-0
11/05	SF (PA)	0-1-1	0-0	0-0	0-0	0	0-0
11/12	Bucknell	2-0-2	20-11	10-6	0-0	0	0-0
11/19	HC	1-0-1	0-0	0-0	0-0	0	0-0
Total	10-0	14-8-22	6.0-31	4.0-25	0-0	0	1-0

IBIROGBA'S 2023 GAME-BY-GAME STATS

Date	Opp.	S-A-Tot	TFL-Yds	Sk-Yds	Int-Yds	PBU	FF-FR
9/02	Marist	0-0-0	0-0	0-0	0-0	0	0-0
9/09	SHU	1-0-1	0-0	0-0	0-0	0	0-0
9/16	Stonehill	2-0-2	0-0	0-0	0-0	0	0-0
9/23	Columbia	3-3-6	0.5-1	0-0	0-0	0	0-0
9/30	Fordham	1-2-3	0.5-1	0-0	0-0	0	0-0
10/07	Penn	0-0-0	0-0	0-0	0-0	0	0-1
10/14	Lehigh	2-1-3	0-0	0-0	0-0	0	0-0
10/21	Colgate	0-1-1	0-0	0-0	0-0	0	0-0
10/28	Lafayette	4-1-5	2.5-8	0.5-4	0-0	0	0-0
11/1	Bucknell	2-1-3	1-0-7	0-0	0-0	0	0-0
11/18	Holy Cross	3-2-5	1-0-1	0-0	0-0	0	0-0
Total	11-0	18-11-29	5.5-18	0.5-4	0-0	0	0-1

IBIROGBA'S 2024 GAME-BY-GAME STATS

Date	Opp.	S-A-Tot	TFL-Yds	Sk-Yds	Int-Yds	PBU	FF-FR
9/14	Ole Miss	0-0-0	0-0	0-0	0-0	0	0-0
10/26	Stanford	0-0-0	0-0	0-0	0-0	0	0-0
11/8	California	0-0-0	0-0	0-0	0-0	0	0-0
11/30	Duke	1-0-1	0-0	0-0	0-0	0	0-0
Total	4-0	1-0-1	0-0	0-0	0-0	0	0-0

IBIROGBA'S 2025 GAME-BY-GAME STATS

Date	Opp.	S-A-Tot	TFL-Yds	Sk-Yds	Int-Yds	PBU	FF-FR
8/29	Kennesaw	0-1-1	0-0	0-0	0-0	0	0-0
9/6	W. Carolina	1-2-3	1-0-2	0.5-2	0-0	0	0-0
9/11	NC State	1-2-3	0.5-3	0.5-3	0-0	0	0-0
9/27	Georgia Tech	1-0-1	0-0	0-0	0-0	0	0-0
10/4	Virginia Tech	1-2-3	0.5-1	0-0	0-0	0	0-0
10/11	Oregon St.	2-1-3	1-0-3	1-0-3	0-0	0	1-0
10/25	SMU	0-0-0	0-0	0-0	0-0	0	0-0
11/1	FSU	0-0-0	0-0	0-0	0-0	0	0-0
11/8	Virginia	1-0-1	0-0	0-0	0-0	0	0-0
11/15	UNC	0-2-2	0-0	0-0	0-0	0	0-0
11/22	Delaware	0-2-2	0-0	0-0	0-0	0	0-0
11/29	Duke	0-2-2	0.5-1	0-0	0-0	0	0-0

Total 12-0 7-14-21 3.5-10 2.0-8 0-0 0 1-0

LINEBACKERS

#9 QUINCY BRYANT

6-0, 228, R-Sr., Lilburn, Ga.

2025 (Redshirt Senior)

Led the Demon Deacons with 11 tackles against Georgia Tech... Added a team-high seven tackles in the win over Delaware... Logged seven tackles against Duke.

2024 (Redshirt Junior)

Saw action in all 12 games with two starts during the 2024 season for the Demon Deacons... Finished the season a career-highs in both tackles (50) and solo tackles (18)... Also added 2.5 tackles-for-loss, two forced fumbles, and an interception... Recorded a career-high nine tackles against both Ole Miss and NC State... Added 0.5 tackles-for-loss and a forced fumble in the win against NC State... Tallied five tackles with two solo tackles and a season-high 1.5 tackles-for-loss and a forced fumble against North Carolina... Recorded an interception against Miami... Recorded multiple tackles in 11 games during the 2024 season.

2023 (Redshirt Sophomore)

Saw action in 10 games during the 2023 season for the Deacs... Finished the season with 32 tackles with 16 solo tackles along with 3.0 tackles-for-loss, 0.5 sack, one interception and two pass breakups... Recorded a season-high seven tackles with five solo tackles and a season-high two tackles for loss against Pitt... Recorded multiple tackles in eight games during the 2023 season.

2022 (Redshirt Freshman)

Tallied a career-high eight tackles against Army.

2021 (Freshman)

Saw action in four games, making his collegiate debut against Old Dominion where he collected three tackles...Totaled five tackles overall...Also saw action against Norfolk State, Army and the Gator Bowl victory over Rutgers...Redshirted

High School:

Played for head coach Eric Godfree ... Helped lead the Panthers to a 7-3 record in 2020, a 12-2 season in 2019, and an 11-1 season in 2018 ... Bryant was awarded

Player of the Game honors once in 2020 ... Racked up 116 total tackles for his career, including 26 tackles so far this season with six tackles for loss so far 2020 ... Tallied 69 tackles in the 2019 season, and 48 tackles in the 2018 season ... Has recorded a sack each of the last two seasons ... Three-year captain for Parkview and earned four varsity letters ... Garnered All-Region and All-County honors following his sophomore and junior seasons and was named preseason All-State prior to the 2020 season ... Also earned three varsity letters in lacrosse and was a two-time All-Region honoree and once All-County selection.

Personal

Son of Stephanie Brown-Bryant and Preston Bryant.

BRYANT'S CAREER DEFENSIVE STATS

	G-GS	S-A-Tot	TFL-Yds	Sk-Yds	Int-Yds	PBU	FF-FR
2021	4-0	3-2-5	0-0	0-0	0-0	0	0-0
2022	12-0	10-10-20	0.5-2	0-0	0-0	0	0-0
2023	10-0	16-16-32	3.0-7	0.5-3	0-0	2	0-0
2024	12-2	18-32-50	2.5-10	0-0	1-0	0	2-0
2025	12-0	16-39-65	2-0-2	0-0	0-0	0	0-1
Total	50-2	63-99-162	8.0-21	0.5-3	1-0	2	2-1

BRYANT'S 2021 GAME-BY-GAME STATS

Date	Opp.	S-A-Tot	TFL-Yds	Sk-Yds	Int-Yds	PBU	FF-FR
9/3	ODU	2-1-3	0-0	0-0	0-0	0	0-0
9/11	Norfolk St.	1-1-2	0-0	0-0	0-0	0	0-0
10/23	Army	0-0-0	0-0	0-0	0-0	0	0-0
12/31	Rut	0-0-0	0-0	0-0	0-0	0	0-0
Total	4-0	3-2-5	0-0	0-0	0-0	0	0-0

BRYANT'S 2022 GAME-BY-GAME STATS

Date	Opp.	S-A-Tot	TFL-Yds	Sk-Yds	Int-Yds	PBU	FF-FR
9/1	VMI	2-1-3	0-0	0-0	0-0	0	0-0
9/10	Vandy	0-2-2	0-0	0-0	0-0	0	0-0
9/17	LIB	1-0-1	0-0	0-0	0-0	0	0-0
10/1	FSU	0-0-0	0-0	0-0	0-0	0	0-0
10/8	Army	4-4-8	0-0	0-0	0-0	0	0-0
10/22	BC	1-0-1	0-0	0-0	0-0	0	0-0
10/29	LJ	0-1-1	0-0	0-0	0-0	0	0-0
11/5	NCST	0-1-1	0.5-2	0-0	0-0	0	0-0
11/12	UNC	1-1-2	0-0	0-0	0-0	0	0-0
11/19	CUSE	--	--	--	--	--	--
11/26	Duke	1-0-1	0-0	0-0	0-0	0	0-0
12/23	Mizzou	0-0-0	0-0	0-0	0-0	0	0-0
Total	12-0	10-10-20	0.5-2	0-0	0-0	0	0-0

BRYANT'S 2023 GAME-BY-GAME STATS

Date	Opp.	S-A-Tot	TFL-Yds	Sk-Yds	Int-Yds	PBU	FF-FR
9/31	Elon	0-2-2	0.5-0	0-0	0-0	1	0-0
9/9	Vandy	0-2-2	0-0	0-0	0-0	1	0-0
9/16	ODU	1-5-6	0.5-3	0.5-3	0-0	0	0-0
9/23	GT	2-2-4	0-0	0-0	0-0	0	0-0
10/7	Clemson	0-1-1	0-0	0-0	0-0	0	0-0
10/14	VT	2-1-3	0-0	0-0	0-0	0	0-0
10/22	Pitt	5-2-7	2-0-4	0-0	0-0	0	0-0
10/28	FSU	2-0-2	0-0	0-0	0-0	0	0-0
11/2	Duke	3-1-4	0-0	0-0	1-6	0	0-0
11/11	NCST	1-0-1	0-0	0-0	0-0	0	0-0
Total	10-0	16-16-32	3-7	0.5-3	1-6	2	0-0

BRYANT'S 2024 GAME-BY-GAME STATS

Date	Opp.	S-A-Tot	TFL-Yds	Sk-Yds	Int-Yds	PBU	FF-FR
8/29	NC A&T	1-2-3	0-0	0-0	0-0	0	0-0
9/7	Virginia	1-0-1	0-0	0-0	0-0	0	0-0
9/14	Ole Miss	3-6-9	0-0	0-0	0-0	0	0-0
9/28	Louisiana	1-4-5	0-0	0-0	0-0	0	0-0
10/5	NC State	3-6-9	0.5-0	0-0	0-0	0	1-0
10/12	Clemson	2-1-3	0-0	0-0	0-0	0	0-0
10/19	UConn	0-4-4	0.5-2	0-0	0-0	0	0-0
10/26	Stanford	2-1-3	0-0	0-0	0-0	0	0-0
11/8	Cal	1-1-2	0-0	0-0	0-0	0	0-0
11/16	UNC	2-3-5	1.5-8	0-0	0-0	0	1-0
11/23	Miami	0-4-4	0-0	0-0	1-0	0	0-0
11/30	Duke	2-0-2	0-0	0-0	0-0	0	0-0
Total	12-2	18-32-50	2.5-10	0-0	1-0	0	2-0

BRYANT'S 2025 GAME-BY-GAME STATS

Date	Opp.	S-A-Tot	TFL-Yds	Sk-Yds	Int-Yds	PBU	FF-FR
8/29	Kennesaw	4-1-5	0-0	0-0	0-0	0	0-0
9/6	W. Carolina	1-2-3	0-0	0-0	0-0	0	0-1
9/11	NC State	0-4-4	0-0	0-0	0-0	0	0-0
9/27	Georgia Tech	4-7-11	1-0-1	0-0	0-0	0	0-0
10/4	Virginia Tech	0-3-3	0-0	0-0	0-0	0	0-0
10/11	Oregon St.	2-5-7	0-0	0-0	0-0	0	0-0
10/25	SMU	1-3-4	1-0-1	0-0	0-0	0	0-0

11/1	FSU	0-1-1	0-0	0-0	0-0	0	0-0
11/8	Virginia	0-1-1	0-0	0-0	0-0	0	0-0
11/15	UNC	0-2-2	0-0	0-0	0-0	0	0-0
11/22	Delaware	1-6-7	0-0	0-0	0-0	0	0-0
11/29	Duke	3-4-7	0-0	0-0	0-0	0	0-0
Total	12-0	16-39-55	2-0-2	0-0	0-0	0	0-1

#21 AIDEN HALL

6-0, 231, Jr., Birmingham, Ala.

2025 (Junior)

Recorded seven tackles with four solo efforts and two tackles-for-loss in the victory against Western Carolina... Added a fumble recovery, as well as six tackles, in the win over SMU... Recorded seven tackles in the win over No. 12 Virginia... Led the team with nine tackles and four solo tackles in the win over North Carolina... Recorded a team-high 10 tackles with four solo tackles against Duke.

2024 (Sophomore)

Saw action in nine games during the 2024 season for the Demon Deacons... Finished the season with 12 tackles with six solo tackles and a sack... Recorded a season-high five tackles with four solo efforts against Clemson... Recorded a sack as part of a four tackle game against North Carolina.

2023 (Freshman)

Saw action in every game during the 2023 season... Finished his freshman year with 22 total tackles with 14 solo tackles along with 2.0 tackles-for-loss and 1.0 sack... Had two games with five or more tackles during the 2023 season...Recorded a career-high six tackles with five solo tackles and 0.5 tackle-for-loss against Florida State.

High School

During his senior season in 2022, Hall totaled 143 tackles while also recording 21.0 tackles for loss, 5.0 pass break ups and 2.0 sacks...Also played running back scoring 5 touchdowns...Helped his high school reach the semifinals of the AHSAA state playoffs...Set to participate in the AHSAA North South All-Star Game... Tallied 112 total tackles, 24.0 tackles for loss, two interceptions and two sacks as a junior.

Personal

Son of Sophronia (mother) and Keith (father) Hall ... Born Oct. 8, 2004

HALL'S CAREER DEFENSIVE STATS

	G-GS	S-A-Tot	TFL-Yds	Sk-Yds	Int-Yds	PBU	FF-FR
2023	12-0	12-5-17	2-0-3	1-0-0	0-0	2	1-0
2024	9-0	6-6-12	1-0-1	1-0-1	0-0	1	0-0
2025	12-12	24-42-66	6.5-8	0-0	0-0	3	0-1
Total	33-12	42-53-95	9.5-12	2-0-1	0-0	6	1-1

HALL'S 2023 GAME-BY-GAME STATS

Date	Opp.	S-A-Tot	TFL-Yds	Sk-Yds	Int-Yds	PBU	FF-FR
8/31	Elon	2-3-5	1-0-0	1-0-0	0-0	1	0-0
9/9	Vandy	0-0-0	0-0	0-0	0-0	0	0-0
9/16	ODU	1-0-1	0-0	0-0	0-0	0	0-0
9/23	GT	0-0-0	0-0	0-0	0-0	0	0-0
10/7	Clemson	0-0-0	0-0	0-0	0-0	0	0-0
10/14	VT	0-0-0	0-0	0-0	0-0	0	0-0
10/22	Pitt	0-1-1	0.5-1	0-0	0-0	1	0-0
10/28	FSU	5-1-6	0.5-1	0-0	0-0	0	0-0
11/2	Duke	0-0-0	0-0	0-0	0-0	0	0-0
11/11	NCST	4-0-4	0-0	0-0	0-0	0	1-0
Total	10-0	12-5-17	2-0-2	1-0-0	0-0	2	1-0

HALL'S 2024 GAME-BY-GAME STATS

Date	Opp.	S-A-Tot	TFL-Yds	Sk-Yds	Int-Yds	PBU	FF-FR
9/14	Ole Miss	0-1-1	0-0	0-0	0-0	0	0-0
9/28	Louisiana	0-0-0	0-0	0-0	0-0	0	0-0
10/12	Clemson	2-3-5	0-0	0-0	0-0	0	0-0
10/19	UConn	0-1-1	0-0	0-0	0-0	0	0-0
10/26	Stanford	0-0-0	0-0	0-0	0-0	0	0-0
11/8	California	1-0-1	0-0	0-0	0-0	0	0-0
11/16	UNC	3-1-4	1-1	1-1	0-0	1	0-0
11/23	Miami	0-0-0	0-0	0-0	0-0	0	0-0
11/30	Duke	0-0-0	0-0	0-0	0-0	0	0-0
Total	9-0	6-6-12	1-0-1	1-0-1	0-0	1	0-0

HALL'S 2025 GAME-BY-GAME STATS

Date	Opp.	S-A-Tot	TFL-Yds	Sk-Yds	Int-Yds	PBU	FF-FR
8/29	Kennesaw	0-3-3	0-0	0-0	0-0	0	0-0



# WAKE FOREST FOOTBALL

9/6	W. Carolina	4-3-7	2-0-3	0-0	0-0	0	0-0
9/11	NC State	2-5-7	0-0	0-0	0-0	0	0-0
9/27	Georgia Tech	2-5-7	0.5-1	0-0	0-0	0	0-0
10/4	Virginia Tech	1-3-4	1.5-1	0-0	0-0	1	0-0
10/11	Oregon St.	2-2-4	0-0	0-0	0-0	0	0-0
10/25	SMU	1-5-6	0.5-0	0-0	0-0	0	0-1
11/1	FSU	1-0-1	0-0	0-0	0-0	0	0-0
11/8	Virginia	2-5-7	0-0	0-0	0-0	1	0-0
11/15	UNC	5-4-9	1-0-2	0-0	0-0	0	0-0
11/22	Delaware	0-1-1	0-0	0-0	0-0	1	0-0
11/29	Duke	4-6-10	1-0-1	0-0	0-0	0	0-0
Total	12-12	24-42-66	6.5-8	0-0	0-0	3	0-1

## #24 DYLAN HAZEN

6-1, 239, R-Sr., The Woodlands, Texas

### 2025 (Redshirt Senior)

Led the Deacs with a career-high 3.5 tackles for loss against NC State... Recorded six tackles with half a tackle for loss and a forced fumble against Georgia Tech... Totaled seven tackles while also adding two fumble recoveries and a forced fumble in the win over No. 12 Virginia.

### 2024 (Redshirt Junior)

Started in every game during the 2024 season for the Demon Deacons... Finished third on the team with 84 tackles and 36 solo tackles, while also adding seven tackles-for-loss, a sack, three quarterback hurries, an interception and a fumble recovery... Recorded five or more tackles in 11 games... Totaled nine tackles in a game four separate times... Recorded an interception while also adding nine tackles with three solo tackles against Ole Miss... Added nine tackles with three solo tackles and 0.5 tackles-for-loss in the win over NC State... Tallied his first sack of the season against North Carolina, where he finished the game with nine tackles with a season-high six solo tackles and two tackles for loss... Recorded a season-high three tackles for loss and a fumble recovery in his fourth nine tackle performance of the season.

### 2023 (Redshirt Sophomore)

Saw action in every game and started 11 times during the 2023 season... Led the team in tackles with 86 total tackles and 44 solo tackles in 2023... Recorded 8.5 tackles-for-loss, 1.0 sack and three quarterback hurries... Set a new single game career-high in tackles (14) against NC State along with a season-high 2.0 tackles-for-loss... Recorded 10 or more tackles in three games this season... Recorded five or more tackles in 10 games in 2023... Ranked 10th in the ACC in total tackles.

### 2022 (Redshirt Freshman)

Saw action in 12 games with two starts during the 2022 season, helping lead the team to its seventh consecutive bowl game and back-to-back bowl wins with a victory over Missouri in the Gasparilla Bowl... Finished the season with 31 total tackles including 15 solo tackles while also racking up 2.0 tackles for loss, 0.5 sacks and an interception... Posted a career-high 12 tackles in the victory over Army while also pulling in an interception for 21 yards and recording a sack... Recorded at least one tackle in 11 of 13 games while having multiple tackles in nine of 13 games... Member of the All-ACC Academic Team.

### 2021 (Freshman)

Appeared in four games during his rookie season, making his collegiate debut against Army where he saw a season-high 60 snaps... Recorded a season-high seven tackles against Army... Also saw action in wins over No. 20 NC State, the ACC Atlantic Division clincher against Boston College and in the Gator Bowl victory over Rutgers... Totaled a tackle each in victories over NC State and Rutgers... Tallied 100 total plays over the course of the season... Redshirted

### High School

Attended College Park HS (The Woodlands, TX)... Two-sport athlete (football, track) and team captain who led the Cavaliers to their first 6A District title, earning District and Defense MVP and Montgomery County Player of the Year... Three-year starter he led College Park in tackles as a sophomore, junior and senior, posting 101 tackles (73 solo), 19 TFL, eight sacks, and four forced fumbles his senior year and 282 tackles, 23 sacks and six forced fumbles over his high school career... Back-to-back Texas First Team All-District selection (sopho-

more, junior)... Earned First Team All-County as a junior and First Team All-Houston as a senior... Recognized as one of the top 10 defensive players in all of Houston by the Touchdown Club of Houston... Coached by Lonnie Madison, Dylan led by example on and off the field holding several team records for strength and conditioning and earning three-time All-Academic honors.

### Personal

Son of Linda and Tim Hazen ... Member of the National Honor Society and has been a member of the Honor Roll each year of high school ... Earned the "Student Achieving Excellence" academic award given by College Park Faculty following his freshman, sophomore and junior year ... Garnered Swords of Success Award for good citizenship to teachers and fellow students ... Three-time Academic Letter and Bar for College Park High

### HAZEN'S CAREER DEFENSIVE STATS

	G-GS	S-A-Tot	TFL-Yds	Sk-Yds	Int-Yds	PBU	FF-FR
2021	4-0	8-2-10	1-0-1	0-0	0-0	0	1-0
2022	12-2	15-16-31	2-0-6	0.5-4	1-21	0	0-0
2023	12-10	44-42-86	8.5-18	1-0-6	0-0	0	0-0
2024	12-12	36-48-84	7-0-17	1-0-6	1-0	0	0-1
2025	11-11	27-41-68	9-0-18	0-0	0-0	3	2-2
Total	51-35	130-149-279	27.5-60	2.5-16	2-21	3	3-3

### HAZEN'S 2021 GAME-BY-GAME STATS

Date	Opp.	S-A-Tot	TFL-Yds	Sk-Yds	Int-Yds	PBU	FF-FR
10/23	Army	6-2-8	1-0-1	0-0	0-0	0	1-0
11/13	NCST	1-0-1	0-0	0-0	0-0	0	0-0
11/26	BC	0-0-0	0-0	0-0	0-0	0	0-0
12/31	Rut	1-0-1	0-0	0-0	0-0	0	0-0
Total	4-0	8-2-10	1-0-1	0-0	0-0	0	0-0

### HAZEN'S 2022 GAME-BY-GAME STATS

Date	Opp.	S-A-Tot	TFL-Yds	Sk-Yds	Int-Yds	PBU	FF-FR
9/1	VMI	2-2-4	1-0-1	0-0	0-0	0	0-0
9/10	Vandy	2-0-2	0-0	0-0	0-0	0	0-0
9/17	LIB	0-1-1	0-0	0-0	0-0	0	0-0
9/24	CLEM	2-0-2	0-0	0-0	0-0	0	0-0
10/1	FSU	1-1-2	0.5-1	0-0	0-0	0	0-0
10/8	Army	3-9-12	0.5-4	0.5-4	1-21	0	0-0
10/22	BC	2-1-3	0-0	0-0	0-0	0	0-0
10/29	LJ	1-1-2	0-0	0-0	0-0	0	0-0
11/12	UNC	1-0-1	0-0	0-0	0-0	0	0-0
11/19	Syracuse	0-0-0	0-0	0-0	0-0	0	0-0
11/26	Duke	0-0-0	0-0	0-0	0-0	0	0-0
12/23	Mizzou	1-1-2	0-0	0-0	0-0	0	0-0
Total	12-2	15-16-31	2-0-7	0.5-4	1-21	0	0-0

### HAZEN'S 2023 GAME-BY-GAME STATS

Date	Opp.	S-A-Tot	TFL-Yds	Sk-Yds	Int-Yds	PBU	FF-FR
8/31	Elon	3-1-4	0-0	0-0	0-0	0	0-0
9/9	Vandy	3-2-5	0-0	0-0	0-0	0	0-0
9/16	ODU	2-7-9	2-0-9	1-0-6	0-0	0	0-0
9/23	GT	4-5-9	0.5-1	0-0	0-0	0	0-0
10/7	Clemson	4-4-8	1-0-1	0-0	0-0	0	0-0
10/14	VT	3-2-5	1-0-1	0-0	0-0	0	0-0
10/22	Pitt	1-3-4	0-0	0-0	0-0	0	0-0
10/28	FSU	0-0-0	0-0	0-0	0-0	0	0-0
11/2	Duke	0-7-7	0.5-0	0-0	0-0	0	0-0
11/11	NCST	7-7-14	2-0-2	0-0	0-0	0	0-0
11/18	ND	8-3-11	0.5-3	0-0	0-0	0	0-0
11/25	Syracuse	9-1-10	1-0-1	0-0	0-0	0	0-0
Total	12-11	44-41-86	8.5-17	1-0-6	0-0	0	0-0

### HAZEN'S 2024 GAME-BY-GAME STATS

Date	Opp.	S-A-Tot	TFL-Yds	Sk-Yds	Int-Yds	PBU	FF-FR
8/29	NCA&T	2-5-7	0-0	0-0	0-0	0	0-0
9/7	Virginia	2-6-8	0-0	0-0	0-0	0	0-0
9/14	Ole Miss	3-6-9	0-0	0-0	1-0	0	0-0
9/28	Louisiana	1-5-6	0-0	0-0	0-0	0	0-0
10/5	NCST	3-6-9	0.5-1	0-0	0-0	0	0-0
10/12	Clemson	5-2-7	0-0	0-0	0-0	0	0-0
10/19	UConn	1-2-3	0-0	0-0	0-0	0	0-0
10/26	Stanford	2-4-6	0-0	0-0	0-0	0	0-0
11/8	California	4-2-6	1.5-2	0-0	0-0	0	0-0
11/16	UNC	6-3-9	2-0-7	1-0-6	0-0	0	0-0
11/23	Miami	3-2-5	0-0	0-0	0-0	0	0-0
11/30	Duke	4-5-9	3-0-7	0-0	0-0	0	0-1
Total	11-11	36-48-84	7-0-17	1-0-6	1-0	0	0-1

### HAZEN'S 2025 GAME-BY-GAME STATS

Date	Opp.	S-A-Tot	TFL-Yds	Sk-Yds	Int-Yds	PBU	FF-FR
8/29	Kennesaw	3-2-5	0-0	0-0	0-0	0	0-0
9/6	W. Carolina	2-3-5	0.5-1	0-0	0-0	0	0-0
9/11	NC State	6-3-9	3.5-10	0-0	0-0	0	0-0
9/27	Georgia Tech	3-3-6	0.5-1	0-0	0-0	0	1-0
10/4	Virginia Tech	3-3-6	0-0	0-0	0-0	0	0-0

10/11	Oregon St.	2-1-3	0-0	0-0	0-0	1	0-0
10/25	SMU	1-6-7	0.5-1	0-0	0-0	0	0-0
11/1	FSU	0-4-4	0-0	0-0	0-0	0	0-0
11/8	Virginia	5-2-7	1.5-3	0-0	0-0	0	1-2
11/15	UNC	2-4-6	2-0-1	0-0	0-0	1	0-0
11/22	Delaware	0-6-6	0-0	0-0	0-0	0	0-0
11/29	Duke	0-4-4	0.5-1	0-0	0-0	1	0-0
Total	12-12	27-41-68	9.0-18	0-0	0-0	2	2-2

## #34 DARIUS JONES

6-1, 224, R-Fr., Baltimore, Md.

### 2024 (Freshman)

Saw action in two games during the 2024 season for the Demon Deacons... Played a total of 25 snaps across the season... Recorded a season-high 18 snaps in the win against North Carolina A&T, where he finished with two tackles with one solo tackle... Redshirted.

### High School

Rated as the No. 28 linebacker in the country according to Rivals.com... Finished his senior season with 24 tackles, four tackles-for-loss, one forced fumble, and a field goal block in eight appearances... Helped lead the St. Frances defense which averaged less than 15 points allowed per game during his senior season... Led St. Frances to a 9-1 record, ranking as the top team in the state of Maryland and the No. 8 team nationally according to MaxPreps as a junior... During his sophomore season, St. Frances finished the season 8-1, ranking as the top team in the state of Maryland and the No. 4 team nationally by MaxPreps.

### Personal

Son of Rhonda Jones... Born on January 27, 2005.

### JONES' CAREER DEFENSIVE STATS

	G-GS	S-A-Tot	TFL-Yds	Sk-Yds	Int-Yds	PBU	FF-FR
2024	2-0	1-1-2	0-0	0-0	0-0	0	0-0
2025	6-0	1-3-4	0-0	0-0	0-0	0	0-0
Total	8-0	2-4-6	0-0	0-0	0-0	0	0-0

### JONES' 2024 GAME-BY-GAME STATS

Date	Opp.	S-A-Tot	TFL-Yds	Sk-Yds	Int-Yds	PBU	FF-FR
8/29	NCA&T	1-1-2	0-0	0-0	0-0	0	0-0
10/5	NCST	0-0-0	0-0	0-0	0-0	0	0-0
Total	2-0	1-1-2	0-0	0-0	0-0	0	0-0

### JONES' 2025 GAME-BY-GAME STATS

Date	Opp.	S-A-Tot	TFL-Yds	Sk-Yds	Int-Yds	PBU	FF-FR
9/6	W. Carolina	1-2-3	0-0	0-0	0-0	0	0-0
10/11	Oregon St.	0-0-0	0-0	0-0	0-0	0	0-0
11/1	FSU	0-0-0	0-0	0-0	0-0	0	0-0
11/8	Virginia	0-0-0	0-0	0-0	0-0	0	0-0
11/15	UNC	0-0-0	0-0	0-0	0-0	0	0-0
11/22	Delaware	0-1-1	0-0	0-0	0-0	0	0-0
Total	6-0	1-3-4	0-0	0-0	0-0	0	0-0

## #43 FRANK CUSANO

6-2, 222, R-Fr., Granite Bay, Cali.

### Prior to Wake Forest

#### 2024 (Freshman at Washington State)

Appeared in five games during the 2024 season for the Cougars... Recorded three solo tackles with one tackle-for-loss during his freshman season... Notched two solo tackles and his lone tackle-for-loss in his collegiate debut against Portland State... Made appearances on special teams against Washington, Oregon State, and Wyoming... Made a tackle in the Holiday Bowl against Syracuse.

### High School

Earned three varsity letters while playing for Granite Bay High School... Recorded 92 tackles with 13 tackles-for-loss and five sacks to earn 2023 MacxPreps All-Sac-Joaquin Section honors as a senior... Earned All-Sierra Foothill League First Team and All-Metro honors as both a junior and sophomore... Led Granite Bay to a 9-5 record and a berth in the San Joaquin Section Division 2 Championship game after recording 111 tackles with 18.5 tackles-for-loss and two sacks during his junior season... Totaled 52 tackles with 8.5 tackles-for-loss and three sacks as a sophomore... Rated as a three-star prospect, the No. 35 linebacker in the country and the No. 63 overall recruit in California by ESPN.

### Personal

Son of Dave and Pamela Cusano... Born on June 7, 2005.

### CUSANO'S CAREER DEFENSIVE STATS

	G-GS	S-A-Tot	TFL-Yds	Sk-Yds	Int-Yds	PBU	FF-FR
2024	5-0	3-0-3	10-1	0-0	0-0	0	0-0
2025	11-0	15-24-39	10-4	0.5-3	0-0	1	0-0
<b>Total</b>	<b>16-0</b>	<b>18-24-42</b>	<b>20-5</b>	<b>0.5-3</b>	<b>0-0</b>	<b>1</b>	<b>0-0</b>

### CUSANO'S 2024 GAME-BY-GAME STATS

Date	Opp.	S-A-Tot	TFL-Yds	Sk-Yds	Int-Yds	PBU	FF-FR
8/31	Port. State	2-0-2	10-1	0-0	0-0	0	0-0
9/14	Washington	0-0-0	0-0	0-0	0-0	0	0-0
11/23	Ore. State	0-0-0	0-0	0-0	0-0	0	0-0
11/30	Wyoming	0-0-0	0-0	0-0	0-0	0	0-0
12/27	Syracuse	1-0-1	0-0	0-0	0-0	0	0-0
<b>Total</b>	<b>5-0</b>	<b>3-0-3</b>	<b>10-1</b>	<b>0-0</b>	<b>0-0</b>	<b>0</b>	<b>0-0</b>

### CUSANO'S 2025 GAME-BY-GAME STATS

Date	Opp.	S-A-Tot	TFL-Yds	Sk-Yds	Int-Yds	PBU	FF-FR
8/29	Kennesaw	3-2-5	0-0	0-0	0-0	0	0-0
9/6	W. Carolina	2-4-6	0.5-3	0.5-3	0-0	0	0-0
9/11	NC State	0-1-1	0-0	0-0	0-0	1	0-0
10/4	Virginia Tech	0-1-1	0-0	0-0	0-0	0	0-0
10/11	Oregon St.	2-3-5	0-0	0-0	0-0	0	0-0
10/25	SMU	2-2-4	0.5-1	0-0	0-0	0	0-0
11/1	FSU	1-2-3	0-0	0-0	0-0	0	0-0
11/8	Virginia	0-4-4	0-0	0-0	0-0	0	0-0
11/15	UNC	2-3-5	0-0	0-0	0-0	0	0-0
11/22	Delaware	1-2-3	0-0	0-0	0-0	0	0-0
11/29	Duke	2-0-2	0-0	0-0	0-0	0	0-0
<b>Total</b>	<b>11-0</b>	<b>15-24-39</b>	<b>10-4</b>	<b>0.5-3</b>	<b>0-0</b>	<b>1</b>	<b>0-0</b>

## #44 ALEC MARENCO

6-2, 234, R-Sr., El Paso, Texas

#### Prior to Wake Forest

2024 (Senior at Kansas State)

Appeared on special teams against TLouisianane during the 2024 season for the Wildcats... Redshirted.

#### Prior to Kansas State

2023 (Junior at New Mexico)

Appeared in all 12 games with 10 starts during the 2023 season for the Lobos... Named an All-Mountain West Honorable Mention... Led the team with 65 tackles with 3.5 tackles for loss, a half sack, three pass breakups, and a forced fumble... Recorded a career-high 12 tackles at UMass... Totaled 11 tackles during the season finale against Utah State, including a career-high seven solo tackles... Also added nine tackles against Wyoming... Produced a career-best 1.5 tackles-for-loss against San Jose State... Recorded his first career half sack against New Mexico State... Battled away passes against Tennessee Tech, San Jose State, and Hawaii.

#### 2022 (Sophomore at New Mexico)

Saw action in six games with three starts during the 2022 season for the Lobos... Recorded 26 tackles during the season... Notched a season-high nine tackles during his first career start at LSU... Also added six tackles at UNLV.

#### 2021 (Freshman at New Mexico)

Appeared in nine games during the 2021 season for the Lobos... Primarily played on special team while recording four tackles on the year... Carded his first career tackle during his collegiate debut at Texas A&M.

#### High School

Played at Burges High School under head coach James Routledge... Totaled 297 tackles, 15 tackles-for-loss, three sacks, and four interceptions during his prep career... Named El Paso's defensive MVP... Also played receiver, hauling in 41 passes for 787 yards and 11 touchdowns... Also competed in track and field, earning All-District honors, picking up three district championships, and becoming a regional qualifier in the 4x400 relay, the shot put, and the triple jump.

#### Personal

Son of Oscar and Christina Marenco... Father, Oscar, played football at Texas Tech... Mother, Christina, played volleyball at UTEP... Sister, Savannah, played beach volleyball at UTEP... Born on August 13, 2003.

### MARENCO'S CAREER DEFENSIVE STATS

	G-GS	S-A-Tot	TFL-Yds	Sk-Yds	Int-Yds	PBU	FF-FR
2021	9-0	2-2-4	0-0	0-0	0-0	0	0-0
2022	6-3	13-13-26	0-0	0-0	0-0	0	0-0
2023	12-10	32-34-66	3.5-11	0.5-3	0-0	3	0-0
2024	1-0	0-0-0	0-0	0-0	0-0	0	0-0
2025	12-0	2-2-4	0-0	0-0	0-0	0	0-0
<b>Total</b>	<b>40-13</b>	<b>49-51-100</b>	<b>3.5-11</b>	<b>0.5-3</b>	<b>0-0</b>	<b>3</b>	<b>0-0</b>

### MARENCO'S 2021 GAME-BY-GAME STATS

Date	Opp.	S-A-Tot	TFL-Yds	Sk-Yds	Int-Yds	PBU	FF-FR
9/18	Texas A&M	0-1-1	0-0	0-0	0-0	0	0-0
9/25	UTEP	0-0-0	0-0	0-0	0-0	0	0-0
10/2	Air Force	1-0-1	0-0	0-0	0-0	0	0-0
10/9	SDSU	1-0-1	0-0	0-0	0-0	0	0-0
10/16	Colo. State	0-0-0	0-0	0-0	0-0	0	0-0
10/23	Wyoming	0-0-0	0-0	0-0	0-0	0	0-0
11/6	UNLV	0-1-1	0-0	0-0	0-0	0	0-0
11/13	Fresno St.	0-0-0	0-0	0-0	0-0	0	0-0
11/26	Utah St.	0-0-0	0-0	0-0	0-0	0	0-0
<b>Total</b>	<b>9-0</b>	<b>2-2-4</b>	<b>0-0</b>	<b>0-0</b>	<b>0-0</b>	<b>0</b>	<b>0-0</b>

### MARENCO'S 2022 GAME-BY-GAME STATS

Date	Opp.	S-A-Tot	TFL-Yds	Sk-Yds	Int-Yds	PBU	FF-FR
9/3	Maine	2-1-3	0-0	0-0	0-0	0	0-0
9/9	Boise St.	2-2-4	0-0	0-0	0-0	0	0-0
9/17	UTEP	3-0-3	0-0	0-0	0-0	0	0-0
9/24	LSU	1-8-9	0-0	0-0	0-0	0	0-0
9/30	UNLV	5-1-6	0-0	0-0	0-0	0	0-0
10/8	Wyoming	0-1-1	0-0	0-0	0-0	0	0-0
<b>Total</b>	<b>6-3</b>	<b>13-13-26</b>	<b>0-0</b>	<b>0-0</b>	<b>0-0</b>	<b>0</b>	<b>0-0</b>

### MARENCO'S 2023 GAME-BY-GAME STATS

Date	Opp.	S-A-Tot	TFL-Yds	Sk-Yds	Int-Yds	PBU	FF-FR
9/2	Texas A&M	1-1-0	0-0	0-0	0-0	0	0-0
9/9	Tenn. Tech	3-1-4	0-0	0-0	0-0	1	0-0
9/16	NMSU	4-1-5	0.5-3	0.5-3	0-0	0	0-0
9/23	UMass	1-11-12	0-0	0-0	0-0	0	0-0
9/30	Wyoming	4-5-9	0-0	0-0	0-0	0	0-0
10/4	SJSU	3-2-5	1.5-3	0-0	0-0	1	0-0
10/21	Hawaii	2-1-3	0-0	0-0	0-0	1	0-0
10/28	Nevada	3-1-4	0-0	0-0	0-0	0	0-0
11/4	UNLV	2-2-4	0-0	0-0	0-0	0	0-0
11/11	Boise St.	2-2-4	0-0	0-0	0-0	0	0-0
11/18	Fresno St.	0-4-4	0.5-2	0-0	0-0	0	0-0
11/24	Utah St.	7-4-11	10-3	0-0	0-0	0	0-0
<b>Total</b>	<b>12-10</b>	<b>32-34-66</b>	<b>3.5-11</b>	<b>0.5-3</b>	<b>0-0</b>	<b>0</b>	<b>0-0</b>

### MARENCO'S 2024 GAME-BY-GAME STATS

Date	Opp.	S-A-Tot	TFL-Yds	Sk-Yds	Int-Yds	PBU	FF-FR
9/7	Tulane	0-0-0	0-0	0-0	0-0	0	0-0
<b>Total</b>	<b>1-0</b>	<b>0-0-0</b>	<b>0-0</b>	<b>0-0</b>	<b>0-0</b>	<b>0</b>	<b>0-0</b>

### MARENCO'S 2025 GAME-BY-GAME STATS

Date	Opp.	S-A-Tot	TFL-Yds	Sk-Yds	Int-Yds	PBU	FF-FR
8/29	Kennesaw	0-0-0	0-0	0-0	0-0	0	0-0
9/7	W. Carolina	1-1-2	0-0	0-0	0-0	0	0-0
9/11	NC State	0-0-0	0-0	0-0	0-0	0	0-0
9/27	Georgia Tech	0-0-0	0-0	0-0	0-0	0	0-0
10/4	Virginia Tech	0-0-0	0-0	0-0	0-0	0	0-0
10/11	Oregon St.	0-1-1	0-0	0-0	0-0	0	0-0
10/25	SMU	0-0-0	0-0	0-0	0-0	0	0-0
11/1	FSU	0-0-0	0-0	0-0	0-0	0	0-0
11/8	Virginia	0-0-0	0-0	0-0	0-0	0	0-0
11/15	UNC	0-0-0	0-0	0-0	0-0	0	0-0
11/22	Delaware	1-0-1	0-0	0-0	0-0	0	0-0
11/29	Duke	0-0-0	0-0	0-0	0-0	0	0-0
<b>Total</b>	<b>12-0</b>	<b>2-2-4</b>	<b>0-0</b>	<b>0-0</b>	<b>0-0</b>	<b>0</b>	<b>0-0</b>

## DEFENSIVE BACKS

### #3 KARON PRUNTY

6-2, 192, R-Sr., Portsmouth, Va.

#### 2025 (Redshirt Senior)

Totaled three solo tackles, two pass breakups, and a fumble recovery against Georgia Tech... Added five tackles with two solo efforts and a team-high two pass breakups in the win against Virginia Tech... Tallied his first interception of the season in the win against SMU... Forced a fumble in the win against Delaware.

#### Prior to Wake Forest

2024 (Redshirt Senior at North Carolina A&T)

Started in all 12 games during the 2024 season for the Aggies... Came into his redshirt senior season named to the inaugural Urban Edge Network HBCU + FCS Player of the Year Watchlist... Also named Preseason All-American by BlueBloods, Preseason HBCU All-American by BoxToRow, and Preseason All-CAA... Finished the season with 27 tackles with 23 solo tackles and a sack, four pass defenses, an interception... Earned Third Team All-CAA honors... Totaled a season-high five tackles with four solo efforts against North Carolina Central... Recorded his lon interception of the season against South Carolina State... Added three tackles, including a sack, against Hampton.

#### 2023 (Redshirt Junior at North Carolina A&T)

Started in 11 games during the 2023 season for the Aggies... Entered the season as a Preseason All-CAA selection... Third Team All-CAA honoree... Recorded 43 tackles with 33 solo tackles, 3.5 tackles-for-loss, and a sack, as well as five pass breakups... Totaled five tackles with one solo effort and 0.5 tackles-for-loss against UAB... Recorded a career-high seven solo tackles with a tackle-for-loss against Elon... Added three tackles, including his first career sack, against Villanova... Matched a season-high with seven tackles, including six solo efforts, as well as a pass breakup against Richmond... Recorded six solo tackles with a tackle-for-loss in the season finale e against Campbell.

#### 2022 (Redshirt Sophomore at North Carolina A&T)

Started all 12 games during the 2022 season for the Aggies... Earned First Team All-Big South and BoxToRow HBCU All-American Honorable Mention honors... Recorded 30 tackles with 21 solo tackles... Led the Big South with four interceptions while also adding three pass breakups and 10 pass defenses... Notched a career-high eight tackles with three solo tackles in his NC A&T debut against North Carolina Central in the Duke's Mayo Classic at Bank of America Stadium in Charlotte... Added six solo tackles and a pass breakup in the victory over South Carolina State... Earned Big South Player of the Week honors after recording two interceptions in the 24-13 win over Bryant... Recorded an interception in back-to-back games against Norfolk State and Charleston Southern.

#### Prior to North Carolina A&T

2021 (Sophomore at Kansas)

Did not see any action during the 2021 season for the Jayhawks... Redshirted.

#### 2020 (Freshman at Kansas)

Appeared in and started in nine games during the 2020 season for the Jayhawks... Named All-Big 12 Honorable Mention in his first season with Kansas... Earned 247Sports True Freshman All-American honors... Recorded 26 tackles with 22 solo tackles and a tackle-for-loss, 10 pass breakups, a forced fumble, and an interception... Allowed a 38.5 completion percentage while not giving up a single touchdown throughout the season... Led all freshman in the country with 10 pass breakups... Made his collegiate debut and first career start against Coastal Carolina, recording four solo tackles and a pass breakup... Posted a career-high three pass breakups at Oklahoma... Added a season-best six tackles against Iowa State... Recorded his first interception of his career against Texas Tech, also adding four solo tackles against the Red Raiders.

#### High School

Rated as a three-star prospect coming out of I.C. Norcom High School... Listed as the No. 30 recruit from Virginia by ESPN, and the No. 98 cornerback by 247Sports.

#### Personal

Son of Ronald and Suzette Prunty... Born on December 24, 2001.

### PRUNTY'S CAREER DEFENSIVE STATS

	GP	S-A-Tot	TFL-Yds	Sk-Yds	Int-Yds	PBU	FF-FR
2020	9-9	22-4-26	10-1	0-0	1-0	10	1-0
2022	12-12	21-9-30	0-0	0-0	4-2	3	0-0
2023	11-11	33-10-43	35-9	10-6	0-0	5	0-0
2024	12-12	23-4-27	10-12	1-12	1-15	4	0-0
2025	12-12	19-15-34	10-1	0-0	1-0	8	1-1
<b>Total</b>	<b>55-55</b>	<b>118-42-160</b>	<b>6.5-23</b>	<b>20-18</b>	<b>7-17</b>	<b>30</b>	<b>2-1</b>

### PRUNTY'S 2020 GAME-BY-GAME STATS

Date	Opp.	S-A-Tot	TFL-Yds	Sk-Yds	Int-Yds	PBU	FF-FR
9/12	Coastal Car.	4-0-4	0-0	0-0	0-0	1	0-0
9/26	Baylor	0-2-2	0-0	0-0	0-0	1	0-0
10/3	Okla. State	1-1-2	0-0	0-0	0-0	1	0-0
10/17	WVU	2-0-2	0-0	0-0	0-0	2	0-0
10/24	Kansas St.	2-0-2	0-0	0-0	0-0	1	0-0
10/16	WMU	0-0-0	0-0	0-0	0-0	0	0-0
10/31	Iowa State	5-1-6	0-0	0-0	0-0	0	0-0
11/7	Oklahoma	2-0-2	10-1	0-0	0-0	3	0-0
11/28	TCU	2-0-2	0-0	0-0	0-0	0	0-0
12/5	Texas Tech	4-0-4	0-0	0-0	1-0	1	1-0
<b>Total</b>	<b>9-9</b>	<b>22-4-26</b>	<b>10-1</b>	<b>0-0</b>	<b>1-0</b>	<b>10</b>	<b>1-0</b>

### PRUNTY'S 2022 GAME-BY-GAME STATS

# WAKE FOREST FOOTBALL

Date	Opp.	S-A-Tot	TFL-Yds	Sk-Yds	Int-Yds	PBU	FF-FR
9/3	NCCU	3-5-8	0-0	0-0	0-0	0	0-0
9/10	NDSU	3-1-4	0-0	0-0	0-0	0	0-0
9/17	Duke	1-2-3	0-0	0-0	0-0	0	0-0
9/24	SCSU	4-0-4	0-0	0-0	0-0	1	0-0
10/1	Bryant	2-1-3	0-0	0-0	2-0	0	0-0
10/15	EWU	1-0-1	0-0	0-0	0-0	0	0-0
10/22	RMU	2-0-2	0-0	0-0	0-0	0	0-0
10/29	Campbell	3-0-3	0-0	0-0	0-0	1	0-0
11/5	Norfolk St.	1-0-1	0-0	0-0	1-0	0	0-0
11/12	Char.Sou.	1-0-1	0-0	0-0	1-2	1	0-0
<b>Total</b>	<b>12-12</b>	<b>21-9-30</b>	<b>0-0</b>	<b>0-0</b>	<b>4-2</b>	<b>3</b>	<b>0-0</b>

## PRUNTY'S 2023 GAME-BY-GAME STATS

Date	Opp.	S-A-Tot	TFL-Yds	Sk-Yds	Int-Yds	PBU	FF-FR
8/29	UAB	1-4-5	0-5-1	0-0	0-0	0	0-0
9/9	NCCU	3-0-3	0-0	0-0	0-0	1	0-0
9/16	Elon	7-0-7	10-1	0-0	0-0	0	0-0
9/30	Norfolk St.	0-0-0	0-0	0-0	0-0	0	0-0
10/7	Villanova	3-0-3	10-6	10-6	0-0	0	0-0
10/14	Delaware	2-2-4	0-0	0-0	0-0	2	0-0
10/21	Richmond	6-1-7	0-0	0-0	0-0	1	0-0
10/28	Hampton	2-1-3	0-0	0-0	0-0	0	0-0
11/4	Towson	3-0-3	0-0	0-0	0-0	0	0-0
11/11	Rhode Isl.	0-2-2	0-0	0-0	0-0	0	0-0
11/18	Campbell	6-0-6	10-1	0-0	0-0	1	0-0
<b>Total</b>	<b>11-11</b>	<b>33-10-43</b>	<b>3-5-9</b>	<b>10-6</b>	<b>0-0</b>	<b>5</b>	<b>0-0</b>

## PRUNTY'S 2024 GAME-BY-GAME STATS

Date	Opp.	S-A-Tot	TFL-Yds	Sk-Yds	Int-Yds	PBU	FF-FR
8/29	Wake Forest	2-0-2	0-0	0-0	0-0	1	0-0
9/7	WSSU	1-0-1	0-0	0-0	0-0	0	0-0
9/14	Delaware	0-0-0	0-0	0-0	0-0	1	0-0
9/21	NCCU	4-1-5	0-0	0-0	0-0	0	0-0
9/28	SCSU	0-1-1	0-0	0-0	1-15	1	0-0
10/5	Richmond	2-0-2	0-0	0-0	0-0	0	0-0
10/19	Hampton	3-0-3	10-12	10-12	0-0	0	0-0
10/26	Campbell	2-0-2	0-0	0-0	0-0	0	0-0
11/2	W&M	3-0-3	0-0	0-0	0-0	1	0-0
11/9	Villanova	3-0-3	0-0	0-0	0-0	0	0-0
11/16	Towson	1-0-1	0-0	0-0	0-0	0	0-0
11/23	Elon	2-2-4	0-0	0-0	0-0	0	0-0
<b>Total</b>	<b>12-12</b>	<b>23-4-27</b>	<b>10-12</b>	<b>10-12</b>	<b>1-15</b>	<b>4</b>	<b>0-0</b>

## PRUNTY'S 2025 GAME-BY-GAME STATS

Date	Opp.	S-A-Tot	TFL-Yds	Sk-Yds	Int-Yds	PBU	FF-FR
8/29	Kennesaw	1-1-2	0-0	0-0	0-0	1	0-0
9/6	W. Carolina	0-1-1	0-0	0-0	0-0	0	0-0
9/11	NC State	1-0-1	0-0	0-0	0-0	0	0-0
9/27	Georgia Tech	3-0-3	0-0	0-0	0-0	2	0-1
10/4	Virginia Tech	2-3-5	0-0	0-0	0-0	2	0-0
10/11	Oregon St.	1-1-2	0-0	0-0	0-0	0	0-0
10/25	SMU	2-1-3	0-0	0-0	1-0	0	0-0
11/1	FSU	1-4-5	0-0	0-0	0-0	1	0-0
11/8	Virginia	3-0-3	0-0	0-0	0-0	0	0-0
11/15	UNC	2-1-3	0-0	0-0	0-0	1	0-0
11/22	Delaware	2-1-3	10-1	0-0	0-0	0	1-0
11/29	Duke	1-2-3	0-0	0-0	0-0	1	0-0
<b>Total</b>	<b>12-12</b>	<b>19-15-34</b>	<b>10-1</b>	<b>0-0</b>	<b>1-0</b>	<b>8</b>	<b>1-1</b>

## #5 DAVAUGHN PATTERSON

6-0, 217, R-So., North Jacksonville, Fl.

### 2025 (Redshirt Sophomore)

Led the Demon Deacons with a career-high three pass breakups, along with seven total tackles, during the victory against Western Carolina... Notched a team-high eight tackles with three solo tackles and a tackle for loss in the win against Virginia Tech... Notched seven tackles with four solo efforts, a forced fumble, and a team-high three pass breakups in the win over SMU... Added 10 tackles with three solo efforts against Duke.

### 2024 (Redshirt Freshman)

Started every game during the 2024 season for the Demon Deacons... Finished the season with 74 tackles, with 28 solo tackles and 3.5 tackles for loss, as well as forced fumble, and interception, and three pass deflections... Recorded nine tackles with 0.5 tackles-for-loss against Ole Miss... Recorded a career-high 12 tackles with five solo tackles, a tackle-for-loss, and a forced fumble against Clemson... Added five tackles with one solo tackle and a tackle for loss and his first career interception in the win against Stanford... Added eight tackles with four solo tackles and a pass breakup against California... Totaled 11 tackles with five solo tackles against Miami... Recorded eight tackles with

four solo tackles and a pass deflection against Duke.

### 2023 (Freshman)

Appeared in four games and started against Syracuse during the 2023 season for the Deacs... Finished the season with nine tackles including three solo tackles... Recorded his first career tackle in the win against Elon... Recorded a career-high five tackles with two solo tackles against Syracuse.

### High School

All Conference Junior and Senior Year. Posted 64 tackles, 6.0 tackles for loss, 1.0 sacks, two interceptions, five pass deflections, three forced fumbles and one fumble recovery in nine games played on defense as a senior ... Also played on offense, recording 13 rushing touchdowns on 587 rushing yards ... As a junior, he was a two-way player, running for 351 yards and six touchdowns while making 88 tackles on defense. Also had three interceptions and three forced fumbles .... Started on varsity since freshman year ... Also ran track and was a district qualifier in the 400m-dash (52.28) and the long jump (18'11.75") as a junior.

### Personal

Son of Nandi Patterson and Dashawn Patterson...Born on Nov. 11, 2004.

## PATTERSON'S CAREER DEFENSIVE STATS

	G-GS	S-A-Tot	TFL-Yds	Sk-Yds	Int-Yds	PBU	FF-FR
2023	6-0	3-6-9	0-0	0-0	0-0	0	0-0
2024	12-12	28-46-74	3-5-8	0-0	1-0	3	1-0
2025	12-12	34-44-78	40-5	0-0	0-0	9	1-0
<b>Total</b>	<b>30-24</b>	<b>65-96-161</b>	<b>7-5-13</b>	<b>0-0</b>	<b>1-0</b>	<b>12</b>	<b>2-0</b>

## PATTERSON'S 2023 GAME-BY-GAME STATS

Date	Opp.	S-A-Tot	TFL-Yds	Sk-Yds	Int-Yds	PBU	FF-FR
8/31	Elon	0-1-1	0-0	0-0	0-0	0	0-0
9/9	Vandy	0-0-0	0-0	0-0	0-0	0	0-0
9/16	ODU	1-2-3	0-0	0-0	0-0	0	0-0
9/23	GT	0-0-0	0-0	0-0	0-0	0	0-0
10/28	FSU	0-0-0	0-0	0-0	0-0	0	0-0
11/1	NCST	0-0-0	0-0	0-0	0-0	0	0-0
<b>Total</b>	<b>6-0</b>	<b>1-3-3</b>	<b>0-0</b>	<b>0-0</b>	<b>0-0</b>	<b>0</b>	<b>0-0</b>

## PATTERSON'S 2024 GAME-BY-GAME STATS

Date	Opp.	S-A-Tot	TFL-Yds	Sk-Yds	Int-Yds	PBU	FF-FR
8/29	NC&T	2-3-5	0-0	0-0	0-0	0	0-0
9/7	Virginia	1-3-4	0-5-1	0-0	0-0	0	0-0
9/14	Ole Miss	0-9-9	0-5-1	0-0	0-0	0	0-0
9/28	Louisiana	1-0-1	0-0	0-0	0-0	1	0-0
10/5	NC ST	1-0-1	0-0	0-0	0-0	0	0-0
10/12	Clemson	5-7-12	10-3	0-0	0-0	0	1-0
10/19	UConn	1-4-5	0-5-1	0-0	0-0	0	0-0
10/26	Stanford	1-4-5	10-2	0-0	1-0	0	0-0
11/8	California	4-4-8	0-0	0-0	0-0	1	0-0
11/16	UNC	3-2-5	0-0	0-0	0-0	0	0-0
11/23	Miami	5-6-11	0-0	0-0	0-0	0	0-0
11/30	Duke	4-4-8	0-0	0-0	0-0	1	0-0
<b>Total</b>	<b>11-11</b>	<b>24-42-66</b>	<b>3-5-8</b>	<b>0-0</b>	<b>1-0</b>	<b>1</b>	<b>1-0</b>

## PATTERSON'S 2025 GAME-BY-GAME STATS

Date	Opp.	S-A-Tot	TFL-Yds	Sk-Yds	Int-Yds	PBU	FF-FR
8/29	Kennesaw	1-3-4	0-0	0-0	0-0	0	0-0
9/6	W. Carolina	3-4-7	0-5-1	0-0	0-0	3	0-0
9/11	NC State	2-3-5	0-0	0-0	0-0	1	0-0
9/27	Georgia Tech	5-4-9	0-5-0	0-0	0-0	0	0-0
10/4	Virginia Tech	3-5-8	10-2	0-0	0-0	0	0-0
10/11	Oregon St.	3-2-5	0-0	0-0	0-0	0	0-0
10/25	SMU	4-3-7	0-5-0	0-0	0-0	3	1-0
11/1	FSU	3-2-5	10-2	0-0	0-0	0	0-0
11/8	Virginia	3-5-8	0-0	0-0	0-0	1	0-0
11/15	UNC	4-3-7	0-0	0-0	0-0	1	0-0
11/22	Delaware	0-3-3	0-0	0-0	0-0	0	0-0
11/29	Duke	3-7-10	0-5-0	0-0	0-0	0	0-0
<b>Total</b>	<b>12-12</b>	<b>34-44-78</b>	<b>40-5</b>	<b>0-0</b>	<b>0-0</b>	<b>9</b>	<b>1-0</b>

## #6 RUSHAUN TONGUE

6-1, 193, R-So., Pasadena, Md.

### 2024 (Redshirt Freshman)

Saw action in all 12 games during the 2024 season... Recorded a career-high 35 total tackles with 25 solo tackles...Earned a season-high six tackles against UConn...Finished the season with one interception against Duke...Ties a career-high with one forced fumble.

### 2023 (Freshman)

Saw action in five games for the Deacs during the 2023 season... Recorded his first career tackle against Notre Dame... Tied for second on the team with one forced fumble.

### High School

Played on both sides of the ball over three years on varsity at Chesapeake High... Tallied 77 tackles and eight interceptions over his high school career, including three defensive touchdowns at safety... Caught 33 career passes for 657 yards and 13 touchdowns... 2022: Earned First-Team All-County honors at the safety position... Finished his senior season with 41 tackles and a team-high four interceptions (one returned for a touchdown) in 10 games... Also led the Cougars in total touchdowns (12), receptions (17), and receiving yards (350)... Handled kick and punt returning duties for a combined 281 yards and two touchdowns... 2021: First-Team All-County cornerback ...Helped lead his team to a semifinal appearance in the Maryland 3A Playoffs... Finished with a team-high four interceptions (two returned for touchdowns) in addition to 36 tackles his junior year... Led the team with 14 receptions for 307 yards (21.9 YPC) and four touchdowns... Returned one of his three kickoff returns for a touchdown... Ranked as the No. 19 recruit out of the state of Maryland by 247Sports.

### Personal

Son of Nichola (mother) and Russell (father) Tongue... Born on December 14, 2004.. Also played basketball for Chesapeake High.

## TONGUE'S CAREER DEFENSIVE STATS

	GP-GS	S-A-Tot	TFL-Yds	Sk-Yds	Int-Yds	PBU	FF-FR
2023	4-0	1-0-1	0-0	0-0	0-0	0	1-0
2024	12-0	25-10-35	0-0	0-0	1-0	0	1-0
2025	2-2	2-2-4	0-0	0-0	0-0	1	0-0
<b>Total</b>	<b>18-2</b>	<b>28-12-40</b>	<b>0-0</b>	<b>0-0</b>	<b>1-0</b>	<b>1</b>	<b>2-0</b>

## TONGUE'S 2023 GAME-BY-GAME STATS

Date	Opp.	S-A-Tot	TFL-Yds	Sk-Yds	Int-Yds	PBU	FF-FR
10/7	Clemson	0-0-0	0-0	0-0	0-0	0	0-0
11/11	NCST	0-0-0	0-0	0-0	0-0	0	0-0
11/18	NO	1-0-1	0-0	0-0	0-0	0	1-0
11/25	Syracuse	0-0-0	0-0	0-0	0-0	0	0-0
<b>Total</b>	<b>4-0</b>	<b>1-0-1</b>	<b>0-0</b>	<b>0-0</b>	<b>0-0</b>	<b>0</b>	<b>1-0</b>

## TONGUE'S 2024 GAME-BY-GAME STATS

Date	Opp.	S-A-Tot	TFL-Yds	Sk-Yds	Int-Yds	PBU	FF-FR
8/29	NC&T	6-0-6	0-0	0-0	0-0	0	0-0
9/7	Virginia	4-1-5	0-0	0-0	0-0	0	0-0
9/14	Ole Miss	2-1-3	0-0	0-0	0-0	0	0-0
9/28	Louisiana	2-1-3	0-0	0-0	0-0	0	0-0
10/5	NC State	0-1-1	0-0	0-0	0-0	0	0-0
10/12	Clemson	1-1-2	0-0	0-0	0-0	0	0-0
10/19	UConn	4-2-6	0-0	0-0	0-0	0	0-0
10/26	Stanford	2-0-2	0-0	0-0	0-0	0	1-0
11/8	California	1-1-2	0-0	0-0	0-0	0	0-0
11/19	UNC	1-1-2	0-0	0-0	0-0	0	0-0
11/23	Miami	0-0-0	0-0	0-0	0-0	0	0-0
11/30	Duke	3-1-4	0-0	0-0	1-0	0	0-0
<b>Total</b>	<b>12-0</b>	<b>25-10-35</b>	<b>0-0</b>	<b>0-0</b>	<b>1-0</b>	<b>0</b>	<b>1-0</b>

## TONGUE'S 2025 GAME-BY-GAME STATS

Date	Opp.	S-A-Tot	TFL-Yds	Sk-Yds	Int-Yds	PBU	FF-FR
8/29	Kennesaw	2-1-3	0-0	0-0	0-0	1	0-0
9/6	W. Carolina	0-1-1	0-0	0-0	0-0	0	0-0
<b>Total</b>	<b>2-2</b>	<b>2-2-4</b>	<b>0-0</b>	<b>0-0</b>	<b>0-0</b>	<b>1</b>	<b>0-0</b>

## #12 JAXON MULL

5-10, 180, R-Jr., Fort Wayne, Ind.

### 2024 (Redshirt Sophomore)

Saw action in every game with three starts during the 2024 season for the Demon Deacons... Finished the season with 34 tackles with 19 solo tackles and two pass breakups... Recorded eight tackles with one solo tackle as well as a pass breakup against Clemson... Tallied a season-high nine tackles with five solo tackles in the win against Stanford... Added a pass breakup against Louisiana.

### Prior to Wake Forest

#### 2023 (Redshirt Freshman at Purdue)

Did not appear in any games during the 2023 season for the Boilermakers...Named Academic All-Big Ten

### 2022 (Freshman at Purdue)



Did not appear in any games during the 2022 season for the Boilermakers... Redshirted.

#### High School

Played both ways as a senior team captain, earning IH-SAA 4A First Team All-State and First Team All-Region honors...Recorded 794 yards of offense (480 rushing, 314 receiving)...Produced 63 tackles, six interceptions, four forced fumbles and four fumble recoveries... Helped lead his basketball team to a state championship during the 2017-18 season...Qualified for state as a senior in the 110-meter and 300-meter hurdles, while helping his team capture the sectional title...Made regionals in the 100-meter dash and the 4x100-meter relay.

#### Personal

Son of Jina Robbins... Has eight siblings: Jalan, Jaiyre, Alonna Lincoln, Ferrah, Alecia, Jaydon and Erianna... Born on March 19, 2003.

#### MULL'S CAREER DEFENSIVE STATS

	G-GS	S-A-Tot	TFL-Yds	Sk-Yds	Int-Yds	PBU	FF-FR
2024	12-3	19-15-34	0-0	0-0	0-0	2	0-0
<b>Total</b>	<b>12-3</b>	<b>19-15-34</b>	<b>0-0</b>	<b>0-0</b>	<b>0-0</b>	<b>2</b>	<b>0-0</b>

#### MULL'S 2024 GAME-BY-GAME STATS

Date	Opp.	S-A-Tot	TFL-Yds	Sk-Yds	Int-Yds	PBU	FF-FR
8/29	NC A&T	0-0-0	0-0	0-0	0-0	0	0-0
9/7	Virginia	0-0-0	0-0	0-0	0-0	0	0-0
9/14	Ole Miss	1-1-2	0-0	0-0	0-0	0	0-0
9/28	Louisiana	1-0-1	0-0	0-0	0-0	1	0-0
10/5	NC ST	1-0-1	0-0	0-0	0-0	0	0-0
10/12	Clemson	1-7-8	0-0	0-0	0-0	1	0-0
10/19	UConn	0-0-0	0-0	0-0	0-0	0	0-0
10/26	Stanford	5-4-9	0-0	0-0	0-0	0	0-0
11/8	California	3-1-4	0-0	0-0	0-0	0	0-0
11/16	UNC	1-1-2	0-0	0-0	0-0	0	0-0
11/23	Miami	4-0-4	0-0	0-0	0-0	0	0-0
11/30	Duke	2-1-3	0-0	0-0	0-0	0	0-0
<b>Total</b>	<b>11-3</b>	<b>19-15-34</b>	<b>0-0</b>	<b>0-0</b>	<b>0-0</b>	<b>2</b>	<b>0-0</b>

### #13 ASHAAD WILLIAMS

6-2, 178, R-Sr., Russellville, Ala.

#### Prior to Wake Forest

##### 2024 (Redshirt Junior at North Alabama)

Appeared in all 12 games with eight starts during the 2024 season for the Lions... Phil Steele Third Team All-UAC... Recorded 26 tackles with four solo efforts and two tackles-for-loss, including a sack... Led the team with two interceptions and 10 pass breakups... Notched four tackles with three solo tackles against Memphis... Recorded his first career interception and his first career sack in the win over Utah Tech... Totaled a season-high five tackles, including three solo efforts and a tackle-for-loss, against Central Arkansas... Added an interception and three solo tackles against Austin Peay.

##### 2023 (Redshirt Sophomore at North Alabama)

Appeared in all 11 games during the 2023 season for the Lions... Recorded 22 tackles with 15 solo tackles and a career-best 3.5 tackles-for-loss, as well as five pass breakups and a forced fumble... Totaled three solo tackles against Tarleton State... Recorded his first career tackle-for-loss in the game against Eastern Kentucky... Notched a career-high seven tackles with three solo efforts and a tackle-for-loss against Central Arkansas... Added five tackles in the next game against Florida State.

##### 2022 (Redshirt Freshman at North Alabama)

Appeared in all 11 games during the 2022 season for the Lions... Totaled 13 tackles with seven solo efforts... Made his collegiate debut against Indiana State, recording a solo tackle... Added two solo tackles in back-to-back games against UVA Wise and Chattanooga... Recorded a season-high five tackles against Kennesaw State.

##### 2021 (Freshman at North Alabama)

Did not see any action during the 2021 season for the Lions... Redshirted.

#### High School

Played defensive back under head coach John Ritter at Russellville High School... Helped lead the Golden Tigers to the quarterfinals of the state playoffs... Named All-County four time times, Defensive MVP twice, and

All-Area four times... Also lettered in track.

#### Personal

Son of Ashia Suggs and Amil Williams.

#### WILLIAMS' CAREER DEFENSIVE STATS

	G-GS	S-A-Tot	TFL-Yds	Sk-Yds	Int-Yds	PBU	FF-FR
2022	11-0	7-6-13	0-0	0-0	0-0	0	0-0
2023	11-0	15-7-22	3-5-9	0-0	0-0	5	1-0
2024	12-8	22-4-26	2-0-11	1-0-9	2-4-0	8	0-0
2025	4-0	3-1-4	0-0	0-0	0-0	1	0-0
<b>Total</b>	<b>38-8</b>	<b>47-18-65</b>	<b>5-5-20</b>	<b>1-0-9</b>	<b>2-4-0</b>	<b>14</b>	<b>1-0</b>

#### WILLIAMS' 2022 GAME-BY-GAME STATS

Date	Opp.	S-A-Tot	TFL-Yds	Sk-Yds	Int-Yds	PBU	FF-FR
9/1	Indiana St.	1-0-1	0-0	0-0	0-0	0	0-0
9/10	UVA Wise	2-0-2	0-0	0-0	0-0	0	0-0
9/17	Chattanooga	2-0-2	0-0	0-0	0-0	0	0-0
9/24	Tarleton St.	0-0-0	0-0	0-0	0-0	0	0-0
10/8	Kennesaw	2-3-5	0-0	0-0	0-0	0	0-0
10/15	Jacksonville St.	0-1-1	0-0	0-0	0-0	0	0-0
10/22	E. Kentucky	0-0-0	0-0	0-0	0-0	0	0-0
10/29	C. Arkansas	0-0-0	0-0	0-0	0-0	0	0-0
11/5	Austin Peay	0-0-0	0-0	0-0	0-0	0	0-0
11/12	Tenn. Tech	0-0-0	0-0	0-0	0-0	0	0-0
11/19	Memphis	0-2-2	0-0	0-0	0-0	0	0-0
<b>Total</b>	<b>11-0</b>	<b>7-6-13</b>	<b>0-0</b>	<b>0-0</b>	<b>0-0</b>	<b>0</b>	<b>0-0</b>

#### WILLIAMS' 2023 GAME-BY-GAME STATS

Date	Opp.	S-A-Tot	TFL-Yds	Sk-Yds	Int-Yds	PBU	FF-FR
8/26	Mercer	0-0-0	0-0	0-0	0-0	0	0-0
9/2	Chattanooga	0-0-0	0-0	0-0	0-0	1	0-0
9/9	Tarleton St.	3-0-3	0-0	0-0	0-0	1	0-0
9/16	Tenn. Tech	0-0-0	0-0	0-0	0-0	1	0-0
9/23	UT Martin	0-0-0	0-0	0-0	0-0	0	0-0
9/30	E. Kentucky	1-0-1	1-0-1	0-0	0-0	1	0-0
10/4	ACU	1-1-2	0-5-1	0-0	0-0	0	0-0
10/21	Utah Tech	1-0-1	0-0	0-0	0-0	0	0-0
10/28	Austin Peay	3-0-3	0-0	0-0	0-0	0	0-0
11/4	C. Arkansas	3-4-7	1-0-1	0-0	0-0	1	0-0
11/18	FSU	3-2-5	1-0-6	0-0	0-0	0	1-0
<b>Total</b>	<b>11-0</b>	<b>15-7-22</b>	<b>3-5-9</b>	<b>0-0</b>	<b>0-0</b>	<b>5</b>	<b>1-0</b>

#### WILLIAMS' 2024 GAME-BY-GAME STATS

Date	Opp.	S-A-Tot	TFL-Yds	Sk-Yds	Int-Yds	PBU	FF-FR
8/24	SEMO	3-0-3	0-0	0-0	0-0	0	0-0
8/31	Memphis	3-1-4	0-0	0-0	0-0	0	0-0
9/7	Illinois St.	0-0-0	0-0	0-0	0-0	0	0-0
9/14	UT Martin	2-1-3	0-0	0-0	0-0	0	0-0
9/21	Tarleton St.	1-0-1	0-0	0-0	0-0	0	0-0
9/28	W. Georgia	0-0-0	0-0	0-0	0-0	0	0-0
10/5	Utah Tech	2-0-2	1-0-9	1-0-9	1-4-0	2	0-0
10/12	ACU	1-0-1	0-0	0-0	0-0	3	0-0
10/26	C. Arkansas	3-2-5	1-0-2	0-0	0-0	1	0-0
11/2	Austin Peay	3-0-3	0-0	0-0	1-0	0	0-0
11/9	S. Utah	3-0-3	0-0	0-0	0-0	1	0-0
11/23	E. Kentucky	1-0-1	0-0	0-0	0-0	1	0-0
<b>Total</b>	<b>12-8</b>	<b>22-4-26</b>	<b>2-0-11</b>	<b>1-0-9</b>	<b>2-4-0</b>	<b>8</b>	<b>0-0</b>

#### WILLIAMS' 2025 GAME-BY-GAME STATS

Date	Opp.	S-A-Tot	TFL-Yds	Sk-Yds	Int-Yds	PBU	FF-FR
8/29	Kennesaw	1-0-1	0-0	0-0	0-0	0	0-0
9/6	W. Carolina	1-0-1	0-0	0-0	0-0	0	0-0
9/11	NC State	1-1-2	0-0	0-0	0-0	1	0-0
10/25	SMU	0-0-0	0-0	0-0	0-0	0	0-0
<b>Total</b>	<b>4-0</b>	<b>3-1-4</b>	<b>0-0</b>	<b>0-0</b>	<b>0-0</b>	<b>1</b>	<b>0-0</b>

### #17 ZAMARI STEVENSON

5-10, 180, R-Jr., Statesville, N.C.

##### 2025 (Redshirt Junior)

Recorded an interception, as well as three total tackles, in the victory over Western Carolina.

##### 2024 (Redshirt Sophomore)

Saw action in all twelve games while making two starts during the 2024 season...Totaled 29 tackles on the season and one tackle-for-loss...Earned a season-high eight tackles in the victory against N.C. State...Finished the season with 19 solo and 10 assisted tackles...Tallied first career interception in victory over Stanford.

##### 2023 (Sophomore)

Did not see any action during the 2023 season... Redshirted.

##### 2022 (Freshman)

Saw action in nine games during the 2022 season, helping lead the team to its seventh consecutive bowl game

and back-to-back bowl wins with a victory over Missouri in the Gasparilla Bowl...Finished the season with one tackle, coming in the opening victory against VMI.

#### High School

2021: Named the Iredell County Player of the Year as he helped lead Statesville to a 12-1 record by playing both sides of the ball to help his team win... Named the Western Foothills Athletic Conference Player of the Year... At quarterback, Stevenson passed for 1,621 yards and threw for 16 touchdowns... Additionally on offense, he rushed the ball 107 carries for 827 yards and 20 touchdowns and he has caught seven passes for 156 yards and a pair of scores... Defensively, he recorded 32 tackles, 2.5 tackles-for-loss, four interceptions and one forced fumble... Earned a spot on the NC Team for the Carolina Bowl and a spot on the all-conference team... 2020: In an eight-game COVID-shortened season, Stevenson played in seven games and tallied 18 tackles, four interceptions, seven pass breakups, four forced fumbles and one fumble recovery... 2019: Helped Statesville to a 12-1 record and totaled 31 tackles, one tackle-for-loss and one interception... 2018: Earned Statesville High School's Coaches Award... Ranked as the No. 23 prospect in North Carolina and the No. 81 cornerback nationally by 247Sports ... Also ran track and field.

#### Personal

Son of Kristen Stevenson (Mother) ... Has a younger brother, Zayden ... Born Dec. 27, 2003 ... Plans to major in Communication.

#### STEVENSON'S CAREER DEFENSIVE STATS

	G-GS	S-A-Tot	TFL-Yds	Sk-Yds	Int-Yds	PBU	FF-FR
2022	9-0	0-1-1	0-0	0-0	0-0	0	0-0
2024	12-2	19-10-29	1-0-5	0-0	1-0	1	0-0
2025	12-0	11-7-18	0-0	0-0	1-5	0	0-0
<b>Total</b>	<b>33-2</b>	<b>30-18-48</b>	<b>1-0-5</b>	<b>0-0</b>	<b>2-5</b>	<b>1</b>	<b>0-0</b>

#### STEVENSON'S 2022 GAME-BY-GAME STATS

Date	Opp.	S-A-Tot	TFL-Yds	Sk-Yds	Int-Yds	PBU	FF-FR
9/01	VMI	0-1-1	0-0	0-0	0-0	0	0-0
9/10	Vanderbilt	0-0-0	0-0	0-0	0-0	0	0-0
9/17	Liberty	0-0-0	0-0	0-0	0-0	0	0-0
9/24	Army	0-0-0	0-0	0-0	0-0	0	0-0
10/01	Florida St.	0-0-0	0-0	0-0	0-0	0	0-0
10/08	Army	0-0-0	0-0	0-0	0-0	0	0-0
10/22	BC	0-0-0	0-0	0-0	0-0	0	0-0
10/29	Louisville	0-0-0	0-0	0-0	0-0	0	0-0
11/12	UNC	0-0-0	0-0	0-0	0-0	0	0-0
<b>Total</b>	<b>9-0</b>	<b>0-1-1</b>	<b>0-0</b>	<b>0-0</b>	<b>0-0</b>	<b>0</b>	<b>0-0</b>

#### STEVENSON'S 2024 GAME-BY-GAME STATS

Date	Opp.	S-A-Tot	TFL-Yds	Sk-Yds	Int-Yds	PBU	FF-FR
8/29	NC A&T	2-0-2	0-0	0-0	0-0	0	0-0
9/7	Virginia	0-2-2	0-0	0-0	0-0	0	0-0
9/14	Ole Miss	0-0-0	0-0	0-0	0-0	0	0-0
9/28	Louisiana	2-1-3	0-0	0-0	0-0	0	0-0
10/5	NC St	3-5-8	1-0-5	0-0	0-0	0	0-0
10/12	Clem	3-1-4	0-0	0-0	0-0	0	0-0
10/19	UConn	0-0-0	0-0	0-0	0-0	0	0-0
10/26	Stanford	2-0-2	0-0	0-0	1-0	0	0-0
11/8	California	6-1-7	0-0	0-0	0-0	0	0-0
11/19	UNC	1-0-1	0-0	0-0	0-0	0	0-0
11/23	Miami	0-0-0	0-0	0-0	0-0	0	0-0
11/30	Duke	0-0-0	0-0	0-0	0-0	0	0-0
<b>Total</b>	<b>12-2</b>	<b>19-10-29</b>	<b>1-0-5</b>	<b>0-0</b>	<b>1-0</b>	<b>0</b>	<b>0-0</b>

#### STEVENSON'S 2025 GAME-BY-GAME STATS

Date	Opp.	S-A-Tot	TFL-Yds	Sk-Yds	Int-Yds	PBU	FF-FR
8/29	Kennesaw	2-0-2	0-0	0-0	0-0	0	0-0
9/6	W. Carolina	1-2-3	0-0	0-0	1-5	0	0-0
9/11	NC State	4-1-5	0-0	0-0	0-0	0	0-0
9/27	Georgia Tech	0-1-1	0-0	0-0	0-0	0	0-0
10/4	Virginia Tech	1-0-1	0-0	0-0	0-0	0	0-0
10/11	Oregon St.	2-0-2	0-0	0-0	0-0	0	0-0
10/25	SMU	0-0-0	0-0	0-0	0-0	0	0-0
11/1	FSU	0-1-1	0-0	0-0	0-0	0	0-0
11/8	Virginia	0-0-0	0-0	0-0	0-0	0	0-0
11/15	UNC	1-1-1	0-0	0-0	0-0	0	0-0
11/22	Delaware	0-1-1	0-0	0-0	0-0	0	0-0
11/29	Duke	0-0-0	0-0	0-0	0-0	0	0-0
<b>Total</b>	<b>11-0</b>	<b>11-7-18</b>	<b>0-0</b>	<b>0-0</b>	<b>1-5</b>	<b>0</b>	<b>0-0</b>

### #20 LARDARIUS WEBB JR.

5-9, 168, R-Sr., Opelika, Ala.

**2025 (Redshirt Senior)**

Recorded seven tackles with four solo efforts against Western Carolina...Added a pair of pass breakups in the win over Oregon State... Made the game-winning pass breakup in the end zone to help Wake Forest upset No. 12 Virginia on the road.

**Prior to Wake Forest****2024 (Redshirt Junior at South Alabama)**

Appeared in all 13 games while making 12 starts during the 2024 season for the Jaguars... Recorded 41 tackles with 27 solo efforts and two tackles-for-loss, as well as two interceptions and three pass breakups... Totaled four solo tackles against Ohio... Added his first interception of the season, as well as four tackles with two solo tackles and 0.5 tackles-for-loss, against LSU... Added a pair of pass breakups in the conference opener against Appalachian State... Recorded a 72-yard interception and four solo tackles against Troy... Totaled a season-high six tackles in the victory over Southern Miss... Added a tackle in the Jaguars' victory over Western Michigan n the IS4S Salute to Veterans Bowl.

**Prior to South Alabama****2023 (Junior at Oklahoma State)**

Appeared in four games during the 2023 season for the Cowboys... Saw action against Central Arkansas, Arizona State, Cincinnati, and UCF... Redshirted.

**Prior to Oklahoma State****2022 (Sophomore at Jones College)**

Started all 10 games during the 2022 season for the Bobcats... Earned NJCAA All-American honors... Recorded 28 tackles with 15 solo efforts and four tackles-for-loss, six pass breakups, and six interceptions... His six interceptions were tied for the national lead for the 2022 season... Also added 51 punt return yards on eight attempts... Recorded an interception in back-to-back games against Itawamba and East Mississippi while also adding a combined six tackles with four solo tackles and a tackle-for-loss, and two pass breakups in those two contests... Added a 50-yard interception return against Hinds... Tallied a season-high five tackles and a 70-yard interception return for a touchdown in the season finale against Northwest.

**2021 (Freshman at Jones College)**

Appeared in all 10 games while making six starts during the 2021 season for the Bobcats... Named First Team All-MACCC after recording 29 tackles with 20 solo efforts and three tackles-for-loss, as well as three interceptions and nine pass breakups... Totaled three pass breakups against both Northwest and Itawamba, while also adding a season-high six tackles with two tackles-for-loss against Northwest... Recorded a 62-yard punt return for a touchdown in the season opener against Northeast... Had a 75-yard pick six in the victory over Hinds... Earned Academic All-MACCC honors.

**High School**

Played his senior season at Jackson Academy... Recorded 58 tackles, five tackles-for-loss, and nine pass breakups during his senior season... Ranked as the No. 25 player in Mississippi by 247Sports and the No.2 overall player in the MAIS... Earned Clarion Ledger Second Team All-State honors as a defensive back... Recorded a pair of interceptions, including the game-winning 72 yard pick in the MAIS All-Star Game... Transferred in from Beauregard High School, where he had 51 tackles and three interceptions during his junior year... Also an MAIS 5A Overall 4x100 and 200 meter champion in track.

**Personal**

Son of Lardarius Webb and Precious Dowdell... Father, Lardarius, played nine seasons in the NFL with the Baltimore Ravens, where he won a Super Bowl and was considered to be one of the top defensive backs in the league during his career... Born on January 11, 2003.

**WEBB'S CAREER DEFENSIVE STATS**

	G-GS	S-A-Tot	TFL-Yds	Sk-Yds	Int-Yds	PBU	FF-FR
2021	10-6	20-9-29	30-5	0-0	3-170	9	0-0
2022	10-10	15-13-28	40-12	0-0	6-276	6	0-0
2023	4-0	0-0-0	0-0	0-0	0-0	0	0-0
2024	13-12	27-14-41	20-5	0-0	2-72	3	0-0
2025	12-6	18-15-33	20-7	10-3	0-0	6	0-0
<b>Total</b>	<b>49-34</b>	<b>80-51-131</b>	<b>110-29</b>	<b>10-3</b>	<b>11-518</b>	<b>33</b>	<b>0-0</b>

**WEBB'S 2021 GAME-BY-GAME STATS**

Date	Opp.	S-A-Tot	TFL-Yds	Sk-Yds	Int-Yds	PBU	FF-FR
9/2	Northwest	0-1-1	0-0	0-0	0-0	1	0-0
9/9	Northwest	4-2-6	20-4	0-0	0-0	3	0-0
9/16	East Central	1-2-3	0-0	0-0	1-1	0	0-0
9/23	Itawamba	1-1-2	0-0	0-0	0-0	3	0-0
9/30	Hinds	3-2-5	0-0	0-0	1-75	0	0-0
10/9	Southwest	1-0-1	0-0	0-0	0-0	0	0-0
10/14	Pearl River	2-0-2	0-0	0-0	0-0	1	0-0
10/21	Gulf Coast	4-0-4	10-1	0-0	0-0	0	0-0
10/28	C-L	2-0-2	0-0	0-0	1-94	1	0-0
11/6	Northwest	2-1-3	0-0	0-0	0-0	0	0-0
<b>Total</b>	<b>10-6</b>	<b>20-9-29</b>	<b>30-5</b>	<b>0-0</b>	<b>3-170</b>	<b>9</b>	<b>0-0</b>

**WEBB'S 2022 GAME-BY-GAME STATS**

Date	Opp.	S-A-Tot	TFL-Yds	Sk-Yds	Int-Yds	PBU	FF-FR
9/1	Itawamba	1-2-3	0-0	0-0	1-18	0	0-0
9/8	E. Mississippi	3-0-3	10-3	0-0	1-30	2	0-0
9/15	C-L	1-3-4	0-0	0-0	0-0	1	0-0
9/22	East Central	1-0-1	10-2	0-0	0-0	0	0-0
9/29	Hinds	2-1-3	10-4	0-0	1-50	1	0-0
10/6	Pearl River	1-1-2	10-3	0-0	0-0	1	0-0
10/13	Southwest	2-1-3	0-0	0-0	1-70	0	0-0
10/20	Miss. Delta	1-0-1	0-0	0-0	1-38	0	0-0
10/27	Gulf Coast	2-1-3	0-0	0-0	0-0	0	0-0
11/5	Northwest	1-4-5	0-0	0-0	1-70	1	0-0
<b>Total</b>	<b>10-10</b>	<b>15-13-28</b>	<b>40-12</b>	<b>0-0</b>	<b>6-276</b>	<b>6</b>	<b>0-0</b>

**WEBB'S 2023 GAME-BY-GAME STATS**

Date	Opp.	S-A-Tot	TFL-Yds	Sk-Yds	Int-Yds	PBU	FF-FR
9/2	C. Arkansas	0-0-0	0-0	0-0	0-0	0	0-0
9/9	Arizona St.	0-0-0	0-0	0-0	0-0	0	0-0
10/28	Cincinnati	0-0-0	0-0	0-0	0-0	0	0-0
11/11	UCF	0-0-0	0-0	0-0	0-0	0	0-0
<b>Total</b>	<b>4-0</b>	<b>0-0-0</b>	<b>0-0</b>	<b>0-0</b>	<b>0-0</b>	<b>0</b>	<b>0-0</b>

**WEBB'S 2024 GAME-BY-GAME STATS**

Date	Opp.	S-A-Tot	TFL-Yds	Sk-Yds	Int-Yds	PBU	FF-FR
8/31	North Texas	1-2-3	0-0	0-0	0-0	0	0-0
9/7	Ohio	4-0-4	0-0	0-0	0-0	0	0-0
9/12	NW State	1-0-1	0-0	0-0	0-0	0	0-0
9/19	App State	2-0-2	0-0	0-0	0-0	2	0-0
9/28	LSU	2-2-4	05-3	0-0	1-0	0	0-0
10/5	Ark. State	1-2-3	15-2	0-0	0-0	0	0-0
10/15	Troy	4-0-4	0-0	0-0	1-72	0	0-0
10/26	ULM	2-2-4	0-0	0-0	0-0	0	0-0
11/2	Georgia So.	0-2-2	0-0	0-0	0-0	0	0-0
11/16	Louisiana	3-1-4	0-0	0-0	0-0	1	0-0
11/23	So. Miss.	4-2-6	0-0	0-0	0-0	0	0-0
11/29	Texas State	2-1-3	0-0	0-0	0-0	0	0-0
12/14	W. Mich.	1-0-1	0-0	0-0	0-0	0	0-0
<b>Total</b>	<b>13-12</b>	<b>27-14-41</b>	<b>20-5</b>	<b>0-0</b>	<b>2-72</b>	<b>3</b>	<b>0-0</b>

**WEBB'S 2025 GAME-BY-GAME STATS**

Date	Opp.	S-A-Tot	TFL-Yds	Sk-Yds	Int-Yds	PBU	FF-FR
8/29	Kennesaw	1-0-1	0-0	0-0	0-0	0	0-0
9/6	W. Carolina	4-3-7	0-0	0-0	0-0	0	0-0
9/11	NC State	1-2-3	10-4	0-0	0-0	0	0-0
9/27	Georgia Tech	3-0-3	0-0	0-0	0-0	1	0-0
10/4	Virginia Tech	1-1-2	0-0	0-0	0-0	1	0-0
10/11	Oregon St.	1-1-2	0-0	0-0	0-0	2	0-0
10/25	SMU	1-2-3	0-0	0-0	0-0	0	0-0
11/1	FSU	3-0-3	10-3	10-3	0-0	0	0-0
11/8	Virginia	0-2-2	0-0	0-0	0-0	0	0-0
11/15	UNC	2-2-4	0-0	0-0	0-0	1	0-0
11/22	Delaware	2-2-4	0-0	0-0	0-0	1	0-0
11/29	Duke	0-0-0	0-0	0-0	0-0	0	0-0
<b>Total</b>	<b>12-6</b>	<b>18-15-33</b>	<b>10-3</b>	<b>10-3</b>	<b>0-0</b>	<b>6</b>	<b>0-0</b>

**#22 MYLES TURPIN**

**5-11, 202, R-Fr., Ashburn, Va.**

**2025 (Redshirt Freshman)**

Totaled a team-high four solo tackles in the win over Virginia Tech.

**2024 (Freshman)**

Saw action in nine games during the 2024 season for the Demon Deacons...Played 62 snaps with a season-high 13 against Clemson...Tallied two tackles in his first year as a Deacon.

**High School**

Garnered VHSL Class 5 All-State and All-MET honors as a senior... Also named a First Team All-District and First Team All-Region selection at defensive back...Recorded 187 total tackles with 136 solo tackles and 11.0 tackles for loss during his career at Stone Bridge High School...

Ended his career with 10 interceptions, 23 pass deflections, two fumble recoveries and four forced fumbles... Posted 57 tackles including 41 solo tackles while also having 3.0 tackles for loss, three interceptions, two forced fumbles and three pass deflections as a senior... Tallied 72 tackles including 47 solo tackles while having 7.0 tackles for loss, seven interceptions and 17 pass deflections as a junior...Led his team to a 9-5 record his senior year in 2023, getting to the Virginia 5A State Championship...Helped lead Stone Bridge to a 5A Virginia State Championship and 15-0 record in 2021 and a 12-2 record in 2022.

**Personal**

Son of Joanna and Louis Turpin.

**TURPIN'S CAREER DEFENSIVE STATS**

	G-GS	S-A-Tot	TFL-Yds	Sk-Yds	Int-Yds	PBU	FF-FR
2024	9-0	1-1-2	0-0	0-0	0-0	0	0-0
2025	12-0	15-7-22	05-0	0-0	0-0	0	0-0
<b>Total</b>	<b>21-0</b>	<b>16-8-24</b>	<b>05-0</b>	<b>0-0</b>	<b>0-0</b>	<b>0</b>	<b>0-0</b>

**TURPIN'S 2024 GAME-BY-GAME STATS**

Date	Opp.	S-A-Tot	TFL-Yds	Sk-Yds	Int-Yds	PBU	FF-FR
8/29	NC A&T	0-1-1	0-0	0-0	0-0	0	0-0
10/5	NC ST	0-0-0	0-0	0-0	0-0	0	0-0
10/12	Clemson	1-0-1	0-0	0-0	0-0	0	0-0
10/19	UConn	0-0-0	0-0	0-0	0-0	0	0-0
10/26	Stanford	0-0-0	0-0	0-0	0-0	0	0-0
11/8	California	0-0-0	0-0	0-0	0-0	0	0-0
11/19	UNC	0-0-0	0-0	0-0	0-0	0	0-0
11/23	Miami	0-0-0	0-0	0-0	0-0	0	0-0
11/30	Duke	0-0-0	0-0	0-0	0-0	0	0-0
<b>Total</b>	<b>9-0</b>	<b>1-1-2</b>	<b>0-0</b>	<b>0-0</b>	<b>0-0</b>	<b>0</b>	<b>0-0</b>

**TURPIN'S 2025 GAME-BY-GAME STATS**

Date	Opp.	S-A-Tot	TFL-Yds	Sk-Yds	Int-Yds	PBU	FF-FR
8/29	Kennesaw	0-0-0	0-0	0-0	0-0	0	0-0
9/6	W. Carolina	1-0-1	0-0	0-0	0-0	0	0-0
9/11	NC State	0-0-0	0-0	0-0	0-0	0	0-0
9/27	Georgia Tech	3-0-3	0-0	0-0	0-0	0	0-0
10/4	Virginia Tech	4-0-4	0-0	0-0	0-0	0	0-0
10/11	Oregon St.	1-0-1	0-0	0-0	0-0	0	0-0
10/25	SMU	0-0-0	0-0	0-0	0-0	0	0-0
11/1	FSU	2-1-3	0-0	0-0	0-0	0	0-0
11/8	Virginia	0-0-0	0-0	0-0	0-0	0	0-0
11/15	UNC	0-3-3	0-0	0-0	0-0	0	0-0
11/22	Delaware	2-2-4	0-0	0-0	0-0	0	0-0
11/29	Duke	2-1-3	05-0	0-0	0-0	0	0-0
<b>Total</b>	<b>12-0</b>	<b>15-7-22</b>	<b>05-0</b>	<b>0-0</b>	<b>0-0</b>	<b>0</b>	<b>0-0</b>

**#23 BRAYLON JOHNSON**

**6-1, 185, R-So., Richmond, Va.**

**2025 (Redshirt Sophomore)**

Recorded seven tackles with two solo efforts and a half sack in his first career start against NC State.

**Prior to Wake Forest****2024 (Sophomore at Virginia Tech)**

Appeared in four games during the 2024 season for the Hokies... Recorded four tackles with two solo efforts... Mached a career-high with three tackles during the Duke's Mayon Bowl against Minnesota... Redshirted.

**2023 (Freshman at Virginia Tech)**

Appeared in 12 games during the 2023 season for the Hokies... Recorded seven tackles with four solo tackles... Made his collegiate debut against Old Dominion... Recorded his first career tackles against Purdue... Set a career-high with three tackles, including two solo efforts, in the victory over Boston College.

**High School**

Four-year letterman for his dad, Loren Johnson, at Highland Springs High School in Virginia... Helped the Springers to three-straight regional titles and a VHSL Class 5A State Championship as a senior with a record of 15-0.... Earned First Team All-Region 5C as a junior and senior... Garnered VHSL Class 5 All-State honors as a senior... Registered 82 tackles and five interceptions over the last two seasons... Rated a three-star recruit by 247Sports, ESPN, On3, and Rivals... Ranked as the No. 78 safety and No. 24 recruit in Virginia by 247Sports.. Rated as the No. 115 safety and No. 36 recruit in Virginia by ESPN... Named the No. 77 safety and No. 26 overall prospect in Virginia by On3... Ranked as the No.76 safety and No. 15 prospect in Virginia by Rivals...

Invited to the USA U-18 All-American Bowl... Lettered in track and field.

**Personal**  
Son of Loren and Kimberly Johnson... Father, Loren, played football at Virginia Tech from 1995 to 1998... Born on June 11, 2005.

JOHNSON'S CAREER DEFENSIVE STATS							
	G-GS	S-A-Tot	TFL-Yds	Sk-Yds	Int-Yds	PBU	FF-FR
2023	12-0	4-3-7	0-0	0-0	0-0	0	0-0
2024	4-0	2-2-4	0-0	0-0	0-0	0	0-0
2025	12-10	14-21-35	0.5-4	0.5-4	0-0	4	0-0
<b>Total</b>	<b>28-10</b>	<b>20-26-46</b>	<b>0.5-4</b>	<b>0.5-4</b>	<b>0-0</b>	<b>4</b>	<b>0-0</b>

JOHNSON'S 2023 GAME-BY-GAME STATS							
Date	Opp.	S-A-Tot	TFL-Yds	Sk-Yds	Int-Yds	PBU	FF-FR
9/2	ODU	0-0-0	0-0	0-0	0-0	0	0-0
9/9	Purdue	1-0-1	0-0	0-0	0-0	0	0-0
9/16	Rutgers	0-0-0	0-0	0-0	0-0	0	0-0
9/23	Marshall	0-0-0	0-0	0-0	0-0	0	0-0
10/7	FSU	0-2-2	0-0	0-0	0-0	0	0-0
10/14	Wake	0-0-0	0-0	0-0	0-0	0	0-0
10/26	Syracuse	0-0-0	0-0	0-0	0-0	0	0-0
11/4	Louisville	1-0-1	0-0	0-0	0-0	0	0-0
11/11	BC	2-1-3	0-0	0-0	0-0	0	0-0
11/18	NC ST	0-0-0	0-0	0-0	0-0	0	0-0
11/25	Virginia	0-0-0	0-0	0-0	0-0	0	0-0
12/27	Tulane	0-0-0	0-0	0-0	0-0	0	0-0
<b>Total</b>	<b>12-0</b>	<b>4-3-7</b>	<b>0-0</b>	<b>0-0</b>	<b>0-0</b>	<b>0</b>	<b>0-0</b>

JOHNSON'S 2024 GAME-BY-GAME STATS							
Date	Opp.	S-A-Tot	TFL-Yds	Sk-Yds	Int-Yds	PBU	FF-FR
10/5	Stanford	0-1-1	0-0	0-0	0-0	0	0-0
10/17	BC	0-0-0	0-0	0-0	0-0	0	0-0
10/26	GT	0-0-0	0-0	0-0	0-0	0	0-0
1/3	Minnesota	2-1-3	0-0	0-0	0-0	0	0-0
<b>Total</b>	<b>4-0</b>	<b>2-2-4</b>	<b>0-0</b>	<b>0-0</b>	<b>0-0</b>	<b>0</b>	<b>0-0</b>

JOHNSON'S 2025 GAME-BY-GAME STATS							
Date	Opp.	S-A-Tot	TFL-Yds	Sk-Yds	Int-Yds	PBU	FF-FR
8/29	Kennesaw	1-0-1	0-0	0-0	0-0	0	0-0
9/6	W. Carolina	0-0-0	0-0	0-0	0-0	0	0-0
9/11	NC State	2-5-7	0.5-4	0.5-4	0-0	0	0-0
9/27	Georgia Tech	3-3-6	0-0	0-0	0-0	0	0-0
10/4	Virginia Tech	2-0-2	0-0	0-0	0-0	0	0-0
10/11	Oregon St.	0-1-1	0-0	0-0	0-0	1	0-0
10/25	SMU	2-3-5	0-0	0-0	0-0	0	0-0
11/1	FSU	1-2-3	0-0	0-0	0-0	1	0-0
11/8	Virginia	1-1-2	0-0	0-0	0-0	1	0-0
11/15	UNC	0-3-3	0-0	0-0	0-0	0	0-0
11/22	Delaware	1-1-2	0-0	0-0	0-0	0	0-0
11/29	Duke	1-2-3	0-0	0-0	0-0	1	0-0
<b>Total</b>	<b>12-10</b>	<b>14-21-35</b>	<b>0.5-4</b>	<b>0.5-4</b>	<b>0-0</b>	<b>4</b>	<b>0-0</b>

## #27 TRAVON WEST

6-0, 185, R-So., Piedmont, S.C.

**2024 (Redshirt Freshman)**  
Saw action in two games for the Demon Deacons during the 2024 season...Recorded two total tackles against NC State.

**2023 (Freshman)**  
Saw action in three games for the Demon Deacons during the 2023 season... Finished the season with one solo tackle against Notre Dame.

**High School**  
Spent two years at T.L. Hanna High School before transferring to Wren... Played on both sides of the ball as a running back and safety in four years of varsity action... Tallied career totals of 173 tackles, six interceptions, 16 pass deflections and two forced fumbles in 33 career games... Ran for 788 yards (6.0 yards per carry) and 11 touchdowns... Handled kick and punt return duties his junior and senior seasons... **2022:** Finished third on the team with 73 tackles and a tackle for loss... Had a team-high nine pass deflections... Led the team with 602 rushing yards (5.6 per carry) and eight touchdowns in addition to a receiving touchdown and a punt return touchdown... **2021:** Had a team-high five interceptions and five pass deflections in addition to 57 tackles during his junior season... Tallied 171 yards and three touchdowns on just 24 carries... Returned a kickoff for a touchdown... Helped his team to the

second round of the South Carolina 3A playoffs... **2020:** Recorded 30 tackles and two pass deflections as the only sophomore on the defense... Had one rush for 15 yards... **2019:** Tallied 13 tackles and an interception as a freshman... Ranked as the No. 28 recruit out of the state of South Carolina.

**Personal**  
Son of Ebonee Patterson and Travis West... Born on November 12, 2004.

WEST'S CAREER DEFENSIVE STATS							
	G-GS	S-A-Tot	TFL-Yds	Sk-Yds	Int-Yds	PBU	FF-FR
2023	3-0	1-0-1	0-0	0-0	0-0	0	0-0
2024	2-0	1-1-2	0-0	0-0	0-0	0	0-0
2025	12-6	12-18-30	0-0	0-0	0-0	2	0-0
<b>Total</b>	<b>17-6</b>	<b>14-19-33</b>	<b>0-0</b>	<b>0-0</b>	<b>0-0</b>	<b>2</b>	<b>0-0</b>

WEST'S 2023 GAME-BY-GAME STATS							
Date	Opp.	S-A-Tot	TFL-Yds	Sk-Yds	Int-Yds	PBU	FF-FR
11/2	Duke	0-0-0	0-0	0-0	0-0	0	0-0
11/18	ND	1-0-1	0-0	0-0	0-0	0	0-0
11/25	Syracuse	0-0-0	0-0	0-0	0-0	0	0-0
<b>Total</b>	<b>3-0</b>	<b>1-0-1</b>	<b>0-0</b>	<b>0-0</b>	<b>1-0</b>	<b>0</b>	<b>0-0</b>

WEST'S 2024 GAME-BY-GAME STATS							
Date	Opp.	S-A-Tot	TFL-Yds	Sk-Yds	Int-Yds	PBU	FF-FR
8/29	NC A&T	0-0-0	0-0	0-0	0-0	0	0-0
10/5	NC ST	1-1-2	0-0	0-0	0-0	0	0-0
<b>Total</b>	<b>2-0</b>	<b>1-1-2</b>	<b>0-0</b>	<b>0-0</b>	<b>0-0</b>	<b>0</b>	<b>0-0</b>

WEST'S 2025 GAME-BY-GAME STATS							
Date	Opp.	S-A-Tot	TFL-Yds	Sk-Yds	Int-Yds	PBU	FF-FR
8/29	Kennesaw	3-1-4	0-0	0-0	0-0	0	0-0
9/6	W. Carolina	0-2-2	0-0	0-0	0-0	0	0-0
9/11	NC State	1-6-7	0-0	0-0	0-0	1	0-0
9/27	Georgia Tech	1-2-3	0-0	0-0	0-0	0	0-0
10/4	Virginia Tech	1-2-3	0-0	0-0	0-0	0	0-0
10/11	Oregon St.	0-1-1	0-0	0-0	0-0	0	0-0
10/25	SMU	1-0-1	0-0	0-0	0-0	0	0-0
11/1	FSU	0-0-0	0-0	0-0	0-0	0	0-0
11/8	Virginia	3-2-5	0-0	0-0	0-0	0	0-0
11/15	UNC	1-0-1	0-0	0-0	0-0	0	0-0
11/22	Delaware	1-1-2	0-0	0-0	0-0	1	0-0
11/29	Duke	0-1-1	0-0	0-0	0-0	0	0-0
<b>Total</b>	<b>12-6</b>	<b>12-18-30</b>	<b>0-0</b>	<b>0-0</b>	<b>0-0</b>	<b>2</b>	<b>0-0</b>

## #28 JACOB COSBY-MOSLEY

5-11, 197, R-Fr., West Palm Beach, FL.

**2024 (Freshman)**  
Saw action in two games during the 2024 season for the Demon Deacons... Played a total of eight plays during the 2024 season, including four snaps against both California and Miami.

**High School**  
Named as a finalist for the Lou Groza Palm Beach County Player of the Year as a senior...Led his team to an 8-3 record in 2023...Recorded 122 tackles with 85 solo tackles and 4.0 tackles for loss during his time at The Benjamin School... Ended his career with 3.0 sacks, seven interceptions, three fumble recoveries and 3 forced fumbles... Helped lead The Benjamin School to a 5-5 record in 2022 and an 8-4 record in 2021...Totalled 38 tackles and a sack on defense and on offense passed for 1,177 yards and ran for 163 more, accounting for 16 total touchdowns...Multi-sport athlete that also competes in track and field events and plays basketball...FHSAA 1A state qualifier as a junior in both the 110-meter hurdles and the triple jump, placing fifth and 11th respectively in each event...Took bronze in the triple jump as a sophomore with a personal-best 44-10.25 effort.

**Personal**  
Son of Alysah Cosby-Mosley and Shaun Mosley... Born on September 10, 2005... High school teammates with Wake Forest wide receiver Micah Mays.

COSBY-MOSLEY'S CAREER DEFENSIVE STATS							
	G-GS	S-A-Tot	TFL-Yds	Sk-Yds	Int-Yds	PBU	FF-FR
2024	2-0	0-0-0	0-0	0-0	0-0	0	0-0
2025	1-0	0-0-0	0-0	0-0	0-0	0	0-0
<b>Total</b>	<b>3-0</b>	<b>0-0-0</b>	<b>0-0</b>	<b>0-0</b>	<b>0-0</b>	<b>0</b>	<b>0-0</b>

COSBY-MOSLEY'S 2024 GAME-BY-GAME STATS							
Date	Opp.	S-A-Tot	TFL-Yds	Sk-Yds	Int-Yds	PBU	FF-FR
11/8	California	0-0-0	0-0	0-0	0-0	0	0-0
11/23	Miami	0-0-0	0-0	0-0	0-0	0	0-0
<b>Total</b>	<b>2-0</b>	<b>0-0-0</b>	<b>0-0</b>	<b>0-0</b>	<b>0-0</b>	<b>0</b>	<b>0-0</b>

## #45 NICK ANDERSEN

5-11, 197, R-Sr., Clinton, Va.

- Career Accolades**
- 2024 All-ACC Third Team
  - 2022 Lott Impact Trophy Watch List
  - 2021 Lott IMPACT Trophy Watch List
  - 2021 Athlon Preseason All-ACC Second Team
  - 2021 Lindy's Sports Preseason All-ACC Second Team
  - 2020 All-ACC Third Team by the league
  - 2020 All-ACC Third Team by Phil Steele
  - 2020 All-ACC Fourth Team by Coaches
  - 2020 All-ACC Academic Team
  - Bronko Nagurski National Defensive Player of the Week by the FWAA (Oct. 27, 2020)
  - Walter Camp National Defensive Player of the Week (Oct. 25, 2020)
  - College Sports Madness National Defensive Player of the Week (Oct. 25, 2020)

**2025 (Redshirt Senior)**  
Led the Demon Deacons with nine tackles with three solo tackles, as well as two pass breakups, during the season-opening victory over Kennesaw State... Totalled a team-high 11 tackles with five solo tackles and a tackle for loss against NC State... Added seven tackles with two solo efforts and the game-sealing pass breakup during the win against Virginia Tech... Led Wake Forest with nine tackles, including five solo efforts, in the victory against Oregon State... Recorded five tackles, a pair of breakups, and a blocked field goal in the victory over North Carolina

**2024 (Redshirt Junior)**  
Started in every game during the 2024 season for the Demon Deacons... Named to the All-ACC Third Team... Finished seventh in the country with a career-high 122 total tackles... Finished the season with a career-high 56 solo tackles, leading the Demon Deacons... Also added two interceptions, a forced fumble, and a fumble recovery... Tallied double-digit tackles in six games, including a career-high 14 against North Carolina A&T... Recorded the game-sealing interception, as well as six tackles and a fumble recovery, in the Demon Deacons win over Stanford... Tallied 12 tackles and a 30-yard interception return in the game against California.

**2023(Redshirt Sophomore)**  
Saw action in every game during the 20234 season for the Demon Deacons... Finished the season with 33 total tackles including 19 solo tackles, 0.5 tackle-for-loss, 0.5 sack, one quarterback hurry, three pass breakups and one interception... Recorded a season-high five tackles against Virginia Tech, NC State and Notre Dame.

**2022 (Sophomore)**  
Did not see action in a game, earning a redshirt.

**2021 (Freshman)**  
Appeared in 11 games during the historic 2021 season that included ACC Atlantic Division and Gator Bowl titles...Finished the season with 44 total tackles including 31 solo tackles while also having 1.0 tackles for loss, three pass breakups and an interception...Tallied 10 total tackles (eight solo and two assisted) and a pass breakup versus Syracuse...Recorded five solo tackles and one unassisted tackle versus Louisville... Posted a key interception in the victory against No. 20 NC State...Ended the year with 745 plays including a season-high 76 plays at Army

**2020 (Freshman)**  
Finished historic rookie season tied eighth nationally in interceptions with four ... Also finished 30th in nation with 47 solo tackles ... Awarded All-ACC Honors by the ACC (Third Team), Phil Steele (Third Team), and the Coaches Poll (Fourth Team) ... Capped off remarkable



# WAKE FOREST FOOTBALL

season with eight tackles, an interception and a pass breakup vs Wisconsin (12/30) ... Continued his incredible season with seven tackles vs North Carolina (11/14)... Became the first Wake Forest player since 1987 to have three or more interceptions in a single game on Oct. 24 against No. 19 Virginia Tech ... Also became the first ACC player to have three or more interceptions since Louisville's Gerod Holliman in 2014 ... Became the first true freshman and the fourth player in program history to record three or more picks in a game ... Tallied a career-best 11 tackles in win over No. 19 Virginia Tech (10/24) including nine solo tackles ... Recorded nine tackles against Virginia (10/17), including six solo stops in first career start.

## Personal

Son of Andrea and Frank Andersen ... Born Jan. 28, 2002...Major is Undeclared.

## ANDERSEN'S CAREER DEFENSIVE STATS

	G-GS	S-A-Tot	TFL-Yds	Sk-Yds	Int-Yds	PBU	FF-FR
2020	9-6	47-16-63	10-2	0-0	4-0	5	0-1
2021	11-10	31-13-44	10-2	0-0	1-0	3	0-0
2023	12-0	19-14-33	0-5-4	0-5-4	1-0	3	0-0
2024	12-12	56-66-122	10-1	0-0	2-30	1	1-1
2025	12-12	41-63-94	5-5-12	0-5-4	0-0	7	0-0
Career	56-40	194-162-356	9.0-21	1.0-8	8-30	19	1-2

## ANDERSEN'S 2020 GAME-BY-GAME STATS

Date	Opp.	S-A-Tot	TFL-Yds	Sk-Yds	Int-Yds	PBU	FF-FR
9/12	Clemson	3-1-4	0-0	0-0	0-0	0	0-0
9/19	NC ST	0-2-2	0-0	0-0	0-0	0	0-0
10/2	Campbell	3-4-7	0-0	0-0	0-0	0	0-1
10/17	Virginia	6-3-9	0-0	0-0	0-0	2	0-0
10/24	VT	9-2-11	0-0	0-0	3-0	0	0-0
10/31	Syracuse	5-0-5	0-0	0-0	0-0	2	0-0
11/4	UNC	6-1-7	0-0	0-0	0-0	0	0-0
12/12	Louisville	8-2-10	0-0	0-0	0-0	0	0-0
12/30	Wisconsin	7-1-8	10-2	0-0	1-0	1	0-1
Total	9-6	47-16-63	1.0-2	0-0	4-0	5	0-2

## ANDERSEN'S 2021 GAME-BY-GAME STATS

Date	Opp.	S-A-Tot	TFL-Yds	Sk-Yds	Int-Yds	PBU	FF-FR
9/3	ODU	0-0-0	0-0	0-0	0-0	0	0-0
9/11	Norfolk St.	0-0-0	0-0	0-0	0-0	0	0-0
9/18	FSU	0-0-0	0-0	0-0	0-0	0	0-0
9/25	Virginia	1-0-1	0-0	0-0	0-0	0	0-0
10/2	Louisville	5-1-6	0-0	0-0	0-0	0	0-0
10/9	Syracuse	8-2-10	0-0	0-0	0-0	1	0-0
10/23	Army	3-5-8	0-0	0-0	0-0	0	0-0
10/30	Duke	4-2-6	1-2	0-0	0-0	0	0-0
11/6	UNC	2-1-3	0-0	0-0	0-0	0	0-0
11/13	NCST	3-1-4	0-0	0-0	1-0	0	0-0
11/20	Clemson	3-0-3	0-0	0-0	0-0	0	0-0
11/26	BC	0-1-1	0-0	0-0	0-0	1	0-0
12/4	Pitt	0-0-0	0-0	0-0	0-0	0	0-0
12/31	Rutgers	2-0-2	0-0	0-0	0-0	1	0-0
Total	11-10	31-13-44	1-2	0-0	1-0	3	0-0

## ANDERSEN'S 2023 GAME-BY-GAME STATS

Date	Opp.	S-A-Tot	TFL-Yds	Sk-Yds	Int-Yds	PBU	FF-FR
8/31	Elon	1-2-3	0-5-4	0-5-4	0-0	0	0-0
9/9	Vandy	0-0-0	0-0	0-0	0-0	0	0-0
9/16	ODU	0-2-2	0-0	0-0	0-0	1	0-0
9/23	GT	0-0-0	0-0	0-0	0-0	1	0-0
10/7	Clemson	3-1-4	0-0	0-0	0-0	0	0-0
10/14	VT	4-1-5	0-0	0-0	0-0	1	0-0
10/21	Pitt	3-1-4	0-0	0-0	0-0	0	0-0
10/28	FSU	3-0-3	0-0	0-0	0-0	1	0-0
11/2	Duke	0-0-0	0-0	0-0	0-0	0	0-0
11/11	NCST	2-3-5	0-0	0-0	0-0	0	0-0
11/18	ND	1-4-5	0-0	0-0	0-0	0	0-0
11/25	Syracuse	2-0-2	0-0	0-0	1-0	0	0-0
Total	12-0	19-14-33	0.5-4	0.5-4	1-0	3	0-0

## ANDERSEN'S 2024 GAME-BY-GAME STATS

Date	Opp.	S-A-Tot	TFL-Yds	Sk-Yds	Int-Yds	PBU	FF-FR
8/29	NCAST	9-5-14	0-0	0-0	0-0	0	0-0
9/7	Virginia	6-3-9	0-0	0-0	0-0	0	0-0
9/14	Ole Miss	6-7-13	0-0	0-0	0-0	0	1-0
9/28	Louisiana	5-8-13	0-0	0-0	0-0	0	0-0
10/5	NC State	4-7-11	0-0	0-0	0-0	0	0-0
10/12	Clemson	4-5-9	0-0	0-0	0-0	0	0-0
10/19	UConn	4-3-7	0-0	0-0	0-0	1	0-0
10/26	Stanford	3-3-6	0-0	0-0	1-0	0	0-1
11/8	California	6-6-12	0-5-1	0-0	1-30	0	0-0
11/16	UNC	4-7-11	0-0	0-0	0-0	0	0-0
11/23	Miami	2-6-8	0-0	0-0	0-0	0	0-0

11/30	Duke	3-6-9	0-5-0	0-0	0-0	0	0-0
Total	12-12	56-66-122	1.0-1	0-0	2-30	1	1-1

## ANDERSEN'S 2025 GAME-BY-GAME STATS

Date	Opp.	S-A-Tot	TFL-Yds	Sk-Yds	Int-Yds	PBU	FF-FR
8/29	Kennesaw	3-6-9	0-0	0-0	0-0	2	0-0
9/6	W. Carolina	2-1-3	10-2	0-0	0-0	0	0-0
9/11	NC State	5-5-10	0-0	0-0	0-0	0	0-0
9/27	Georgia Tech	4-7-10	0-0	0-0	0-0	0	0-0
10/4	Virginia Tech	2-5-7	0-5-1	0-0	0-0	1	0-0
10/11	Oregon St.	5-4-9	0-0	0-0	0-0	0	0-0
10/25	SMU	2-6-8	15-2	0-0	0-0	0	0-0
11/1	FSU	6-5-11	20-3	0-0	0-0	1	0-0
11/8	Virginia	4-4-8	0-0	0-0	0-0	0	0-0
11/15	UNC	3-2-5	0-0	0-0	0-0	2	0-0
11/22	Delaware	3-4-7	0-0	0-0	0-0	1	0-0
11/29	Duke	2-4-6	0-5-4	0-5-4	0-0	0	0-0
Total	12-12	41-53-94	5.5-12	0.5-4	0-0	7	0-0

# SPECIALISTS

## #91 CAL JOSEPH

P, 6-0, 173, Fr., Melbourne, Australia

## JOSEPH'S CAREER PUNTING STATS

Date	No.	Yds.	Avg.	Lg	In20	TB	FC	Blk	50+
2025	57	2,171	38.1	55	17	2	31	1	2
Total	57	2,171	38.1	55	17	2	31	1	2

## JOSEPH'S 2025 GAME-BY-GAME STATS

Date	No.	Yds.	Avg.	Lg	In20	TB	FC	Blk	50+
8/29	7	250	35.7	43	4	0	5	0	0
9/6	3	125	41.7	44	2	0	2	0	0
9/11	5	208	41.6	51	0	0	2	0	1
9/27	6	233	38.8	48	1	0	3	0	1
10/4	5	173	34.6	39	1	0	2	0	0
10/11	6	207	34.5	42	2	0	4	0	0
10/25	8	319	39.9	55	5	0	4	0	1
11/1	6	238	39.7	48	0	1	5	0	0
11/8	5	206	41.2	45	1	0	2	1	0
11/15	4	157	39.2	48	1	1	1	0	0
11/22	0	0	--	--	0	0	0	0	0
11/29	2	55	27.5	35	0	0	1	0	0
Total	55	2,171	38.1	55	17	2	31	1	2

## #98 ROHAN MACNEILL

P, 6-3, 187, Fr., Perth, Australia

## High School

Played for Claremont Football Club as part of the Western Australia Football League... Appeared in 16 games for Claremont's reserve squad, recording 133 kicks, 171 disposals, and 16 tackles over his career... Recorded double-digit kicks in five games and 10+ disposal in 10 games across the 2023 season for the reserve squad... Also played two seasons with Claremont's Colts squad, playing 21 games and recording 181 and 270 disposals across the 2022 and 2021 seasons.

## Personal

Son of Malcolm and Lisa MacNeill... Born on October 19, 2004.

## #32 WILL COBB

LS, 5-10, 201, R-Sr., Matthews, N.C.

## 2024 (Redshirt Junior)

Started in all 12 games during the 2024 season for the Demon Deacons... Was named the starting long snapper for the third consecutive season... Recorded 109 total snaps on the punt and field goal unit during the 2024 season... Recorded 10 or more snaps in five games.

## 2023 (Redshirt Sophomore)

Started in all 12 games during the 2023 season for the Demon Deacons... Was named the starting long snapper for the second consecutive season... Tallied 103 total snaps on the punt and field goal unit during the 2023 season... Played in a season-high 12 snaps in the win against Old Dominion... Recorded 10 or more snaps in four games.

## 2022 (Redshirt Freshman)

Saw action in all 13 games during the 2022 season, helping lead the team to its seventh consecutive bowl game and back-to-back bowl wins with a victory

over Missouri in the Gasparilla Bowl...Earned a spot as the starting long snapper...Member of the All-ACC Academic Team.

## 2021 (Freshman)

Saw action in wins against Norfolk State and Duke, playing one snap each...Redshirted

## 2020 (Freshman)

Made collegiate debut against Campbell (10/2), tallying three snaps.

## High School

First team All-Charlotte Observer as a long snapper for Coach Andy Capone ... Four-year starter, three-time state champion and a team captain as a senior ... Played in the 2019 Shrine Bowl of the Carolinas ... Received Michael A. Kahn Community Service/Scholastic Scholarship Award.

## Personal

Son of Kelley and Chris Cobb ... Born Nov. 15, 2001... Major is Undeclared.

## COBB'S CAREER STATS

	G-GS
2020	1-0
2021	2-0
2022	13-13
2023	12-12
2024	12-12
2025	12-12

Total 52-49

## #90 CONNOR CALVERT

K, 6-3, 203, R-Fr., Bend, Ore.

## Prior to Wake Forest

## 2024 (Freshman at Washington State)

Walked on prior to the 2024 season... Did not see any action during the 2024 season for the Cougars... Redshirted.

## High School

Attended Mountain View High School in Oregon... Named First Team 5A All-State as a senior.

## CALVERT'S CAREER KICKING STATS

	FG-A	Pct.	0-19	20-29	30-39	40-49	50+	PAT	PTS
2025	18-22	.818	0-0	8-9	2-3	6-6	2-4	29-29	83
Total	18-22	.818	0-0	8-9	2-3	6-6	2-4	29-29	83

## CALVERT'S 2025 GAME-BY-GAME STATS

Date	Opp	FG-A	0-19	20-29	30-39	40-49	50+	PAT	PTS
8/29	Kennesaw	1-2	0-0	1-1	0-0	0-0	0-1	1-1	4
9/6	W. Carolina	1-1	0-0	0-0	0-1	0-0	0-0	4-4	4
9/11	NC State	1-1	0-0	1-1	0-0	0-0	0-0	3-3	6
9/27	Ga. Tech	3-4	0-0	3-4	0-0	0-0	0-0	2-2	11
10/4	Va. Tech	3-3	0-0	2-2	1-1	0-0	0-0	3-3	12
10/11	Oregon St.	1-1	0-0	0-0	0-0	1-1	0-0	4-4	7
10/25	SMU	2-3	0-0	1-1	0-0	0-0	1-2	1-1	7
11/1	FSU	0-0	0-0	0-0	0-0	0-0	0-0	1-1	1
11/8	Virginia	3-3	0-0	0-0	1-1	1-1	1-1	1-1	10
11/15	UNC	0-0	0-0	0-0	0-0	0-0	0-0	4-4	4
11/22	Delaware	3-3	0-0	0-0	0-0	3-3	0-0	2-2	11
11/29	Duke	1-1	0-0	0-0	0-0	1-1	0-0	3-3	6

Total 12-1218-22 0-0 8-9 2-3 6-6 2-4 26-26 83

## #97 CALEB CARLSON

K, 6-1, 210, R-Jr., Coconut Grove, Fl.

## 2024 (Redshirt Sophomore)

Saw action in all 12 games during the 2024 season for the Demon Deacons... Finished the season with 52 kicks for 3,279 yards... Averaged 63.1 yards-per-kick with a season-long 65 yard kick... Tallied 37 touchbacks during the season.

## 2023 (Redshirt Freshman)

Saw action in two games during the 2023 season for the Deacs... Finished the season with nine kicks for 580 yards... Averaged 64.7 yards-per-kick with a season-long 65 yard kick... Placed nine kicks within the

20-yard line with four touchbacks and nine kicks over 50 yards.

2022 (Freshman)

Did not see action in a game, earning a redshirt.

High School

Four-year starter at Ransom Everglades...Ranked as the No. 11 kicker nationally by 5 Star Kornblue Fab50... Special teams player of the year for the Florida Independent Football Conference....Made 38 of 40 extra points and six of eight field goals – including a 47-yarder – as a senior...Received the special teams award from the Florida Independent Football Conference in 2020...Holds school record in the 300m hurdles with a time of 40.62 seconds...Ranks third in high school's history with a 103' 3.25 Javelin toss...Also lettered in soccer.

Personal

Son of Julie Moxley and Curtis Carlson...Sister, Caroline, is a women's Track and Field athlete at Villanova.

CARLSON'S CAREER KO STATS

Date	No.	Yds.	Avg.	Lg	In20	TB	FC	Blk	50+
2023	9	580	64.4	65	0	4	0	0	0
2024	52	3,279	63.1	76	0	37	0	0	0
2025	65	4,141	63.7	65	0	45	5	0	0
Total	126	8,000	63.5	76	0	86	5	0	0

CARLSON'S 2023 GAME-BY-GAME KO STATS

Date	No.	Yds.	Avg.	Lg	In20	TB	FC	Blk	50+
9/31	8	515	64.8	65	0	4	0	0	0
9/16	1	65	65.0	65	0	0	0	0	0
Total	9	580	64.4	65	0	4	0	0	0

CARLSON'S 2024 GAME-BY-GAME STATS

Date	No.	Yds.	Avg.	Lg	In20	TB	FC	Blk	50+
8/29	5	265	53.0	65	0	3	0	0	0
9/7	3	191	63.7	65	0	2	0	0	0
9/14	2	109	54.5	65	0	1	0	0	0
9/30	3	195	65.0	65	0	3	0	0	0
10/5	6	454	64.9	65	0	6	0	0	0
10/12	3	195	65.0	65	0	3	0	0	0
10/19	6	297	66.2	76	0	3	0	0	0
10/26	6	381	63.5	65	0	5	0	0	0
11/8	6	382	63.7	65	0	3	0	0	0
11/16	4	260	65.0	65	0	4	0	0	0
11/23	3	191	63.7	65	0	1	0	0	0
11/30	4	259	64.7	65	0	3	0	0	0
Total	52	3,279	63.1	76	0	37	0	0	0

CARLSON'S 2025 GAME-BY-GAME STATS

Date	No.	Yds.	Avg.	Lg	In20	TB	FC	Blk	50+
8/29	3	195	65.0	65	0	2	1	0	0
9/6	7	452	64.6	65	0	5	1	0	0
9/11	5	304	60.8	65	0	4	0	0	0
9/27	6	385	64.2	65	0	3	0	0	0
10/4	7	439	62.7	65	0	5	0	0	0
10/11	6	390	65.0	65	0	6	0	0	0
10/25	3	191	63.7	65	0	2	1	0	0
11/1	2	130	65.0	65	0	1	1	0	0
11/8	5	323	64.6	65	0	4	0	0	0
11/15	5	319	63.8	65	0	2	1	0	0
11/22	10	642	64.2	65	0	8	0	0	0
11/29	6	371	61.8	65	0	3	0	0	0
Total	59	4,141	63.7	65	0	45	5	0	0

#99 MATTHEW DENNIS

K, 5-11, 184, R-Fr., Charlotte, N.C.

2024 (Redshirt Junior)

Became the eighth player in program history to reach 200 career points in the victory over UConn (10/19).

2023 (Redshirt Sophomore)

Appeared and started in 11 games during the 2023 season for the Deacs... Made 14 field goals on 20 attempts... Went 0-1 from 0-19 yards, went 9-10 from 20-29 yards, 5-9 from 30-39 yards and 1-2 from 40-49 yards... Attempted 21 PATs and made 20 and scored 62 points during the 2023 season.

2022 (Redshirt Freshman)

Saw action in all 13 games at kicker, punter and kickoff specialist, helping lead the team to its seventh consecutive bowl game and back-to-back bowl wins with a victory over Missouri in the Gasparilla Bowl...Finished the season 12-for-14 on field goal attempts, ranking in the top 25 in field goal percentage. Additionally, he was 56-for-57 in extra point attempts...Ranked among the top 1'11 60 nationally in FG Percentage, Scoring/Game and Total Points...Connected on a season-high three field goals in wins over VMI and Liberty which included a season-long make of 46 yards against Liberty...Hit on his first eight field goals of his career...Member of the All-ACC Academic Team.

2021 (Freshman)

Did not see action during the 2021 season...Redshirted

High School

Played for head coach Scott Chadwick ... Rated as the No. 10 kicker in the 2021 Class by 247sports ... Split the uprights on all nine of his field goal attempts in his career ... Tallied 85 total points for the Mustangs in his junior season ... Made 130 of 137 extra point tries as a sophomore and junior ... Scored a career-long 44 yard field goal as a sophomore ... Helped lead Myers Park to a 12-1 record in 2019 with a perfect 7-0 league mark ... Two-time (2018, 2019) All-Southwestern 4A Conference kicker ... Earned second team All-Mecklenburg County in 2018 and named the 2019 Greater Charlotte Kicker of the Year ... Named Friday Nights in Carolina under the radar kicker to watch prior to the 2020 season ... Named an All-North Carolina kicker by Rivals.com and a Chris Sailer Kicking Honorable Mention All-American in 2020 ... Garnered a Top 12 invite for 2021 Chris Sailer Kicking.

Personal

Son of Anna Sison and Ian Dennis

DENNIS' CAREER KICKING STATS

	FG-A	Pct	0-19	20-29	30-39	40-49	50+	PAT	PTS
2022	12-14	.857	0-0	4-4	7-8	1-2	0-0	56-57	92
2023	14-20	.700	0-0	8-9	5-9	1-2	0-0	20-21	62
2024	15-18	.823	0-0	3-3	10-10	2-4	0-1	34-34	79
2025	0-0	.000	0-0	0-0	0-0	0-0	0-0	3-3	3
Total	41-51	.795	0-0	15-16	22-27	3-7	0-1	110-112	236

DENNIS' 2022 GAME-BY-GAME STATS

Date	Opp	FG-A	0-19	20-29	30-39	40-49	50+	PAT	PTS
9/1	VMI	3-3	0-0	0-0	3-3	0-0	0-0	4-4	13
9/10	Vandy	1-1	0-0	1-1	0-0	0-0	0-0	6-6	9
9/17	Liberty	3-3	0-0	1-1	1-1	1-1	0-0	4-4	13
9/24	Clemson	1-1	0-0	1-1	0-0	0-0	0-0	6-6	9
10/1	FSU	1-2	0-0	1-1	0-0	0-1	0-0	4-4	7
10/8	Army	1-1	0-0	0-0	1-1	0-0	0-0	5-5	8
10/22	BC	0-0	0-0	0-0	0-0	0-0	0-0	5-5	5
10/29	Louisville	0-0	0-0	0-0	0-0	0-0	0-0	2-2	2
11/5	NC ST	0-1	0-0	0-0	0-1	0-0	0-0	3-3	3
11/12	UNC	0-0	0-0	0-0	0-0	0-0	0-0	4-4	4
11/19	Syracuse	1-1	0-0	0-0	1-1	0-0	0-0	6-6	9
11/26	Duke	1-1	0-0	0-0	1-1	0-0	0-0	4-4	7
12/27	Missouri	0-0	0-0	0-0	0-0	0-0	0-0	3-4	3
Total	12-1212-14	0-0	4-4	7-8	1-2	0-0	0-0	56-57	92

DENNIS' 2023 GAME-BY-GAME STATS

Date	Opp	FG-A	0-19	20-29	30-39	40-49	50+	PAT	PTS
8/31	Elon	3-3	0-0	2-2	1-1	0-0	0-0	3-3	12
9/9	Vandy	3-4	0-0	2-2	0-0	1-2	0-0	3-3	12
9/16	ODU	2-2	0-0	0-0	2-2	0-0	0-0	3-3	9
9/23	GT	1-1	0-0	2-2	0-0	0-0	0-0	1-2	4
10/7	Clemson	2-3	0-0	1-1	1-2	0-0	0-0	0-0	6
10/14	VT	2-2	0-0	1-1	1-1	0-0	0-0	1-1	7
10/22	Pitt	0-0	0-0	0-0	0-0	0-0	0-0	3-3	3
10/28	FSU	1-1	0-0	1-1	0-0	0-0	0-0	2-2	5
11/2	Duke	0-2	0-0	0-1	0-1	0-0	0-0	3-3	3
11/11	NC ST	0-1	0-0	0-0	0-1	0-0	0-0	0-0	0
11/18	ND	0-1	0-0	0-0	0-1	0-0	0-0	1-1	1
Total	11-11114-20	0-0	8-9	5-9	1-2	0-0	0-0	20-21	62

DENNIS' 2024 GAME-BY-GAME STATS

Date	Opp	FG-A	0-19	20-29	30-39	40-49	50+	PAT	PTS
8/29	NC A&T	1-1	0-0	0-0	1-1	0-0	0-0	6-6	9

9/7	Virginia	3-3	0-0	2-2	1-1	0-0	0-0	3-3	12
9/14	Ole Miss	2-2	0-0	0-0	1-1	1-1	0-0	0-0	6
9/28	Louisiana	1-2	0-0	0-0	1-1	0-1	0-0	5-5	8
10/5	NC State	2-2	0-0	0-0	1-1	1-1	0-0	4-4	10
10/12	Clem	0-0	0-0	0-0	0-0	0-0	0-0	2-2	2
10/19	UConn	3-4	0-0	0-0	3-3	0-1	0-0	2-2	14
10/26	Stanford	2-2	0-0	1-1	1-1	0-0	0-0	2-2	8
11/8	California	0-1	0-0	0-0	0-0	0-0	0-1	4-4	4
11/16	UNC	1-1	0-0	0-0	1-1	0-0	0-0	3-3	6
11/23	Miami	0-0	0-0	0-0	0-0	0-0	0-0	2-2	2
11/30	Duke	1-2	0-0	0-0	1-1	0-1	0-0	2-2	5
Total	12-1216-20	0-0	3-3	11-11	2-5	0-1	36-36	84	

DENNIS' 2025 GAME-BY-GAME STATS

Date	Opp	FG-A	0-19	20-29	30-39	40-49	50+	PAT	PTS
11/22	Delaware	0-0	0-0	0-0	0-0	0-0	0-0	3-3	3
Total	1-0	0-0	0-0	0-0	0-0	0-0	0-0	3-3	3

GAME RECAPS



GAME 1  
KENNESAW STATE  
WAKE FOREST  
9  
10

AUGUST 29 - ALLEGACY STADIUM - WINSTON-SALEM, N.C. - ATTENDANCE - 30,789

WINSTON-SALEM, N.C. – In front of an energized Opening Night crowd at Allegacy Federal Credit Union Stadium, Wake Forest ushered in the Jake Dickert era with a 10-9 victory over Kennesaw State to launch the 2025 season.

Tonight’s game, which was sponsored by the Winston-Salem Police Department and the Winston-Salem Police Foundation, was kicked off with the annual Deacon Dash as Wake Forest’s Class of 2029 stormed the field in front of a spirited crowd of 30,789 at Allegacy Stadium on Friday evening. In total, 4,319 Wake students attended the Demon Deacons Opening Night victory.

The Deacs recorded nearly 350 yards of total offense, led by redshirt senior quarterback Robby Ashford who was 20-of-28 for 218 yards through the air and 18 carries for 42 yards and a touchdown on the ground.

On the ground, five different Demon Deacons contributed to 130 rushing yards while redshirt senior tight end Eni Falayi led the team in receiving with four catches for 52 yards.

Defensively, the Deacs as a unit limited Kennesaw State quarterback Dexter Williams II to just a 36 percent completion percentage on 12-of-33 attempts. Redshirt senior defensive back Nick Andersen paced the defense with nine total tackles and two passes defended while redshirt junior defensive end Gabe Kirschke and redshirt defensive lineman Jayden Loving each recorded a sack.

Over the last 15 years, Wake Forest is now 12-3 in season openers.

Wake Forest will look to continue its winning ways at home next week as it takes on in-state foe Western Carolina on Saturday, Sept. 6 at 2 p.m.

	1	2	3	4	Final
Kennesaw St	6	0	3	0	9
Wake Forest	7	0	3	0	10

SCORING SUMMARY

1st Quarter

WF - Ashford,Robby 5 yd run (Calvert,Connor kick), 7:58 0-7  
KSU - Bennett,Coleman 19 yd run (), 4:38 6-7

2nd Quarter

N/A

3rd Quarter

KSU - Kinney,Daniel 29 yd field goal, 9:45 9-7  
WF - Calvert,Connor 22 yd field goal, 3:05 9-10

4th Quarter

N/A

	KSU	WF
SCORE	9	10
FIRST DOWNS	18	20
RUSHES-YARDS (NET)	43-158	47-130
PASSING YDS (NET)	149	218
PASSES COMP-ATT-INT	12-33-0	20-28-0
TOTAL OFFENSE PLAYS-YARDS	76-307	75-348
FUMBLE RETURNS-YARDS	0-0	0-0
PUNT RETURNS-YARDS	0-0	0-0
KICKOFF RETURNS-YARDS	0-0	2-47
INTERCEPTION RETURNS-YARDS	0-0	0-0
PUNTS (NUMBER-AVG)	6-271-45.2	7-250-35.7
FUMBLES-LOST	0-0	0-0
PENALTIES-YARDS	9-68	8-75
POSSESSION TIME	24:59	35:01
THIRD-DOWN CONVERSIONS	9 OF 19	6 OF 17
FOURTH-DOWN CONVERSIONS	0 OF 2	1 OF 1
RED-ZONE SCORES-CHANCES	2-3	1-1
SACKS BY: NUMBER-YARDS	4-9	2-5

**RUSHING:** KSU - C. Bennett 17-66; D. Williams II 14-44; A. Diggs 11-39; G. Benyard 1-9.  
WF - R. Ashford 18-52; T. Clark 11-37; J. Clements 11-26; D. Claiborne 3-19; C. Barnes 1-15.

**PASSING:** KSU - D. Williams 12-33-149-0-0.  
WF - R. Ashford 20-28-218-0-0.

**RECEIVING:** KSU - G. Benyard 5-103; T. Wallace 1-19; L. Ravare 2-12; A. Diggs 1-7; J. Jackson 1-5; G. Bullock 1-2; C. Bennett 1-1.  
WF - E. Falayi 4-52; K. Brenson 1-41; S. Berkhalter 3-34; M. Mays 3-33; C. Barnes 3-23; C. Hernandez 3-20; T. Clark 2-8, J. Clements 1-7.



GAME 2  
WESTERN CAROLINA  
WAKE FOREST  
10  
42

SEPTEMBER 6 - ALLEGACY STADIUM - WINSTON-SALEM, N.C. - ATTENDANCE - 28,239

WINSTON-SALEM, N.C. – In the second game of the head coach Jake Dickert era, the Wake Forest Football team defeated Western Carolina, 42-10, in its annual Gold Rush Game at Allegacy Federal Credit Union Stadium on Saturday afternoon.

This game, which included two lengthy severe weather delays, was sponsored by Allegacy Federal Credit Union and Strickland Brothers Oil Change and it served as Wake Forest’s Gold Rush Childhood Cancer Awareness Game. Additionally, Saturday’s game was the highlight of Wake Forest Football’s Alumni Weekend where legendary former head coach and 2006 ACC Champion Jim Grobe (2001-13) served as an honorary captain and earlier this week all living former head coaches came together for a special event.

In addition to the pageantry and atmosphere, the Deacs recorded nearly 550 yards of total offense, led by 193 rushing yards and three touchdowns from senior running back Demond Claiborne.

In the air, two different Deacs hauled in receiving touchdowns as redshirt senior quarterback Robby Ashford passed for 227 yards and a touchdown while also recording 66 yards on the ground with an additional score. Sophomore quarterback Deshawn Purdie also made his season debut connecting on 3-of-4 attempts for a touchdown as well.  
Skip Ad

Seven different wideouts recorded receptions, led by an explosive performance from redshirt freshman Chris Barnes who hauled in six catches for 149 yards and a touchdown.

Defensively, the Deacs limited the Catamounts to just 34 yards on the ground and combined for 14 tackles for loss. Redshirt sophomore defensive back Davaughn Patterson, redshirt senior defensive back Lardarius Webb Jr. and junior linebacker Aiden Hall each recorded a team-high seven tackles while junior defensive back Zamari Stevenson snared his first interception of the season.

Wake Forest returns to action on Thursday, hosting NC State in a nationally-televised Big Four showdown from Allegacy Stadium. Kickoff is scheduled for 7:30 p.m. and the contest will be live on ESPN. Prior to the game, ESPN’s SportsCenter show will air live from Hearn Plaza at 2 p.m.

	1	2	3	4	Final
Western Carolina	0	3	0	7	10
Wake Forest	21	0	21	0	42

SCORING SUMMARY

1st Quarter

WF - Ashford,Robby 41 yd run (Calvert,Connor kick), 5:57 0-7  
WF - Claiborne,Demond 33 yd run (), 2:59 0-13  
WF - Claiborne,Demond 27 yd run (), 2:47 0-19  
WF - 0 yd safety 0-21

2nd Quarter

WCU - Lowery,Christian 23 yd field goal, 5:46 3-21

3rd Quarter

WF - Claiborne,Demond 85 yd run (Calvert,Connor kick), 12:29 3-28  
WF - Berkhalter,Sterling 51 yd pass from Ashford,Robby (Calvert,Connor kick), 7:16 3-35  
WF - Melvin,Jeremiah 27 yd pass from Purdie,Deshawn (Calvert,Connor kick), 1:52 3-42

4th Quarter

WCU - Townsend,Markel 1 yd run (Trout,Marcus kick), 6:49 10-42

	WCU	WF
SCORE	10	42
FIRST DOWNS	17	21
RUSHES-YARDS (NET)	33-34	31-273
PASSING YDS (NET)	204	269
PASSES COMP-ATT-INT	26-43-1	16-26-1
TOTAL OFFENSE PLAYS-YARDS	76-238	57-542
FUMBLE RETURNS-YARDS	2-0	1-0
PUNT RETURNS-YARDS	0-0	5-53
KICKOFF RETURNS-YARDS	1-11	1-26
INTERCEPTION RETURNS-YARDS	1-0	1-5
PUNTS (NUMBER-AVG)	9-406-45.1	3-125-41.7
FUMBLES-LOST	3-1	2-2
PENALTIES-YARDS	5-40	3-22
POSSESSION TIME	35:58	24:02
THIRD-DOWN CONVERSIONS	4 OF 17	4 OF 10
FOURTH-DOWN CONVERSIONS	2 OF 3	0 OF 1
RED-ZONE SCORES-CHANCES	2-3	0-2
SACKS BY: NUMBER-YARDS	0-0	5-41

**RUSHING:** WCU - I. Lee 5-40; C. Reid 9-10; B. Adams 3-5; M. Townsend 5-5; P. Boyd 4-3; D. Dutton 1-1; B. Judy 6-(-27).  
WF - D. Claiborne 10-193; R. Ashford 7-66; T. Clark 7-19; T. Carney 1-9; J. Clements 1-4; C. Barnes 1-3.

**PASSING:** WCU - B. Judy 18-32-155-0-1; I. Lee 8-10-49-0-0; J. Tyre 0-1-0-0-0.  
WF - R. Ashford 13-22-227-1-1; D. Purdie 3-4-42-1-0.

**RECEIVING:** WCU - M. Knight 5-56; M. Striggles 4-21; J. Tyre 3-29; D. Dutton 3-25; M. Townsend 3-13; J. Thomas 2-15; P. Boyd 2-2; P. Richards-Baker 1-17; C. Reid 1-15; B. Adams; 1-6; D. Hulbert 1-5.  
WF - C. Barnes 6-149; S. Berkhalter 2-72; J. Melvin 2-30; K. Johnson 2-10; D. Claiborne 2-(-2); T. Clark 1-9; C. Hernandez 1-1.



## GAME RECAPS

**GAME 3**  
**NC STATE**  
**WAKE FOREST****34**  
**24**

SEPTEMBER 11 - ALLEGACY STADIUM - WINSTON-SALEM, N.C. - ATTENDANCE - 29,043

WINSTON-SALEM, N.C. - The Wake Forest football team (2-1, 0-1 ACC) dropped a hard-fought 34-24 contest to NC State (3-0, 0-1 ACC) on Thursday evening inside Allegacy Stadium.

Redshirt freshman Chris Barnes continued his strong start to the year, totaling 177 all-purpose yards, including an electric 98-yard kickoff return on the opening kickoff of the game, and a 70-yard reception to set up an early Wake Forest touchdown.

Senior safety Nick Andersen totaled double-digit tackles for the seventh time in his career, and the third time in the last seven contests dating back to last season, leading the Demon Deacons with 11 stops.

The Demon Deacons will have their first bye weekend of the season next weekend before returning to Allegacy Federal Credit Union on Saturday, Sept. 27, against Georgia Tech. The game against the Yellow Jackets will serve as Wake Forest's annual Family Weekend game, as well as the We Are Wake Green Game in support of Mental Health Awareness. Tickets can be purchased by clicking here.

	1	2	3	4	Final
NC State	14	3	7	10	34
Wake Forest	14	10	0	0	24

**SCORING SUMMARY****1st Quarter**

WF - Barnes,Chris 98 yd kickoff return (Calvert,Connor kick), 14:48	0-7
WF - Claiborne,Demond 1 yd run (Calvert,Connor kick), 7:19	0-14
NCST - Joly,Justin 5 yd pass from Bailey,CJ (Vinesett,Kanoah kick), 2:35	7-14
NCST - NCS - Shirley,Isaiah 41 yd interception (Vinesett,Kanoah kick), 1:19	14-14

**2nd Quarter**

WF - Ashford,Robby 1 yd run (Calvert,Connor kick), 12:12	14-21
WF - Calvert,Connor 28 yd field goal, 4:07	14-24
NCST - Vinesett,Kanoah 24 yd field goal, 1:00	17-24

**3rd Quarter**

NCST - Joly,Justin 4 yd pass from Bailey,CJ (Vinesett,Kanoah kick), 6:22	24-24
--	-------

**4th Quarter**

NCST - Jackson,Keenan 12 yd pass from Bailey,CJ (Vinesett,Kanoah kick), 12:37	31-24
NCST - Vinesett,Kanoah 38 yd field goal, 6:19	34-24

	NCST	WF
<b>SCORE</b>	<b>34</b>	<b>24</b>
FIRST DOWNS	24	12
RUSHES-YARDS (NET)	44-205	22-59
PASSING YDS (NET)	201	252
PASSES COMP-ATT-INT	23-32-0	21-35-2
TOTAL OFFENSE PLAYS-YARDS	76-406	57-311
FUMBLE RETURNS-YARDS	0-0	0-0
PUNT RETURNS-YARDS	2-13	1-1
KICKOFF RETURNS-YARDS	1-19	2-109
INTERCEPTION RETURNS-YARDS	2-46	0-0
PUNTS (NUMBER-AVG)	5-200-40.0	5-208-41.6
FUMBLES-LOST	0-0	0-0
PENALTIES-YARDS	10-94	8-82
POSSESSION TIME	38:05	21:55
THIRD-DOWN CONVERSIONS	7 OF 18	6 OF 15
FOURTH-DOWN CONVERSIONS	2 OF 2	1 OF 2
RED-ZONE SCORES-CHANCES	5-5	3-3
SACKS BY: NUMBER-YARDS	1-6	1-7

**RUSHING:** NCST - H. Smothers 24-164; C.J. Bailey 8-19; J. Scott 7-23; W. Wilson 2-3.  
WF - D. Claiborne 12-35; R. Ashford 9-21; C. Barnes 1-3.

**PASSING:** NCST - C.J. Bailey 23-32-201-3-0.  
WF - R. Ashford 21-35-252-0-2.

**RECEIVING:** NCST - N. Rogers 4-52; K. Jackson 3-46; T. Anderson 3-46; J. Joly 4-22; W. Grimes 3-19; J. Scott 2-17; H. Smothers 4-(-1).  
WF - C. Barnes 3-76; S. Berkhalter 3-43; E. Falayi 1-42; D. Claiborne 8-33; M. Mays 1-26; C. Hernandez 3-23; J. Melvin 1-9; J. Clements 1-0.

**GAME 4**  
**#16 GEORGIA TECH**  
**WAKE FOREST****30**  
**29**

SEPTEMBER 28 - ALLEGACY STADIUM - WINSTON-SALEM, N.C. - ATTENDANCE - 30,264

WINSTON-SALEM, N.C. - In a back-and-forth contest that needed overtime to decide the outcome, the Wake Forest football team (2-2, 0-2 ACC) dropped a close contest to No. 16 Georgia Tech (5-0, 2-0 ACC) on Saturday afternoon inside Allegacy Stadium.

The Demon Deacons recorded nearly 450 yards of total offense, as senior running back Demond Claiborne finished the game with 21 carries for 119 yards and two touchdowns while redshirt senior quarterback Robby Ashford completed 14 passes for 222 yards. Seven different Demon Deacons recorded a catch, led by redshirt senior tight end Eni Falayi's four receptions for 42 yards.

Defensively, redshirt senior linebacker Quincy Bryant and redshirt senior defensive back Nick Andersen paced the Deacs with 11 tackles each apiece while redshirt senior linebacker Dylan Hazen recorded a forced fumble that was recovered by redshirt senior defensive back Karon Prunty.

The Demon Deacons will have their first road of the season next weekend when Wake Forest travels to Virginia Tech on Saturday, Oct. 4 with kickoff scheduled for 1 p.m. on The CW.

	1	2	3	4	OT	Final
Georgia Tech	3	0	14	6	7	30
Wake Forest	0	17	3	3	6	29

**SCORING SUMMARY****1st Quarter**

GT - Birr,Aidan 35 yd field goal, 8:09	3-0
--	-----

**2nd Quarter**

WF - Ashford,Robby 4 yd run (Calvert,Connor kick), 10:46	3-7
WF - Claiborne,Demond 27 yd run (Calvert,Connor kick), 5:53	3-14
WF - Calvert,Connor 24 yd field goal, 0:22	3-17

**3rd Quarter**

WF - Calvert,Connor 24 yd field goal, 10:33	3-20
GT - Rivers,Eric 14 yd pass from King,Haynes (Birr,Aidan kick), 5:39	10-20
GT - King,Haynes 5 yd run (Birr,Aidan kick), 0:17	17-20

**4th Quarter**

GT - Birr,Aidan 19 yd field goal, 9:45	20-20
WF - Calvert,Connor 29 yd field goal, 5:08	20-23
GT - Birr,Aidan 33 yd field goal, 0:02	23-23

**Overtime**

GT - King,Haynes 2 yd run (Birr,Aidan kick), 0:00	30-23
WF - Claiborne,Demond 25 yd run (), 0:00	30-29

	GT	WF
<b>SCORE</b>	<b>30</b>	<b>29</b>
FIRST DOWNS	27	20
RUSHES-YARDS (NET)	42-163	40-210
PASSING YDS (NET)	248	233
PASSES COMP-ATT-INT	29-43-0	14-31-0
TOTAL OFFENSE PLAYS-YARDS	85-411	71-443
FUMBLE RETURNS-YARDS	0-0	1-0
PUNT RETURNS-YARDS	2-28	1-1
KICKOFF RETURNS-YARDS	3-58	0-0
INTERCEPTION RETURNS-YARDS	0-0	0-0
PUNTS (NUMBER-AVG)	4-175-43.8	6-233-38.8
FUMBLES-LOST	1-1	1-0
PENALTIES-YARDS	4-23	8-61
POSSESSION TIME	32:46	27:14
THIRD-DOWN CONVERSIONS	7 OF 16	9 OF 19
FOURTH-DOWN CONVERSIONS	0 OF 2	0 OF 0
RED-ZONE SCORES-CHANCES	6-6	4-5
SACKS BY: NUMBER-YARDS	0-0	0-0

**RUSHING:** GT - H. King 21-106; M. Hosley 8-36; J. Haynes 10-21; D. Gordon 1-4; M. Rutherford 2-0.  
WF - D. Claiborne 21-119; R. Ashford 10-82; T. Clark 5-12; C. Barnes 1-2; D. Purdie 2-0.

**PASSING:** GT - H. King 28-42-243-1-0; M. Nichols 1-1-5-0-0.  
WF - R. Ashford 13-28-219-0-0; D. Purdie 1-3-14-0-0.

**RECEIVING:** GT - E. Rivers 8-77; M. Rutherford 5-38; I. Canion 4-70; M. Hosley 2-7; J. Beetham 1-17; L. Harpring 1-14; W. Kiker 1-5; J.T. Bryne 1-4; B. Stockton 1-2.  
WF - C. Barnes 3-39; E. Falayi 3-39; M. Mays 2-65; S. Berkhalter 2-50; D. Claiborne 2-9; S. Racanelli 1-16; C. Hernandez 1-15.

GAME RECAPS



**GAME 5**  
**VIRGINIA TECH**  
**WAKE FOREST**

**23**  
**30**

OCTOBER 4 - LANE STADIUM - BLACKSBURG, VA. - ATTENDANCE - 65,632

BLACKSBURG, VA. - For the ninth time in the last 10 seasons, the Wake Forest football team (3-2, 1-2 ACC) won its first road game of the season, defeating Virginia Tech (2-4, 1-1 ACC), 30-23, on Saturday afternoon inside Lane Stadium.

Additionally, the Demon Deacons now have a record of 8-2 in the last 10 games played against schools from the state of Virginia. This includes at least one win in five of the last six seasons, dating back to the 2020 season. The win also marks the first victory for the Demon Deacons inside Lane Stadium since the 1983 season.

The Demon Deacons recorded nearly 350 yards of total offense, as senior running back Demond Claiborne had a touchdown score for the fourth-straight game while redshirt senior quarterback Robby Ashford completed 24 passes for 256 yards and a touchdown. Seven different Demon Deacons recorded a catch, led by senior Sawyer Racnelli, who hauled in three passes for 88 yards.

In addition, redshirt senior tight end Eni Falayi added five catches for 50 yards, including an 11-yard touchdown reception, his first as a Demon Deacon. Sophomore tailback Ty Clark added his first career touchdown as the Nashville native ran for 22 yards on four attempts.

Defensively, Wake Forest was led by a standout effort from redshirt sophomore Davaughn Patterson, who notched eight tackles with three solo efforts and a tackle-for-loss. Senior defensive back Nick Andersen also added seven tackles with two solo efforts, half a tackle for loss, and the game sealing pass breakup on fourth down with less than two minutes to play.

In total, the Demon Deacons defense limited the Hokies offense to 263 yards, including only 11 passing yards. The Deacs also came away with a takeaway in the first quarter, as junior Dallas Afalava recorded his first career interception, becoming the first Wake Forest defensive tackle to record an interception since Kevin Pointer did so against Virginia last season.

The Deacs will continue their road trip swing next weekend when Wake Forest travels to Corvallis, Ore. to face Oregon State on Saturday, Oct. 11 for a 3:30 p.m. ET kickoff on The CW. This will be the first ever game for the Demon Deacons in the state of Oregon.

	1	2	3	4	Final
Virginia Tech	7	7	9	0	23
Wake Forest	3	21	3	3	30

SCORING SUMMARY

1st Quarter

WF - Calvert,Connor 33 yd field goal, 8:40 0-3

VT - Hawkins,Marcellous 3 yd run (Love,John kick), 2:30 7-3

2nd Quarter

WF - Claiborne,Demond 11 yd run (Calvert,Connor kick), 13:01 7-10

VT - Heath,Takye 9 yd pass from Drones,Kyron (Love,John kick), 9:46 14-10

WF - Clark,Ty 3 yd run (Calvert,Connor kick), 2:40 14-17

WF - Falayi,Eni 11 yd pass from Ashford,Robby (Calvert,Connor kick), 0:10 14-24

3rd Quarter

VT - Love,John 32 yd field goal, 10:24 17-24

VT - Love,John 38 yd field goal, 7:07 20-24

WF - Calvert,Connor 29 yd field goal, 4:41 20-27

VT - Love,John 34 yd field goal, 0:34 23-27

4th Quarter

WF - Calvert,Connor 27 yd field goal, 2:14 23-30

	VT	WF
SCORE	23	30
FIRST DOWNS	16	19
RUSHES-YARDS (NET)	35-152	32-91
PASSING YOS (NET)	111	256
PASSES COMP-ATT-INT	14-28-1	24-40-1
TOTAL OFFENSE PLAYS-YARDS	63-263	72-347
FUMBLE RETURNS-YARDS	0-0	0-0
PUNT RETURNS-YARDS	2-13	1-1
KICKOFF RETURNS-YARDS	2-43	0-0
INTERCEPTION RETURNS-YARDS	1-11	1-3
PUNTS (NUMBER-AVG)	4-161-40.2	5-173-34.6
FUMBLES-LOST	0-0	0-0
PENALTIES-YARDS	6-74	11-85
POSSESSION TIME	27:20	32:40
THIRD-DOWN CONVERSIONS	7 OF 17	6 OF 17
FOURTH-DOWN CONVERSIONS	0 OF 1	1 OF 1
RED-ZONE SCORES-CHANCES	4-4	6-6
SACKS BY: NUMBER-YARDS	1-17	2-19

RUSHING:

VT - T. Stewart 9-62; K. Drones 13-36; M. Hawkins 11-48; C. Seldon 1-7.

WF - R. Ashford 13-22; D. Claiborne 7-29; T. Clark 4-22; C. Barnes 3-21; J. Clements 2-2.

PASSING:

VT - K. Drones 14-28-111-1-1.

WF - R. Ashford 24-39-256-1-1.

RECEIVING:

VT - D. Greene 4-52; T. Heath 3-23; A. Greene 2-15; C. Seldon 2-9; I. Spencer 1-5; T. Stewart 1-4; P.J. Prioleau 1-3.

WF - C. Hernandez 5-51; C. Barnes 5-21; E. Falayi 4-50; S. Racanelli 3-88; T. Clark 3-18; D. Claiborne 2-7; M. Mays 2-21.



**GAME 6**  
**OREGON STATE**  
**WAKE FOREST**

**14**  
**39**

OCTOBER 11 - RESER STADIUM - CORVALLIS, ORE. - ATTENDANCE - 29,710

CORVALLIS, ORE. - In the first meeting between the two schools, the Wake Forest football team (4-2, 1-2 ACC) captured a road victory over Oregon State (0-7, 0-0 PAC-12), defeating the Beavers, 39-14, on Saturday inside Reser Stadium.

With Saturday's win, Wake Forest improved to 2-0 on the road for the second consecutive season. Last year, the Deacs opened the season with three straight road victories—something they had previously accomplished only in 2021 and 2006 since 2000. Additionally, Wake Forest is now 5-2 on the road against non-conference opponents since 2020. Over the last five seasons, the Deacs have started 2-0 or better on the road in four of those five campaigns.

On Saturday in Corvallis, the Demon Deacons recorded over 450 yards of total offense, as senior running back Demond Claiborne tallied a rushing touchdown in his fifth-straight game as the Aylett, Va., native finished the afternoon with 144 yards on the ground.

Meanwhile, sophomore quarterback Deshawn Purdie completed 14 passes for 270 yards and four touchdowns in his first start at Wake Forest. With his performance on Saturday, the Baltimore product became the first Demon Deacons quarterback to throw for four touchdowns since Sam Hartman did so against North Carolina in 2022.

Six different Demon Deacons recorded a catch, led by redshirt freshman Chris Barnes, who hauled in three passes for 102 yards and three touchdowns. This marked the first time a Wake Forest wide receiver has recorded three receiving scores since AT Perry accomplished that feat against Syracuse in 2022.

Additionally, redshirt sophomore Micah Mays Jr. added a pair of catches for 69 yards and a touchdown.

Defensively, Wake Forest was led by a standout effort from redshirt senior Nick Andersen, who notched nine tackles with five solo efforts.

Defensively, the Demon Deacons held the Beavers to just 309 total yards, including only 175 through the air. Redshirt senior linebacker Quincy Bryant led the way with seven tackles, while redshirt junior Langston Hardy added seven stops and a sack. Wake Forest also forced two turnovers, highlighted by an interception from defensive lineman Nuer Gatikouth, who finished with six tackles and a sack. Redshirt junior Mateen Igbiroga forced a fumble that was recovered by redshirt senior Jayden Loving.

Wake Forest has an open date next weekend and next plays at home on Saturday, Oct. 25 for its annual Homecoming Game against SMU in Allegacy Stadium. Tickets are on sale now with prices as low as \$55 and there is a limited amount of Bojangles Four-Pack ticket packages that include four tickets, a Joel Coliseum lot parking pass and a \$20 Bojangles gift card. Wake Forest Athletics is also offering a special \$99 ticket package for a ticket to Homecoming and the North Carolina game on Nov. 15. Click here for all the info or call the Wake Forest Ticket Office at 336-758-3322 ext. 1 / email us (tix@wfu.edu) for help.

	1	2	3	4	Final
Oregon State	0	0	0	14	14
Wake Forest	15	10	7	7	39

SCORING SUMMARY

1st Quarter

WF - Barnes,Chris 36 yd pass from Purdie,Deshawn (Clark,Ty rush), 13:32 0-8

WF - Mays Jr.,Micah 52 yd pass from Purdie,Deshawn (Calvert,Connor kick), 3:49 0-15

2nd Quarter

WF - Barnes,Chris 11 yd pass from Purdie,Deshawn (Calvert,Connor kick), 10:56 0-22

WF - Calvert,Connor 43 yd field goal, 0:00 0-25

3rd Quarter

WF - Barnes,Chris 55 yd pass from Purdie,Deshawn (Calvert,Connor kick), 6:33 0-32

4th Quarter

OSU - Hatcher Jr.,Cornell 29 yd run (Ojeda,Caleb kick), 11:58 7-32

WF - Claiborne,Demond 66 yd run (Calvert,Connor kick), 11:42 7-39

OSU - Wells Jr.,David 4 yd pass from Johnson,Gabarii (Ojeda,Caleb kick) , 4:10 14-39

	OSU	WF
SCORE	14	39
FIRST DOWNS	22	17
RUSHES-YARDS (NET)	38-134	26-198
PASSING YOS (NET)	175	270
PASSES COMP-ATT-INT	19-42-1	14-28-0
TOTAL OFFENSE PLAYS-YARDS	80-309	54-468
FUMBLE RETURNS-YARDS	0-0	1-0
PUNT RETURNS-YARDS	0-0	4-50
KICKOFF RETURNS-YARDS	0-0	363
INTERCEPTION RETURNS-YARDS	0-0	1-0
PUNTS (NUMBER-AVG)	7-305-43.6	6-207-34.5
FUMBLES-LOST	2-1	0-0
PENALTIES-YARDS	9-70	12-109
POSSESSION TIME	35:12	24:48
THIRD-DOWN CONVERSIONS	5 OF 17	1 OF 9
FOURTH-DOWN CONVERSIONS	1 OF 3	0 OF 1
RED-ZONE SCORES-CHANCES	1-2	1-2
SACKS BY: NUMBER-YARDS	0-0	3-18

RUSHING:

OSU - A. Hankerson 22-101; C. Hatcher 7-43; M. Crosby 2-1; K. Glass 1-0; G. Johnson 5-(-1); M. Murphy 1-(-10).

WF - D. Claiborne 16-144; J. Searcy 2-34; J. Clements 3-12; C. Barnes 1-5; C. Hernandez 1-3; T. Clark 2-1; S. Pizzella 1-(-1).

PASSING:

OSU - M. Murphy 14-27-270-4-0; S. Pizzella 0-1-0-0-0.

RECEIVING:

OSU - D. Wells 6-58; G. Milbourn 4-44; T. Reddicks 3-44; T. Walker 2-14; K. Glass 2-10; A. Hankerson 1-2; Z. Card 1-3.

WF - C. Barnes 3-102; S. Berkhalter 3-26; M. Mays 2-69; D. Claiborne 2-26; T. Clark 2-24; C. Hernandez 2-23.

GAME RECAPS



GAME 7

SMU  
WAKE FOREST

12  
13

OCTOBER 26 - ALLEGACY STADIUM - WINSTON-SALEM, N.C. - ATTENDANCE - 28,358

WINSTON-SALEM, N.C. – Kicker Caleb Calvert drilled a 50-yard field goal as time expired to lift the Demon Deacons to a dramatic home victory, as the Wake Forest football team (5-2, 2-2 ACC) extended its winning streak to three games with a victory over SMU (5-3, 3-1 ACC), defeating the Mustangs, 13-12, on Saturday inside Allegacy Federal Credit Union Stadium.

The win marked a gritty, come-from-behind effort for Wake Forest, who trailed for much of the second half before rallying in the final minute behind quarterback Deshawn Purdie. The redshirt freshman engineered a clutch 25-yard drive in just 12 seconds, highlighted by a 25-yard strike to junior tight end Kameron Johnson that set up Calvert’s game-winning kick.

Wake’s defense held SMU to 246 yards of offense, the fewest in a game for the Mustangs since Nov. 28, 2015, against Memphis. The victory also snapped SMU’s streak of 20-straight conference wins in the regular season, including all 11 previous ACC contests and their final nine games as a member of the American.

This game served as the centerpiece of Wake Forest University’s Homecoming Weekend as the reunions and celebrations brought the community together to witness the game.

With Saturday’s win, Wake Forest completed a perfect October, including road wins over Virginia Tech and Oregon State.

Great value remains for the Demon Deacons two remaining home games at Allegacy Federal Credit Union Stadium! Fans still interested in purchasing tickets against North Carolina (Nov. 15) and Delaware (Nov. 22) can do so by clicking [HERE](#).

	1	2	3	4	Final
SMU	0	6	6	0	12
Wake Forest	3	7	0	3	13

SCORING SUMMARY

1st Quarter

WF - Calvert,Connor 25 yd field goal, 4:59 0-3

2nd Quarter

SMU - Keltner,Sam 36 yd field goal, 11:53 3-3

WF - Falayi,Eni 12 yd pass from Ashford,Robby (Calvert,Connor kick), 10:09 3-10

SMU - Keltner,Sam 35 yd field goal, 3:53 6-10

3rd Quarter

SMU - Clayton-Johnson,Shaadie 6 yd run (), 2:58 12-10

4th Quarter

WF - Calvert,Connor 50 yd field goal, 0:00 12-13

	SMU	WF
SCORE	12	13
FIRST DOWNS	8	17
RUSHES-YARDS (NET)	28-75	35-85
PASSING YDS (NET)	171	216
PASSES COMP-ATT-INT	21-39-1	18-37-1
TOTAL OFFENSE PLAYS-YARDS	67-246	72-301
FUMBLE RETURNS-YARDS	2-0	3-0
PUNT RETURNS-YARDS	2-5	2-(-11)
KICKOFF RETURNS-YARDS	0-0	2-26
INTERCEPTION RETURNS-YARDS	2-27	1-0
PUNTS (NUMBER-AVG)	9-350-38.9	8-319-39.9
FUMBLES-LOST	2-2	6-3
PENALTIES-YARDS	5-50	6-51
POSSESSION TIME	27:38	32:22
THIRD-DOWN CONVERSIONS	4 OF 17	6 OF 18
FOURTH-DOWN CONVERSIONS	0 OF 1	1 OF 2
RED-ZONE SCORES-CHANCES	3-3	2-4
SACKS BY: NUMBER-YARDS	2-15	1-1

**RUSHING:** SMU - C. Johnson 8-29; T.J. Harden 13-25; S. Clayton-Johnson 3-12; K. Jennings 3-7.  
WF - D. Claiborne 23-75; T. Clark 4-12; D. Purdie 5-3; C. Barnes 1-2; R. Ashford 2-(-5).

**PASSING:** SMU - K. Jennings 21-39-171-0-1.  
WF - D. Purdie 14-26-183-0-2; R. Ashford 4-10-33-1-0.

**RECEIVING:** SMU - T. Harden 4-27; J. Hudson 4-21; D. McFall 4-17; R. Brinson 3-13; Y. Knight 2-32; R.J. Maryland 2-51; C. Johnson Jr. 1-1; S. Clayton-Johnson 1-9.  
WF - C. Barnes 5-66; S. Berkhalter 5-58; E. Falayi 3-25; M. Mays 2-30; K. Johnson 1-25; T. Clark 1-11; D. Claiborne 1-1.



GAME 8

FLORIDA STATE  
WAKE FOREST

42  
7

NOVEMBER 1 - DOAK CAMPBELL STADIUM - TALLAHASSEE, FLA. - ATTENDANCE - 63,667

TALLAHASSEE, Fla. -- Wake Forest football (5-3, 2-3 ACC) dropped a 42-7 contest at Florida State (4-4, 1-4 ACC) on Saturday night inside Doak Campbell Stadium.

The Demon Deacons amassed 247 yards of total offense on Saturday and a fourth quarter receiving touchdown from redshirt sophomore Micah Mays Jr. Individually, redshirt senior Robby Ashford was under-center for the Demon Deacons and completed 12 passes for 93 yards and he tallied 59 rushing yards on Saturday night. Meanwhile, Mays led the Deacs with five receptions for 51 yards and a touchdown.

Defensively, the Deacs were led by redshirt senior Nick Andersen as the safety amassed 11 tackles and two tackles-for-loss. As a team, the Deacs tallied 10 tackles-for-loss tackles and three sacks, including a strip sack by defensive lineman Gabe Kirschke to set up the Mays’ touchdown.

Wake Forest hits the road again next week as the Demon Deacons play at No. 15 Virginia on Saturday, Nov. 8 with kickoff at Scott Stadium set for 7 p.m. on ESPN.

	1	2	3	4	Final
Florida State	0	14	14	14	42
Wake Forest	0	0	0	7	7

SCORING SUMMARY

1st Quarter

N/A

2nd Quarter

FSU - Castellanos,Tommy 6 yd run (Weinberg,Jake kick), 13:44 7-0

FSU - Singleton Jr.,Samuel 10 yd run (Weinberg,Jake kick), 0:57 14-0

3rd Quarter

FSU - Sawchuk,Gavin 1 yd run (Weinberg,Jake kick), 4:59 21-0

FSU - Sawchuk,Gavin 1 yd run (Weinberg,Jake kick), 1:45 28-0

4th Quarter

FSU - Pittman Jr.,Randy 7 yd run (Weinberg,Jake kick) 35-0

FSU - Robinson,Duce 11 yd pass from Castellanos,Tommy (Weinberg,Jake kick) 42-0

WF - Mays Jr.,Micah 6 yd pass from Purdie,Deshawn (Calvert,Connor kick) 42-7

	FSU	WF
SCORE	42	7
FIRST DOWNS	18	19
RUSHES-YARDS (NET)	40-150	40-85
PASSING YDS (NET)	271	162
PASSES COMP-ATT-INT	12-17-0	18-31-1
TOTAL OFFENSE PLAYS-YARDS	57-421	71-247
FUMBLE RETURNS-YARDS	1-7	0-0
PUNT RETURNS-YARDS	0-0	0-0
KICKOFF RETURNS-YARDS	0-0	1-(-7)
INTERCEPTION RETURNS-YARDS	1-35	0-0
PUNTS (NUMBER-AVG)	2-107-53.5	6-238-39.7
FUMBLES-LOST	1-1	6-1
PENALTIES-YARDS	4-45	11-93
POSSESSION TIME	25:36	34:24
THIRD-DOWN CONVERSIONS	7 OF 11	6 OF 16
FOURTH-DOWN CONVERSIONS	0 OF 2	2 OF 3
RED-ZONE SCORES-CHANCES	6-6	1-3
SACKS BY: NUMBER-YARDS	4-37	3-17

**RUSHING:** FSU - S. Singleton 14-91; D. Kromah 4-19; G. Sawchuk 6-10; T. Castellanos 10-9; B. Glenn 3-8; R. Pittman 1-7; J. Lucas 1-6.  
WF - R. Ashford 12-59; D. Claiborne 14-27; T. Clark 7-22; C. Barnes 1-1; J. Searcy 1-1; D. Purdie 4-(-11).

**PASSING:** FSU - T. Castellanos 12-16-271-1-0; B. Glenn 0-1-0-0-0.  
WF - R. Ashford 12-21-93-0-1; D. Purdie 6-10-69-1-0.

**RECEIVING:** FSU - D. Robinson 5-148; M. Danzy 2-67; R. Pittman 2-32; L. McCoy 1-12; D. Kromah 1-12; S. White 1-0.  
WF - M. Mays 5-51; S. Racanelli 2-27; D. Claiborne 2-16; C. Barnes 4-16; S. Berkhalter 1-13; C. Hernandez 1-11; K. Johnson 1-11; T. Clark 1-10; D. Deluca 1-7.



GAME RECAPS



GAME 9

NO. 12 VIRGINIA

WAKE FOREST

9

16

NOVEMBER 8 - SCOTT STADIUM - CHARLOTTESVILLE, VA. - ATTENDANCE - 55,568

CHARLOTTESVILLE, Va. - Sparked by an 88-yard punt return touchdown from junior Carlos Hernandez in the second quarter and standout defensive performance that featured three takeaways and keeping the Cavaliers out of the end zone for the first time since 2022, Wake Forest (8-3, 3-3 ACC) earned a statement road win at No. 12 Virginia (8-2, 5-1 ACC) 16-9 on Saturday night at Scott Stadium to clinch bowl eligibility for the eighth time in the last 10 seasons.

Additionally in his first season in Winston-Salem, head coach Jake Dickert has already made history—becoming the first coach in Wake Forest history to lead the program to a bowl berth in his inaugural season.

Saturday's ranked win in Charlottesville marked the Demon Deacons first victory over a ranked opponent since defeating No. 22 Florida State on Oct. 1, 2022, and its first over a top-20 foe since topping No. 16 NC State 45-42 at Allegacy Stadium on Nov. 13, 2021. Overall, the win was Wake Forest's 18th all-time over a top-20 opponent and its highest-ranked road win since defeating No. 12 Georgia on Sept. 12, 1979.

From a coaching perspective, the Demon Deacons triumph gave head coach Jake Dickert his fourth career win over a ranked opponent and his first as the Demon Deacons' head coach. In his debut season in Winston-Salem, Dickert has already made program history, becoming the first coach to lead Wake Forest to a bowl berth in his inaugural year.

Within the white lines on Saturday, special teams was the spotlight for the Deacs. Redshirt freshman Connor Calvert nailed a 39-yard field goal in the second quarter, a 50-yard try in the third quarter, and a 49-yarder to secure the game in the fourth quarter. Additionally, Hernandez's aforementioned punt return for a touchdown was the second-longest in Wake Forest history and the game's only touchdown.

Defensively, the Demon Deacons were stout all night as linebacker Dylan Hazen logged a pair of fumble recoveries and a forced fumble, along with seven tackles and 1.5 tackles-for-loss. The Deacs forced three Virginia turnovers with a pair coming on forced fumbles by Wake's stellar defensive line, including one from redshirt junior Nuer Gatkuoth and another from junior Dallas Afalava.

Additionally, the Demon Deacons kept the Cavaliers out of the end zone for the first time since 2022 while also holding their high powered offense to over 100 yards fewer than their average yard per game this season.

Offensively, Wake Forest executed when it needed it most as senior running back Demond Claiborne rushed for 75 yards on 25 attempts, while redshirt senior quarterback Robby Ashford connected on seven passes for 46 yards while adding 57 yards on the ground.

This highly-anticipated matchup, which was broadcast nationally on ESPN, was a hard-hitting ACC football game that featured the two programs that have played the most one-score games in the league. The Demon Deacons improved to 4-1 in such games this fall while the Cavaliers fell to 4-2.

	1	2	3	4	Final
Virginia	3	3	3	0	9
Wake Forest	0	10	3	3	16

SCORING SUMMARY

1st Quarter

UVA - Bettridge,Will 34 yd field goal 11:48

3-0

2nd Quarter

UVA - Bettridge,Will 21 yd field goal, 4:27

6-0

WF - Hernandez,Carlos 88 yd punt return (Calvert,Connor kick), 1:33

6-7

WF - Calvert,Connor 39 yd field goal, 0:40

6-10

3rd Quarter

UVA - Bettridge,Will 40 yd field goal, 10:35

9-10

WF - Calvert,Connor 50 yd field goal, 3:49

9-13

4th Quarter

WF - Calvert,Connor 49 yd field goal, 3:53

9-16

	UVA	WF
SCORE	9	13
FIRST DOWNS	14	12
RUSHES-YARDS (NET)	30-163	41-139
PASSING YDS (NET)	164	64
PASSES COMP-ATT-INT	21-34-0	9-23-0
TOTAL OFFENSE PLAYS-YARDS	64-327	64-203
FUMBLE RETURNS-YARDS	0-0	3-0
PUNT RETURNS-YARDS	3-40	3-124
KICKOFF RETURNS-YARDS	1-17	0-0
INTERCEPTION RETURNS-YARDS	0-0	0-0
PUNTS (NUMBER-AVG)	4-197-49.2	6-206-34.3
FUMBLES-LOST	3-3	1-0
PENALTIES-YARDS	3-15	5-52
POSSESSION TIME	28:18	31:42
THIRD-DOWN CONVERSIONS	3 OF 14	5 OF 17
FOURTH-DOWN CONVERSIONS	1 OF 3	1 OF 3
RED-ZONE SCORES-CHANCES	3-4	0-1
SACKS BY: NUMBER-YARDS	0-0	2-12

RUSHING:

UVA - J. Taylor 19-98; D. Kaelin 6-49; H. Waylee 3-10; C. Morris 1-6; K. Courtney, WF - D. Claiborne 25-75; R. Ashford 11-57; T. Clark 3-6; C. Barnes 1-2.

PASSING:

UVA - D. Kaelin 18-28-145-0-0; C. Morris 3-6-19-0-0. WF - R. Ashford 7-16-46-0-0; D. Purdie 2-7-18-0-0.

RECEIVING:

UVA - T. Harris 6-60; K. Courtney 2-36; J. Taylor 7-30; S. Ennis 2-20; C. Ross 2-7; J. Edrine 1-6; E. Wood 1-5. WF - T. Clark 1-22; C. Barnes 2-12; S. Berkahliter 1-9; D. Claiborne 2-8; E. Falayi 1-6; C. Hernandez 1-4; K. Johnson 1-3.



GAME 10

NORTH CAROLINA

WAKE FOREST

12

28

NOVEMBER 15 - ALLEGACY STADIUM - WINSTON-SALEM, N.C. - ATTENDANCE - 32,390

WINSTON-SALEM, N.C. - Led by a pair of touchdowns and a career-high 181 all-purpose yards from junior Carlos Hernandez, Wake Forest (7-3, 4-3 ACC) grabbed its first Big-4 win of the Jake Dickert era against North Carolina (4-6, 2-4 ACC) 28-12 on Saturday night in front of a sold out crowd at Allegacy Federal Credit Union Stadium. Coach Dickert's seven-win total is tied for the most by a first year head coach in program history (Bill Dooley, 1987).

Since 2001, Wake Forest football has been the best football program in the state of North Carolina as the Demon Deacons boast an overall record of 49-30 (.620) against all in-state opponents. The Deacs lead in win percentage in this category among its Big Four rivals.

Hernandez led the way for the Demon Deacons offense against the Tar Heels as he scored a pair of touchdowns, including a 51-yard fumble recovery and a 70-yard touchdown pass off a flea-flicker by quarterback Robby Ashford. The Alhambria, Calif., native finished the game with a team-high six catches and 100 yards.

Ashford and senior Demond Claiborne both added a touchdown run as the Deacs ran for 223 yards, marking their third 200-yard rushing game of the season. Claiborne ended the game with 98 yards, as well as two catches for 12 yards. Meanwhile, Ashford connected on 15 passes for 161 yards and he accounted for a pair of scores (one passing, one rushing).

Defensively, the Demon Deacons held the Tar Heels to only 56 yards rushing, well below their season average of 115 yards per game. Additionally, the Deacs became the first team to keep the North Carolina offense out of the end zone since 2016.

Junior linebacker Aiden Hall led the team with nine tackles with five solo efforts and a tackle-for-loss.

One more chance remains for fans to see the Deacs at Allegacy Stadium this fall with the season finale on Saturday, Nov. 22, against Delaware at 12 p.m. The game will be broadcast on ACC Network. The matchup will be just the third in series history and the first since the Deacs beat the Blue Hens 38-21 on September 17, 2016. Next Saturday's game will serve as the Demon Deacs annual Senior Day Game. Additionally, next Saturday's game will be the Winston-Salem/Forsyth County Schools Educator Celebration Game for Wake Forest. Partnering with community-minded organizations – Allegacy Federal Credit Union, Proof of the Pudding, Pepsi, and Inmar Intelligence – Wake Forest will provide 3,000 sponsored packages for WSFCS teachers, staff, and their families. Each package includes a game ticket, complimentary stadium meal, parking, and a celebratory T-shirt, offering these dedicated educators a well-deserved day together inside Allegacy Stadium. This initiative also underscores the broader community effort to support and uplift Winston-Salem/Forsyth County Schools as they navigate current financial challenges.

	1	2	3	4	Final
North Carolina	0	6	3	3	12
Wake Forest	7	7	7	7	28

SCORING SUMMARY

1st Quarter

WF - Hernandez,Carlos 51 yd run (Calvert,Connor kick), 13:11

7-0

2nd Quarter

UNC - Verhoff,Rece 40 yd field goal, 12:54

7-3

WF - Claiborne,Demond 12 yd run (Calvert,Connor kick), 1:47

14-3

UNC - Verhoff,Rece 57 yd field goal, 0:00

14-6

3rd Quarter

UNC - Verhoff,Rece 42 yd field goal, 6:46

14-9

WF - Hernandez,Carlos 70 yd pass from Ashford,Robby (Calvert,Connor kick), 5:54

21-9

4th Quarter

UNC - Verhoff,Rece 47 yd field goal, 11:03

21-12

WF - Ashford,Robby 2 yd run (Calvert,Connor kick), 0:22

28-12

	UNC	WF
SCORE	12	28
FIRST DOWNS	16	19
RUSHES-YARDS (NET)	24-56	39-223
PASSING YDS (NET)	201	191
PASSES COMP-ATT-INT	21-37-0	15-25-0
TOTAL OFFENSE PLAYS-YARDS	61-257	64-414
FUMBLE RETURNS-YARDS	0-0	2-1
PUNT RETURNS-YARDS	1-11	2-12
KICKOFF RETURNS-YARDS	1-15	1-19
INTERCEPTION RETURNS-YARDS	0-0	0-0
PUNTS (NUMBER-AVG)	4-185-46.2	4-157-39.2
FUMBLES-LOST	0-0	2-1
PENALTIES-YARDS	4-45	3-40
POSSESSION TIME	30:02	29:58
THIRD-DOWN CONVERSIONS	4 OF 14	6 OF 13
FOURTH-DOWN CONVERSIONS	1 OF 1	2 OF 3
RED-ZONE SCORES-CHANCES	1-3	2-2
SACKS BY: NUMBER-YARDS	2-11	2-11

RUSHING:

UNC - D. June 9-32; B. Hall 8-21; G. Lopez 5-2; J. McGill 2-1. WF - D. Claiborne 23-98; R. Ashford 10-52; C. Hernandez 0-51; T. Clark 6-22.

PASSING:

UNC - G. Lopez 21-36-201-0-0; J. Shipp 0-1-0-0-0. WF - R. Ashford 15-25-191-1-0.

RECEIVING:

UNC - J. Johnson 5-54; K. Paysour 5-40; D. June 2-33; J. Shipp 4-31; D. Gause 3-21; J. Green 1-13; B. Hall 1-9. WF - C. Hernandez 6-100; K. Johnson 2-31; S. Racanelli 3-29; S. Berkhalter 2-19; D. Claiborne 2-12.

GAME RECAPS



GAME 11

DELAWARE

WAKE FOREST

14

52

NOVEMBER 22 - ALLEGACY STADIUM - WINSTON-SALEM, N.C. - ATTENDANCE - 26,950

WINSTON-SALEM, N.C. – On Senior Day at Allegacy Federal Credit Union Stadium, the 2025 edition of Wake Forest football (8-3, 4-3 ACC) became the 11th team in program history to reach eight or more wins following a 52-14 victory over Delaware (5-6, 3-4 C-USA). Additionally on Saturday, Wake Forest Athletics honored 31 football players, 19 members of the Spirit of the Old Gold & Black, 18 Deacs from the Spirit Squads and two student staffers.

With eight victories in 2025, the Demon Deacons stand as the winningest Power 4 program in the Carolinas. Head coach Jake Dickert also secured his eighth win in his debut season, setting a new Wake Forest record for most wins by a first-year head coach.

The Deacs recorded more than 577 yards of total offense, led by 263 rushing yards and a pair of touchdowns from junior wide receiver Carlos Hernandez. The Alhambra, Calif.-native hauled in a program-best 93-yard reception to power the Demon Deacon offense.

In the air, three different Deacs hauled in receiving touchdowns as redshirt senior quarterback Robby Ashford finished with 314 passing yards in addition to 64 yards on the ground. Specifically through the air, Hernandez paced the Deacs passing attack as he totaled 197 receiving yards, which was the third most in a single game in school history.

Defensively, the Deacs held the Blue Hens to only 67 yards rushing, well below their season average of 110.8 yards per game. The vaunted Wake Forest defense also totaled six tackles-for-loss and two sacks. Not to be overshadowed, Wake’s special teams turned in another game changing play on Saturday with a forced fumble and recovery in a kickoff.

Next up, Wake Forest will face off with Duke on Saturday, Nov. 29 at Wallace Wade Stadium. Kickoff time being announced at a later time. Looking ahead, the Demon Deacons are going bowling for the eighth time since 2016. Deacon Nation can click here for more bowl information. Additional ticket and fan event and travel information will be shared on Sunday, Dec. 7 when Wake Forest’s bowl destination is selected. Wake Forest Bowl merchandise will be made available on WakeForestShop.com as it becomes available and fans can shop there for all the latest Demon Deacons gear too!

As Wake Forest football closed the book on its home season on Nov. 22, there is no better time to reserve your spot for the much-anticipated 2026 season as season ticket deposits for home games at Allegacy Federal Credit Union Stadium are now available, which includes a limited number of new \$99 full-season Built in the Dark ticket plans are available through the Demon Deacon’s December bowl game.

	1	2	3	4	Final
Delaware	0	7	0	7	14
Wake Forest	15	20	14	3	52

SCORING SUMMARY

1st Quarter

WF - Claiborne, Demond 1 yd run (Calvert, Connor kick) 7:08 7-0  
WF - Clark, Ty 13 yd run (Racanelli, Sawyer rush), 2:13 15-0

2nd Quarter

DEL - Ellison Jr., Viron 43 yd pass from Minicucci, Nick (Reed, Nate kick), 12:47 15-7  
WF - Calvert, Connor 44 yd field goal, 9:40 18-7  
WF - Ashford, Robby 4 yd run (Calvert, Connor kick), 4:39 25-7  
WF - Calvert, Connor 44 yd field goal, 2:15 28-7  
WF - Hernandez, Carlos 79 yd pass from Ashford, Robby (Dennis, Matthew kick), 0:19 35-7

3rd Quarter

WF - Berkhalter, Sterling 19 yd pass from Ashford, Robby (Dennis, Matthew kick), 10:09 42-7  
WF - Hernandez, Carlos 93 yd pass from Ashford, Robby (Dennis, Matthew kick), 3:37 49-7

4th Quarter

WF - Calvert, Connor 47 yd field goal, 8:44 52-7  
DEL - Patterson, Max 25 yd pass from Streeter, Braden (Reed, Nate kick), 1:59 52-14

	DEL	WF
SCORE	14	52
FIRST DOWNS	19	21
RUSHES-YARDS (NET)	29-67	34-263
PASSING YDS (NET)	233	314
PASSES COMP-ATT-INT	32-47-0	16-26-2
TOTAL OFFENSE PLAYS-YARDS	76-300	60-577
FUMBLE RETURNS-YARDS	0-0	1-0
PUNT RETURNS-YARDS	0-0	3-5
KICKOFF RETURNS-YARDS	2-29	1-18
INTERCEPTION RETURNS-YARDS	2-14	0-0
PUNTS (NUMBER-AVG)	5-20.3	40-6
FUMBLES-LOST	2-2	1-0
PENALTIES-YARDS	3-25	4-40
POSSESSION TIME	33:08	26:52
THIRD-DOWN CONVERSIONS	8 OF 18	6 OF 12
FOURTH-DOWN CONVERSIONS	3 OF 4	2 OF 2
RED-ZONE SCORES-CHANCES	0-2	5-5
SACKS BY: NUMBER-YARDS	0-0	2-14

**RUSHING:** DEL - V. Ellison 9-34; J. Porter 6-27; G. Spiller 9-20; N. Minicucci 3-(-13); B. Streeter 1-1.  
WF - C. Barnes 1-78; R. Ashford 8-64; T. Clark 7-66; D. Claiborne 12-37; J. Clements 3-10; J. Searcy 2-4; M. Andrade 1-4.

**PASSING:** DEL - N. Minicucci 21-30-140-1-0; B. Streeter 11-17-93-1-0.  
WF - R. Ashford 15-22-292-3-1; D. Purdie 1-4-22-0-1.

**RECEIVING:** DEL - V. Ellison 7-60; M. Patterson 3-33; S. Wilson 6-30; B. Rehmann 2-24; J. Thaw 3-23; N. Laboy 1-18; J. Porter 2-15; K. Duplessis 3-12; D. Lewis 4-12; S. Moore 1-6.  
WF - C. Hernandez 5-197; S. Berkhalter 2-42; K. Brenson 1-22; D. Claiborne 3-20; C. Barnes 3-19; S. Racanelli 1-7; M. Mays 1-7.



GAME 12

DUKE

WAKE FOREST

49

32

NOVEMBER 29 - WALLACE WADE STADIUM - DURHAM, N.C. - ATTENDANCE - 21,045

DURHAM, N.C. – The Wake Forest football team (8-4, 4-4 ACC) closed the regular season on Saturday, Nov. 29 at Duke (7-5, 6-2 ACC). Despite career nights by redshirt senior quarterback Robby Ashford and redshirt senior wide receiver Sawyer Racanelli, the Demon Deacons fell to the Blue Devils, 49-32.

Wake Forest closes the regular season with eight wins—its first eight-win campaign since 2022 and just the 11th such season in program history. With that, when the Deacs line up for their bowl game in December or January, the 2025 edition of the Demon Deacons will have a chance to become just the fourth team in program lore to win nine games in a season (2021: 11-3; 2007: 9-4; 2006: 11-3).

The Deacs recorded more than 450 yards of total offense as Racanelli led the way individually with a career-high seven catches for 123 yards and a touchdown. Racanelli and fellow redshirt senior Karate Brenson hauled in receiving touchdowns as Ashford finished with a career-high 342 passing yards in addition to 44 yards and a touchdown on the ground.

Defensively, the Deacs totaled 11 tackles-for-loss and two sacks. Individually, Wake Forest was led by redshirt sophomore Davaughn Patterson as he tallied 10 tackles with three solo efforts. Additionally, junior linebacker Aiden Hall added 10 tackles and a tackle-for-loss, while redshirt junior defensive lineman Langston Hardy notched eight tackles with a team-high 2.0 TFLs and a 0.5 sack.

Although the Deacs did not come out victorious on Saturday, Wake Forest closed the regular season winning six of its last eight games. The Deacs also went 3-2 in November, marking their first winning record in the final month of the regular season since 2008.

	1	2	3	4	Final
Duke	14	7	14	14	49
Wake Forest	3	14	8	7	32

SCORING SUMMARY

1st Quarter

DU - Sheppard, Nate 5 yd run (Pelino, Todd kick), 10:36 7-0  
WF - Calvert, Connor 42 yd field goal, 5:59 7-3  
DU - Mensah, Darian 4 yd run (Pelino, Todd kick) 14-3

2nd Quarter

WF - Racanelli, Sawyer 22 yd pass from Ashford, Robby (Calvert, Connor kick), 11:56 14-10  
DU - Castle, Anderson 1 yd run (Pelino, Todd kick), 1:38 21-10  
WF - Brenson, Karate 20 yd pass from Ashford, Robby (Calvert, Connor kick), 0:29 21-17

3rd Quarter

DU - Hagans, Sahmir 30 yd pass from Mensah, Darian (Pelino, Todd kick), 9:45 28-17  
DU - Castle, Anderson 2 yd run (Pelino, Todd kick), 3:51 35-17  
WF - H. Ashford, Robby 10 yd run (Ashford, Robby rush), 0:00 35-25

4th Quarter

DU - Sheppard, Nate 13 yd run (Pelino, Todd kick), 13:57 42-25  
WF - Clark, Ty 1 yd run (Calvert, Connor kick), 11:13 42-32  
DU - Hasley, Jeremiah 11 yd pass from Mensah, Darian (Pelino, Todd kick), 0:23 49-32

	DU	WF
SCORE	32	49
FIRST DOWNS	24	27
RUSHES-YARDS (NET)	39-110	32-126
PASSING YDS (NET)	268	342
PASSES COMP-ATT-INT	24-35-0	27-43-1
TOTAL OFFENSE PLAYS-YARDS	74-378	75-468
FUMBLE RETURNS-YARDS	3-0	0-0
PUNT RETURNS-YARDS	0-0	1-16
KICKOFF RETURNS-YARDS	2-101	3-62
INTERCEPTION RETURNS-YARDS	1-0	0-0
PUNTS (NUMBER-AVG)	3-148	49.3
FUMBLES-LOST	0-0	5-3
PENALTIES-YARDS	5-50	8-97
POSSESSION TIME	34:39	25:21
THIRD-DOWN CONVERSIONS	5 OF 13	6 OF 12
FOURTH-DOWN CONVERSIONS	3 OF 5	1 OF 2
RED-ZONE SCORES-CHANCES	6-7	3-3
SACKS BY: NUMBER-YARDS	2-12	2-16

**RUSHING:** DU - N. Shepard 23-75; A. Castle 12-21; K. Reynoldson 1-26; D. Mensah 3-(-12).  
WF - R. Ashford 16-44; D. Claiborne 12-58; T. Clark 2-13; C. Barnes 1-11.

**PASSING:** DU - N. Mensah 24-35-268-2-0.  
WF - R. Ashford 27-43-342-2-1.

**RECEIVING:** DU - C. Barkate 8-83; N. Shepard 5-60; Q. Brown 2-51; S. Hagans 2-29; J. Hasley 4-27; A. Castle 2-18.  
WF - S. Racanelli 7-123; C. Hernandez 6-93; T. Clark 3-34; C. Barnes 2-24; K. Brenson 1-20; K. Johnson 2-18; S. Berkhalter 1-16; D. Claiborne 2-10; E. Falay 3-4.