

SOUTHERN MISS[®] FOOTBALL

2025

SATURDAY, AUGUST 30 • 11 AM CT • CARLISLE-FAULKNER FIELD AT M.M. ROBERTS STADIUM • HATTIESBURG, MISSISSIPPI



VS



SOUTHERN MISS GOLDEN EAGLES

0-0 (0-0 SUN BELT)

Head Coach: Charles Huff

Record at Southern Miss: 0-0 (1st season)

Career Record: 32-20

Record vs. Mississippi State: 0-0

Last Game: N/A

MISSISSIPPI STATE BULLDOGS

0-0 (0-0 SEC)

Head Coach: Jeff Leiby

Record at Mississippi State: 2-10 (2nd season)

Overall Record: 2-10

Record vs. Southern Miss: 0-0

Last Game: N/A

ON THE AIR

TV: ESPN

Play-by-Play: Roy Philpott

Analyst: Sam Acho

Sideline: Taylor Davis

RADIO: Southern Miss Sports Network

Local: WXRR-FM 104.5 (Hattiesburg/Laurel) | Varsity Sports Network

Play-by-Play: John Cox | Analyst: Jason Baker

Sideline: Dr. Bo Morgan | Spotter: Joe Bryant

TAKE IN SOME GOLDEN EAGLE NUGGETS

- Quarterback **Braylon Braxton** was tabbed the Sun Belt Preseason Offensive Player of the Year in July. Braxton threw for 1,624 yards in '24 and ran for another 610 yards. He accounted for 23 touchdowns over 11 starts
- Coordinators **Blake Anderson** (offense) and **Jason Semore** (defense) each have their own ties to the Golden Eagles in 2025. Anderson returns after a four-year stint starting in 2008 and Semore reunites with Charles Huff after serving as his DC for two seasons
- On the defensive side of the ball, **Josh Moten** highlights after being named a honorable mention G5 All-American last season. Finished tied for third in the FBS with five interceptions in 2024
- Southern Miss has started nine different quarterbacks since the start of the 2012 season. Nick Mullens and Jack Abraham are the only two former Golden Eagles to start more than one season opener. Full list below:

Games	Quarterback	Year	QB
2012	Chris Campbell	2021	Trey Lowe III
2013	Allan Bridgford	2022	Ty Keyes
2014-16	Nick Mullens	2023	Billy Wiles
2017	Keon Howard	2024	Tate Rodemaker

- Southern Miss will play seven home games in Hattiesburg for the first time since 2020 and only the third time in its history this fall. The only other time Southern Miss played seven home games in the Hub City during a season came in 1920

FIRST TIMER IN THE BLACK & GOLD

- Charles Huff is the 23rd head football coach at Southern Miss and is looking to become the 15th coach to win his debut. Four of the last five non-interims to win their Southern Miss regular season debut have won in Hattiesburg

LAST FIVE SOUTHERN MISS HEAD COACHING DEBUTS

COACH	YEAR	OPPONENT, SCORE
Jay Hopson	2016	Kentucky, 44-35 (A)
Larry Fedora	2008	Louisiana, 51-21 (H)
Jeff Bower	1991	Delta State, 25-7 (H)
Curly Hallman	1988	Stephen F Austin, 21-7 (H)
Jim Carmody	1982	ULM, 45-27 (H)

AGAINST THE SEC

- Southern Miss is 35-118-3 against the current configuration of the SEC, having played every conference member except Oklahoma, Texas and Vanderbilt
- The Golden Eagles are 4-17 in season openers against the SEC with the last victory against an SEC foe coming in 2016

Wins Over SEC Teams in Season Openers

9/18/53	25-19	Alabama (Montgomery, Ala.)
9/17/54	7-2	Alabama (Montgomery, Ala.)
8/31/96	11-7	Georgia (Athens, Ga.)
9/3/16	44-35	Kentucky (Lexington, Ky.)

BY THE NUMBERS

65

Southern Miss has **65** four-year transfers on its 2025 roster, including 21 from Marshall. With five JUCO transfers, there is a total of 70 transfers

Southern Miss is **45-10** all-time in season-opening games in Hattiesburg. The Golden Eagles have won two-straight home openers

45

23

Charles Huff is the **23rd** head coach in Southern Miss history. He is the seventh coach to lead the Golden Eagles since 2000

The Golden Eagles have won **11** season openers since 2000. Nine of those have been home games at The Rock

11

A WIN FOR SOUTHERN MISS...

- Would move Southern Miss' record to 68-40 in season openers
- Would give the Golden Eagles their first win over Mississippi State since Oct. 15, 1988 and first in Hattiesburg since 1978
- Would move Southern Miss to 8-4 all-time in the month of August
- Would give head coach Charles Huff his first win as a Golden Eagle

DID YOU KNOW?



Now NFL quarterback **NICK MULLENS** threw for 311 yards the last time Southern Miss hosted Mississippi State. Mullens lone touchdown pass was to **JAYSHAWN WASHINGTON** for a 19-yard score. Mullens finished the day 33-for-44.

WHAT'S INSIDE

Media Information	2	Roster Breakdown	17-18
Team Notes	3	The Last Time	19
Opponent Breakdown	4	Individual Highs/Lows	20
Offensive Notes	5	Team Highs/Lows	21
Defensive Notes	6	Single Game Notes	22
Offensive Notes	7	Scoring Drives	23
Team Notes	8	Explosive Plays	24
Starters & OT Notes	9	Starters	25
Head Coach Charles Huff	10		
Assistant Coaches	11		
Southern Miss Hub	12		
About The Rock	13		
Depth Chart	14		
Roster	15-16		



Mississippi State
Aug. 30 / 11 AM
ESPN



Jackson State
SEPT. 6 / 4 PM
ESPN+



App State
SEPT. 13 / 6 PM
ESPN+



at Louisiana Tech
SEPT. 20 / 6:30 PM
ESPN PLATFORMS



Jacksonville State
SEPT. 27 / TBA
TBA



at Georgia Southern
OCT. 9 / 6:30 or 7 PM
ESPN/ESPN2



at Louisiana
OCT. 18 / TBA
TBA



ULM
OCT. 25 / TBA
TBA



at Arkansas State
NOV. 8 / TBA
TBA



Texas State
NOV. 15 / TBA
TBA



at South Alabama
NOV. 22 / TBA
TBA



Troy
NOV. 29 / TBA
TBA

WEEKLY SCHEDULE (ALL TIMES CENTRAL)

SUNDAY	MONDAY	TUESDAY	WEDNESDAY	THURSDAY	FRIDAY	SATURDAY
24 OFF	25 11:54 a.m. - Sun Belt Zoom	26 12 p.m. - Weekly Presser with Charles Huff and Players Closed Practice	27 Closed Practice	28 8 p.m. - Golden Eagle Hotline	29 Closed Practice	30 11 AM vs. Mississippi State ESPN Players and Coach Huff available postgame

SOUTHERN MISS ATHLETIC COMMUNICATIONS



JACK DUGGAN
Associate Athletic Director/Communications (Primary)
Cell.....
Emailjack.duggan@usm.edu
Twitter@Jack_Duggan_SID



JACK MACDONALD
Assistant Athletic Director/Communications (Secondary)
Cell.....630-659-5119
Emailjack.macdonald@usm.edu
Twitter@jackmac95



MAXWELL GREENOUGH
Assistant Director/Communications (Credentials)
Cell.....228-990-9620
Emailrobert.greenough@usm.edu
Twitter@USM_Maxwell

CREDENTIALS

Media outlets interested in covering Southern Miss football on either a season or individual-game basis are required to submit all applications for credentials through the Southern Miss athletic communications football credential website at smttt.info/25PressBox. Southern Miss is unable to process written requests for football credentials. Please be sure to review the department's credential policies.

Admission to the press box is for working media only. Only those media with official Southern Miss credentials will be admitted. Friends, spouses and non-workers are not permitted in the press area.

POSTGAME INTERVIEWS

The Southern Miss locker room is closed. Media will be asked to submit a list of player requests to Jack Duggan or Jack MacDonald at the start of the fourth quarter. During home games, Coach Huff will address the media in the Golden Eagle Weight Room on the first floor of the Duff Athletic Center, followed by the requested players. Enter through the double doors on the on Southeast side of the Duff. On the road, these interviews will take place either in the designated visiting interview area or outside the locker room.

WEEKLY MEDIA AVAILABILITY

Head coach Charles Huff will host a press conference at 12 p.m. every Tuesday throughout the season. Contact Jack Duggan or Jack MacDonald for further information.

Weekly Press Conference Dates

Aug. 30	Oct. 18
Sept. 6	Oct. 25
Sept. 13	Nov. 8
Sept. 20	Nov. 25
Sept. 27	Nov. 22
Oct. 9	Nov. 29

SUN BELT TELECONFERENCE

The Sun Belt Conference will hold a weekly teleconference with head coaches every Monday. Contact Jack Duggan or Jack MacDonald for the link to the weekly teleconference. The full schedule is below:

11:30 a.m. ET/10:30 a.m. CT – Dowell Loggains, App State
11:37 a.m. ET/10:37 a.m. CT – Tim Beck, Coastal Carolina
11:44 a.m. ET/10:44 a.m. CT – Bryant Vincent, ULM
11:51 a.m. ET/10:51 a.m. CT – Bob Chesney, James Madison
11:58 a.m. ET/10:58 a.m. CT – Dell McGee, Georgia State
12:05 p.m. ET/11:05 a.m. CT – GJ Kinne, Texas State
12:12 p.m. ET/11:12 a.m. CT – Clay Helton, Georgia Southern
12:19 p.m. ET/11:19 a.m. CT – Michael Desormeaux, Louisiana
12:26 p.m. ET/11:26 a.m. CT – Gerard Parker, Troy
12:33 p.m. ET/11:33 a.m. CT – Tony Gibson, Marshall
12:40 p.m. ET/11:40 a.m. CT – Butch Jones, Arkansas State
12:47 p.m. ET/11:47 a.m. CT – Ricky Rahne, Old Dominion
12:54 P.M. ET/11:54 A.M. CT – CHARLES HUFF, SOUTHERN MISS
1:01 p.m. ET/12:01 p.m. CT – Major Applewhite, South Alabama

COLLEGE PRESSBOX



collegepressbox is the official media website for Division I football. Access and download game notes, quotes, statistics, media guides, headshots, logos and more for all FBS schools, conferences, postseason games, awards and the College Football Playoff. For access, please register for an account at collegepressbox.com/register.

2025 RADIO AFFILIATES

MARKET	CALL LETTERS	FREQUENCY
Columbia	WFFF	96.7 FM
Greenwood	WBZL	103.3 FM
Greenville	WLTM	97.9 FM
Gulfport	WBUV	104.9 FM
Hattiesburg/Laurel	WXXR	104.5 FM
Jackson	WJDX	620 AM
Lucedale	WRBE	106.9 FM/1440 AM
McComb	WAKH	105.7 FM
Meridian	WNER	93.1 FM/1390 AM
Greenville	WDTL	97.9 FM
Vicksburg	KLSM	104.5 FM

CHARLES HUFF RADIO SHOW

Featuring the head coach of the Golden Eagles with the Voice of the Golden Eagles, John Cox, the Charles Huff Radio Show looks ahead to the coming week, while also taking questions in front of a live audience at Walk-On's Sports Bistreaux in Hattiesburg. The show will be held every Thursday during the season from 8-9 p.m., with the exception of weeks to be named. The show will air live on many of the Southern Miss Network affiliates, and will also be available on demand on the Varsity App.





SETTING THE SCENE

Southern Miss vs. Mississippi State

11:00 a.m. CT

SITE

Carlisle-Faulkner Field at M.M Roberts Stadium (36,000)
Hattiesburg, Miss.

RANKINGS

Southern Miss: NR (AP) | NR (Coaches) | NR (CFP)
Mississippi State: NR (AP) | NR (Coaches) | NR (CFP)

TELEVISION

ESPN
Roy Philpott, play-by-play
Sam Acho, analyst
Taylor Davis, sideline

RADIO

SOUTHERN MISS SPORTS NETWORK (Regional)

The Southren Miss Sports Network provides coverage over stations across the state of Mississippi. For a complete list of affiliates, please go to Southern Miss.com

John Cox, play-by-play
Jason Baker, analyst
Dr. Bo Morgan, sideline
Joe Bryant, spotter and stats

GAME ONE NOTES

▪ Southern Miss and Mississippi State have met 31 times in football with Mississippi State holding a 16-14-1 advantage. Two of the Golden Eagle victories, in 1975 and 1976 were awarded as forfeit victories. (For breakdown of the series, please go to page four)

▪ The series, which dates back to the 1935 season, returned after a 24-year hiatus in 2014 with MSU capturing a 49-0 decision in Starkville. The two teams returned to Hattiesburg the following year with the Bulldogs taking a 34-16 decision in front of a Southern Miss record crowd of 36,641 on Sept. 5, 2015.

▪ Mississippi State captured a 41-20 decision in the last meeting in Starkville on Nov. 18, 2023. The Golden Eagles trailed just 26-20 with 7:52 in the fourth quarter on a 98-yard kickoff return for a touchdown by Jakarius Caston, but former Bulldog and current Golden Eagle, Jeffery Pittman collected a 59-yard scoring run 38 seconds later and the Bulldogs posted a long interception return for a score with just over three minutes to play to seal the victory.

▪ Southern Miss looks to snap a six-game losing streak to MSU in this contest.

▪ The Golden Eagles are 2-3 in games played in Hattiesburg.

▪ The two teams were a fixture on each other schedules from 1964 through 1990, only missing 1971 and 1974 on each other's respective schedules.

▪ The two teams have two more future games scheduled, including Sept. 14, 2030, in Hattiesburg, and Sept. 13, 2031, in Starkville.

▪ Southern Miss head coach Charles Huff served as an assistant coach at Mississippi State in 2018.

▪ Golden Eagle cornerbacks coach Taveze Calhoun played four seasons for Mississippi State (2012-15).

▪ Redshirt sophomore offensive lineman Luke Rogers is the younger brother of former Bulldog quarterback Will Rogers.

▪ Southern Miss has three players on their roster that transferred from Mississippi State including LS Luke Beard, RB Jeffery Pittman and LB Avery Sledge.

▪ Redshirt sophomore defensive lineman Chris Hayes is a native of Starkville and Starkville High School.

SUN BELT WEEKLY SCHEDULE

Thursday, August 28	Time (CT)	TV Network
St. Francis at ULM	6 PM	ESPN+
Friday, August 29	Time (CT)	TV Network
App State at Charlotte	6 PM	ESPNU
Saturday, August 30	Time (CT)	TV Network
Mississippi State at Southern Miss	11 AM	ESPN
Old Dominion at Indiana	1:30 PM	FS1
Marshall at Georgia	2:30 PM	ESPN
Coastal Carolina at Virginia	5 PM	ACCN
Weber State at James Madison	5 PM	ESPN+
SEMO at Arkansas State	6 PM	ESPN+
Morgan State at South Alabama	6 PM	ESPN+
Nicholls at Troy	6 PM	ESPN+
Georgia State at Ole Miss	6:45 PM	SECN
Rice at Louisiana	7 PM	ESPN+
Eastern Michigan at Texas State	7 PM	ESPN+
Georgia Southern at Fresno State	8:30 PM	FS1

PRESEASON SUN BELT STANDINGS

	SBC	OVERALL
EAST		
1. James Madison	--	--
2. Georgia Southern	--	--
3. App State	--	--
4. Coastal Carolina	--	--
5. Old Dominion	--	--
6. Marshall	--	--
7. Georgia State	--	--
WEST		
1. Louisiana	--	--
2. Texas State	--	--
3. Arkansas State	--	--
4. South Alabama	--	--
5. Southern Miss	--	--
6. Troy	--	--
7. ULM	--	--

NATIONAL POLLS

AP POLL (Preseason)		US LBM Coaches Poll (Preseason)	
1 Texas	0-0	1 Texas	0-0
2 Penn State	0-0	2 Ohio State	0-0
3 Ohio State	0-0	3 Penn State	0-0
4 Clemson	0-0	4 Georgia	0-0
5 Georgia	0-0	5 Notre Dame	0-0
6 Notre Dame	0-0	6 Clemson	0-0
7 Oregon	0-0	7 Oregon	0-0
8 Alabama	0-0	8 Alabama	0-0
9 LSU	0-0	9 LSU	0-0
10 Miami (Fla.)	0-0	10 Miami (Fla.)	0-0
11 Arizona State	0-0	11 Arizona State	0-0
12 Illinois	0-0	12 Illinois	0-0
13 South Carolina	0-0	13 South Carolina	0-0
14 Michigan	0-0	14 Michigan	0-0
15 Florida	0-0	15 Ole Miss	0-0
16 SMU	0-0	16 SMU	0-0
17 Kansas State	0-0	17 Florida	0-0
18 Oklahoma	0-0	18 Tennessee	0-0
19 Texas A&M	0-0	19 Indiana	0-0
20 Indiana	0-0	20 Kansas State	0-0
21 Ole Miss	0-0	21 Texas A&M	0-0
22 Iowa State	0-0	21 Iowa State	0-0
23 Texas Tech	0-0	23 BYU	0-0
24 Tennessee	0-0	24 Texas Tech	0-0
25 Boise State	0-0	25 Boise State	0-0

FUTURE SCHEDULES

▪ Here is a look at non-conference games over the next few seasons

2026	2031
9/5 - Alcorn State	9/13 - at Mississippi State
9/12 - at Auburn	9/20 - LA Tech
9/19 - LA Tech	
9/26 - at Tulane	2032
	9/18 - at LA Tech
2027	2033
9/11 - Tulane	9/17 - LA Tech
9/18 - at Memphis	
2028	*opponents and dates are subject to change. Games with LA Tech will change due to its move to the Sun Belt
9/16 - Middle Tennessee	
9/23 - at USF	
2029	
9/15 - at LA Tech	
2030	
9/7 - at Middle Tennessee	
9/14 - Mississippi State	
9/21 - Memphis	

GOLDEN EAGLES IN THE NFL

National Football League

Swayze Bozeman	Chicago Bears
Natrone Brooks	Atlanta Falcons
Jason Brownlee	Kansas City Chiefs
Frank Gore Jr.	Buffalo Bills
Tim Jones	Minnesota Vikings
Nick Mullens	Jacksonville Jaguars
Rakeem Nunez-Roches	New York Giants
Eric Scott Jr.	Kansas City Chiefs
Quez Watkins	Arizona Cardinals

Canadian Football League

Jalil Clemons*	BC Lions
Latreal Jones*	Ottawa Redblacks

United Football League

Tykeem Doss	DC Defenders
-------------	--------------

*Denotes practice squad player

GOLDEN EAGLE GRADS

Kyle Davis
Isaiah Gibson
Najae Hallenbeck
Joseph Harper
Dominick Hill
Brodarius Lewis
Josh Moten
Eric Thomas
Brendan Toles
Quin Warren
Christian Anderson
Micah Davis
Cooper Frazier
Logan Gregory
Jez Janvier
Matt Jones
Kyle McCormick
Elijah Metcalf
Aaryn Parks
Jeffery Pittman
Brock Roman

SERIES HISTORY

Overall: 14-16-1
In Hattiesburg: 2-3
In Starkville: 6-11-1
Neutral Site: 6-2

MOST RECENT MEETINGS

Overall: 14-16-1 In Hattiesburg: 2-3 In Starkville: 6-11-1 Neutral Site: 6-2		
Date	Result	Location
11/15/1935	MSU, 27-0	Hattiesburg
11/22/1947	MSU, 14-7	Starkville
10/17/1964	MSU, 48-7	Starkville
10/9/1965	MSU, 27-9	Starkville
10/8/1966	MSU, 10-9	Starkville
10/14/1967	USM, 21-14	Starkville
10/12/1968	USM, 47-14	Starkville
10/11/1969	MSU, 34-20	Starkville
10/24/1970	MSU, 51-15	Starkville
10/21/1972	MSU, 26-7	Starkville
10/27/1973	Tied, 10-10	Starkville
10/4/1975*	MSU, 7-3	Starkville
10/23/1976*	MSU, 14-6	Hattiesburg
10/22/1977	USM, 14-7	Starkville
10/7/1978	USM, 22-17	Hattiesburg
10/27/1979	USM, 21-7	Starkville
10/11/1980	USM, 42-14	Starkville
11/7/1981	USM, 7-6	Jackson
10/9/1982	USM, 20-14	Jackson
10/8/1983	USM, 31-6	Jackson
10/6/1984	MSU, 27-18	Jackson
9/21/1985	MSU, 23-20	Jackson
9/20/1986	USM, 28-24	Jackson
10/17/1987	USM, 18-14	Jackson
10/15/1988	USM, 38-21	Jackson
9/9/1989	MSU, 26-23	Hattiesburg
9/22/1990	MSU, 13-10	Starkville
8/30/2014	MSU, 49-0	Starkville
9/5/2015	MSU, 34-16	Hattiesburg
9/7/2019	MSU, 38-15	Starkville
11/18/2023	MSU, 41-20	Starkville

*Mississippi State vacated its 1975 and 1976 wins due to violations

STATISTICAL MATCHUP

FBS	SBC	USM (2024)	COMPARISON	MSU (2024)	SEC	FBS
131	14	15.3	SCORING OFFENSE	25.8	14	86
118	14	108.6	RUSHING OFFENSE	137.9	14	87
120	13	174.9	PASSING OFFENSE	239.3	7	50
131	14	283.5	TOTAL OFFENSE	377.2	13	78
122	13	104.5	PASSING EFF.	125.3	15	92
129	14	3.8	SACKS ALLOWED	3.2	15	122
132	14	.250	3RD DOWN CONV%	.369	15	98
123	13	.733	RED ZONE OFF%	.805	11	94
127	14	37.8	SCORING DEFENSE	34.1	16	117
132	14	232.7	RUSHING DEFENSE	216.9	16	129
64	8	216.5	PASS DEFENSE	239.5	15	104
121	13	449.2	TOTAL DEFENSE	456.4	16	125
122	13	154.0	PASS EFF. DEF	159.3	16	126
92	9	1.7	SACKS	0.8	16	132
74	7	5.4	TACKLES FOR LOSS	3.9	16	126
93	6	.423	3RD DOWN CONV DEF%	.473	15	122
110	9	.887	RED ZONE DEF%	.860	15	90
19	2	41.3	NET PUNTING	41.8	9	14
120	13	4.3	PUNT RETURNS	9.1	5	51
49	5	18.8	KICKOFF RETURNS	25.7	2	12
133	14	-1.6	TURNOVER MARGIN	-0.5	13	105

2024 MISSISSIPPI STATE LEADERS

RUSHING	G	Att.	Yds.	Avg.	TD	Yds/G
Davon Booth	12	152	759	5.0	5	63.3
Johnnie Daniels	12	108	540	5.0	4	45.0
Keyvone Lee	4	29	140	4.8	1	35.0
PASSING	G	Cmp-Att.	Pct.	Yds.	TD-INT	Yds/G
Michael Van Buren	10	140-256	54.7	1886	11-7	188.6
Blake Shapen	4	74-108	68.5	974	8-1	243.5
RECEIVING	G	No.	Yds.	Avg.	TD	Yds/G
Kevin Coleman Jr.	12	74	932	12.6	6	77.7
Seydou Traore	12	34	361	10.6	1	30.1
Kelly Akharaiyi	11	25	391	15.6	2	35.5
Jordan Mosley	12	23	405	17.6	3	33.8
DEFENSE	G	Solo	Asst	Total	TFL-Yds	FF
Isaac Smith	11	46	81	127	1.5-3	1
Stone Blanton	12	30	95	125	3.5-7	2
Nic Mithcell	12	24	56	80	3-12	--
Branden Jennings	12	10	46	56	5-11	--
Hunter Washington	12	26	29	55	1.5-5	1

2025 Record: 0-0 (0-0 SEC)

Coach (record): Jeff Lebby
(2-10 at Mississippi State, 2-10 overall)

DATE	OPPONENT	TIME/SCORE	TV
Aug. 30	at Southern Miss	11 a.m.	ESPN
Sept. 6	Arizona State	6:30 p.m.	ESPN2
Sept. 13	Alcorn State	5 p.m.	ESPN+
Sept. 20	Northern Illinois	3:15 p.m.	SECN
Sept. 27	Tennessee*	TBA	TBA
Oct. 4	at Texas A&M*	TBA	TBA
Oct. 18	at Florida*	TBA	TBA
Oct. 25	Texas*	TBA	TBA
Nov. 1	at Arkansas*	TBA	TBA
Nov. 8	Georgia*	11 a.m.	ABC or ESPN
Nov. 15	at Missouri*	TBA	TBA
Nov. 28	Ole Miss*	11 a.m.	ABC or ESPN

* SEC Conference Game

GOLDEN EAGLE TRENDS

	2025	Streak	Huff
Overall			
At Home			
On Road			
Neural			
August			
September			
October			
November			
December			
vs. Sun Belt			
vs. Non-Conference			
vs. Ranked Opponents			
RECORD IN GAMES			
Decided by 7pts or less			
Decided by 3 pts or less			
Day Game			
Night Game			
RECORD WHEN SCORING			
Less than 21 points			
21+ points			
30+ points			
40+ points			
RECORD WHEN ALLOWING			
Less than 14 points			
Less than 21 points			
21+ points			
RECORD WHEN			
Scoring first			
Opponents score first			
Leading after the 1Q			
Trailing after the 1Q			
Tied after the 1Q			
Leading at halftime			
Trailing at halftime			
Tied at halftime			
Leading after the 3Q			
Trailing after the 3Q			
Tied after the 3Q			
In overtime games			
RECORD WITH			
Less than 400 yards total offense			
400+ yards total offense			
500+ yards total offense			
600+ yards total offense			
Less than 100 yards rushing			
100+ yards rushing			
200+ yards rushing			
300+ yards rushing			
Less than 200 yards passing			
200+ yards passing			
300+ yards passing			
A 300-yard passer			
A 100-yard rusher			
RECORD WHEN ALLOWING			
Less than 200 total yards			
200+ total yards			
300+ total yards			
400+ total yards			
Less than 100 rush yards			
100+ rush yards			
200+ rush yards			
Less than 200 pass yards			
200+ pass yards			
300+ pass yards			
A 300-yard passer			
A 100-yard rusher			
RECORD WHEN HAVING			
No turnovers			
Less than 3 turnovers			
3 or more turnovers			
No takeaways			
Less than 3 takeaways			
3 or more takeaways			
Win turnover battle			
Lost turnover battle			
Turnovers even			

SOUTHERN MISS OFFENSIVE NOTEBOOK

THE (Q)B1 FILE

- Quarterback **Braylon Braxton**, a Marshall transfer, is tabbed as QB1 of the Golden Eagles in 2025
- Preseason hype as surrounded the Frisco, Texas native as he has been tabbed 2025 Sun Belt Preseason Offensive Player of the Year, voted on by the SBC coaches
- On top of that, Braxton has been named to nearly 10 other preseason all-Sun Belt teams or award watch lists

OC RIGHT AT HOME

- Offensive Coordinator **Blake Anderson** retruns to Hattiesburg after stops at North Carolina, Arkansas State and Utah State
- Anderson mentored Golden Eagle legend Austin Davis at quarterback and helped the Golden Eagles average 36.9 points per game as offensive coordinator during the 2010 and 2011 seasons
- As a head coach, Anderson owns a 74-54 record and has taken his teams to nine bowl games, including three wins



STARTING QBs SINCE 2021

Over the years, Southern Miss has put a number of QBs in the huddle. The Golden Eagles have started eight different ones since the start of the 2021 season. Full list below:

Games	Quarterback
10	Billy Wiles (2023)
8	Zach Wilcke (2022)
7	Ethan Crawford (2023-24)
7	Tate Rodemaker (2024)
6	Trey Lowe (2021-22)
4	Ty Keyes (2021-22)
4	Jake Lange (2021)
3	Frank Gore Jr. (2021)

THE OLD GUYS UP FRONT

- Southern Miss' offensive line had eight different players start a game last season. Greg Nunnery and Luke Rogers are the only returning linemen that started a game last season - Nunnery started all 12 and Rogers started one
- Other returners include Hayden Breal and Larry Edwards -- both redshirted last season
- The newcomers have combined to play in 159 games, with Samford transfer Cooper Frazier having played in 38. Aloali'i Maui (25), Christian Anderson (15), Hayes Creel (21), and Jez Janvier (26) have all played 10+ games at the DI level

Cooper Frazier (38)	Samford
Carlos Slayden II (4)	Troy
^Greg Nunnery (12)	Mississippi Gulf Coast CC
RJ Whitehead (2)	UTEP
Aloali'i Maui (25)	Utah State
Camden Myers	Western Carolina
Broderick Roman (19)	Eastern Michigan
Christian Anderson (15)	Alabama A&M
Aaryn Parks (9)	South Carolina

^ Denotes returning player

Jahmir Davis	LaSalle HS
^Hayden Breal	UMS-Wright
^Luke Rogers (10)	Brandon HS
Hayes Creel (21)	McNeese
^Larry Edwards	Humphreys County HS
Chase Malamala	UCF
Jez Janvier (26)	Eastern Michigan
Liam Cassidy	Coffeyville CC

HOW IT WAS BUILT

The 2025 Golden Eagles are built different, literally. They only have 23 players that stayed with the program after last season. Brendan Toles and Zavian Hales are the only Southern Miss seniors to start their careers in Hattiesburg, with both joining the team in 2021.

Below is a full list of how the 'Golden Eagles were built

**Denotes Scholarship Player*

2021

Freshman Signees

Brendan Toles* (RS-23)

Walk-On

Zavian Hales (RS-21)

2022

Freshman Signees

Davis Dalton* (RS-22)

Cameron Knox* (RS-22)

Junior College

Brodarius Lewis*

Walk-Ons

Kyle McCormick (RS-22)

2023

Freshman Signees

Chris Hayes* (RS-23)

Cameron Mackey* (RS-23)

Luke Rogers* (RS-23)

Junior College

Joseph Harper*

Transfer

Eric Thomas, Jr.* (Arkansas)

Walk-On

David Griffin (RS-23)

Jeramie Posey (RS-23)

2024

Freshman Signees

Larry Edwards* (RS-24)

Chris Jones*

John White* (RS-24)

Transfer

Avery Sledge* (Mississippi State)

2024

Junior College

Zion Edwards

Jameer Lewis*

Greg Nunnery*

Transfer

Kyirin Heath* (Ole Miss)

Walk-Ons

Hayden Breal (RS-24)

Caston Brown (RS-24)

2025

Freshman Signees

Jaylin Carter*

Amir Leonard-Jean Charles*

Jahmir Davis*

Khalil Foster*

Denzel Gardner*

Connor Gooding*

Jermame Hayes*

Malachi Henderson*

Robert Henderson*

Shane King*

Zach Ruffin*

Junior College

Peyton Anderson*

Liam Cassidy*

Mason Clinton*

Dylan King*

Transfers

Christian Anderson* (Alabama A&M)

Josiah Bastien (UW-Platteville)

Josh Battle* (Chattanooga)

Luke Beard* (Mississippi State)

Braylon Braxton* (Marshall)

Robert Briggs* (Utah State)

Bralon Brown* (Marshall)

MaLik Caswell* (Marshall)

Tychaun Chapman* (Marshall)

Carl Chester* (Marshall)

Hayes Creel* (McNeese State)

Kyle Davis* (Howard)

Micah Davis* (Ole Miss)

Mike Duran (FIU)

Ahmere Foster* (Marshall)

Ian Foster* (Marshall)

Cooper Frazier* (Samford)

Isaiah Gibson, Sr.* (Marshall)

Logan Gregory (West Florida)

Najae Hallenbeck* (Wagner)

Reed Harradine* (Grambling)

JJ Hawkins* (Marshall)

Mathis Haygood* (Marshall)

Dominick Hill* (Liberty)

Trey Horne* (Georgia Tech)

Ishamel Ibraheem* (Marshall)

Jabari Ishmael* (Marshall)

Jez Janvier* (Eastern Michigan)

TJ Johnson* (West Virginia)

Matt Jones* (Ole Miss)

Zachariah Keith* (West Virginia)

Elijah Kinsler* (West Virginia)

Jackson Klein (Marshall)

Landry Lyddy* (UAB)

Chase Malamala* (UCF)


Continued on next page...

FINDING THE #NASTYBUNCH AGAIN

- Former defensive coordinator and head coach **Jim Carmody (1978-80, 82-87)** was nicknamed 'The Big Nasty' and his defensive quickly coined the nickname 'The Nasty Bunch'
- Since then, Southern Miss' defense has been called The Nasty Bunch, but it's a right that has to be earned. Carmody's defenses were known for being tough and tenacious
- The 2025 defense has to earn that name, but there are a select few that have proven themselves in the Black & Gold. Notable returners include Brendan Toles, Chris Jones, Brodarius Lewis and Jameer Lewis
- Jones earned praise as a freshman last season while finishing second in total tackles with 46. Brodarius Lewis anchored the line where he had 39 tackles and four sacks
- Lewis leads the way with 36 games played for the Golden Eagles, while Toles has played 35. Jameer Lewis has played 12, while Jones played in nine games last season

BRO UP FRONT

- Offensive lineman **Brodarius Lewis** is back in the trenches for the Golden Eagles after playing a career-high 12 games last season
- His 39 tackles led all defensive line players and were third on the team
- Lewis' four sacks were tops for the Golden Eagles, as were his eight TFLs



MOTEN WATCH

Transfer cornerback **Josh Moten** was named to the Chuck Bednarik Watch List, which is given to the nation's best defensive player. Moten was named a HERO G5 Honorable Mention All-American last season after finishing with five interceptions – that was tied for third in the FBS and tops in the Sun Belt. He posted an interception in four of the final five games, including a highlight-reel pick in the championship game against Louisiana.

^ Denotes returning player

HOW IT WAS BUILT

Aloali'i Maui* (Utah State)
Jaden McKinney* (Austin Peay)
Elijah Metcalf* (Marshall)
Chuck Montgomery* (Marshall)
Michael Montgomery* (Portland St.)
Kaden Morgan (UT Martin)
Kadinn Morris* (Western Michigan)
Josh Moten* (Marshall)
Jack Murley* (Universal School)
Malakai Murphy* (Colorado)
Camden Myers (Western Carolina)
Corey Myrick* (Cincinnati)
Grant Page* (Utah State)
Aayrn Parks* (South Carolina)
Jonathan Pennix* (Virginia Tech)
Jeffery Pittman* (Mississippi State)
Garrick Ponder * (North Alabama)
Cace Reed (Marshall)
Anthony Richard, Jr.* (Marshall)
Jacobe Robinson* (Boston College)
Broderick Roman* (Eastern Michigan)
Carlos Slayden II* (Troy)
Christopher Stokes* (Marshall)
J'Mond Tapp* (Arizona State)
Guylijah Theodule* (Marshall)
Quinzavious Warren* (UTEP)
Tyrese Weeks (Central State)
RJ Whitehead* (UTEP)
Elijah Zamora (SE Oklahoma State)

Walk-Ons

Shaddai Carter
Colin Kapilovic
Fred Nicholson
Dillon Rowley
Andrew Tate
Creighton Wilbanks

SOUTHERN MISS SPECIAL TEAMS NOTEBOOK

AUSSIE AUSSIE AUSSIE


- Punter **Jack Murley** joined the Golden Eagles on the first day of camp; well he landed in Hattiesburg midway through the first practice. The lefty punter is the first Southern Miss player from down under since Griffin Flemming was a Golden Eagle during the 2020 and 2021 seasons
- Murley, born April 23, 1995, is listed as the oldest player in college football. See below for the full list:

Age	Name	School	Class	Position	DOB
30	Jack Murley	Southern Miss	Fr.	Punter	4/23/95
30	Monte Harrison	Arkansas	So.	Wide Receiver	8/10/95
29	Billy Gowers	Hawaii	Fr.	Punter	6/10/96
27	Mitch McCarthy	Indiana	Sr.	Punter	10/10/97
27	Daniel Hughes	New Mexico	So.	Punter	6/2/98
27	Wilson Berry	Kentucky	Sr.	Punter	6/8/98
27	Bubba Thompson	North Texas	Fr.	Quarterback	6/9/98
27	Bailey Ettridge	Nevada	Fr.	Punter	6/23/98
27	Nate Torney	Louisiana	Sr.	Punter	7/5/98
27	Aliki Vihami	Utah	Gr.	Defensive Tackle	8/3/98
26	Cory Godinet	UTSA	Sr.	Offensive Line	1/27/99
26	Nathan Tiyce	Mississippi St	Fr.	Punter	4/12/99
26	Jackson Ross	Tennessee	Jr.	Punter	6/22/99

NEW FACES ALL AROUND

- Southern Miss is one of three schools to return no special teams players from the 2024 season. Quarterback Kyle McCormick was listed on the depth chart as the backup holder last season, but did not see any action in that role
- Of the seven special teams' positions (Field Goal Kicker, Punter, Kicker for Kickoffs, Holder, Snapper, Kickoff Returner and Punt Returner), here is a list of those who return the fewest starters nationally:

Cincinnati (0)	Old Dominion (1)
MTSU (0)	Colorado St. (1)
SOUTHERN MISS (0)	Nevada (1)
UNLV (0)	Georgia Tech (1)
South Carolina (1)	Ball State (2)
Utah (1)	Temple (2)
Tulane (1)	Colorado (2)
NIU (1)	UTSA (2)



IAN THE JET

Return man **Ian Foster** was named to the Jet Award Watch List prior to the 2025 season, given annually to the top return specialist in the country. At Marshall, Foster was named All-Sun Belt First Team as a return man after leading the FBS in return average among qualifying players (32.4). The Brundidge, Ala. native had 16 kick returns for 518 yards and led the FBS in 50+-yard returns (3) and 40+-yard kickoff returns (5).

IN-SEASON BIRTHDAYS

AUGUST

- 16 - Javarion Barnett
- 19 - Jackson Klein
- 26 - Amir Leonard-Jean Charles
- 26 - Luke Rogers
- 28 - Matt Jones
- 30 - MISSISSIPPI STATE
- 30 - Dylan King

SEPTEMBER

- 1 - Dillon Rowley
- 4 - Michael Montgomery
- 4 - Avery Sledge
- 5 - Brodarius Lewis
- 6 - JACKSON STATE
- 9 - John White
- 10 - Christopher Stokes
- 13 - Cooper Frazier
- 13 - APP STATE
- 20 - AT LOUISIANA TECH
- 24 - Chase Malamala
- 24 - Elijah Zamora
- 27 - JACKSONVILLE STATE

OCTOBER

- 6 - Braylon Braxton
- 6 - Robert Briggs
- 7 - Caston Brown
- 9 - AT GEORGIA SOUTHERN
- 9 - Jaylin Carter
- 11 - Jermane Hayes
- 12 - Shane King
- 13 - Jonathan Pennix
- 17 - Malachi Henderson
- 18 - AT LOUISIANA
- 18 - Reed Harradine
- 20 - Jacobe Robinson
- 20 - Guylijah Theodule
- 25 - ULM
- 27 - Ishmael Ibraheem

NOVEMBER

- 8 - AT ARKANSAS STATE
- 13 - Landry Lyddy
- 15 - TEXAS STATE
- 22 - AT SOUTH ALABAMA
- 22 - Carl Chester
- 22 - JJ Hawkins
- 25 - Logan Gregory
- 28 - Kadinn Morris
- 29 - TROY
- 29 - MaLik Caswell

DECEMBER

- 7 - Creighton Wilbanks
- 15 - Isaiah Gibson
- 16 - Elijah Kinsley
- 16 - Brendan Toles
- 18 - Connor Gooding
- 22 - Micah Davis
- 22 - Robert Henderson
- 24 - Mason Clinton

HUFF’S TRAIL: FROM GREEN TO GOLD

Although Charles Huff himself is new to Hattiesburg, he has plenty of familiar faces to help him get acclimated in the Black & Gold. Huff brought 21 players and 10 coaches with him from Huntington. Included in that bunch is reigning Sun Belt Newcomer of the Year and QB1 Braylon Braxton. Below is a list of every former Marshall player and coach that made their way to Hattiesburg

PLAYERS (POSITION)

Braylon Braxton (QB)	Jabari Ishmael (DL)
Josh Moten (CB)	Elijah Metcalf (WR)
Tychaun Chapman (WR)	Mathis Haygood (LB)
Ian Foster (SAF)	MaLik Caswell (SAF)
Chuck Montgomery (WR)	Corey Myrick (SAF)
JJ Hawkins (DE)	Anthony Richard Jr. (CB)
Carl Chester (WR)	Ahmere Foster (SAF)
Isaiah Gibson Sr. (DL)	Cace Reed (WR)
Bralon Brown (WR)	Christopher Stokes (DL)
Ishmael Ibraheem (DB)	Jackson Klein (DL)

COACHES

Jason Semore
Telly Lockette
Aaron Dobson
Sharrod Everett
Reed Grable
Kate Roll
Ben Ashford
Drew White
Mat Rumshock
Aaron Estes

CONFERENCE REALIGNMENT AT ITS BEST

- Following 26 seasons in Conference USA, the Golden Eagles start their fourth Sun Belt Conference season in 2025
- For the 2025 season, Southern Miss is part of a 14-team league that is separated into East (App State, Coastal Carolina, Georgia Southern, Georgia State, James Madison, Marshall, ODU) and West (Arkansas State, Louisiana, South Alabama, Southern Miss, Texas State, Troy, ULM) Divisions
- On July 15, the Sun Belt Conference announced that Louisiana Tech will join the conference following Texas State’s departure to the PAC-12. The Bulldogs are slated to join ahead of the 2026-27 season
- Southern Miss played at Troy for its first Sun Belt contest on Oct. 8, 2022, dropping a 27-10 decision
- Southern Miss won five Conference USA titles during its tenure, including one since divisional play started in 2005. They captured their only league title contest and the school’s fi fth overall C-USA league crown when they beat Houston, 49-28, in 2011
- The school’s other C-USA titles came in the inaugural season of 1996 as well as the 1997, 1999 and 2003 campaigns. The Golden Eagles also won two East Division crowns in C-USA (2006, 2011), and captured their first West title in 2015 after moving to that division during the 2014 campaign. Southern Miss won its third division title in 2015, but lost in the C-USA championship game at WKU, 45-28. Southern Miss were 1-2 in C-USA title games
- Along with the five C-USA titles, the Golden Eagles also won three additional league titles - 1948, 1950, 1951 - when they were members of the Gulf States Conference

HOME GROWN IN THE ‘SIP

- The Golden Eagles have 31 players on the 2025 roster from the state of Mississippi, while six are from the Hattiesburg Metro area. Southern Miss is no stranger to keeping homegrown talent as the 2024 team had 73 players from the Magnolia State

PLAYER (HOMETOWN)

Jeffery Pittman (Taylorsville)	Andrew Tate (Madden)	Chris Hayes (Starkville)
Brendan Toles (Oxford)	Fred Nicholson (Gautier)	Luke Rogers (Brandon)
Matt Jones (Jackson)	Avery Sledge (Hattiesburg)	Larry Edwards (Belzoni)
Davis Dalton (Madison)	Chris Jones (Byram)	Zavian Hales (Brandon)
John White (West)	Zion Edwards (Petal)	Dillon Rowley (Columbia)
Jameer Lewis (McComb)	Luke Beard (Ackerman)	Caston Brown (Hattiesburg)
Cameron Knox (New Albany)	Cooper Frazier (Corinth)	Quinzavious Warren (Canton)
Zach Ruffin (Philadelphia)	Joseph Harper (Baldwyn)	Mason Clinton (Hattiesburg)
Malachi Henderson (Hattiesburg)	Greg Nunnery (McComb)	Cameron Mackey (Clarksdale)
Peyton Anderson (Columbia)	Jeramie Posey (Hattiesburg)	Cannon McClain (Hattiesburg)
	RJ Whitehead (Horn Lake)	

One Win to a Bowl Game

The Golden Eagles look to become the first team to go from winning one game the previous season to a bowl game in 2025. They would become the first program to do that since both USF and Northwestern went from 1-11 in 2022 to making appearances in the Boca Raton Bowl and Las Vegas Bowl, respectively. Here is a look at the teams that have won two or fewer games before making a bowl game the following season:

2023 School and Record (2024 Bowl Game)

East Carolina – 2-10 (Military Bowl)
Vanderbilt – 2-10 (Birmingham Bowl)

2022 School and Record (2023 Bowl Game)

Northwestern – 1-11 (Las Vegas Bowl)
USF – 1-11 (Boca Raton Bowl)

DAVID vs. GOLIATH ON THE GRIDIRON

Overall against ranked opponents: 15-69-1
In Hattiesburg: 1-10
On the Road: 11-56-1
Neutral Site: 3-3

• WINS OVER RANKED OPPONENTS

Date	OPPONENT	RESULT
12/3/11	(7) Houston	49-28
11/13/20	(25) UCF	31-21
11/20/03	(9) TCU	40-28
12/20/00	(13) TCU	28-21
9/16/00	(13) Alabama	21-0
10/9/99	(16) East Carolina	39-22
10/16/93	(23) Louisville	35-27
10/5/91	(16) Auburn	10-9
11/10/90	(15) Auburn	13-12
9/8/90	(13) Alabama	27-24
9/2/80	(6) Florida State	30-26
11/13/82	(17) Alabama	38-29
11/14/81	(20) Florida State	58-14
11/7/81	(17) Mississippi State	7-6

RANKED vs. RANKED

Overall: 4-5

Date	USM RANK	OPP	RESULT
12/3/11	24	(7) Houston	W, 49-28
9/16/00	25	(13) Alabama	W, 21-0
9/2/00	22	(12) Tennessee	L, 16-19
10/30/99	20	(14) Alabama	L, 14-35
9/5/98	21	(13) Penn State	L, 6-34
11/8/97	24	(8) Tennessee	L, 20-44
11/14/81	14	(20) Florida State	W, 58-14
11/7/81	20	(17) Mississippi State	W, 7-6
10/25/80	20	(1) Alabama	L, 7-42

A LOOK AT WHAT’S BACK

THE GOLDEN EAGLES RETURN ON OFFENSE:

Total Offense – (188 of 3,402) 5.5%
Rushing – (-52 of 1,303) 0.0%
Passing – (240 of 2,099) 11.4%

THE GOLDEN EAGLES RETURN ON DEFENSE:

Tackles (161 of 805) 20.0%
Tackles for Loss (19.0 of 65) 29.2%
Sacks (8.0 of 20) 40.0%
Fumble Recoveries (1 of 4) 25.0%
Interceptions (1 of 6) 16.7 %

PRESEASON HONORS

BRAYLON BRAXTON

Davey O'Brien Watch List
Wuerffel Trophy Watch List
East-West Shrine Bowl 1000
Walter Camp Award Watch List
Maxwell Award Watch List
Preseason Sun Belt Offensive Player of the Year
Preseason All-Sun Belt First Team Offense
Allstate AFCA Good Works Team® Nominee
Preseason Athlon Sports All-Sun Belt First Team
Preseason Phil Steele Magazine All-Sun Belt First Team

BRODARIUS LEWIS

Preseason All-Sun Belt First Team Defense
Preseason Athlon Sports All-Sun Belt Second Team

IAN FOSTER

Jet Award Watch List
Preseason All-Sun Belt First Team Special Teams
Preseason Athlon Sports All-Sun Belt First Team
Preseason Phil Steele Magazine All-Sun Belt First Team

JOSH MOTEN

Chuck Bednarik Award Watch List
East-West Shrine Bowl 1000
Preseason All-Sun Second Team Defense
Preseason Athlon Sports All-Sun Belt Second Team
Preseason Phil Steele Magazine All-Sun Belt First Team

ELIJAH METCALF

Preseason Athlon Sports All-Sun Belt Second Team
Preseason Phil Steele Magazine All-Sun Belt Third Team

MICAH DAVIS

Preseason Athlon Sports All-Sun Belt Third Team
Preseason Phil Steele Magazine All-Sun Third Second Team

CHRIS JONES

Preseason Athlon Sports All-Sun Belt Third Team
Preseason Phil Steele Magazine All-Sun Belt Second Team

JEFFERY PITTMAN

Preseason Athlon Sports All-Sun Belt Fourth Team
Preseason Phil Steele Magazine All-Sun Belt Fourth Team

KYIRIN HEATH

Preseason All-Sun Belt Second Team Offense
Preseason Athlon Sports All-Sun Belt Fourth Team
Preseason Phil Steele Magazine All-Sun Belt Second Team

JABARI ISHMAEL

Preseason Athlon Sports All-Sun Belt Fourth Team

ISIAAH GIBSON SR.

Preseason Athlon Sports All-Sun Belt Third Team
Preseason Phil Steele Magazine All-Sun Belt Third Team

J'MOND TAPP

Preseason Phil Steele Magazine All-Sun Belt First Team

AHMERE FOSTER

Preseason Phil Steele Magazine All-Sun Belt Third Team

GOLDEN EAGLE STARTER PACK

	GAMES PLAYED	GAMES STARTED	CURRENT STREAK
DEFENSIVE BACKS			
Brendan Toles	35	3	-
LINEBACKERS			
None			
DEFENSIVE LINE			
Brodarius Lewis	36	15	5
Jameer Lewis	12	3	-
QUARTERBACKS			
None			
RUNNING BACKS			
None			
TIGHT ENDS			
Kyirin Heath	10	4	-
WIDE RECEIVERS			
Davis Dalton	21	10	5
OFFENSIVE LINE			
Greg Nunnery	12	12	12
Luke Rogers	9	1	-

ANYONE WANT FREE FOOTBALL?

Southern Miss has been involved in 14 overtime games since the rule went into effect prior to the 1996 season and the Golden Eagles are 6-8 overall, after defeating Louisiana on the road late in the 2023 season. Twelve of the 14 games that have taken OT were conference contests. Here is a look of all the overtime games Southern Miss has played:

DATE	OPPONENT	SCORE
11/9/23	at Louisiana*	W, 34-31
9/3/22	Liberty	L, 29-27 (4OT)
11/10/18	at UAB^	L, 23-26
10/21/17	at LA Tech^	W, 34-27 (2OT)
10/13/12	at UCF^	L, 31-38 (2OT)
10/30/10	UAB^	L, 49-50 (2OT)
12/21/08	Troy (New Orleans Bowl)	W, 30-27
10/4/08	UTEP^	L, 37-40 (2OT)
10/28/06	East Carolina^	L, 17-20
11/13/05	at Marshall^	W, 27-24
10/7/04	Houston^	W, 39-35
11/15/02	Louisville^	L, 17-20 (2OT)
11/11/00	at UAB^	W, 33-20 (2OT)
11/9/96	at Houston^	L, 49-56

* - SUN BELT CONFERENCE GAME, ^ - CONFERENCE USA GAME

HEADS OR TAILS

GAME	FLIP OUTCOME
Mississippi State	
Jackson State	
App State	
LA Tech	
Jax State	
Georgia Southern	
Louisiana	
ULM	
Arkansas State	
Texas State	
South Alabama	
Troy	

OH CAPTAIN! MY CAPTAIN!

GAME	CAPTAINS
Mississippi State	
Jackson State	
App State	
LA Tech	
Jax State	
Georgia Southern	
Louisiana	
ULM	
Arkansas State	
Texas State	
South Alabama	
Troy	

SWAG PACK

GAME	HELMET	JERSEY	PANTS
Mississippi State			
Jackson State			
App State			
LA Tech			
Jax State			
Georgia Southern			
Louisiana			
ULM			
Arkansas State			
Texas State			
South Alabama			
Troy			



HEAD COACH CHARLES HUFF

CAREER RECORD (5 seasons): 32-20 (.640)

Record at Southern Miss (1st):	0-0
Bowl Record:	1-2
Hometown:	Denton, Maryland
Alma Mater:	Hampton, 2005
Playing Experience:	Hampton, 2002-05
Wife:	Jessica
Children:	BJ, Beau, Blaze

HUFF STOP-BY-STOP

Year	School	Position
2025-pres.	Southern Miss	Head Coach
2021-24	Marshall	Head Coach
2019-20	Alabama	Associate HC/RB
2018	Mississippi State	Asst. HC/RB
2014-17	Penn State	ST Coord./RB
2013	Western Michigan	Running Backs
2012	Buffalo Bills	Assistant RB
2011	Vanderbilt	Offensive QC
2010	Hampton	Offensive Line
2009	Maryland	Assistant OL
2007-08	Tennessee State	ST Coord./TE
2006	Tennessee State	Offensive Line

NFL PLAYERS UNDER COACH HUFF (as a head coach)

	Round	Pick	Year	Team
Mike Green	2	59	2025	Ravens
Jeremy Jones	UDFA	--	2025	Giants
JJ Roberts	UDFA	--	2025	Buccaneers
Elijah Ellis	UDFA	--	2025	Chargers
Eli Neal	UDFA	--	2024	Rams
Micah Abraham	6	201	2024	Colts
Ethan Driskell	UDFA	--	2024	Chiefs
Rasheem Ali	5	165	2024	Ravens
Owen Porter	UDFA	--	2024	Vikings
Khalan Laborn	UDFA	--	2023	49ers
Steven Gilmore	UDFA	--	2023	Lions
Abraham Beuplan	UDFA	--	2023	Vikings
Will Ulmer	UDFA	--	2022	Bills
Alex Mollette	UDFA	--	2022	Colts
Nazeem Johnson	7	259	2022	Chiefs
Isaiah Norman	UDFA	--	2022	Chiefs
Willie Johnson	UDFA	--	2022	Jaguars
Dalton Tucker	UDFA	--	2022	Colts

Charles Huff comes to Southern Miss as the 23rd head football coach after serving as head coach at Marshall University for the past four seasons, posting a 32-20 record and culminating with a 31-3 Sun Belt Conference championship victory Saturday night in his final game leading the Thundering Herd.

Huff holds the distinction of being the only Marshall coach in the FBS era to lead the Herd to a bowl game in each of their first four seasons at the helm. During his tenure there, Huff enjoyed victories over No. 8 Notre Dame (2022) and Virginia Tech (2023). The 26-21 win over Notre Dame was part of a 9-4 season and was Marshall's first win over a Top 10 team since 2003.

In Huff's inaugural season in Huntington, Marshall finished 7-6 while going to its 17th bowl appearance since moving up to FBS in 1997. Huff also navigated the Herd to a five-game winning streak at the end of 2022, which was one of the nation's longest heading into the 2023 season. The 2022 season culminated with a 28-14 win over UConn in the Myrtle Beach Bowl.

The Herd finished 6-6 during the regular season in 2023 before dropping a 35-17 decision to UTSA in the Frisco Bowl. This season, Marshall registered its first league championship since capturing the 2014 Conference USA crown, while also recording the school's first 10-win season since 2015.

Described as an elite recruiter and developer of talent, Huff's proven history bolstered head coach Nick Saban's staff for the 2019 and 2020 seasons. In his inaugural season in Tuscaloosa, Huff helped Najee Harris rush for a career-best 1,224 yards on 209 carries with 13 rushing touchdowns while catching 27 passes for 304 yards and seven more scores. In 2020, Harris was a consensus All-American who led the nation in total touchdowns (30), rushing touchdowns (26) and points (180). He also ranked third nationally in rushing yards (1,466) and holds the school record for total touchdowns (57), rushing touchdowns (46) and rushing yards (3,843).

Huff arrived in Tuscaloosa after one season (2018) as the assistant head coach, run-game coordinator and running backs coach at Mississippi State.

He boasts 19 years of coaching experience on both the NFL and college levels with stops at Penn State (2014-17), Western Michigan (2013), the Buffalo Bills (2012), Vanderbilt (2011),

Hampton (2010), Maryland (2009) and Tennessee State (2006-08).

His one season in Starkville produced an effective rushing attack that averaged 223.6 yards per game to rank second in the SEC and 20th nationally.

Huff spent four seasons (2014-17) as Penn State's running backs coach and special teams coordinator. He recruited and developed one of the game's most electrifying players in running back Saquon Barkley, who was drafted by the New York Giants as the No. 2 overall pick in the 2018 draft. Numerous records fell at the running back position and on special teams under Huff's guidance at Penn State. Barkley, a 2017 consensus All-American, became the first Big Ten running back in history to win Offensive Player of the Year honors twice. A Walter Camp National Player of the Year finalist, Barkley ranked second nationally in all-purpose yards in 2017 (2,329). He broke four school career records, including rushing touchdowns (43), total touchdowns (53), all-purpose yards (5,538) and consecutive games with a touchdown (15) in just three seasons.

Huff spent the 2013 season at Western Michigan as the running backs coach and helped the unit nearly double its rushing yards from 2012. The Broncos ran for 1,394 yards in 2013 after running for just 735 yards the year before.

During the 2012 season, Huff worked in the NFL as the assistant running backs coach for the Buffalo Bills. He helped C.J. Spiller with his first career 1,000-yard rushing campaign and a Pro Bowl invitation.

In 2011, Huff was on James Franklin's 2011 staff at Vanderbilt as the offensive quality control coach. Huff and Franklin also worked together at Maryland in 2009, when Huff was the assistant offensive line coach. Huff also mentored NFL first-round pick Dominique Rodgers-Cromartie as the tight ends and special teams coach at Tennessee State from 2007-08. Huff graduated in 2005 from Hampton University where he served as a team captain, starting 12 games at center as a senior in 2005. He also played guard, fullback and tight end in his career.

A native of Denton, Maryland, Huff and his wife, Jessica, have three boys: B.J., Beau and Blaze.

HUFF YEAR-BY-YEAR

Year	Team	Position	Record	Conf.	Bowl Game
2005	Hampton	Graduate Assistant	11-1	9-0	D1-AA First Round
2006	Tennessee State	Offensive Line	6-5		
2007	Tennessee State	Special Teams Coordinator/TEs	5-6	4-3	
2008	Tennessee State	Special Teams Coordinator/TEs	8-4	5-3	
2009	Maryland	Assistant Offensive Line	3-10	1-7	
2010	Hampton	Offensive Line	6-5	5-3	
2011	Vanderbilt	Offensive Quality Control	6-7	2-6	Liberty
2012	Buffalo Bills	Assistant Running Backs	6-10		
2013	Western Michigan	Running Backs	1-11	1-7	
2014	Penn State	Special Teams Coordinator/RBs	7-6	2-6	Pinstripe
2015	Penn State	Special Teams Coordinator/RBs	7-6	4-4	TaxSlayer
2016	Penn State	Special Teams Coordinator/RBs	11-3	8-1	Rose
2017	Penn State	Special Teams Coordinator/RBs	11-2	7-2	Fiesta
2018	Mississippi State	Assistant Head Coach/RBs	8-5	4-4	Outback
2019	Alabama	Associate Head Coach/RBs	11-2	6-2	Citrus
2020	Alabama	Associate Head Coach/RBs	13-0	10-0	National Champions
2021	Marshall	Head Coach	7-6	5-3	New Orleans
2022	Marshall	Head Coach	9-4	5-3	Myrtle Beach
2023	Marshall	Head Coach	6-7	3-5	Frisco
2024	Marshall	Head Coach	10-3	7-1	--
2025	Southern Miss	Head Coach			

**BLAKE ANDERSON** **BOOTH**
Offensive Coordinator/Quarterbacks

- Returns to USM after stops at North Carolina (AC), Arkansas State (HC) and Utah State (HC)
- Has over 30 years of coaching experience, including OC at USM in 2010 and 2011
- Helped Utah State set 10 school records in 2021
- 74-54 head coaching record in 10 seasons

**JASON SEMORE** **FIELD**
Defensive Coordinator/Linebackers

- Held same role at Marshall last two seasons with Huff
- Won the 2024 Sun Belt Championship and ranked top-35 nationally in several categories
- Has over 15 years of collegiate experience
- Played collegiately at Adams State as a LB from 2001-05

**JOE BOLDEN** **FIELD**
Special Teams Coordinator/Nickels

- Spent last two seasons at Tulsa as special teams coordinator, and co-defensive coordinator last season
- 2024 unit ranked No. 2 nationally in average return yards
- Was a four-year letterwinner at Michigan and a three-year starter

**DOMINIQUE BOWMAN** **FIELD**
Defensive Backs

- Comes from Temple, where he spent two seasons as a cornerbacks coach
- Worked alongside Barry Odom at Arkansas and spent the 2021 season at Marshall
- First collegiate job was in 2016 at Arkansas-Monticello
- Played college ball at Lambuth University for Hugh Freeze

**AARON DOBSON** **FIELD**
Wide Receivers

- Spent last two seasons at Marshall - one as analyst and last as wide receivers coach
- Standout NFL player with the Patriots, Lions and Cardinals
- Set numerous collegiate records as a player at Marshall from 2009-12

**TAVEZE CALHOUN** **FIELD**
Cornerbacks

- Was previously at West Georgia as a cornerbacks coach for one year
- Spent four seasons in the NFL as a player before returning to Mississippi State to coach for his alma mater
- Started 36 games for the Bulldogs and had 161 career tackles
- A native of Ludlow, Mississippi

**SEAN COUGHLIN** **FIELD**
Offensive Line

- Was last at Eastern Michigan for four seasons
- Holds 24 years of coaching in the collegiate ranks
- Began coaching career in 2001 at his alma mater, Drake, and joined the Iowa State staff in 2004
- Has spent time at EMU, Arkansas State, Missouri State, Iowa State and Drake

**DALTON WILLIAMS** **FIELD**
Tight Ends


- Was last at Texas for two seasons as an offensive analyst
- Worked at Marshall during the 2022 season with Huff
- Played collegiately at Stephen F. Austin and Akron as a quarterback
- Signed a free agent deal with the Cowboys after throwing for 3,387 yards and 25 touchdowns

**TELLY LOCKETTE** **FIELD**
Running Backs

- Spent four seasons at Marshall as the run game coordinator and running backs coach
- Coached NFL back Rasheed Ali, who led all FBS running backs with 23 touchdowns in 2021
- Was a standout linebacker at Idaho State en route to being a two-time all-american
- Is in the Idaho State Athletics Hall of Fame

**ERIC MATHIES** **FIELD**
Defensive Line

- Was last at Eastern Kentucky as defensive line coach
- Has spent time at Long Island, Florida, South Florida, FAU, and Western Kentucky
- Was a four-year letterwinner at Murray State and won a pair of OVC titles in '95 and '96

**MICHAEL GIBBS** **FIELD**
Assistant Offensive Line


- Was a GA at Southern Miss in 2019
- Was previously at Coffeyville College for one season as the run game coordinator and offensive line coach
- Spent time at Utah State, UCF, Southern Miss and Arkansas State
- Played collegiately at Delta State and was a first team all-american in 2014 as a senior

**ALEC BROWN** **BOOTH**
Outside Linebackers

- Was previously at Washington, Georgia Tech, ULM, Eastern Kentucky and Murray State
- Started coaching career at Loachapoka HS in 2017
- Played two seasons at Auburn and was a member of the Southeastern Conference Academic Honor Roll in 2015 and 2015

**SHARROD EVERETT**
Football Chief of Staff

- Begins 19th season as a football administrator
- President of National Football Operations Organization
- Has spent time at Marshall, Vanderbilt, Florida State, Oregon, South Florida, WKU, Notre Dame, Tennessee State, Xavier and the Big 10 offices
- Three-time finalist for the Football Scoop National Director of Football Operations of the Year

**REED GRABLE**
General Manager

- Was previously at Marshall with Huff and helped the Herd to the 2024 Sun Belt title
- Manages all aspects of the roster and player recruiting
- Pro Liaison for the Golden Eagles
- Handles recruiting visits

**KATE ROLL**
Director of Football Administration

- Was previously at Marshall in a similar role as Manager of Football Operations
- Handles recruiting visits for future Golden Eagles
- Graduated from Michigan State and worked with the Spartan football team in the recruiting department

**BEN ASHFORD**
Director of Sports Performance

- Was at Marshall for four seasons with Huff
- Previously spent time at Samford for six seasons and Alabama for three
- Graduated from Auburn in 2004 and earned his Master's from Alabama in 2013

TALE OF THE TAPE

8.30	9.6	9.13	9.20	9.27	10.9	10.18	10.25	11.8	11.15	11.22	11.29
MISSISSIPPI STATE	JACKSON STATE	APP STATE	LOUISIANA TECH	JACKSONVILLE STATE	GEORGIA SOUTHERN	LOUISIANA	ULM	ARKANSAS STATE	TEXAS STATE	SOUTH ALABAMA	TROY
11 A.M. ESPN	4 P.M. ESPN+	TBD TBD	TBD TBD	TBD TBD	TBD TBD	TBD TBD	TBD TBD	TBD TBD	TBD TBD	TBD TBD	TBD TBD

DATE		OPPONENT	SCORE	OVERALL	SBC	START	DURATION	TEMP	ATTENDANCE
Sat., Aug. 30		Mississippi State							
Sat., Spet. 6		Jackson State							
Sat., Sept. 13	*	App State							
Sat., Sept. 20		at Louisiana Tech							
Sat., Sept. 27		Jacksonville State							
Thurs., Oct. 9	*	at Georgia Southern							
Sat., Oct. 18	*	at Louisiana							
Sat., Oct. 26	*	ULM							
Sat., Nov. 8	*	at Arkansas State							
Sat., Nov. 15	*	Texas State							
Sat., Nov. 22	*	South Alabama							
Sat., Nov. 29	*	Troy							

* - Sun Belt Game

SOUTHERN MISS TEAM STATS

SCORING

- Points per game
- Points off turnovers

FIRST DOWNS

- Rushing
- Passing
- Penalty

RUSHING YARDAGE

- Yards gained rushing
- Yards lost rushing
- Rushing attempts
- Average per rush
- Average per game
- TDs rushing

PASSING YARDAGE

- Comp-Att-Int
- Average per pass
- Average per catch
- Average per game
- TDs passing

TOTAL OFFENSE

- Total plays
- Average per play
- Average per game

KICK RETURNS: # - Yards

PUNT RETURNS: # - Yards

INT RETURNS: # - Yards

FUMBLES - LOST

PENALTIES - YARDS

- Average per game

PUNTS - YARDS

- Average per punt

TIME OF POSSESSION/GAME

3RD-DOWN CONVERSIONS

4TH-DOWN CONVERSIONS

SACKS BY - YARDS

FIELDS GOALS - ATTEMPTS

ON-SIDE KICKS

RED-ZONE SCORES

RED-ZONE TOUCHDOWNS

PAT-ATTEMPTS

ATTENDANCE AVG

RECORD BREAKDOWN

2025 SEASON
Overall
Home
Away
Neutral
Sun Belt
Non-Conference
Overtime
vs. Ranked Opponent
Day
Night
ABC
ESPN
ESPN+
Scores First
Opponent Scores First
Leading after 1st Qtr
Trailing after 1st Qtr
Tied after 1st Qtr
Leading at Half
Trailing at Half
Tied at Half
Leading after 3rd Qtr
Trailing after 3rd Qtr
Tied after 3rd Qtr
Wins Coin Toss
Loses Coin Toss
Natural Grass
Artificial Surface

SCORE BY QUARTER

	1	2	3	4	OT	Total
SOUTHERN MISS						
OPPONENT						



M.M ROBERTS STADIUM

- Stadium originally opened in 1932 as Faulkner Field and is commonly known as ‘The Rock’
- A massive renovation occurred in which M.M. Roberts Stadium was dedicated in 1976
- The west side of the concrete stands formerly served as a dormitory space for student-athletes
- Capacity: 36,000
- Stadium record crowd is 36,641 vs. Mississippi State on Sept. 5, 2015
- M.M. Roberts was a former Golden Eagle letterwinner (1916) and Board of Trustees member
- The playing field changed names in 2004 to Carlisle-Faulkner Field in honor of Gene Carlisle, a Southern Miss graduate and local entrepreneur and helped raised funds to turf the field
- In 2008, the South End Zone was constructed and added nearly 4,000 seats. It also came with 32 suites
- The Rock has been home to two NFL Hall of Fame Players - Brett Favre and Ray Guy
- The surface Southern Miss plays on is Matrix Helix Real Fill. The newest surface was installed in the summer of 2023
- The Rock is the epicenter of where game days start in Hattiesburg. Southern Miss players and coaches, The Pride, Spirit Squads, and notable dignitaries partake in Eagle Walk before every game. The route circles the stadium and ends with the team entering the front of the Duff Athletic Center

#PACKTHEROCK RECORD CROWDS

ATTENDANCE	DATE	OPPONENT	RESULT
36,641	9/5/15	Mississippi State	L, 16-34
36,232	9/5/09	Alcorn State	W, 52-0
36,152	9/25/03	Nebraska	L, 14-38
35,169	8/31/02	Jackson State	W, 55-7
34,189	9/9/89	Mississippi State	L, 23-26
34,140	9/15/12	East Carolina	L, 14-24
33,687	10/31/87	Jackson State	W, 17-7
33,233	9/19/98	Texas A&M	L, 6-24
33,092	8/31/95	Northern Illinois	W, 45-13
33,000	9/25/76	Ole Miss	L, 0-28
32,925	11/5/11	UCF	W, 30-29
32,792	9/20/08	Louisiana	W, 51-21
32,756	9/19/81	Tulane	W, 21-3
32,685	10/22/11	SMU	W, 27-3
32,606	11/20/10	Houston	W, 59-41

TOP SEASON AVERAGES

1.	2009	30,696	184,178 / 6 games
2.	2008	30,079	180,475 / 6 games
3.	2010	29,400	176,400 / 6 games
4.	1981	29,381	117,522 / 4 games
5.	2006	28,994	173,963 / 6 games
6.	2004	28,964	144,821 / 5 games
7.	2003	28,645	171,870 / 6 games
8.	2016	28,588	171,525 / 6 games
9.	2000	28,509	114,036 / 4 games
10.	2011	28,400	170,402 / 6 games

SOUTHERN MISS QUICK FACTS

• GENERAL

Location	Hattiesburg, Miss.
Founded	1910
Enrollment	13,170
Nickname	Golden Eagles
Colors	Black & Gold
Mascot	Seymour d'Campus
Stadium	Carlisle-Faulkner Field at M.M. Roberts Stadium
Capacity / All-Time Record	36,000 / 36,641 (2015)
Surface	Matrix Helix Real Fill
Affiliation	NCAA FBS
Conference	Sun Belt
University President	Dr. Joe Paul
Director of Athletics	Jeremy McClain
Faculty Athletic Rep	Dr. Joseph Weinberg
Official Website	SouthernMiss.com

• HISTORY

First Year of Football	1912
All-Time Record	618-473-27
NCAA Record	471-351-7
Pre-NCAA Record	147-122-20
No. of Bowl Appearances (Record)	27 (12-15)
Last Bowl Appearance	2022 LendingTree Bowl
Result	W, 38-24 vs. Rice

• TEAM INFORMATION

2024 Record	1-11
SBC Record / Finish	0-8 / 7th West
Offense / Defense	Multiple / Multiple
Starters Returning	4
Starters Lost	22

• COACHING STAFF

Head Coach:	Charles Huff, first season
Alma Mater	Hampton (2005)
Record at USM / Year	0-0, first
Career Record / Year	32-20, fifth
Football Office Phone	601-266-4567
X	@CoachHuff
Best time to reach coach	Contact SID
General Manager:	Reed Grable
Chief of Staff:	Sharrod Everett
Offensive Coordinator/Quarterbacks:	Blake Anderson
Defensive Coordinator/Linebackers:	Jason Semore
Defensive Backs:	Dominique Bowman
Cornerbacks:	Taveze Calhoun
Offensive Line:	Sean Coughlin
Defensive Line:	Eric Mathies
Wide Receivers:	Aaron Dobson
Special Teams:	Joe Bolden
Running Backs:	Telly Lockette
Tight Ends:	Dalton Williams
Outside Linebacker Coach:	Alec Brown
Offensive Quality Control:	Brandon Bowling
Offensive Quality Control:	Jacob “Cob” Summers
Defensive Analyst:	Herbert Gamboa
Defensive Analyst:	Avi Rushinek
Head Athletic Trainer:	Aaron Estes
Assistant Athletic Trainer:	Aaron Hill
Special Teams Quality Control:	Luke Kerver
Director of Football Administration:	Kate Roll
Director of Player Personnel:	Jack Jacoby
Director of Football Technology:	Mat Rumshock
Video Graduate Assistant:	Seth Reisinger
Director of Sports Performance:	Ben Ashford
Assistant Director of Sports Performance:	Drew White

SOUTHERN MISS | UNOFFICIAL DEPTH CHART | SUBJECT TO CHANGE

OFFENSE

Southern Miss will not release an offensive depth chart until week two

DEFENSE

Southern Miss will not release a defensive depth chart until week two

PRONUNCUATION GUIDE

2	Tychaun Chapman	Tie-Shawn
8	Ishmael Ibraheem	Ish-may-el Ee-bra-heem
9	Jabari Ishmael	Juh-bar-ee Ish-may-el
12	Guylijah Theodule	Guh-lie-ja Thee-a-dull
18	MaLik Caswell	Muh-leak
18	Landry Lyddy	Lid-dee
23	Anthony Richard , Jr.	Rih-chard
25	Josiah Basten	Joe-sy-uh Bast-en
26	Shaddai Carter	Sha-dye
41	Ahmere Foster	Uh-mear
48	Colin Kapilovic	Kuh-pill-uh-vick
62	Aloali'i Maui	A-low-uh-la
71	Aaryn Parks	Aaron
77	Chase Malamala	Mal-uh-mal-uh
78	Jez Janvier	John-vee-ay
81	Cace Reed	Case
84	Kadinn Morris	Caden
88	Kyirin Heath	Ky-wren
91	Quinzavious Warren	Quin-Zay-vee-us
96	Reed Harradine	Hair-uh-dine

SPECIALISTS

Southern Miss will not release a special teams depth chart until week two

2025 ROSTER BREAKDOWN

NUMERICAL

NO	NAME	POS	HT	WT	CL.	HOMETOWN / PREVIOUS SCHOOL
0	Jeffery Pittman	RB	6-1	215	R-Jr.	Taylorsville, Miss. / Mississippi State
0	Brendan Toles	CB	6-0	181	R-Sr.	Oxford, Miss. / Lafayette HS
1	Braylon Braxton	QB	6-2	230	R-Sr.	Frisco, Texas / Marshall
1	Josh Moten	CB	6-0	180	Sr.	Waldorf, Md. / Marshall
2	Tychaun Chapman	WR	6-0	180	R-Jr.	Virginia Beach, Va. / Marshall
2	Dominick Hill	SAF	6-1	210	R-Sr.	Orlando, Fla. / Liberty
3	Ian Foster	SAF	5-10	195	R-So.	Brundidge, Ala. / Marshall
3	Chuck Montgomery	WR	5-10	182	R-Sr.	Seffner, Fla. / Marshall
5	JJ Hawkins	DL	6-2	280	R-Jr.	Lawrenceville, Ga. / Marshall
5	Matt Jones	RB	6-0	202	R-Sr.	Jackson, Miss. / Ole Miss
6	Micah Davis	WR	6-0	195	R-Sr.	Atlanta, Ga. / Ole Miss
6	Dylan King	SAF	6-2	190	R-Jr.	Nashville, Tenn. / East Mississippi CC
7	Carl Chester	WR	6-3	200	R-Sr.	Manor, Texas / Marshall
7	Isaiah Gibson, Sr.	DL	6-4	320	R-Sr.	Springfield, Ohio / Marshall
8	Bralon Brown	WR	6-2	205	R-Sr.	Miramar, Fla. / Marshall
8	Ishmael Ibraheem	CB	6-0	180	R-Jr.	Dallas, Texas / Marshall
9	Jabari Ishmael	DL	6-6	270	R-Sr.	Miami, Fla. / Marshall
9	Elijah Metcalf	WR	5-9	170	R-Sr.	Charlotte, N.C. / Marshall
11	Davis Dalton	WR	6-3	210	R-Jr.	Madison, Miss. / Madison-Ridgeland Academy
11	Jonathan Pennix	CB	6-0	180	R-So.	Concord, Va. / Virginia Tech
12	Guylijah Theodule	CB	6-2	175	So.	Miami, Fla. / Marshall
12	John White	QB	6-0	210	R-Fr.	West, Miss. / Madison Ridgeland Academy
13	Mathis Haygood	LB	6-3	228	R-So.	Fayetteville, Ga. / Marshall
13	Grant Page	WR	6-2	200	R-Jr.	Boulder, Colo. / Utah State
14	Robert Briggs	RB	5-9	185	R-Jr.	Bellville, Texas / Utah State
14	J'Mond Tapp	DL	6-3	275	R-Jr.	Donaldsonville, La. / Arizona State
15	Kyle Davis	DL	6-3	295	So.	Bloomfield, Conn. / Howard
15	Jacobe Robinson	QB	6-3	220	R-So.	Henderson, Texas / Boston College
16	Denzel Gardner	QB	6-0	215	Fr.	Hyattsville, M.D. / DeMatha Catholic HS
16	Jameer Lewis	DL	6-2	230	Sr.	McComb, Miss. / Southwest Mississippi CC
17	Kyle McCormick	QB	6-1	200	R-Jr.	Lincoln, Calif. / La Costa Canyon HS
17	Michael Montgomery	LB	6-4	250	Jr.	Seattle, Wash. / Portland State
18	MaLik Caswell	SAF	6-0	180	R-Fr.	Midway, Ga. / Marshall
18	Landry Lyddy	QB	6-0	200	R-Jr.	Stonewall, La. / UAB
19	Shane King	TE	6-5	230	Fr.	Gainesville, Ga. / Gainesville HS
19	Malakai Murphy	CB	6-1	195	So.	Starke, Fla. / Colorado
20	Robert Henderson	RB	5-9	185	Fr.	Griffin, Ga. / Spalding HS
20	Cameron Knox	SAF	5-8	190	R-Jr.	New Albany, Miss. / New Albany HS
21	Khalil Foster	SAF	5-11	180	Fr.	Brundidge, Ala. / Pike County HS
21	TJ Johnson	TE	6-4	230	R-So.	Chesapeake, Va. / West Virginia
22	Jermane Hayes	WR	6-0	165	Fr.	University, Fla. / University HS
22	Corey Myrick	SAF	6-3	200	So.	Cincinnati, Ohio / Marshall
23	Trey Horne	WR	6-2	190	R-So.	Columbia, S.C. / Georgia Tech
23	Anthony Richard, Jr.	CB	6-2	195	R-Sr.	Lafayette, La. / Marshall
24	Josh Battle	SAF	6-0	205	R-Sr.	Hoschton, Ga. / Chattanooga
24	Jaylin Carter	ATH	5-10	190	Fr.	Valdosta, Ga. / Lowndes HS
25	Josiah Basten	RB	5-9	180	R-So.	Bonduel, Wisc. / UW - Platteville
25	Zach Ruffin	LB	6-3	198	Fr.	Philadelphia, Miss. / Neshoba Central HS
26	Shaddai Carter	SAF	5-9	165	Fr.	Miami, Fla. / Christopher Columbus HS
26	Logan Gregory	P	5-11	185	Sr.	Clearwater, Fla. / West Florida
27	Malachi Henderson	LB	6-0	210	Fr.	Hattiesburg, Miss. / Oak Grove HS
29	Jackson Klein	DL	6-1	290	R-Fr.	Boca Raton, Fla. / Marshall
30	Garrick Ponder	DL	6-2	250	R-Jr.	St. Petersburg, Fla. / North Alabama
30	Andrew Tate	LS	5-10	205	Jr.	Madden, Miss. / Hinds CC
31	Zachariah Keith	DL	6-6	250	R-So.	Douglasville, Ga. / West Virginia
32	Peyton Anderson	LB	6-3	215	R-Jr.	Columbia, Miss. / Jones College
32	Fred Nicholson	LS	5-10	215	Fr.	Gautier, Miss. / Gautier HS
33	Avery Sledge	LB	6-2	220	Jr.	Hattiesburg, Miss. / Mississippi State
34	Jack Murley	P	6-2	215	Fr.	Cranbourne North, Victoria, Australia / Universal School
35	Chris Jones	LB	6-0	230	So.	Byram, Miss. / Hartfield Academy

ALPHABETICAL

NO	NAME	POS
32	Peyton Anderson	LB
70	Christian Anderson	OL
25	Josiah Basten	RB
24	Josh Battle	SAF
46	Luke Beard	LS
1	Braylon Braxton	QB
73	Hayden Breal	OL
14	Robert Briggs	RB
8	Bralon Brown	WR
87	Caston Brown	TE
24	Jaylin Carter	ATH
26	Shaddai Carter	SAF
79	Liam Cassidy	OL
18	MaLik Caswell	SAF
2	Tychaun Chapman	WR
7	Carl Chester	WR
95	Mason Clinton	DL
75	Hayes Creel	OL
11	Davis Dalton	WR
6	Micah Davis	WR
15	Kyle Davis	DL
72	Jahmir Davis	OL
89	Mike Duran	WR
38	Zion Edwards	LB
76	Larry Edwards	OL
3	Ian Foster	SAF
21	Khalil Foster	SAF
41	Ahmere Foster	SAF
52	Cooper Frazier	OL
16	Denzel Gardner	QB
7	Isaiah Gibson, Sr.	DL
82	Connor Gooding	TE
26	Logan Gregory	P
92	David Griffin	DL
80	Zavian Hales	WR
90	Najae Hallenbeck	DL
53	Joseph Harper	LB
96	Reed Harradine	K
5	JJ Hawkins	DL
22	Jermane Hayes	WR
59	Chris Hayes	DL
13	Mathis Haygood	LB
88	Kyirin Heath	TE
20	Robert Henderson	RB
27	Malachi Henderson	LB
2	Dominick Hill	SAF
23	Trey Horne	WR
8	Ishmael Ibraheem	CB
9	Jabari Ishmael	DL
78	Jez Janvier	OL
21	TJ Johnson	TE
5	Matt Jones	RB
35	Chris Jones	LB
48	Colin Kapilovic	LS
31	Zachariah Keith	DL
6	Dylan King	SAF
19	Shane King	TE
97	Elijah Kinsler	DL
29	Jackson Klein	DL
20	Cameron Knox	SAF

2025 ROSTER BREAKDOWN

NUMERICAL

NO	NAME	POS	HT	WT	CL.	HOMETOWN / PREVIOUS SCHOOL
36	Brodarius Lewis	DL	6-2	295	Gr.	Prattville, Ala. / Jones College
37	Eric Thomas, Jr.	DL	6-3	280	Gr.	Pensacola, Fla. / Arkansas
38	Zion Edwards	LB	5-10	220	R-Jr.	Petal, Miss. / Northwest Mississippi CC
40	Creighton Wilbanks	K	5-10	185	Fr.	Mandeville, La. / Mandeville HS
41	Ahmere Foster	SAF	5-10	180	Jr.	Miami, Fla. / Marshall
42	Cannon McClain	SAF	6-4	170	R-So.	Hattiesburg, Miss. / Delta State
43	Tyrese Weeks	RB	5-10	252	R-So.	Queens, N.Y. / Central State
46	Luke Beard	LS	6-1	220	R-So.	Ackerman, Miss. / Mississippi State
48	Colin Kapilovic	LS	5-11	210	Fr.	Tuscaloosa, Ala. / Northridge HS
52	Cooper Frazier	OL	6-3	300	Gr.	Corinth, Miss. / Samford
53	Joseph Harper	LB	6-1	235	Sr.	Baldwyn, Miss. / Baldwin HS
54	Amir Leonard-Jean Charles	DL	6-5	305	Fr.	Brooklyn, N.C. / Lipscomb Academy (Tenn.)
55	Carlos Slayden II	OL	6-3	300	R-Jr.	Corpus Christi, Texas / Troy
56	Greg Nunnery	OL	6-4	320	Sr.	McComb, Miss. / Mississippi Gulf Coast CC
57	Jeramie Posey	DL	6-3	270	R-So.	Hattiesburg, Miss. / Oak Grove HS
58	RJ Whitehead	OL	6-5	320	R-Jr.	Horn Lake, Miss. / UTEP
59	Chris Hayes	DL	6-3	260	R-So.	Starkville Miss. / Starkville HS
62	Aloali'i Maui	OL	6-1	310	Sr.	Pago Pago, American Samoa / Utah State
64	Camden Myers	OL	6-3	305	R-Fr.	Irmo, S.C. / Western Carolina
67	Broderick Roman	OL	6-1	300	R-Sr.	Lansing, Mich. / Eastern Michigan
70	Christian Anderson	OL	6-6	300	R-Jr.	Atlanta, Ga. / Alabama A&M
71	Aaryn Parks	OL	6-4	300	R-Sr.	Seat Pleasant, Md. / South Carolina
72	Jahmir Davis	OL	6-4	295	Fr.	Cincinnati, Ohio / LaSalle HS
73	Hayden Breal	OL	6-0	320	R-Fr.	Mobile, Ala. / UMS-Wright
74	Luke Rogers	OL	6-3	290	R-So.	Brandon, Miss. / Brandon HS
75	Hayes Creel	OL	6-7	320	R-Jr.	Mt. Hermon, La. / McNeese
76	Larry Edwards	OL	6-4	285	R-Fr.	Belzoni, Miss. / Humphreys County HS
77	Chase Malamala	OL	6-6	300	R-Fr.	Palm Beach Gardens, Fla. / UCF
78	Jez Janvier	OL	6-5	305	R-Sr.	Montreal, Quebec / Eastern Michigan
79	Liam Cassidy	OL	6-4	325	So.	Portland, Ore. / Coffeyville CC
80	Zavian Hales	WR	6-2	195	R-Sr.	Brandon, Miss. / Brandon HS
81	Cace Reed	WR	5-7	150	So.	Hammond, La. / Marshall
82	Connor Gooding	TE	6-4	225	Fr.	Gilbert, S.C. / Gilbert HS
83	Dillon Rowley	WR	5-10	175	Fr.	Columbia, Miss. / Columbia HS
84	Kadinn Morris	TE	6-3	238	R-Sr.	Denham Springs, La. / Western Michigan
85	Elijah Zamora	WR	5-10	175	R-Fr.	Bedford, Texas / SE Oklahoma State
86	Israel Leamon	WR	6-0	175	Fr.	Greer, S.C. / Riverside HS
87	Caston Brown	TE	6-1	225	R-Fr.	Hattiesburg, Miss. / Oak Grove HS
88	Kyirin Heath	TE	6-5	240	Sr.	Mansfield, Texas / Ole Miss
88	Christopher Stokes	DL	6-3	300	R-Fr.	Dallas, Ga. / Marshall
89	Mike Duran	WR	6-0	175	R-Fr.	Miami, Fla. / FIU
90	Najae Hallenbeck	DL	6-5	350	R-Sr.	Lakewood, N.J. / Wagner
91	Quinzavious Warren	DL	6-2	330	R-Sr.	Canton, Miss. / UTEP
92	David Griffin	DL	6-1	285	R-So.	New Orleans, La. / Holy Cross HS
94	Kaden Morgan	K	5-11	173	R-Jr.	Spring, Texas / UT Martin
95	Mason Clinton	DL	6-5	300	So.	Hattiesburg, Miss. / East Mississippi CC
96	Reed Harradine	K	6-3	230	R-So.	Birmingham, Ala. / Grambling
97	Elijah Kinsler	DL	6-2	265	So.	Oradell, N.J. / West Virginia
98	Jaden Mckinney	DL	6-3	300	Jr.	Collierville, Tenn. / Austin Peay
99	Cameron Mackey	DL	6-3	290	R-So.	Clarksdale, Miss. / Clarksdale HS

ALPHABETICAL

NO	NAME	POS
86	Israel Leamon	WR
54	Amir Leonard-Jean Charles	DL
16	Jameer Lewis	DL
36	Brodarius Lewis	DL
18	Landry Lyddy	QB
99	Cameron Mackey	DL
77	Chase Malamala	OL
62	Aloali'i Maui	OL
42	Cannon McClain	SAF
17	Kyle McCormick	QB
98	Jaden Mckinney	DL
9	Elijah Metcalf	WR
3	Chuck Montgomery	WR
17	Michael Montgomery	LB
94	Kaden Morgan	K
84	Kadinn Morris	TE
1	Josh Moten	CB
34	Jack Murley	P
19	Malakai Murphy	CB
64	Camden Myers	OL
22	Corey Myrick	SAF
32	Fred Nicholson	LS
56	Greg Nunnery	OL
13	Grant Page	WR
71	Aaryn Parks	OL
11	Jonathan Pennix	CB
0	Jeffery Pittman	RB
30	Garrick Ponder	DL
57	Jeramie Posey	DL
81	Cace Reed	WR
23	Anthony Richard, Jr.	CB
15	Jacobe Robinson	QB
74	Luke Rogers	OL
67	Broderick Roman	OL
83	Dillon Rowley	WR
25	Zach Ruffin	LB
55	Carlos Slayden II	OL
33	Avery Sledge	LB
88	Christopher Stokes	DL
14	J'Mond Tapp	DL
30	Andrew Tate	LS
12	Guylijah Theodule	CB
37	Eric Thomas, Jr.	DL
0	Brendan Toles	CB
91	Quinzavious Warren	DL
43	Tyrese Weeks	RB
12	John White	QB
58	RJ Whitehead	OL
40	Creighton Wilbanks	K
85	Elijah Zamora	WR

2025 ROSTER BREAKDOWN

QUARTERBACKS

1	Braylon Braxton	QB	6-2	227	R-Sr.	Frisco, Texas / Marshall
12	John White	QB	6-0	205	R-Fr.	West, Miss. / Madison Ridgeland Academy
15	Jacobe Robinson	QB	6-3	220	R-So.	Henderson, Texas / Boston College
16	Denzel Gardner	QB	6-0	215	Fr.	Hyattsville, M.D. / DeMatha Catholic HS
17	Kyle McCormick	QB	6-1	195	R-Jr.	Lincoln, Calif. / La Costa Canyon HS
18	Landry Lyddy	QB	6-0	195	R-Jr.	Stonewall, La. / UAB

RUNNING BACKS

0	Jeffery Pittman	RB	5-10	205	R-Jr.	Taylorsville, Miss. / Mississippi State
5	Matt Jones	RB	5-8	205	R-Sr.	Jackson, Miss. / Ole Miss
14	Robert Briggs	RB	5-7	181	R-Jr.	Bellville, Texas / Utah State
20	Robert Henderson	RB	5-9	180	Fr.	Griffin, Ga. / Spalding HS
24	Jaylin Carter	ATH	5-10	205	R-Jr.	Valdosta, Ga. / Lowndes HS
25	Josiah Basten	RB	5-9	189	R-So.	Bonduel, Wisc. / UW - Platteville
43	Tyrese Weeks	RB	5-10	252	R-So.	Queens, N.Y. / Central State

WIDE RECEIVER

2	Tychaun Chapman	WR	5-8	180	R-Jr.	Virginia Beach, Va. / Marshall
3	Chuck Montgomery	WR	5-10	180	R-Sr.	Seffner, Fla. / Marshall
6	Micah Davis	WR	5-11	192	R-Sr.	Atlanta, Ga. / Ole Miss
7	Carl Chester	WR	6-3	203	R-Sr.	Manor, Texas / Marshall
8	Bralon Brown	WR	6-2	207	R-Sr.	Miramar, Fla. / Marshall
9	Elijah Metcalf	WR	5-6	175	R-Sr.	Charlotte, N.C. / Marshall
11	Davis Dalton	WR	6-3	212	R-Jr.	Madison, Miss. / Madison-Ridgeland Academy
13	Grant Page	WR	6-2	205	R-Jr.	Boulder, Colo. / Utah State
22	Jermane Hayes	WR	5-10	165	Fr.	University, Fla. / University HS
23	Trey Horne	WR	6-2	180	R-So.	Columbia, S.C. / Georgia Tech
80	Zavian Hales	WR	6-2	195	R-Sr.	Brandon, Miss. / Brandon HS
81	Cace Reed	WR	5-7	150	So.	Hammond, La. / Marshall
83	Dillon Rowley	WR	5-10	175	Fr.	Columbia, Miss. / Columbia HS
85	Elijah Zamora	WR	5-10	175	R-Fr.	Bedford, Texas / SE Oklahoma State
86	Israel Leamon	WR	6-0	175	Fr.	Greer, S.C. / Riverside HS
89	Mike Duran	WR	6-0	175	R-Fr.	Miami, Fla. / FIU

TIGHT ENDS

19	Shane King	TE	6-5	235	Fr.	Gainesville, Ga. / Gainesville HS
21	TJ Johnson	TE	6-4	225	R-So.	Chesapeake, Va. / West Virginia
82	Connor Gooding	TE	6-4	220	Fr.	Gilbert, S.C. / Gilbert HS
84	Kadinn Morris	TE	6-3	235	R-Sr.	Denham Springs, La. / Western Michigan
88	Kyirin Heath	TE	6-5	240	Sr.	Mansfield, Texas / Ole Miss
87	Caston Brown	TE	6-1	227	R-Fr.	Hattiesburg, Miss. / Oak Grove HS

OFFENSIVE LINE

52	Cooper Frazier	OL	6-3	300	Gr.	Corinth, Miss. / Samford
55	Carlos Slayden II	OL	6-2	290	R-Jr.	Corpus Christi, Texas / Troy
56	Greg Nunnery	OL	6-4	315	Sr.	McComb, Miss. / Mississippi Gulf Coast CC
58	RJ Whitehead	OL	6-5	315	R-Jr.	Horn Lake, Miss. / UTEP
62	Aloali'i Maui	OL	6-1	310	Sr.	Pago Pago, American Samoa / Utah State
64	Camden Myers	OL	6-3	315	R-Fr.	Irmo, S.C. / Western Carolina
67	Broderick Roman	OL	6-1	300	R-Sr.	Lansing, Mich. / Eastern Michigan
70	Christian Anderson	OL	6-6	295	R-Jr.	Atlanta, Ga. / Alabama A&M
71	Aaryn Parks	OL	6-4	300	R-Sr.	Seat Pleasant, Md. / South Carolina
72	Jahmir Davis	OL	6-4	295	Fr.	Cincinnati, Ohio / LaSalle HS
73	Hayden Breal	OL	6-0	317	R-Fr.	Mobile, Ala. / UMS-Wright
74	Luke Rogers	OL	6-3	290	R-So.	Brandon, Miss. / Brandon HS
75	Hayes Creel	OL	6-7	319	R-Jr.	Mt. Hermon, La. / McNeese
76	Larry Edwards	OL	6-4	275	R-Fr.	Belzoni, Miss. / Humphreys County HS
77	Chase Malamala	OL	6-6	295	R-Fr.	Palm Beach Gardens, Fla. / UCF
78	Jez Janvier	OL	6-5	315	R-Sr.	Montreal, Quebec / Eastern Michigan
79	Liam Cassidy	OL	6-4	330	So.	Portland, Ore. / Coffeyville CC

BY STATE

ALABAMA (6)

21	Khalil Foster	Brundidge
36	Brodiarius Lewis	Prattville
96	Reed Harradine	Birmingham
48	Colin Kapilovic	Tuscaloosa
73	Hayden Breal	Mobile
3	Ian Foster	Brundidge

CALIFORNIA (1)

17	Kyle McCormick	Lincoln
----	----------------	---------

COLORADO (1)

13	Grant Page	Boulder
----	------------	---------

CONNECTICUT (1)

15	Kyle Davis	Bloomfield
----	------------	------------

FLORIDA (15)

12	Guylijah Theodule	Miami
19	Malakai Murphy	Starke
26	Shaddai Carter	Miami
37	Eric Thomas, Jr.	Pensacola
9	Jabari Ishmael	Miami
29	Jackson Klein	Boca Raton
30	Garrick Ponder	St. Petersburg
77	Chase Malamala	Palm Beach Gardens
26	Logan Gregory	Clearwater
2	Dominick Hill	Orlando
41	Ahmere Foster	Miami
3	Chuck Montgomery	Seffner
8	Bralon Brown	Miramar
22	Jermane Hayes	University
89	Mike Duran	Miami

GEORGIA (11)

24	Jaylin Carter	Valdosta
24	Josh Battle	Hoschton
5	JJ Hawkins	Lawrenceville
31	Zachariah Keith	Douglasville
88	Christopher Stokes	Dallas
13	Mathis Haygood	Fayetteville
70	Christian Anderson	Atlanta
20	Robert Henderson	Griffin
18	MaLik Caswell	Midway
19	Shane King	Gainesville
6	Micah Davis	Atlanta

LOUISIANA (8)

23	Anthony Richard, Jr.	Lafayette
14	J'Mond Tapp	Donaldsonville
92	David Griffin	New Orleans
40	Creighton Wilbanks	Mandeville
75	Hayes Creel	Mt. Hermon
18	Landry Lyddy	Stonewall
84	Kadinn Morris	Denham Springs
81	Cace Reed	Hammond

MARYLAND (3)

16	Denzel Gardner	Hyattsville
1	Josh Moten	Waldorf
71	Aaryn Parks	Seat Pleasant

MICHIGAN (1)

67	Broderick Roman	Lansing
----	-----------------	---------

MISSISSIPPI (31)

0	Jeffery Pittman	Taylorsville
0	Brendan Toles	Oxford
16	Jameer Lewis	McComb
57	Jeramie Posey	Hattiesburg
59	Chris Hayes	Starkville
91	Quinzavious Warren	Canton
95	Mason Clinton	Hattiesburg
99	Cameron Mackey	Clarksdale
25	Zach Ruffin	Philadelphia
27	Malachi Henderson	Hattiesburg
32	Peyton Anderson	Columbia
33	Avery Sledge	Hattiesburg

2025 ROSTER BREAKDOWN

DEFENSIVE BACKS

0	Brendan Toles	CB	6-0	180	R-Sr.	Oxford, Miss. / Lafayette HS
1	Josh Moten	CB	6-0	180	Sr.	Waldorf, Md. / Marshall
2	Dominick Hill	SAF	6-1	205	R-Sr.	Orlando, Fla. / Liberty
3	Ian Foster	SAF	5-10	180	R-So.	Brundidge, Ala. / Marshall
6	Dylan King	DB	6-2	195	R-Jr.	Nashville, Tenn. / East Mississippi CC
8	Ishmael Ibraheem	DB	6-0	175	R-Jr.	Dallas, Texas / Marshall
11	Jonathan Pennix	CB	6-0	180	R-So.	Concord, Va. / Virginia Tech
12	Guylijah Theodule	CB	6-1	170	So.	Miami, Fla. / Marshall
18	MaLik Caswell	SAF	6-0	184	R-Fr.	Midway, Ga. / Marshall
19	Malakai Murphy	CB	6-1	185	So.	Starke, Fla. / Colorado
20	Cameron Knox	SAF	5-8	190	R-Jr.	New Albany, Miss. / New Albany HS
21	Khalil Foster	DB	5-11	180	Fr.	Brundidge, Ala. / Pike County HS
22	Corey Myrick	SAF	6-2	195	So.	Cincinnati, Ohio / Marshall
23	Anthony Richard, Jr.	CB	6-1	195	R-Sr.	Lafayette, La. / Marshall
24	Josh Battle	DB	5-11	202	R-Sr.	Hoschton, Ga. / Chattanooga
26	Shaddai Carter	DB	5-9	165	Fr.	Miami, Fla. / Christopher Columbus HS
41	Ahmere Foster	SAF	5-9	167	Jr.	Miami, Fla. / Marshall
42	Cannon McClain	SAF	6-4	170	R-So.	Hattiesburg, Miss. / Delta State

DEFENSIVE LINE

5	JJ Hawkins	DE	6-2	265	R-Jr.	Lawrenceville, Ga. / Marshall
7	Isaiah Gibson, Sr.	DL	6-4	325	R-Sr.	Springfield, Ohio / Marshall
9	Jabari Ishmael	DL	6-5	265	R-Sr.	Miami, Fla. / Marshall
14	J'Mond Tapp	DL	6-3	255	R-Jr.	Donaldsonville, La. / Arizona State
15	Kyle Davis	DL	6-3	262	So.	Bloomfield, Conn. / Howard
16	Jameer Lewis	DL	6-2	230	Sr.	McComb, Miss. / Southwest Mississippi CC
29	Jackson Klein	DL	6-1	258	R-Fr.	Boca Raton, Fla. / Marshall
30	Garrick Ponder	DL	6-6	250	R-Jr.	St. Petersburg, Fla. / North Alabama
31	Zachariah Keith	DL	6-6	255	R-So.	Douglasville, Ga. / West Virginia
36	Brodarius Lewis	DT	6-2	300	Gr.	Prattville, Ala. / Jones College
37	Eric Thomas, Jr.	DE	6-2	265	Gr.	Pensacola, Fla. / Arkansas
54	Amir Leonard-Jean Charles	DL	6-4	295	Fr.	Brooklyn, N.C. / Lipscomb Academy (Tenn.)
57	Jeramie Posey	DL	6-3	270	R-So.	Hattiesburg, Miss. / Oak Grove HS
59	Chris Hayes	DL	6-3	250	R-So.	Starkville Miss. / Starkville HS
88	Christopher Stokes	DL	6-3	300	R-Fr.	Dallas, Ga. / Marshall
90	Najae Hallenbeck	DL	6-5	350	R-Sr.	Lakewood, N.J. / Wagner
91	Quinzavious Warren	DL	6-1	320	R-Sr.	Canton, Miss. / UTEP
92	David Griffin	DL	6-1	290	R-So.	New Orleans, La. / Holy Cross HS
95	Mason Clinton	DL	6-5	293	So.	Hattiesburg, Miss. / East Mississippi CC
97	Elijah Kinsler	DL	6-2	270	So.	Oradell, N.J. / West Virginia
98	Jaden Mckinney	DL	6-3	285	Jr.	Collierville, Tenn. / Austin Peay
99	Cameron Mackey	DL	6-3	290	R-So.	Clarksdale, Miss. / Clarksdale HS

LINEBACKERS

13	Mathis Haygood	LB	6-3	230	R-So.	Fayetteville, Ga. / Marshall
17	Michael Montgomery	LB	6-3	240	Jr.	Seattle, Wash. / Portland State
25	Zach Ruffin	LB	6-3	200	Fr.	Philadelphia, Miss. / Neshoba Central HS
27	Malachi Henderson	LB	6-0	220	Fr.	Hattiesburg, Miss. / Oak Grove HS
32	Peyton Anderson	LB	6-1	215	R-Jr.	Columbia, Miss. / Jones College
33	Avery Sledge	LB	6-2	215	Jr.	Hattiesburg, Miss. / Mississippi State
35	Chris Jones	LB	6-0	230	So.	Byram, Miss. / Hartfield Academy
38	Zion Edwards	LB	5-10	220	R-Jr.	Petal, Miss. / Northwest Mississippi CC
53	Joseph Harper	LB	6-1	230	Sr.	Baldwyn, Miss. / Baldwin HS

SPECIALISTS

26	Logan Gregory	P	5-11	185	Sr.	Clearwater, Fla. / West Florida
30	Andrew Tate	LS	5-10	205	Jr.	Madden, Miss. / Hinds CC
32	Fred Nicholson	LS	5-10	215	Fr.	Gautier, Miss. / Gautier HS
34	Jack Murley	P	6-2	215	Fr.	Cranbourne North, Victoria, Australia / Universal School
46	Luke Beard	LS	6-1	225	R-So.	Ackerman, Miss. / Mississippi State
48	Colin Kapilovic	LS	5-11	215	Fr.	Tuscaloosa, Ala. / Northridge HS
49	Kinnick Manley	LS	6-2	210	R-Jr.	Firestone, Colo. / FIU
40	Creighton Wilbanks	K	5-10	180	Fr.	Mandeville, La. / Mandeville HS
94	Kaden Morgan	K	5-11	175	R-Jr.	Spring, Texas / UT Martin
96	Reed Harradine	K	6-3	225	R-So.	Birmingham, Ala. / Grambling

MISSISSIPPI CONT.

35	Chris Jones	Byram
38	Zion Edwards	Petal
53	Joseph Harper	Baldwyn
30	Andrew Tate	Madden
32	Fred Nicholson	Gautier
46	Luke Beard	Ackerman
52	Cooper Frazier	Corinth
56	Greg Nunnery	McComb
58	RJ Whitehead	Horn Lake
74	Luke Rogers	Brandon
76	Larry Edwards	Belzoni
12	John White	West
5	Matt Jones	Jackson
20	Cameron Knox	New Albany
87	Caston Brown	Hattiesburg
11	Davis Dalton	Madison
80	Zavian Hales	Brandon
83	Dillon Rowley	Columbia
42	Cannon McClain	Hattiesburg

NORTH CAROLINA (2)

54	Amir Leonard-Jean Charles	Brooklyn
9	Elijah Metcalf	Charlotte

NEW JERSEY (2)

90	Najae Hallenbeck	Lakewood
97	Elijah Kinsler	Oradell

NEW YORK (1)

43	Tyrese Weeks	Queens
----	--------------	--------

OHIO (3)

7	Isaiah Gibson, Sr.	Springfield
72	Jahmir Davis	Cincinnati
22	Corey Myrick	Cincinnati

OREGON (1)

79	Liam Cassidy	Portland
----	--------------	----------

SOUTH CAROLINA (4)

64	Camden Myers	Irmo
82	Connor Gooding	Gilbert
23	Trey Horne	Columbia
86	Israel Leamon	Greer

TENNESSEE (2)

6	Dylan King	Nashville
98	Jaden Mckinney	Collierville

TEXAS (9)

8	Ishmael Ibraheem	Dallas
94	Kaden Morgan	Spring
55	Carlos Slayden II	Corpus Christi
1	Braylon Braxton	Frisco
15	Jacobe Robinson	Henderson
14	Robert Briggs	Bellville
88	Kyirin Heath	Mansfield
7	Carl Chester	Manor
85	Elijah Zamora	Bedford

VIRGINIA (3)

11	Jonathan Pennix	Concord
21	TJ Johnson	Chesapeake
2	Tychaun Chapman	Virginia Beach

WASHINGTON (1)

17	Michael Montgomery	Seattle
----	--------------------	---------

WISCONSIN (1)

25	Josiah Basten	Bonduel
----	---------------	---------

AMERICAN SAMOA (1)

62	Aloali'i Maui	Pago Pago
----	---------------	-----------

AUSTRALIA (1)

32	Jack Murley	Cranbourne North, Victoria
----	-------------	----------------------------

CANADA (1)

THE LAST TIME...

RUSHING

100 yards	115 - Dreke Clark vs. South Alabama, 11/23/24
200 yards	247 - Frank Gore Jr. at App State, 10/28/23
300 yards	329 - Frank Gore Jr. vs. Rice, 12/17/22
50+ yard touchdown	70 - Kenyon Clay vs. Southeastern, 9/7/24
Two 100-yard performances	128 - Ito Smith vs. Savannah State, 9/10/16
(same game)	116 - George Payne vs. Savannah State, 9/10/16
3 TDs	3 - Kevin Perkins vs. North Alabama, 11/7/20
4 TDs	4 - Tate Whatley vs. Liberty, 10/24/20
5 TDs	5 - Austin Davis vs. UAB, 11/1/08

PASSING

20 completions	23 - Billy Wiles at App State, 10/28/23
300 yards	304 - Jake Lange at Rice, 10/2/21
400 yards	421 - Jack Abraham vs. North Texas, 10/12/19
500 yards	591 - Nick Mullens, 10/1/16
50+ yard touchdown pass	80 - Billy Wiles to Jakarius Caston vs. ULM, 11/4/23
75+ yard touchdown pass	80 - Billy Wiles to Jakarius Caston vs. ULM, 11/4/23

RECEIVING

10+ receptions	10 - Ti Mims at App State, 10/28/23
100 yards	128 (6) - vs. South Florida, 9/14/24
200 yards	209 (7) - Quez Watkins at Troy, 9/14/19
Two 100-yard performances	180 (11) - Jaylond Adams at Troy, 9/14/19
(same game)	209 (7) - Quez Watkins at Troy, 9/14/19
Two with two receiving touchdowns	2 - Ito Smith at Rice, 11/14/15
(same game)	2 - Mike Thomas at Rice, 11/14/15
3 TDs	

TOUCHDOWN RETURNS (YARDAGE)

Punt	82 - Ti Mims vs. Old Dominion, 10/7/23
Kickoff	98 - Jakarius Caston at Mississippi State, 11/18/23
Kickoff and punt	89 (kickoff) - Jaylond Adams vs. Alcorn State, 8/31/19
(same game)	80 (punt) - Jaylond Adams vs. Alcorn State, 8/31/19
Blocked Punt	0 - Tracy-Becton Martin vs. Nevada, 12/24/11
Blocked Field Goal	69 - Braxton Myers at ULM, 10/12/24
Interception	63 - Dylan Lawrence vs. Southeastern, 9/7/24
Fumble	12 - Swayze Bozeman vs. Northwestern State, 9/17/22

DEFENSIVE

2 interceptions	2 - Kelsey Douglas vs. Charlotte, 11/18/17
Defensive Extra Point	85 - Rod Davis at Alabama, 11/29/01

TEAM

Rushed for 300 or More Yards	301 at App State, 10/28/23
Rushed for 400 or More Yards	463 vs. UAB, 11/1/08
Passed for 300 or More Yards	397 vs. USF, 9/14/24
Passed for 400 or More Yards	400 vs. Northwestern State, 9/17/22
Passed for 500 or More Yards	514 at Troy, 9/14/19
Total Off. Surpassed 400 Yards	487 vs. USF, 9/14/24
Total Off. Surpassed 500 Yards	588 at App State, 10/28/23
Total Off. Surpassed 600 Yards	626 at Troy, 9/14/19
Scored 50 or More Points	64 vs. NW State, 9/17/22
Shut out an Opponent	37-0 vs. Grambling, 9/11/21
Held an Opp Under 50 Yds Rushing	-6 vs. Texas State, 10/22/22
Held Opp Under 100 Yds Rushing	73 vs. ULM, 11/4/23
Held an Opp. Under 50 Yards Passing	44 vs. Alcorn State, 9/2/23
Held an Opp. Under 100 Yards Passing	44 vs. Alcorn State, 9/2/23
Held an Opp. Under 100 Yards of Total Offense	41 vs. Savannah State, 9/10/16

MISCELLANEOUS

Scored Four or More Touchdowns:	Tate Whatley had four touchdowns vs. Liberty, 10/24/20
Punt of More Than 50 Yards:	Bryce Lofton had a punt of 51 yards vs. South Alabama, 11/23/24
Kicked a 50 or More Yard Field Goal:	Connor Gibbs kicked a 59-yard field goal vs. South Ala., 11/23/24
Three or More Field Goals:	Connor Gibbs kicked three field goals at James Madison, 10/26/24
Had a Safety:	Camron Harrell forced an intentional grounding in end zone vs. Louisiana, 10/27/22
Blocked a Field Goal:	Demeco Roland blocked Max Larson's 41-yard field goal at ULM, 10/12/24
Blocked a Punt:	Latreal Jones at ULM, 11/26/22
Blocked an Extra Point:	Demeco Roland at Jax State, 9/21/24

OPPONENT RUSHING

100 yards	104 - Fluff Bothwell, South Alabama, 11/23/24
200 yards	209 - Spencer Brown, UAB, 10/28/17
50+ yards touchdown	68 - Lincoln Pare, Texas State, 11/16/24
5 TDs	5 - Antowain Smith, Houston, 11/9/96

OPPONENT PASSING

20 completions	23 - Jordan McCloud, of Texas State, 11/16/24
30 completions	34 - Jake Browning, Washington, 12/26/15
300 yards	335 - Jordan McCloud, Texas State, 11/16/24
400 yards	504 - Kaleb Barker, of Troy, 9/14/19
5 TDs	5 - Bryce Young, Alabama, 9/25/21
50+ yard touchdown pass	60 - Brad Jackson, Texas State, 11/16/24
75+ yard touchdown pass	85 - Tyler Ruff, Jax State, 9/21/24

OPPONENT RECEIVING

10+ receptions	10 - Joey Hobert, Texas State, 9/30/23
100 yards	102 - Jamaal Pritchett, South Alabama, 11/23/24
50+ yard touchdown reception	60 - Drew Donley, Texas State, 11/16/24

OPPONENT DEFENSE

2 nterceptions	2 - Juwan Foggie, Charlotte, 10/27/18
3 Interceptions	3 - Amik Robertson, LA Tech, 10/19/19
Safety	Arkansas State, 10/15/22

OPPONENT TOUCHDOWN RETURNS (YARDAGE)

Punt	70 - Eugene Wilson, Illinois, 9/7/02
Kickoff	94 - Cam Thomas, James Madison, 10/26/24
Blocked Punt	18 - Tra Fluellen, Middle Tennessee, 10/30/21
Blocked Field Goal	68 - Jay Hughes, Mississippi State, 8/30/14
Interception	57 - Wesley Miller, South Alabama, 11/23/24
Fumble	40 - Chris Rodgers, Troy, 11/25/23
2 Fumble TDs	43 - KD Davis, North Texas, 11/6/21
(same game)	37 - Grayson Murphy, North Texas, 11/6/21

OPPONENT TEAM

Held USM to less than 100 yards of total offense	54 - Alabama, 9/12/92
Held USM to fewer than 100 yards rushing	90 - USF, 9/14/24
Recorded a Shutout	Kentucky, 31-0, 8/31/24
300 yards rushing	369 - USF, 9/14/24
400 yards rushing	414 - Tulane, 9/26/20
400 yards passing	437 - Texas State, 11/16/24
500 yards passing	504 - Troy, 9/14/19
500 tards of total offense	703 - Texas State, 11/16/24
600 yards of total offense	703 - Texas State, 11/16/24
50+ points	58 by Texas State, 11/16/24

OPPONENT MISCELLANEOUS

5+ TDs	6 - Antowain Smith, Houston, 11/9/96
50+ yard field goal	53 yards - Dominic Zvada, Arkansas State, 9/23/23
3+ field goals	3 - Nathan Totten, Marshall, 11/9/24
Blocked field goal	37 yards - Kenard Snyder, ULM , 11/4/23
Blocked punt	Reed Linder, Arkansas State, 9/23/23
Blocked extra point	Darold DeNgohe, James Madison, 10/26/24
Defensive extra point	Chris Shearin, James Madison, 10/26/24
70+ yard punt	72 - Kaare Vedvik, Marshall, 10/29/16

2025 HIGH/LOW COMPARISON - INDIVIDUAL

INDIVIDUAL GAME HIGHS - SOUTHERN MISS

CATEGORY	PLAYER
RUSHES	
TD RUSHES	
LONG RUSH	
PASS ATTEMPTS	
PASS COMPLETIONS	
YARDS PASSING	
TD PASSES	
LONG PASS	
RECEPTIONS	
YARDS RECEIVING	
TD RECEPTIONS	
LONG RECEPTION	
PUNTS	
PUNTING AVG	
LONG PUNT	
PUNTS INSIDE 20	
LONG PUNT RETURN	
LONG KICKOFF RETURN	
TACKLES	
SACKS	
TACKLES FOR LOSS	

INDIVIDUAL GAME HIGHS - OPPONENTS

CATEGORY	PLAYER
RUSHES	
TD RUSHES	
LONG RUSH	
PASS ATTEMPTS	
PASS COMPLETIONS	
YARDS PASSING	
TD PASSES	
LONG PASS	
RECEPTIONS	
YARDS RECEIVING	
TD RECEPTIONS	
LONG RECEPTION	
PUNTS	
PUNTING AVG	
LONG PUNT	
PUNTS INSIDE 20	
LONG PUNT RETURN	
LONG KICKOFF RETURN	
TACKLES	
SACKS	
TACKLES FOR LOSS	

2025 HIGH/LOW COMPARISON - TEAM

TEAM GAME HIGHS

OPPONENT	CATEGORY	SOUTHERN MISS
--	RUSHES	--
--	YARDS RUSHING	--
--	YARDS PER RUSH	--
--	TD RUSHES	--
--	PASS ATTEMPTS	--
--	PASS COMPLETIONS	--
--	YARDS PASSING	--
--	YARDS PER PASS	--
--	TD PASSES	--
--	TOTAL PLAYS	--
--	TOTAL OFFENSE	--
--	YARDS PER PLAY	--
--	POINTS	--
--	SACKS BY	--
--	FIRST DOWNS	--
--	PENALTIES	--
--	PENALTY YARDS	--
--	INTERCEPTIONS BY	--
--	PUNTS	--
--	PUNTING AVG	--
--	LONG PUNT	--
--	PUNTS INSIDE 20	--
--	LONG PUNT RETURN	--

TEAM GAME LOWS

OPPONENT	CATEGORY	SOUTHERN MISS
--	RUSHES	--
--	YARDS RUSHING	--
--	YARDS PER RUSH	--
--	TD RUSHES	--
--	PASS ATTEMPTS	--
--	PASS COMPLETIONS	--
--	YARDS PASSING	--
--	YARDS PER PASS	--
--	TD PASSES	--
--	TOTAL PLAYS	--
--	TOTAL OFFENSE	--
--	YARDS PER PLAY	--
--	POINTS	--
--	SACKS BY	--
--	FIRST DOWNS	--
--	PENALTIES	--
--	PENALTY YARDS	--
--	INTERCEPTIONS BY	--
--	PUNTS	--
--	PUNTING AVG	--
--	LONG PUNT	--
--	PUNTS INSIDE 20	--
--	LONG PUNT RETURN	--

LAST 10 SINGLE-GAME PERFORMANCES

10+ TACKLES GAME

PLAYER	DATE	OPPONENT	TACKLES
Jay Jones	10/26/24	James Madison	10
Tre' Pinkney	10/5/24	Louisiana	12
Elijah Sabbatini	10/5/24	Louisiana	10
Tre' Pinkney	9/14/24	South Florida	13
Dylan Lawrence	11/18/23	Mississippi State	10
Hayes Maples	11/18/23	Mississippi State	11
Swayze Bozeman	10/17/23	South Alabama	12
Dylan Lawrence	9/23/23	Arkansas State	11
Jay Stanley	9/16/23	Tulane	10
Daylen Gill	12/17/22	Rice	11

100+ YARD RECEIVING GAME

PLAYER	DATE	OPPONENT	REC. YARDS
Ti Mims	9/14/24	South Florida	128
Larry Simmons	9/7/24	Southeastern	100
Ti Mims	10/25/23	App State	141
Latreal Jones	9/30/23	Texas State	124
Jakarius Caston	9/2/23	Alcorn State	104
Jason Brownlee	11/16/22	South Alabama	109
Jason Brownlee	11/12/22	Coastal Carolina	123
Jason Brownlee	10/27/22	Louisiana	102
Jason Brownlee	10/8/22	Troy	105
Jason Brownlee	9/10/22	Miami	102

300-YARD PASSING GAME

PLAYER	DATE	OPPONENT	PASS YARDS
Jake Lange	10/2/21	Rice	304
Jack Abraham	9/3/20	South Alabama	314
Jack Abraham	10/19/19	Lousiana Tech	327
Jack Abraham	10/12/19	North Texas	421
Jack Abraham	10/13/18	North Texas	318
Jack Abraham	9/28/19	UTEP	351
Jack Abraham	9/14/19	Troy	463
Jack Abraham	9/22/18	Rice	428
Jack Abraham	9/8/18	ULM	378
Kwadra Griggs	11/11/17	Rice	331

10+ RECEPTIONS GAME

PLAYER	DATE	OPPONENT	RECEPTIONS
Ti Mims	10/28/23	App State	10
Jason Brownlee	10/8/22	at Troy	12
Demarcus Jones	9/26/20	Tulane	11
Tim Jones	10/26/19	at Rice	10
Jaylond Adams	9/14/19	at Troy	11
Jordan Mitchell	10/13/18	at North Texas	12
Quez Watkins	9/8/18	ULM	11
Allenzae Staggers	12/17/16	Louisiana	11
D.J. Thompson	11/25/16	Louisiana Tech	12
D.J. Thompson	10/31/15	UTEP	10

100-YARD RUSHING GAME

PLAYER	DATE	OPPONENT	RUSH YDS
Dreke Clark	11/23/24	South Alabama	115
Frank Gore Jr.	11/9/23	Louisiana	158
Frank Gore Jr.	11/4/23	ULM	131
Frank Gore Jr.	10/28/23	App State	247
Frank Gore Jr.	9/30/23	Texas State	123
Frank Gore Jr.	9/23/23	Arkansas State	132
Frank Gore Jr.	12/17/22	Rice	329
Frank Gore Jr.	11/26/22	ULM	199
Frank Gore Jr.	9/3/22	Liberty	178
Dajon Richard	11/13/21	UTSA	123

200+ ALL-PURPOSE YARDS GAME

PLAYER	DATE	OPPONENT	A-P YDS
Jakarius Caston	11/18/23	Mississippi State	205
Frank Gore Jr.	10/25/23	at App State	260
Frank Gore Jr.	12/17/22	Rice	329
Frank Gore Jr.	11/26/22	at ULM	225
Quez Watkins	9/14/19	at Troy	209
Jaylond Adams	8/31/19	Alcorn State	203
Quez Watkins	9/1/18	Jackson State	241
Ito Smith	9/16/17	at ULM	254
Allenzae Staggers	12/17/16	Louisiana	233
Allenzae Staggers	10/1/16	Rice	292

SCORING DRIVES

SOUTHERN MISS SCORING DRIVES

QTR CLOCK PLAYER(S) PLAY PLS YDS TIME

MISSISSIPPI STATE

OPPONENT SCORING DRIVES

QTR CLOCK PLAYER(S) PLAY PLS YDS TIME

MISSISSIPPI STATE

SCORING DRIVE ANALYSIS

	Southern Miss		Opponents	
	TD	FG	TD	FG
Negative	0	0	0	0
0-10	0	0	0	0
10-19	0	0	0	0
20-29	0	0	0	0
30-39	0	0	0	0
40-49	0	0	0	0
50-59	0	0	0	0
60-69	0	0	0	0
70-79	0	0	0	0
80-89	0	0	0	0
90-99	0	0	0	0

GAME-OPENING DRIVES

	Southern Miss			Opponents		
	PL-YDS	TIME	PTS	PL-YDS	TIME	PTS
Mississippi State						
Jackson State						
App State						
LA Tech						
Jax State						
Georgia Southern						
Louisiana						
ULM						
Arkansas State						
Texas State						
South Alabama						
Troy						

2ND HALF-OPENING DRIVES

	Southern Miss			Opponents		
	PL-YDS	TIME	PTS	PL-YDS	TIME	PTS
Mississippi State						
Jackson State						
App State						
LA Tech						
Jax State						
Georgia Southern						
Louisiana						
ULM						
Arkansas State						
Texas State						
South Alabama						
Troy						

EXPLOSIVE PLAYS BREAKDOWN

SOUTHERN MISS PLAYS - 20-PLUS YARDS

Yards (TD*)	Type	Player(s)	Opponent
--	--	--	--

Special Teams Explosive Plays - 30-Plus for Kick Returns/20-Plus Yards for Punt Returns

Yards (TD*)	Type	Player(s)	Opponent
--	--	--	--

Defensive Explosive Plays

Yards (TD*)	Type	Player(s)	Opponent
--	--	--	--

20+ Yard Plays (Rush, Pass, Interception, Punt Return)

40+ Yard Plays (Kick Returns)

* Touchdown scored on play

SOUTHERN MISS LONGEST PLAYS BY PLAYER

Player	Total	TDs	Rush	Rec.	KR	PR	IR	FR
--	--	--	--	--	--	--	--	--
TOTAL								

SOUTHERN MISS LONGEST PLAYS BY TYPE

Long Plays by Type (20+)	NO.	TD
Rushing	--	--
Passing	--	--
Punt Returns	--	--
Kick Returns	--	--
Interceptions	--	--
Fumble Returns	--	--
TOTALS	--	--

SOUTHERN MISS LONGEST PLAYS BY YARDS

Long Plays by Yards	NO.	TD
100	--	--
90-99	--	--
80-89	--	--
70-79	--	--
60-69	--	--
50-59	--	--
40-49	--	--
30-39	--	--
20-29	--	--
TOTALS	--	--

SOUTHERN MISS LONGEST PLAYS

Play Type	YARDAGE	PLAYER (OPPONENT)
Rushing	--	--
Rushing Touchdown	--	--
Passing	--	--
Passing Touchdown	--	--
Punt Return	--	--
Kick Return	--	--
Punt	--	--
Field Goal	--	--

OPPONENT LONGEST PLAYS

Play Type	YARDAGE	PLAYER (OPPONENT)
Rushing	--	--
Rushing Touchdown	--	--
Passing	--	--
Passing Touchdown	--	--
Punt Return	--	--
Kick Return	--	--
Punt	--	--
Field Goal	--	--

SOUTHERN MISS vs. OPPONENT LONGEST PLAYS

	Southern Miss Long Plays				ST	Opponent Long Plays				ST
	Rush	Pass	Total			Rush	Pass	Total		
Mississippi State	-	-	-		-	-	-	-		-
Jackson State	-	-	-		-	-	-	-		-
App State	-	-	-		-	-	-	-		-
LA Tech	-	-	-		-	-	-	-		-
Jax State	-	-	-		-	-	-	-		-
Georgia Southern	-	-	-		-	-	-	-		-
Louisiana	-	-	-		-	-	-	-		-
ULM	-	-	-		-	-	-	-		-
Arkansas State	-	-	-		-	-	-	-		-
Texas State	-	-	-		-	-	-	-		-
South Alabama	-	-	-		-	-	-	-		-
Troy	-	-	-		-	-	-	-		-
TOTALS										

2025 STARTING ASSIGNMENTS

OFFENSE

OPPONENT	WR	WR	LT	LG	C	RG	RT	TE	WR	QB	RB
Mississippi State											
Jackson State											
App State											
LA Tech											
Jax State											
Georgia Southern											
Louisiana											
ULM											
Arkansas State											
Texas State											
South Alabama											
Troy											

DEFENSE

OPPONENT	DE	NG	DT	DE	MLB	WLB	STINGER	BC	BS	FS	FC
Mississippi State											
Jackson State											
App State											
LA Tech											
Jax State											
Georgia Southern											
Louisiana											
ULM											
Arkansas State											
Texas State											
South Alabama											
Troy											



2024-25 Southern Miss. Football
Game Results
All games

Page 1/1
as of Dec 01, 2024

Team Results

	Date	Opponent		Score	Overall	Conf	Time	Attend
	08/31/2024	at Kentucky	L	0-31	0-1	0-0	2:30	61627
	09/07/2024	Southeastern La.	W	35-10	1-1	0-0	3:29	22044
	09/14/2024	South Fla.	L	24-49	1-2	0-0	3:35	23537
	09/21/2024	at Jacksonville St.	L	7-44	1-3	0-0	2:55	21788
*	10/05/2024	Louisiana	L	13-23	1-4	0-1	3:10	24041
*	10/12/2024	at ULM	L	21-38	1-5	0-2	3:21	22645
*	10/19/2024	Arkansas St.	L	28-44	1-6	0-3	3:29	24542
*	10/26/2024	at James Madison	L	15-32	1-7	0-4	3:41	25399
*	11/09/2024	Marshall	L	3-37	1-8	0-5	3:17	20502
*	11/16/2024	at Texas St.	L	3-58	1-9	0-6	3:09	22618
*	11/23/2024	South Alabama	L	14-35	1-10	0-7	3:18	20074
*	11/30/2024	at Troy	L	20-52	1-11	0-8	3:33	19521



2024-25 Southern Miss. Football
Overall Team Statistics
All games

Page 1/2
as of Dec 01, 2024

Team Statistics

	USM	OPP
Scoring	183	453
Points per game	15.3	37.8
Points Off Turnovers	29	107
First Downs	185	261
Rushing	84	131
Passing	75	116
Penalty	26	14
Rushing Yardage	1303	2792
Yards gained rushing	1763	3037
Yards lost rushing	460	245
Rushing attempts	412	474
Average per rush	3.2	5.9
Average per game	108.6	232.7
TDs Rushing	13	31
Passing Yardage	2099	2598
Comp-Att-Int	166-317-17	209-321-6
Average per pass	6.6	8.1
Average per catch	12.6	12.4
Average per game	174.9	216.5
TDs Passing	7	24
Total offense	3402	5390
Total plays	729	795
Average per play	4.7	6.8
Average per game	283.5	449.2
Kick returns: #-Yards	22-414	17-400
Punt returns: #-Yards	9-39	25-132
Int returns: #-Yards	6-115	17-199
Kick return average	18.8	23.5
Punt return average	4.3	5.3
Int return average	19.2	11.7
Fumbles-Lost	20-12	12-4
Penalties-Yards	72-579	74-659
Average per game	48.3	54.9
Punts-Yards	61-2714	46-1778
Average per punt	44.5	38.7
Net punt average	41.3	37.2
Kickoffs-Yards	41-2315	85-5386
Average per kick	56.5	63.4
Net kick average	34.8	40.4
Time of possession / game	27:23	30:33
3rd-down conversion	38/152	66/156
3rd-down pct	25%	42%
4rd-down conversion	12/27	13/18



2024-25 Southern Miss. Football
Overall Team Statistics
All games

Page 2/2
as of Dec 01, 2024

	USM	OPP
4rd-down pct	44%	72%
Sacks by-Yards	20-119	45-302
Misc Yards	0	0
Touchdowns scored	22	58
Field goals - attempts	10-16	16-20
On-Side kicks	0-1	0-0
Red-zone scores	(22-30) 73%	(47-53) 89%
Red-zone touchdowns	(17-30) 57%	(35-53) 66%
PAT-attempts	(15-18) 83%	(55-58) 95%
2-point conversion-attempts	(3-4) 75%	(0-0) 0%
Attendance	134740	173598
Games / Avg per game	6/22457	6/28933
Neutral site games	-	0/0

Score by Periods

Team	1st	2nd	3rd	4th	OT	TOT
Southern Miss.	50	66	27	40	0	183
Opponents	103	138	133	79	0	453



2024-25 Southern Miss. Football Individual Statistics All games

Page 1/3
as of Dec 01, 2024

Rushing

Player	gp	att	gain	loss	net	avg	td	lg	avg/g
Rodrigues Clark	12	124	635	31	604	4.9	1	54	50.3
Kenyon Clay	12	84	421	34	387	4.6	7	70	32.3
Ethan Crawford	8	97	370	163	207	2.1	3	21	25.9
Jalen Washington	4	25	119	4	115	4.6	1	14	28.8
JQ Gray	12	32	128	22	106	3.3	0	19	8.8
Tiaquelin Mims	12	4	20	0	20	5.0	0	9	1.7
Dannis Jackson	10	2	11	0	11	5.5	0	8	1.1
Chandler Pittman	10	2	7	0	7	3.5	0	6	0.7
Larry Simmons	12	2	0	12	-12	-6.0	0	0	-1.0
John White	4	11	13	65	-52	-4.7	1	7	-13.0
Tate Rodemaker	9	26	36	126	-90	-3.5	0	11	-10.0
Team	12	3	3	3	0	0.0	0	0	0.0
Total	12	412	1763	460	1303	3.2	13	70	108.6
Opponents	12	474	3037	245	2792	5.9	31	73	232.7

Passing

Player	gp	effic	comp-att-int	pct	yds	td	lg	avg/g
Tate Rodemaker	9	115.8	98-164-7	59.8	985	7	75	109.4
Ethan Crawford	8	89.4	50-120-7	41.7	849	0	59	106.1
John White	4	100.5	17-31-3	54.8	240	0	36	60.0
Chandler Pittman	10	310.0	1-1-0	100.0	25	0	25	2.5
Kenyon Clay	12	0.0	0-1-0	0.0	0	0	0	0.0
Total	12	104.5	166-317-17	52.4	2099	7	75	174.9
Opponents	12	154.0	209-321-6	65.1	2598	24	85	216.5

Receiving

Player	gp	no.	yds	avg	td	lg	avg/g
Tiaquelin Mims	12	33	383	11.6	1	56	31.9
Larry Simmons	12	27	421	15.6	1	75	35.1
Kenyon Clay	12	21	225	10.7	1	37	18.8
Davis Dalton	12	15	172	11.5	2	29	14.3
Kyirin Heath	10	15	220	14.7	2	34	22.0
Rodrigues Clark	12	13	51	3.9	0	19	4.3
Dannis Jackson	10	11	210	19.1	0	47	21.0
Chandler Pittman	10	8	51	6.4	0	25	5.1
Reed Jesiolowski	10	8	98	12.3	0	30	9.8
Justyn Reid	12	7	145	20.7	0	59	12.1
JQ Gray	12	3	13	4.3	0	7	1.1
J.J. Butler	11	2	22	11.0	0	18	2.0
Tate Rodemaker	9	1	42	42.0	0	42	4.7
Jalen Washington	4	1	21	21.0	0	21	5.3
Ray Daly	3	1	25	25.0	0	25	8.3
Total	12	166	2099	12.6	7	75	174.9
Opponents	12	209	2598	12.4	24	85	216.5

Punt Returns

Player	no.	yds	avg	td	lg
Tiaquelin Mims	9	39	4.3	0	21
Total	9	39	4.3	0	21
Opponents	25	132	5.3	0	53

Interceptions

Player	no.	yds	avg	td	lg
Dylan Lawrence	2	63	31.5	1	63
Jay Jones	1	31	31.0	0	31
Elijah Sabbatini	1	6	6.0	0	6
Braxton Myers	1	6	6.0	0	6
Chris Jones	1	9	9.0	0	9
Total	6	115	19.2	1	63
Opponents	17	199	11.7	2	57

Kick Returns

Player	no.	yds	avg	td	lg
JQ Gray	17	333	19.6	0	31
Tiaquelin Mims	2	51	25.5	0	27
Rodrigues Clark	1	13	13.0	0	13
Will James	1	17	17.0	0	17
Tre'Mon Henry	1	0	0.0	0	0
Total	22	414	18.8	0	31
Opponents	17	400	23.5	1	94

Fumbles Recovered

Player	no.	yds	avg	td	lg
Ja'Len Sims	1	10	10.0	0	10
Micheal Caraway, Jr.	1	0	0.0	0	0
Joseph Harper	1	0	0.0	0	0
Josh Bledsoe	1	0	0.0	0	0
Total	4	10	2.5	0	10
Opponents	12	32	2.7	0	16



2024-25 Southern Miss. Football
Individual Statistics
All games

Page 2/3
as of Dec 01, 2024

Scoring

Player	td	fg	PAT				dxdp	saf	pts
			kick	rush	rcv	pass			
Kenyon Clay	8	-	-	-	-	-	-	-	48
Connor Gibbs	-	10-13	7-10	-	-	-	-	-	37
Ethan Crawford	3	-	-	-	-	1	-	-	18
Kyirin Heath	2	-	-	-	1	-	-	-	14
Davis Dalton	2	-	-	-	-	-	-	-	12
Andrew Stein	-	0-3	8-8	-	-	-	-	-	8
Tiauelin Mims	1	-	-	-	1	-	-	-	8
Rodrigues Clark	1	-	-	-	-	-	-	-	6
Dylan Lawrence	1	-	-	-	-	-	-	-	6
Larry Simmons	1	-	-	-	-	-	-	-	6
Braxton Myers	1	-	-	-	-	-	-	-	6
John White	1	-	-	-	-	-	-	-	6
Jalen Washington	1	-	-	-	-	-	-	-	6
Reed Jesiolowski	-	-	-	1	-	-	-	-	2
Total	22	10-16	15-18	1	2	2	0	0	183
Opponents	58	16-20	55-58	0	0	0	1	0	453

Field Goals

Player	fg	pct.	01-19	20-29	30-39	40-49	50-99	lg	blk
Connor Gibbs	10-13	76.9	0-0	2-2	2-3	3-4	3-4	59	0
Andrew Stein	0-3	0.0	0-0	0-0	0-0	0-3	0-0	0	0
Opponents	16-20	80.0	1-1	7-7	2-3	5-8	1-1	50	1

FG Sequence

Team Name	Southern Miss.	Opponents
Southeastern La.	48,44	(25),45
South Fla.	42,(31)	
Jacksonville St.	()	(43)
ULM	(22),(37)	(47),41
James Madison	(44),(54),(46)	(40)
Marshall	(51)	(23),32,(27),43,(26)
Texas St.	(46)	(40)
South Alabama	(59),30,(28)	
Troy	50,45	(50)
Louisiana		(21),(30),(19)
Kentucky		(41)
Arkansas St.		(25),(36),(20)

Numbers in (parentheses) indicate field goal was made

Total Offense

Player	g	plays	rush	pass	total	avg/g
Ethan Crawford	8	217	207	849	1056	132.0
Tate Rodemaker	9	190	-90	985	895	99.4
Rodrigues Clark	12	124	604	0	604	50.3
Kenyon Clay	12	85	387	0	387	32.3
John White	4	42	-52	240	188	47.0
Jalen Washington	4	25	115	0	115	28.8
JQ Gray	12	32	106	0	106	8.8
Chandler Pittman	10	3	7	25	32	3.2
Tiauelin Mims	12	4	20	0	20	1.7
Dannis Jackson	10	2	11	0	11	1.1
Larry Simmons	12	2	-12	0	-12	-1.0
Team	12	0	0	0	0	0.0
Total	12	729	1303	2099	3402	283.5
Opponents	12	795	2792	2598	5390	449.2

Punting

Player	no.	yds	avg	lg	tb	fc	i20	50+	blk
Bryce Lofton	61	2714	44.5	57	3	21	18	17	0
Total	61	2714	44.5	57	3	21	18	17	0
Opponents	46	1778	38.7	59	2	19	18	4	0

Kickoffs

Player	no.	yds	avg	tb	ob	retn	net	ydln
Luke Stewart	30	1821	60.7	11	2			
Connor Gibbs	6	372	62.0	1	0			
Andrew Stein	5	122	24.4	0	1			
Total	41	2315	56.5	12	3	17	34.8	30
Opponents	85	5386	63.4	50	2	22	40.4	24



2024-25 Southern Miss. Football
Individual Statistics
All games

Page 3/3
as of Dec 01, 2024

All Purpose

Player	g	rush	rcv	pr	kr	ir	total	avg/g
Rodrigues Clark	12	604	51	0	13	0	668	55.7
Kenyon Clay	12	387	225	0	0	0	612	51.0
Tiaquelin Mims	12	20	383	39	51	0	493	41.1
JQ Gray	12	106	13	0	333	0	452	37.7
Larry Simmons	12	-12	421	0	0	0	409	34.1
Dannis Jackson	10	11	210	0	0	0	221	22.1
Kyirin Heath	10	0	220	0	0	0	220	22.0
Ethan Crawford	8	207	0	0	0	0	207	25.9
Davis Dalton	12	0	172	0	0	0	172	14.3
Justyn Reid	12	0	145	0	0	0	145	12.1
Jalen Washington	4	115	21	0	0	0	136	34.0
Reed Jesiolowski	10	0	98	0	0	0	98	9.8
Dylan Lawrence	11	0	0	0	0	63	63	5.7
Chandler Pittman	10	7	51	0	0	0	58	5.8
Jay Jones	11	0	0	0	0	31	31	2.8
Ray Daly	3	0	25	0	0	0	25	8.3
J.J. Butler	11	0	22	0	0	0	22	2.0
Will James	12	0	0	0	17	0	17	1.4
Chris Jones	9	0	0	0	0	9	9	1.0
Elijah Sabbatini	11	0	0	0	0	6	6	0.5
Braxton Myers	12	0	0	0	0	6	6	0.5
Tate Rodemaker	9	-90	42	0	0	0	-48	-5.3
John White	4	-52	0	0	0	0	-52	-13.0
Total	12	1303	2099	39	414	115	3970	330.8
Opponents	12	2792	2598	132	400	199	6121	510.1



2024-25 Southern Miss. Football
Overall Defense Statistics
All games

Page 1/2
as of Dec 01, 2024

Team Defense

			Tackles				Sacks	Pass defense			Fumbles	blkd		
##	Player	gp	ua	a	tot	tfl/yds	no-yds	int-yds	brup	qbh	fr-yds	ff	kick	saf
17	Tre' Pinkney	12	36	38	74	5-12	0.5-1	.	.	2
5	Jay Jones	11	27	19	46	2.5-7	.	1-31	3	3
35	Chris Jones	9	25	21	46	2.5-9	1-8	1-9	1	.	.	2	.	.
15	Ja'Len Sims	12	18	27	45	4.5-12	1-4	.	4	1	1-10	.	.	.
1	Desmyn Baker	12	19	23	42	2-10	1.5-10	.	2	1
6	Dylan Lawrence	11	24	17	41	1.5-4	.	2-63	.	1
36	Brodarius Lewis	12	19	20	39	8-24	4-16
2	Micheal Caraway, Jr.	10	24	13	37	1-1	.	.	1	1	1-0	.	.	.
13	Will James	12	21	14	35	2-9	.	.	7
8	Jalil Clemons	12	14	20	34	6.5-27	3-18	.	.	3
3	Elijah Sabbatini	11	19	12	31	.	.	1-6
16	Braxton Myers	12	19	12	31	2-3	.	1-6	2
96	Jalen Williams	12	11	19	30	2.5-5	.	.	.	1
12	Ques McNeal	12	24	5	29	1.5-5	.	.	4
9	Kolbe Cage	11	16	13	29	1.5-2	.	.	1	1
14	Jameer Lewis	12	9	15	24	5-23	2-13	.	1	5
51	Demeco Roland	11	10	13	23	3.5-13	1-7	.	1	1	.	.	2	.
23	Ryan Johnson	12	12	11	23	4-28	3-24	.	.	9
53	Joseph Harper	9	4	15	19	0.5-1	1-0	1	.	.
18	Jordan Johnson	9	11	3	14
33	Avery Sledge	11	9	4	13	.	.	.	2	.	.	1	.	.
93	Caleb Moore	10	7	6	13
0	Brendan Toles	10	7	5	12	2-9	.	.	1
94	Kristin Booth	10	4	6	10	2.5-13	2-12	.	.	2
25	Tre'Mon Henry	11	4	5	9	1.5-4
97	Armondous Cooley	7	3	4	7
20	Cameron Knox	9	2	2	4
37	Eric Thomas Jr.	4	3	1	4	1-6	1-6
45	Caleb Bryant	4	1	3	4
7	Hayes Puckett	11	2	2	4
40	Khalid Moore	10	1	3	4	.	.	.	1
8	Justyn Reid	12	3	.	3
9	Larry Simmons	12	2	.	2
7	Zay Franks	1	1	1	2	1-1
3	Ethan Crawford	8	1	1	2
55	Klabron Pollard	11	1	1	2	0.5-0
5	Kenyon Clay	12	2	.	2
24	Jacob Johnson	4	.	2	2
43	Jalen Owens	3	.	1	1	0.5-1	.	.	1
86	Luke Stewart	8	.	1	1
28	Vernorrius Chaney	3	1	.	1



2024-25 Southern Miss. Football
Overall Defense Statistics
All games

Page 2/2
as of Dec 01, 2024

			Tackles				Sacks	Pass defense			Fumbles	blkd		
##	Player	gp	ua	a	tot	tfl/yds	no-yds	int-yds	brup	qbh	fr-yds	ff	kick	saf
95	Zay Lowery	2	.	1	1
24	Jalen Washington	4	1	.	1
39	Brennen Milliron	12	1	.	1
15	Reed Jesiolowski	10	1	.	1
6	J.J. Butler	11	1	.	1
22	Sentario Willis	2	1	.	1
21	Wildrekus Johnson	3	1	.	1
50	Wil Saxton	12	1	.	1
1	Tiaquelin Mims	12	.	1	1
2	Chandler Pittman	10	1	.	1
0	Rodrigues Clark	12	1	.	1
29	Josh Bledsoe	7	1-0	.	.	.
Totals		12	425	380	805	65-229	20-119	6-115	32	31	4-10	4	2	0
Opponents		12	364	398	762	112-452	45-302	17-199	41	59	12-32	17	1	0



2024-25 Southern Miss. Football
Team Game-by-Game
All games

Page 1/1
as of Dec 01, 2024

Date	Opponent	Rushing				Receiving				Passing				Kick Returns				Punt Returns				tot			
		no.	yds	td	lg	no.	yds	td	lg	cmp	att	int	yds	td	lg	no.	yds	td	lg	no.	yds	td	lg	off	
08/31/2024	at Kentucky	12	5	0	7	13	126	0	34	13-19-2				126	0	34	2	30	0	17	0	0	0	0	131
09/07/2024	Southeastern La.	26	121	2	70	19	238	2	59	19-33-0				238	2	59	1	13	0	13	2	6	0	8	359
09/14/2024	South Fla.	28	90	1	16	19	397	2	56	19-33-1				397	2	56	2	31	0	19	0	0	0	0	487
09/21/2024	at Jacksonville St.	37	114	1	15	12	132	0	29	12-23-4				132	0	29	4	83	0	28	1	7	0	7	246
10/05/2024	Louisiana	18	37	2	27	15	140	0	31	15-21-0				140	0	31	2	42	0	28	0	0	0	0	177
10/12/2024	at ULM	38	182	1	22	9	165	0	47	9-26-1				165	0	47	3	47	0	21	1	0	0	0	347
10/19/2024	Arkansas St.	47	176	4	24	15	187	0	30	15-23-1				187	0	30	1	17	0	17	1	13	0	13	363
10/26/2024	at James Madison	44	141	1	19	11	178	0	38	11-34-1				178	0	38	1	17	0	17	4	13	0	21	319
11/09/2024	Marshall	40	113	0	20	5	70	0	35	5-18-3				70	0	35	0	0	0	0	0	0	0	0	183
11/16/2024	at Texas St.	49	124	0	27	9	70	0	21	9-20-1				70	0	21	1	31	0	31	0	0	0	0	194
11/23/2024	South Alabama	43	169	0	54	20	137	1	18	20-36-1				137	1	18	2	26	0	26	0	0	0	0	306
11/30/2024	at Troy	30	31	1	23	19	259	2	75	19-31-2				259	2	75	3	77	0	27	0	0	0	0	290
Southern Miss.		412	1303	13	70	166	2099	7	75	166-317-17				2099	7	75	22	414	0	31	9	39	0	21	3402
Opponents		474	2792	31	73	209	2598	24	85	209-321-6				2598	24	85	17	400	1	94	25	132	0	53	5390

Southern Miss. Averages

Games	Avg/ rush	Avg/ catch	Pass effic	KR avg	PR avg	All purpose avg/game	Total offense avg/game
12	3.2	12.6	104.5	18.8	4.3	330.8	283.5

Date	Opponent	Tackles				Sacks	Fumble	Pass Defense			blkd	PAT attempts			off			
		ua	a	total	tfl-yds	no-yds	ff	fr-yds	int-yds	qbh	brup	kick	kick	rush	rcv	saf	t/o	pts
08/31/2024	at Kentucky	22	20	42	2.0-4	0-0	0	0-0	1-0	3	2	0	0-0	0	0	0	0	0
09/07/2024	Southeastern La.	37	28	65	9.0-40	3-20	0	1-0	1-63	4	5	0	5-5	0	0	0	14	35
09/14/2024	South Fla.	51	26	77	7.0-28	4-20	1	1-10	0-0	2	3	0	3-3	0	0	0	0	24
09/21/2024	at Jacksonville St.	41	30	71	6.0-16	2-8	0	0-0	1-9	1	0	1	1-1	0	0	0	7	7
10/05/2024	Louisiana	42	44	86	5.0-29	3-26	0	0-0	0-0	3	4	0	1-2	0	0	0	0	13
10/12/2024	at ULM	23	42	65	4.0-6	0-0	0	0-0	0-0	2	3	1	1-1	0	1	0	0	21
10/19/2024	Arkansas St.	42	28	70	5.0-9	0-0	0	0-0	0-0	4	4	0	4-4	0	0	0	0	28
10/26/2024	at James Madison	47	22	69	8.0-42	4-27	0	0-0	1-6	3	3	0	0-1	0	0	0	0	15
11/09/2024	Marshall	34	46	80	6.0-25	1-5	2	1-0	1-6	1	1	0	0-0	0	0	0	0	3
11/16/2024	at Texas St.	29	40	69	3.0-5	1-3	1	0-0	1-31	2	4	0	0-0	0	0	0	0	3
11/23/2024	South Alabama	30	16	46	5.0-17	2-10	0	0-0	0-0	2	1	0	0-0	1	0	0	0	14
11/30/2024	at Troy	27	38	65	5.0-8	0-0	0	1-0	0-0	4	2	0	0-1	0	1	0	8	20
Southern Miss.		425	380	805	65.0-229	20-119	4	4-10	6-115	31	32	2	15-18	1	2	0	29	183
Opponents		364	398	762	112.0-452	45-302	17	12-32	17-199	59	41	1	55-58	0	0	0	107	453

		Punting										Field Goals			Kickoffs				
Date	Opponent	no.	yds	avg	long	blkd	tb	fc	50+	i20	md-att	long	blkd	no.	yds	avg	tb	ob	
08/31/2024	at Kentucky	3	111	37.0	52	0	0	0	1	1	0-0	0	0	1	37	37.0	0	0	
09/07/2024	Southeastern La.	4	190	47.5	55	0	1	2	2	2	0-2	0	0	6	382	63.7	4	0	
09/14/2024	South Fla.	4	169	42.3	47	0	0	2	0	0	1-2	31	0	5	251	50.2	1	1	
09/21/2024	at Jacksonville St.	4	182	45.5	50	0	0	0	1	2	0-0	0	0	2	130	65.0	2	0	
10/05/2024	Louisiana	7	329	47.0	52	0	0	2	2	1	0-0	0	0	3	179	59.7	0	0	
10/12/2024	at ULM	6	245	40.8	54	0	1	3	1	2	2-2	37	0	4	222	55.5	1	1	
10/19/2024	Arkansas St.	3	145	48.3	50	0	0	1	1	0	0-0	0	0	5	300	60.0	2	1	
10/26/2024	at James Madison	7	318	45.4	57	0	0	1	2	2	3-3	54	0	4	241	60.3	0	0	
11/09/2024	Marshall	6	264	44.0	54	0	0	2	1	2	1-1	51	0	2	130	65.0	1	0	
11/16/2024	at Texas St.	7	340	48.6	56	0	0	4	3	2	1-1	46	0	2	100	50.0	0	0	
11/23/2024	South Alabama	5	227	45.4	51	0	1	3	3	2	2-3	59	0	3	187	62.3	1	0	
11/30/2024	at Troy	5	194	38.8	48	0	0	1	0	2	0-2	0	0	4	156	39.0	0	0	
Southern Miss.		61	2714	44.5	57	0	3	21	17	18	10-16	59	0	41	2315	56.5	12	3	
Opponents		46	1778	38.7	59	0	2	19	4	18	16-20	50	1	85	5386	63.4	50	2	



2024-25 Southern Miss. Football Team Game-by-Game Comparison All games

Page 1/1
as of Dec 01, 2024

Opponent	Score	First Downs				Rushing Number-Yards	Passing		Total Offense Plays-Yards	Return Yards	Turn- Overs
		Total	Rush	Pass	Pen		Comp-Att.-Int	Yards			
Kentucky	0-31	7 / 19	1 / 10	5 / 7	1 / 2	12-5 / 24-148	13-19-2 / 12-18-1	126 / 169	31-131 / 42-317	30 / 20	2 / 1
Southeastern La.	35-10	16 / 18	4 / 7	10 / 9	2 / 2	26-121 / 33-102	19-33-0 / 22-41-1	238 / 172	59-359 / 74-274	82 / 26	2 / 2
South Fla.	24-49	19 / 27	5 / 18	13 / 7	1 / 2	28-90 / 51-369	19-33-1 / 19-30-0	397 / 193	61-487 / 81-562	41 / 122	3 / 1
Jacksonville St.	7-44	16 / 22	8 / 13	4 / 8	4 / 1	37-114 / 48-273	12-23-4 / 14-16-1	132 / 236	60-246 / 64-509	99 / 15	6 / 1
Louisiana	13-23	8 / 22	3 / 11	4 / 11	1 / 0	18-37 / 46-188	15-21-0 / 22-30-0	140 / 222	39-177 / 76-410	42 / 93	1 / 0
ULM	21-38	18 / 17	9 / 7	6 / 7	3 / 3	38-182 / 42-246	9-26-1 / 12-19-0	165 / 186	64-347 / 61-432	47 / 25	2 / 0
Arkansas St.	28-44	24 / 23	11 / 10	8 / 12	5 / 1	47-176 / 39-281	15-23-1 / 20-31-0	187 / 186	70-363 / 70-467	30 / 66	3 / 0
James Madison	15-32	19 / 18	10 / 8	7 / 8	2 / 2	44-141 / 41-199	11-34-1 / 16-26-1	178 / 158	78-319 / 67-357	36 / 156	2 / 1
Marshall	3-37	8 / 21	6 / 11	2 / 10	0 / 0	40-113 / 47-267	5-18-3 / 16-25-1	70 / 259	58-183 / 72-526	6 / 32	4 / 2
Texas St.	3-58	14 / 33	10 / 14	3 / 19	1 / 0	49-124 / 32-266	9-20-1 / 27-34-1	70 / 437	69-194 / 66-703	62 / 81	1 / 1
South Alabama	14-35	21 / 17	13 / 9	4 / 8	4 / 0	43-169 / 27-187	20-36-1 / 15-24-0	137 / 193	79-306 / 51-380	26 / 48	1 / 0
Troy	20-52	15 / 24	4 / 13	9 / 10	2 / 1	30-31 / 44-266	19-31-2 / 14-27-0	259 / 187	61-290 / 71-453	77 / 79	2 / 1
Totals	183-453	185 / 261	84 / 131	75 / 116	26 / 14	412-1303 / 474-2792	166-317-17 / 209-321-6	2099 / 2598	729-3402 / 795-5390	578 / 763	29 / 10

Opponents	3rd Down Conversion	4th Down Conversion	Time of Possession	TOP Margin	Avg Yds/Rush	Avg Yds/Pass	Avg Yds/Play	Punting Number-Avg	Penalties Number-Yards	Sacks
Kentucky	3-8 / 3-5	0-1 / 0-0	15:04 / 20:00	-04:56	0.4 / 6.2	6.6 / 9.4	4.2 / 7.5	3-37.0 / 1-37.0	4-20.0 / 4-45.0	0 / 2
Southeastern La.	4-10 / 6-18	0-0 / 1-2	25:39 / 34:21	-08:42	4.7 / 3.1	7.2 / 4.2	6.1 / 3.7	4-47.5 / 7-38.4	7-75.0 / 7-61.0	3 / 1
South Fla.	1-10 / 8-14	1-1 / 2-3	26:21 / 33:39	-07:18	3.2 / 7.2	12.0 / 6.4	8.0 / 6.9	4-42.3 / 3-35.0	8-62.0 / 8-65.0	4 / 3
Jacksonville St.	1-10 / 6-11	2-3 / 0-0	28:51 / 31:09	-02:18	3.1 / 5.7	5.7 / 14.8	4.1 / 8.0	4-45.5 / 3-40.7	3-20.0 / 9-66.0	2 / 2
Louisiana	1-8 / 7-16	0-0 / 2-2	18:25 / 41:35	-23:10	2.1 / 4.1	6.7 / 7.4	4.5 / 5.4	7-47.0 / 4-34.0	4-37.0 / 5-35.0	3 / 5
ULM	1-13 / 7-14	2-4 / 0-0	26:45 / 33:15	-06:30	4.8 / 5.9	6.3 / 9.8	5.4 / 7.1	6-40.8 / 5-46.0	11-69.0 / 6-52.0	0 / 2
Arkansas St.	6-13 / 3-14	3-4 / 4-4	28:47 / 31:13	-02:26	3.7 / 7.2	8.1 / 6.0	5.2 / 6.7	3-48.3 / 3-44.7	6-49.0 / 9-76.0	0 / 6
James Madison	7-19 / 2-12	0-2 / 0-2	30:16 / 29:44	00:32	3.2 / 4.9	5.2 / 6.1	4.1 / 5.3	7-45.4 / 6-42.3	8-93.0 / 5-46.0	4 / 9
Marshall	1-14 / 6-16	2-5 / 2-3	26:35 / 33:25	-06:50	2.8 / 5.7	3.9 / 10.4	3.2 / 7.3	6-44.0 / 1-42.0	10-79.0 / 5-40.0	1 / 5
Texas St.	4-17 / 6-10	1-3 / 1-1	34:43 / 25:17	09:26	2.5 / 8.3	3.5 / 12.9	2.8 / 10.7	7-48.6 / 2-38.0	3-15.0 / 5-55.0	1 / 3
South Alabama	6-18 / 3-10	1-3 / 0-0	38:48 / 21:12	17:36	3.9 / 6.9	3.8 / 8.0	3.9 / 7.5	5-45.4 / 7-37.4	3-20.0 / 7-69.0	2 / 4
Troy	3-12 / 9-16	0-1 / 1-1	28:18 / 31:42	-03:24	1.0 / 6.0	8.4 / 6.9	4.8 / 6.4	5-38.8 / 4-27.8	5-40.0 / 4-49.0	0 / 3
Totals	38-152 / 66-156	12-27 / 13-18	328:32 / 366:32	-38:00	3.2 / 5.9	6.6 / 8.1	4.7 / 6.8	61-44.5 / 46-38.7	72-579.0 / 74-659.0	20 / 45

Note: Game totals are displayed in the format TEAM/OPPONENT for each category



2024-25 Southern Miss. Football
Opponents Game-by-Game
All games

Page 1/1
as of Dec 01, 2024

Date	Opponent	Rushing				Receiving				Passing				Kick Returns				Punt Returns				tot off
		no.	yds	td	lg	no.	yds	td	lg	cmp-att-int	yds	td	lg	no.	yds	td	lg	no.	yds	td	lg	
08/31/2024	at Kentucky	24	148	1	22	12	169	3	46	12-18-1	169	3	46	1	20	0	20	1	5	0	5	317
09/07/2024	Southeastern La.	33	102	1	22	22	172	0	24	22-41-1	172	0	24	2	26	0	13	1	-2	0	0	274
09/14/2024	South Fla.	51	369	5	50	19	193	2	35	19-30-0	193	2	35	3	66	0	24	2	40	0	39	562
09/21/2024	at Jacksonville St.	48	273	5	32	14	236	1	85	14-16-1	236	1	85	0	0	0	0	2	4	0	4	509
10/05/2024	Louisiana	46	188	1	21	22	222	1	36	22-30-0	222	1	36	3	73	0	29	4	20	0	11	410
10/12/2024	at ULM	42	246	3	43	12	186	2	53	12-19-0	186	2	53	0	0	0	0	1	4	0	4	432
10/19/2024	Arkansas St.	39	281	2	73	20	186	3	41	20-31-0	186	3	41	2	54	0	28	1	-2	0	53	467
10/26/2024	at James Madison	41	199	1	59	16	158	2	23	16-26-1	158	2	23	3	121	1	94	4	5	0	5	357
11/09/2024	Marshall	47	267	3	36	16	259	1	69	16-25-1	259	1	69	1	27	0	27	2	0	0	0	526
11/16/2024	at Texas St.	32	266	3	68	27	437	5	60	27-34-1	437	5	60	1	13	0	13	3	68	0	42	703
11/23/2024	South Alabama	27	187	1	59	15	193	3	40	15-24-0	193	3	40	0	0	0	0	1	-9	0	0	380
11/30/2024	at Troy	44	266	5	56	14	187	1	31	14-27-0	187	1	31	1	0	0	0	3	-1	0	2	453
Opponents		474	2792	31	73	209	2598	24	85	209-321-6	2598	24	85	17	400	1	94	25	132	0	53	5390
Southern Miss.		412	1303	13	70	166	2099	7	75	166-317-17	2099	7	75	22	414	0	31	9	39	0	21	3402

Opponents Averages

Games	Avg/ rush	Avg/ catch	Pass effic	KR avg	PR avg	All purpose avg/game	Total offense avg/game
12	5.9	12.4	154.0	23.5	5.3	510.1	449.2

Date	Opponent	Tackles				Sacks	Fumble		Pass Defense			blkd	PAT attempts			off		
		ua	a	total	tfl-yds	no-yds	ff	fr-yds	int-yds	qbh	brup	kick	kick	rush	rcv	saf	t/o	pts
08/31/2024	at Kentucky	20	12	32	7.0-22	2-15	0	0-0	2--5	2	2	0	4-4	0	0	0	7	31
09/07/2024	Southeastern La.	26	28	54	9.0-25	1-9	2	2-2	0-0	7	3	0	1-1	0	0	0	3	10
09/14/2024	South Fla.	37	14	51	7.0-35	3-25	2	2-16	1-0	5	6	0	7-7	0	0	0	14	49
09/21/2024	at Jacksonville St.	35	38	73	8.0-33	2-18	3	2-0	4-11	4	4	0	5-6	0	0	0	21	44
10/05/2024	Louisiana	28	8	36	8.0-36	5-30	3	1-0	0-0	4	1	0	2-2	0	0	0	0	23
10/12/2024	at ULM	24	42	66	6.0-17	2-8	1	1-10	1-11	7	2	0	5-5	0	0	0	14	38
10/19/2024	Arkansas St.	42	30	72	11.0-35	6-27	2	2-4	1-10	4	2	0	5-5	0	0	0	3	44
10/26/2024	at James Madison	35	42	77	11.0-42	9-40	1	1-0	1-30	7	6	1	3-4	0	0	0	14	32
11/09/2024	Marshall	24	40	64	12.0-54	5-36	1	1-0	3-5	4	4	0	4-4	0	0	0	3	37
11/16/2024	at Texas St.	33	52	85	13.0-52	3-30	2	0-0	1-0	4	3	0	7-8	0	0	0	7	58
11/23/2024	South Alabama	39	46	85	8.0-49	4-37	0	0-0	1-57	5	5	0	5-5	0	0	0	7	35
11/30/2024	at Troy	21	46	67	12.0-52	3-27	0	0-0	2-80	6	3	0	7-7	0	0	0	14	52
Opponents		364	398	762	112.0-452	45-302	17	12-32	17-199	59	41	1	55-58	0	0	0	107	453
Southern Miss.		425	380	805	65.0-229	20-119	4	4-10	6-115	31	32	2	15-18	1	2	0	29	183

Date	Opponent	Punting										Field Goals			Kickoffs				
		no.	yds	avg	long	blkd	tb	fc	50+	i20	md-att	long	blkd	no.	yds	avg	tb	ob	
08/31/2024	at Kentucky	1	37	37.0	37	0	0	0	0	1	1-1	41	0	5	320	64.0	3	0	
09/07/2024	Southeastern La.	7	269	38.4	56	0	0	1	1	3	1-2	25	0	3	194	64.7	2	0	
09/14/2024	South Fla.	3	105	35.0	48	0	0	1	0	2	0-0	0	0	8	511	63.9	2	0	
09/21/2024	at Jacksonville St.	3	122	40.7	42	0	0	2	0	1	1-1	43	0	8	512	64.0	4	0	
10/05/2024	Louisiana	4	136	34.0	39	0	0	4	0	2	3-3	30	0	6	382	63.7	4	0	
10/12/2024	at ULM	5	230	46.0	59	0	2	1	2	1	1-2	47	1	7	438	62.6	3	1	
10/19/2024	Arkansas St.	3	134	44.7	48	0	0	1	0	1	3-3	36	0	9	581	64.6	7	0	
10/26/2024	at James Madison	6	254	42.3	53	0	0	0	1	3	1-1	40	0	6	390	65.0	5	0	
11/09/2024	Marshall	1	42	42.0	42	0	0	1	0	0	3-5	27	0	8	519	64.9	6	0	
11/16/2024	at Texas St.	2	76	38.0	38	0	0	2	0	1	1-1	40	0	10	645	64.5	9	0	
11/23/2024	South Alabama	7	262	37.4	42	0	0	5	0	2	0-0	0	0	6	339	56.5	2	0	
11/30/2024	at Troy	4	111	27.8	34	0	0	1	0	1	1-1	50	0	9	555	61.7	3	1	
Opponents		46	1778	38.7	59	0	2	19	4	18	16-20	50	1	85	5386	63.4	50	2	
Southern Miss.		61	2714	44.5	57	0	3	21	17	18	10-16	59	0	41	2315	56.5	12	3	



2024-25 Southern Miss. Football
Red-Zone Results
All games

Page 1/1
as of Dec 01, 2024

Southern Miss. Inside Opponent Red-Zone

Date	Opponent	Score	Times	Times	Total	Rush			Pass	FGs	Failed to score inside RZ					
			In RZ	Scored	Pts	TDs	TDs	TDs	TDs	Made	FGA	Down	Int	Fumb	Half	Game
08/31/2024	at Kentucky	L 0-31	1	0	0	0	0	0	0	0	0	0	1	0	0	0
09/07/2024	Southeastern La.	W 35-10	3	3	21	3	1	2	0	0	0	0	0	0	0	0
09/14/2024	South Fla.	L 24-49	5	3	17	2	1	1	1	1	2	0	1	0	0	0
09/21/2024	at Jacksonville St.	L 7-44	2	1	7	1	1	0	0	0	0	0	0	1	0	0
10/05/2024	Louisiana	L 13-23	2	2	13	2	2	0	0	0	0	0	0	0	0	0
10/12/2024	at ULM	L 21-38	3	3	13	1	1	0	2	2	2	0	0	0	0	0
10/19/2024	Arkansas St.	L 28-44	5	4	28	4	4	0	0	0	0	1	0	0	0	0
10/26/2024	at James Madison	L 15-32	2	1	6	1	1	0	0	0	0	0	0	1	0	0
11/09/2024	Marshall	L 3-37	0	0	0	0	0	0	0	0	0	0	0	0	0	0
11/16/2024	at Texas St.	L 3-58	2	1	3	0	0	0	1	1	1	1	0	0	0	0
11/23/2024	South Alabama	L 14-35	3	2	11	1	0	1	1	2	2	0	0	0	0	0
11/30/2024	at Troy	L 20-52	2	2	14	2	1	1	0	0	0	0	0	0	0	0
Totals 22 of 30 (73.3%)			30	22	133	17	12	5	5	7	2	2	2	0	0	0

Opponents Inside Southern Miss. Red-Zone

Date	Opponent	Score	Times	Times	Total	Rush			Pass	FGs	Failed to score inside RZ					
			In RZ	Scored	Pts	TDs	TDs	TDs	TDs	Made	FGA	Down	Int	Fumb	Half	Game
08/31/2024	Kentucky	L 0-31	5	4	28	4	1	3	0	0	0	0	1	0	0	0
09/07/2024	Southeastern La.	W 35-10	2	2	10	1	1	0	1	1	1	0	0	0	0	0
09/14/2024	South Fla.	L 24-49	4	4	28	4	2	2	0	0	0	0	0	0	0	0
09/21/2024	Jacksonville St.	L 7-44	4	4	28	4	4	0	0	0	0	0	0	0	0	0
10/05/2024	Louisiana	L 13-23	5	4	16	1	0	1	3	3	3	0	0	0	0	1
10/12/2024	ULM	L 21-38	2	2	14	2	1	1	0	0	0	0	0	0	0	0
10/19/2024	Arkansas St.	L 28-44	7	7	37	4	1	3	3	3	3	0	0	0	0	0
10/26/2024	James Madison	L 15-32	4	4	24	3	1	2	1	1	1	0	0	0	0	0
11/09/2024	Marshall	L 3-37	9	6	30	3	2	1	3	5	5	1	0	0	0	0
11/16/2024	Texas St.	L 3-58	4	4	24	3	1	2	1	1	1	0	0	0	0	0
11/23/2024	South Alabama	L 14-35	2	2	14	2	1	1	0	0	0	0	0	0	0	0
11/30/2024	Troy	L 20-52	5	4	28	4	3	1	0	0	0	0	0	0	0	1
Totals 47 of 53 (88.7%)			53	47	281	35	18	17	12	14	1	1	0	0	0	2



2024-25 Southern Miss. Football
By Quarter Statistics
All games

Page 1/2
as of Dec 01, 2024

3rd-Down Conversions

Date	Opponent	Score	Overall	1st Qtr	2nd Qtr	3rd Qtr	4th Qtr	Overtime
08/31/2024	at Kentucky	L 0-31	3-8 37.5	3-3 100.0	0-4 0.0	0-1 0.0	0-0 0.0	0-0 0.0
09/07/2024	Southeastern La.	W 35-10	4-10 40.0	0-2 0.0	2-3 66.7	2-4 50.0	0-1 0.0	0-0 0.0
09/14/2024	South Fla.	L 24-49	1-10 10.0	1-2 50.0	0-4 0.0	0-1 0.0	0-3 0.0	0-0 0.0
09/21/2024	at Jacksonville St.	L 7-44	1-10 10.0	0-3 0.0	1-3 33.3	0-4 0.0	0-0 0.0	0-0 0.0
10/05/2024	Louisiana	L 13-23	1-8 12.5	0-2 0.0	1-2 50.0	0-2 0.0	0-2 0.0	0-0 0.0
10/12/2024	at ULM	L 21-38	1-13 7.7	1-3 33.3	0-4 0.0	0-2 0.0	0-4 0.0	0-0 0.0
10/19/2024	Arkansas St.	L 28-44	6-13 46.2	2-3 66.7	1-4 25.0	0-2 0.0	3-4 75.0	0-0 0.0
10/26/2024	at James Madison	L 15-32	7-19 36.8	1-5 20.0	2-6 33.3	3-4 75.0	1-4 25.0	0-0 0.0
11/09/2024	Marshall	L 3-37	1-14 7.1	1-4 25.0	0-4 0.0	0-2 0.0	0-4 0.0	0-0 0.0
11/16/2024	at Texas St.	L 3-58	4-17 23.5	0-2 0.0	3-7 42.9	1-4 25.0	0-4 0.0	0-0 0.0
11/23/2024	South Alabama	L 14-35	6-18 33.3	3-4 75.0	1-5 20.0	0-4 0.0	2-5 40.0	0-0 0.0
11/30/2024	at Troy	L 20-52	3-12 25.0	0-3 0.0	1-3 33.3	1-2 50.0	1-4 25.0	0-0 0.0
Southern Miss.			38-152 25.0	12-36 33.3	12-49 24.5	7-32 21.9	7-35 20.0	0-0 0.0
Opponents			66-156 42.3	19-38 50.0	20-44 45.5	14-38 36.8	13-36 36.1	0-0 0.0

4th-Down Conversions

Date	Opponent	Score	Overall	1st Qtr	2nd Qtr	3rd Qtr	4th Qtr	Overtime
08/31/2024	at Kentucky	L 0-31	0-1 0.0	0-0 0.0	0-1 0.0	0-0 0.0	0-0 0.0	0-0 0.0
09/07/2024	Southeastern La.	W 35-10	0-0 0.0	0-0 0.0	0-0 0.0	0-0 0.0	0-0 0.0	0-0 0.0
09/14/2024	South Fla.	L 24-49	1-1 100.0	0-0 0.0	0-0 0.0	1-1 100.0	0-0 0.0	0-0 0.0
09/21/2024	at Jacksonville St.	L 7-44	2-3 66.7	1-2 50.0	0-0 0.0	1-1 100.0	0-0 0.0	0-0 0.0
10/05/2024	Louisiana	L 13-23	0-0 0.0	0-0 0.0	0-0 0.0	0-0 0.0	0-0 0.0	0-0 0.0
10/12/2024	at ULM	L 21-38	2-4 50.0	0-0 0.0	1-1 100.0	0-0 0.0	1-3 33.3	0-0 0.0
10/19/2024	Arkansas St.	L 28-44	3-4 75.0	0-0 0.0	2-2 100.0	0-1 0.0	1-1 100.0	0-0 0.0
10/26/2024	at James Madison	L 15-32	0-2 0.0	0-0 0.0	0-0 0.0	0-0 0.0	0-2 0.0	0-0 0.0
11/09/2024	Marshall	L 3-37	2-5 40.0	0-1 0.0	0-1 0.0	0-0 0.0	2-3 66.7	0-0 0.0
11/16/2024	at Texas St.	L 3-58	1-3 33.3	0-0 0.0	0-0 0.0	0-1 0.0	1-2 50.0	0-0 0.0
11/23/2024	South Alabama	L 14-35	1-3 33.3	0-0 0.0	0-0 0.0	1-2 50.0	0-1 0.0	0-0 0.0
11/30/2024	at Troy	L 20-52	0-1 0.0	0-0 0.0	0-0 0.0	0-1 0.0	0-0 0.0	0-0 0.0
Southern Miss.			12-27 44.4	1-3 33.3	3-5 60.0	3-7 42.9	5-12 41.7	0-0 0.0
Opponents			13-18 72.2	3-6 50.0	1-1 100.0	6-7 85.7	3-4 75.0	0-0 0.0

Time of Possession

Date	Opponent	Score	Overall	1st Qtr	2nd Qtr	3rd Qtr	4th Qtr	Overtime
08/31/2024	at Kentucky	L 0-31	15:04	00:34	12:24	02:06	00:00	00:00
09/07/2024	Southeastern La.	W 35-10	25:39	05:09	08:00	08:56	03:34	00:00
09/14/2024	South Fla.	L 24-49	26:21	07:48	06:22	03:48	08:23	00:00
09/21/2024	at Jacksonville St.	L 7-44	28:51	08:59	09:31	05:12	05:09	00:00
10/05/2024	Louisiana	L 13-23	18:25	03:34	06:25	05:15	03:11	00:00
10/12/2024	at ULM	L 21-38	26:45	06:20	09:24	03:54	07:07	00:00
10/19/2024	Arkansas St.	L 28-44	28:47	06:35	10:12	04:52	07:08	00:00
10/26/2024	at James Madison	L 15-32	30:16	06:43	09:37	07:55	06:01	00:00
11/09/2024	Marshall	L 3-37	26:35	05:21	08:39	02:40	09:55	00:00
11/16/2024	at Texas St.	L 3-58	34:43	04:08	12:27	06:30	11:38	00:00



2024-25 Southern Miss. Football
By Quarter Statistics
All games

Page 2/2
as of Dec 01, 2024

Date	Opponent		Score	Overall	1st Qtr	2nd Qtr	3rd Qtr	4th Qtr	Overtime
11/23/2024	South Alabama	L	14-35	38:48	10:56	07:58	07:42	12:12	00:00
11/30/2024	at Troy	L	20-52	28:18	06:22	06:13	05:07	10:36	00:00
Southern Miss.			Total	328:32	72:29	107:12	63:57	84:54	00:00
			Avg.	27:23	06:02	08:56	05:20	07:05	00:00
Opponents			Total	366:32	88:24	91:55	84:57	101:16	00:00
			Avg.	30:33	07:22	07:40	07:05	08:26	00:00



2024-25 Southern Miss. Football
Games Played
All games

Page 1/2
as of Dec 01, 2024

##	Player	GP-GS	UK	SL	USF	JSU	LA	ULM	ASU	JMU	Marsh	TXST	USA	TROY
0	Rodrigues Clark	12/10	START	START	START	START	START	START	START	XXX	START	START	START	XXX
0	Brendan Toles	10/2	XXX	XXX	XXX	XXX	XXX	XXX	XXX	...	START	START	XXX	...
1	Desmyn Baker	12/7	XXX	XXX	START	START	XXX	XXX	START	START	XXX	START	START	START
1	Tiaquelin Mims	12/11	START	START	START	START	START	START	START	START	START	START	START	XXX
2	Chandler Pittman	10/0	XXX	XXX	XXX	XXX	XXX	XXX	XXX	XXX	XXX	XXX
2	Michael Caraway, Jr.	10/10	START	START	START	START	START	START	START	START	START	START
3	Elijah Sabbatini	11/1	XXX	...	XXX	XXX	XXX	XXX	XXX	XXX	XXX	START	XXX	XXX
3	Ethan Crawford	8/5	XXX	XXX	XXX	START	START	START	START	START
5	Jay Jones	11/10	START	START	START	START	...	START	START	START	START	XXX	START	START
5	Kenyon Clay	12/3	XXX	XXX	XXX	XXX	START	XXX	XXX	START	XXX	XXX	XXX	START
6	Dylan Lawrence	11/9	START	START	START	START	XXX	START	START	START	START	START	...	XXX
6	J.J. Butler	11/0	XXX	XXX	XXX	XXX	XXX	XXX	...	XXX	XXX	XXX	XXX	XXX
7	Zay Franks	1/0	XXX
7	Hayes Puckett	11/0	XXX	XXX	XXX	XXX	XXX	XXX	...	XXX	XXX	XXX	XXX	XXX
7	Dakota Thomas	0/0
8	Jalil Clemons	12/9	START	XXX	START	START	XXX	START	START	START	XXX	START	START	START
8	Justyn Reid	12/9	START	START	START	START	XXX	START	START	XXX	START	START	XXX	START
9	Kolbe Cage	11/3	XXX	XXX	XXX	...	START	XXX	XXX	XXX	XXX	XXX	START	START
9	Larry Simmons	12/9	START	XXX	START	XXX	START	START	START	XXX	START	START	START	START
11	Davis Dalton	12/10	XXX	START	START	START	START	START	XXX	START	START	START	START	START
12	Ques McNeal	12/4	START	START	START	START	XXX	XXX	XXX	XXX	XXX	XXX	XXX	XXX
12	John White	4/0	XXX	XXX	XXX	XXX
13	Dannis Jackson	10/3	START	XXX	XXX	XXX	START	START	XXX	XXX	XXX	XXX
13	Will James	12/10	START	START	START	START	START	START	START	START	XXX	XXX	START	START
14	Keyshawn Buckley	1/0	...	XXX
14	Jameer Lewis	12/3	XXX	START	XXX	XXX	START	XXX	XXX	XXX	START	XXX	XXX	XXX
15	Ja'Len Sims	12/5	START	START	XXX	XXX	START	START	XXX	XXX	START	XXX	XXX	XXX
15	Reed Jesiolowski	10/1	...	XXX	XXX	XXX	...	XXX	XXX	XXX	XXX	XXX	XXX	START
16	Braxton Myers	12/10	XXX	XXX	START	START	START	START	START	START	START	START	START	START
16	TK Keyes	2/0	...	XXX	...	XXX
17	Tre' Pinkney	12/12	START	START	START	START	START	START	START	START	START	START	START	START
17	Kyle McCormick	1/0	XXX
18	Tate Rodemaker	9/7	START	START	START	START	START	XXX	...	XXX	START	START
18	Jack Tannehill	0/0
18	Jordan Johnson	9/1	XXX	XXX	XXX	XXX	START	XXX	XXX	XXX	XXX	...
19	Shade Foster	0/0
20	Cameron Knox	9/0	...	XXX	XXX	XXX	XXX	XXX	...	XXX	XXX	XXX	...	XXX
20	JQ Gray	12/0	XXX	XXX	XXX	XXX	XXX	XXX	XXX	XXX	XXX	XXX	XXX	XXX
21	Wildrekus Johnson	3/0	XXX	XXX	XXX	...
22	Sentario Willis	2/0	...	XXX	XXX
23	Ryan Johnson	12/6	XXX	XXX	XXX	XXX	XXX	START	START	START	START	START	START	XXX
23	Jack Schwing	0/0
24	Jacob Johnson	4/0	...	XXX	XXX	XXX	XXX
24	Jalen Washington	4/0	XXX	XXX	XXX	XXX
25	Tre'Mon Henry	11/0	XXX	XXX	XXX	XXX	XXX	XXX	...	XXX	XXX	XXX	XXX	XXX
26	Damion Miller	0/0
27	Dante Kelly	8/0	XXX	XXX	...	XXX	XXX	XXX	XXX	XXX	XXX	...
28	Vernorrius Chaney	3/0	...	XXX	XXX	XXX
29	Chance Jenkins	0/0
29	Josh Bledsoe	7/0	...	XXX	XXX	XXX	XXX	XXX	XXX	XXX
30	Bryce Lofton	12/0	XXX	XXX	XXX	XXX	XXX	XXX	XXX	XXX	XXX	XXX	XXX	XXX
30	Miles Jones	7/0	XXX	XXX	...	XXX	...	XXX	XXX	XXX	...	XXX
32	Ryder Burns	2/0	XXX	XXX
32	Jarius Anders	0/0
33	Avery Sledge	11/0	...	XXX	XXX	XXX	XXX	XXX	XXX	XXX	XXX	XXX	XXX	XXX
34	Ja'Kobe Cameron	0/0
35	Chris Jones	9/0	XXX	XXX	XXX	XXX	XXX	XXX	XXX	XXX	XXX
36	Brodarius Lewis	12/10	START	START	START	START	START	XXX	XXX	START	START	START	START	START
37	Eric Thomas Jr.	4/0	XXX	XXX	XXX	XXX
37	Chandler Merrill	3/0	XXX	XXX	XXX



2024-25 Southern Miss. Football
Games Played
All games

Page 2/2
as of Dec 01, 2024

##	Player	GP-GS	UK	SL	USF	JSU	LA	ULM	ASU	JMU	Marsh	TXST	USA	TROY
38	Zion Edwards	1/0	...	XXX
39	Brennen Milliron	12/0	XXX	XXX	XXX	XXX	XXX	XXX	XXX	XXX	XXX	XXX	XXX	XXX
39	Jevan McDonald	0/0
40	Khalid Moore	10/0	XXX	XXX	XXX	XXX	...	XXX	...	XXX	XXX	XXX	XXX	XXX
41	Connor Gibbs	10/0	XXX	XXX	XXX	XXX	XXX	XXX	XXX	XXX	XXX	XXX
42	Ethan Williams	1/0	XXX	...
43	Jalen Owens	3/0	XXX	XXX	...	XXX
45	Caleb Bryant	4/0	XXX	...	XXX	XXX	XXX
46	Jordan Johnson	0/0
47	Michael Jefcoat	0/0
48	Bart Edmiston, Jr.	0/0
49	Londen Taylor	0/0
50	Wil Saxton	12/9	START	START	START	START	START	XXX	XXX	XXX	START	START	START	START
51	Demeco Roland	11/2	XXX	XXX	XXX	XXX	XXX	START	START	XXX	XXX	XXX	...	XXX
52	Ethan Bumgarner	4/0	XXX	XXX	XXX	...	XXX
53	Joseph Harper	9/0	...	XXX	XXX	XXX	...	XXX	...	XXX	XXX	XXX	XXX	XXX
54	Zack Conti	7/2	XXX	XXX	XXX	XXX	XXX	START	START
55	Klabron Pollard	11/0	XXX	XXX	XXX	XXX	XXX	XXX	XXX	...	XXX	XXX	XXX	XXX
56	Greg Nunnery	12/12	START	START	START	START	START	START	START	START	START	START	START	START
57	Jeramie Posey	1/0	XXX
58	Drew Lawson	12/12	START	START	START	START	START	START	START	START	START	START	START	START
59	Chris Hayes	9/0	XXX	XXX	...	XXX	XXX	XXX	...	XXX	...	XXX	XXX	XXX
61	Gabe Cavazos Jr.	11/11	START	START	START	START	START	START	START	START	...	START	START	START
64	Kyron Barnes	1/0	XXX
66	Kamron Barnes	0/0
71	Tanner Welch	9/1	...	XXX	XXX	XXX	XXX	XXX	START	XXX	XXX	XXX
73	Hayden Breal	0/0
74	Luke Rogers	9/1	...	XXX	XXX	XXX	...	XXX	...	START	XXX	XXX	XXX	XXX
75	Hastings Carruth	0/0
76	Larry Edwards	0/0
77	Jo Cryer	4/0	XXX	XXX	XXX	XXX
78	Dontae Lucas	12/12	START	START	START	START	START	START	START	START	START	START	START	START
80	Zavian Hales	7/0	XXX	XXX	...	XXX	...	XXX	...	XXX	XXX	XXX
81	Paul James	0/0
82	Ray Daly	3/0	XXX	XXX	XXX	...
83	Ethan Dailey	0/0
84	Jack Jackson	2/0	XXX	...	XXX
85	Kyirin Heath	10/4	XXX	START	XXX	START	XXX	START	XXX	XXX	START	XXX
86	Luke Stewart	8/0	...	XXX	XXX	XXX	XXX	XXX	XXX	XXX	XXX
87	Caston Brown	0/0
88	Terron Bedford	0/0
89	Pax Hughes	1/0	XXX
90	Miles Adams	0/0
91	Elijah Douglas	0/0
92	David Griffin	0/0
93	Caleb Moore	10/0	...	XXX	XXX	XXX	XXX	XXX	XXX	XXX	XXX	XXX	XXX	...
94	Kristin Booth	10/6	START	START	START	START	START	...	XXX	XXX	XXX	...	XXX	START
95	Zay Lowery	2/0	XXX	XXX
96	Jalen Williams	12/12	START	START	START	START	START	START	START	START	START	START	START	START
97	Armondous Cooley	7/0	XXX	XXX	XXX	XXX	XXX	XXX	XXX
98	Andrew Stein	6/0	XXX	XXX	XXX	XXX	XXX	...	XXX
98	Ilyyas Fuavai	1/0	XXX
99	Cameron Mackey	0/0



2024-25 Southern Miss. Football
Rushing/Receiving Game-by-Game
All games

Page 1/1
as of Dec 01, 2024

Rushing

Player	No-Yds/TD	UK	SL	USF	JSU	LA	ULM	ASU	JMU	Marsh	TXST	USA	TROY
Rodrigues Clark	124-604/1	6-3/0	13-34/1	15-85/0	15-45/0	7-61/0	10-46/0	9-53/0	6-14/0	8-61/0	15-66/0	12-115/0	8-21/0
Ethan Crawford	97-207/3	3-10/0	3-14/0	8-19/1	DNP	DNP	17-70/0	26-83/2	19-10/0	10--21/0	11-22/0	DNP	DNP
Kenyon Clay	84-387/7	1-7/0	4-75/1	2-0/0	10-49/0	5-10/2	8-47/1	7-24/1	8-69/1	6-31/0	10-8/0	11-48/0	12-19/1
JQ Gray	32-106/0	-	-	-	3-19/0	-	-	-	-	5-11/0	11-25/0	8-24/0	5-27/0
Tate Rodemaker	26--90/0	2--15/0	3--4/0	-	1-4/0	6--34/0	DNP	DNP	1--5/0	DNP	2-3/0	8--12/0	3--27/0
Jalen Washington	25-115/1	DNP	DNP	DNP	DNP	DNP	3-19/0	4-18/1	8-41/0	10-37/0	DNP	DNP	DNP
John White	11--52/1	DNP	DNP	2--15/0	6--5/1	DNP	DNP	DNP	DNP	DNP	DNP	2--20/0	1--12/0
Tiaquelin Mims	4-20/0	-	2-3/0	-	-	-	-	-	1-9/0	-	-	1-8/0	-
Dannis Jackson	2-11/0	-	DNP	DNP	1-8/0	-	-	-	-	-	-	-	1-3/0
Chandler Pittman	2-7/0	-	-	1-1/0	-	-	-	DNP	DNP	-	-	1-6/0	-
Larry Simmons	2--12/0	-	-	-	1--6/0	-	-	-	-	1--6/0	-	-	-

Receiving

Player	No-Yds/TD	UK	SL	USF	JSU	LA	ULM	ASU	JMU	Marsh	TXST	USA	TROY
Tiaquelin Mims	33-383/1	2--3/0	2-17/0	6-128/0	6-43/0	-	1-11/0	5-49/0	-	1-35/0	2-7/0	3-19/0	5-77/1
Larry Simmons	27-421/1	1-9/0	5-100/0	3-81/0	1-29/0	4-16/0	2-46/0	1-6/0	1-20/0	1-7/0	1-4/0	3-13/0	4-90/1
Kenyon Clay	21-225/1	-	1--4/0	2-42/1	-	1-31/0	1-16/0	1-17/0	2-25/0	-	5-43/0	5-39/0	3-16/0
Kyirin Heath	15-220/2	1-34/0	4-48/1	3-36/1	1-24/0	2-26/0	DNP	DNP	1-23/0	-	-	1-4/0	2-25/0
Davis Dalton	15-172/2	3-30/0	1-5/1	1-5/0	1-29/0	2-15/0	-	2-35/0	1-13/0	-	1-16/0	3-24/1	-
Rodrigues Clark	13-51/0	2-8/0	3-3/0	1-1/0	2--4/0	2-18/0	1-7/0	-	-	1--1/0	-	-	1-19/0
Dannis Jackson	11-210/0	3-42/0	DNP	DNP	-	1-21/0	1-47/0	-	5-94/0	-	-	1-6/0	-
Reed Jesiolowski	8-98/0	DNP	-	1-26/0	-	DNP	2-18/0	4-51/0	1-3/0	-	-	-	-
Chandler Pittman	8-51/0	-	-	-	-	2-9/0	-	DNP	DNP	1-4/0	-	2-6/0	3-32/0
Justyn Reid	7-145/0	-	2-62/0	1-36/0	1-11/0	-	1-20/0	1-8/0	-	-	-	1-8/0	-
JQ Gray	3-13/0	1-6/0	1-7/0	-	-	-	-	-	-	-	-	-	1-0/0
J.J. Butler	2-22/0	-	-	-	-	1-4/0	-	DNP	-	-	-	1-18/0	-
Tate Rodemaker	1-42/0	-	-	1-42/0	-	-	DNP	DNP	-	DNP	-	-	-
Ray Daly	1-25/0	DNP	DNP	DNP	DNP	DNP	DNP	DNP	DNP	1-25/0	-	-	DNP
Jalen Washington	1-21/0	DNP	DNP	DNP	DNP	DNP	-	1-21/0	-	-	DNP	DNP	DNP



2024-25 Southern Miss. Football
Passing Game-by-Game
All games

Page 1/1
as of Dec 01, 2024

#2 Chandler Pittman	Comp	Att	Int	Pct	Yards	TD	Long	Sacked	Effic.
Troy	1	1	0	100.0	25	0	25	0-0	310.0
Totals	1	1	0	100.0	25	0	25	0-0	310.0

#3 Ethan Crawford	Comp	Att	Int	Pct	Yards	TD	Long	Sacked	Effic.
Southeastern La.	1	1	0	100.0	59	0	59	0-0	595.6
South Fla.	6	13	1	46.2	183	0	56	1-10	149.0
ULM	9	26	1	34.6	165	0	47	2-8	80.2
Arkansas St.	15	23	1	65.2	187	0	30	6-27	124.8
James Madison	11	34	1	32.4	178	0	38	9-40	70.4
Marshall	5	18	3	27.8	70	0	35	5-36	27.1
Texas St.	3	5	0	60.0	7	0	4	2-22	71.8
Totals	50	120	7	41.7	849	0	59	25-143	89.4

#5 Kenyon Clay	Comp	Att	Int	Pct	Yards	TD	Long	Sacked	Effic.
South Alabama	0	1	0	0.0	0	0	0	0-0	0.0
Totals	0	1	0	0.0	0	0	0	0-0	0.0

#12 John White	Comp	Att	Int	Pct	Yards	TD	Long	Sacked	Effic.
South Fla.	3	5	0	60.0	94	0	36	2-15	217.9
Jacksonville St.	9	18	2	50.0	117	0	29	2-18	82.4
South Alabama	5	8	1	62.5	29	0	15	1-9	68.0
Totals	17	31	3	54.8	240	0	36	5-42	100.5

#18 Tate Rodemaker	Comp	Att	Int	Pct	Yards	TD	Long	Sacked	Effic.
Kentucky	13	19	2	68.4	126	0	34	2-15	103.1
Southeastern La.	18	32	0	56.3	179	2	49	1-9	123.9
South Fla.	10	15	0	66.7	120	2	37	0-0	177.9
Jacksonville St.	3	5	2	60.0	15	0	9	0-0	5.2
Louisiana	15	21	0	71.4	140	0	31	5-31	127.4
Texas St.	6	15	1	40.0	63	0	21	1-8	61.9
South Alabama	15	27	0	55.6	108	1	18	3-28	101.4
Troy	18	30	2	60.0	234	2	75	3-27	134.2
Totals	98	164	7	59.8	985	7	75	15-118	115.8



2024-25 Southern Miss. Football
Returns Game-by-Game
All games

Page 1/1
as of Dec 01, 2024

Punt Returns

Player	No-Yds	UK	SL	USF	JSU	LA	ULM	ASU	JMU	Marsh	TXST	USA	TROY
Tiaquelin Mims	9-39	-	2-6	-	1-7	-	1-0	1-13	4-13	-	-	-	-

Kick Returns

Player	No-Yds	UK	SL	USF	JSU	LA	ULM	ASU	JMU	Marsh	TXST	USA	TROY
JQ Gray	17-333	1-17	1-13	2-31	4-83	2-42	3-47	-	1-17	-	1-31	1-26	1-26
Tiaquelin Mims	2-51	-	-	-	-	-	-	-	-	-	-	-	2-51
Will James	1-17	-	-	-	-	-	-	1-17	-	-	-	-	-
Rodrigues Clark	1-13	1-13	-	-	-	-	-	-	-	-	-	-	-
Tre'Mon Henry	1-0	-	-	-	-	-	-	DNP	-	-	-	1-0	-

Interceptions Returns

Player	No-Yds	UK	SL	USF	JSU	LA	ULM	ASU	JMU	Marsh	TXST	USA	TROY
Dylan Lawrence	2-63	1-0	1-63	-	-	-	-	-	-	-	-	DNP	-
Jay Jones	1-31	-	-	-	-	DNP	-	-	-	-	1-31	-	-
Chris Jones	1-9	-	-	-	1-9	-	-	-	-	-	DNP	DNP	DNP
Elijah Sabbatini	1-6	-	DNP	-	-	-	-	-	1-6	-	-	-	-
Braxton Myers	1-6	-	-	-	-	-	-	-	-	1-6	-	-	-

Fumble Returns

Player	No-Yds	UK	SL	USF	JSU	LA	ULM	ASU	JMU	Marsh	TXST	USA	TROY
Ja'Len Sims	1-10	-	-	1-10	-	-	-	-	-	-	-	-	-
Micheal Caraway, Jr.	1-0	-	-	DNP	DNP	-	-	-	-	-	-	-	1-0
Josh Bledsoe	1-0	DNP	1-0	-	DNP	DNP	DNP	DNP	-	-	-	-	-
Joseph Harper	1-0	DNP	-	-	-	DNP	-	DNP	-	1-0	-	-	-



2024-25 Southern Miss. Football
Total Tackles Game-by-Game
All games

Page 1/1
as of Dec 01, 2024

Total Tackles

Player	S-A	Total	UK	SL	USF	JSU	LA	ULM	ASU	JMU	Marsh	TXST	USA	TROY
Tre' Pinkney	36-38	74	1-2	3-1	8-5	2-3	6-6	2-6	1-4	1-2	4-3	5-2	0-2	3-2
Jay Jones	27-19	46	2-2	1-1	3-2	2-1	DNP	2-3	3-3	8-2	-	1-4	5-1	-
Chris Jones	25-21	46	2-0	3-2	1-1	4-4	2-3	0-2	6-3	3-2	4-4	DNP	DNP	DNP
Ja'Len Sims	18-27	45	0-1	1-2	4-0	2-3	3-0	1-6	3-1	2-4	0-2	0-2	0-1	2-5
Desmyn Baker	19-23	42	1-3	1-1	0-2	2-4	4-5	-	3-1	2-1	0-1	3-2	2-0	1-3
Dylan Lawrence	24-17	41	2-4	5-2	3-1	6-2	0-2	3-0	3-0	1-2	0-3	0-1	DNP	1-0
Brodarius Lewis	19-20	39	1-0	1-2	3-0	1-2	0-2	0-1	1-1	1-1	2-3	1-3	6-1	2-4
Micheal Caraway, Jr.	24-13	37	2-0	2-1	DNP	DNP	3-1	3-3	2-1	3-0	4-1	2-2	2-3	1-1
Will James	21-14	35	3-1	2-0	3-3	-	3-1	1-0	3-0	1-1	0-2	2-1	2-0	1-5
Jalil Clemons	14-20	34	1-0	1-2	2-1	0-1	1-2	1-2	1-1	1-2	0-3	1-1	1-2	4-3
Elijah Sabbatini	19-12	31	0-1	DNP	2-0	3-0	6-4	0-4	1-0	-	4-0	1-2	1-0	1-1
Braxton Myers	19-12	31	0-1	1-0	-	1-1	1-2	2-2	4-1	2-1	0-2	3-0	1-1	4-1
Jalen Williams	11-19	30	1-1	1-4	2-1	0-1	-	1-2	2-4	2-1	-	0-3	0-1	2-1
Ques McNeal	24-5	29	3-1	1-2	1-1	3-0	-	2-0	3-1	6-0	1-0	3-0	1-0	-
Kolbe Cage	16-13	29	0-2	2-0	0-2	DNP	5-0	0-1	1-0	3-1	0-2	1-3	3-1	1-1
Jameer Lewis	9-15	24	-	1-1	2-2	2-2	0-4	2-0	1-1	1-0	0-3	0-1	0-1	-
Ryan Johnson	12-11	23	-	-	2-2	3-1	1-3	1-2	-	3-1	1-0	0-1	1-1	-
Demeco Roland	10-13	23	0-1	1-1	3-0	-	3-2	0-2	2-1	-	0-2	0-1	DNP	1-3
Joseph Harper	4-15	19	DNP	1-1	1-0	-	DNP	-	DNP	-	1-6	0-3	-	1-5
Jordan Johnson	11-3	14	2-0	-	4-1	3-0	-	DNP	DNP	1-0	1-2	-	-	DNP
Avery Sledge	9-4	13	DNP	1-0	1-0	-	1-1	-	-	1-0	1-1	1-0	2-1	1-1
Caleb Moore	7-6	13	DNP	1-0	1-0	1-2	0-1	1-1	1-0	2-0	0-1	0-1	-	DNP
Brendan Toles	7-5	12	-	2-0	0-1	-	1-0	1-2	0-1	DNP	2-0	0-1	1-0	DNP
Kristin Booth	4-6	10	-	1-0	1-0	1-1	-	DNP	0-3	1-1	-	DNP	-	0-1
Tre'Mon Henry	4-5	9	-	-	-	-	0-2	-	DNP	-	3-1	1-2	-	-
Armondous Cooley	3-4	7	-	0-3	-	DNP	DNP	DNP	DNP	DNP	1-1	1-0	1-0	-
Eric Thomas Jr.	3-1	4	-	1-0	-	2-1	DNP	DNP	DNP	DNP	DNP	DNP	DNP	DNP
Hayes Puckett	2-2	4	-	-	0-1	-	0-1	-	DNP	-	2-0	-	-	-
Cameron Knox	2-2	4	DNP	0-1	1-0	0-1	1-0	-	DNP	-	-	-	DNP	-
Khalid Moore	1-3	4	-	-	-	-	DNP	-	DNP	-	1-2	0-1	-	-
Caleb Bryant	1-3	4	DNP	DNP	-	DNP	1-1	0-1	DNP	DNP	0-1	DNP	DNP	DNP
Justyn Reid	3-0	3	-	1-0	-	1-0	-	-	-	1-0	-	-	-	-
Kenyon Clay	2-0	2	-	-	1-0	-	-	-	-	-	-	-	-	1-0
Larry Simmons	2-0	2	-	-	-	2-0	-	-	-	-	-	-	-	-
Ethan Crawford	1-1	2	-	-	-	DNP	DNP	0-1	-	-	1-0	-	DNP	DNP
Zay Franks	1-1	2	DNP	DNP	DNP	DNP	DNP	DNP	DNP	DNP	DNP	1-1	DNP	DNP
Klabron Pollard	1-1	2	-	-	1-0	-	-	-	0-1	DNP	-	-	-	-
Jacob Johnson	0-2	2	DNP	0-1	DNP	DNP	DNP	DNP	DNP	DNP	DNP	0-1	-	-
Rodrigues Clark	1-0	1	1-0	-	-	-	-	-	-	-	-	-	-	-
Chandler Pittman	1-0	1	-	-	1-0	-	-	-	DNP	DNP	-	-	-	-
J.J. Butler	1-0	1	-	-	-	-	-	-	DNP	-	-	-	1-0	-
Reed Jesiolowski	1-0	1	DNP	-	-	-	DNP	-	-	1-0	-	-	-	-
Wildrekus Johnson	1-0	1	DNP	DNP	DNP	DNP	DNP	DNP	DNP	DNP	-	1-0	-	DNP
Sentario Willis	1-0	1	DNP	1-0	DNP	DNP	DNP	DNP	DNP	DNP	-	DNP	DNP	DNP
Jalen Washington	1-0	1	DNP	DNP	DNP	DNP	DNP	-	-	-	1-0	DNP	DNP	DNP
Vernorrius Chaney	1-0	1	DNP	1-0	-	-	DNP	DNP	DNP	DNP	DNP	DNP	DNP	DNP
Brennen Milliron	1-0	1	-	-	-	-	-	-	-	-	-	1-0	-	-
Wil Saxton	1-0	1	-	-	-	-	-	-	1-0	-	-	-	-	-
Tiaquelin Mims	0-1	1	-	-	-	-	-	0-1	-	-	-	-	-	-
Jalen Owens	0-1	1	DNP	DNP	DNP	DNP	DNP	DNP	DNP	DNP	-	-	DNP	0-1
Luke Stewart	0-1	1	DNP	-	-	-	0-1	-	-	-	-	DNP	DNP	DNP
Zay Lowery	0-1	1	DNP	DNP	DNP	DNP	DNP	DNP	DNP	DNP	-	0-1	DNP	DNP



2024-25 Southern Miss. Football
Sacks Game-by-Game
All games

Page 1/1
as of Dec 01, 2024

Player	UA-A	Total	UK	SL	USF	JSU	LA	ULM	ASU	JMU	Marsh	TXST	USA	TROY
Brodarius Lewis	4-0	4	-	-	-	1-1	-	-	-	-	1-5	-	2-10	-
Jalil Clemons	3-0	3	-	-	-	-	1-8	-	-	1-7	-	1-3	-	-
Ryan Johnson	3-0	3	-	-	1-7	-	1-10	-	-	1-7	-	-	-	-
Jameer Lewis	2-0	2	-	-	1-6	1-7	-	-	-	-	-	-	-	-
Kristin Booth	2-0	2	-	1-7	1-5	-	-	DNP	-	-	-	DNP	-	-
Desmyn Baker	1-1	1.5	-	-	0.5-1	-	-	-	-	1-9	-	-	-	-
Ja'Len Sims	1-0	1	-	-	-	-	-	-	-	1-4	-	-	-	-
Chris Jones	1-0	1	-	-	-	-	1-8	-	-	-	-	DNP	DNP	DNP
Eric Thomas Jr.	1-0	1	-	1-6	-	-	DNP	DNP	DNP	DNP	DNP	DNP	DNP	DNP
Demeco Roland	1-0	1	-	1-7	-	-	-	-	-	-	-	-	DNP	-
Tre' Pinkney	0-1	0.5	-	-	0.5-1	-	-	-	-	-	-	-	-	-



2024-25 Southern Miss. Football
Tackles For Loss Game-by-Game
All games

Page 1/1
as of Dec 01, 2024

Player	UA-A	Total	UK	SL	USF	JSU	LA	ULM	ASU	JMU	Marsh	TXST	USA	TROY
Brodarius Lewis	5-6	8.0	-	0.5-1	1.0-3	1.0-1	0.5-1	-	-	-	1.5-6	0.5-0	2.5-11	0.5-1
Jalil Clemons	4-5	6.5	1.0-2	-	0.5-1	-	1.0-8	0.5-1	-	1.5-8	0.5-3	1.0-3	-	0.5-1
Jameer Lewis	3-4	5.0	-	1.0-5	1.5-8	1.5-7	-	-	0.5-1	-	0.5-2	-	-	-
Tre' Pinkney	3-4	5.0	-	-	1.0-1	1.0-2	0.5-1	-	-	1.0-5	-	-	-	1.5-3
Ja'Len Sims	3-3	4.5	-	1.0-3	-	1.0-2	-	-	1.0-2	1.0-4	-	-	0.5-1	-
Ryan Johnson	3-2	4.0	-	-	1.5-9	0.5-2	1.0-10	-	-	1.0-7	-	-	-	-
Demeco Roland	2-3	3.5	0.5-1	1.0-7	-	-	-	-	1.0-3	-	0.5-2	-	DNP	0.5-0
Jay Jones	2-1	2.5	-	-	-	-	DNP	-	0.5-1	1.0-4	-	-	1.0-2	-
Kristin Booth	2-1	2.5	-	1.0-7	1.0-5	-	-	DNP	0.5-1	-	-	DNP	-	-
Jalen Williams	2-1	2.5	-	1.5-4	-	-	-	-	-	-	-	-	-	1.0-1
Chris Jones	1-3	2.5	-	-	-	0.5-0	1.0-8	0.5-1	0.5-0	-	-	DNP	DNP	DNP
Brendan Toles	2-0	2.0	-	-	-	-	-	-	-	DNP	2.0-9	-	-	DNP
Will James	2-0	2.0	-	1.0-6	-	-	-	-	-	-	-	-	1.0-3	-
Desmyn Baker	1-2	2.0	-	0.5-0	0.5-1	-	-	-	-	1.0-9	-	-	-	-
Braxton Myers	1-2	2.0	-	-	-	-	-	1.0-1	0.5-1	0.5-1	-	-	-	-
Dylan Lawrence	1-1	1.5	-	-	-	0.5-2	-	1.0-2	-	-	-	-	DNP	-
Kolbe Cage	1-1	1.5	0.5-1	-	-	DNP	1.0-1	-	-	-	-	-	-	-
Ques McNeal	1-1	1.5	-	0.5-1	-	-	-	-	-	1.0-4	-	-	-	-
Tre'Mon Henry	1-1	1.5	-	-	-	-	-	-	DNP	-	1.0-3	0.5-1	-	-
Micheal Caraway, Jr.	1-0	1.0	-	-	DNP	DNP	-	1.0-1	-	-	-	-	-	-
Zay Franks	1-0	1.0	DNP	DNP	DNP	DNP	DNP	DNP	DNP	DNP	DNP	1.0-1	DNP	DNP
Eric Thomas Jr.	1-0	1.0	-	1.0-6	-	-	DNP	DNP	DNP	DNP	DNP	DNP	DNP	DNP
Jalen Owens	0-1	0.5	DNP	DNP	DNP	DNP	DNP	DNP	DNP	DNP	-	-	DNP	0.5-1
Joseph Harper	0-1	0.5	DNP	-	-	-	DNP	-	DNP	-	-	-	-	0.5-1
Klabron Pollard	0-1	0.5	-	-	-	-	-	-	0.5-0	DNP	-	-	-	-



2024-25 Southern Miss. Football
All-Purpose Yards Game-by-Game
All games

Page 1/1
as of Dec 01, 2024

Player	Total	UK	SL	USF	JSU	LA	ULM	ASU	JMU	Marsh	TXST	USA	TROY
Rodrigues Clark	668	24	37	86	41	79	53	53	14	60	66	115	40
Kenyon Clay	612	7	71	42	49	41	63	41	94	31	51	87	35
Tiaquelin Mims	493	-3	26	128	50	-	11	62	22	35	7	27	128
JQ Gray	452	23	20	31	102	42	47	-	17	11	56	50	53
Larry Simmons	409	9	100	81	23	16	46	6	20	1	4	13	90
Dannis Jackson	221	42	DNP	DNP	8	21	47	-	94	-	-	6	3
Kyirin Heath	220	34	48	36	24	26	DNP	DNP	23	-	-	4	25
Ethan Crawford	207	10	14	19	DNP	DNP	70	83	10	-21	22	DNP	DNP
Davis Dalton	172	30	5	5	29	15	-	35	13	-	16	24	-
Justyn Reid	145	-	62	36	11	-	20	8	-	-	-	8	-
Jalen Washington	136	DNP	DNP	DNP	DNP	DNP	19	39	41	37	DNP	DNP	DNP
Reed Jesiolowski	98	DNP	-	26	-	DNP	18	51	3	-	-	-	-
Dylan Lawrence	63	-	63	-	-	-	-	-	-	-	-	DNP	-
Chandler Pittman	58	-	-	1	-	9	-	DNP	DNP	4	-	12	32
Jay Jones	31	-	-	-	-	DNP	-	-	-	-	31	-	-
Ray Daly	25	DNP	DNP	DNP	DNP	DNP	DNP	DNP	DNP	25	-	-	DNP
J.J. Butler	22	-	-	-	-	4	-	DNP	-	-	-	18	-
Will James	17	-	-	-	-	-	-	17	-	-	-	-	-
Chris Jones	9	-	-	-	9	-	-	-	-	-	DNP	DNP	DNP
Elijah Sabbatini	6	-	DNP	-	-	-	-	-	6	-	-	-	-
Braxton Myers	6	-	-	-	-	-	-	-	-	6	-	-	-
Tate Rodemaker	-48	-15	-4	42	4	-34	DNP	DNP	-5	DNP	3	-12	-27
John White	-52	DNP	DNP	-15	-5	DNP	DNP	DNP	DNP	DNP	DNP	-20	-12