



2025 ALCORN FOOTBALL GAME NOTES

Alcorn Athletic Communications • 1000 ASU Drive #510 • Davey L. Whitney Complex • Lorman, MS 39096
AlcornSports.com • Twitter: @BravesSports • Instagram: @AlcornSports • YouTube: Alcorn State Sports
Home to 13 SWAC Championships (1968, '69, '70, '74, '76, '79, '84, '92, '94, 2014, 2015, 2018, 2019)

GAME INFORMATION

Date: Sat., Sept. 13, 2025
Time: 5:00 p.m. CST
Site: Starkville, MS // Davis Wade Stadium (40,656)
National TV: ESPN+
Play-by-Play: Richard Cross
Analyst: Charles Arbuckle
Regional Radio: WPRL 91.7 FM
Play-by-Play: Charles Edmond; Analyst: Cedric Bush
Satellite Radio: HSRN/Sirius XM
Twitter Updates: @BravesSports
Series: MSU leads, 2-1
Lorman: 0-0
Starkville: 0-2
Neutral: N/A
First Meeting: 2010 — L, 16-49
Last Meeting: 2013 — L, 7-51

ALCORN STATE 0-2, 0-0 SWAC

2025: 0-2, 0-0 SWAC
Ranking: NR — STATS, NR — Coaches
Last Game: Sept. 6, 2025 (Huntsville, AL)
loss at Alabama A&M, 31-41
Head Coach: Cedric Thomas (UAPB 2001)
Career: 14-22 (3rd season)
at ALCN: 6-8 (2nd season)

Twitter: @AlcornStateFB / @BRAVESSPORTS

MISSISSIPPI STATE 2-0, 0-0 SEC

2025: 2-0, 0-0 SEC
Ranking: NR — STATS, NR — Coaches
Last Game: Sept. 6, 2025 (Starkville, MS)
win vs Arizona State, 24-20
Head Coach: Jeff Lebbey (Oklahoma, 2007)
Career: 4-10 (2nd season)
at MSU: 4-10 (2nd season)

Twitter: @HailState

ALCORN COMMUNICATIONS

Demetrius Howse (Primary Contact)
Assoc. AD/Communications
O: 601-747-3471 E: dhowse@alcorn.edu

ALCORN COACHING STAFF

Coaches: On the Field
Head Coach: Cedric Thomas
Spec. Teams Coord./Linebackers: Alvin Fosselman
Running Backs: Ryan Busz
Offensive Line: Trumaine Watson
Tight Ends: Leroy Frederick
Wide Receivers: Aaron Anguiano
Defensive Line: Derrien Covington

Coaches: In the Booth
Offensive Coord.: Jermaine Gales
Defensive Coord.: Deion Roberson
Nickles: Tavarian McCullum
Cornerbacks: Dwayne Taylor Jr.

GAME 3

STARKVILLE, MS (DAVIS WADE STADIUM)



NR/NR ALCORN STATE BRAVES (0-2, 0-0)

Head Coach: Cedric Thoms (UAPB, 2001)
Career Record: 14-22 (3rd season), Record at Alcorn: 6-8 (2nd season)



NR/NR MISSISSIPPI STATE BULLDOGS (2-0, 0-0)

Head Coach: Jeff Lebbey (Oklahoma, 2007)
Career Record: 4-10 (2nd season), Record at MSU: 4-10 (2nd season)

2025 STATISTICAL LEADERS

RUSHING

	G	ATT	GAIN	LOSS	NET	AVG	TD	LG	YPG
Jacorian Sewell	2	25	184	8	176	7.0	1	80	88.0
Reggie Davis	2	27	123	7	116	4.3	2	20	58.0

PASSING













	G	RAT	C-A-I	PCT	YDS	TD	LG	AVG/G
Jaylon Tolbert	2	91.82	42-77-2	54.55	350	1	42	175.0

RECEIVING

	G	NO	YDS	AVG	TD	LG	AVG/G
Tyran Warren	2	6	76	12.67	0	26	38.0
Elijah Griffin	1	3	60	20.0	0	42	60.0
Jarvis Rush	2	7	53	7.57	1	18	26.5

STORY LINES

2025 SCHEDULE & RESULTS

	Aug. 28	at Northwestern State Natchitoches, LA Turpin Stadium (15,971)	ESPN+	L, 10-20
	Sept. 6	at Alabama A&M* Huntsville, AL Louis Crews Stadium (21,000)	HBCUGO	L, 31-41
	Sept. 13	at Mississippi State Starkville, MS Daveis Wade Stadium (40,656)	ESPN+	5 p.m.
	Sept. 27	Arkansas-Pine Bluff* Memphis, TN Simmons Bank Liberty Stadium (58,325)	HBCUGO	6 p.m.
	Oct. 4	Prairie View A&M* Lorman, MS Spinks-Casem Stadium (22,500)	SWACTV	3 p.m.
	Oct. 11	Lincoln Ca. (Homecoming) Lorman, MS Spinks-Casem Stadium (22,500)	SWACTV	2 p.m.
	Oct. 18	at Florida A&M* Tallahassee, FL Bragg Memorial Stadium (19,633)	HBCU GO	3 p.m.
	Oct. 25	Mississippi Valley State* Lorman, MS Spinks-Casem Stadium (22,500)	SWACTV	2 p.m.
	Nov. 1	at Texas Southern* Houston, TX Shell Energy Stadium (22,039)	HBCUGO	2 p.m.
	Nov. 8	Southern* Lorman, MS Spinks-Casem Stadium (22,500)	ESPN+	3 p.m.
	Nov. 15	Grambling State* Lorman, MS Spinks-Casem Stadium (22,500)	SWACTV	2 p.m.
	Nov. 22	at Jackson State* Jackson, MS Mississippi Veterans Memorial Stadium (60,500)	ESPN+	2:30 p.m.



#HighFive

1. Graduate running back Jacorian Sewell has recently been named to the post season watchlists including the Black College Football POTY watchlist..
2. Head Coach Cedric Thomas registered his 14th collegiate victory against Prairie View A&M.
3. Graduate linebacker Stemarion Edwards has recently been named to the post season watchlists including the Black College Football POTY watchlist..
4. Braves Football welcomes three new coaches to the staff.
5. The Braves will host five game in Spinks-Casem Stadium this season.

SWAC PLAYERS OF THE WEEK

- **OFFENSIVE PLAYER OF THE WEEK**
Cornelius Brown - Alabama A&M
- **Co-DEFENSIVE PLAYER OF THE WEEK**
Lenore Jalil - Alabama State
- **Co-DEFENSIVE PLAYER OF THE WEEK**
Matthew Cooks - Texas Southern
- **SPECIALIST OF THE WEEK**
Gerardo Baeza - Jackson State
- **NEWCOMER OF THE WEEK**
Quincy Ivory - Jackson State

#SackLunch

Each week, we'll track the total sacks the Braves rack up throughout the season. After recording 24 sacks in 2024, Alcorn State's defense has its sights set on topping that mark in 2025.

#MississippiMoon —

- Head Coach Cedric Thomas and his staff have made it a rule to lock down the Magnolia State when it comes to recruiting, despite efforts from larger schools such as Ole Miss, Mississippi State and Southern Miss.
- There are total of 44 players from Mississippi on this year's roster.
- The state of Mississippi has always been a huge recruiting trail for the Braves in the past with names such as Jack Spinks and Steve McNair both coming to Alcorn from the Magnolia State.



Celebration Bowl...

The Celebration Bowl will once again be televised live on ABC and open the bowl season. The postseason college football bowl game will kick off at noon ET on Saturday, Dec. 13, at the state of the art Mercedes-Benz Stadium in Atlanta.

The Celebration Bowl, which showcases the heritage, legacy, pageantry and tradition of Historically Black Colleges and Universities (HBCUs), pits the conference champion from the Mid-Eastern Athletic Conference (MEAC) against the Southwestern Athletic Conference (SWAC). Last season, Jackson State earned its first Celebration Bowl win and third win for the SWAC, defeating South Carolina State, 28-7.

The MEAC leads the bowl series, 6-3 overall.



#FastAndFun

- Alcorn State Head Coach Cedric Thomas and Offensive Coordinator Jermaine Gales have put in a place a speedy offense that will move up and down with different speeds.
- The team has dubbed the offense "#FAF – Fast And Fun", similar to the "Fun & Gun" of the Florida Gators under legendary coach Steve Spurrier.
- When the team scores in three minutes or less, it is called a "Nitro Boost".



#AlwaysAlcorn —

- It's "Always...Alcorn" is the easy way to remember how to pronounce Alcorn State University correctly.
- When referring to the "Braves" nickname, the school does not use any Native American logos or paraphernalia with the former mascot Chief Choctaw, but continues to embrace the unconquered spirit of the mighty warriors of the surrounding tribes from the Lorman, Mississippi area in the Choctaw, Chickasaw and Natchez, respectfully.

A Win Over Mississippi State Would —

- Give Head Coach Cedric Thomas his 15th overall career win...

Last Time Out for the Braves —

HUNTSVILLE, Ala. – Alcorn State put together a strong offensive showing but could not overcome an early deficit, falling 41-31 to Alabama A&M on Saturday night at Louis Crews Stadium.

The Braves opened with explosive plays to keep pace in a high-scoring first quarter. Reggie Davis capped a 65-yard drive with a two-yard touchdown run to tie the game at 7-7. Moments later, Jacorian Sewell broke free for an electrifying 80-yard touchdown dash to knot the contest at 14-14.

Despite Alcorn's early response, Alabama A&M's quarterback Cornelious Brown proved difficult to contain, throwing for 260 yards and three touchdowns while adding two rushing scores.

The Bulldogs built a 28-17 halftime lead.

Alcorn narrowed the margin in the second half behind Davis' second rushing touchdown and a 20-yard burst in the third quarter, cutting the deficit to 35-24. In the fourth, quarterback Jaylon Tolbert orchestrated an 80-yard drive capped by an 18-yard touchdown strike to Jarvis Rush, bringing the Braves within 35-31. However, Alabama A&M answered with a late score in the final minute to seal the game.

The Braves tallied 354 yards of total offense, including 186 on the ground. Sewell led the rushing attack with 115 yards on 12 carries, highlighted by his long touchdown run. Davis added 51 yards and two scores, while Tolbert completed 23 of 33 passes for 168 yards and a touchdown without an interception. Rush finished with a team-high seven catches for 53 yards.

On defense, TB Hinton recorded 11 total tackles, while Stemarion Edwards added 10 stops. The Braves held Alabama A&M to just 29 minutes of possession but couldn't overcome critical third-down conversions, as the Bulldogs finished 8-of-14 in that category.

With the loss, Alcorn falls to 0-2 on the season.

The Braves now turn their attention to a challenging road test next weekend, traveling to Starkville to face Mississippi State. Kickoff is set for Saturday, September 13 at 5:00p.m.

2024 ALCORN RANKINGS			
Category	Avg.	NCAA	SWAC
Sacks	2.33	86	8
Tackles for Loss	7.1	14	4
Total Defense	347.2	46	4
Pass Defense	172.0	15	4
Rushing Offense	196.8	15	2
Rushing Defense	175.2	89	8
Pass Eff. Defense	118.62	18	4
Total Offense	345.8	74	5
Scoring Defense	28.00	74	7
Pass Efficiency	104.01	117	12
Turnover Margin	0.17	53	5
Sacks Allowed	2.33	86	8
Scoring Offense	21.8	86	7
Passes Intercepted	11	44	4
Passing Offense	149.1	109	10
Punt Returns	13.50	12	3
Kickoff Returns	18.94	84	9



WEEKLY MEDIA PLANNER: MISSISSIPPI STATE

8 MON	9 TUE	10 WED	11 THU	12 FRI	13 SAT	14 SUN
Practice (7:45 a.m.) Alcorn Practice Fields	Practice (7:45 a.m.) Alcorn Practice Fields	Practice (7:45 a.m.) Alcorn Practice Fields	Practice (7:45 a.m.) Alcorn Practice Fields	NO MEDIA AVAIL- ABILITY	Alcorn State at Mississippi State 5 p.m. Davis Wade Stadium	OFF
Head Coach Cedric Thomas and requested student-athletes will be available to members of the media after practice. SWAC Media Session 10:25-10:35 a.m.	Head Coach Cedric Thomas and requested student-athletes will be available to members of the media after practice. SWAC Media Session 10:25-10:35 a.m.	Head Coach Cedric Thomas and requested student-athletes will be available to members of the media after practice. SWAC Media Session 10:25-10:35	Head Coach Cedric Thomas and requested student-athletes will be available to members of the media after practice. SWAC Media Session 10:25-10:35		Postgame Press Conference Alcorn locker room is closes	

Sewell and Edwards Added to BCF POTY Watch List—

Alcorn State standouts Jacorian Sewell and Stemarion Edwards have been named to the prestigious 2025 Stats Perform HBCU National Player of the Year preseason watch list, recognizing the top talent across Division I HBCU football programs. Sewell, a dynamic running back, is known for his explosive speed, vision, and ability to impact the game as both a rusher and receiver. Edwards, a dominant linebacker and defensive leader, brings relentless energy, sideline-to-sideline range, and a knack for disrupting opposing offenses. Their inclusion highlights Alcorn State's balance of offensive firepower and defensive strength heading into the season.

Braves Land Three On Preseason All-Conference Squad —

Alcorn State Football landed three standout players on the 2025 Preseason All-SWAC Football Team, as announced by the Southwestern Athletic Conference on Saturday. Running back Jacorian Sewell, offensive lineman Ronald Brown, and linebacker Stemarion Edwards each earned First Team honors, highlighting the talent and depth on this year's Braves roster.

Sewell, a dynamic playmaker out of the backfield, returns following a stellar 2024 campaign in which he rushed for 810 rushing yards and five touchdowns on 128 carries, averaging 5.7 yards per attempt. His explosive runs and consistency in critical moments earned him All-SWAC Second Team honors last season, and he now takes his place among the league's elite backs heading into 2025.

Brown anchors the Braves' offensive line and was instrumental in opening lanes for the ground game while protecting the quarterback. The 6-2, 320-pound lineman allowed just one sack in 11 starts during the 2024 season and graded out at over 88% in film evaluations by the coaching staff. His strength and leadership at the point of attack helped Alcorn's offense rack up over 360 yards per game last season.

On the defensive side, Edwards brings back a commanding presence at linebacker. The senior led the Braves with 91 total tackles, including 13.5 tackles for loss, 3 forced fumbles, 2.5 sacks and one interception during the 2024 campaign. His sideline-to-sideline range, physicality, and football IQ solidify him as one of the top defensive players in the SWAC.

Braves Picked to Finish Sixth in SWAC Western Division —

During the 2025 SWAC Football Media Day, the Southwestern Athletic Conference unveiled its annual Preseason Predicted Order of Finish. Alcorn State has been projected to finish second in the SWAC Western Division, reinforcing expectations for a strong campaign under Head Coach Cedric Thomas.

The Braves enter the 2025 season with momentum after a solid showing last year and a talented roster highlighted by several Preseason All-SWAC honorees. Alcorn's predicted second-place finish reflects both respect from league observers and the competitiveness of the Western Division heading into the new season.

Alcorn State By the Colors —

- Alcorn State enjoys a sponsorship package with BSNSports-Nike across all sports as an athletic department, and the Braves will once again be taking the field wearing fully integrated Nike uniforms. Here's a breakdown of this year's color combinations on a game-by-game basis, as picked by Head Coach Cedric Thomas and the players:

WK	Helmet	Jersey	Pants
1	Gold	White	White
2	Purple	White	Purple

Alcorn Football Weekly Media Press Conference —

- Alcorn State hosts weekly media press conferences featuring Head Coach Cedric Thomas and selected Braves student-athletes. The press conference, which begins at 1 p.m., is held every Wednesday throughout the football season inside the media room of Jack Spinks – Marino Casem Stadium. A link to the complete posted press conference will be made available through the Alcorn State Sports YouTube channel immediately afterwards.

MEDIA INFORMATION

COVERING THE BRAVES

Interview requests for student-athletes and/or coaches before or after practice must be submitted by Noon the previous day. Media members wishing to write feature stories should submit feature story requests to Demetrius Howse (dhowse@alcorn.edu) by 3 p.m. Sunday.

Howse and the Alcorn Communications Staff will make every effort to schedule a separate time to accommodate those requests. Because of time constraints and academic/meeting obligations, media members may only request two (2) student-athletes and/or assistant coaches for interviews following practice(s).

SWAC WEEKLY MEDIA SESSION

Alcorn head coach Fred McNair and the league's other 11 coaches will be featured on a weekly zoom session each Monday during the 2023 football season from 10 a.m. to 11:55 a.m., beginning Aug. 28, and concluding Nov. 20.

Each coach will have 10 minutes to make an opening statement and answer questions. There will be an archived video link available of each media session on the Conference's official website (TheSWAC.org) each Monday afternoon.

McNair's scheduled time is 10:25 a.m. to 10:35 a.m. CT each Monday. Media representatives wishing to participate in the teleconference should contact the Andrew Roberts in the SWAC Media Relations Office.

SCHEDULE OF COACHES:

10:00 a.m. SWAC Football Updates
 10:05 a.m. Connell Maynor (Alabama A&M)
 10:15 a.m. Eddie Robinson Jr. (Alabama State)
 10:25 a.m. Fred McNair (Alcorn)
 10:35 a.m. Raymond Woodie (Bethune-Cookman)
 10:45 a.m. Willie Simmons (Florida A&M)
 10:55 a.m. Hue Jackson (Grambling State)
 11:05 a.m. Alonzo Hampton (Arkansas-Pine Bluff)
 11:15 a.m. Kendrick Wade (Mississippi Valley State)
 11:25 a.m. Bubba McDowell (Prairie View A&M)
 11:35 a.m. Eric Dooley (Southern)
 11:45 a.m. Clarence McKinney (Texas Southern)
 11:55 a.m. T.C. Taylor (Jackson State)

ALCORN'S FIRST OFFENSIVE PLAY OF THE SEASON (SINCE 2009)

Aug. 28, 2025	at Northwestern State	L, 10-21	Jacorian Sewell 9-yard rush
Aug. 29, 2024	at UAB	L, 3-41	Jacorian Sewell 3-yard rush
Sept. 2, 2023	at Southern Miss	L, 14-40	Jarveon Howard 1-yard run
Sept. 3, 2022	Stephen F. Austin	L, 31-27	Jarveon Howard 21-yard run
Aug. 28, 2021	vs. N.C. Central	L, 23-14	6-yard pass (Felix Harper to C.J. Bolar)
Aug. 31, 2019	at Southern Miss	L, 38-10	11-yard pass (Noah Johnson to Chris Blair)
Sept. 1, 2018	at Georgia Tech	L, 41-0	PJ Simmons 0-yard run
Sept. 2, 2017	Miles	W, 50-21	25-yard pass (L. Footman to Norlando Veals)
Sept. 10, 2016	vs. Alabama State	W, 21-18	Marquis Warford 5-yard run
Sept. 3, 2015	at Georgia Tech	L, 69-6	Incomplete pass (John Gibbs Jr.)
Aug. 30, 2014	Virginia-Lynchburg	W, 55-7	(-1) yard pass (John Gibbs Jr. to A. Williams Jr.)
Aug. 31, 2013	Edward Waters	W, 63-12	Incomplete pass (John Gibbs Jr.)
Sept. 8, 2012	at James Madison	L, 42-3	Incomplete pass (Darius Smith)
Sept. 3, 2011	vs. Grambling State	L, 21-14	Brandon Bridge 1-yard run

ALCORN STATE MEDIA LIST

Releases Available via Email

Media members interested in receiving Alcorn Football releases via email should send requests to Demetrius Howse (dhowse@alcorn.edu).

Game Day Media Policies

Only working media will be admitted to the Jack Spinks—Marino Casem Stadium press box. Seats will be issued according to the following criteria:

1. State newspapers by circulation, wire services, national publications, newspapers from opponent's area and student newspapers from Alcorn and opposing schools.
2. Other daily newspapers, with preference to those that regularly cover Alcorn.
3. Radio and TV personnel not broadcasting, but considering reporting.
4. Non-daily newspapers, with preference to those which regularly cover Alcorn Football.
5. Professional football scouts.
6. Freelance and/or non-daily writers may be asked to produce copies of actual publications in which their work has appeared. In some cases, these materials will be required as verification of the writers' status.

**2025 SWAC STANDINGS**

	Conf.		Overall		
	W	L	W	L	Stk
EAST					
Jackson State	0	0	1	1	L1
Alabama State	0	0	1	1	W1
Alabama A&M	0	0	1	1	W1
Mississippi Valley State	0	0	0	2	L2
Florida A&M	0	0	0	2	L2
Bethune-Cookman	0	0	0	2	L2

WEST					
Prairie View A&M	1	0	1	1	L1
Grambling State	0	0	1	1	L1
Southern	0	0	1	2	L1
Alcorn State	0	0	0	2	L2
Arkansas-Pine Bluff	0	0	0	2	L2
Texas Southern	0	1	0	2	L2

Week 3 Schedule**September 13**

Tuskegee at Jackson State, 2:00 pm

Alabama A&M at Tennessee State, 3:30 pm

Miles at Alabama State, 4:00 pm

Alcorn State at Mississippi State, 5:00 pm

Bethune-Cookman at SC State, 5:00 pm

Kentucky State at Grambling State, 6:00 pm

Mississippi Valley at Southeastern LA, 6:00 pm

Prairie View A&M at Rice, 6:00 pm

Lamar at Texas Southern, 6:00 pm

Albany State at Florida A&M, 6:00 pm

Lincoln at Arkansas-Pine Bluff, 6:00 pm

Southern at Fresno State, 9:00 pm

All times Central Standard

School (First Place Votes) Points**East**

1. Jackson State _____ 126 points (16)
2. Florida A&M _____ 99 points (3)
3. Alabama State _____ 91 points (2)
4. Alabama A&M _____ 62 points
5. Bethune-Cookman _____ 45 points (1)
6. Mississippi Valley State _____ 24 points

West

1. Southern _____ 120 points (17)
2. Alcorn State _____ 90 points (2)
3. Prairie View A&M _____ 72 points (1)
4. Texas Southern _____ 60 points
5. Grambling State _____ 55 points
6. Arkansas-Pine Bluff _____ 28 points (1)

QUICK FACTS

GENERAL INFORMATION

Location _____ Lorman, Mississippi
 Founded _____ 1871
 Nickname _____ Braves
 Enrollment _____ 2,995
 Interim President _____ Dr. Tracy Cook
 Faculty Athletics Representative _____ Dr. Melissa Mason
 Conference _____ Southwestern Athletic (SWAC)
 National Affiliation _____ NCAA Division I (FCS)
 Colors _____ Purple and Gold
 Print Color _____ Purple (PMS 269) | Gold (PMS 131)
 Stadium _____ Jack Spinks – Marino Casem Stadium
 Constructed _____ 1992
 Capacity _____ 22,500
 Playing Surface _____ Natural Grass
 Postseason Appearances _____ 10
 Postseason Record _____ 4-6
 Last Appearance _____ 2019
 vs. North Carolina A&T (Celebration Bowl) _____ L, 44-64

COACHING STAFF

Head Coach _____ Cedric Thomas (UAPB, 2001)
 Overall Record _____ 14-21 (.412, 3rd season)
 Record at Alcorn State _____ 6-7 (.500, 2nd season)

Assistant Coaches

Jermaine Gales _____ Offensive Coordinator
 Deion Roberson _____ Defensive Coordinator
 Alvin Fosselman III _____ Special Teams Coord./Linebackers
 Ryan Busz _____ Running Backs
 Leroy Frederick _____ Tight Ends
 Derrien Covington _____ Defensive Line
 Dwayne Taylor Jr. _____ Cornerbacks
 Aaron Anguiano _____ Wide Receivers

Support Staff

Leroy Frederick _____ Director of Football Operations
 Barry Gant Jr. _____ Director of Sport Performance
 Roderick Young _____ Director of Sports Medicine
 Kameron January _____ Equipment Manager
 Ronald Williams _____ Video Coordinator

FOOTBALL INFORMATION

2024 Overall Record _____ 6-6
 2024 SWAC Record/Finish _____ 5-3 / 2nd West
 2024 Postseason _____ None
 Offensive System _____ Spread (Multiple)
 Defensive System _____ 4-3 (Multiple)

SOCIAL MEDIA

Website _____ AlcornSports.com
 X _____ @BravesSports | @AlcornStateFB
 Facebook _____ AlcornStateSports
 Instagram _____ @AlcornSports | @Alcornstatefb
 YouTube _____ Alcorn State Sports

RETURNING STARTERS

Starters Returning (5 offense / 5 defense)

Offense (5)

WR Tyler Macon (6-0, 190, R-Sr.)
 WR Tyran Warren (6-4, 180, Jr.)
 RB Jacorian Sewell (5-10, 185, R-Jr.)
 OL Ronald Brown (6-2, 315, Gr.)
 OL Rashawn Gallaspy (6-4, 295, Gr.)

Defense (5)

DL Gideon Spottsville (6-2, 260, Jr.)
 DB Markel McLaurin (5-11, 202, Gr.)
 DB Geoffrey McKelton (6-1, 192, R-Jr.)
 LB Stemarion Edwards (6-0, 220, Gr.)
 LB Jaquez Dews (6-2, 210, Gr.)

PRIMARY FOOTBALL CONTACT

Assoc. AD/Strategic Communications
 Demetrius Howse
 Phone: 601.747.3471 | Email: dhowse@alcorn.edu

DEPARTMENT OF ATHLETICS

Athletics Director _____ E. D'Wayne Robinson
 Assoc. AD _____ Demetrius Howse
 Assoc. AD _____ Dr. Jivanna Smith



#FEARTHEBRAVE



2025 ALCORN STATE BRAVES ROSTER

ALPHABETICAL ROSTER			NUMERICAL ROSTER						
NO	NAME	POS	NO	NAME	POS	HT	WT	CL-EXP	HOMETOWN / HIGH SCHOOL (PREVIOUS SCHOOL)
6	Anderson, Caleb	TE	0	Jarvis Rush	WR	6-4	185	Sr.	Louisville, MS / Louisville HS/University of
4	Anderson, J.	DB	0	Gideon Spottsville	DL	6-4	270	Jr.	Baton Rouge, LA / Southern Lab
98	Andrews, K.	DL	1	Orlandus McLaurin	DB	5-11	204	Gr.	Friendship, MS / Southern Miss
7	Barnes, Brent	DB	1	Neico Sandifer	WR	6-3	210	Jr.	Macon, GA / Central GA Tech College
77	Barton, Jr., Andre	OL	2	Reggie Davis	RB	6-1	205	Sr.	Montgomery, AL / Lee High School / UT Chattanooga
3	Blakes, Omarion	WR	2	Tayvion Haney	DB	6-1	180	Jr.	Little Rock, AR / Parkview High School
84	Borden, Dedrick	TE	3	Omarion Blakes	WR	5-11	192	R-So.	Shaw, MS / M.C. Evans High School
19	Bost, Jady	DL	3	Stemarion Edwards	LB	6-0	220	Gr.	Hollandale, MS / Hinds CC / Hinds CC
55	Brown II, Tramel	OL	4	Jakobie Anderson	DB	5-10	180	Fr.	New Orleans, LA / McDonogh 35 High School
26	Brown, Kameron	DB	4	Jacoby Matthews	WR	5-10	167	Sr.	McComb, MS / North Pike HS / FIU
62	Bryant, Jaden	OL	5	Tyler Macon	WR	6-0	195	Sr.	St. Louis, MO / University of Missouri
12	Burnett, C.	DB	5	Geoffrey Mckelton	DB	6-1	185	R-Jr.	Pahokee, FL / Palmetto Prep / Palmetto Prep
21	Butler, Ricardo	DB	6	Caleb Anderson	TE	6-4	230	Sr.	Brandon, MS / Brandon High School
23	Citizen, Tylan	RB	6	Bakari McCall	DB	6-1	186	Sr.	Shubuta, MS / East Mississippi CC
79	Cooper, Derrick	OL	7	Brent Barnes	DB	6-2	195	Jr.	Birmingham, AL / Colin CC
45	Crowell, Dillon	LB	7	Tyran Warren	WR	6-3	185	Jr.	Picayune, MS / Picayune High School
2	Davis, Reggie	RB	8	Cedric Roberts	LB	6-1	225	So.	Fort Valley, GA / Peach County High
44	DeLoach, Tony	DL	8	Damien Jones	WR	5-11	185	Sr.	Del Valle, TX / Del Valle High School
11	Dew, Jaquez	LB	10	Jaharon Griffin	LB		225	Jr.	Philadelphia, MS / Neshoba Central High / Akron
70	Diallo, Abe	OL	10	Trevahn Lawrence	QB	6-3	195	Gr.	Jacksonville, FL / Mandarin HS / Mandarin HS
33	Diarra, M.	LB	11	Jaquez Dew	LB	6-1	230	Gr.	Ellenwood, GA / Whitefield Academy / Lenoir-Rhyan University
27	Dozier, Kinney	Spec	11	Jaylon Tolbert	QB	6-2	175	Jr.	Ft. Lauderdale FL / Chaminade Madonna HS/ Howard
32	Duke, Andre	LB	12	Christopher Burnett	DB	6-0	177	Jr.	Yazoo City, MS / North Alabama
25	Duvall, D.	Spec	12	Kole Williams	TE	6-2	225	Gr.	Montgomery, AL / Carver Senior High School
66	Edwards, Kriston	OL	13	Deablo Mcgee	WR	6-2	190	Sr.	St. Louis, MO / Central GA Tech College
3	Edwards, S.	LB	13	Clinton McKinney	DB	6-0	180	So.	Tampa, FL / Clearwater Academy International
87	Everett, Dylan	WR	14	Elijah Griffin	WR	6-4	215	Sr.	St. Louis, MO / Chaminade College Prep/Garden City CC
69	Gallaspy, R.	OL	14	Tobias Hinton	OLB	6-2	230	So.	Hattiesburg, MS / Hattiesburg High / Mississippi State
21	Garcia, Lorenzo	Spec	15	Eric Thomas Jr	DL	6-3	245	So.	Columbus, MS / Starkville High
57	Gibson, Brendan	OLB	16	Grandin Willcox	Spec	5-11	225	Sr.	Ocala, FL / Norfolk State
85	Good, Joshua	WR	17	Patrick Kince Jr.	DB	6-2	180	Jr.	Shaw, MS / Coahoma CC
14	Griffin, Elijah	WR	17	Andre Washington	QB	6-4	215	Jr.	Hopkins, S.C. / Ridge View HS / Charlotte
10	Griffin, Jaharon	LB	19	Jady Bost	DL	6-3	265	Gr.	Atlanta, GA / Eastern Kentucky
52	Griffin, Kamari	DL	19	Achilles Ringo	QB	6-3	215	Fr.	Pine Bluff, AR / Mills University Studies HS
2	Haney, Tayvion	DB	20	Traylon Minor	RB	5-9	180	Jr.	Natchez, MS / Natchez High School / Co-Lin
35	Harris, D.K.	TE	20	Deitron Parker	LB		214	Sr.	Baton Rouge, LA / Scottdale Magnet High
97	Harris, Olajahwon	DL	21	Ricardo Butler	DB	5-10	180	Jr.	Alligator, MS / Colin CC
95	Hatcher, L.	DL	21	Lorenzo Garcia	Spec	5-10	165	Sr.	Austin, TX / Austin High School
48	Hill, Jonavon	OLB	22	Carl McDonald Jr.	RB	5-8	180	Fr.	Natchez, MS / Natchez High School
14	Hinton, Tobias	OLB	22	Decorian Patton	DB	5-9	195	Sr.	Cleveland, MS / Cleveland Central High School
31	Houston-Irving, J.	OLB	23	Tylan Citizen	RB	5-10	190	So.	Dusan, LA / Chruch Point High School / UL- Lafayette
91	Jackson, Ejavious	DL	23	Xavier Kately	DB	6-1	200	Gr.	St Martinville, LA / Texas Southern
24	Jasper, Timothy	DB	24	Timothy Jasper	DB	6-0	185	Jr.	Little Rock, AR / University of Arkansas Monticello
8	Jones, Damien	WR	24	Kevin May	RB	5-10	205	Sr.	Jackson, MS / Saint Joe High School
80	Kaho Jr., Jamar	WR	25	Demetrian Duvall	Spec	5-11	185	So.	Akron, OH / Buchtel High School
23	Kately, Xavier	DB	25	Elijah Ruffin	DB	6-1	190	Jr.	Philadelphia, MS / Northwest CC
92	Kenney, Kaden	DL	26	Kameron Brown	DB	5-10	190	Fr.	Prentiss, MS / Jefferson Davis HS
17	Kince Jr., Patrick	DB	27	Kinney Dozier	Spec	6-0	240	Sr.	Lake Worth, FL / Norfolk State
83	Latham, Terrick	WR	27	TaRell Seals	TE	6-5	235	Jr.	Trussville, AL / Hewitt-Trussville High School
10	Lawrence, T.	QB	28	Jacorian Sewell	RB	5-9	195	Gr.	Natchez, MS / Holmes CC / Adams County Christian
29	Lyons, Ernest	DB	28	Tyreke Snow	DB	6-1	183	Jr.	Newton, MS / Jones CC / Jones CC
5	Macon, Tyler	WR	29	Ernest Lyons	DB	6-0	175	Fr.	New Orleans, LA / John F Kennedy High School
75	Magee, Juan	OL	29	Camren Stewart	RB	5-7	190	So.	Zachary, LA / Zachary High School
99	Malloy, Rosco	DL	30	Jaylen McCroy	DB	5-10	187	Jr.	Shaw, MS / Hinds CC
81	Mann, Kellon	TE	31	Jakel Houston-Irving	OLB	6-3	228	Fr.	Natchez, MS / Natchez High
82	Martin, Trayvone	WR	32	Andre Duke	LB	6-0	205	Jr.	Houston, TX / Pearland High
4	Matthews, J.	WR	33	Mahamadou Diarra	LB	6-0	208	Jr.	Memphis, TN / Whitehaven HS
24	May, Kevin	RB	35	D.K. Harris	TE	6-2	291	Jr.	Clarksdale, MS / Grambling State
6	McCall, Bakari	DB	38	Devin Tribble	DB	5-10	190	Fr.	Heidelberg, Ms / Heidelberg High School
30	McCroy, Jaylen	DB	40	Christopher Walley	DL	6-2	260	Sr.	Stateline, MS / Holmes CC / Wayne County HS
22	McDonald Jr., C.	RB	41	Simeon Washington	DB	6-2	190	Fr.	New Orleans, LA / McDonogh 35 High School
13	Mcgee, Deablo	WR	44	Tony DeLoach	DL	6-2	295	Jr.	Macon, MS / East Central CC/ Noxubee County HS
			45	Dillon Crowell	LB	6-1	209	Jr.	Hattiesburg, MS / Hattiesburg High
			47	Kenyan Mckanstry	OLB	6-4	215	So.	Tuscaloosa, AL / Paul W Bryant HS / Independence CC
			48	Jonavon Hill	OLB	5-10	225	Jr.	Richmond, CA / Novato High School / Laney CC
			50	Derrick Sinegal Jr.	LB	6-0	230	Jr.	Lafayette, La. / Camden County HS / Bethune-Cookman
			51	Landen Sewell	OL	6-0	295	Jr.	Natchez, Miss / Natchez HS / Pear River CC
			52	Kamari Griffin	DL	6-3	235	So.	Aventura, FL / Dr.Michael K. Krop HS
			55	Tramel Brown II	OL	6-2	320	Gr.	Gainesville, FL / Tenn. State

2025 ALCORN STATE BRAVES ROSTER

56	Jordan Towns	OL	6-5	320	Jr.	Charlotte,NC / LA Valley College	NO	NAME	POS
57	Brendan Gibson	OLB	6-5	215	Sr.	Jackson, MS / East Central CC	47	Mckanstry, Kenyen	OLB
58	Jaden Nguyen	OL	6-3	315	Jr.	Austin,TX / Cisco Community College	5	Mckelton, Geoffrey	DB
59	Ahmad Thompson	DL	6-2	265	Jr.	Tylertown,MS / Tylertown HS / Delta State	13	Mckinney, Clinton	DB
62	Jaden Bryant	OL	6-4	344	Jr.	Norfolk,VA / Norfolk State	1	McLaurin, Orlandus	DB
65	Cheikh Sall	OL	6-3	225	Fr.	Chicago, IL / Summer Creek High School	20	Minor, Traylon	RB
66	Kriston Edwards	OL	6-0	435	Fr.	Jackson, MS / Lanier High School	58	Nguyen, Jaden	OL
67	Cameran Rogers	OL	6-4	330	So.	Theodore,AL / Theodore High School	88	Palmer, Deshawn	DL
69	Rashawn Gallaspy	OL	6-3	320	Gr.	Slidell,LA / Alabama State / Copiah-Lincoln CC	20	Parker, Deitron	LB
70	Abe Diallo	OL	6-6	305	So.	Seffner,FL / Armwood High School	22	Patton, Decorian	DB
73	Shar'Dez Taylor	OL	6-4	312	So.	Vicksburg,MS / East Mississippi CC	74	Pickett, Jackson	OL
74	Jackson Pickett	OL	6-4	300	So.	Decatur,GA / Tucker High School	19	Ringo, Achilles	QB
75	Juan Magee	OL	6-2	313	Sr.	Rolling Fork,MS / Heidelberg High School	8	Roberts, Cedric	LB
77	Andre Barton, Jr.	OL	6-5	282	Jr.	Garland,TX / UTEP	67	Rogers, Cameran	OL
79	Derrick Cooper	OL	6-4	330	Fr.	Rancho Cucamonga,CA / Rancho Cucamonga HS	94	Rogers, Franklin	Spec
80	Jamar Kaho Jr.	WR	6-4	195	Jr.	Natchez, MS / Adams County Christian/Jones CC	25	Ruffin, Elijah	DB
81	Kellon Mann	TE	6-2	200	Fr.	Louisville, MS / Louisville High School	0	Rush, Jarvis	WR
82	Trayvone Martin	WR	5-10	175	Jr.	Alexandria, LA / Del Valle HS	65	Sall, Cheikh	OL
83	Terrick Latham	WR	5-8	160	Jr.	Mound Bayou, MS / Coahoma CC	1	Sandifer, Neico	WR
84	Dedrick Borden	TE	6-4	245	Sr.	Birmingham, AL / Minor High School	27	Seals, Ta'Rell	TE
85	Joshua Good	WR	5-11	175	So.	Ridgeland, MS / Ridgeland HS	28	Sewell, Jacorian	RB
87	Dylan Everett	WR	5-9	160	Fr.	Madison, MS / Germantown HS	51	Sewell, Landen	OL
88	Deshawn Palmer	DL	6-2	310	Jr.	Cleveland, MS / Co-Lin CC/ Cleveland Central HS	93	Shaffer, Gregory	Spec
91	Ejavious Jackson	DL	6-1	305	Jr.	Scooba, MS / Miss Valley State/ Kemper County HS	50	Sinegal Jr., Derrick	LB
92	Kaden Kenney	DL	6-1	280	Sr.	Kilgore, TX / Kilgore HS / Kilgore JC	28	Snow, Tyreke	DB
93	Gregory Shaffer	Spec	5-11	218	So.	Bentonla, MS / Yazoo City High School	0	Spottsville, Gideon	DL
94	Franklin Rogers	Spec	6-4	220	Sr.	Union, KY / Charleston Southern	29	Stewart, Camren	RB
95	Lamarian Hatcher	DL	6-1	310	Jr.	Selma, AL / Tyler CC/ Harker Heights HS	73	Taylor, Shar'Dez	OL
97	Olajahwon Harris	DL	6-0	295	Sr.	Pascagoula, MS / Peal River CC/ Lane College	15	Thomas Jr, Eric	DL
98	Kenneth Andrews	DL	6-3	285	Jr.	Clinton, MS / Co-Lin CC/ Clinton HS	59	Thompson, Ahmad	DL
99	Rosco Malloy	DL	6-1	305	Jr.	Anniston, AL / East Miss CC/ Anniston HS	11	Tolbert, Jaylon	QB
							56	Towns, Jordan	OL
							38	Tribble, Devin	DB
							40	Walley, Christopher	DL
							7	Warren, Tyran	WR
							17	Washington, Andre	QB
							41	Washington, S.	DB
							16	Willcox, Grandin	Spec
							12	Williams, Kole	TE

COACHING STAFF

Head Coach: Cedric Thomas
Offensive Coord.: Jermaine Gales
Defensive Coord.: Deion Roberson
Spec. Teams Coord./Linebackers:Alvin Fosselman
Running Backs: Ryan Busz
Offensive Line: Trumaine Watson
Tight Ends: Leroy Frederick
Wide Receivers: Aaron Anguiano
Nickles: Tavarian McCullum
Defensive Line: Derrien Covington
Cornerbacks: Dwayne Taylor Jr.

SUPPORT STAFF

Assoc. AD Strategic Communications: Demetrius Howse
Assoc. AD Academics: Jivanna Smith
Director of Football Operations: Leroy Frederick
Quality Control (Offense/Defense): Ronald Williams
Director of Sport Performance: Barry Grant, Jr.
Director of Sports Medicine: Roderick Young
Academic Advisor: Angel Brooks-Thomas
Equipment Coordinator: Kameron January

**2025 ALCORN DEPTH CHART • GAME 2 vs. Mississippi State****OFFENSE**

LT	70	ABE DIALLO	6-6, 305, So.
	77	Andre Barton Jr.	6-5, 282, Jr.
LG	67	CAMERON ROGERS	6-4, 330, So.
	79	Derrick Cooper	6-4, 330, Fr.
C	55	TRAMEL BROWN II	6-2, 320, Gr.
	58	Jaden Nguyen	6-3, 315, Jr.
RG	62	JADEN BRYANT	6-4, 344, Jr.
	74	Jackson Pickett	6-4, 300, So.
RT	69	RASHAWN GALLASPY	6-3, 320, Gr.
	73	Shar'dez Taylor	6-4, 312, So.
WR	0	JARVIS RUSH	6-4, 185, Sr.
	13	Deablo McGee	6-2, 190, Sr.
WR	7	TYRAN WARREN	6-3, 185, Jr.
	14	Elijah Griffin	6-4, 215, Sr.
WR	3	OMARION BLAKES	5-11, 192, R-Sr.
	5	Tyler Macon	6-0, 195, Sr.
TE	84	DEDRICK BORDEN	6-4, 245, Sr.
	12	Kole Williams	6-2, 225, Gr.
QB	11	JAYLON TOLBERT	6-2, 175, Jr.
	17	Andre Washington	6-4, 215, Jr.
RB	28	JACORIAN SEWELL	5-9, 195, Gr.
	5	Reggie Davis	6-1, 205, Sr.

SPECIALISTS

PK	16	GRANDIN WILLCOX	5-11, 225, Sr.
	21	Lorenzo Garcia	5-10, 165, Sr.
KO	16	GRANDIN WILLCOX	5-11, 225, Sr.
P	25	DEMETRION DUVALL	5-11, 185, Gr.
	27	Kinney Dozier	6-0, 240, Sr.
LS	27	KINNEY DOZIER	6-0, 240, Sr.
	26	Kameron Brown	5-10, 190, So.
SS	93	GREGORY SHAFFER	5-11, 218, So.
	27	Kinney Dozier	6-0, 240, Sr.
HO	94	FRANKLIN ROGERS	6-4, 220, Sr.
	10	Tre Lawrence	6-3, 195, Gr.
PR	3	OMARION BLAKES	5-11, 192, R-So.
	4	Jacoby Matthews	5-10, 167, Sr.
KR	23	TYLAN CITIZEN	5-10, 190, So.
	4	Jacoby Matthews	5-10, 167, Sr.

DEFENSE

DE	0	GIDEON SPOTSVILLE	6-4, 270, Sr.
	19	Jadyn Bost	6-3, 265, Gr.
DT	92	KADEN KENNEY	6-1, 280, Sr.
	88	Deshawn Palmer	6-2, 310, Jr.
NT	98	KENNETH ANDREWS	6-3, 285, Jr.
	99	Rosco Malloy	6-1, 305, Jr.
DE	15	ERIC THOMAS JR	6-3, 245, So.
	14	Tobias Hinton	6-2, 230, So.
MIKE	3	STEMARION EDWARDS	6-0, 220, Gr.
	10	Jaharon Griffin	6-0, 225, Jr.
SAM	11	JAQUEZ DEWS	6-1, 230, Gr.
	8	Cedric Roberts	6-1, 225, So.
LCB	17	PATRICK KINCE JR	6-2, 180, Jr.
	21	Ricardo Butler	5-10, 180, Jr.
FS	25	ELIJAH RUFFIN	6-1, 190, Jr.
	6	Bakari McCall	6-1, 186, SR.
NICK	1	MARKEL MCLAURIN	5-11, 204, Gr.
	7	Brent Barnes	6-2, 195, Jr.
ROV	24	TIMOTHY JASPER	6-0, 185, Jr.
	13	Clinton McKinney	6-0, 180, So.
RCB	2	TAYVION HANEY	6-1, 180, Jr.
	4	Jakobie Anderson	5-10, 180, Fr.



Cedric Thomas

2nd Season

Cedric Thomas enters his second season as the head coach of Alcorn State Football. Thomas is the 22nd head coach in program history.

Thomas led the football program to a 6-6 record in his first season with wins over Grambling State, Texas Southern and Prairie View A&M just to name a few. The team 2024 team finished 2nd in the Southwestern Athletic Conference Western Division. The Braves finished with six student-athlete receiving All-SWAC postseason honors, including three first team selections.

A seasoned leader, Coach Thomas rejoined the Alcorn State football staff in March of 2022 as the defensive coordinator. The Cleveland, Mississippi native takes the reigns of the program after a prior stint as the defensive back coach from 2012-2015 and the defensive coordinator in 2016 and 2017.

During his previous eight seasons with the Braves, Alcorn won four straight SWAC Eastern Division titles, including back-to-back SWAC titles in 2014 and 2015, and participated in the inaugural Celebration Bowl.

Before returning to Alcorn, Thomas spent the 2021 season as the head football coach of his junior college alma mater Mississippi Delta Community College. He led the Trojans to a 5-4 season with three student athletes receiving Mississippi Association of Community Colleges Conference All-Conference awards.

Thomas spent the 2020 season as the defensive back coach at the University of Southern Mississippi after a two-year stint as the head football coach at the University of Arkansas-Pine Bluff, his undergraduate alma mater.

During his two years in Pine Bluff, Thomas helped lead the Golden Lions to a four-win improvement, as UAPB tripled their win total from two wins to six wins from 2018 to 2019. He coached 14 All-SWAC honorees, including nine first-team selections.

Thomas served as the running backs coach at the University of Tennessee-Martin in 2002 before coming to MDCC in 2003, where he also spent the 2004 season. After a two-year term at Itawamba Community College in 2005 and 2006, he returned to MDCC for the 2007-2011 seasons.

The former MDCC and UAPB standout earned an Associate of Arts degree from MDCC in 1998, a bachelor's degree in recreation in 2001 from UAPB, and a master's degree in administration from Alcorn State University in 2015.

The former East Side High School graduate is married to Kelunda, and the couple has one daughter, Loegan. Thomas also has a son, Cedric Jr.

THOMAS FILE

2002-2003	Running backs coach - UT-Martin
2003-2004	MDCC
2005-2006	Itawamba CC
2007-2011	MDCC
2012-2015	Defensive Backs Coach - Alcorn State
2016-2017	Defensive Coordinator - Alcorn State
2018-2019	Head Coach, UAPB
2020-2021	Defensive Back Coach - Southern Miss.
2021-2022	Head Coach, MDCC
2022- 2023	Defensive Coordinator - Alcorn State
2024-	Head Coach, Alcorn State

EDUCATION

Miss. Delta CC	1998 (A.A.)
UAPB	2001 (B.A., Recreation)
Alcorn State	2015 (M.S., Admin.)



HEAD COACHES BY CHRONOLOGICAL ORDER

Octavius T. Henderson (1921)
O. A. Ross (1922–1933)
W. Morton (1934–1935)
A.A. Abraham (1936, 38, 41-42)
L. Harris (1937, 1939-40)
[No team] (1943–1944)
J. Anderson (1945)
Reuben Alba (1946)
W. Felix Harris (1947)
Dwight Fisher (1948–1956)
W. Broadus (1957)
E. E. Simmons (1958-1959)

Franklin Purnell (1960–1963)
Marino Casem (1964–1985)
Theophilus Danzy (1986–1990)
Cardell Jones (1991–1997)
Johnny Thomas (1998–2007)
Ernest T. Jones (2008)
Earnest Collins, Jr. (2009–2010)
Melvin Spears (2011)
Jay Hopson (2012–2015)
Fred McNair (2016-2023)
Cedric Thomas (2024-Present)

HEAD COACHES BY WINS

1.Marino Casem, 132-65-8
2.Dwight Fisher, 55-28-7
3.O.A. Ross, 44-15-12
4.Cardell Jones, 43-31-2
5.Johnny Thomas, 34-43
6.Jay Hopson, 32-17*
(2012-13 vacated)
7.Fred McNair, 30-19
8.Theo Danzy, 26-22
t9. A.A. Abraham, 14-8-7
t9. Franklin Purnell, 14-20

11.L. Harris, 10-10-1
12.Earnest Collins Jr., 8-12-1
13. Cedric Thomas, 6-6
14.O.T. Henderson, 4-0
15.E.E. Simmons, 3-14
t16. Ernest T. Jones, 2-10
t16. Melvin Spears, 2-8
t16. W. Morton, 1-7-1
t16. Reuben Alba, 1-8
t16. W. Broadus, 1-8
21. J. Anderson, 0-2

HOME VENUES

Henderson Stadium (40 years). The stadium opened in 1952 after O.T. Henderson, the first coach, with a peak capacity of 10,000. It remained the home of the Alcorn State University track & field program until 2018 when it was renamed as the Mildrette Netter-White Track & Field.

Spinks-Casem Stadium (28 years). It was constructed by architect Cooke Douglass Farr Lemons and opened in 1992. It has a playing surface of natural grass with a capacity of 22,500. The stadium is also the home of the Alcorn State soccer program. It is named after John Robert "Jack" Spinks (Aug. 15 1930 - Sept. 29, 1994) who played five seasons in the NFL. He was the first-ever Brave to play in the NFL and was drafted by the Pittsburgh Steelers in 1952.

ALL-TIME CLASSIFICATIONS

1964-1969: NAIA Division I

1965-1972: NCAA College Division

1973-1976: NCAA Division II

1977: NCAA Division I

1978-present: NCAA Division I-AA/FCS

ALL-TIME CONFERENCE MEMBERSHIP

1921-1942: Independent

1945-1962: South Central Athletic Conference (SCAC)

1962-present: Southwestern Athletic Conference (SWAC)



CHAMPIONSHIPS/POST SEASON

17 CONFERENCE CHAMPIONSHIPS

1947 - SCAC
1950 - SCAC
1951 - SCAC
1952 - SCAC
1968 - SWAC
1969 - SWAC
1970 - SWAC
1974 - SWAC
1976 - SWAC
1979 - SWAC
1984 - SWAC
1992 - SWAC
1994 - SWAC
2014 - SWAC
2015 - SWAC
2018 - SWAC
2019 - SWAC

FIVE BLACK COLLEGE NATIONAL CHAMPIONSHIPS


1968
1969
1974
1984
2014

6 DIVISION CHAMPIONSHIPS

2014 - SWAC East Division
2015 - SWAC East Division
2016 - SWAC East Division
2017 - SWAC East Division
2018 - SWAC East Division
2019 - SWAC East Division

THREE FCS PLAYOFFS & FOUR BOWL APPEARANCES


1968 - Orange Blossom Bowl
(Win, 36-9 over Florida A&M)
1984 - Playoffs
1992 - Playoffs
1994 - Playoffs
2015 - Celebration Bowl
2018 - Celebration Bowl
2019 - Celebration Bowl




THEOPHILUS
DANZY



MARINO
CASN



FRED
MCNAIR



FRANKLIN
PURNELL

YEAR-BY-YEAR RESULTS SINCE JOINING THE SWAC

Year	Head Coach	Overall	SWAC	Place
1962	Franklin Purnell	4-5	2-5	7th
1963	Franklin Purnell	3-7	0-7	8th
1964	Marino Casem	5-5	3-4	T-4th
1965	Marino Casem	3-5-1	2-4-1	7th
1966	Marino Casem	5-3-2	2-3-2	7th
1967	Marino Casem	4-5	3-4	T-5th
1968\$!	Marino Casem	9-1	6-1	T-1st
1969\$	Marino Casem	8-0-1	6-0-1	1st
1970	Marino Casem	8-1	6-0	1st
1971	Marino Casem	6-3	4-2	3rd
1972	Marino Casem	5-3-1	4-1-1	3rd
1973	Marino Casem	7-2-1	3-2-1	3rd
1974\$	Marino Casem	9-2	5-1	T-1st
1975	Marino Casem	6-3-1	3-3	T-4th
1976	Marino Casem	8-2	5-1	1st
1977	Marino Casem	3-8	2-4	T-4th
1978	Marino Casem	5-4-1	2-3-1	4th
1979	Marino Casem	8-2	5-1	T-1st
1980	Marino Casem	6-4	3-3	T-3rd
1981	Marino Casem	5-5	3-3	4th
1982	Marino Casem	5-6	3-3	4th
1983	Marino Casem	7-3	4-3	5th
1984\$#	Marino Casem	9-1	7-0	1st
1985	Marino Casem	7-3	5-2	3rd
1986	Theophilus Danzy	5-5	5-2	2nd
1987	Theophilus Danzy	6-3	5-2	2nd
1988	Theophilus Danzy	6-4	4-3	T-3rd
1989	Theophilus Danzy	7-3	5-2	T-2nd
1990	Theophilus Danzy	2-7	2-4	T-5th
1991	Cardell Jones	7-2	4-2-1	2nd
1992%	Cardell Jones	7-4	7-0	1st
1993	Cardell Jones	8-3	6-1	2nd
1994%	Cardell Jones	8-3-1	6-1	T-1st
1995	Cardell Jones	4-7	3-4	5th
1996	Cardell Jones	4-7	3-4	5th
1997	Cardell Jones	4-7	4-4	T-4th
1998	Johnny Thomas	5-6	3-5	T-6th
1999	Johnny Thomas	3-7	1-3	T-3rd (E)
2000	Johnny Thomas	0-11	0-5	5th (E)

**YEAR-BY-YEAR RESULTS SINCE JOINING THE SWAC**

Year	Head Coach	Overall	SWAC	Place
2001	Johnny Thomas	6-5	5-2	3rd (E)
2002	Johnny Thomas	6-5	4-4	3rd (E)
2003	Johnny Thomas	7-5	5-2	2nd (E)
2004	Johnny Thomas	7-4	4-3	3rd (E)
2005	Johnny Thomas	6-5	5-4	3rd (E)
2006	Johnny Thomas	6-5	5-4	3rd (E)
2007	Johnny Thomas	2-8	2-7	4th (E)
2008	Ernest T. Jones	2-10	2-8	4th (E)
2009	Earnest Collins Jr.	3-6-1	3-4-1	2nd (E)
2010	Earnest Collins Jr.	5-6	4-5	3rd (E)
2011	Melvin Spears	2-8	1-8	4th (E)
2012*	Jay Hopson	*4-7	4-5	5th (E)
2013*	Jay Hopson	*9-3	7-2	T-2nd (E)
2014\$	Jay Hopson	10-3	7-2	1st/1st (E)
2015^	Jay Hopson	9-4	7-2	1st/1st (E)
2016	Fred McNair	5-6	5-4	2nd/1st (E)
2017	Fred McNair	7-5	5-2	2nd/1st (E)
2018^	Fred McNair	9-4	6-1	1st/1st (E)
2019^	Fred McNair	9-4	6-1	1st/1st (E)
2020	Fred McNair			
2021	Fred McNair	6-5	5-3	2nd (W)
2022	Fred McNair	5-6	4-4	4th (W)
2023	Fred McNair	7-4	6-2	T-1st (W)
2024	Cedric Thomas	6-6	5-3	2nd (W)
2025	Cedric Thomas	0-2	0-0	

* Wins vacated by NCAA | \$ Black National Champions (Five Times)

NCAA Division I-AA Quarterfinal | ! Orange Blossom Classic

% NCAA Division I-AA Playoffs (Two Times) | ^ Celebration Bowl (Three Times)

YEAR-BY-YEAR SCHEDULES & RESULTS

1930 (O. A. Ross), 4-3

Arkansas-Pine Bluff	W, 18-12
Prairie View A&M	L, 6-24
Mississippi Industrial	W, 38-0
Southern	L, 13-33
New Orleans (LA)	W, 21-13
Tougaloo	W, 14-0
Tuskegee	L, 0-57

1931 (O. A. Ross), 1-4-2

Campbell (MS)	W, 49-12
Tougaloo	L, 7-18
Prairie View A&M	L, 0-39
Leland	T, 0-0
Jackson State	L, 6-19
LeMoyne-Owen	T, 6-6
Rust	L, 0-2

1932 (O. A. Ross), 5-1-1

Leland	W, 24-21
Okolona	W, 72-0
Jackson State	W, 19-7
Prairie View A&M	L, 0-23
Tougaloo	W, 45-0
Jackson State	W, 52-0
Rust	T, 0-0

1933 (O. A. Ross), 5-0-1

Tougaloo	W, 7-0
Leland	T, 0-0
Xavier (LA)	W, 7-0
Rust	W, 19-6
Jackson State	W, 6-0
Shorter (AR)	W, 20-6

1934 (W. Morton), 5-2-2

Okolona	W, 6-0
Tougaloo	T, 0-0
Jackson State	W, 7-6
Mississippi Industrial	W, 6-0
Leland	W, 25-0
Xavier (LA)	L, 0-12
Langston	W, 6-0
Shorter (AR)	T, 0-0
Alabama State	L, 0-6

1935 (W. Morton), 3-5

Tennessee State	L, 0-25
LeMoyne-Owen	L, 0-44
Okolona	W, 27-0
Leland	W, 25-0
Rust	W, 13-0
Alabama State	L, 0-19
Tougaloo	L, 0-6
Florida A&M	L, 0-7

1936 (A.A. Abraham), 2-1-4

Philander Smith	T, 0-0
Southern	T, 0-0
Leland	T, 0-0
Rust	L, 6-7
Tougaloo	T, 0-0
Campbell (MS)	W, 58-0
Florida A&M	W, 12-7

1937 (L.T. Harris), 5-3-1

Philander Smith	L, 0-14
Southern	L, 0-25
Shorter (AR)	W, 70-0
Mississippi Industrial	W, 13-0
Leland	W, 14-0
Rust	W, 25-0
Tougaloo	T, 0-0
Campbell (MS)	W, 33-0
Lane	L, 6-32

1938 (A.A. Abraham), 6-0-2

Philander Smith	W, 2-0
Leland	W, 12-0
Mississippi Industrial	W, 27-0
Jackson State	W, 29-0
Rust	T, 6-6
Tougaloo	T, 6-6
Campbell (MS)	W, 71-6
Alabama A&M	W, 19-6

1939 (L.T. Harris), 5-4-1

Philander Smith	W, 7-0
Leland	L, 0-22
Jackson State	T, 0-0
Mississippi Industrial	W, 22-0
Jarvis Christian	W, 6-0
Rust	W, 67-0
Tougaloo	L, 0-12
Campbell (MS)	W, 21-6
Alabama State	L, 0-6
Alabama A&M	L, 2-37

1940 (L.T. Harris), 7-3

Philander Smith	W, 16-6
Leland	W, 9-0
Mississippi Industrial	W, 34-0
Jarvis Christian	W, 6-3
Rust	W, 13-0
Tougaloo	W, 6-2
Campbell (MS)	W, 59-6
Alabama State	L, 6-26
Alabama A&M	L, 7-21
South Carolina State	L, 7-21

1941 (A.A. Abraham), 3-5-1

Arkansas-Pine Bluff	L, 0-13
Leland	L, 6-7
Jarvis Christian	W, 12-6
Tougaloo	T, 0-0
Rust	W, 21-0
Alabama A&M	L, 0-7
South Carolina State	L, 3-25
Mississippi Industrial	W, 13-7
Bishop	L, 0-9

1942 (A.A. Abraham), 3-2

Mississippi Industrial	W, 27-0
Okolona	W, 76-0
Grambling State	L, 0-27
Leland	L, 19-20
Tougaloo	W, 39-0

1945, 0-2

Alabama A&M	L, 13-14
Lane	L, 0-82

**YEAR-BY-YEAR SCHEDULES & RESULTS****1946 (Reuben Alba), 1-8**

Alabama A&M	L, 14-19
Philander Smith	L, 0-28
Jackson State	L, 0-6
LeMoyne-Owen	L, 6-38
Mississippi Industrial	L, 6-12
Rust	L, 0-2
South. Christian (MS)	W, 69-0
Grambling State	L, 0-41
Tougaloo	L, 0-31

1947 Leroy Harris), 9-1

Okolona	W, 66-0
Rust	W, 24-0
Philander Smith	W, 20-0
South. Christian (MS)	W, 75-0
Mississippi Industrial	W, 19-0
Jackson State	W, 13-0
Tougaloo	W, 7-0
Tennessee State	L, 7-66
Tillotson	W, 13-6
Leland	W, 26-7

1948 (Dwight Fisher), 6-5-1

Okolona	W, 54-0
Dunbar	W, 33-0
Tennessee State	L, 0-48
Jarvis Christian	L, 12-14
Philander Smith	L, 7-26
Mississippi Industrial	W, 19-6
Jackson State	L, 0-12
Tougaloo	W, 19-12
Rust	T, 6-6
Tillotson	L, 0-13
Leland	W, 50-0
Arkansas Baptist	W, 20-6

1949 (Dwight Fisher), 7-1-2

Campbell (MS)	W, 46-6
Jarvis Christian	W, 19-0
Philander Smith	W, 32-0
Mississippi Industrial	W, 60-0
Jackson State	W, 6-0
Tougaloo	W, 27-12
Rust	W, 45-6
Tillotson	T, 20-20
Grambling State	T, 7-7
Florida A&M	L, 7-55

1950 (Dwight Fisher), 8-2

Bishop	W, 31-14
Central State	L, 6-7
Edward Waters	W, 66-0
Philander Smith	W, 39-0
Mississippi Industrial	W, 24-6
Jackson State	W, 19-14
Tougaloo	W, 46-2
Lincoln (MO)	W, 45-6
Paul Quinn	W, 37-12
Tillotson	L, 6-7

1951 (Dwight Fisher), 8-3

Bishop	W, 44-0
Kentucky State	W, 16-6
Southern	W, 19-13
Philander Smith	W, 2-0
Mississippi Industrial	W, 32-6
Jackson State	W, 18-6
Tougaloo	W, 25-0
Lincoln (MO)	L, 14-25
Texas Southern	L, 14-19
Paul Quinn	W, 13-0
Morris Brown	L, 0-21

1952 (Dwight Fisher), 6-5

Arkansas-Pine Bluff	W, 33-13
Paul Quinn	W, 39-0
Southern	L, 6-27
Mississippi Industrial	W, 19-0
Texas College	L, 9-25
Jackson State	W, 13-0
Lincoln (MO)	L, 12-14
Texas Southern	L, 0-19
Tougaloo	W, 39-0
Grambling State	L, 13-27
Mississippi Industrial	W, 25-12

1953 (Dwight Fisher), 3-5-1

Paul Quinn	W, 21-0
Southern	L, 0-33
Mississippi Industrial	W, 19-13
Texas College	L, 0-6
Lincoln (MO)	L, 0-46
Arkansas-Pine Bluff	T, 6-6
Texas Southern	L, 6-14
Tougaloo	W, 76-0
Jackson State	L, 0-19

1954 (Dwight Fisher), 6-2-2

Miss. Vocational	W, 6-0
Grambling State	W, 26-6
Southern	L, 19-0
Miss. Industrial	W, 20-6
Texas College	W, 13-12
Lincoln	L, 14-6
Arkansas AM&N	T, 0-0
Texas Southern	T, 6-6
Tougaloo	W, 37-6
Jackson State	W, 19-13

1955 (Dwight Fisher), 5-5-1

Miss. Vocational	W, 25-12
Grambling State	L, 13-6
Southern	T, 18-18
Miss. Industrial	L, 19-13
Jackson State	L, 14-0
Texas College	W, 15-0
Lincoln	L, 14-6
Arkansas AM&N	W, 19-2
Tennessee State	L, 26-18
Tougaloo	W, 46-0
Paul Quinn	W, 10-0

1956 (Dwight Fisher) 4-6

Miss. Vocational	L, 24-0
Grambling State	L, 33-12
Southern	L, 36-13
Miss. Industrial	W, 37-10
Jackson State	L, 37-20
Wiley	W, 18-14
Paul Quinn	W, 33-21
Arkansas AM&N	L, 12-8
Tennessee State	L, 52-6
Tougaloo	W, 51-0

1957 (W. Broadus), 1-7

Mississippi Valley	L, 7-21
Grambling State	L, 0-53
Southern	L, 0-47
Mississippi Industrial	W, 18-0
Jackson State	L, 0-40
Wiley	L, 7-46
Arkansas-Pine Bluff	L, 7-13
Paul Quinn	L, 6-12

YEAR-BY-YEAR SCHEDULES & RESULTS

1958 (E.E. Simmons), 0-9

Mississippi Valley	L, 9-13
Grambling State	L, 6-48
Southern	L, 0-56
Mississippi Industrial	L, 6-8
Jackson State	L, 6-69
Wiley	L, 0-74
Arkansas-Pine Bluff	L, 6-28
Paul Quinn	L, 8-12
Rust	L, 0-20

1959 (E.E. Simmons), 3-5

Leland	W, 42-6
Rust	W, 8-6
Wiley	L, 16-6
Jackson State	L, 21-12
Miss. Industrial	L, 8-6
Mississippi Valley	W, 20-8
Arkansas AM&N	L, 39-12
Paul Quinn	L, 31-6

1960 (Franklin Purnell), 3-4-0

Arkansas AM&N	L, 34-0
Rust	W, 14-12
Wiley	L, 8-0
Jackson State	L, 26-0
Miss. Industrial	L, 19-12
Mississippi Valley	W, 8-6
Paul Quinn	W, 16-14

1961 (Franklin Purnell), 6-4

Arkansas AM&N	W, 20-18
Rust	W, 52-0
Wiley	W, 10-0
Mississippi Valley	W, 34-0
Miss. Industrial	W, 14-12
Prairie View A&M	L, 37-7
Paul Quinn	W, 20-0
Grambling State	L, 49-0
Jackson State	L, 28-20

1962 (Franklin Purnell), 4-5 **(2-5 SWAC)**

Rust	W, 52-0
Wiley	L, 28-7
Jackson State	L, 34-0
Texas Southern	W, 39-15
Southern	W, 21-14
Arkansas AM&N	L, 10-7
Mississippi Valley	W, 21-13
Prairie View A&M	L, 56-7
Grambling State	L, 48-7

1963 (Franklin Purnell) 3-7 **(0-7 SWAC)**

Miss. Industrial	W, 31-16
Grambling State	L, 40-23
Wiley	L, 10-7
Rust	W, 29-6
Jackson State	L, 22-13
Texas Southern	L, 38-22
Southern	L, 27-19
Arkansas AM&N	L, 21-10
Mississippi Valley	W, 32-18
Prairie View A&M	L, 44-20

1964 (Marino Casem), 5-5, **(3-4 SWAC)**

Grambling State	L, 32-14
Wiley	W, 14-6
Rust	W, 14-6
Jackson State	W, 27-8
Texas Southern	L, 26-24
Southern	W, 21-3
Arkansas AM&N	L, 28-10
Mississippi Valley	L, 8-6
Prairie View A&M	L, 44-0
Miss. Industrial	W, 50-0

1965 (Marino Casem) 3-5-1 **(2-4 SWAC)**

Grambling State	L, 26-13
Jackson State	L, 21-6
Wiley	W, 27-6
Texas Southern	W, 14-6
Southern	L, 41-7
Arkansas AM&N	T, 10-10
Mississippi Valley	W, 15-14
Bishop	L, 38-14
Prairie View A&M	L, 17-14

1966 (Marino Casem), 5-3-2 **(2-3-2 SWAC)**

Paul Quinn	W, 70-0
Grambling State	L, 14-13
Jackson State	T, 25-25
Wiley	W, 21-2
Texas Southern	L, 16-7
Southern	T, 14-14
Arkansas AM&N	L, 34-28
Mississippi Valley	W, 34-19
Prairie View A&M	W, 19-10
Bishop	W, 52-18

1967 (Marino Casem) 5-4 **(3-4 SWAC)**

Paul Quinn	W, 101-0
Grambling State	L, 13-7
Jackson State	L, 7-6
Wiley	W, 69-0
Texas Southern	L, 20-12
Southern	L, 10-7
Arkansas AM&N	W, 25-8
Mississippi Valley	W, 34-0
Prairie View A&M	W, 46-0



YEAR-BY-YEAR SCHEDULES & RESULTS

1968 (Marino Casem) 9-1-0

(6-1 SWAC)

NATIONAL BLACK CHAMPIONS

SWAC CHAMPIONS

Grambling State	W, 28-13
Jackson State	W, 30-6
Wiley	W, 60-5
Texas Southern	L, 35-21
Southern	W, 28-14
Arkansas AM&N	W, 53-0
Mississippi Valley	W, 40-0
Prairie View A&M	W, 19-6
Kentucky State	W, 40-0
Florida A&M	W, 36-9*

*Orange Blossom Classic

1969 (Marino Casem) 8-0-1

(6-0-1 SWAC)

NATIONAL BLACK CHAMPIONS

SWAC CHAMPIONS

Grambling State	W, 28-7
Jackson State	W, 50-8
Texas Southern	W, 13-0
Lane	W, 43-0
Southern	W, 27-23
Mississippi Valley	W, 41-14
Arkansas AM&N	T, 23-23
Prairie View A&M	W, 29-14
Kentucky State	W, 20-13

1970 (Marino Casem) 8-1-0

(6-0 SWAC)

SWAC CHAMPIONS

Tennessee State	L, 24-14
Grambling State	W, 10-7
N.C. Central	W, 27-0
Savannah State	W, 34-6
Texas Southern	W, 44-7
Southern	W, 14-0
Mississippi Valley	W, 40-14
Prairie View A&M	W, 27-3
Jackson State	W, 30-11

1971 (Marino Casem) 6-3-0

(4-2 SWAC)

Tennessee State	L, 18-7
Grambling State	L, 21-6
Texas Southern	W, 10-7
Lincoln	W, 55-13
Southern	W, 30-14
Bishop	W, 49-21
Prairie View A&M	W, 33-13
Mississippi Valley	W, 28-9
Jackson State	L, 35-29

1972 (Marino Casem) 5-3-1

(4-1-1 SWAC)

Grambling State	W, 9-6
Tennessee State	L, 40-13
Texas Southern	T, 7-7
Lincoln	L, 20-14
Southern	W, 40-3
Bishop	W, 34-0
Mississippi Valley	W, 23-13
Prairie View A&M	W, 13-0
Jackson State	L, 28-14

1973 (Marino Casem) 7-2-1

(3-2-1 SWAC)

Arkansas-Pine Bluff	W, 31-14
Grambling State	L, 22-6
N.C. Central	W, 10-8
Texas Southern	T, 14-14
Lincoln	W, 21-0
Southern	W, 6-0
Bishop	W, 45-0
Mississippi Valley	W, 44-0
Prairie View A&M	W, 44-0
Jackson State	L, 21-7

1974 (Marino Casem) 9-2-0

(5-1 SWAC)

NATIONAL BLACK

CHAMPIONS

SWAC CHAMPIONS

Arkansas-Pine Bluff	W, 24-12
Grambling State	W, 19-14
N.C. Central	W, 14-12
South Carolina St.	W, 14-0
Texas Southern	W, 37-34
Southern	W, 23-0
Bishop	W, 38-0
Mississippi Valley	W, 30-21
Prairie View A&M	W, 48-0
Jackson State	L, 13-19
UNLV	L, 22-35

1975 (Marino Casem) 6-3-1

(3-3 SWAC)

Grambling State	L, 27-3
Delaware State	W, 33-7
N.C. Central	W, 54-7
South Carolina St.	T, 7-7
Texas Southern	W, 15-0
Southern	L, 7-3
Bishop	W, 25-0
Prairie View A&M	W, 15-0
Mississippi Valley	L, 15-6
Jackson State	W, 12-6

1976 (Marino Casem) 8-2-0

(5-1 SWAC)

SWAC CHAMPIONS

Grambling State	W, 24-0
Angelo State	W, 22-14
N.C. Central	W, 23-7
South Carolina St.	L, 7-6
Texas Southern	W, 47-6
Bishop	W, 38-3
Mississippi Valley	W, 42-7
Prairie View A&M	L, 14-6
Southern	W, 3-0
Jackson State	W, 19-7

YEAR-BY-YEAR SCHEDULES & RESULTS

1977 (Marino Casem) 3-8-0 **(2-4 SWAC)**

Central Michigan	L, 39-7
Grambling State	L, 42-17
Alabama State	W, 15-7
Florida A&M	L, 28-7
South Carolina St.	L, 31-7
Texas Southern	L, 37-14
Southern	W, 23-0
Bishop	L, 16-21
Mississippi Valley	L, 12-10
Prairie View A&M	W, 31-12
Jackson State	L, 23-16

1980 (Marino Casem) 6-4-0 **(3-3 SWAC)**

Alabama State	W, 14-3
Grambling	W, 29-27
South Carolina St.	L, 33-0
Texas Southern	W, 23-3
Albany State	W, 38-17
Southern	L, 15-7
Bishop	W, 26-7
Mississippi Valley	L, 29-17
Prairie View A&M	W, 38-11
Jackson State	L, 37-16

1983 (Marino Casem) 7-3-0 **(4-3 SWAC)**

Grambling State	L, 28-0
Alabama State	W, 13-10
South Carolina St.	W, 18-13
Texas Southern	W, 27-13
Northwestern State	W, 24-20
Southern	L, 20-19
Florida A&M	W, 43-30
Mississippi Valley	L, 42-14
Prairie View A&M	W, 38-6
Jackson State	W, 24-17

1978 (Marino Casem) 5-4-1 **(2-3-1 SWAC)**

Grambling State	L, 21-13
Alabama State	W, 16-12
Central Michigan	W, 24-16
South Carolina St.	L, 16-0
Texas Southern	T, 10-10
Southern	W, 16-7
Bishop	W, 36-7
Mississippi Valley	L, 15-7
Prairie View A&M	W, 28-7
Jackson State	L, 36-8

1981 (Marino Casem) 5-5-0 **(3-3 SWAC)**

Angelo State	L, 16-10
Grambling State	L, 13-10
Alabama State	L, 14-7
South Carolina St.	W, 24-20
Texas Southern	L, 24-17
Southern	W, 18-10
Bishop	W, 14-13
Mississippi Valley	W, 24-14
Prairie View A&M	W, 30-0
Jackson State	L, 13-10

1984 (Marino Casem) 9-1-0 **(7-0 SWAC)**

NATIONAL BLACK CHAMPIONS **SWAC CHAMPIONS**

Grambling State	W, 27-13
Alabama State	W, 52-0
South Carolina St.	W, 41-6
Texas Southern	W, 45-16
Southern	W, 44-15
Florida A&M	W, 51-14
Mississippi Valley	W, 42-28
Prairie View A&M	W, 35-12
Jackson State	W, 17-13
Louisiana Tech	L, 44-21

1979 (Marino Casem) 8-2-0 **(5-1 SWAC)**

SWAC CHAMPIONS

Alabama State	L, 6-5
Grambling State	L, 40-6
South Carolina St.	W, 20-9
Texas Southern	W, 9-3
Albany State	W, 21-2
Southern	W, 17-12
Bishop	W, 23-21
Mississippi Valley	W, 24-3
Prairie View A&M	W, 19-0
Jackson State	W, 9-7

1982 (Marino Casem) 5-6-0 **(3-3 SWAC)**

Alabama State	W, 21-6
Grambling State	L, 31-14
Angelo State	L, 28-9
South Carolina St.	L, 20-0
Texas Southern	W, 15-12
Northwestern State	L, 28-7
Southern	L, 17-12
Florida A&M	W, 23-13
Mississippi Valley	W, 41-34
Prairie View	W, 46-6
Jackson State	W, 20-16

1985 (Marino Casem) 7-3-0 **(5-2 SWAC)**

Grambling State	L, 30-20
Alabama State	W, 30-14
Stephen F. Austin	L, 42-12
South Carolina St.	W, 39-24
Texas Southern	W, 36-13
Southern	W, 23-13
Florida A&M	W, 28-7
Mississippi Valley	W, 35-28
Prairie View A&M	W, 41-17
Jackson State	L, 31-20



YEAR-BY-YEAR SCHEDULES & RESULTS

1986 (Theo Danzy) 5-5-0**(5-2 SWAC)**

Stephen F. Austin	L, 28-14
Grambling State	L, 19-17
Alabama State	W, 24-17
South Carolina St.	L, 20-10
Texas Southern	W, 35-33
Florida A&M	L, 33-30
Southern	W, 14-13
Mississippi Valley	W, 17-13
Prairie View A&M	W, 35-20
Jackson State	L, 23-17

1989 (Theo Danzy) 7-3-0**(5-2 SWAC)**

Grambling State	L, 35-30
Alabama State	W, 27-13
Abilene Christian	W, 31-21
Texas Southern	W, 40-15
Lamar	W, 32-16
Southern	W, 27-10
SW Missouri State	L, 59-19
Mississippi Valley	W, 39-6
Prairie View A&M	W, 56-7
Jackson State	L, 23-20

1992 (Cardell Jones) 7-4-0**(7-0 SWAC)****SWAC CHAMPIONS**

Grambling State	W, 35-33
Alabama State	W, 32-7
Howard	L, 48-42
Sam Houston	L, 28-27
Texas Southern	W, 46-36
Prairie View A&M	W, 63-0
Southern	W, 35-13
Jacksonville State	L, 59-45
Mississippi Valley	W, 31-0
Jackson State	W, 42-35
Louisiana-Monroe	L, 78-27

1987 (Theo Danzy) 6-3-0**(5-2 SWAC)**

Grambling State	W, 28-24
Alabama State	L, 17-9
Nicholls State	L, 14-3
Texas Southern	W, 24-21
Southern	W, 19-17
Florida A&M	W, 17-15
Mississippi Valley	W, 21-13
Prairie View A&M	W, 20-19
Jackson State	L, 19-10

1990 (Theo Danzy) 2-7**(2-4 SWAC)**

Grambling State	L, 42-13
North Texas	L, 20-7
Alabama State	L, 41-3
Arkansas-Pine Bluff	L, 25-7
Texas Southern	W, 31-26
SW Missouri State	L, 38-0
Southern	W, 24-14
Mississippi Valley	L, 24-23
Jackson State	L, 28-20

1993 (Cardell Jones) 8-3-0**(6-1 SWAC)**

Grambling State	W, 25-24
Texas Southern	W, 44-41
Alabama State	W, 28-25
Howard	L, 38-36
Sam Houston	W, 31-24
Prairie View A&M	W, 31-10
Southern	L, 47-31
Jacksonville State	W, 41-36
Mississippi Valley	W, 28-20
Troy	L, 63-21
Jackson State	w, 31-22

1988 (Theo Danzy) 6-4-0**(4-3 SWAC)**

Grambling State	L, 27-13
Alabama State	L, 29-6
Abilene Christian	W, 34-13
Middle Tenn. St.	W, 28-7
Texas Southern	W, 28-7
Lamar	L, 35-6
Southern	W, 27-7
Mississippi Valley	W, 24-3
Prairie View A&M	W, 26-7
Jackson State	L, 7-0

1991 (Cardell Jones) 7-2-1**(4-2-1 SWAC)**

Grambling State	W, 27-22
Alabama A&M	W, 38-10
Alabama State	L, 18-13
Hampton	W, 67-14
Howard	W, 46-27
Texas Southern	L, 26-7
Prairie View A&M	W, 61-0
Southern	W, 52-27
Mississippi Valley	T, 28-28
Jackson State	W, 18-16

1994 (Cardell Jones) 8-3-1**(6-1 SWAC)****SWAC CHAMPIONS**

Grambling State	L, 61-58
Tenn.-Chattanooga	W, 54-28
Alabama State	W, 39-7
Sam Houston	L, 48-23
Mississippi Valley	W, 29-24
Texas Southern	W, 28-21
Prairie View A&M	W, 69-14
Southern	W, 41-37
Samford	T, 45-45
Troy	W, 47-44
Jackson State	W, 52-34
Youngstown State	L, 63-20

YEAR-BY-YEAR SCHEDULES & RESULTS

1995 (Cardell Jones) 4-6-1 (3-3-1 SWAC)

Grambling State	L, 39-17
Sam Houston	L, 44-7
Alabama State	T, 20-20
Texas Southern	W, 21-10
Arkansas-Pine Bluff	W, 44-28
Howard	L, 21-17
Prairie View A&M	W, 13-2
Southern	L, 61-51
Samford	L, 20-9
Mississippi Valley	W, 38-27
Jackson State	L, 28-7

1998 (Johnny Thomas) 5-6 (3-5 SWAC)

Grambling State	L, 11-0
Virginia State	W, 30-24
Alabama State	L, 41-21
Arkansas-Pine Bluff	L, 27-18
Morehouse	W, 27-13
Prairie View A&M	W, 45-36
Texas Southern	W, 21-14
Southern	L, 29-28
Mississippi Valley	W, 22-19
Alabama A&M	L, 21-12
Jackson State	L, 56-26

2001 (Johnny Thomas) 6-5 (5-2 SWAC)

Grambling State	L, 37-22
Alabama State	W, 20-17
McNeese State	L, 54-14
Fort Valley State	L, 31-16
Samford	W, 17-7
Prairie View A&M	W, 48-20
Cal Poly State	L, 21-12
Mississippi Valley	W, 35-28
Alabama A&M	W, 40-35
Jackson State	L, 52-28
Arkansas-Pine Bluff	W, 17-10

1996 (Cardell Jones) 4-7 (3-4 SWAC)

Troy	L, 61-7
Grambling State	W, 31-6
Western Illinois	L, 34-17
Alabama State	W, 31-7
Samford	L, 14-13
Arkansas-Pine Bluff	W, 19-2
Prairie View A&M	W, 24-0
Texas Southern	L, 28-27
Southern	L, 21-14
Mississippi Valley	L, 16-6
Jackson State	L, 27-17

1999 (Johnny Thomas) 3-7 (1-3 SWAC)

Grambling State	L, 41-25
Alabama State	W, 38-27
Arkansas-Pine Bluff	L, 33-17
Morehouse	W, 41-27
Prairie View A&M	W, 61-0
Texas Southern	L, 23-21
Southern	L, 28-6
Mississippi Valley	L, 30-26
Alabama A&M	L, 35-26
Jackson State	L, 58-6

2002 (Johnny Thomas) 6-5 (3-4 SWAC)

Arkansas-Pine Bluff	W, 34-24
Grambling State	L, 41-35
Hampton	W, 27-23
Alabama State	W, 48-37
Fort Valley State	W, 10-7
Prairie View A&M	W, 33-13
Samford	L, 34-25
Southern	W, 22-20
Mississippi Valley	L, 23-6
Alabama A&M	L, 27-20
Jackson State	L, 34-20

1997 (Cardell Jones) 4-7 (4-4 SWAC)

Troy	L, 30-0
Grambling State	W, 44-20
Western Illinois	L, 31-17
Alabama State	W, 20-7
Samford	L, 21-16
Arkansas-Pine Bluff	L, 20-10
Prairie View A&M	W, 24-9
Texas Southern	L, 10-7
Southern	L, 25-16
Mississippi Valley	W, 23-18
Jackson State	L, 54-15

2000 (Johnny Thomas) 0-11 (0-7 SWAC)

Grambling State	L, 29-6
Alabama State	L, 35-2
Fort Valley State	L, 20-17
McNeese State	L, 41-12
Arkansas-Pine Bluff	L, 32-10
Prairie View A&M	L, 25-22
Texas Southern	L, 16-13
Southern	L, 30-14
Mississippi Valley	L, 12-3
Alabama A&M	L, 27-20
Jackson State	L, 30-14

2003 (Johnny Thomas) 7-5 (5-2 SWAC)

Arkansas-Pine Bluff	W, 37-10
Grambling State	L, 40-28
Alabama State	L, 49-28
Stephen F. Austin	L, 60-7
Fort Valley State	L, 31-20
Prairie View A&M	W, 66-0
Texas Southern	L, 23-20
Southern	W, 36-34
SE Louisiana	W, 27-24
Mississippi Valley	W, 23-7
Alabama A&M	W, 20-15
Jackson State	W, 49-25

**YEAR-BY-YEAR SCHEDULES & RESULTS****2004 (Johnny Thomas) 7-4**
(5-3 SWAC)

Grambling State	W, 34-28
North Carolina A&T	W, 16-13
Howard	L, 17-10
Alabama State	L, 41-8
Prairie View A&M	W, 26-15
Texas Southern	W, 30-0
Southern	L, 23-20
SE Louisiana	W, 33-27
Mississippi Valley	W, 31-30
Alabama A&M	L, 27-21
Jackson State	W, 16-14

2007 (Johnny Thomas) 2-8
(2-7 SWAC)

Grambling State	L, 31-10
Arkansas-Pine Bluff	L, 21-3
UAB	L, 22-0
Alabama State	L, 28-25
Prairie View A&M	L, 17-7
Texas Southern	W, 22-20
Southern	L, 14-10
Mississippi Valley	W, 17-14
Alabama A&M	L, 24-20
Jackson State	L, 31-19

2010 (Earnest Collins) 5-6
(4-5 SWAC)

Langston	W, 50-27
Mississippi Valley	W, 27-9
Alabama State	W, 41-21
Mississippi State	L, 49-16
Texas Southern	L, 30-20
Grambling State	L, 38-28
Arkansas-Pine Bluff	L, 39-35
Southern	W, 27-20
Alabama A&M	W, 41-24
Prairie View A&M	L, 35-27
Jackson State	L, 27-14

2005 (Johnny Thomas) 6-5
(5-4 SWAC)

SE Louisiana	L, 48-21
Langston	W, 24-7
Alabama State	L, 38-3
Arkansas-Pine Bluff	L, 17-7
Prairie View A&M	W, 22-10
Texas Southern	W, 29-22
Southern	W, 38-16
Mississippi Valley	W, 38-36
Alabama A&M	L, 28-21
Jackson State	W, 31-14
Grambling State	L, 46-19

2008 (Ernest T. Jones) 2-10
(2-8 SWAC)

SE Louisiana	L, 34-28
Grambling State	L, 29-0
Troy	L, 65-0
Arkansas-Pine Bluff	W, 13-3
Southern	L, 15-12
New Mexico State	L, 45-10
Mississippi Valley	W, 35-21
Alabama A&M	L, 20-13
Texas Southern	L, 30-29
Alabama State	L, 24-17
Prairie View A&M	L, 37-3
Jackson State	L, 26-21

2011 (Melvin Spears) 2-8
(1-8 SWAC)

Grambling State	L, 21-14
Arkansas-Pine Bluff	L, 27-20
Mississippi Valley	W, 39-14
Texas Southern	L, 14-7
Alabama State	L, 31-23
Concordia Col.	W, 58-16
Southern	L, 30-14
Alabama A&M	L, 28-14
Prairie View A&M	L, 40-14
Jackson State	L, 51-7

2006 (Johnny Thomas) 6-5
(5-4 SWAC)

UL Monroe	L, 24-6
Arkansas-Pine Bluff	L, 42-14
Alabama State	L, 33-28
Morehouse	W, 23-6
Prairie View A&M	W, 17-14
Texas Southern	W, 45-23
Southern	W, 26-10
Mississippi Valley	L, 28-25
Alabama A&M	L, 35-26
Jackson State	W, 32-31
Grambling State	W, 21-14

2009 (Earnest Collins) 3-6-1
3-4-1 (SWAC)

Southern Mississippi	L, 52-0
Central Michigan	L, 48-0
Southern	L, 48-42
Arkansas-Pine Bluff	Tied*
Mississippi Valley	W, 32-10
Alabama A&M	W, 34-16
Alabama State	L, 24-17
Texas Southern	L, 51-21
Prairie View A&M	L, 34-14
Jackson State	W, 14-7

*game called off in the first quarter

***2012 (Jay Hopson) 4-7**
(4-5 SWAC)

Grambling State	W, 22-21
JMU	L, 42-3
Arkansas-Pine Bluff	L, 24-6
Arkansas State	L, 56-0
Alabama State	L, 54-14
Southern	W, 20-17
Alabama A&M	W, 21-20
Prairie View A&M	L, 52-37
Mississippi Valley	L, 33-9
Texas Southern	W, 34-24
Jackson State	L, 37-11

YEAR-BY-YEAR SCHEDULES & RESULTS

*2013 (Jay Hopson) 9-3

(7-2 SWAC)

Edward Waters	W, 63-12
Mississippi State	L, 51-7
Mississippi Valley	W, 35-28
Arkansas-Pine Bluff	W, 21-16
Alabama State	L, 49-30
Warner State	W, 57-0
Grambling State	W, 48-0
Texas Southern	W, 20-13
Southern	W, 44-38
Alabama A&M	L, 19-18
Prairie View A&M	W, 50-35
Jackson State	W, 48-33

*wins vacated by
NCAA in 2012 & 2013

2014 (Jay Hopson) 10-3

(7-2 SWAC) NATIONAL BLACK

CHAMPIONS

SWAC CHAMPIONS

SWAC EAST DIVISION

CHAMPIONS

Va. Lynchburg	W, 55-7
Southern Mississippi	L, 26-20
Lousiana College	W, 52-10
Mississippi Valley	W, 52-9
Southern	W, 56-16
Alabama State	W, 33-7
Grambling State	L, 28-21
Texas Southern	W, 40-25
Prairie View A&M	W, 77-48
Alabama A&M	W, 41-14
Arkansas-Pine Bluff	W, 56-6
Jackson State	L, 34-31
Southern	W, 38-24

2015 (Jay Hopson) 9-4 (7-2 SWAC)

SWAC CHAMPIONS

SWAC EAST DIVISION

CHAMPIONS

Georgia Tech	L, 69-6
Alabama State	W, 31-14
Mississippi Valley	W, 55-14
Concordia Col.	W, 40-7
Arkansas-Pine Bluff	W, 61-14
Grambling State	L, 35-34
Southern	W, 48-7
Prairie View A&M	L, 40-34
Texas Southern	W, 65-13
Alabama A&M	W, 44-10
Jackson State	W, 14-10
Grambling State	W, 49-21
North Carolina A&T	L, 41-34*

*Air Force Reserve Celebration Bowl

2016 (Fred McNair) 5-6

(5-4 SWAC)

SWAC EAST DIVISION

CHAMPIONS

Bethune-Cookman	13-7 *
Alabama State	W, 21-18
Arkansas-Pine Bluff	L, 45-43
Grambling State	L, 43-18
#20 Arkansas	L, 52-10
Alabama A&M	W, 42-19
Texas Southern	W, 23-20
Southern	L, 41-33
Prairie View A&M	L, 31-27
Mississippi Valley	W, 61-7
Jackson State	W, 35-16
Grambling State	L, 27-20

*Alcorn led 13-7 in the second
quarter when the game was called
due to lightning

2017 (Fred McNair) 7-5

(5-2 SWAC)

SWAC EAST DIVISION

CHAMPIONS

Miles College	W, 50-21
FIU	L, 17-10
McNeese State	L, 34-27
Southern	W, 48-31
Texas Southern	W, 24-17
Alabama State	W, 24-10
Prairie View A&M	W, 34-21
Grambling State	L, 41-14
Alabama A&M	W, 47-22
Mississippi Valley	W, 59-0
Jackson State	L, 7-3
Grambling State	L, 40-32

2018 (Fred McNair) 9-4

(6-1 SWAC)

SWAC CHAMPIONS

SWAC EAST DIVISION

CHAMPIONS

Georgia Tech	L, 41-0
Louisiana College	W, 78-0
Texas Southern	W, 27-15
Mississippi Valley	W, 56-20
Southern	W, 20-3
Alabama State	L, 28-25
Alabama A&M	W, 35-26
Grambling	W, 33-26
Prairie View A&M	W, 27-13
New Mexico State	L, 52-42
Jackson State	W, 24-3
Southern	W, 37-28
North Carolina A&T	L, 24-22*

*Air Force Reserve Celebration Bowl



YEAR-BY-YEAR SCHEDULES & RESULTS

2019 (Fred McNair) 9-4

(6-1 SWAC)

SWAC CHAMPIONS

SWAC EAST DIVISION

CHAMPIONS

Southern Miss	L, 38-10
Mississippi College	W, 45-7
McNeese State	L, 17-14
Prairie View A&M	W, 45-41
Mississippi Valley	W, 45-19
Alabama State	W, 35-7
Savannah State	W, 42-17
Southern	W, 27-13
Grambling State	L, 19-16 (OT)
Alabama A&M	W, 34-28
Jackson State	W, 41-6
Southern	W, 39-24
North Carolina A&T	L, 64-44*

*Celebration Bowl

2021 (Fred McNair) 6-5

(5-3 SWAC)

North Carolina Cent.	L, 23-14
Northwestern State	W, 13-10
South Alabama	L, 28-21
Arkansas-Pine Bluff	W, 39-38
Grambling State	W, 24-20
Mississippi Valley	W, 24-12
Texas Southern	W, 44-27
Southern	L, 38-35
Bethune-Cookman	L, 35-31
Prairie View A&M	W, 31-29
Jackson State	L, 24-10

2022 (Fred McNair) 5-6

(4-4 SWAC)

Stephen F. Austin	L, 31-27
Tulane	L, 52-0
McNeese State	W, 30-19
Arkansas-Pine Bluff	W, 38-21
Mississippi Valley	W, 30-7
Southern	L, 21-17
Texas Southern	L, 34-27
Grambling State	L, 35-6
Prairie View A&M	W, 23-16 OT
Bethune-Cookman	W, 17-14
Jackson State	L, 24-13

2023 (Fred McNair) 7-4

(6-2 SWAC)

Southern Mississippi	L, 40-14
Stephen F. Austin	L, 38-10
McNeese State	W, 17-3
Prairie View A&M	L, 23-20
Alabama State	W, 23-20
Grambling State	W, 25-24
Arkansas-Pine Bluff	W, 31-7
Mississippi Valley	W, 24-3
Southern	W, 44-21
Texas Southern	L, 44-10
Jackson State	W, 28-24

2024 (Cedric Thomas) 6-6

(5-3 SWAC)

UAB	L, 41-3
Vanderbilt	L, 55-0
Edward Waters	W, 38-7
McNeese State	L, 42-14
Mississippi Valley	W, 42-21
Arkansas-Pine Bluff	W, 38-28
Grambling State	W, 17-15
Southern	L, 24-14
Alabama State	L, 21-17
Texas Southern	W, 42-21
Prairie View A&M	W, 26-13
Jackson State	L, 48-10

2025 (Cedric Thomas) 0-2

(0-0 SWAC)

Northwestern State	L, 10-21
Alabama A&M	L, 31-41
Mississippi State	
Arkansas-Pine Bluff	
Prairie View A&M	
Lincoln (CA)	
Florida A&M	
Mississippi Valley	
Texas Southern	
Southern	
Grambling State	
Jackson State	

ALL-TIME SERIES RECORDS (AS OF 1946)

Opponent	Wins	Losses	Ties	PtsFor	PtsAgst	Diff.
Abilene Christian	2	0	0	65	34	31
Alabama A&M*	12	13	0	700	583	117
Alabama State*	25	20	0	1023	954	69
Albany State	2	0	0	59	19	40
Angelo State	1	2	0	41	58	-17
Arkansas	0	1	0	10	52	42
Arkansas Baptist	1	0	0	20	6	14
Arkansas-Pine Bluff*20	21	3	919	809	110	
Arkansas State	0	1	0	0	56	-56
Bethune-Cookman* 1	1	0	48	49	1	
Bishop	13	2	0	485	163	322
Cal Poly State	0	1	0	12	21	-9
Campbell	1	0	0	46	6	40
Central Lousiana	2	0	0	120	0	120
Central Michigan	1	2	0	31	103	-72
Chattanooga	1	0	0	54	28	26
Concordia College	2	0	0	98	23	75
Delaware State	1	0	0	33	7	26
Dunbar	1	0	0	33	0	33
Edward Waters	3	0	0	161	19	142
Fort Valley State	1	3	0	63	89	-26
Florida A&M*	6	3	0	242	204	38
Florida International	0	1	0	10	17	-7
Georgia Tech	0	2	0	6	110	-104
Grambling State*	24	48	1	1375	1930	-555
Hampton	2	0	0	94	37	57
Howard	1	4	0	151	151	0
Jackson State*	38	48	2	1359	1789	-430
Jacksonville State	1	1	0	86	95	-9
James Madison	0	1	0	3	42	-39
Jarvis	1	0	0	31	14	17
Kentucky State	3	1	0	76	22	54
Lamar	1	1	0	38	51	-13
Lane	1	0	0	43	0	43
Langston	2	0	0	74	34	40
Leland	2	0	0	76	7	69
Lemoyne Owen	0	1	0	6	38	-32
Lincoln	3	6	0	173	153	20
Louisiana College	2	0	0	130	10	120
Lousiana-Monroe	0	2	0	33	102	-69
Lousiana Tech	0	1	0	21	44	-23
Lynchburg	1	0	0	55	7	48
McNeese State	2	5	0	124	207	-83
Middle Tenn. State	1	0	0	21	19	2
Miles College	1	0	0	50	21	29
Mississippi College	1	0	0	45	7	38
Mississippi Industrial	12	4	0	381	156	225



YEAR-BY-YEAR SCHEDULES & RESULTS

Opponent	Wins	Losses	Ties	PtsFor	PtsAgst	Diff.
Mississippi State	0	2	0	23	100	-77
Mississippi Valley*	50	15	1	1851	1037	814
Mississippi Vocational 2		1	0	31	36	-5
Morehouse	3	0	0	91	46	45
Morris Brown	0	1	0	0	21	-21
N.C. A&T	1	3	0	116	142	-26
N.C. Central	5	2	0	142	67	75
New Mexico State	0	2	0	52	97	-45
Nicholls State	0	1	0	3	14	-11
North Texas	0	1	0	7	20	-13
Northwestern State	2	2	0	54	78	-24
Paul Quinn	10	1	0	351	59	292
Philander Smith	4	2	0	99	54	45
Prairie View A&M*	46	16	0	1845	1131	714
Rust College	7	2	1	198	70	128
Samford	1	4	1	125	141	-16
Sam Houston	1	3	0	88	144	-56
Savannah State	2	0	0	83	30	53
South Alabama	0	1	0	21	28	7
South Carolina State	6	6	0	217	192	25
Southeastern LA	2	2	0	109	133	-24
Southern*	41	30	2	1670	1501	169
Southern Christian	2	0	0	144	0	0
Southern Miss	0	4	0	44	156	-112
Stephen F. Austin	0	5	0	70	199	-129
SW Missouri State	0	2	0	19	97	-78
Tennessee State	0	7	0	65	274	-209
Texas College	2	2	0	37	43	-6
Texas Southern*	37	20	4	1531	1212	319
Tillston	1	2	1	39	46	-7
Tougaloo	9	1	0	322	63	259
Troy	1	4	0	75	263	-188
Tulane	0	1	0	0	52	52
UAB	0	2	0	3	63	-60
UNLV	0	1	0	22	35	-13
Vanderbilt	0	1	0	0	55	-55
Virginia State	1	0	0	30	24	6
Warner	1	0	0	57	0	57
Western Illinois	0	2	0	34	65	-31
Wiberforce	0	1	0	6	7	-1
Wiley	7	4	0	233	168	65
Youngstown St.	0	1	0	20	63	-43

***SWAC Members**

NATIONAL AWARD WINNERS

Walter Payton Award Winner

(Top I-AA Player)
1994, Steve McNair, QB

Eddie Robinson Trophy Winner

(Top HBCU Player)
1994, Steve McNair, QB

1994 Heisman Trophy Voting

1.Rashaan Salaam, RB Colorado
1st-400 2nd-299 3rd-83
2.Ki-Jana Carter, RB, Penn State
1st-115 2nd-205 3rd-146
3.Steve McNair, QB, Alcorn
1st-101 2nd-85 3rd-152
4.Kerry Collins, QB, Penn State
1st-101 2nd-117 3rd-102
5.Jay Barker, QB, Alabama
1st-36 2nd-58 3rd-71

AFCA First-Team All-Americans

1969 David Hadley, DB
1974 Jerry Dismuke, OG
1976 Larry Warren, DT
1979 Leslie Frazier, DB
1984 Ike Holt, DB
1994 Steve McNair, QB
1999 Chad Slaughter, OT

HBCU First-Team All-Americans

(BOXTOROW since 2014)

2014 John Gibbs Jr., QB
2014 Isaac Sampson, OL
2014 Jordan Payne, TE
2014 Jay Hopson
(Coach of the Year)
2015 Jordan Payne, TE
2016 Darien Anderson, LB

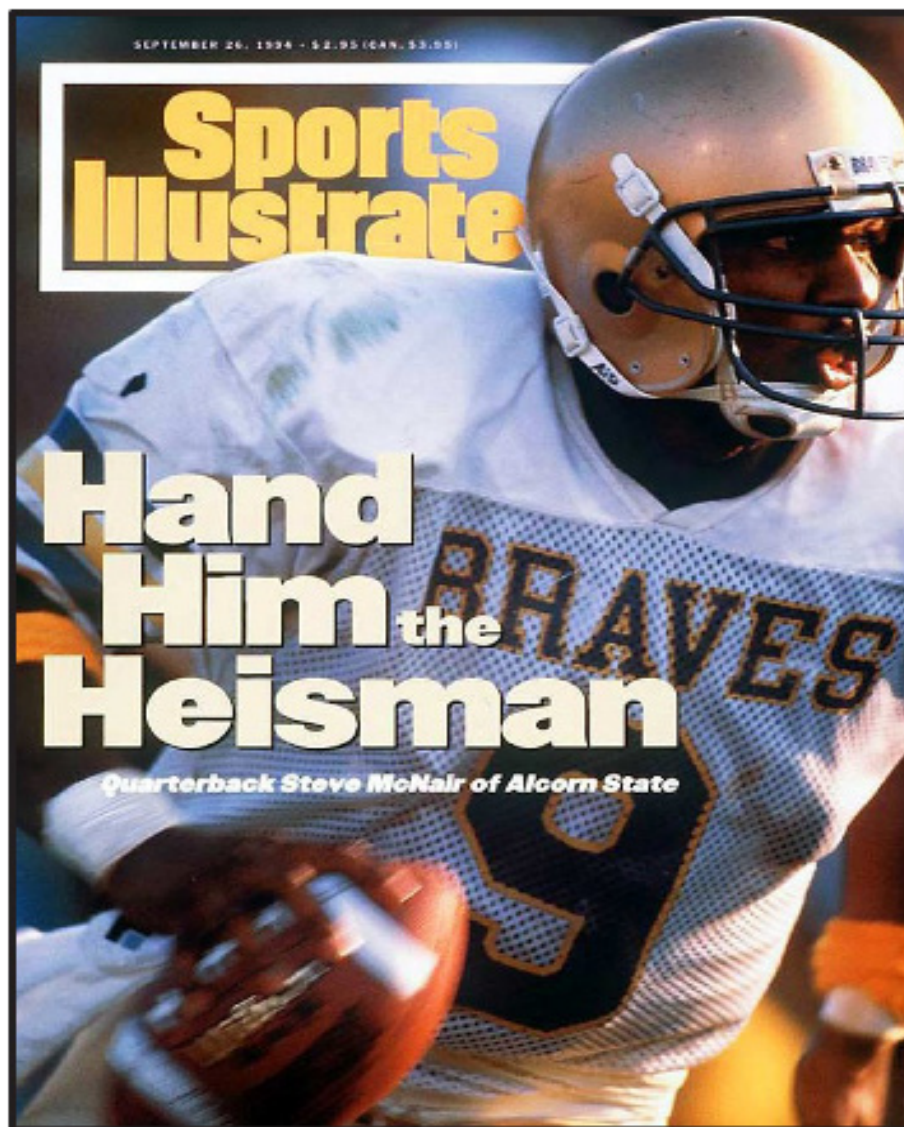
2017 Kenyon Brantley, OL
2017 Timothy Gardner, OL
2018 De'Shawn Waller, RB
2018 Chris McCrea, OL
2018 Kevin Hall, OL
2018 Mustaffa Ibrahim, OL
2018 Qwynnterio Cole, DB
2018 Terry Whittington, DL
2019 Michael Ajumobi, OL
2019 Qwynnterio Cole, DB
2019 Felix Harper, QB
2019 Solomon Muhammad, LB

NAIA First-Team All-Americans

1968 David Hadley, DB
1969 David Hadley, DB
1971 Alex Price, DT
1972 Alex Price, DT
1975 Lawrence Pillars, DL
1976 Augusta Lee, RB
Kenneth Williams, LB
Larry Warren, DT
Johnny Thomas, LB
1980 WilAuthor Jackson, DL

NCAA First-Team All-Americans

1969 David Hadley, DB
1970 Fred Carter, DT
1971 Harry Gooden, LB
1973 Leonard Fairley, DB
1974 Jerry Dismuke, OG
1975 Lawrence Pillars, DE
1976 Augusta Lee, RB
Larry Warren, DT
1979 Leslie Fraizier, DB
1984 Ike Holt, DB
1993 Goree White, KR
1994 Steve McNair, QB
1999 Chad Slaughter, OL
2003 Tyrone Parsons, DB
2006 Nate Hughes, PR

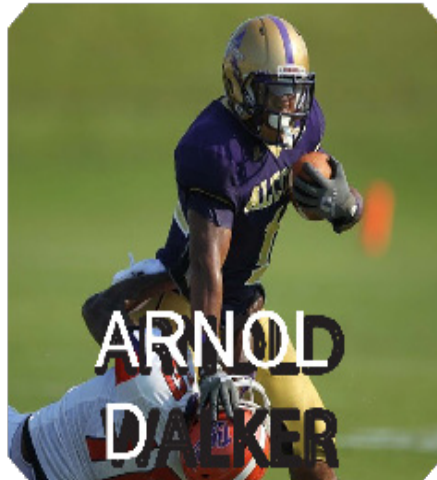




SWAC AWARD WINNERS

Offensive Player of the Year

2019, Felix Harper, QB
 2018, Noah Johnson, QB
 2014, John Gibbs Jr., QB
 2013, Arnold Walker, RB
 1994, Steve McNair, QB
 1993, Steve McNair, QB
 1992, Steve McNair, QB
 1991, Steve McNair, QB
 1976, Augusta Lee, RB
 1973, Dennis Thomas, C



Defensive Player of the Year

1976, Larry Warren, DT
 1973, Larry Cameron, LB



Newcomer of the Year

2018, De'Shawn Waller, RB
 2015, Marquis Warford, WR
 2001, Donald Carrie, QB
 1998, Damion Ford, QB
 1995, Ahndre Patterson, TE
 1992, Marcus Hinton, WR
 1991, Harry Brown, RB
 1984, Milton Barney, WR



Freshman of the Year

1993, Goree White, RS
 1991, Steve McNair, QB

Coach of the Year

2019, Fred McNair
 2018, Fred McNair
 1992, Cardell Jones
 1984, Marino Casem
 1979, Marino Casem
 1976, Marino Casem
 1974, Marino Casem
 1973, Marino Casem
 1970, Marino Casem
 1968, Marino Casem



HISTORY OF ALCORN STATE FOOTBALL

As African American players began to play a greater role in their team's success, professional football scouts like Lloyd "Judge" Wells with the Chiefs and Bill Nunn with the Steelers literally mined the Historically Black Colleges, bringing the signatures of some of the game's greatest players to their respective teams. Wells success earned the AFL the reputation of having given black players what was perhaps their first fair chance to enter professional football. As more black players earned star status, the football public noted that there were in fact numerous Historically Black Colleges with very good teams and very good players.

Alcorn Agricultural & Mechanical College in Lorman, Mississippi, renamed Alcorn State and granted full university status in 1974 was one of these and they were usually quite competitive. Though fielding teams since 1922, it was the Braves entry to the Southwest Athletic Conference in 1962 that brought it onto a larger national stage. However, it wasn't until Marino Casem took the reins as head coach in 1964 that the Braves made a splash that brought true national recognition. Casem, a member of the College Football Hall Of Fame, came to Alcorn after one season as head coach at Alabama State and remained in Lorman through the 1985 season. In those twenty-two years he earned the nickname "The Godfather Of The SWAC" which was eventually shortened to "The Godfather."

His impressive record included four Black College National Championships, seven Conference crowns, and an undefeated 1984 squad that was ranked number one in the nation at the Division 1-AA level. Famous for his enthusiasm, flamboyance, and oft-repeated quote, "On the East Coast, football is a cultural experience. In the Midwest, it's a form of cannibalism. On the West Coast, it's a tourist attraction. And in the South, football is a religion, and Saturday is the holy day," it is sometimes forgotten that his X's and O's knowledge made him a multiple time finalist and winner of the National Black College Coach Of The Year Award.

The **Alcorn State Braves** (originally Alcorn A&M) are a NCAA Division I college athletic program that has existed since 1871. The school is located in Lorman, Mississippi. From the program's birth, until 1935, football dompted as an independent. From 1935-1962, the Braves competed in the South Central Athletic Conference, where they won six conference championships.

Since 1962, Alcorn State has competed as a Southwestern Athletic Conference (SWAC) member. They have won 13 SWAC (nine outright), including three consecutive SWAC Football Championships from 2013-2015, as well as five Black College National Championships. Alcorn State has seen 22 head football coaches over its history. They are currently coached by Cedric Thomas. The Braves play their home games at Jack Spinks-Marino Casem Stadium in Lorman. The Alcorn State Braves take on the Jackson State Tigers in the Soul Bowl. The rivalry was previously named the Capital City Classic, but Alcorn ended the Classic in 2012 so that it could be brought to Lorman.



HISTORY OF ALCORN STATE FOOTBALL

The Alcorn State Braves football team is one of the most successful programs within their conference and across all NCAA Division I teams. In addition to winning three consecutive SWAC titles, they have also had several players go on to play at both professional and collegiate levels after leaving Alcorn State. Some notable former alumni include NFL Hall of Fame quarterback Steve McNair, Super Bowl champion offensive tackle Terrence Cody, All-Pro wide receiver Chad Johnson, Pro Bowl running back James Davis, and many others who enjoyed great success in professional sports leagues worldwide.

THE NICKNAME

Braves - For sports fans, Alcorn State University is a well-known powerhouse in the NCAA. The Braves have consistently been one of the top programs in their division and have won multiple championships over the years. But did you know that there's an interesting story behind their nickname?

The Alcorn State Braves were named after a famous battle between two Native American tribes --the Choctaw and Chickasaw--in 1813. According to legend, Chief Pushmataha of the Choctaw tribe declared himself "Chief of all Chiefs" during this battle, which earned him his title of "The Brave Warrior" or simply "Braves." Alcorn State eventually adopted this moniker when they decided to become part of Division I athletics in 1954.

In addition to being named for this legendary chief warrior, it's said that some members from both tribes fought alongside each other during this historic battle—a symbol of unity among rival nations even today at Alcorn State University! As such, many students proudly wear apparel featuring both

tribal symbols on campus as a sign of respect for those who sacrificed so much before them.

It's no wonder many people are proud supporters and alumni of such an impressive institution like Alcorn State! With its rich history rooted deeply within Native American culture and its winning tradition on the field--it truly makes sense why they're referred to affectionately as "The Braves."

In 2004, due to the changing sensitivity surrounding the use of Native American characters, the use of the Brave logo was dropped and replaced with an "A". The University decided to keep the Braves nickname.



THE LOGO



Alcorn State Braves Logo
2017 - Present

A purple letter "A" with gold trim and a wordmark "ALCORN" written in the middle of the letter "A" in gold with highlights.

THE LOGO

The Alcorn State Braves' primary logo has a long and rich history that dates back to the late 19th century. The iconic "A" with crossed tomahawks was first used in 1894 when the school was founded as Oakland College. It represented both the college's initials and its mascot at that time—the Braves of Alcorn County, Mississippi. Over time, this logo has come to represent not only athletic excellence but also academic achievement and community pride for those affiliated with Alcorn State University (ASU).

Since its inception in 1894, ASU's primary logo has undergone several changes over the years; however, it still retains much of its original design elements from more than a century ago. In 1975, it underwent one of its most significant updates when an orange outline was added around each side of "A" which made it stand out even further against other logos within NCAA sports teams across America. This update coincided with ASU joining Division I-AA football competition within NCAA athletics during this same year as well—which helped solidify their place amongst some elite collegiate programs nationwide!

Today, after more than 125 years since being established by former slaves who sought higher education opportunities for African Americans living throughout Mississippi during the Reconstruction period following Civil War; The Alcorn State Braves Primary Logo is still going strong! It continues to represent all aspects associated with ASU including academics & athletics

while simultaneously honoring the legacy left behind by generations before us who worked tirelessly so future students could experience something they never had a chance to do themselves: attend college & receive a quality education regardless of race or gender identity.

The Alcorn State Braves wordmark logo has a long and proud history in the NCAA. The logo was first unveiled in 1974 when the school changed its name from Alcorn A&M to Alcorn State University. It featured an aggressive-looking Native American brave wearing a headdress with two feathers on either side of his face, with "Alcorn" written across his chest and "Braves" beneath it. This iconic image has been used ever since as the official university symbol for athletics teams at all levels of competition, including Division I basketball and football programs.

The design is intended to represent strength, courage, and honor—qualities that are important in any competitive sport but especially so at the collegiate level where athletes must strive for excellence both on and off the field or court. The colors chosen by designers were also carefully selected; red stands for power while blue signifies loyalty—both essential elements of being part of a team striving toward greatness together as one unit rather than individuals competing against each other alone. The logo is a symbol steeped deep within a tradition that celebrates those qualities necessary to be successful both individually & collectively alike!

2025 STATISTICS

(OVERALL: 0-2, SWAC: 0-0, HOME: 0-0, AWAY: 0-2, NETRAL: 0-0)

Team Results

	Date	Opponent		Score	Overall	Conf	Time	Attend
	08/28/2025	at Northwestern St.	L	10-20	0-1	0-0	4:33	9434
	09/06/2025	at Alabama A&M	L	31-41	0-2	0-0	3:38	15147



2025 STATISTICS (OVERALL: 0-2, SWAC: 0-0, HOME: 0-0, AWAY: 0-2, NETRAL: 0-0)

Team Statistics

	ALCORN	OPP
Scoring	41	61
Points per game	20.5	30.5
Points Off Turnovers	10	14
First Downs	38	35
Rushing	14	15
Passing	16	16
Penalty	8	4
Rushing Yardage	264	374
Yards gained rushing	344	398
Yards lost rushing	80	24
Rushing attempts	67	77
Average per rush	3.9	4.9
Average per game	132.0	187.0
TDs Rushing	3	4
Passing Yardage	350	345
Comp-Att-Int	42-77-2	34-52-1
Average per pass	4.5	6.6
Average per catch	8.3	10.1
Average per game	175.0	172.5
TDs Passing	1	4
Total offense	614	719
Total plays	144	129
Average per play	4.3	5.6
Average per game	307.0	359.5
Kick returns: #-Yards	9-136	5-99
Punt returns: #-Yards	4-27	2-10
Int returns: #-Yards	1-72	2-0
Kick return average	15.1	19.8
Punt return average	6.8	5.0
Int return average	72.0	0.0
Fumbles-Lost	3-3	2-2
Penalties-Yards	24-193	18-174
Average per game	96.5	87.0
Punts-Yards	9-384	12-538
Average per punt	42.7	44.8
Net punt average	39.3	39.3
Kickoffs-Yards	9-542	11-567
Average per kick	60.2	51.5
Net kick average	38.1	36.9
Time of possession / game	30:29	29:31
3rd-down conversion	9/29	11/27
3rd-down pct	31%	41%
4th-down conversion	2/7	1/1

2025 STATISTICS (OVERALL: 0-2, SWAC: 0-0, HOME: 0-0, AWAY: 0-2, NETRAL: 0-0)

	ALCORN	OPP
4th-down pct	29%	100%
Sacks by-Yards	0-0	3-20
Misc Yards	0	0
Touchdowns scored	5	9
Field goals - attempts	2-3	0-1
On-Side kicks	0-0	0-0
Red-zone scores	(5-8) 63%	(8-8) 100%
Red-zone touchdowns	(3-8) 38%	(8-8) 100%
PAT-attempts	(5-5) 100%	(7-8) 88%
2-point conversion-attempts	(0-0) 0%	(0-1) 0%
Attendance	0	24581
Games / Avg per game	0/0	2/12291
Neutral site games	-	0/0

Score by Periods

Team	1st	2nd	3rd	4th	OT	TOT
Alcorn	14	3	17	7	0	41
Opponents	34	7	7	13	0	61



2025 STATISTICS (OVERALL: 0-2, SWAC: 0-0, HOME: 0-0, AWAY: 0-2, NETRAL: 0-0)

Alcorn - Individual Game Highs

RUSHES	15	Reggie Davis at Northwestern St. (08/28/2025)
YARDS RUSHING	115	Jacorian Sewell at Alabama A&M (09/06/2025)
TD RUSHES	2	Reggie Davis at Alabama A&M (09/06/2025)
LONG RUSH	80	Jacorian Sewell at Alabama A&M (09/06/2025)
PASS ATTEMPTS	44	Jaylon Tolbert at Northwestern St. (08/28/2025)
PASS COMPLETIONS	23	Jaylon Tolbert at Alabama A&M (09/06/2025)
YARDS PASSING	182	Jaylon Tolbert at Northwestern St. (08/28/2025)
TD PASSES	1	Jaylon Tolbert at Alabama A&M (09/06/2025)
LONG PASS	42	Jaylon Tolbert at Northwestern St. (08/28/2025)
RECEPTIONS	7	Jarvis Rush at Alabama A&M (09/06/2025)
	7	Omarion Blakes at Northwestern St. (08/28/2025)
YARDS RECEIVING	60	Elijah Griffin at Northwestern St. (08/28/2025)
TD RECEPTIONS	1	Jarvis Rush at Alabama A&M (09/06/2025)
LONG RECEPTION	42	Elijah Griffin at Northwestern St. (08/28/2025)
PUNTS	5	Demetrion Duvall at Northwestern St. (08/28/2025)
PUNTING AVG	46.0	Demetrion Duvall at Alabama A&M (09/06/2025)
LONG PUNT	49	Demetrion Duvall at Alabama A&M (09/06/2025)
	49	Demetrion Duvall at Northwestern St. (08/28/2025)
PUNTS INSIDE 20	1	Demetrion Duvall at Northwestern St. (08/28/2025)
LONG PUNT RETURN	21	Omarion Blakes at Northwestern St. (08/28/2025)
LONG KICKOFF RETURN	31	Reggie Davis at Alabama A&M (09/06/2025)
	31	Tayvion Haney at Alabama A&M (09/06/2025)
TACKLES	11	TB Hinton at Alabama A&M (09/06/2025)
	11	TJ Jasper at Northwestern St. (08/28/2025)
SACKS	none	
TACKLES FOR LOSS	1	Orlandus McLaurin at Alabama A&M (09/06/2025)
	1	TB Hinton at Northwestern St. (08/28/2025)
	1	Eric Thomas Jr. at Northwestern St. (08/28/2025)
	1	Stemarion Edwards at Northwestern St. (08/28/2025)
	1	Gideon Spottsville at Northwestern St. (08/28/2025)
	1	Orlandus McLaurin at Northwestern St. (08/28/2025)
	1	Cedric Roberts at Northwestern St. (08/28/2025)
	1	Jaquez Dews at Northwestern St. (08/28/2025)

2025 STATISTICS (OVERALL: 0-2, SWAC: 0-0, HOME: 0-0, AWAY: 0-2, NETRAL: 0-0)

Team Results

Date	Opponent		Score	Att.
08/28/2025	at Northwestern St.	L	10-20	9434
09/06/2025	at Alabama A&M	L	31-41	15147

Rushing

Player	gp	att	gain	loss	net	avg	td	lg	avg/g
Jacorian Sewell	2	25	184	8	176	7.0	1	80	88.0
Reggie Davis	2	27	123	7	116	4.3	2	20	58.0
Tyler Macon	2	3	11	0	11	3.7	0	6	5.5
Ja'Coby Matthews	2	1	5	0	5	5.0	0	5	2.5
Tyran Warren	2	1	5	0	5	5.0	0	5	2.5
Tylon Citizen	2	2	4	0	4	2.0	0	3	2.0
Carl McDonald Jr.	1	1	2	0	2	2.0	0	2	2.0
Jaylon Tolbert	2	6	10	24	-14	-2.3	0	7	-7.0
Team	2	1	0	41	-41	-41.0	0	0	-20.5
Total	2	67	344	80	264	3.9	3	80	132.0
Opponents	2	77	398	24	374	4.9	4	51	187.0

Passing

Player	gp	effic	comp-att-int	pct	yds	td	lg	avg/g
Jaylon Tolbert	2	91.8	42-77-2	54.5	350	1	42	175.0
Total	2	91.8	42-77-2	54.5	350	1	42	175.0
Opponents	2	142.7	34-52-1	65.4	345	4	43	172.5

Receiving

Player	gp	no.	yds	avg	td	lg	avg/g
Omarion Blakes	2	8	27	3.4	0	9	13.5
Jarvis Rush	2	7	53	7.6	1	18	26.5
Tyran Warren	2	6	76	12.7	0	26	38.0
Tyler Macon	2	4	38	9.5	0	20	19.0
Elijah Griffin	1	3	60	20.0	0	42	60.0
Jacorian Sewell	2	3	21	7.0	0	12	10.5
Damien Jones	2	3	9	3.0	0	15	4.5
Neico Sandifer	2	3	10	3.3	0	6	5.0
Ja'Coby Matthews	2	2	17	8.5	0	10	8.5
Kole Williams	2	1	9	9.0	0	9	4.5
Reggie Davis	2	1	6	6.0	0	6	3.0
Deablo McGee	2	1	24	24.0	0	24	12.0
Total	2	42	350	8.3	1	42	175.0
Opponents	2	34	345	10.1	4	43	172.5

Game Records

Record	Overall	Home	Away	Neutral
ALL GAMES	0-2	0-0	0-2	0-0
CONFERENCE	0-0	0-0	0-0	0-0
NON-CONFERENCE	0-2	0-0	0-2	0-0

Team Statistics

	ALCORN	OPP
First Downs	38	35
Rushing	14	15
Passing	16	16
Penalty	8	4
Rushing Yardage	264	374
Rushing attempts	67	77
Average per rush	3.9	4.9
Average per game	132.0	187.0
TDs Rushing	3	4
Passing Yardage	350	345
Comp-Att-Int	42-77-2	34-52-1
Average per pass	4.5	6.6
Average per catch	8.3	10.1
Average per game	175.0	172.5
TDs Passing	1	4
Total offense	614	719
Average per play	4.3	5.6
Average per game	307.0	359.5
Kick returns: #-Yards	9-136	5-99
Punt returns: #-Yards	4-27	2-10
Int returns: #-Yards	1-72	2-0
Fumbles-Lost	3-3	2-2
Penalties-Yards	24-193	18-174
Punts-Avg	9-42.7	12-44.8
Time of possession / game	30:29	29:31
3rd-down conversion	9/29	11/27
4th-down conversion	2/7	1/1
PAT-attempts	(5-5) 100%	(7-8) 88%
2-point conversion-attempts	(0-0) 0%	(0-1) 0%

Interceptions

Player	no.	yds	avg	td	lg
Orlandus McLaurin	1	72	72.0	1	72
Total	1	72	72.0	1	72
Opponents	2	0	0.0	0	0



2025 STATISTICS (OVERALL: 0-2, SWAC: 0-0, HOME: 0-0, AWAY: 0-2, NETRAL: 0-0)

Field Goals

Player	fg	pct.	01-19	20-29	30-39	40-49	50-99	lg	blk
Grandin Willcox	2-3	66.7	0-0	0-0	0-0	1-1	1-2	51	0
Opponents	0-1	0.0	0-0	0-0	0-0	0-0	0-1	0	0

Scoring

Player	td	fg	PAT				dpx	saf	pts
			kick	rush	rcv	pass			
Reggie Davis	2	-	-	-	-	-	-	-	12
Grandin Willcox	-	2-3	5-5	-	-	-	-	-	11
Jacorian Sewell	1	-	-	-	-	-	-	-	6
Orlandus McLaurin	1	-	-	-	-	-	-	-	6
Jarvis Rush	1	-	-	-	-	-	-	-	6
Total	5	2-3	5-5	0	0	0	0	0	41
Opponents	9	0-1	7-8	0	0	0	0	0	61

Score by Periods

Team	1st	2nd	3rd	4th	OT	TOT
Alcorn	14	3	17	7	0	41
Opponents	34	7	7	13	0	61

Punting

Player	no.	yds	avg	lg	tb	fc	i20	50+	blk
Demetrian Duvall	8	355	44.4	49	1	3	1	0	0
Franklin Rogers	1	29	29.0	29	0	1	0	0	0
Total	9	384	42.7	49	1	4	1	0	0
Opponents	12	538	44.8	55	2	1	4	3	0

Punt Returns

Player	no.	yds	avg	td	lg
Omarion Blakes	2	17	8.5	0	21
Ja'Coby Matthews	2	10	5.0	0	9
Total	4	27	6.8	0	21
Opponents	2	10	5.0	0	9

Kick Returns

Player	no.	yds	avg	td	lg
Tylon Citizen	3	21	7.0	0	16
Reggie Davis	2	59	29.5	0	31
Tayvion Haney	2	56	28.0	0	31
Christopher Walley	1	0	0.0	0	0
Dedrick Borden	1	0	0.0	0	0
Total	9	136	15.1	0	31
Opponents	5	99	19.8	0	30

All Purpose

Player	g	rush	rcv	pr	kr	ir	total	avg/g
Jacorian Sewell	2	176	21	0	0	0	197	98.5
Reggie Davis	2	116	6	0	59	0	181	90.5
Tyran Warren	2	5	76	0	0	0	81	40.5
Orlandus McLaurin	2	0	0	0	0	72	72	36.0
Elijah Griffin	1	0	60	0	0	0	60	60.0
Tayvion Haney	2	0	0	0	56	0	56	28.0
Jarvis Rush	2	0	53	0	0	0	53	26.5
Tyler Macon	2	11	38	0	0	0	49	24.5
Omarion Blakes	2	0	27	17	0	0	44	22.0
Ja'Coby Matthews	2	5	17	10	0	0	32	16.0
Tylon Citizen	2	4	0	0	21	0	25	12.5
Deablo McGee	2	0	24	0	0	0	24	12.0
Neico Sandifer	2	0	10	0	0	0	10	5.0
Kole Williams	2	0	9	0	0	0	9	4.5
Damien Jones	2	0	9	0	0	0	9	4.5
Carl McDonald Jr.	1	2	0	0	0	0	2	2.0
Jaylon Tolbert	2	-14	0	0	0	0	-14	-7.0
Total	2	264	350	27	136	72	849	424.5
Opponents	2	374	345	10	99	0	828	414.0

Total Offense

Player	g	plays	rush	pass	total	avg/g
Jaylon Tolbert	2	83	-14	350	336	168.0
Jacorian Sewell	2	25	176	0	176	88.0
Reggie Davis	2	27	116	0	116	58.0
Tyler Macon	2	3	11	0	11	5.5
Ja'Coby Matthews	2	1	5	0	5	2.5
Tyran Warren	2	1	5	0	5	2.5
Tylon Citizen	2	2	4	0	4	2.0
Carl McDonald Jr.	1	1	2	0	2	2.0
Total	2	144	264	350	614	307.0
Opponents	2	129	374	345	719	359.5

2025 STATISTICS (OVERALL: 0-2, SWAC: 0-0, HOME: 0-0, AWAY: 0-2, NETRAL: 0-0)

Team Defense

			Tackles				Sacks	Pass defense			Fumbles	blkd		
##	Player	gp	ua	a	tot	tfl/yds	no-yds	int-yds	brup	qbh	fr-yds	ff	kick	saf
3	Stemarion Edwards	2	9	11	20	1.5-2
24	TJ Jasper	2	13	5	18
14	TB Hinton	2	5	8	13	1-5	.	.	.	1	1-0	1	.	.
11	Jaquez Dews	2	7	5	12	1-2	1	1	.
8	Cedric Roberts	2	4	6	10	1.5-2
2	Tayvion Haney	2	5	2	7	.	.	.	1
6	Bakari McCall	2	2	4	6
15	Eric Thomas Jr.	2	2	3	5	1-4
0	Gideon Spottsville	2	4	1	5	1-1
1	Orlandus McLaurin	2	5	.	5	2-10	.	1-72	1
21	Ricardo Butler	2	2	2	4
19	Jadyn Bost	2	1	2	3	.	.	.	1	1
7	Brent Barnes	2	1	2	3
17	Patrick Kince Jr.	2	1	2	3
88	Deshawn Palmer	2	1	2	3
92	Kaden Kenney	2	.	2	2	.	.	.	1
95	Lamarian Hatcher	2	1	1	2
98	Kenneth Andrews	2	.	2	2
91	E'Javious Jackson	1	1	.	1
13	Clinton McKinney	1	1	.	1
10	Jaharon Griffin	1	1	.	1
20	Deitron Parker	1	1	.	1
4	Jakobie Anderson	1	1	.	1
25	Elijah Ruffin	2	.	1	1	1-0	.	.	.
47	Kenyen Mckanstry	2	.	1	1
	Totals	2	68	62	130	9-26	0-0	1-72	4	2	2-0	2	1	0
	Opponents	2	63	78	141	13-51	3-20	2-0	6	5	3-8	2	0	0



2025 STATISTICS (OVERALL: 0-2, SWAC: 0-0, HOME: 0-0, AWAY: 0-2, NETRAL: 0-0)

Player	Total	NW	AAMU
Jacorian Sewell	197	61	136
Reggie Davis	181	71	110
Tyran Warren	81	28	53
Orlandus McLaurin	72	72	-
Elijah Griffin	60	60	DNP
Tayvion Haney	56	-	56
Jarvis Rush	53	-	53
Tyler Macon	49	21	28
Omarion Blakes	44	39	5
Ja'Coby Matthews	32	16	16
Tylon Citizen	25	22	3
Deablo McGee	24	24	-
Neico Sandifer	10	6	4
Damien Jones	9	-	9
Kole Williams	9	9	-
Carl McDonald Jr.	2	DNP	2
Jaylon Tolbert	-14	-13	-1

2025 STATISTICS (OVERALL: 0-2, SWAC: 0-0, HOME: 0-0, AWAY: 0-2, NETRAL: 0-0)

##	Player	GP-GS	NW	AAMU
0	Gideon Spottsville	2/2	START	START
0	Jarvis Rush	2/2	START	START
1	Neico Sandifer	2/0	XXX	XXX
1	Orlandus McLaurin	2/2	START	START
2	Reggie Davis	2/0	XXX	XXX
2	Tayvion Haney	2/2	START	START
3	Omarion Blakes	2/2	START	START
3	Stemarion Edwards	2/2	START	START
4	Ja'Coby Matthews	2/0	XXX	XXX
4	Jakobie Anderson	1/0	...	XXX
5	Geoffrey McKelton	1/0	XXX	...
5	Tyler Macon	2/0	XXX	XXX
6	Caleb Anderson	0/0
6	Bakari McCall	2/0	XXX	XXX
7	Tyran Warren	2/2	START	START
7	Brent Barnes	2/0	XXX	XXX
8	Elijah Griffin	1/0	XXX	...
8	Damien Jones	2/0	XXX	XXX
8	Cedric Roberts	2/0	XXX	XXX
10	Tre Lawrence	0/0
10	Jaharon Griffin	1/0	XXX	...
11	Jaylon Tolbert	2/2	START	START
11	Jaquez Dews	2/2	START	START
12	Kole Williams	2/0	XXX	XXX
12	Christopher Burnett	0/0
13	Clinton McKinney	1/0	XXX	...
13	Deablo McGee	2/0	XXX	XXX
14	TB Hinton	2/0	XXX	XXX
15	Eric Thomas Jr.	2/2	START	START
16	Grandin Willcox	2/0	XXX	XXX
17	Andre Washington	0/0
17	Patrick Kince Jr.	2/2	START	START
19	Jadyn Bost	2/0	XXX	XXX
19	Achillies Ringo	0/0
20	Deitron Parker	1/0	XXX	...
20	Traylon Minor	0/0
21	Lorenzo Garcia	0/0
21	Ricardo Butler	2/0	XXX	XXX
22	Carl McDonald Jr.	1/0	...	XXX
22	DeCorian Patton	0/0
23	Xavier Kately	0/0
23	Tylon Citizen	2/0	XXX	XXX
24	TJ Jasper	2/2	START	START
24	Kevin May	0/0
25	Demetrion Duvall	2/0	XXX	XXX
25	Elijah Ruffin	2/2	START	START
26	Kam Brown	1/0	XXX	...
27	Kinney Dozier	2/0	XXX	XXX
27	TaRel Seals	0/0
28	Jacorian Sewell	2/1	START	XXX
28	Tyreke Snow	0/0
29	Camren Stewart	0/0
29	Ernest Lyons III	0/0
30	Jaylen Mcroy	1/0	XXX	...
31	Jakel Houston-Irving	0/0
32	Andre Duke	0/0
33	Mahamadou Diarra	1/0	XXX	...
35	Dakaevion Harris	1/0	XXX	...
38	Devin Tribble	0/0
40	Christopher Walley	1/0	XXX	...



2025 STATISTICS

(OVERALL: 0-2, SWAC: 0-0, HOME: 0-0, AWAY: 0-2, NETRAL: 0-0)

##	Player	GP-GS	NW	AAMU
41	Simeon Washington Jr	0/0
42	Ah'Amorrian Ellis	0/0
44	Tony Deloach	0/0
45	Dillon Crowell	1/0	XXX	...
47	Kenyen Mckanstry	2/0	XXX	XXX
48	Jonaven Hill	0/0
50	Derrick Sinegal Jr.	1/0	XXX	...
51	Landen Sewell	1/1	...	START
52	Kamari Griffin	1/0	XXX	...
55	Ronald Brown	2/2	START	START
56	Jordan Towns	1/0	XXX	...
57	Brendon Gibson	0/0
58	Jaden Nguyen	1/0	XXX	...
59	Ahmad Thompson	0/0
62	Jaden Bryant	2/2	START	START
65	Cheikh Sall	0/0
66	Kriston Edwards	0/0
67	Cameran Rogers	2/2	START	START
69	Rashawn Gallaspy	2/2	START	START
70	Ibrahim Diallo	2/2	START	START
73	SharDez Taylor sr	1/0	XXX	...
74	Jackson Pickett	0/0
75	Juan Magee	1/0	XXX	...
77	AJ Barton	0/0
79	Derrick Cooper	1/0	XXX	...
80	Jamar Kaho	0/0
81	Kellon Mann	0/0
82	Trayvone Martin	0/0
83	Terrick Latham	1/0	XXX	...
84	Dedrick Borden	2/2	START	START
85	Joshua Good	0/0
87	Dylan Everett	0/0
88	Deshawn Palmer	2/0	XXX	XXX
90	Jerrell Erving	0/0
91	E'Javious Jackson	1/0	XXX	...
92	Kaden Kenney	2/2	START	START
93	Greg Shaffer	1/0	...	XXX
94	Franklin Rogers	2/0	XXX	XXX
95	Lamarian Hatcher	2/0	XXX	XXX
97	Olajahwon Harris	0/0
98	Kenneth Andrews	2/2	START	START
99	Rosco Malloy	0/0

2025 STATISTICS (OVERALL: 0-2, SWAC: 0-0, HOME: 0-0, AWAY: 0-2, NETRAL: 0-0)

All Tackles

Player	Total	Rush	Pass	Sack	KO	Punt	Int	Fumb	FF	Other
Stemarion Edwards	20	0	0	1.5	0	0	0	0	0	18.5
TJ Jasper	18	0	0	0	0	0	0	0	0	18
TB Hinton	13	0	0	1	0	0	0	0	0	12
Jaquez Dews	12	0	0	1	0	0	0	0	0	11
Cedric Roberts	10	0	0	1.5	0	0	0	0	0	8.5
Tayvion Haney	7	0	0	0	0	0	0	0	0	7
Bakari McCall	6	0	0	0	0	0	0	0	0	6
Eric Thomas Jr.	5	0	0	1	0	0	0	0	0	4
Gideon Spottsville	5	0	0	1	0	0	0	0	0	4
Orlandus McLaurin	5	0	0	2	0	0	0	0	0	3
Ricardo Butler	4	0	0	0	0	0	0	0	0	4
Jadyn Bost	3	0	0	0	0	0	0	0	0	3
Brent Barnes	3	0	0	0	0	0	0	0	0	3
Patrick Kince Jr.	3	0	0	0	0	0	0	0	0	3
Deshawn Palmer	3	0	0	0	0	0	0	0	0	3
Kaden Kenney	2	0	0	0	0	0	0	0	0	2
Lamarian Hatcher	2	0	0	0	0	0	0	0	0	2
Kenneth Andrews	2	0	0	0	0	0	0	0	0	2
E'Javious Jackson	1	0	0	0	0	0	0	0	0	1
Clinton McKinney	1	0	0	0	0	0	0	0	0	1
Jaharon Griffin	1	0	0	0	0	0	0	0	0	1
Deitron Parker	1	0	0	0	0	0	0	0	0	1
Jakobie Anderson	1	0	0	0	0	0	0	0	0	1
Elijah Ruffin	1	0	0	0	0	0	0	0	0	1
Kenyen Mckanstry	1	0	0	0	0	0	0	0	0	1
Total	130	0	0	9	0	0	0	0	0	121

Rushing Tackles

Player	No.
Total	0

Passing Tackles

Player	No.
Total	0

Special Teams Tackles

Player	Total	KO	Punt
Total	0	0	0

Kickoff return Tackles

Player	No.
Total	0

Punt Return Tackles

Player	No.
Total	0

**2025 STATISTICS** (OVERALL: 0-2, SWAC: 0-0, HOME: 0-0, AWAY: 0-2, NETRAL: 0-0)**Alcorn - Game Highs**

RUSHES	34	at Northwestern St. (08/28/2025)
YARDS RUSHING	186	at Alabama A&M (09/06/2025)
YARDS PER RUSH	5.6	at Alabama A&M (09/06/2025)
TD RUSHES	3	at Alabama A&M (09/06/2025)
PASS ATTEMPTS	44	at Northwestern St. (08/28/2025)
PASS COMPLETIONS	23	at Alabama A&M (09/06/2025)
YARDS PASSING	182	at Northwestern St. (08/28/2025)
YARDS PER PASS	5.1	at Alabama A&M (09/06/2025)
TD PASSES	1	at Alabama A&M (09/06/2025)
TOTAL PLAYS	78	at Northwestern St. (08/28/2025)
TOTAL OFFENSE	354	at Alabama A&M (09/06/2025)
YARDS PER PLAY	5.4	at Alabama A&M (09/06/2025)
POINTS	31	at Alabama A&M (09/06/2025)
SACKS BY	0 0	at Alabama A&M (09/06/2025) at Northwestern St. (08/28/2025)
FIRST DOWNS	20	at Alabama A&M (09/06/2025)
PENALTIES	15	at Northwestern St. (08/28/2025)
PENALTY YARDS	123	at Northwestern St. (08/28/2025)
TURNOVERS	4	at Northwestern St. (08/28/2025)
PUNTS	6	at Northwestern St. (08/28/2025)
PUNTING AVG	46.0	at Alabama A&M (09/06/2025)
LONG PUNT	49 49	at Alabama A&M (09/06/2025) at Northwestern St. (08/28/2025)
PUNTS INSIDE 20	1	at Northwestern St. (08/28/2025)
LONG PUNT RETURN	21	at Northwestern St. (08/28/2025)

2025 STATISTICS (OVERALL: 0-2, SWAC: 0-0, HOME: 0-0, AWAY: 0-2, NETRAL: 0-0)

Rushing

Player	gp	att	gain	loss	net	avg	td	lg	avg/g
Jacorian Sewell	2	25	184	8	176	7.0	1	80	88.0
Reggie Davis	2	27	123	7	116	4.3	2	20	58.0
Tyler Macon	2	3	11	0	11	3.7	0	6	5.5
Ja'Coby Matthews	2	1	5	0	5	5.0	0	5	2.5
Tyran Warren	2	1	5	0	5	5.0	0	5	2.5
Tylon Citizen	2	2	4	0	4	2.0	0	3	2.0
Carl McDonald Jr.	1	1	2	0	2	2.0	0	2	2.0
Jaylon Tolbert	2	6	10	24	-14	-2.3	0	7	-7.0
Team	2	1	0	41	-41	-41.0	0	0	-20.5
Total	2	67	344	80	264	3.9	3	80	132.0
Opponents	2	77	398	24	374	4.9	4	51	187.0

Passing

Player	gp	effic	comp-att-int	pct	yds	td	lg	avg/g
Jaylon Tolbert	2	91.8	42-77-2	54.5	350	1	42	175.0
Total	2	91.8	42-77-2	54.5	350	1	42	175.0
Opponents	2	142.7	34-52-1	65.4	345	4	43	172.5

Receiving

Player	gp	no.	yds	avg	td	lg	avg/g
Omarion Blakes	2	8	27	3.4	0	9	13.5
Jarvis Rush	2	7	53	7.6	1	18	26.5
Tyran Warren	2	6	76	12.7	0	26	38.0
Tyler Macon	2	4	38	9.5	0	20	19.0
Elijah Griffin	1	3	60	20.0	0	42	60.0
Jacorian Sewell	2	3	21	7.0	0	12	10.5
Damien Jones	2	3	9	3.0	0	15	4.5
Neico Sandifer	2	3	10	3.3	0	6	5.0
Ja'Coby Matthews	2	2	17	8.5	0	10	8.5
Kole Williams	2	1	9	9.0	0	9	4.5
Reggie Davis	2	1	6	6.0	0	6	3.0
Deablo McGee	2	1	24	24.0	0	24	12.0
Total	2	42	350	8.3	1	42	175.0
Opponents	2	34	345	10.1	4	43	172.5

Punt Returns

Player	no.	yds	avg	td	lg
Omarion Blakes	2	17	8.5	0	21
Ja'Coby Matthews	2	10	5.0	0	9
Total	4	27	6.8	0	21
Opponents	2	10	5.0	0	9

Interceptions

Player	no.	yds	avg	td	lg
Orlandus McLaurin	1	72	72.0	1	72
Total	1	72	72.0	1	72
Opponents	2	0	0.0	0	0

Kick Returns

Player	no.	yds	avg	td	lg
Tylon Citizen	3	21	7.0	0	16
Reggie Davis	2	59	29.5	0	31
Tayvion Haney	2	56	28.0	0	31
Christopher Walley	1	0	0.0	0	0
Dedrick Borden	1	0	0.0	0	0
Total	9	136	15.1	0	31
Opponents	5	99	19.8	0	30

Fumbles Recovered

Player	no.	yds	avg	td	lg
TB Hinton	1	0	0.0	0	0
Elijah Ruffin	1	0	0.0	0	0
Total	2	0	0.0	0	0
Opponents	3	8	2.7	1	8



2025 STATISTICS (OVERALL: 0-2, SWAC: 0-0, HOME: 0-0, AWAY: 0-2, NETRAL: 0-0)

Scoring

Player			PAT						
	td	fg	kick	rush	rcv	pass	dxp	saf	pts
Reggie Davis	2	-	-	-	-	-	-	-	12
Grandin Willcox	-	2-3	5-5	-	-	-	-	-	11
Jacorian Sewell	1	-	-	-	-	-	-	-	6
Orlandus McLaurin	1	-	-	-	-	-	-	-	6
Jarvis Rush	1	-	-	-	-	-	-	-	6
Total	5	2-3	5-5	0	0	0	0	0	41
Opponents	9	0-1	7-8	0	0	0	0	0	61

Field Goals

Player	fg	pct.	01-19	20-29	30-39	40-49	50-99	lg	blk
Grandin Willcox	2-3	66.7	0-0	0-0	0-0	1-1	1-2	51	0
Opponents	0-1	0.0	0-0	0-0	0-0	0-0	0-1	0	0

FG Sequence

Team Name	Alcorn	Opponents
Northwestern St.	(51)	51
Alabama A&M	(40),52	

Numbers in (parentheses) indicate field goal was made

Total Offense

Player	g	plays	rush	pass	total	avg/g
Jaylon Tolbert	2	83	-14	350	336	168.0
Jacorian Sewell	2	25	176	0	176	88.0
Reggie Davis	2	27	116	0	116	58.0
Tyler Macon	2	3	11	0	11	5.5
Ja'Coby Matthews	2	1	5	0	5	2.5
Tyran Warren	2	1	5	0	5	2.5
Tylon Citizen	2	2	4	0	4	2.0
Carl McDonald Jr.	1	1	2	0	2	2.0
Team	2	0	-41	0	-41	-20.5
Total	2	144	264	350	614	307.0
Opponents	2	129	374	345	719	359.5

Punting

Player	no.	yds	avg	lg	tb	fc	i20	50+	blk
Demetrian Duvall	8	355	44.4	49	1	3	1	0	0
Franklin Rogers	1	29	29.0	29	0	1	0	0	0
Total	9	384	42.7	49	1	4	1	0	0
Opponents	12	538	44.8	55	2	1	4	3	0

Kickoffs

Player	no.	yds	avg	tb	ob	retn	net	ydln
Grandin Willcox	9	542	60.2	4	0			
Total	9	542	60.2	4	0	5	38.1	26
Opponents	11	567	51.5	0	1	10	36.9	28

All Purpose

Player	g	rush	rcv	pr	kr	ir	total	avg/g
Jacorian Sewell	2	176	21	0	0	0	197	98.5
Reggie Davis	2	116	6	0	59	0	181	90.5
Tyran Warren	2	5	76	0	0	0	81	40.5
Orlandus McLaurin	2	0	0	0	0	72	72	36.0
Elijah Griffin	1	0	60	0	0	0	60	60.0
Tayvion Haney	2	0	0	0	56	0	56	28.0
Jarvis Rush	2	0	53	0	0	0	53	26.5
Tyler Macon	2	11	38	0	0	0	49	24.5
Omarion Blakes	2	0	27	17	0	0	44	22.0
Ja'Coby Matthews	2	5	17	10	0	0	32	16.0
Tylon Citizen	2	4	0	0	21	0	25	12.5
Deablo McGee	2	0	24	0	0	0	24	12.0
Neico Sandifer	2	0	10	0	0	0	10	5.0
Kole Williams	2	0	9	0	0	0	9	4.5
Damien Jones	2	0	9	0	0	0	9	4.5
Carl McDonald Jr.	1	2	0	0	0	0	2	2.0
Jaylon Tolbert	2	-14	0	0	0	0	-14	-7.0
Team	2	-41	0	0	0	0	-41	-20.5
Total	2	264	350	27	136	72	849	424.5
Opponents	2	374	345	10	99	0	828	414.0

2025 STATISTICS (OVERALL: 0-2, SWAC: 0-0, HOME: 0-0, AWAY: 0-2, NETRAL: 0-0)

Date	Opponent		Score	Overall	Conf	Time	Attend
08/28/2025	at Northwestern St.	L	10-20	0-1	0-0	4:33	9434
09/06/2025	at Alabama A&M	L	31-41	0-2	0-0	3:38	15147

Opponent	Score	First Downs				Rushing Number-Yards	Passing		Total Offense Plays-Yards	Return Yards	Turn- Overs
		Total	Rush	Pass	Pen		Comp-Att.-Int	Yards			
Northwestern St.	10-20	18 / 12	8 / 8	7 / 3	3 / 1	34-78 / 41-182	19-44-2 / 9-18-1	182 / 85	78-260 / 59-267	115 / 76	4 / 2
Alabama A&M	31-41	20 / 23	6 / 7	9 / 13	5 / 3	33-186 / 36-192	23-33-0 / 25-34-0	168 / 260	66-354 / 70-452	120 / 41	1 / 1
Totals	41-61	38 / 35	14 / 15	16 / 16	8 / 4	67-264 / 77-374	42-77-2 / 34-52-1	350 / 345	144-614 / 129-719	235 / 117	5 / 3



THE SWAC

CONFERENCE MISSION

The Southwestern Athletic Conference is organized exclusively for the purpose of encouraging, promoting, advancing, and conducting intercollegiate sports activities and other recreational and not-for-profit activities among the members of the Conference.

Its purposes are to:

- To uphold the principles of institutional control of, and responsibility for all collegiate sports conducted by the members of this organization in conformity with the Constitution and Bylaws hereof;
- To stimulate and improve intercollegiate athletic sports;
- To comply with satisfactory standards of scholarship and amateur standing and good sportsmanship;
- To preserve and maintain the collegiate athletic records of the members of the Southwestern Athletic Conference, and make them available upon request;
- To cooperate with other amateur athletic organizations in the promotion and conduct of intercollegiate athletic contests;
- To maintain fiscal management; and
- To legislate through Bylaws or Resolutions on subjects of general concern to the membership.

The members of the conference are committed to the philosophy of maintaining intercollegiate athletics as an integral part of the overall educational program. To this end, the conference believes in and subscribes to the fundamental principles of amateurism, institutional control, sound academic standards, financial aid, recruiting, and ethical conduct that governs intercollegiate athletics, and the enforcement of rules and regulations as adopted by the National Collegiate Athletic Association.

HISTORY AT A GLANCE

In 1920, eight men representing six colleges from the state of Texas met to discuss collegiate athletics and the many challenges that face their respective institutions. By the time the session in Houston had concluded, they had founded an athletic league that has slowly become one of the leading sports associations in the world of collegiate athletics, the Southwestern Athletic Conference. The founding fathers of the original Super Six were:

- C.H. Fuller of Bishop College
- Red Randolph and C.H. Patterson of Paul Quinn
- E.G. Evans, H.J. Evans and H.J. Starns of Prairie View A&M
- D.C. Fuller of Texas College
- G. Whitte Jordan of Wiley College

CHAMPIONSHIPS SPONSORED (18)

WOMEN (10): Volleyball, Cross Country, Soccer, Bowling, Indoor Track, Basketball, Outdoor Track, Softball, Golf, Tennis

MEN (8): Cross Country, Football, Indoor Track, Basketball, Golf, Tennis, Baseball, Outdoor Track



MEMBER INSTITUTIONS

Alabama A&M	Huntsville, Ala.
Alabama State	Montgomery, Ala.
Alcorn State	Lorman, Miss.
Bethune-Cookman	Daytona Beach, Fla.
Florida A&M	Tallahassee, Fla.
Grambling State	Grambling, La.
Jackson State	Jackson, Miss.
Mississippi Valley State	Itta Bena, Miss.
Prairie View A&M	Prairie View, Texas
Southern	Baton Rouge, La.
Texas Southern	Houston, Texas
Arkansas at Pine Bluff	Pine Bluff, Ark.