

2025 FOOTBALL



Week 6 - Games of October 4
Southeastern Conference Communications Office
SECSports.com • CollegePressBox.com

Chuck Dunlap (Primary SEC Football Contact) • cdunlap@sec.org • X/IG @SEC_Chuck
Ben Beaty (Secondary Football Contact) • bbeaty@sec.org • @BenBeaty
Phone: (205) 458-3000

	SEC	Pct.	PF	PA	Overall	Pct.	PF	PA	Home	Away	Neutral	Top 25	Top 10	Streak
Ole Miss	3-0	1.000	95	77	5-0	1.000	203	94	4-0	1-0	0-0	1-0	1-0	W5
Alabama	1-0	1.000	24	21	3-1	.750	152	66	2-0	1-1	0-0	1-0	1-0	W3
Missouri	1-0	1.000	29	20	5-0	1.000	226	73	5-0	0-0	0-0	1-0	0-0	W5
Oklahoma	1-0	1.000	24	17	4-0	1.000	125	36	3-0	1-0	0-0	2-0	0-0	W4
Texas A&M	1-0	1.000	16	10	4-0	1.000	143	96	3-0	1-0	0-0	1-0	1-0	W4
Vanderbilt	1-0	1.000	31	7	5-0	1.000	245	86	3-0	2-0	0-0	1-0	1-0	W5
Georgia	1-1	.500	65	65	3-1	.750	138	78	2-1	1-0	0-0	1-1	0-0	L1
LSU	1-1	.500	39	34	4-1	.800	135	61	3-0	1-1	0-0	1-1	1-0	L1
Tennessee	1-1	.500	82	78	4-1	.800	255	145	2-1	1-0	1-0	0-1	0-1	W2
South Carolina	1-2	.333	62	73	3-2	.600	124	94	2-1	0-1	1-0	0-1	0-0	W1
Texas	0-0	.000	0	0	3-1	.750	127	31	3-0	0-1	0-0	0-1	0-1	W3
Arkansas	0-1	.000	35	41	2-3	.400	187	150	2-1	0-2	0-0	0-2	0-0	L3
Florida	0-1	.000	10	20	1-3	.250	88	64	1-1	0-2	0-0	0-2	0-2	L3
Mississippi State	0-1	.000	34	41	4-1	.800	193	88	3-1	1-0	0-0	1-1	1-0	L1
Auburn	0-2	.000	27	40	3-2	.600	138	82	2-0	1-2	0-0	0-2	0-1	L2
Kentucky	0-2	.000	36	65	2-2	.500	108	104	2-1	0-1	0-0	0-1	0-0	L

NOTES: The SEC leads all conferences with three non-conference wins over teams currently ranked in the AP Top 25. The SEC's six non-conference losses are fewer than any conference.
vs. Top 25 - RECORD vs. TEAMS IN TOP 25 (AP, USA TODAY) WHEN GAME WAS PLAYED; TEAMS LISTED IN ALPHABETICAL ORDER UNLESS TIE-BREAKER APPLICABLE

FOUR LEAGUE GAMES OPEN OCTOBER

SATURDAY, OCTOBER 4

Kentucky (2-2, 0-2 SEC) at Georgia (3-1, 1-1 SEC) Series: UGA leads, 64-12-2
Noon ET • ABC Last: UGA, 13-12 (2024 at Lexington)
Athens, Ga. • Dooley Field at Sanford Stadium (93,033) SiriusXM: 374 - 84
Vanderbilt (5-0, 1-0 SEC) at Alabama (3-1, 1-0 SEC) Series: UA leads, 61-20-4
2:30 p.m. CT • ABC Last: VU, 40-35 (2024 at Nashville)
Tuscaloosa, Ala. • Saban Field at Bryant-Denny Stadium (100,077) SiriusXM: 137/190 - 84



Texas (3-1, 0-0 SEC) at Florida (1-3, 0-1 SEC) Series: TEX leads, 3-0-1
3:30 p.m. ET • ESPN Last: TEX, 49-17 (2024 at Austin)
Gainesville, Fla. • Spurrier Field at Ben Hill Griffin Stadium (88,548) SiriusXM: 113/191 - 145
Kent State (1-3) at Oklahoma (4-0, 1-0 SEC) Series: OU leads, 1-0
3 p.m. CT • SEC Network
Norman, Okla. • Oklahoma Memorial Stadium (83,489) SiriusXM: 111/192
Mississippi State (4-1, 0-1 SEC) at Texas A&M (4-0, 1-0 SEC) Series: Tied, 9-9
6:30 p.m. CT • SEC Network Last: TAMU, 34-24 (2024 at Starkville)
Bryan - College Station, Texas • Kyle Field (102,733) SiriusXM: 374 - 137/190

Open Date: Arkansas (2-3, 0-1 SEC); Auburn (3-2, 0-2 SEC); LSU (4-1, 1-1 SEC);
Ole Miss (5-0, 3-0 SEC); Missouri (5-0, 1-0 SEC); South Carolina (3-2, 1-2 SEC);
Tennessee (4-1, 1-1 SEC).

Football Student-Athlete Availability Reports:

www.SECsports.com/FBreports



SECSports.com • CollegePressBox.com • SECSportsMedia.com • @SEC
SEC on Facebook, Instagram, X/Twitter, TikTok

#ItJustMeansMore



2025 SEC Football

2025 SOUTHEASTERN CONFERENCE TEAM SCHEDULES AND RESULTS

ALABAMA CRIMSON TIDE (3-1, 1-0 SEC)

Home Stadium: Saban Field at Bryant-Denny Stadium (100,077)

Aug. 30	[8/8] at Florida State (rv/rv) L, 17-31	ABC	67,277
Sept. 6	[21/20] UL-MONROE W, 73-0	SEC Network	100,077
Sept. 13	[19/18] WISCONSIN W, 38-14	ABC	100,077
Sept. 20	Open Date		
Sept. 27	[17/16] at Georgia (5/3) W, 24-21	ABC	93,033
Oct. 4	[10/11] VANDERBILT (16/17)	ABC	2:30 p.m. CT
Oct. 11	at Missouri	ABC	11 a.m. CT
Oct. 18	TENNESSEE		
Oct. 25	at South Carolina		
Nov. 1	Open Date		
Nov. 8	LSU		
Nov. 15	OKLAHOMA		
Nov. 22	EASTERN ILLINOIS SEC+/ESPN+	1 p.m. CT	
Nov. 29	at Auburn		

ARKANSAS RAZORBACKS (2-3, 0-1 SEC)

Home Stadium(s): Reynolds Razorback (76,000); War Memorial (54,120)

Aug. 30	[-/RV] ALABAMA A&M W, 52-7	SEC Network	70,827
Sept. 6	ARKANSAS ST. (Little Rock) W, 56-14	SEC+/ESPN+	54,224
Sept. 13	at Ole Miss (17/13) L, 35-41	ESPN	65,068
Sept. 20	at Memphis (-/rv) L, 31-21	ABC	39,861
Sept. 27	NOTRE DAME (22/21) L, 13-56	ABC	75,111
Oct. 4	Open Date		
Oct. 11	at Tennessee	SEC Network	3:15 p.m. CT
Oct. 18	TEXAS A&M		
Oct. 25	AUBURN		
Nov. 1	MISSISSIPPI STATE		
Nov. 8	Open Date		
Nov. 15	at LSU		
Nov. 22	at Texas		
Nov. 29	MISSOURI		

AUBURN TIGERS (3-2, 0-2 SEC)

Home Stadium: Jordan-Hare Stadium (88,043)

Aug. 29	[RV/RV] at Baylor (rv/rv) W, 38-24	FOX	45,233
Sept. 6	[RV/RV] BALL STATE W, 42-3	ESPNU	88,043
Sept. 13	[24/RV] SOUTH ALABAMA W, 31-15	SEC Network	88,043
Sept. 20	[22/25] Oklahoma (11/12) L, 17-24	ABC	83,639
Sept. 27	[RV/RV] at Texas A&M (9/9) L, 10-16	ESPN	108,449
Oct. 4	Open Date		
Oct. 11	GEORGIA		
Oct. 18	MISSOURI		
Oct. 25	at Arkansas		
Nov. 1	KENTUCKY		
Nov. 8	at Vanderbilt		
Nov. 15	Open Date		
Nov. 22	MERCER SEC+/ESPN+	1 p.m. CT	
Nov. 29	ALABAMA		

FLORIDA GATORS (1-3, 0-1 SEC)

Home Stadium: Steve Spurrier-Florida Field at Ben Hill Griffin Stadium (88,548)

Aug. 30	[15/17] LONG ISLAND W, 55-0	SEC+/ESPN+	89,451
Sept. 6	[13/15] SOUTH FLORIDA (rv/rv) L, 16-18	SEC Network	89,909
Sept. 13	[RV/RV] at LSU (3/4) L, 10-20	ABC	102,158
Sept. 20	at Miami (4/6) L, 7-26	ABC	66,713
Sept. 27	Open Date		
Oct. 4	TEXAS (9/7)	ESPN	3:30 p.m. ET
Oct. 11	at Texas A&M		
Oct. 18	MISSISSIPPI STATE		
Oct. 25	Open Date		
Nov. 1	vs. Georgia (Jacksonville)	ABC	3:30 p.m. ET
Nov. 8	at Kentucky		
Nov. 15	at Ole Miss		
Nov. 22	TENNESSEE		
Nov. 29	FLORIDA STATE		

GEORGIA BULLDOGS (3-1, 1-1 SEC)

Home Stadium: Dooley Field at Sanford Stadium (93,033)

Aug. 30	[5/4] MARSHALL W, 45-7	ESPN	93,033
Sept. 6	[4/3] AUSTIN PEAY W, 28-6	SEC+/ESPN+	93,033
Sept. 13	[6/3] at Tennessee (15/15) W, 44-41 [OT]	ABC	101,915
Sept. 20	Open Date		
Sept. 27	[5/3] ALABAMA (17/16) L, 21-24	ABC	93,033
Oct. 4	[12/10] KENTUCKY	ABC	Noon ET
Oct. 11	at Auburn		
Oct. 18	OLE MISS		
Oct. 25	Open Date		
Nov. 1	vs. Florida (Jacksonville)	ABC	3:30 p.m. ET
Nov. 8	at Mississippi State	TBD	Noon ET
Nov. 15	TEXAS		
Nov. 22	CHARLOTTE	SEC Network	12:45 p.m. ET
Nov. 28	vs. Georgia Tech (Atlanta)	ABC	3:30 p.m. ET

KENTUCKY WILDCATS (2-2, 0-2 SEC)

Home Stadium: Kroger Field (61,000)

Aug. 30	TOLEDO W, 24-16	SEC Network	56,457
Sept. 6	OLE MISS (20/14) L, 23-30	ABC	58,346
Sept. 13	EASTERN MICHIGAN W, 48-23	ESPNU	58,489
Sept. 20	Open Date		
Sept. 27	at South Carolina L, 13-35	SEC Network	79,266
Oct. 4	at Georgia (12/10)	ABC	Noon ET
Oct. 11	Open Date		
Oct. 18	TEXAS		
Oct. 25	TENNESSEE		
Nov. 1	at Auburn		
Nov. 8	FLORIDA		
Nov. 15	TENNESSEE TECH ESPN+/SEC+	1:30 p.m. ET	
Nov. 22	at Vanderbilt		
Nov. 29	at Louisville		

2025 SEC Football

2025 SOUTHEASTERN CONFERENCE TEAM SCHEDULES AND RESULTS

LSU TIGERS (4-1, 1-1 SEC)

Home Stadium: Tiger Stadium (102,321)

Aug. 30	[9/9] at Clemson (4/6) W, 17-10	ABC	81,500
Sept. 6	[3/4] LOUISIANA TECH W, 23-7	SEC+/ESPN+	101,667
Sept. 13	[3/4] FLORIDA (rv/rv) W, 20-10	ABC	102,158
Sept. 20	[3/4] SE LOUISIANA W, 56-10	SEC Network	102,219
Sept. 27	[4/4] at Ole Miss (13/11) L, 19-24	ABC	67,737
Oct. 4	Open Date		
Oct. 11	SOUTH CAROLINA		
Oct. 18	at Vanderbilt		
Oct. 25	TEXAS A&M		
Nov. 1	Open Date		
Nov. 8	at Alabama		
Nov. 15	ARKANSAS		
Nov. 22	WESTERN KENTUCKY		
Nov. 29	at Oklahoma		

OLE MISS REBELS (5-0, 3-0 SEC)

Home Stadium: Vaught-Hemingway Stadium (64,038)

Aug. 30	[21/15] GEORGIA STATE W, 63-7	SEC Network	66,378
Sept. 6	[20/14] at Kentucky W, 30-23	ABC	58,346
Sept. 13	[17/13] ARKANSAS W, 41-35	ESPN	65,068
Sept. 20	[13/11] TULANE (rv/rv) W, 45-10	ESPN	65,644
Sept. 27	[13/11] LSU (4/4) W, 24-19	ABC	67,737
Oct. 4	Open Date		
Oct. 11	WASHINGTON STATE	SEC Network	11:45 a.m. CT
Oct. 18	at Georgia		
Oct. 25	at Oklahoma		
Nov. 1	SOUTH CAROLINA		
Nov. 8	THE CITADEL	SEC+/ESPN+	Noon CT
Nov. 15	FLORIDA		
Nov. 22	Open Date		
Nov. 28	at Mississippi State	TBD	11 a.m. CT

MISSISSIPPI STATE BULLDOGS (4-1, 0-1 SEC)

Home Stadium: Davis Wade Stadium at Scott Field (60,311)

Aug. 30	at Southern Miss W, 34-17	ESPN	33,485
Sept. 6	ARIZONA STATE (12/10) W, 24-20	ESPN2	50,808
Sept. 13	[RV/RV] ALCORN STATE W, 63-0	SEC+/ESPN+	49,158
Sept. 20	[RV/RV] NORTHERN ILLINOIS W, 38-10	SEC Network	45,803
Sept. 27	[RV/RV] TENNESSEE (15/15) L, 34-41 [OT]	SEC Network	60,417
Oct. 4	[RV/RV] at Texas A&M (6/5)	SEC Network	6:30 p.m. CT
Oct. 11	Open Date		
Oct. 18	at Florida		
Oct. 25	TEXAS		
Nov. 1	at Arkansas		
Nov. 8	GEORGIA	TBD	11 a.m. CT
Nov. 15	at Missouri		
Nov. 22	Open Date		
Nov. 28	OLE MISS	TBD	11 a.m. CT

MISSOURI TIGERS (5-0, 1-0 SEC)

Home Stadium: Memorial Stadium - Faurot Field (57,321)

Aug. 28	[RV/RV] CENTRAL ARKANSAS W, 61-6	SEC Network	57,321
Sept. 6	[RV/RV] KANSAS (rv/rv) W, 42-31	ESPN2	57,321
Sept. 13	[25/RV] UL-LAFAYETTE W, 52-10	SEC+/ESPN+	57,321
Sept. 20	[23/22] SOUTH CAROLINA (rv/24) W, 29-20	ESPN	57,321
Sept. 27	[20/19] UMASS W, 42-6	ESPNU	57,321
Oct. 4	Open Date		
Oct. 11	ALABAMA	ABC	11 a.m. CT
Oct. 18	at Auburn		
Oct. 25	at Vanderbilt		
Nov. 1	Open Date		
Nov. 8	TEXAS A&M		
Nov. 15	MISSISSIPPI STATE		
Nov. 22	at Oklahoma	TBD	11 a.m. CT
Nov. 29	at Arkansas		

OKLAHOMA SOONERS (4-0, 1-0 SEC)

Home Stadium: Oklahoma Memorial Stadium (83,489)

Aug. 30	[18/RV] ILLINOIS STATE W, 35-3	SEC+/ESPN+	83,218
Sept. 6	[18/24] MICHIGAN (15/13) W, 24-13	ABC	84,107
Sept. 13	[13/16] at Temple W, 42-3	ESPN2	24,927
Sept. 20	[11/12] AUBURN (22/25) W, 24-17	ABC	83,639
Sept. 27	Open Date		
Oct. 4	[5/8] KENT STATE	SEC Network	3 p.m. CT
Oct. 11	vs. Texas (Dallas)	ABC	2:30 p.m. CT
Oct. 18	at South Carolina		
Oct. 25	OLE MISS		
Nov. 1	at Tennessee		
Nov. 8	Open Date		
Nov. 15	at Alabama		
Nov. 22	MISSOURI	TBD	11 a.m. CT
Nov. 29	LSU		

SOUTH CAROLINA GAMECOCKS (3-2, 1-2 SEC)

Home Stadium: Williams-Brice Stadium (77,559)

Aug. 31	[13/13] vs. Virginia Tech (Atlanta) W, 24-11	ESPN	55,531
Sept. 6	[10/11] SOUTH CAROLINA ST. W, 38-10	SEC+/ESPN+	79,705
Sept. 13	[11/10] VANDERBILT (rv/rv) L, 7-31	SEC Network	79,873
Sept. 20	[RV/24] at Missouri (23/22) L, 20-29	ESPN	57,321
Sept. 27	KENTUCKY W, 35-13	SEC Network	79,266
Oct. 4	Open Date		
Oct. 11	at LSU		
Oct. 18	OKLAHOMA		
Oct. 25	ALABAMA		
Nov. 1	at Ole Miss		
Nov. 8	Open Date		
Nov. 15	at Texas A&M		
Nov. 22	COASTAL CAROLINA		
Nov. 29	CLEMSON	TBD	Noon ET

Team's AP & USA Today Rankings Listed Before Opponent's Name & Opponents' Rankings Listed after its Name (at time of game)

BOLD denotes home game ; * - SEC Game

2025 SEC Football

2025 SOUTHEASTERN CONFERENCE TEAM SCHEDULES AND RESULTS

TENNESSEE VOLUNTEERS (4-1, 1-1 SEC)

Home Stadium: Neyland Stadium (101,915)

Aug. 30	[24/18] vs. Syracuse (Atlanta)	W, 45-26	ABC	45,918
Sept. 6	[22/17] ETSU	W, 72-17	SEC+/ESPN+	101,915
Sept. 13	[15/15] GEORGIA (6/3)	L, 41-44 [OT]	ABC	101,915
Sept. 20	[15/15] UAB	W, 56-24	SEC Network	101,915
Sept. 27	[15/15] at Mississippi State (rv/rv)	W, 41-34 [OT]	SEC Network	60,417
Oct. 4	Open Date			
Oct. 11	ARKANSAS		SEC Network	4:15 p.m. ET
Oct. 18	at Alabama			
Oct. 25	at Kentucky			
Nov. 1	OKLAHOMA			
Nov. 8	Open Date			
Nov. 15	NEW MEXICO STATE		SEC Network	4:15 p.m. ET
Nov. 22	at Florida			
Nov. 29	VANDERBILT			

TEXAS LONGHORNS (3-1, 0-0 SEC)

Home Stadium: Darrell K Royal Memorial Stadium (100,119)

Aug. 30	[1/1] at Ohio State (3/2)	L, 7-14	FOX	107,524
Sept. 6	[7/6] SAN JOSE STATE	W, 38-7	ABC	100,841
Sept. 13	[7/7] UTEP	W, 27-10	SEC Network	102,025
Sept. 20	[8/7] SAM HOUSTON	W, 55-0	SEC+/ESPN+	103,003
Sept. 27	Open Date			
Oct. 4	[9/7] at Florida		ESPN	2:30 p.m. CT
Oct. 11	vs. Oklahoma (Dallas)		ABC	2:30 p.m. CT
Oct. 18	at Kentucky			
Oct. 25	at Mississippi State			
Nov. 1	VANDERBILT	TBD		11 a.m. CT
Nov. 8	Open Date			
Nov. 15	at Georgia			
Nov. 22	ARKANSAS			
Nov. 28	TEXAS A&M		ABC	6:30 p.m. CT

TEXAS A&M AGGIES (4-0, 1-0 SEC)

Home Stadium: Kyle Field (102,733)

Aug. 30	[19/21] UTSA	W, 42-24		ESPN	107,521
Sept. 6	[19/22] UTAH STATE	W, 44-22		SEC Network	100,026
Sept. 13	[16/17] at Notre Dame (8/8)	W, 41-40		NBC	77,622
Sept. 20	Open Date				
Sept. 27	[9/9] AUBURN (rv/rv)	W, 16-10		ESPN	108,449
Oct. 4	[6/5] MISSISSIPPI STATE (rv/rv)			SEC Network	6:30 p.m. CT
Oct. 11	FLORIDA				
Oct. 18	at Arkansas				
Oct. 25	at LSU				
Nov. 1	Open Date				
Nov. 8	at Missouri				
Nov. 15	SOUTH CAROLINA				
Nov. 22	SAMFORD		SEC+/ESPN+		11 a.m. CT
Nov. 28	at Texas		ABC		6:30 p.m. CT

VANDERBILT COMMODORES (5-0, 1-0 SEC)

Home Stadium: FirstBank Stadium (35,000)

Aug. 30	[-/RV] CHARLESTON SOUTHERN	W, 45-3		SEC+/ESPN+	35,000
Sept. 6	[-/RV] at Virginia Tech	W, 44-20		ACC Network	65,632
Sept. 13	[RV/RV] at South Carolina (11/10)	W, 31-7		SEC Network	79,873
Sept. 20	[20/23] GEORGIA STATE	W, 70-21		ESPNU	35,000
Sept. 27	[18/20] UTAH STATE	W, 55-35		SEC Network	33,688
Oct. 4	[16/17] at Alabama (10/11)			ABC	2:30 p.m. CT
Oct. 11	Open Date				
Oct. 18	LSU				
Oct. 25	MISSOURI				
Nov. 1	at Texas		TBD		11 a.m. CT
Nov. 8	AUBURN				
Nov. 15	Open Date				
Nov. 22	KENTUCKY				
Nov. 29	at Tennessee				

2025 SEC WEEK-BY-WEEK SCHEDULES AND RESULTS
August 28

Central Arkansas (6) at Missouri (61) [TV: 5-6]

August 29

Auburn (38) at Baylor (24) [TV: 8]

August 30

Alabama (17) at Florida State (31) [TV: 1-6]

Alabama A&M (7) at Arkansas (52) [TV: 5-6]

Long Island (0) at Florida (55) [TV: 10]

Marshall (7) at Georgia (45) [TV: 2-6]

Toledo (16) at Kentucky (24) [TV: 5-6]

LSU (17) at Clemson (10) [TV: 1-6]

Georgia State (7) at Ole Miss (63) [TV: 5-6]

Mississippi State (34) at Southern Miss (17) [TV: 2-6]

Illinois State (3) at Oklahoma (35) [TV: 10]

Tennessee (45) vs. Syracuse (26) (Atlanta) [TV: 1-6]

Texas (7) at Ohio State (14) [TV: 8]

UTSA (24) at Texas A&M (42) [TV: 2-6]

Charleston Southern (3) at Vanderbilt (45) [TV: 10]

August 31

South Carolina (24) vs. Virginia Tech (11) (Atlanta)

September 6

UL-Monroe (0) at Alabama (73) [TV: 5-6]

Arkansas State (14) at Arkansas (56) (Little Rock) [TV: 10]

Ball State (3) at Auburn (42) [TV: 4-6]

South Florida (18) at Florida (16) [TV: 5-6]

Austin Peay (6) at Georgia (28) [TV: 10]

Ole Miss (30) at Kentucky (23) [TV: 1-6]

Louisiana Tech (7) at LSU (23) [TV: 10]

Arizona State (20) at Mississippi State (24) [TV: 3-6]

Kansas (31) at Missouri (42) [TV: 3-6]

Michigan (13) at Oklahoma (24) [TV: 1-6]

South Carolina State (10) at South Carolina (38) [TV: 10]

ETSU (17) at Tennessee (72) [TV: 10]

San Jose State (7) at Texas (38) [TV: 1-6]

Utah State (22) at Texas A&M (44) [TV: 5-6]

Vanderbilt (44) at Virginia Tech (20) [TV: 13]

September 13

Wisconsin (14) at Alabama (38) [TV: 1-6]

South Alabama (15) at Auburn (31) [TV: 5-6]

E. Michigan (23) at Kentucky (48) [TV: 4-6]

Florida (10) at LSU (20) [TV: 1-6]

Arkansas (35) at Ole Miss (41) [TV: 2-6]

Alcorn State (0) at Mississippi State (63) [TV: 10]

UL-Lafayette (10) at Missouri (52) [TV: 10]

Oklahoma (42) at Temple (3) [TV: 3-6]

Vanderbilt (31) at South Carolina (7) [TV: 5-6]

Georgia (44) at Tennessee (41) OT [TV: 1-6]

UTEP (10) at Texas (27) [TV: 5-6]

Texas A&M (41) at Notre Dame (40) [TV: 14]

September 20

Arkansas (31) at Memphis (32) [TV: 1-6]

Florida (7) at Miami (26) [TV: 1-6]

SE Louisiana (10) at LSU (56) [TV: 5-6]

Tulane (10) at Ole Miss (45) [TV: 2-6]

N. Illinois (10) at Mississippi State (38) [TV: 5-6]

South Carolina (20) at Missouri (29) [TV: 2-6]

Auburn (17) at Oklahoma (24) [TV: 1-6]

UAB (24) at Tennessee (56) [TV: 5-6]

Sam Houston (0) at Texas (55) [TV: 10]

Georgia State (21) at Vanderbilt (70) [TV: 4-6]

September 27

Notre Dame (56) at Arkansas (13) [TV: 1-6]

Alabama (24) at Georgia (21) [TV: 1-6]

LSU (19) at Ole Miss (24) [TV: 1-6]

Tennessee (41) at Mississippi State (34) OT [TV: 5-6]

UMass (6) at Missouri (42) [TV: 4-6]

Kentucky (13) at South Carolina (35) [TV: 5-6]

Auburn (10) at Texas A&M (16) [TV: 2-6]

Utah State (35) at Vanderbilt (55) [TV: 5-6]

October 4

Vanderbilt at Alabama [TV: 1-6] (2:30 pm CT)

Texas at Florida [TV: 2-6] (3:30 pm ET)

Kentucky at Georgia [TV: 1-6] (Noon ET)

Kent State at Oklahoma [TV: 5-6] (3 pm CT)

Mississippi State at Texas A&M [TV: 5-6] (6:30 pm CT)

October 11

Georgia at Auburn

South Carolina at LSU

Washington State at Ole Miss [TV: 5-6] (11:45 am CT)

Alabama at Missouri [TV: 1-6] (11 am CT)

Arkansas at Tennessee [TV: 5-6] (4:15 pm CT)

Oklahoma vs. Texas (Dallas) [TV: 1-6] (2:30 pm CT)

Florida at Texas A&M

October 18

Tennessee at Alabama

Texas A&M at Arkansas

Missouri at Auburn

Mississippi State at Florida

Ole Miss at Georgia

Texas at Kentucky

Oklahoma at South Carolina

LSU at Vanderbilt

October 25

Auburn at Arkansas

Tennessee at Kentucky

Texas A&M at LSU

Texas at Mississippi State

Ole Miss at Oklahoma

Alabama at South Carolina

Missouri at Vanderbilt

November 1

Mississippi State at Arkansas

Kentucky at Auburn

Georgia vs. Florida (Jacksonville) [TV: 1-6] (3:30 pm CT)

South Carolina at Ole Miss

Oklahoma at Tennessee

Vanderbilt at Texas [TV: TBD] (11 am CT)

November 8

LSU at Alabama

Florida at Kentucky

The Citadel at Ole Miss [TV: 10] (Noon CT)

Georgia at Mississippi State [TV: TBD] (11 am CT)

Texas A&M at Missouri

Auburn at Vanderbilt

November 15

Oklahoma at Alabama

Texas at Georgia

Tennessee Tech at Kentucky [TV: 10] (12:30 pm ET)

Arkansas at LSU

Florida at Ole Miss

Mississippi State at Missouri

New Mexico State at Tennessee [TV: 5-6] (3:15 pm ET)

South Carolina at Texas A&M

November 22

Eastern Illinois at Alabama [TV: 10] (1 pm CT)

Mercer at Auburn [TV: 10] (1 pm CT)

Tennessee at Florida

Charlotte at Georgia [TV: 5-6] (12:45 pm CT)

Western Kentucky at LSU

Missouri at Oklahoma [TV: TBD] (Noon CT)

Coastal Carolina at South Carolina

Arkansas at Texas

Samford at Texas A&M [TV: 10] (11 am CT)

Kentucky at Vanderbilt

November 28

Georgia vs. Georgia Tech (Atlanta) [TV: 1-6] (3:30 pm ET)

Ole Miss at Mississippi State [TV: TBD] (11 am CT)

Texas A&M at Texas [TV: 1-6] (6:30 pm CT)

November 29

Missouri at Arkansas

Alabama at Auburn

Florida State at Florida

Kentucky at Louisville

LSU at Oklahoma

Clemson at South Carolina [TV: TBD] (Noon ET)

Vanderbilt at Tennessee

December 6

SEC Football Championship (Atlanta)

SEC COACHES TELECONFERENCE

Dates: Every Wednesday (8/27- 11/18)

Link/Number: Sent via e-mail from SEC Communications Office Weekly

Replays: www.SECsports.com

Order of Appearance

(All Times Central)

10:00 a.m.	Brian Kelly, LSU
10:10 a.m.	Kirby Smart, Georgia
10:20 a.m.	Billy Napier, Florida
10:30 a.m.	Brent Venables, Oklahoma
10:40 a.m.	Bobby Petrino, Arkansas
10:50 a.m.	Josh Heupel, Tennessee
11:00 a.m.	OPEN
11:10 a.m.	Shane Beamer, South Carolina
11:20 a.m.	Elijah Drinkwitz, Missouri
11:30 a.m.	Kalen DeBoer, Alabama
11:40 a.m.	Mark Stoops, Kentucky
11:50 a.m.	Jeff Leiby, Mississippi State
12:00 p.m.	Hugh Freeze, Auburn
12:10 p.m.	OPEN
12:20 p.m.	Clark Lea, Vanderbilt
12:30 p.m.	Steve Sarkisian, Texas
12:40 p.m.	Mike Elko, Texas A&M
12:50 p.m.	Lane Kiffin, Ole Miss

SEC FOOTBALL WEEKLY MEDIA SERVICES

Sundays – Standings, Statistics, Results, Upcoming Schedule to proof. (Will always attempt to have first draft of stats out late Saturday night when possible.)

Early version of release for Monday pressers will be available late Sunday PM.

Mondays – Final Stats, Players of the Week, TV Selections (AM)

Tuesdays – Final Release available via email/SECsports.com/CollegePressBox.com early to mid-AM.

Wednesdays – Football Coaches Media Teleconference (10 a.m. CT) / available on SECsports.com (PM)

Thursdays/Fridays – Previews on SECsports.com and SEC Network

Saturdays – Post-game quotes, notes, final books & stats available on CollegePressBox.com;

Full coverage throughout the day on SECsports.com and SEC social media channels.

SEC COMMUNICATIONS STAFF

Herb Vincent, Associate Commissioner (hvincent@sec.org / @SEChervin)

Chuck Dunlap, Director (cdunlap@sec.org / X/IG - @SEC_Chuck)

- Primary SEC Football Contact

Craig Pinkerton, Director (cpinkerton@sec.org / @SEC_Craig)

Tammy Wilson, Director (twilson@sec.org / @SEC_Tammy)

B.C. Romano, Creative Services Director (bcromano@sec.org)

Ben Beaty, Assistant Director (bbeaty@sec.org / @BenBeaty)

- Secondary Football Contact

Jill Skotarczak, Assistant Director (jskotarczak@sec.org / @SEC_Jill)

Taylor Brasher, Social Media Director (tbrasher@sec.org)

Office Phone: (205) 458-3000

SEC FOOTBALL INFORMATION ON THE INTERNET

SECsports.com is the official website of the Southeastern Conference. Football information is updated regularly on the site including stats, standings, news and notes. The site also contains video highlights and features during the season.

CollegePressBox.com is the official media website for Division I football. Access and download game notes, quotes, statistics, media guides, headshots, logos and more for all FBS schools, conferences, postseason games, awards and the College Football Playoff. For access, please register for an account at collegepressbox.com/register.

SEC FOOTBALL CONTACTS

ALABAMA - Alex Thompson

athompson@ia.ua.edu
Phone: (440) 666-7615
X: @AlabamaFTBL
Secondary Contact: Aaron Jordan
ajordan@ia.ua.edu
Phone: (205) 913-1979
Tertiary Contact: Nick Cicere
ncicere@ia.ua.edu
Phone: (719) 330-1001

ARKANSAS - Kyle Parkinson

kparkin@uark.edu
Phone: (479) 387-4753
X @TheOtherKP
Secondary Contact: Oliver Grigg
ogrigg@uark.edu
479.502.6577
@Oliver_Grigg
Secondary Contact: Hunter Corneliusen
hc068@uark.edu
Phone: (479) 380-2194
X @HunterCor

AUBURN - Taylor Bryan

tb@auburn.edu
Phone: (254) 709-4411
X: @TaBryan
Secondary:
George Nunnally, gnunnally@auburn.edu
Wes Todd, wlt0006@auburn.edu
Kendra Willard, kal0014@auburn.edu

FLORIDA - Scott Burns

ScottB@gators.ufl.edu
(812) 322-5285
X: @scott__burns
Secondary Contact:
Matthew Hutchison
MatthewH@gators.ufl.edu
Tertiary Contact:
Sullivan Bortner
SullivanB@gators.ufl.edu

GEORGIA - Leland Barrow

leland@sports.uga.edu
Phone: (678) 378-3085
X: @GeorgiaFootball
Secondary Contact: Christopher Lakos
clakos@sports.uga.edu

KENTUCKY – Susan Lax

Slax0@uky.edu
Phone: (859) 608-5019
X: @slax0
Tony Neely
tneely@uky.edu; X: @tneel
Secondary Contact: Matt May
matt.may@uky.edu
Secondary Contact: Cami Williams
Camiran.moore@uky.edu

LSU - Michael Bonnette

mbonnet@lsu.edu
Phone: (225) 241-4845 (cell)
X: @lsubonnette
Secondary Contact: Brandon Berrio
bberri1@lsu.edu
Phone: (225) 328-7065 (cell)
Secondary Contact: Bill Franques
wfranqu@lsu.edu
Phone: (225) 241-4359

OLE MISS - Kyle Campbell

kyle@olemiss.edu
Phone: (662) 915-7522
Twitter: @CampbellKyle
Secondary Contact: Brad Sheffield
brads@olemiss.edu
Secondary Contact: Tyler Wooten
tjwooten@olemiss.edu

MISSISSIPPI STATE - Brandon Langlois

BLanglois@athletics.msstate.edu
Phone: (601) 405-5650
Twitter: LangloisMSU
Secondary Contact: Kelly Shipp
KShipp@athletics.msstate.edu

MISSOURI - Josh Maxson

Josh.maxson@missouri.edu
Phone: (205) 242-5917
X: @MizzouFootball
Secondary Contact: Brock Busick
bbusick@missouri.edu
Phone: (515) 979-9812

OKLAHOMA - Mike Houck

mhouck@ou.edu
Office: (405) 325-8227
X: @mhouckOU
Secondary Contact: Eric Hollier
ehollier@ou.edu
Secondary Contact: Patrick Dunn
patrickdunn@ou.edu

SOUTH CAROLINA - Steve Fink

finksc@mailbox.sc.edu
X: @SteveFink_SID
Phone: (803) 777-7987
Cell: (803) 240-5268
Secondary Contact: Kent Reichert
kentr2@mailbox.sc.edu
Phone: (803) 777-5257
Secondary Contact: David Fox
DF25@mailbox.sc.edu
(803) 777-1994

TENNESSEE - Bill Martin

billmartin@tennessee.edu
Phone: (865) 974-4167
X: @Bill_Martin
Secondary Contact:
Sean Barows
sbarows@tennessee.edu
Phone: (865) 974-7478

TEXAS - John Bianco

john.bianco@athletics.utexas.edu
Office: (512) 471-1346
Cell: (512) 748-9315
X: @UT_Bianco
Secondary Contact: Thomas Stepp
thomas.stepp@athletics.utexas.edu
Office: (512) 471-7877
Cell: (512) 748-4615
Secondary Contact: Grace Tafolla
grace.tafolla@athletics.utexas.edu
Phone: (319) 310-4576

TEXAS A&M -Kat Castner

kcastner@athletics.tamu.edu
Phone: (484) 695-0670
X: @KatCastner
Secondary Contact: Brad Marquardt
bmarquardt@athletics.tamu.edu
Phone: (979) 229-8651
Secondary Contact: Tyler Pounds
tpounds@athletics.tamu.edu
Phone: (979) 848-6317

VANDERBILT - Laura Topp

laura.topp@vanderbilt.edu
Phone: (414) 708-0062
X: @VandyFootball
Secondary Contact: Brian Fremund
brian.fremund@vanderbilt.edu
Phone: (251) 623-3191

Primary Contacts in BOLD

SEC SCHOOL WEEKLY PRESS CONFERENCES (Streamed live on SEC Network +)

(Some schools may not have a press conference prior to open date weekend.)

ALABAMA – Game week Mondays from 11:30 a.m.-12:30 p.m. CT, in the Naylor Stone Media Room.

ARKANSAS – Game week Mondays at Noon CT via Zoom and inside Broyles Center media room.

AUBURN – Weekly press conference will be Monday at 11:30. It is streamed live through War Eagle+.

FLORIDA – Game week Mondays at the Heavener Football Training Center (Napier - approx. 11:45 a.m. ET with players after). Live stream on X (@GatorsFB) and video replay at FloridaGators.com/Watchchannels and video replay at FloridaGators.com/Watch.

GEORGIA – Game week Mondays from Noon ET to 1 p.m. in the Butts-Mehre Building.

KENTUCKY – Game week Mondays at Noon ET in the Kroger Field Media Room.

LSU – Game week Mondays from Noon - 12:30 p.m. CT.

OLE MISS – Game week Mondays at 11:45 a.m. CT in Team Meeting Room of Manning Center.

MISSISSIPPI STATE – Lebby's game-week press conference is at 11:30 a.m. CT Monday inside the Seal Football Complex Team Room.

MISSOURI – Game week Tuesdays at Noon CT in the South End Zone Facility.

OKLAHOMA – Game week Tuesdays at 11:30 a.m. CT; Livestream at SoonerSports.com.

SOUTH CAROLINA – Game week Tuesdays at 1 p.m. ET, Media Room, Long Family Football Operations Center.

TENNESSEE – Game week Mondays at 12:15 ET, North Studio in Neyland-Thompson Sports Center.

TEXAS – Game week Monday beginning at 11:30 am CT.

TEXAS A&M – Game week Mondays beginning at 1:30 p.m. CT inside the Kyle Field Media Center.

VANDERBILT – Game week Tuesdays at 1 p.m. CT.

SEC SCHOOL WEEKLY TELECONFERENCES

(Contact school's SID office for additional teleconference information. Phone numbers are confidential and for media use only. Some schools may not have a teleconference prior to open date weekend.)

ALABAMA – Coach DeBoer participates in the weekly SEC media teleconference.

ARKANSAS – Coach Petrino participates in the weekly SEC media teleconference.

AUBURN – Coach Freeze participates in the weekly SEC media teleconference.

FLORIDA – Coach Napier participates in the weekly SEC media teleconference.

GEORGIA – Coach Smart participates in the weekly SEC media teleconference.

KENTUCKY – Coach Stoops participates in the weekly SEC media teleconference.

LSU – Coach Kelly participates in the weekly SEC media teleconference.

OLE MISS – Coach Kiffin participates in the weekly SEC media teleconference.

MISSISSIPPI STATE – Coach Lebby participates in the weekly SEC media teleconference.

MISSOURI – Coach Drinkwitz participates in the weekly SEC media teleconference.

OKLAHOMA – Coach Venables participates in the weekly SEC media teleconference.

SOUTH CAROLINA – Sundays 5 p.m. ET. Please contact Steve Fink for more information.

Beamer also participates in the weekly SEC media teleconference.

TENNESSEE – Coach Heupel participates in the weekly SEC media teleconference.

TEXAS – Coach Sarkisian participates in the weekly SEC media teleconference.

TEXAS A&M – Coach Elko participates in the weekly SEC media teleconference.

VANDERBILT – Coach Lea participates in the weekly SEC media teleconference.

SEC SCHOOL FTP FEEDS

(Contact school's SID office for copyright and usage information. Some schools may not have a feed prior to open date weekend.)

ALABAMA – Weekly feeds available on FTP. For more information contact Christopher England (cengland@ia.ua.edu).

ARKANSAS – Weekly feeds available on FTP. Contact Michelle Glover (mlglover@uark.edu) for more information.

AUBURN – Weekly feeds available on auburn.imagencloud.com (sign up for free account) later Monday afternoon. Contact Parker Leppien, of AU Athletics Department at pkl0005@auburn.edu.

FLORIDA – Weekly following press conferences on the 2025 Gators Football Media Portal. Please contact Scott Burns at scottb@gators.ufl.edu for details.

GEORGIA – Contact the UGA Sports Communications Office to access the Georgia Media Portal. Also, media available on Georgia's YouTube channel:

<https://www.youtube.com/@GeorgiaBulldogsAthletics>

KENTUCKY – Weekly feeds available on FTP and available at vimeo.com/KYWildcatsTV. Contact Susan Lax at UK Media Relations (slax0@uky.edu) for information.

LSU – Weekly feeds available via FTP each Monday after 4:30 p.m. CT. Contact Michael Bonnette at mbonnet@lsu.edu for details.

OLE MISS – Weekly feeds available on FTP. Contact Jake Hromada at jahromad@olemiss.edu for details.

MISSISSIPPI STATE – Weekly feeds available via Dropbox shared folder on Monday afternoons. Please contact Kelly Shipp at kshipp@athletics.msstate.edu. blanglois@athletics.msstate.edu.

MISSOURI – Media is available on Mizzou's YouTube channel (<https://www.youtube.com/mizzounetwork>).

OKLAHOMA – Contact Mike Houck (mhouch@ou.edu) for information.

SOUTH CAROLINA – Weekly feeds available on FTP. Contact Steve Fink at USC Athletics Communications (finksc@mailbox.sc.edu) for details.

TENNESSEE – Coach Heupel's Monday press conference and student-athlete press conferences are available via media share folder. Contact Bill Martin (billmartin@tennessee.edu) for information.

TEXAS – Contact Texas Communications for video requests.

TEXAS A&M – Weekly feeds available on youtube, X, facebook and 12thMan.com.

VANDERBILT – Contact Steven Parks (steven.parks@vanderbilt.edu) for additional information.

STUDENT-ATHLETE GAME WEEK INTERVIEWS

ALABAMA – A select group of student-athletes will be made available post-practice on Tuesday. For additional player requests, please contact the UA Communications Office.

ARKANSAS – Players will be available by request on Tuesday after practice. Please go through UA Communications Office to arrange interviews and check player availability.

AUBURN – Player interviews should be arranged through the Auburn Media Relations Office. The following are the opportunities for player interviews, including phone interviews:

Mondays/Tuesdays mid-day.

FLORIDA – Players will be available on Monday at the weekly press conference. Players will also be available Wednesday after practice.

GEORGIA – Players are available at the Monday noon press conference and after practice Tuesdays.

KENTUCKY – Players available for interviews after practice on Tuesdays and Wednesdays.

LSU – Four players are available following practice on Tuesday at approximately 6 p.m. Recording will be made available via box after. Contact Michael Bonnette (mbonnet@lsu.edu) for access to download.

OLE MISS – Players available for interviews after practice on Mondays and Tuesdays.

MISSISSIPPI STATE – Players are available Mondays following Coach Lebby's press conference in the team meeting room.

MISSOURI – Tuesday, following Coach Drinkwitz's press conference. Requests for specific players should be submitted to Brock Busick (bbusick@missouri.edu).

OKLAHOMA – Players are available following Monday evening practice. Requests for specific players must be made 24 hours in advance to Mike Houck (mhouch@ou.edu). No interviews after Wednesday of game week.

SOUTH CAROLINA – Tuesdays after practice in the Media Room, Long Family Football Operations Center. Requests for specific players should be submitted by 5 p.m. ET on Sunday.

TENNESSEE – Players are available on Mondays following Coach Heupel's press conference and on Tuesdays following practice. Assistant coaches are available on Tuesdays following practice.

TEXAS – Selected players are available following Coach Sarkisian's press conference on Mondays beginning at Noon CT.

TEXAS A&M – Selected student-athletes are available for interviews after practice on Tuesday mid-morning. Requests for specific players should be submitted to Kat Castner (kcastner@athletics.tamu.edu).

VANDERBILT – Selected student-athletes are available for interviews after practice on Tuesday and Thursday morning. Contact Brian Fremund (brian.fremund@vanderbilt.edu) to arrange interviews.

SCHOOL WEBSITES

ALABAMA – www.rolltide.com

ARKANSAS – www.arkansasrazorbacks.com

AUBURN – www.auburntigers.com

FLORIDA – www.FloridaGators.com

GEORGIA – www.georgiadogs.com

KENTUCKY – www.ukathletics.com

LSU – www.lsusports.net

OLE MISS – www.olemissports.com

MISSISSIPPI STATE – www.HailState.com

MISSOURI – www.mutigers.com

OKLAHOMA – www.soonersports.com

SOUTH CAROLINA – www.gamecocksonline.com

TENNESSEE – www.utsports.com

TEXAS – www.texaslonghorns.com

TEXAS A&M – www.12thMan.com

(Media site: www.12thman.com/media)

VANDERBILT – www.vucommodores.com

WEEKLY DAY OFF

ALABAMA – Monday

ARKANSAS – Sunday

AUBURN – Sunday

FLORIDA – Sunday

GEORGIA – Sunday

KENTUCKY – Sunday

LSU – Monday

OLE MISS – Sunday

MISSISSIPPI STATE – Sunday

MISSOURI – Sunday

OKLAHOMA – Sunday

SOUTH CAROLINA – Monday

TENNESSEE – Sunday

TEXAS – Sunday

TEXAS A&M – Sunday

VANDERBILT – Monday

Statistical Comparisons



Kentucky (2-2, 0-2 SEC)

at Georgia (3-1, 1-1 SEC)

12 p.m. ET | ABC

Series: Georgia leads 64-12-2

Last Week

South Carolina def. Kentucky 35-13

Alabama def. Georgia 24-21

	Kentucky	Georgia
Rushing Offense	188.0 (45)	213.5 (26)
Passing Offense	159.0 (20)	228.5 (70)
Total Offense	347.0 (97)	442.0 (38)
Scoring Offense	27.0 (79)	34.5 (47)
Rushing Defense	147.0 (73)	91.3 (21)
Passing Yards Allowed	249.5 (104)	232.8 (87)
Total Defense	396.5 (103)	324.0 (47)
Scoring Defense	26.0 (82)	19.5 (43)
Passes Intercepted	4 (34)	3 (58)
Team Sacks	1.75 (92)	1.25 (114)
Tackles For Loss	4.3 (115)	4.5 (103)
Turnover Margin	-0.50 (98)	-0.50 (98)

FBS rank in ()



Vanderbilt (5-0, 1-0 SEC)

at Alabama (3-1, 1-0 SEC)

2:30 p.m. CT | ABC

Series: Alabama leads 60-20-4

Last Week

Vanderbilt def. Utah State 55-35

Alabama def. Georgia 24-21

	Vanderbilt	Alabama
Rushing Offense	223.4 (18)	122.0 (107)
Passing Offense	271.0 (31)	321.8 (10)
Total Offense	494.4 (14)	443.8 (37)
Scoring Offense	49.0 (4)	38.0 (26)
Rushing Defense	79.8 (12)	160.5 (90)
Passing Yards Allowed	199.0 (55)	113.5 (2)
Total Defense	278.8 (21)	274.0 (19)
Scoring Defense	17.2 (31)	16.5 (28)
Passes Intercepted	3 (58)	3 (58)
Team Sacks	2.80 (23)	1.25 (114)
Tackles For Loss	7.8 (13)	6.3 (43)
Turnover Margin	1.0 (17)	1.75 (1)

FBS rank in ()



Texas (3-1, 0-0 SEC)

at Florida (1-3, 0-1 SEC)

3:30 p.m. ET | ESPN

Series: Texas leads 3-0-1

Last Week

Texas: Bye

Florida: Bye

	Texas	Florida
Rushing Offense	202.8 (37)	123.0 (106)
Passing Offense	236.0 (62)	205.3 (88)
Total Offense	438.8 (41)	328.3 (113)
Scoring Offense	31.8 (55)	22.0 (98)
Rushing Defense	59.8 (3)	111.3 (33)
Passing Yards Allowed	151.3 (16)	173.0 (32)
Total Defense	211.0 (4)	284.3 (22)
Scoring Defense	7.8 (2)	16.0 (24)
Passes Intercepted	4 (34)	2 (94)
Team Sacks	2.75 (28)	0.75 (132)
Tackles For Loss	5.5 (73)	4.3 (115)
Turnover Margin	0.75 (29)	-0.50 (98)

FBS rank in ()



Kent State (1-3, 0-1 MAC)

at Oklahoma (4-0, 1-0 SEC)

3 p.m. CT | SEC Network

Series: Oklahoma leads 1-0

Last Week

Kent State: Bye

Oklahoma: Bye

	Kent State	Oklahoma
Rushing Offense	86.5 (130)	125.3 (104)
Passing Offense	204.0 (89)	305.0 (17)
Total Offense	290.5 (128)	430.3 (49)
Scoring Offense	18.3 (119)	31.3 (59)
Rushing Defense	256.3 (132)	89.0 (19)
Passing Yards Allowed	285.5 (127)	118.5 (3)
Total Defense	541.8 (134)	207.5 (2)
Scoring Defense	44.0 (133)	9.0 (3)
Passes Intercepted	2 (94)	0
Team Sacks	1.0 (125)	4.0 (1)
Tackles For Loss	3.8 (127)	9.3 (3)
Turnover Margin	-0.25 (84)	-1.50 (128)

FBS rank in ()



Mississippi State (4-1, 0-1 SEC)

at Texas A&M (4-0, 1-0 SEC)

6:30 p.m. CT | SEC Network

Series: Tied 9-9

Last Week

Tennessee def. Mississippi State 41-34 (OT)

Texas A&M def. Auburn 16-10

	Miss. State	Texas A&M
Rushing Offense	203.8 (35)	169.5 (61)
Passing Offense	226.0 (73)	294.3 (23)
Total Offense	429.8 (50)	463.8 (23)
Scoring Offense	38.6 (21)	35.8 (41)
Rushing Defense	135.4 (63)	117.3 (42)
Passing Yards Allowed	170.2 (27)	190.0 (49)
Total Defense	305.6 (33)	307.3 (35)
Scoring Defense	17.6 (32)	24.0 (72)
Passes Intercepted	7 (5)	1 (116)
Team Sacks	1.40 (106)	3.50 (6)
Tackles For Loss	4.8 (97)	8.0 (9)
Turnover Margin	1.20 (14)	-0.25 (84)

FBS rank in ()

2025 SEC Football

SEC IN THE POLLS

Associated Press (Sept. 28)

No.	Team	Points	Record
1	Ohio State (46)	1626	4-0
2	Oregon (16)	1589	5-0
3	Miami (FL) (4)	1529	4-0
4	OLE MISS	1354	5-0
5	OKLAHOMA	1313	4-0
6	TEXAS A&M	1308	4-0
7	Penn State	1179	3-1
8	Indiana	1156	5-0
9	TEXAS	1071	3-1
10	ALABAMA	1057	3-1
11	Texas Tech	967	4-0
12	GEORGIA	965	3-1
13	LSU	838	4-1
14	Iowa State	830	5-0
15	TENNESSEE	697	4-1
16	VANDERBILT	640	5-0
17	Georgia Tech	549	5-0
18	Florida State	535	3-1
19	MISSOURI	528	5-0
20	Michigan	422	3-1
21	Notre Dame	333	2-2
22	Illinois	271	4-1
23	BYU	191	4-0
24	Virginia	125	4-1
25	Arizona State	107	4-1

Others (SEC Only): Mississippi State (46).

USA Today Coaches' Poll (Sept. 28)

No.	Team	Points	Prev.
1	Ohio State (4-0)	1,617	1
2	Oregon (5-0)	1,559	5
3	Miami (Fla.) (4-0)	1,484	6
4	OLE MISS (5-0)	1,319	11
5	TEXAS A&M (4-0)	1,223	9
6	Penn State (3-1)	1,192	2
7	TEXAS (3-1)	1,165	7
8	OKLAHOMA (4-0)	1,123	10
9	Indiana (5-0)	1,059	12
10	GEORGIA (3-1)	1,006	3
11	ALABAMA (3-1)	975	16
12	Iowa State (5-0)	919	13
13	LSU (4-1)	918	4
14	Texas Tech (4-0)	856	14
15	TENNESSEE (4-1)	728	15
16	Georgia Tech (5-0)	604	17
17	VANDERBILT (5-0)	502	20
18	MISSOURI (5-0)	498	19
19	Florida State (3-1)	483	8
20	Michigan (3-1)	453	18
21	Notre Dame (2-2)	316	210
22	Illinois (4-1)	287	23
23	Brigham Young (4-0)	221	24
24	Arizona State (4-1)	136	NR
25	Utah (4-1)	104	NR

Others (SEC Only): Auburn (12), Mississippi State (9).

College Football Playoff Rankings (Final - 2024)

No.	Team	Record	Prev.
1	Oregon	13-0	1
2	GEORGIA	11-2	5
3	TEXAS	11-2	2
4	Penn State	11-2	3
5	Notre Dame	11-1	4
6	Ohio State	10-2	6
7	TENNESSEE	10-2	7
8	Indiana	11-1	9
9	Boise State	12-1	10
10	SMU	11-2	8
11	ALABAMA	9-3	11
12	Arizona State	11-2	15
13	Miami	10-2	12
14	OLE MISS	9-3	13
15	SOUTH CAROLINA	9-3	14
16	Clemson	10-3	17
17	BYU	10-2	18
18	Iowa State	10-3	16
19	MISSOURI	9-3	19
20	Illinois	9-3	21
21	Syracuse	9-3	22
22	Army	11-1	24
23	Colorado	9-3	23
24	UNLV	10-3	20
25	Memphis	10-2	25



SEC Network has proven time and again that it is one of the most successful launches by a network in all of cable television. It placed the Southeastern Conference, its member institutions and sports teams on an international stage with brand recognition in every corner of the country and around the globe.

That was the vision when the SEC and ESPN signed a 20-year agreement through 2034 to create and operate a multi-platform network, which launched on Aug. 14, 2014. The network and its accompanying digital platform, SEC Network+, carries SEC live events and programming 24/7.

Complementing the volume of network-produced programming, all 14 schools built state-of-the-art control rooms and purchased HD camera equipment to provide the same quality coverage for events that viewers have been accustomed to for years across ESPN networks.

These school-produced events are made available exclusively through the ESPN App as part of SEC Network+ on connected devices, allowing fans to watch their favorite teams anytime, anywhere.

SEC Network has also become known for its signature studio show, SEC Now, its traveling weekly football pregame show, SEC Nation, and of course, The Paul Finebaum Show, which welcomes callers and guests to share their thoughts on topics surrounding the SEC. On top of the network's wall-to-wall coverage of Saturday SEC football, SEC Network boasts additional football-focused studio shows in the fall: SEC This Morning and Marty & McGee, as well as food and culture favorite, TrueSouth.



2025 SEC Football

SEC IN THE POLLS (AP / USA Today / CFP Ranking)																
	ALA	ARK	AUB	UF	UGA	UK	LSU	UM	MSU	MU	OU	USC	TEN	TX	A&M	VU
Preseason	8/8/-	-/RV/-	RV/RV/-	15/17/-	5/4/-	-/-/-	9/9/-	21/15/-	-/-/-	RV/RV/-	18/RV/-	13/13/-	24/18/-	1/1/-	19/21/-	-/RV/-
Week 1	21/20/-	-/-/-	RV/RV/-	13/15/-	4/3/-	-/-/-	3/4/-	20/14/-	-/-/-	RV/RV/-	18/24/-	10/11/-	22/17/-	7/6/-	19/22/-	-/RV/-
Week 2	19/18	-/-/-	24/RV	RV/RV/-	6/3/-	-/-/-	3/4/-	17/13/-	RV/RV/-	25/RV/-	13/16/-	11/10/-	15/15/-	7/7/-	16/17/-	RV/RV/-
Week 3	14/14/-	-/-/-	22/25/-	-/-/-	5/3/-	-/-/-	3/4/-	13/11/-	RV/RV/-	23/22/-	11/12/-	RV/24/-	15/15/-	8/7/-	10/10/-	20/23/-
Week 4	17/16/-	-/-/-	RV/RV/-	-/-/-	5/3/-	-/-/-	4/4/-	13/11/-	RV/RV/-	20/19/-	7/10/-	-/-/-	15/15/-	10/7/-	9/9/-	18/20/-
Week 5	10/11/-	-/-/-	-/RV/-	-/-/-	12/10/-	-/-/-	13/13/-	4/4/-	RV/RV/-	19/18/-	5/8/-	-/-/-	15/15/-	9/7/-	6/5/-	16/17/-
Week 6																
Week 7																
Week 8																
Week 9																
Week 10																
Week 11																
Week 12																
Week 13																
SECCG																
Bowls																
FINAL																

SEC ATTENDANCE UPDATE							
School	Stadium(s)	Capacity	Games	100%+	Total Att.	Average Att.	Pct. of Capacity
Alabama	Saban Field at Bryant-Denny Stadium	100,077	2	2	200,154	100,077	100.00
Arkansas	Donald W. Reynolds Razorback (Fayetteville)	76,000	2	-	145,938	72,969	96.01
	War Memorial (Little Rock)	54,120	1	1	54,224	54,224	100.19
Auburn	Pat Dye Field at Jordan-Hare Stadium	88,043	2	2	176,086	88,043	100.00
Florida	Steve Spurrier-Florida Field at Ben Hill Griffin Stadium	88,548	2	2	179,360	89,680	101.28
Georgia	Dooley Field at Sanford Stadium	93,033	3	3	279,099	93,033	100.00
Kentucky	Kroger Field	61,000	3	-	173,292	57,764	94.70
LSU	Tiger Stadium	102,321	3	-	306,044	102,015	99.71
Ole Miss	Vaught-Hemingway/Hollingsworth Field	64,038	4	4	264,827	66,207	103.39
Mississippi State	Davis Wade Stadium at Scott Field	60,311	4	1	206,186	51,547	85.47
Missouri	Memorial Stadium / Faurot Field	57,321	5	5	286,605	57,321	100.00
Oklahoma	Oklahoma Memorial Stadium	83,489	3	2	250,964	83,655	100.29
South Carolina	Williams-Brice Stadium	77,559	3	3	239,044	79,681	102.74
Tennessee	Neyland Stadium/Shields-Watkins Field	101,915	3	3	305,745	101,915	100.00
Texas	Darrell K Royal Memorial Stadium	100,119	3	3	306,869	102,229	102.17
Texas A&M	Kyle Field	102,733	3	2	315,996	105,332	102.53
Vanderbilt	FirstBank Stadium	35,000	3	2	103,688	34,563	98.75
TOTALS			48	34 (71%)	3,793,921	79,040	
Neutral Site Games	[Florida vs. Georgia, Jacksonville]		-	-	-		
	[Arkansas vs. Texas A&M, Arlington]		-	-	-		
	[Oklahoma vs. Texas, Dallas]		-	-	-		
	[SEC Championship Game, Atlanta]		-	-	-		

SEC OVERTIME RECORDS				
Team	Total	Pct.	vs. Non-SEC	Last Overtime Game
Alabama	7-10	.412	0-2	Michigan 27, Alabama 20 (1) (2023)
Arkansas	15-8	.652	3-2	Oklahoma State 39, Arkansas 31 (2) (2024)
Auburn	10-9	.526	5-2	Auburn 43, Texas A&M (4) (2024)
Florida	5-6	.455	1-0	Tennessee 23, Florida 17 (1) (2024)
Georgia	11-7	.611	6-3	Georgia 44, Tennessee 41 (1) (2025)
Kentucky	3-8	.273	1-2	Ole Miss 42, Kentucky 41 (1) (2020)
LSU	10-8	.556	1-0	LSU 29, Ole Miss 26 (1) (2024)
Ole Miss	7-10	.412	2-1	LSU 29, Ole Miss 26 (1) (2024)
Mississippi State	7-6	.538	4-1	Tennessee 41, Mississippi State 34 (1) (2025)
Missouri	3-2	.600	0-1	Missouri 30, Vanderbilt 27 (2) (2024)
Oklahoma	-	-	-	-
South Carolina	3-4	.429	0-1	South Carolina 20, Georgia 17 (2) (2019)
Tennessee	17-9	.654	4-4	Tennessee 41, Mississippi State 34 (1) (2025)
Texas	1-1	.500	1-0	Texas 39, Arizona State 31 (2) (2024)
Texas A&M	7-1	.875	1-0	Auburn 43, Texas A&M (4) (2024)
Vanderbilt	5-7	.417	3-2	Missouri 30, Vanderbilt 27 (2) (2024)
TOTALS			28-21(.571)	

BREAKDOWN OF LENGTH OF OVERTIMES		
Number/OTs	Games	Last Game
8	1	Georgia 44, Georgia Tech 42 (8) (2024)
7	3	Texas A&M 74, LSU 72 (7) (2018)
6	1	Tennessee 41, Arkansas 38 (2002)
5	1	Tennessee 51, Alabama 43 (2003)
4	6	Auburn 43, Texas A&M (4) (2024)
3	6	Arkansas 55, Kansas 53 (3) (2022)
2	21	Texas 39, Arizona State 31 (2) (2024)
1	91	Tennessee 41, Mississippi State 34 (1) (2025)

NOTES:
First Overtime Game: Nov. 16, 1996 at Auburn (Georgia 56, Auburn 49 - 4 OT)
First Non-Conference Overtime Game: Aug. 30, 1997 at Oxford (Ole Miss 24, Central Florida 23)
Most Overtime Games in a Season: 12 (2014)

2025 SEC PLAYERS OF THE WEEK

OFFENSIVE

TY SIMPSON, QB, ALABAMA

- Accounted for three total touchdowns in the Crimson Tide's 24-21 win at then-No. 5 Georgia.
- Finished 24-of-38 passing for 276 yards and two touchdowns through the air.
- Spread the ball across eight different pass-catchers on the night and averaged 11.5 yards per completion.
- Added four rushes for 12 yards and a score with his legs.
- Converted a pair of key first downs while adding a two-yard rushing touchdown across his four carries.

TRINIDAD CHAMBLISS, QB, OLE MISS

- Accounted for 385 yards of total offense in leading Ole Miss past No. 4 LSU.
- Completed 23-of-39 passes for 314 yards and a touchdown while adding 71 rushing yards on 14 carries.
- Connected on his final five pass attempts, including a 20-yarder on fourth down with 1:46 remaining to seal the win.
- First SEC player with 300 passing yards and 50 rushing yards in three straight games over the last 30 years.

DEFENSIVE

ARION CARTER, LB, TENNESSEE

- Carter delivered a memorable performance as Tennessee outlasted Mississippi State, 41-34, on the road in overtime.
- He finished with a career-best 17 tackles and provided the game-winning pass breakup in overtime on fourth down at the goal line.
- Carter's 17 tackles tied for the most by an FBS player in a game this season (Chisom - UCLA, Hinspeter - UMass).
- Carter leads the SEC and is tied for second in among Power Four players with 49 tackles this year.
- That total is 15 better than the next closest SEC player.

SPECIAL TEAMS

BROCK TAYLOR, PK, VANDERBILT

- Converted both field goals and was 6-of-6 on PATs in Vandy's victory over Utah State.
- Hit multiple field goals in a game for the first time this season.
- 46-yard field goal as time expired at the half gave the Dore's a double-digit lead for good in the contest.
- Has now made 16 field goals in a row dating back to Oct. 5, 2024.
- Scored a season-best 12 points, one shy of his career high.
- Posted fifth game with 10-plus points since the start of the 2024 campaign.
- Recorded touchbacks on five of six kickoffs as well.
- Helped lead the Commodores to their first 5-0 start since the 2008 season

OFFENSIVE LINEMAN

PATRICK KUTAS, OL, OLE MISS

- Led an impressive Ole Miss offense in the victory over No. 4 LSU.
- Directed a Rebel line that allowed zero sacks, marking the first time to do so against a top-five team since facing No. 1 LSU in 2019.
- Helped amass 480 yards of total offense, the most allowed this season by the Tigers, who entered the game top-five in the SEC in total defense.
- The Rebels maintained possession for 8:56 of the fourth quarter to seal the victory.

KADYN PROCTOR, LT, ALABAMA

- Played every snap at left tackle against No. 5 UGA.
- Graded out at a team-high 89% by the coaching staff.
- Did not allow a pressure or a sack on the night; Helped keep Ty Simpson upright as the Tide offensive line did not allow a sack against the vaunted Georgia defense.
- Added one reception/rush for an 11-yard gain and an Alabama first down, barreling over multiple Bulldog defenders along the way.

DEFENSIVE LINEMAN

BRYAN THOMAS JR., EDGE, SOUTH CAROLINA

- Logged a game-high and career-high seven tackles in the Gamecocks' 35-13 win over Kentucky.
- Credited with a career-high 2.0 sacks and matched his career high with 2.0 tackles for loss.
- Added a quarterback hurry.
- The Carolina defense held Kentucky to 13 points and 232 total yards of offense and just three points and 91 total yards after the first quarter.

TYRE WEST, DE, TENNESSEE

- West finished with three tackles, two sacks for a loss of 11 yards and provided the key forced fumble that swung the momentum of the game as Tennessee outlasted Mississippi State, 41-34, in overtime.
- With State driving looking to extend its lead in the fourth quarter, West strip sacked MSU QB Blake Shappen, and Joshua Josephs scooped it up and scored to tie the game.
- West set a career high in sacks and added to Tennessee's nation-leading total of 20 through five weeks.

FRESHMAN

OSCAR BIRD, P, OLE MISS

- Played a key role in helping limit the LSU offense in the Rebels' victory over the No. 4 Tigers.
- Booted three 50-yard punts, including a long of 54.
- Averaged 47.5 yards on a career-high four punts.
- Pinned the Tigers inside their own 27-yardline in three of his four punts.

OTHER TOP PERFORMANCES LAST WEEK

XAVIER ATKINS, LB (Auburn) — Atkins' sack in the third quarter was his third of the season and the first forced fumble of his career...Atkins set a career high with 10 tackles ... Atkins' 73-yard interception in the fourth quarter was the first of his career.

KAM FRANKLIN, DE (Ole Miss) -- Directed a dominant Ole Miss defense in the victory over No. 4 LSU... Paced Ole Miss with a season-high 1.5 TFL alongside five total tackles and a career-high four QB hurries, his second straight game with four pressures...Helped contain the Tigers to a season-low 254 yards of total offense, marking the second straight top-five opponent Ole Miss has held below 300 yards after stuffing No. 2 Georgia to 245 in 2024...LSU converted just 2-of-11 third downs ... The last time Ole Miss held an SEC opponent to only two converted third downs came in 2019 against Vanderbilt (2-of-17)...Limited LSU QB Garrett Nussmeier to 197 passing yards, a career-low as a starter with the Tigers.

FLUFF BOTHWELL, RB (Mississippi State) -- Bothwell rushed 23 times for 134 yards and two touchdowns to help MSU's 198-yard total on the ground versus Tennessee. He averaged 5.8 yards per carry.

LEVEON MOSS, RB (Texas A&M) -- 21 rushes for 139 yards (6.62) with 1 TD...Posted a career high in rushes and rushing yards ... Ranked fourth in the country in yards after contact (122) and forced six missed tackles, according to Pro Football Focus ... Led a Texas A&M rushing attack that amassed 207 yards on 47 attempts (4.4 per rush) against a Tigers defense that entered the week ranked first in the SEC in rush defense, surrendering just 58.25 yards per game on the ground ... Tallied his fifth career 100-plus yard performance.

TAUREAN YORK, LB (Texas A&M) -- :7 tackles, 1.0 sack, 2.0 TFL, 1 PBU, 3 QB pressures...Posted a 83.2 overall defensive grade, a 78.1 run defensive grade, a 83.0 tackling grade and a 87.1 pressure grade, according to Pro Football Focus ... Secured his 12th career game with 7+ tackles ... Led a Texas A&M defense which limited Auburn to 10 total points -- 22.0 points below the Tigers' season average ... Anchored a defense that limited Auburn to an 0-for-13 performance on 3rd down, an 0-for-2 mark on fourth down & just 52 rushing yards, including one yard in the first quarter and minus eight yards in the fourth frame.

DIEGO PAVIA, QB (Vanderbilt) -- Accounted for 400 yards of total offense and six touchdowns in Vandy's win over Utah State...Completed 26-of-34 passes for 321 yards and a school-record-tying five touchdowns...Also led the Commodores with 79 yards and a score on just nine carries...Recorded career high in completions while posting 400 yards of total offense for the second time in his collegiate career.

SEC FOOTBALL PLAYERS OF THE WEEK

2024 SEASON

Week 1 (Games of Aug. 29-Sept. 1): Offense - Diego Pavia, QB, Vanderbilt; Carson Beck, QB, Georgia; Defense - Keon Sabb, DB, Alabama; Special Teams - Peyton Woodring, PK, Georgia; Tyler Keltner, PK, Oklahoma; Offensive Lineman - Cameron Williams, OT, Texas; Fernando Carmona Jr., OL, Arkansas; Defensive Lineman - Kyle Kennard, EDGE, South Carolina; Dylan Stewart, EDGE, South Carolina; Freshman - Nico Iamaleava, QB, Tennessee; Ryan Williams, WR, Alabama.

Week 2 (Games of Sept. 7): Offense - Quinn Ewers, QB, Texas; Defense - Nick Emmanwori, FS, South Carolina; Special Teams - Kai Kroeger, P, South Carolina; Offensive Lineman - Jake Majors, C, Texas; Cooper Mays, C, Tennessee; Defensive Lineman - Gracen Halton, DT, Oklahoma; Tim Keenan III, DL, Alabama; Freshman - Nico Iamaleava, QB, Tennessee.

Week 3 (Games of Sept. 14): Offense - Jalen Milroe, QB, Alabama; Jaxson Dart, QB, Ole Miss; Defense - Bradyn Swinson, DE, LSU; Raylen Wilson, LB, Georgia; Special Teams - Blake Craig, PK, Missouri; Offensive Lineman - Trey Zuhn, OL, Texas A&M; Defensive Lineman - Jared Ivey, DE, Ole Miss; Tyrion Ingram-Dawkins, DL, Georgia; Freshman - Arch Manning, QB, Texas; Marcel Reed, QB, Texas A&M.

Week 4 (Games of Sept. 21): Offense - Nate Noel, RB, Missouri; Garrett Nussmeier, QB, LSU; Defense - TJ Metcalf, DB, Arkansas; Special Teams - Max Gilbert, P, Tennessee; Offensive Lineman - Austin Barber, OT, Florida; Defensive Lineman - Bradyn Swinson, DE, LSU; Joshua Josephs, DE, Tennessee; Freshman - Nico Iamaleava, QB, Tennessee.

Week 5 (Games of Sept. 28): Offense - Jalen Milroe, QB, Alabama; Defense - Kip Lewis, LB, Oklahoma; Special Teams - Alex Raynor, K, Kentucky; Tyler White, P, Texas A&M; Offensive Lineman - Kelvin Banks Jr., OT, Texas; Defensive Lineman - Octavious Oxendine, DL, Kentucky; Freshman - Ryan Williams, WR, Alabama.

Week 6 (Games of Oct. 5): Offense - Diego Pavia, QB, Vanderbilt; Defense - Anthony Hill, LB, Texas; Special Teams - Brock Taylor, PK, Vanderbilt; Tyler White, P, Texas A&M; Offensive Lineman - Gunnar Hansen, OT, Vanderbilt; Fernando Carmona, OT, Arkansas; Defensive Lineman - Miles Capers, DE, Vanderbilt; Walter Nolen, DT, Ole Miss; Freshman - Malachi Singleton, QB, Arkansas.

Week 7 (Games of Oct. 12): Offense - Garrett Nussmeier, QB, LSU; Defense - Anthony Hill, LB, Texas; Whit Weeks, LB, LSU; Special Teams - Brock Taylor, PK, Vanderbilt; Offensive Lineman - Kelvin Banks, OT, Texas; Defensive Lineman - James Pearce Jr., DE, Tennessee; Bradyn Swinson, DE, LSU; Freshman - Michael Van Buren, QB, Mississippi State; Boo Carter, DB, Tennessee.

Week 8 (Games of Oct. 19): Offense - Dylan Sampson, RB, Tennessee; Defense - Jalon Walker, LB, Georgia; Nick Emmanwori, S, South Carolina; Special Teams - Damian Ramos, PK, LSU; Offensive Lineman - Emery Jones, OT, LSU; Cooper Mays, C, Tennessee; Defensive Lineman - Tonka Hemingway, DT, South Carolina; Mykel Williams, DT, Georgia; Freshman - Jadon Baugh, RB, Florida.

Week 9 (Games of Oct. 26): Offense - Jarquez Hunter, RB, Auburn; Jordan Watkins, WR, Ole Miss; TJ Dottery, LB, Ole Miss; Chaz Chambliss, LB, Georgia; Special Teams - Jesse Mirco, P, Vanderbilt; Alex Herrera, PK, South Carolina; Offensive Lineman - Tyler Booker, OL, Alabama; Izavion Miller, OL, Auburn; Defensive Lineman - Keldric Faulk, DL, Auburn; Freshman - Braylen Russell, RB, Arkansas; Marcel Reed, QB, Texas A&M.

Week 10 (Games of Nov. 2): Offense - Jaxson Dart, QB, Ole Miss; Taylen Green, QB, Arkansas; Defense - Suntarine Perkins, DE, Ole Miss; Michael Taaffe, DB, Texas; Special Teams - Tyler White, P, Texas A&M; Offensive Lineman - Torricelli Simpkins III, OG, South Carolina; Defensive Lineman - Princely Umanmielen, DE, Ole Miss; Freshman - LaNorris Sellers, QB, South Carolina.

Week 11 (Games of Nov. 9): Offense - Jalen Milroe, QB, Alabama; Raheim "Rocket" Sanders, RB, South Carolina; Defense - Jihaad Campbell, LB, Alabama; Triston Newson, LB, Missouri; Special Teams - Caden Davis, PK, Ole Miss; Offensive Lineman - Tyler Booker, OL, Alabama; Torricelli Simpkins III, OG, South Carolina; Defensive Lineman - Jared Ivey, DE, Ole Miss; Princely Umanmielen, DE, Ole Miss; Freshman - LaNorris Sellers, QB, South Carolina.

Week 12 (Games of Nov. 16): Offense - LaNorris Sellers, QB, South Carolina; Defense - Shemar James, ILB, Florida; Jahdae Barron, DB, Texas; Special Teams - Trey Smack, PK, Florida; Brett Thorson, P, Georgia; Offensive Lineman - Hayden Conner, OG, Texas; Tate Ratledge, OG, Georgia; Defensive Lineman - Alfred Collins, DT, Texas; Freshman - DJ Lagway, QB, Florida.

Week 13 (Games of Nov. 23): Offense - Jarquez Hunter, RB, Auburn; Defense - Bryce Thornton, DB, Florida; Anthony Hill, LB, Texas; Special Teams - Kai Kroeger, P, South Carolina; Offensive Lineman - Febechi Nwaiwu, OL, Oklahoma; Will Campbell, OT, LSU; Defensive Lineman - Caleb Banks, DT, Florida; Mason Thomas, DL, Oklahoma; Freshman - Xavier Robinson, RB, Oklahoma; Cam Coleman, WR, Auburn.

Week 14 (Games of Nov. 29-30): Offense - LaNorris Sellers, QB, South Carolina; Quintrevion Wisner, RB, Texas; Defense - Whit Weeks, LB, LSU; Vernon Broughton, DL, Texas; Special Teams - Aaron Anderson, WR/RS, LSU; Kai Kroeger, P, South Carolina; Offensive Lineman - Tyler Booker, OL, Alabama; Andrej Karic, OG, Tennessee; Defensive Lineman - Johnny Walker Jr., DE, Missouri; Walter Nolen, DT, Ole Miss; Freshman - Nico Iamaleava, QB, Tennessee; Dominick McKinley, DT, LSU.

2025 SEASON

Week 1 (Games of Aug. 28-Aug. 31): Offense - Jackson Arnold, QB, Auburn; Garrett Nussmeier, QB, LSU; Defense - Colton Hood, DB, Tennessee; Fred Johnson, LB, South Carolina; Special Teams - Rayshawn Pleasant, DB/KR, Auburn; Vicari Swain, DB/PR, South Carolina; Offensive Lineman - Braelin Moore, C, LSU; Defensive Lineman - Zxavian Harris, DT, Ole Miss; Will Whitson, DT, Mississippi State; Freshman - Braylon Staley, WR, Tennessee.

Week 2 (Games of Sept. 6): Offense - John Mateer, QB, Oklahoma; Defense - Nick Rinaldi, LB, Vanderbilt; Nic Mitchell, LB, Mississippi State; Special Teams - Lucas Carneiro, PK, Ole Miss; Vicari Swain, DB/PR, South Carolina; Offensive Lineman - Albert Reese, RT, Mississippi State; Dominick Giudice, G, Missouri; Defensive Lineman - Cashius Howell, DE, Texas A&M; Freshman - Parker Livingstone, WR, Texas.

Week 3 (Games of Sept. 13): Offense - Gunner Stockton, QB, Georgia; Defense - Bray Hubbard, S, Alabama; Dashawn Spears, S, LSU; Special Teams - Peyton Woodring, PK, Georgia; Offensive Lineman - Jordan White, G, Vanderbilt; Diego Pounds, OT, Ole Miss; Defensive Lineman - Albert Regis, DT, Texas A&M; Freshman - Tory Blaylock, RB, Oklahoma.

Week 4 (Games of Sept. 20): Offense - Ahmed Hardy, RB, Missouri; Defense - Jaden Yates, LB, Ole Miss; Special Teams - Grayson Miller, P, Oklahoma; Offensive Lineman - Keagen Trost, OL, Missouri; Defensive Lineman - R Mason Thomas, DE, Oklahoma; Zion Young, DE, Missouri; Freshman - Robert Meyer, PK, Missouri; Jamison Curtis, LB, Vanderbilt.

Week 5 (Games of Sept. 27): Offense - Ty Simpson, QB, Alabama; Trinidad Chambliss, QB, Ole Miss; Defense - Arion Carter, LB, Tennessee; Special Teams - Brock Taylor, PK, Vanderbilt; Offensive Lineman - Patrick Kutas, OL, Ole Miss; Kady Proctor, LT, Alabama; Defensive Lineman - Bryan Thomas Jr., EDGE, South Carolina; Tyre West, DE, Tennessee; Freshman - Oscar Bird, P, Ole Miss.

SEC FOOTBALL NOTES

SEC FOOTBALL INSTANT REPLAY STATISTICS

	Games Using SEC Replay	Play Stoppages	Plays Overturned	Average Length of Review
2005	77	66	17 (25.76%)	1:53
2006	89	123	29 (23.58%)	1:41
2007	87	139	38 (27.34%)	1:36
2008	85	122	39 (31.97%)	1:24
2009	85	115	28 (24.35%)	1:26
2010	85	119	37 (31.09%)	1:36
2011	86	95	36 (37.89%)	1:37
2012	101	138	52 (37.68%)	1:28
2013	101	146	54 (36.99%)	1:22
2014	101	166	62 (37.35%)	1:28
2015	103	203	76 (37.44%)	1:22
2016	98	219	93 (42.47%)	1:28
2017	102	211	93 (44.08%)	1:17
2018	101	235	119 (50.64%)	1:07
2019	101	223	100 (44.84%)	1:11
2020	69	200	85 (42.50%)	1:19
2021	104	229	120 (52.40%)	1:23
2022	103	250	88 (35.20%)	1:26
2023	100	222	88 (35.20%)	1:10
2024	113	221	137 (61.99%)	1:29
TOTALS	1793	3223	1297(40.24%)	

2025 INSTANT REPLAY STATISTICS

	Games Using SEC Replay	Play Stoppages	Plays Overturned	Average Length of Review
Week 1	13	19	14 (73.68%)	1:16
Week 2	12	32	13 (40.63%)	1:30
Week 3	12	11	9 (81.82%)	1:32
Week 4	9	13	6 (46.15%)	1:23
Week 5	8	19	11 (57.89%)	1:10
Week 6				
Week 7				
Week 8				
Week 9				
Week 10				
Week 11				
Week 12				
Week 13				
Week 14				
Week 15				
TOTALS	54	94	53 (56.38%)	1:23

THIS IS SEC FOOTBALL

- Sixteen times in the last 19 seasons, a team from the SEC has advanced to the national championship game. The SEC has won 13 of those contests, with two of the losses coming in the game's final seconds. The winner of the SEC Championship Game has advanced to the National Championship Game all but three times since 2006.
- With Florida in January 2009, five different teams from the SEC (Alabama, Auburn, Florida, LSU, Georgia) have played for and won the national championship in the last 15 seasons. All five have multiple appearances and at least one victory since in the national championship game since 2007.
- The SEC won four consecutive CFP National Championships, by three different programs (LSU, Alabama, Georgia), from 2019-2022.
- Not counting games versus each other, the SEC is 16-7 all-time in College Football Playoff games, playing in eight of the 11 CFP Championship Games (winning six of those eight). The SEC is 10-3 in CFP Semifinals, including a streak of 10 consecutive semifinal wins from 2015-2022.
- Since 2006, the SEC has posted a 35-18 (.660) record in BCS/CFP games, more wins, appearances, and winning percentage than any other A4 conference.
- The Southeastern Conference led the nation yet again in 2024 with 439 former players on opening weekend 53-man active rosters, including injured reserve.
- A total of 35 former SEC players were on active rosters of Super Bowl LVI between the Kansas City Chiefs and the Philadelphia Eagles.
- The SEC is 122-78 (.610) in bowl games since 2006, the only FBS league with a .600 or better winning percentage and nearly 40 wins more than the next closest conference.
- The SEC has now won 73 games in the last nine postseasons and has sent no less than eight teams to post-season bowls in each of the last 18 seasons.
- In the 11 seasons of the College Football Playoff era, only nine programs nationally have been ranked No. 1 in the weekly CFP Top-25 Poll (which begins in late October each year) – five of those nine programs (Alabama, Georgia, LSU, Mississippi State, Tennessee) are from the SEC. Prior to 2023, no team outside the SEC had been ranked No. 1 in the weekly CFP Poll since 2019, while four schools from the SEC were ranked No. 1 during that time.
- With Georgia and Alabama both earning victories in the CFP Semifinals in both 2021 and 2017, the national championship game has featured two SEC teams twice in the last eight years and three times since the 2011 season.
- The SEC Championship has been the most watched conference championship nationally for 16 of the past 17 seasons, including 12 in a row from 2008-2019. The only year it was not #1 was 2020 when the SEC did not have a traditional schedule due to the pandemic.
- The 2024 SEC Championship Game averaged 16.6 million viewers across ABC and ESPN, the fourth-largest audience on record for the game. The overtime win for Georgia, which peaked with 19.7 million viewers, delivered the largest audience of the college football season — surpassing the previous high set by the regular season matchup between the same two teams. Overall, the SEC title game last season delivered the third-largest regular season college football audience ever on the ESPN family of networks.
- The SEC finished the 2024 season as the most-watched conference in college football based on total minutes consumed for a third-straight year. The SEC was also #1 in average audience for the 14th consecutive year. The SEC on ABC accounted for more than two-thirds of the 50 most-watched games in the 2024 regular season.
- The SEC received 105 of the total NFL Combine invites in 2024 - which accounted for nearly one third of the national total.

SEC vs. NON-CONFERENCE TEAMS

2025 SEC NON-CONFERENCE RECORD [43-6]					SEC NON-CONFERENCE RECORD (Since 1992)				
(Includes Bowl Games)					Regular Season				
Conference	2025 App.	2025 W-L	Pct.	Since 1995*	Year	App.	W-L	Pct.	Bowls
American	5	4-2	.667	63-41 (.606) #	1992	36	27-9	.750	5-1
Atlantic Coast	6	4-2	.667	161-105 (.603)	1993	36	28-7-1	.792	2-2
Big Ten	3	2-1	.667	78-54 (.591)	1994	36	27-8-1	.764	3-2
Big 12	3	3-0	1.000	71-51-1 (.581)	1995	36	29-7	.806	2-4
Conference USA	3	3-0	1.000	182-30 (.858)	1996	36	27-9	.750	5-0
Mid-American	5	5-0	1.000	101-7 (.935)	1997	36	32-4	.889	5-1
Mountain West	3	3-0	1.000	40-12 (.769)	1998	36	27-9	.750	4-4
Pac-12	0	0-0	-	30-21 (.588)	1999	36	28-8	.778	4-4
Sun Belt	8	8-0	1.000	198-14 (.934)	2000	36	27-9	.750	4-5
United Athletic	0	0-0	-	1-0 (1.000)	2001	36	29-7	.806	5-3
Western Athletic	0	0-0	-	50-7 (.877)	2002	49	37-12	.755	3-4
FBS Independent	2	1-1	.500	79-27 (.745)	2003	46	31-15	.674	5-2
Non-FBS	10	10-0	1.000	262-5 (.981)	2004	36	25-11	.694	3-3
*-using alignment during year played.					2005	36	27-9	.750	3-3
# - formerly BIG EAST.					2006	48	41-7	.854	6-3
					2007	48	40-8	.825	7-2
					2008	48	37-11	.771	6-2
					2009	48	42-6	.875	6-4
					2010	48	41-7	.854	5-5
					2011	48	42-6	.875	5-2
					2012	56	48-8	.857	6-3
					2013	56	47-9	.839	7-3
					2014	55	48-7	.863	7-5
					2015	55	45-10	.815	9-2
					2016	54	42-12	.778	6-7
					2017	55	45-10	.818	5-6
					2018	56	50-6	.893	6-6
					2019	56	42-14	.750	8-2
					2020	Regular season conference-only schedule			
					2021	56	48-8	.857	6-8
					2022	56	49-7	.875	7-5
					2023	56	45-11	.804	5-4
					2024	64	55-9	.859	8-7
					2025	49	43-6	.878	0-0
					TOTALS	1538	1,250-286-2	.813	172-123 (.583)
					TOTAL w/ BOWLS	1863	1,444-416-2	.776	

SEC Non-Conference Records (Does not include bowl games)

SINCE 1933						SINCE 2000					
School	Games	Won	Lost	Tied	Pct.	Games	Won	Lost	Tied	Pct.	Current Streak
Alabama	362	293	63	6	.818	95	82	13	0	.863	W2
Arkansas	120	93	28	0	.775	95	78	18	0	.821	L2
Auburn	365	278	80	8	.773	96	79	16	0	.823	W5
Florida	388	266	113	9	.697	93	71	22	0	.763	L2
Georgia	415	312	89	14	.769	94	86	8	0	.915	W30
Kentucky	374	262	103	9	.713	94	75	19	0	.798	W2
LSU	395	300	84	11	.773	93	85	8	0	.914	W6
Ole Miss	383	285	90	8	.755	94	75	19	0	.798	W19
Mississippi State	358	263	88	8	.746	96	73	23	0	.760	W5
Missouri	52	44	8	0	.846	52	44	8	0	.846	W14
Oklahoma	7	7	0	0	1.000	7	7	0	0	1.000	W7
South Carolina	118	87	31	0	.737	94	74	20	0	.787	W6
Tennessee	398	317	72	9	.808	95	80	15	0	.842	W17
Texas	8	7	1	0	.875	8	7	1	0	.875	W3
Texas A&M	51	45	6	0	.882	51	45	6	0	.882	W6
Vanderbilt	359	221	129	9	.628	96	63	33	0	.656	W5
TOTALS	4154	3080	979	91	.752	1244	1,016	229	0	.817	---

STATE OF THE SEC

Record Last Five Years (2021-2025)								Record Last 10 Years (2016-2025)							
	W-L	Pct.	Bowls	SECCG App.	SEC Champ	National Champ	AP Top 25		W-L	Pct.	Bowls	SECCG App	SEC Champ	National Champ	AP Top 25
Georgia	55-6	.902	4	4	2	2	4	Alabama	113-15	.883	9	6	6	3	9
Alabama	48-10	.828	4	2	2	0	4	Georgia	107-20	.843	9	7	3	2	9
Ole Miss	44-13	.772	4	0	0	0	3	Oklahoma	93-29	.762	9	0	0	0	7
Tennessee	41-16	.719	4	0	0	0	3	LSU	86-35	.711	8	2	1	1	6
Texas	41-18	.695	3	1	0	0	3	Texas	78-43	.645	7	1	0	0	6
LSU	39-19	.672	3	1	0	0	2	Texas A&M	73-43	.629	8	0	0	0	2
Missouri	38-19	.667	4	0	0	0	2	Ole Miss	69-46	.600	5	0	0	0	3
Oklahoma	37-19	.661	4	0	0	0	2	Tennessee	70-47	.598	7	0	0	0	3
Texas A&M	32-22	.593	2	0	0	0	0	Florida	68-49	.581	7	3	0	0	4
South Carolina	32-24	.571	3	0	0	0	2	Missouri	68-49	.581	7	0	0	0	2
Kentucky	30-25	.545	3	0	0	0	1	Kentucky	67-51	.568	8	0	0	0	2
Arkansas	29-27	.518	3	0	0	0	1	Auburn	66-53	.555	7	1	0	0	3
Mississippi State	27-28	.491	2	0	0	0	1	South Carolina	60-57	.513	7	0	0	0	2
Florida	26-29	.473	3	0	0	0	0	Mississippi State	60-58	.508	7	0	0	0	2
Auburn	25-30	.455	2	0	0	0	0	Arkansas	47-68	.409	5	0	0	0	1
Vanderbilt	21-33	.389	1	0	0	0	0	Vanderbilt	41-72	.363	3	0	0	0	0

SHUTOUTS SINCE 1992

Which defenses have posted the most shutouts since 1992:

Team	Total	Last
Alabama	40	9/6/25 vs. ULM (73-0)
Tennessee	25	11/23/24 vs. UTEP (56-0)
Georgia	22	10/15/22 vs. Vanderbilt (55-0)
LSU	22	10/22/23 vs. Army (62-0)
Oklahoma	20	9/2/23 vs. Arkansas State (73-0)
Auburn	18	9/11/21 vs. Alabama State (62-0)
Florida	17	8/30/25 vs. Long Island (55-0)
Texas	16	9/20/25 vs. Sam Houston (55-0)
Ole Miss	15	8/31/24 vs. Furman (76-0)
Texas A&M	13	9/3/22 vs. Sam Houston (31-0)
Missouri	14	9/7/24 vs. Buffalo (38-0)
Mississippi State	11	9/13/25 vs. Alcorn State (63-0)
Arkansas	10	8/29/24 vs. Arkansas-Pine Bluff (70-0)
South Carolina	8	9/4/21 vs. Eastern Illinois (46-0)
Kentucky	7	8/31/24 vs. Southern Miss (31-0)
Vanderbilt	6	9/7/24 vs. Alcorn State (55-0)

CURRENT CONSECUTIVE GAMES WITHOUT BEING SHUTOUT

1. *Florida	465	Oct. 29, 1988 (lost to Auburn, 16-0)
2. Georgia	391	Sept. 30, 1995 (lost to Alabama, 31-0)
3. Alabama	325	Nov. 18, 2000 (lost to Auburn, 9-0)
4. Auburn	157	Nov. 24, 2012 (lost to Alabama, 49-0)
5. Texas A&M	132	Oct. 18, 2014 (lost to Alabama, 59-0)
6. Ole Miss	129	Nov. 22, 2014 (lost to Arkansas, 30-0)
7. Texas	123	Oct. 31, 2015 (lost 24-0 to Iowa State)
8. Tennessee	98	Sept. 30, 2017 (lost to Georgia, 41-0)
9. LSU	86	Nov. 3, 2018 (lost to Alabama, 29-0)
10. Mississippi State	61	Oct. 31, 2020 (lost to Alabama, 41-0)
11. Arkansas	51	Oct. 2, 2021 (lost to Georgia, 37-0)
12. South Carolina	44	Nov. 27, 2021 (lost to Clemson 30-0)
13. Oklahoma	37	Oct. 8, 2022 (lost to Texas 49-0)
14. Vanderbilt	31	Nov. 26, 2022 (lost to Tennessee, 56-0)
15. Kentucky	29	Dec. 31, 2022 (lost to Iowa, 21-0)
16. Missouri	10	Oct. 26, 2024 (lost to Alabama, 34-0)

* - Longest streak in NCAA FBS history.

SEC STATISTICAL TRENDS

Below are some statistical trends in the SEC since 2000 through the 2023 season (Averages per Game Only):

Category	2000	2001	2002	2003	2004	2005	2006	2007	2008	2009	2010	2011	2012	2013	2014	2015	2016	2017	2018	2019	2020	2021	2022	2023	2024
Scoring Offense	26.4	27.7	25.6	27.3	25.0	24.1	25.4	30.3	25.6	28.4	31.0	27.3	30.4	31.7	31.5	28.4	29.8	29.8	32.2	30.0	29.4	30.7	31.6	31.2	30.0
Total Offense	364.8	399.2	360.4	376.9	368.9	348.3	351.6	385.9	342.9	378.6	400.2	355.0	402.4	432.5	417.7	399.6	422.2	400.2	425.1	410.6	415.3	422.7	423.6	403.5	406.7
Rushing Offense	140.9	154.1	163.9	157.8	166.6	141.4	140.5	168.4	147.1	175.8	175.2	161.1	168.4	197.0	189.0	177.1	198.3	181.6	186.3	177.3	152.8	169.7	176.0	157.7	163.0
Passing Offense	223.9	245.1	196.5	219.1	202.3	206.9	211.1	217.5	195.8	202.8	225.0	193.9	234.0	235.5	228.7	222.4	224.0	218.6	238.8	233.3	262.6	253.0	247.5	245.8	243.7
Percent Run	38.6%	38.6%	45.5%	41.9%	45.2%	40.6%	39.9%	43.6%	42.9%	46.4%	43.8%	45.4%	41.8%	45.5%	45.2%	44.3%	47.0%	45.4%	43.8%	43.2%	36.8%	40.1%	41.5%	39.1%	40.1%
Percent Pass	61.4%	61.4%	54.5%	58.1%	54.8%	59.4%	60.1%	56.8%	57.1%	53.6%	56.2%	54.6%	58.2%	54.5%	54.8%	55.7%	53.0%	54.6%	56.2%	56.8%	63.2%	59.9%	58.4%	60.9%	59.9%
Scoring Defense	22.2	23.7	21.2	22.5	21.2	20.7	19.4	23.8	20.5	20.8	23.7	20.7	23.0	24.8	23.4	21.9	24.8	25.1	23.5	22.7	29.3	24.0	24.5	24.2	21.0
Total Defense	337.1	372.5	329.2	346.6	336.9	327.6	315.0	352.9	309.4	328.7	350.3	320.7	361.3	379.8	370.3	358.1	393.1	366.3	365.3	354.8	413.1	366.7	374.4	358.8	341.3
Rushing Defense	128.8	140.7	143.1	137.7	149.5	131.7	128.4	147.4	122.3	140.7	141.2	143.8	140.2	161.0	157.7	151.0	174.8	162.9	148.1	141.3	152.8	145.2	151.3	138.3	131.4
Passing Defense	208.3	231.8	186.1	208.9	187.4	195.9	186.6	205.5	187.1	188.0	209.1	176.9	221.2	218.7	212.6	207.1	218.4	203.5	217.2	213.5	260.3	221.5	223.2	220.4	210.0
Percent Run	38.2%	37.8%	43.5%	39.7%	44.4%	40.2%	40.8%	41.8%	39.5%	42.8%	40.3%	44.8%	38.7%	42.4%	42.6%	42.3%	44.5%	44.5%	40.5%	39.8%	37.0%	39.6%	40.4%	38.5%	38.5%
Percent Pass	61.8%	62.2%	56.5%	60.3%	55.6%	58.8%	59.2%	58.2%	60.5%	57.2%	59.7%	55.2%	61.3%	57.6%	57.4%	57.8%	55.5%	55.6%	59.5%	60.2%	63.0%	60.4%	59.6%	61.4%	61.5%

Career Statistical Leaders (stats at SEC programs only)**Touchdowns Scored**

1.	57 - Tim Tebow, Florida	2006-09
	57 - Najee Harris, Alabama	2017-20
3.	53 - Kevin Faulk, LSU	1995-98
4.	52 - Herschel Walker, Georgia	1980-82
5.	50 - Dalton Hiliard, LSU	1982-85
6.	50 - Shaun Alexander, Alabama	1996-99
7.	48 - Nick Chubb, Georgia	2014-17
	48 - Benny Snell, Kentucky	2016-18
	48 - DeVonta Smith, Alabama	2017-20
10.	46 - Carnell Williams, Auburn	2001-04
	46 - Anthony Dixon, Mississippi State	2006-09
	46 - Mark Ingram, Alabama	2008-10
	46 - Nick Fitzgerald, Mississippi State	2015-18

Total Offensive Yards

1.	13,562 - Aaron Murray, Georgia	2010-13
2.	12,630 - Drew Lock, Missouri	2015-18
3.	12,232 - Tim Tebow, Florida	2006-09
4.	12,117 - Jaxon Dart, Ole Miss	2022-24
5.	12,008 - Will Rogers, Mississippi State	2020-23
6.	11,897 - Dak Prescott, Mississippi State	2012-15
7.	11,380 - Chris Leak, Florida	2003-06
8.	11,270 - David Greene, Georgia	2001-04
9.	11,269 - Kellen Mond, Texas A&M	2017-20
10.	11,020 - Peyton Manning, Tennessee	1994-97

Rushing Yards Gained

1.	5,259 - Herschel Walker, Georgia	1980-82
2.	4,769 - Nick Chubb, Georgia	2014-17
3.	4,590 - Darren McFadden, Arkansas	2005-07
4.	4,557 - Kevin Faulk, LSU	1995-98
5.	4,303 - Bo Jackson, Auburn	1982-85
6.	4,178 - Ralph Webb, Vanderbilt	2014-17
7.	4,163 - Errict Rhett, Florida	1990-93
8.	4,050 - Dalton Hiliard, LSU	1982-85
9.	4,035 - Charles Alexander, LSU	1975-78
10.	3,994 - Anthony Dixon, Mississippi State	2006-09

Rushing Touchdowns

1.	55 - Tim Tebow, Florida	2006-09
2.	49 - Herschel Walker, Georgia	1980-82
3.	48 - Benny Snell, Kentucky	2014-18
4.	46 - Kevin Faulk, LSU	1995-98
	46 - Nick Fitzgerald, Mississippi State	2014-18
	46 - Najee Harris, Alabama	2017-20
7.	45 - Carnell Williams, Auburn	2001-04
8.	44 - Dalton Hiliard, LSU	1982-85
	44 - Nick Chubb, Georgia	2014-17
10.	43 - Bo Jackson, Auburn	1982-85

Pass Completions

1.	1,301 - Will Rogers, Mississippi State	2020-23
2.	921 - Aaron Murray, Georgia	2010-13
3.	895 - Chris Leak, Florida	2003-06
4.	883 - Drew Lock, Missouri	2015-18
5.	863 - Peyton Manning, Tennessee	1994-97
6.	862 - Jared Lorenzen, Kentucky	2000-03
7.	849 - David Greene, Georgia	2001-04
8.	838 - Eric Zeier, Georgia	1991-94
9.	829 - Eli Manning, Ole Miss	2000-03
10.	801 - Kellen Mond, Texas A&M	2017-20

Passing Yards

1.	13,166 - Aaron Murray, Georgia	2010-13
2.	12,315 - Will Rogers, Mississippi State	2020-23
3.	12,193 - Drew Lock, Missouri	2015-18

4.	11,528 - David Greene, Georgia	2001-04
5.	11,213 - Chris Leak, Florida	2003-06
6.	11,201 - Peyton Manning, Tennessee	1994-97
7.	11,153 - Eric Zeier, Georgia	1991-94
8.	10,875 - Danny Wuerffel, Florida	1993-96
9.	10,617 - Jaxon Dart, Ole Miss	2022-24
10.	10,354 - Jared Lorenzen, Kentucky	2000-03

Passing Touchdowns

1.	121 - Aaron Murray, Georgia	2010-13
2.	114 - Danny Wuerffel, Florida	1993-96
3.	99 - Drew Lock, Missouri	2015-18
4.	94 - Will Rogers, Mississippi State	2020-23
5.	89 - Peyton Manning, Tennessee	1994-97
6.	88 - Chris Leak, Florida	2003-06
	88 - Tim Tebow, Florida	2006-09
8.	85 - Tua Tagovailoa, Alabama	2017-19
9.	81 - Eli Manning, Ole Miss	2000-03
10.	80 - Bryce Young, Alabama	2020-22

Receptions

1.	262 - Jordan Matthews, Vanderbilt (3,759 yards)	2010-13
2.	236 - Earl Bennett, Vanderbilt (2,852 yards)	2005-07
3.	235 - DeVonta Smith, Alabama (3,965 yards)	2017-20
T4.	234 - Christian Kirk, Texas A&M (2,856 yards)	2015-17
T4.	234 - Bryan Edwards, South Carolina (3,045 yards)	2016-19
6.	228 - Amari Cooper, Alabama (3,463 yards)	2012-15
7.	224 - Calvin Ridley, Alabama (2,781 yards)	2015-17
8.	214 - Joquavious Marks, Mississippi State (1,225 yards) ..	2020-23
9.	208 - Craig Yeast, Kentucky (2,899 yards)	1995-98
10.	207 - Kenny McKinley, South Carolina (2,781 yards)	2005-09

Reception Yardage

1.	3,965 - DeVonta Smith, Alabama	2017-20
2.	3,759 - Jordan Matthews, Vanderbilt	2010-13
3.	3,463 - Amari Cooper, Alabama	2012-15
4.	3,093 - Terrence Edwards, Georgia	1999-2002
5.	3,045 - Bryan Edwards, South Carolina	2016-19
6.	3,042 - Alshon Jeffery, South Carolina	2009-11
7.	3,003 - Malik Nabers, LSU	2021-23
8.	3,001 - Josh Reed, LSU	1999-2001
9.	2,984 - A.J. Brown, Ole Miss	2016-18
10.	2,964 - Boo Mitchell, Vanderbilt	1985-88

Receiving Touchdowns

1.	46 - DeVonta Smith, Alabama (54 games)	2017-20
T2.	31 - Chris Doering, Florida (40 games)	1992-95
T2.	31 - Amari Cooper, Alabama (40 games)	2012-14
T4.	30 - Terrence Edwards, Georgia (45 games)	1999-02
T4.	30 - Josh Reynolds, Texas A&M (38 games)	2014-16
T6.	29 - Ike Hiliard, Florida (32 games)	1994-96
T6.	29 - Terry Beasley, Auburn (30 games)	1969-71
T6.	29 - Jack Jackson, Florida (38 games)	1992-94
9.	28 - Craig Yeast, Kentucky (43 games)	1995-98
T10.	27 - Jabar Gaffney, Florida (23 games)	2000-01
T10.	27 - Marcus Monk, Arkansas (43 games)	2004-07

Tackles

1.	547 - Andy Spiva, Tennessee	1973-76
2.	528 - Freddie Smith, Auburn	1976-79
	528 - Jeff Herrod, Ole Miss	1984-87
4.	521 - Jim Kovach, Kentucky	1974-76, 1978
5.	482 - Chris Chenault, Kentucky	1985-88
6.	475 - David Little, Florida	1977-80
	475 - Jeff Kremer, Kentucky	1984-87
8.	472 - Kem Coleman, Ole Miss	1974-77
9.	470 - Marty Moore, Kentucky	1990-93

10.	467 - Scot Brantley, Florida	1976-79
	467 - Ben Zambiasi, Georgia	1974-77
	467 - Ray Costict, Mississippi State	1973-76

Interceptions

1.	20 - Bobby Wilson, Ole Miss (379 yards)	1946-49
	20 - Chris Williams, LSU (91 yards)	1977-80
3.	19 - Glenn Cannon, Ole Miss (180 yards)	1967-69
	19 - Antonio Langham, Alabama (229 yards)	1990-93
5.	18 - Buddy McClinton, Auburn (251 yards)	1967-69
	18 - Tim Priest, Tennessee (305 yards)	1968-70
7.	16 - Johnthan Banks, Mississippi State (318 yards) ..	2009-12
	16 - Bacarri Rambo, Georgia (293 yards)	2009-12
	16 - Harry Gilmer, Alabama (234 yards)	1944-47
	16 - Jake Scott, Georgia (315 yards)	1967-68
	16 - Mike Jones, Tennessee (305 yards)	1967-69
	16 - Harry Harrison, Ole Miss (242 yards)	1971-73
	16 - Jeremiah Castille, Alabama (186 yards)	1979-82
	16 - John Mangum, Alabama (95 yards)	1986-89
	16 - Walter Harris, Mississippi State (162 yards)	1992-95
	16 - Senquez Golson, Ole Miss (232 yards)	2011-15
	16 - Corey Webster, LSU (181 yards)	2001-04
	16 - Dominick Sanders, Georgia (381 yards)	2014-17

Points Scored

1.	547 - Will Reichard, Alabama (295 PATs, 84 FGs, 60 games)	2019-23
2.	474 - Daniel Carlson, Auburn (198 PATs, 92 FGs, 53 games)	2014-17
3.	440 - Rodrigo Blankenship, Georgia (220 PAT, 80 FGs, 55 games)	2016-19
4.	412 - Blair Walsh, Georgia (184 PATs, 76 FGs, 53 games)	2008-11
5.	410 - Anders Carlson, Auburn (173 PATs, 79 FGs, 56 games) ..	2018-22
6.	409 - Billy Bennett, Georgia (148 PAT, 87 FGs, 50 games)	2000-03
7.	407 - Marshall Morgan, Georgia (215 PATs, 64 FGs, 51 games) ..	2012-15
8.	405 - Harrison Mevis, Missouri (147 PATs, 86 FGs, 49 games)	2020-23
9.	385 - Leigh Tiffin, Alabama (136 PATs, 83 FGs, 46 games)	2006-09
10.	377 - Seth Small, Texas A&M (164 PAT, 71 FGs, 46 games)	2018-21

Points Scored by Kicking

1.	547 - Will Reichard, Alabama (295 PATs, 84 FGs, 60 games)	2019-23
2.	474 - Daniel Carlson, Auburn (198 PATs, 92 FGs, 53 games)	2014-17
3.	440 - Rodrigo Blankenship, Georgia (220 PAT, 80 FGs, 55 games)	2016-19
4.	412 - Blair Walsh, Georgia (184 PATs, 76 FGs, 53 games)	2008-11
5.	410 - Anders Carlson, Auburn (173 PATs, 79 FGs, 56 games) ..	2018-22
6.	409 - Billy Bennett, Georgia (148 PAT, 87 FGs, 50 games)	2000-03
7.	407 - Marshall Morgan, Georgia (215 PATs, 64 FGs, 51 games) ..	2012-15
8.	405 - Harrison Mevis, Missouri (147 PATs, 86 FGs, 49 games)	2020-23
9.	385 - Leigh Tiffin, Alabama (136 PATs, 83 FGs, 46 games)	2006-09
10.	377 - Seth Small, Texas A&M (164 PAT, 71 FGs, 46 games)	2018-21

347 - Daniel Ramos, LSU (53 FGs, 188 PATs, 45 games) .. 2022-present
317 - Randy Bond, Texas A&M (64 FGs, 125 PATs, 40 games)2022-present

Field Goals Made

1.	92 - Daniel Carlson, Auburn (114 atts.)	2014-17
2.	87 - Billy Bennett, Georgia (110 atts.)	2000-03
3.	84 - Will Reichard, Alabama (100 atts.)	2019-23
4.	83 - Leigh Tiffin, Alabama (109 atts.)	2006-09
	80 - Rodrigo Blankenship, Georgia (97 atts.)	2016-19
5.	79 - Anders Carlson, Auburn (110 atts.)	2018-22
6.	78 - Philip Doyle, Alabama (105 atts.)	1987-90
8.	77 - Kevin Butler, Georgia (98 atts.)	1981-84
9.	76 - Blair Walsh, Georgia (103 atts.)	2008-11
10.	72 - Parker White, South Carolina (99 atts.)	2017-21
	72 - Austin MacGinnis, Kentucky (91 atts.)	2014-17

--
64 - Randy Bond, Texas A&M (85 atts.) 2022-present

PRESEASON HONORS

2025 Media Days All-SEC Team**OFFENSE****First-Team**

QB – LaNorris Sellers, South Carolina
 RB - Quintrevion Wisner, Texas
 RB – Le’Veon Moss, Texas A&M
 WR - Ryan Williams, Alabama
 WR - Cam Coleman, Auburn
 TE - Eli Stowers, Vanderbilt
 OL - Kady Proctor, Alabama
 OL - Cayden Green, Missouri
 OL - DJ Campbell, Texas
 OL - Austin Barber, Florida
 C - Jake Slaughter, Florida

Second-Team

QB –Garrett Nussmeier, LSU
 RB - Jaydn Ott, Oklahoma
 RB - Caden Durham, LSU
 WR - Aaron Anderson, LSU
 WR - Ryan Wingo, Texas
 TE - Oscar Delp, Georgia
 OL - Ar’maj Reed-Adams, Texas A&M
 OL - Trey Zuhn III, Texas A&M
 OL - Jaeden Roberts, Alabama
 OL - Fernando Carmona Jr., Arkansas
 C - Parker Brailsford, Alabama

Third-Team

QB – Arch Manning, Texas
 RB - Nate Frazier, Georgia
 RB - Jam Miller, Alabama
 WR - Eric Singleton, Auburn
 WR - Kevin Coleman Jr., Missouri
 TE - Jack Endries, Texas
 OL - Earnest Greene III, Georgia
 OL - Chase Bisontis, Texas A&M
 OL - Xavier Chaplin, Auburn
 OL - Trevor Goosby, Texas
 C - Connor Lew, Auburn

DEFENSE**First-Team**

DL - Keldric Faulk, Auburn
 DL - Dylan Stewart, South Carolina
 DL - Colin Simmons, Texas
 DL - Christian Miller, Georgia
 LB - Anthony Hill Jr., Texas
 LB - Whit Weeks, LSU
 LB - CJ Allen, Georgia
 DB - KJ Bolden, Georgia
 DB - Michael Taaffe, Texas
 DB - Daylen Everette, Georgia
 DB - Jermod McCoy, Tennessee

Second-Team

DL - Caleb Banks, Florida
 DL - Tim Keenan III, Alabama
 DL - LT Overton, Alabama
 DL - R Mason Thomas, Oklahoma
 LB - Deontae Lawson, Alabama
 LB - Harold Perkins, LSU
 LB - Santarine Perkins, Ole Miss
 DB - Malik Muhammad, Texas
 DB - Domani Jackson, Alabama
 DB - Will Lee III, Texas A&M
 DB - Jalon Kilgore, South Carolina

Third-Team

DL - Tyreek Sapp, Florida
 DL - Trey Moore, Texas
 DL - Cam Ball, Arkansas
 DL - Zxavian Harris, Ole Miss
 LB - Taurean York, Texas A&M
 LB - Arion Carter, Tennessee

LB - Princewill Umanmielen, Ole Miss
 DB - Keon Sabb, Alabama
 DB - Boo Carter, Tennessee
 DB - Bray Hubbard, Alabama
 DB - Isaac Smith, Mississippi State

SPECIALISTS**First-Team**

P - Brett Thorson, Georgia
 PK - Peyton Woodring, Georgia
 LS - Beau Gardner, Georgia
 KS – Peyton Woodring, Georgia
 RS - Zachariah Branch, Georgia
 AP - Zachariah Branch, Georgia

Second-Team

P - Jack Bouwmeester, Texas
 *PK - Trey Smack, Florida
 *PK - Lucas Carneiro, Ole Miss
 LS - Rocco Underwood, Florida
 KS - Trey Smack, Florida
 RS - Barion Brown, LSU
 AP - Zavion Thomas, LSU

Third-Team

*P - Devin Bale, Arkansas
 *P - Aidan Laros, Kentucky
 PK - Alex McPherson, Auburn
 LS - Ben Anderson, Oklahoma
 KS – Will Stone, Texas
 RS - Zavion Thomas, LSU
 *AP - Eugene Wilson III, Florida
 *AP - Jadan Baugh, Florida

2025 Preseason Coaches All-SEC Team**FIRST TEAM****Offense**

QB – Garrett Nussmeier, LSU
 RB – Le’Veon Moss, Texas A&M
 RB – Quintrevion Wisner, Texas
 WR – Ryan Williams, Alabama
 WR – Cam Coleman, Auburn
 TE – Eli Stowers, Vanderbilt
 OL – Kady Proctor, Alabama
 OL – Cayden Green, Missouri
 OL – Austin Barber, Florida
 OL – DJ Campbell, Texas*
 OL – Fernando Carmona Jr., Arkansas*
 C – Jake Slaughter, Florida

Defense

DL – Dylan Stewart, South Carolina
 DL – Colin Simmons, Texas
 DL – Keldric Faulk, Auburn
 DL – Christian Miller, Georgia
 LB – Anthony Hill Jr., Texas
 LB – Whit Weeks, LSU
 LB – CJ Allen, Georgia
 DB – KJ Bolden, Georgia
 DB – Daylen Everette, Georgia
 DB – Michael Taaffe, Texas
 DB – Jermod McCoy, Tennessee

Special Teams

PK – Peyton Woodring, Georgia
 P – Brett Thorson, Georgia
 RS – Barion Brown, LSU
 KOS – Peyton Woodring, Georgia
 LS – Beau Gardner, Georgia
 AP – Zachariah Branch, Georgia

SECOND TEAM**Offense**

QB – LaNorris Sellers, South Carolina
 RB – Jaydn Ott, Oklahoma

2025 Media Days Preseason Poll

Texas was predicted to win the 2025 SEC Championship, according to a preseason poll of media covering SEC Football Media Days.

The Longhorns received 96 votes to be crowned SEC Champion on December 6 in Atlanta at Mercedes-Benz Stadium, with Georgia being picked to be the Texas’ opponent in a rematch of the 2024 SEC Championship Game. Georgia received 44 votes to win the SEC Championship.

The participants of the SEC Championship Game will be determined during the regular-season conference schedule as the teams with the two best overall SEC winning percentages.

Only 10 times since 1992 (33 years) has the predicted champion prior to the season at SEC Media Days proceeded to win the SEC Championship Game.

2025 SEC CHAMPION (Votes)		PREDICTED ORDER OF FINISH (Points)	
Texas	96	Texas	3060
Georgia	44	Georgia	2957
Alabama	29	Alabama	2783
LSU	20	LSU	2668
South Carolina	5	South Carolina	2109
Florida	2	Florida	1986
Vanderbilt	2	Ole Miss	1979
Auburn	1	Texas A&M	1892
Ole Miss	1	Tennessee	1700
Tennessee	1	Oklahoma	1613
		Auburn	1272
		Missouri	1170
		Vanderbilt	936
		Arkansas	764
		Kentucky	512
		Mississippi State	343

RB – Caden Durham, LSU
 WR – Aaron Anderson, LSU
 WR – Kevin Coleman Jr., Missouri*
 WR – Eric Singleton, Auburn*
 TE – Oscar Delp, Georgia
 OL – Ar’maj Reed-Adams, Texas A&M
 OL – Jaeden Roberts, Alabama
 OL – Trey Zuhn III, Texas A&M
 OL – Chase Bisontis, Texas A&M
 C – Parker Brailsford, Alabama

Defense

DL – Caleb Banks, Florida
 DL – R Mason Thomas, Oklahoma
 DL – Tim Keenan III, Alabama
 DL – LT Overton, Alabama
 LB – Deontae Lawson, Alabama
 LB – Harold Perkins, LSU
 LB – Santarine Perkins, Ole Miss
 DB – Jalon Kilgore, South Carolina
 DB – Will Lee III, Texas A&M
 DB – Malik Muhammad, Texas
 DB – Domani Jackson, Alabama*
 DB – Keon Sabb, Alabama*

Special Teams

PK – Trey Smack, Florida
 P – Jack Bouwmeester, Texas
 RS – Zachariah Branch, Georgia
 KOS – Trey Smack, Florida
 LS – Rocco Underwood, Florida
 AP – Zavion Thomas, LSU

THIRD TEAM**Offense**

QB – DJ Lagway, Florida
 RB – Nate Frazier, Georgia

RB – Jam Miller, Alabama
 WR – Zachariah Branch, Georgia
 WR – Chris Brazzell II, Tennessee*
 WR – Eugene Wilson III, Florida*
 TE – Miles Kitselman, Tennessee
 OL – Earnest Greene III, Georgia
 OL – Xavier Chaplin, Auburn
 OL – Lance Heard, Tennessee
 OL – Joshua Braun, Kentucky*
 OL – Trevor Goosby, Texas*
 C – Connor Lew, Auburn

Defense

DL – Cam Ball, Arkansas
 DL – Tyreek Sapp, Florida
 DL – Trey Moore, Texas
 DL – Zxavian Harris, Ole Miss
 LB – Taurean York, Texas A&M
 LB – Arion Carter, Tennessee
 LB – Princewill Umanmielen, Ole Miss
 DB – Boo Carter, Tennessee
 DB – Isaac Smith, Mississippi State
 DB – Jalen Catalon, Missouri
 DB – Bray Hubbard, Alabama

Special Teams

PK – Lucas Carneiro, Ole Miss*
 PK – Alex McPherson, Auburn*
 P – Aidan Laros, Kentucky
 RS – Zavion Thomas, LSU
 KOS – Will Stone, Texas
 LS – Ben Anderson, Oklahoma
 AP – Martel Hight, Vanderbilt

*Ties (ties are not broken)

SEC FOOTBALL BOWL AGREEMENTS

The Southeastern Conference has six-year agreements with nine football post-season bowls. The nine bowls are in addition to bowl games in the College Football Playoff system for which SEC teams are eligible to qualify.

The SEC has its current agreements through 2025 with the Cheez-It Citrus Bowl in Orlando, the ReliaQuest Bowl in Tampa, the TaxSlayer Gator Bowl in Jacksonville, the Music City Bowl in Nashville, the Kinder's Texas Bowl in Houston, the AutoZone Liberty Bowl in Memphis, the JLab Birmingham Bowl and the Union Home Mortgage Gasparilla Bowl.


In addition, the SEC will continue its relationship with the Duke's Mayo Bowl in Charlotte, participating in that bowl game in 2025.

The SEC will maintain its current bowl selection process in which the Citrus Bowl has the first selection of available SEC teams after any conference schools have qualified for the College Football Playoff after which the SEC assigns teams to a Pool of Six bowl. The SEC Pool of Six consists of the ReliaQuest Bowl, TaxSlayer Gator Bowl, Music City Bowl, Kinder's Texas Bowl and Autozone Liberty Bowl, as well as the SRS Distribution Las Vegas Bowl in 2024, and the Duke's Mayo Bowl in 2025.

In consultation with SEC member institutions, as well as these six bowls, the conference will make assignments for the bowl games in the pool system. ESPN Events selects teams to participate in the JLab Birmingham and Union Home Mortgage Gasparilla Bowls after the Pool of Six have been assigned.

2025-26 College Football Playoff

- The ranking of the teams will continue to be done by a selection committee.
- A new policy in 2025 will guarantee the five highest-ranked conference champions a place in the Playoff, but will no longer include a bye for the four highest-ranked champions. The 12-team bracket will now be seeded directly based on the final ranking of the CFP Selection Committee, with the four highest-ranked teams receiving a first-round bye. If one or more of the five highest-ranked conference champions are ranked outside the top 12, that team or teams would move up to the 12th seed, 11th seed, etc., based on the number of conference champions outside the top 12.
- The teams ranked Nos. 5-12 will play in the CFP First Round with the higher seeds hosting the lower seeds either on campus or at other sites designated by the higher-seeded institution (No. 12 at No. 5, No. 11 at No. 6, No. 10 at No. 7 and No. 9 at No. 8).
- The four highest-ranked teams will be assigned to Playoff Quarterfinals bowls on Selection Day in ranking order and in consideration of current contract bowl relationships (for example: if the highest-ranked team is from the Big Ten, that team would be assigned to the Rose Bowl Game).
- The College Football Playoff bracket will follow the selection committee's rankings, with no modifications made to avoid rematches between teams that may have played during the regular season or are from the same conference.
- The bracket will remain in effect throughout the playoff (i.e., no re-seeding).
- The No. 1 seed would receive preferential placement based on geography for the Playoff Semifinal site assignment.
- All 11 games will be under the CFP umbrella with the administrative policies determined by the CFP.



2025 SEC Football

SEC FOOTBALL BOWL AGREEMENTS

2025-26 COLLEGE FOOTBALL PLAYOFF SCHEDULE

<u>DATE</u>	<u>GAME</u>	<u>TIME (ET)</u>	<u>PLATFORM</u>
Fri., Dec. 19	CFP First Round Game		
Sat., Dec. 22	CFP First Round Game		
	CFP First Round Game		
	CFP First Round Game		
Wed., Dec. 31	Playoff Quarterfinal at the Goodyear Cotton Bowl Classic	7:30 p.m.	ESPN
Thurs., Jan. 1	Playoff Quarterfinal at the Capital One Orange Bowl	Noon	ESPN
	Playoff Quarterfinal at the Rose Bowl Game presented by Prudential	4 p.m.	ESPN
	Playoff Quarterfinal at the Allstate Sugar Bowl	8 p.m.	ESPN
Thu., Jan. 8	Playoff Semifinal at the VRBO Fiesta Bowl	7:30 p.m.	ESPN
Fri., Jan. 9	Playoff Semifinal at the Chick-fil-A Peach Bowl	7:30 p.m.	ESPN
Mon., Jan. 19	CFP National Championship (Miami Gardens, Fla.)	7:30 p.m.	ESPN

SEC BOWLS

CHEEZ-IT CITRUS BOWL

(Orlando, FL) vs. Big 10 December 31 – 3 p.m. ET – ABC

After the CFP selection process the Citrus Bowl gets the first selection of available SEC Teams.

POOL OF SIX BOWLS:

After the CFP selection process and the Cheez-It Citrus Bowl selects a team, there will be a pool of six bowls and the Conference, in consultation with the institutions and the bowls, will make the assignments for these six bowl games from all eligible SEC teams.

The pool of six bowls for 2025-26 are as follows:

Kinder's Texas Bowl (Houston, TX) vs. Big 12 – December 27 – 9:15 p.m. ET – ESPN

Duke's Mayo Bowl (Charlotte, NC) vs. ACC – January 2 – 8 p.m. ET – ESPN

Music City Bowl (Nashville, TN) vs. Big Ten – December 30 – 5:30 p.m. ET – ESPN

TaxSlayer Gator Bowl (Jacksonville, FL) vs. ACC – December 27 – 7:30 p.m. ET – ABC

AutoZone Liberty Bowl (Memphis, TN) vs. Big 12 – January 2 – 4:30 p.m. ET – ESPN

ReliaQuest Bowl (Tampa, FL) vs. Big Ten – December 31 – Noon ET – ESPN

BOWLS AFTER THE POOL OF SIX:

JLab Birmingham Bowl

(Birmingham, AL) vs. American – December 29 – 2 p.m. ET – ESPN

Union Home Mortgage Gasparilla Bowl

(Tampa, FL) vs. American – December 19 – 3:30 p.m. – ESPN



ESPN Events selects teams to participate in the Birmingham and Gasparilla Bowls after the Citrus Bowl and Pool of Six.

SEC BOWL SUCCESS

NATIONAL CHAMPIONS SINCE 1992

Since the first SEC expansion in 1992, the SEC has the most national championships (AP, USA Today) with 17. During that time, the SEC has had more teams with national titles than any other conference (6). Here is a breakdown:

SEC (17) Florida (2008, 2006, 1996), LSU (2003, 2007, 2019), Tennessee (1998), Alabama (1992, 2009, 2011, 2012, 2015, 2017, 2020), Auburn (2010), Georgia (2021, 2022)
 ACC (5) Florida State (1993, 1999, 2013), Clemson (2016,18)
 Big 12 (5) Texas (2005), Oklahoma (2000), Nebraska (1994, 1995, 1997)
 Big Ten (5) Ohio State (2002, 2014, 2024), Michigan (1997, 2023)
 Pac-10 (2) Southern California (2003, 2004)
 Big East (1) Miami, Fla. (2001)

The SEC was the first conference to claim four consecutive Associated Press (first poll - 1936), National Football Foundation and College Hall of Fame (first poll - 1959), Football Writers Association of America (first poll - 1954) and USA Today or UPI Coaches Poll (first poll - 1950) national championships.

SEC IN BOWL GAMES

• Since 2006, the SEC has accrued more bowl wins (122) and appearances (200) than any other conference. The conference's .610 bowl winning percentage is first among A5 leagues during that time.

SEC	122-78	.610
Big Ten	83-87	.488
ACC	77-101	.433
Big 12	72-70	.507
American	60-57	.513
Mountain West	59-49	.546
Pac-12	57-61	.483
Conference USA	53-61	.465
Sun Belt	47-35	.573
MAC	36-67	.350
Independents	28-20	.583

• The SEC is 16-7 (.696) in College Football Playoff games (not versus each other) and 4-2 in College Football Playoff National Championship Games (not versus each other). The SEC has appeared in eight of the 11 CFP National Championship Games, winning six. The SEC finished 9-2 in BCS National Championship Games (LSU 2-1, Florida 2-0, Alabama 3-0, Tennessee 1-0, Auburn 1-1), 8-1 vs. non-SEC competition. The SEC had the most wins (17) and the highest winning percentage of any conference that has three-or-more appearances in BCS bowl games. The SEC was 17-10 in BCS games (.630 percentage), 16-9 (.640) in non-conference. Since 2006, the SEC has posted a 32-18 (.640) record in BCS/CFP games, more wins, appearances and winning percentage than any other A4 conference.

• Eleven different SEC teams, including all seven from the former SEC Western Division, have made BCS/New Year's Six bowl game appearances since 2006: Alabama, Arkansas, Auburn, Florida, Georgia, LSU, Ole Miss, Mississippi State, Tennessee, Texas and Texas A&M.

SEC IN THE COLLEGE FOOTBALL PLAYOFF

Teams in the Playoff (Record-Winning %) (Since First Year of CFP in 2014)

SEC: 15 (18-9; .667) (Includes 2018/2022 All-SEC National Championship Game) (16-7; .696 in games not versus each other)
 ACC: 9 (6-7; .462)
 Big Ten: 9 (11-9; .550)
 Big 12: 7 (1-7; .125)
 Independent: 3 (3-3; .500)

Pac-12: 3 (2-3; .400)
 Group of Five: 2 (0-2; .000)

Teams in the Playoff (Record-Winning %) (Since First Year of 12-Team CFP in 2024)

Big Ten: 4 (6-2; .750)
 SEC: 3 (2-3; .400)
 ACC: 2 (0-2; .000)
 Big 12: 1 (0-1; .000)
 Independent: 1 (3-1; .750)
 Group of Five: 1 (0-1; .000)

CFP National Championship Game Appearances

SEC: 10
 ACC: 4
 Big Ten: 4
 Pac-12: 2
 Big 12: 1
 Independent: 1

Since 2006, the SEC has posted 35 wins in BCS - now New Year's Six/Access bowls - more wins than any other conference. Here are the BCS/CFP bowl records of all conferences since 2006:

SEC	35-18	.660
Big Ten	26-23	.531
Big 12	14-17	.452
Pac-12	12-16	.429
ACC	11-21	.256
AAC	8-7	.533
Mountain West	3-2	.600
WAC	2-1	.667
Independents	2-6	.250
CUSA	0-1	.000
MAC	0-2	.000

CFP Era (2014-Present) (Includes CFP Championship Game)

SEC	26-13	.667
Big Ten	21-15	.583
ACC	8-15	.348
Big 12	8-10	.444
Pac-12	5-10	.333
AAC	2-4	.333
Independent	2-1	.667
Mountain West	1-1	.500
CUSA	1-0	.000
MAC	0-1	.000

Most Bowl Appearances – Single Season

1. 13 - SEC, 2024; ACC, 2024; SEC, 2021
2. 12 - SEC, 2014, 2016; Big Ten, 2024
3. 11 - SEC, 2018, 2022
 11 - ACC, 2013, 2014, 2016, 2018, 2023
 11 - Big Ten, 2023
5. 10 - SEC, 2009, 2010, 2013, 2015
 10 - ACC, 2008, 2017, 2019
 10 - Big Ten, 2011, 2014, 2015, 2016, 2021
 10 - Pac-12, 2015, 2023

Most Bowl Wins – Single Season

1. 11 - Big Ten, 2024 (11-6)
2. 9 - SEC, 2015 (9-2)
 9 - ACC, 2016 (9-3)

SEC SUCCESS SINCE 2006

During the last 19 seasons (2006-24), Southeastern Conference football has experienced success that is unparalleled in its football history and in the history of college football. During this tenure, the SEC's achievements have been demonstrated by:

- Triumphs in major bowl games, including the National Championship Game
- Non-conference success in regular season and bowl games
- Defeating highly-ranked non-conference teams
- Success in the polls and rankings
- Individual awards and All-America Teams
- Academic and Community Service Standouts
- Continued accomplishments of former SEC student-athletes in the NFL and NFL Draft

SEC IN THE CFP/BCS ERA (Since 1998)

• The SEC has won 13 of the last 19 national championships, 15 of the 27 BCS/CFP-era National Championships, six runner-up finishes and 29 overall national titles (CFP, AP, BCS, FWA, Coaches Poll) in SEC history. The SEC has appeared in 16 of the last 19 National Championship Games and in 10 of the 16 BCS Championship Games, winning nine.

• Five different SEC schools have won the National Championship since 2006 (Auburn, 2010; Alabama, 2009, 2011, 2012, 2015, 2017, 2020; Florida, 2006, 2008; LSU, 2007, 2019; Georgia, 2021, 2022). Five programs have advanced to the national championship game since 2013. Tennessee (1998) has also won the former BCS crown. Auburn appeared in the 2013 BCS Championship Game, as did LSU in 2011, Georgia in 2017 and Alabama in 2021. A team from the SEC Western Division had advanced to five consecutive national championship games prior to the 2014 season, when Alabama lost in the CFP semifinals. The ACC (Clemson, Miami and Florida State) and Big Ten (Michigan, Ohio State) has seen three schools win titles since 1998, while the current Big 12 has none.

• Since 2006, over half of the slots in the National Championship Game have been taken by SEC teams (19 of 38). The Big Ten has six during that time, the ACC has four, while the Big 12 and Pac-12 has three.

• The SEC has had more teams ranked in the BCS/CFP standings than any other conference since 2006. The league has had 15 of its 16 teams ranked at one time or another since 2006. Vanderbilt is the only team to not appear in the BCS/CFP rankings during this time, however, the Commodores finished ranked in the Top 25 in both 2012 and 2013 after bowl games with 9-4 records. The BCS/CFP does not produce a poll following bowl games. The Commodores were also ranked in the AP/Coaches Poll in 2024 two weeks prior to the first CFP poll of 2024.

• Since 2006, the SEC has posted 35 wins in BCS/New Year's Six/Access bowls - more wins than any other conference.

• Six of the top 10 defensive performances in CFP/BCS history have been registered by SEC teams, more than any other conference. Alabama's shutout of LSU in the 2012 BCS National Championship Game was the first shutout in CFP/BCS history. Alabama defeated Michigan State soundly 38-0 in a CFP National Semifinal in 2015, while defeating Washington 24-7 in 2016 semifinal contest. Alabama dominated Clemson in the 2018 Sugar Bowl Semifinal, holding Clemson to just 188 yards, well short of their average 448 yards per game. In the 2021 CFP Semifinal, Alabama defeated Cincinnati 27-6, holding the Bearcats to 218 yards and a pair of field goals. Georgia's 65-7 victory over TCU in the 2022 national championship game, the Bulldogs held TCU to 188 total yards and nine first downs. Georgia's 63-3 defeat of Florida State in the 2023 Orange Bowl was the largest margin of victory in the entire history of postseason bowls, holding FSU to only 209 yards.

• The SEC has now won 73 games in the last nine postseasons. With 12 teams advancing to bowl games in 2016, the SEC became the first conference to send at least 10 teams to postseason bowls in four consecutive seasons. The SEC sent a (then) NCAA-record 12 teams to participate in postseason bowl games in 2014 and has sent no less than eight teams to post-season bowls in each of the last 17 seasons. The SEC established a national-record with nine postseason victories in 2015 and owned the previous record for postseason bowl victories with seven wins in 2007, 2013 and 2014. The SEC qualified a record 13 teams for postseason bowls in 2021 and finished 7-2 in the 2020 postseason, with all seven wins coming against Top-25 competition - the most in history for the conference. The SEC again sent 13 teams to postseason in 2024.

• The SEC is 122-78 (.610) in bowl games since 2006, the only Autonomy Five league with a .600 or better winning percentage and nearly 40 wins more than the next closest conference.

SEC vs. OTHER CONFERENCES

• Since 2006, the SEC has posted the highest non-conference winning percentage (regular season & bowls) than any other conference. The league has a 927-232 record, an 80.0 winning percentage. The SEC has won no less than 43 non-conference games (regular season & bowls) during the last 19 seasons (2006-2024). Last season (2024), the SEC was 63-16 (.797), including bowl games.

SEC IN FINAL RANKINGS

• Since 2006, the SEC has had the most teams ranked in the final USA Today Coaches Poll. The conference has had 106 teams ranked in the final USA Today rankings during that span, including seven in 2024.

• The SEC has either led or tied for the lead with the most teams ranked in the USA Today Top-25 for 17 of the last 19 seasons.

THIS IS SEC FOOTBALL

• Sixteen times in the last 19 seasons, a team from the SEC has advanced to the national championship game. The SEC has won 13 of those contests, with two of the losses coming in the game's final seconds. The winner of the SEC Championship Game has advanced to the National Championship Game all but three times since 2006.

• With Florida in January 2009, five different teams from the SEC (Alabama, Auburn, Florida, LSU, Georgia) have played for and won the national championship in the last 15 seasons. All five have multiple appearances and at least one victory since in the national championship game since 2007.

• The SEC won four consecutive CFP National Championships, by three different programs (LSU, Alabama, Georgia), from 2019-2022.

• Not counting games versus each other, the SEC is 16-7 all-time in College Football Playoff games, playing in eight of the 11 CFP Championship Games (winning six of those eight). The SEC is 10-3 in CFP Semifinals, including a streak of 10 consecutive semifinal wins from 2015-2022.

• Since 2006, the SEC has posted a 35-18 (.660) record in BCS/CFP games, more wins, appearances, and winning percentage than any other A4 conference.

• The Southeastern Conference led the nation yet again in 2024 with 439 former players on opening weekend 53-man active rosters, including injured reserve.

• A total of 35 former SEC players were on active rosters of Super Bowl LVI between the Kansas City Chiefs and the Philadelphia Eagles.

• The SEC is 122-78 (.610) in bowl games since 2006, the only FBS league with a .600 or better winning percentage and nearly 40 wins more than the next closest conference.

• The SEC has now won 73 games in the last nine postseasons and has sent no less than eight teams to post-season bowls in each of the last 18 seasons.

• In the 11 seasons of the College Football Playoff era, only nine programs nationally have been ranked No. 1 in the weekly CFP Top-25 Poll (which begins in late October each year) - five of those nine programs (Alabama, Georgia, LSU, Mississippi State, Tennessee) are from the SEC. Prior to 2023, no team outside the SEC had been ranked No. 1 in the weekly CFP Poll since 2019, while four schools from the SEC were ranked No. 1 during that time.

• With Georgia and Alabama both earning victories in the CFP Semifinals in both 2021 and 2017, the national championship game has featured two SEC teams twice in the last eight years and three times since the 2011 season.

• The SEC Championship has been the most watched conference championship nationally for 16 of the past 17 seasons, including 12 in a row from 2008-2019. The only year it was not #1 was 2020 when the SEC did not have a traditional schedule due to the pandemic.

• The 2024 SEC Championship Game averaged 16.6 million viewers across ABC and ESPN, the fourth-largest audience on record for the game. The overtime win for Georgia, which peaked with 19.7 million viewers, delivered the largest audience of the college football season - surpassing the previous high set by the regular season matchup between the same two teams. Overall, the SEC title game last season delivered the third-largest regular season college football audience ever on the ESPN family of networks.

SEC INDIVIDUAL AWARDS AND ALL-AMERICANS

• In the 31 individual awards, the SEC has had at least one recipient in all of them since 2006.

• Since 2006, SEC football student-athletes and coaches have won 152 major individual awards, an average of eight per year. The league won 10 awards in 2008, 12 individual honors in 2020 and 2010 an all-time high 15 in 2019.

• The SEC has won a national player of the year 12 times with 11 different players since 2007— Darren McFadden, Arkansas, and Tim Tebow, Florida; Tebow in 2008; Mark Ingram, Alabama, in 2009; Cam Newton, Auburn, in 2010; Johnny Manziel, Texas A&M, in 2012; Derrick Henry, Alabama, in 2015; Tua Tagovailoa, Alabama, in 2018; Joe Burrow, LSU, in 2019, DeVonta Smith, Alabama, in 2020; Bryce Young, Alabama, in 2021; Jayden Daniels, LSU, in 2023. The SEC did not have a national player of the year in 2011, 2013, 2014, 2016, 2017 or 2022. Three of the Heisman finalists in 2013 were, however, from the SEC, as well as one of three in 2014.

SEC INDIVIDUAL AWARD WINNERS SINCE 2006

HEISMAN MEMORIAL TROPHY (Nation's best player) — Jayden Daniels, LSU (2023); Bryce Young, Alabama (2021); DeVonta Smith, Alabama (2020); Joe Burrow, LSU (2019); Derrick Henry, Alabama (2015); Johnny Manziel, Texas A&M (2012); Cam Newton, Auburn (2010); Mark Ingram, Alabama (2009); Tim Tebow, Florida (2007).

CHUCK BEDNARIK AWARD (Nation's best defensive player) — Patrick Peterson, LSU (2010); Tyrann Mathieu, LSU (2011); Jonathan Allen, Alabama (2016); Minkah Fitzpatrick, Alabama (2017); Josh Allen, Kentucky (2018); Jordan Davis, Georgia (2021); Will Anderson Jr., Alabama (2022).

RAY GUY AWARD (Nation's best punter) — Max Duffy, Kentucky (2019); Brandon Mann, Texas A&M (2018); Chas Henry, Florida (2010); Drew Butler, Georgia (2009)

MAXWELL AWARD (Nation's best player) — Bryce Young, Alabama (2021); DeVonta Smith, Alabama (2020); Joe Burrow, LSU (2019); Tua Tagovailoa, Alabama (2018); Derrick Henry, Alabama (2015); Cam Newton, Auburn (2010); Tim Tebow, Florida (2008); Tim Tebow, Florida (2007); AJ McCarron, Alabama (2013)

WALTER CAMP AWARD (Nation's best player) — Jayden Daniels, LSU (2023); DeVonta Smith, Alabama (2020); Joe Burrow, LSU (2019); Tua Tagovailoa, Alabama (2018); Derrick Henry, Alabama (2015); Cam Newton, Auburn (2010); Darren McFadden, Arkansas (2007)

DOAK WALKER AWARD (Nation's best running back) — Najee Harris, Alabama (2020); Derrick Henry, Alabama (2015); Trent Richardson, Alabama (2011); Darren McFadden, Arkansas (2007); Darren McFadden, Arkansas (2006)

DAVEY O'BRIEN AWARD (Nation's best quarterback) — Jayden Daniels, LSU (2023); Bryce Young, Alabama (2021); Mac Jones, Alabama (2020); Joe Burrow, LSU (2019); Johnny Manziel, Texas A&M (2012); Cam Newton, Auburn (2010); Tim Tebow, Florida (2007)

JIM THORPE AWARD (Nation's best defensive back) — Jahdae Barron, Texas (2024); Grant Delpit, LSU (2019); DeAndre Baker, Georgia (2018); Minkah Fitzpatrick, Alabama (2017); Johnthan Banks, Mississippi State (2012); Morris Claiborne, LSU (2011); Patrick Peterson, LSU (2010); EriBerry, Tennessee (2009)

JOHN MACKEY AWARD (Nation's best tight end) — Brock Bowers, Georgia, (2023); Brock Bowers, Georgia (2022); Kyle Pitts, Florida (2020); Hunter Henry, Arkansas (2015); D.J. Williams, Arkansas (2010); Aaron Hernandez, Florida (2009).

ROTARY LOMBARDI AWARD (Nation's outstanding lineman) — Kelvin Banks Jr., Texas (2024); Will Anderson Jr., Alabama (2022); Nick Fairley, Auburn (2010); Glenn Dorsey, LSU (2007)

LOU GROZA AWARD (Nation's best placekicker) — Rodrigo Blakenship, Georgia (2019)

PAUL HORNUMG AWARD (Nation's most versatile player) — DeVonta Smith, Alabama (2020); Lynn Bowden Jr., Kentucky (2019); Brandon Boykin, Georgia (2011); Odell Beckham, LSU (2013)

FRANK BROYLES AWARD (Nation's top assistant coach) — Steve Sarkisian, Alabama (2020); Joe Brady, LSU (2019); John Chavis, LSU (2011); Gus Malzahan, Auburn (2010); Kirby Smart, Alabama (2009)

JOHNNY UNITAS GOLDEN ARM (Outstanding senior quarterback) - Jayden Daniels, LSU (2023); Mac Jones, Alabama (2020); Joe Burrow, LSU (2019); AJ McCarron, Alabama (2013).

AFC A ASSISTANT COACH OF THE YEAR - Kirby Smart, Alabama (2012).

DISNEY SPIRIT AWARD (Top inspirational story) — Alabama Football Team (2011); D.J. Williams, Arkansas (2010).

HOME DEPOT COACH OF THE YEAR (National Coach of the Year) — Ed Orgeron, LSU (2019); Les Miles, LSU (2011); Gene Chizik, Auburn (2010); Nick Saban, Alabama (2008); Gus Malzahn, Auburn (2013)

EDDIE ROBINSON FWAA COACH OF THE YEAR — Kirby Smart, Georgia (2022); Ed Orgeron, LSU (2019); Gus Malzahn, Auburn (2013); Nick Saban, Alabama (2008).

LIBERTY MUTUAL COACH OF THE YEAR -- Ed Orgeron, LSU (2019); Nick Saban, Alabama (2008); Les Miles, LSU (2011); Gus Malzahn, Auburn (2013)

CoSIDA/ESPN ACADEMIC ALL-AMERICAN OF THE YEAR — Mac Jones, Alabama (2020); Barrett Jones, Alabama (2012); Greg McElroy, Alabama (2010); Tim Tebow, Florida (2009)

BUTKUS AWARD (Nation's best linebacker) — Rolando McClain, Alabama (2009); Patrick Willis, Ole Miss (2006); C.J. Mosley, Alabama (2013); Reuben Foster, Alabama (2016); Roquan Smith, Georgia (2017); Devin White, LSU (2018); Nakobe Dean, Georgia (2021); Nakobe Dean, Georgia (2022), Jalon Walker, Georgia (2024).

WILLIAM V. CAMPBELL TROPHY (Nation's top scholar-athlete) — Tim Tebow, Florida (2009); Barrett Jones, Alabama (2012); Jalen Milroe, Alabama (2024)

RIMINGTON TROPHY (Nation's best center) — Landon Dickerson, Alabama (2020); Ryan Kelly, Alabama (2015); Reece Dismukes, Auburn (2014); Barrett Jones, Alabama (2012); Maurkice Pouncey, Florida (2009); Jonathan Luigs, Arkansas (2007)

LOWE'S SENIOR CLASS AWARD (Nation's top senior student-athlete) — Dak Prescott, Mississippi State (2015); Tim Tebow, Florida (2009); Derrick Brown, Auburn (2019)

WUERFFEL TROPHY (Community Service, Athletic and Academic Achievement) — Tim Tebow, Florida (2008); Barrett Jones, Alabama (2011); Trevor Knight, Texas A&M (2016); Courtney Love, Kentucky (2017); Ladd McConkey, Georgia (2023).

BILETNIKOFF AWARD (Wide Receiver) - Jalin Hyatt, Tennessee (2022); DeVonta Smith, Alabama (2020); Ja'Marr Chase, LSU (2019); Jerry Jeudy, Alabama (2018); Amari Cooper, Alabama (2014).

OUTLAND TROPHY (Nation's top lineman) — Kelvin Banks Jr., Texas (2024); Jordan Davis, Georgia (2021); Alex Leatherwood, Alabama (2020); Barrett Jones, Alabama (2011); Andre Smith, Alabama (2008); Glenn Dorsey, LSU (2007); Cam Robinson, Alabama (2016); Quinnen Williams, Alabama (2018).

WALTER CAMP COACH OF THE YEAR — Ed Orgeron, LSU (2019); Nick Saban, Alabama (2008)

BRONKO NAGURSKI AWARD (Nation's top defensive player) — Glenn Dorsey, LSU (2007); Jonathan Allen, Alabama (2016); Josh Allen, Kentucky (2018); Will Anderson, Alabama (2021); Will Anderson, Alabama (2022), Kyle Kennard, South Carolina (2024).

LOTT TROPHY (Defensive IMPACT Player) — Derrick Brown, Auburn (2019); Josh Allen, Kentucky (2018); Glenn Dorsey, LSU (2007).

MANNING AWARD (Nation's top quarterback) — Jayden Daniels, LSU (2023); Stetson Bennett, Georgia (2022); Mac Jones, Alabama (2020); Joe Burrow, LSU (2019); Johnny Manziel, Texas A&M (2012); Tim Tebow, Florida (2008); JaMarcus Russell, LSU (2006).

BURLSWORTH TROPHY (Nation's best former walk-on) - Grant Morgan, Arkansas (2021); Stetson Bennett, Georgia (2022); Cody Schrader, Missouri (2023).

ASSOCIATED PRESS COLLEGE PLAYER OF THE YEAR — Bryce Young, Alabama (2021); DeVonta Smith, Alabama (2020); Joe Burrow, LSU (2019); Derrick Henry, Alabama (2015); Johnny Manziel, Texas A&M (2012); Tim Tebow, Florida (2007).

ARA SPORTSMANSHIP AWARD -- Barrett Jones, Alabama (2011).

TED HENDRICKS TROPHY (Nation's best defensive ends) -- Jadeveon Clowney, South Carolina (2012).

POP WARNER AWARD - CJ Conrad, Kentucky (2017); Max Garcia, Florida (2014).

NFF LEGACY AWARD - Mike McNeely, Florida (2014).

SEC FOOTBALL ACADEMIC & COMMUNITY SERVICE STANDOUTS

• 44 SEC football student-athletes have won 40 national academic and community service awards since 2006. The SEC has had 1/3 of the last 13 CSC Academic All-Americas of the Year in football, three recipients of the William V. Campbell Trophy (known as the “Academic Heisman”), 28 first-team CoSIDA/ESPN Academic All-America first team recipients, two recipients of the Wuerffel Trophy, eight National Football Foundation Scholar-Athletes and 35 representatives on the AFCA Good Works Team. The SEC also saw a football student-athlete win three of the final six Lowe’s Senior CLASS Awards.

2006

CoSIDA/ESPN The Magazine Academic All-America First Team – Hayden Lane, OL, Kentucky
National Football Foundation Scholar-Athlete – Chris Leak, QB, Florida
AFCA Good Works Team – William Brown, OL, South Carolina; Quentin Moses, DE, Georgia; Jacob Tamme, TE, Kentucky; James Wilhoit, PK, Tennessee

2007

National Football Foundation Scholar-Athlete – Jacob Tamme, TE, Kentucky
CoSIDA/ESPN The Magazine Academic All-America First Team – Tim Tebow, QB, Florida; Jacob Tamme, TE, Kentucky
AFCA Good Works Team – Jason Cook, FB, Ole Miss; Kelin Johnson, SS, Georgia;

2008

CoSIDA/ESPN The Magazine Academic All-America First Team – Tim Tebow, QB, Florida; Tim Masthay, P, Kentucky
CoSIDA/ESPN The Magazine Academic All-America of the Year – Tim Tebow, QB, Florida
AFCA Good Works Team – Tim Masthay, P, Kentucky
Wuerffel Trophy – Tim Tebow, QB, Florida

2009

National Football Foundation Scholar-Athlete – Tim Tebow, QB, Florida
NFF William V. Campbell Trophy – Tim Tebow, QB, Florida
CoSIDA/ESPN The Magazine Academic All-America First Team – Tim Tebow, QB, Florida; Colin Peek, TE, Alabama
CoSIDA/ESPN The Magazine Academic All-America of the Year – Tim Tebow, QB, Florida
AFCA Good Works Team – Tim Tebow, QB, Florida; Jeff Owens, DL, Georgia

2010

National Football Foundation Scholar-Athlete – Greg McElroy, QB, Alabama; Derek Sherrod, OT, Mississippi State
CoSIDA/ESPN Academic All-America First Team – Greg McElroy, QB, Alabama; Barrett Jones, OL, Alabama; Drew Butler, P, Georgia

2011

National Football Foundation Scholar-Athlete – Drew Butler, P, Georgia
Capital One/CoSIDA Academic All-America First-Team – Barrett Jones, OL, Alabama; Drew Butler, P, Georgia
AFCA Good Works Team – Aron White, TE, Georgia; Jacob Lewellen, DL, Kentucky
ARA Sportsmanship Award – Barrett Jones, OL, Alabama

2012

National Football Foundation Scholar-Athlete – Barrett Jones, C, Alabama
NFF William V. Campbell Trophy – Barrett Jones, C, Alabama
Capital One/CoSIDA Academic All-America First-Team – Barrett Jones, C, Alabama; Dylan Breeding, P, Arkansas
AFCA Good Works Team – Barrett Jones, C, Alabama; Philip Lutzenkirchen, TE, Auburn; Aaron Murray, QB, Georgia

2013

National Football Foundation Scholar-Athlete – Aaron Murray, QB, Georgia
Capital One/CoSIDA Academic All-America First-Team – Aaron Murray, QB, Georgia;
AFCA Good Works Team – Carey Spear, PK, Vanderbilt

2014

AFCA Good Works Team – Deterrian Shackelford, Ole Miss (Captain); Chris Conley, Georgia; Andrew East, Vanderbilt; Max Godby, Kentucky
Community Spirit Award – Dylan Thompson, South Carolina
Pop Warner Award – Max Garcia, Florida
NFF Legacy Award – Mike McNeely, Florida

2015

Lowe’s Senior CLASS Award – Dak Prescott, Mississippi State
AFCA Good Works Team – Jonathan Wallace, Auburn; Malcolm Mitchell, Georgia (Captain); Landon Foster, Kentucky
CoSIDA Academic All-America First-Team – Landon Foster, Kentucky
Community Spirit Award – Malcolm Mitchell, Georgia

2016

Lowe’s Senior CLASS Award – O.J. Howard, Alabama
AFCA Good Works Team – Jeb Blazeovich, Georgia; Oren Burks, Vanderbilt
CoSIDA Academic All-America First-Team – Brooks Ellis, LB, Arkansas
National Football Foundation Scholar-Athlete – Brooks Ellis, LB, Arkansas

2017

AFCA Good Works Team – Daniel Carlson, Auburn; Aaron Davis, Georgia; Courtney Love, Kentucky; Courtney Openshaw, Vanderbilt
CoSIDA Academic All-America First-Team – John David Moore, TE, LSU; Tyler Stovall, ST, Auburn
Wuerffel Trophy – Courtney Love, Kentucky

2018

AFCA Good Works Team – Rodrigo Blankenship, Georgia
CoSIDA Academic All-America First-Team – Miles Butler, Kentucky

2019

Lowe’s Senior CLASS Award – Derrick Brown, Auburn
AFCA Good Works Team – Jake Fromm, Georgia; Landon Young, Kentucky, Spencer Eason-Riddle, South Carolina.
CoSIDA Academic All-America First-Team – Rodrigo Blankenship, Georgia; Blake Best, Kentucky.

2020

AFCA Good Works Team – Luke Fortner, Kentucky
CoSIDA Academic All-America First-Team – Mac Jones, Alabama; Austin Williams, Mississippi State; Landon Dickerson, Alabama; Anders Carlson, Auburn.
Academic All-America® Team Member of the Year – Mac Jones, Alabama.

2021

AFCA Good Works Team – Nakobe Dean, Georgia (Captain); Mac Brown, Ole Miss; Kenneth Horsey, Kentucky; Elijah McAllister, Vanderbilt.
CoSIDA Academic All-America First-Team – Tyler Badie, Missouri; Austin Williams, Mississippi State; Nick Brahms, Auburn; Anders Carlson, Auburn; Paxton Brooks, Tennessee.

2022

AFCA Good Works Team – Anders Carlson, Auburn; Kearis Jackson, Georgia, Mark Stoops, Kentucky (Honorary Head Coach).
CoSIDA Academic All-America First-Team – Will Levis, Kentucky; Austin Williams, Mississippi State; Brock Bowers, Georgia; Anders Carlson, Auburn
Academic All-America® Team Member of the Year – Will Levis, Kentucky.
National Football Foundation Scholar-Athlete – Austin Williams, Mississippi State;
Anders Carlson, Auburn.

2023

AFCA Good Works Team – Mekhi Wingo, LSU; Ladd McConkey, Georgia.
CoSIDA Academic All-America First-Team – Seth McLaughlin, Alabama; Hudson Clark, Arkansas; Darius Robinson, Missouri; Matthew Hayball, Vanderbilt.
National Football Foundation Scholar-Athlete – Ladd McConkey, Georgia.

2024

AFCA Good Works Team – Hayden Conner, Texas; JJ Pegues, Ole Miss; Gavin Sawchuk, Oklahoma; Malaki Starks, Georgia; J.J. Weaver, Kentucky.
CoSIDA Academic All-America First-Team – Raheim Sanders, South Carolina, Jake Majors, Texas; Kyle Kennard, South Carolina; Bert Auburn, Texas; Julian Ashby, Vanderbilt.
National Football Foundation Scholar-Athlete – Jaxson Dart, Ole Miss, Jake Majors, Texas; Jalen Milroe, Alabama.
NFF William V. Campbell Trophy – Jalen Milroe, QB, Alabama.

The SEC leads all conferences with 89 selections to the Allstate AFCA Good Works Team since it began in 1992.

SEC IN THE NFL

- The Southeastern Conference led the nation yet again in 2025 with 451 former players on opening weekend 53-man active rosters, including injured reserve.
- The SEC has had more of its former players on NFL rosters in the last 10 seasons than any other conference. Since 2012, the SEC has averaged 368 players per year on NFL opening weekend rosters.
- During the last 20 completed NFL seasons (2005-24), the SEC had had five of its former players named NFL MVP (2005, Shaun Alexander, RB, Alabama with Seattle; 2008-09-13, Peyton Manning, QB, Tennessee with Indianapolis and Denver; 2015, Cam Newton, QB, Auburn with Carolina).
- During the last 18 Super Bowls (2006-24), three former SEC players have been named game MVP five times (2006 – Hines Ward, WR, Georgia with Pittsburgh; 2007 – Peyton Manning, QB, Tennessee with Indianapolis; 2008 and 2012– Eli Manning, QB, Ole Miss with New York Giants. Von Miller of Texas A&M was named MVP of Super Bowl 50, although his final year was the Aggies final season prior to joining the SEC.

SEC ON NFL ROSTERS

2014	2015	2016	2017	2018	2019	2020	2021	2022	2023	2024
345	355	362	368	379	432	356	363	369	372	437

- The SEC led the nation's conferences in NFL Draft picks for the 19th consecutive year in 2025 with 79 selections.
- The 79 selections set a record for a conference in a single NFL Draft, shattering the previous mark of 65 (which was also held by the SEC).
- This marks the 11th straight year for the SEC to see 50 or more players taken in the NFL Draft. Only four times in the last 30 years has another conference other than the SEC seen 50 or more players drafted.
- A total of 15 SEC teams had selections in the 2025 NFL Draft.
- This is the ninth consecutive year the SEC has seen 25 or more players selected through the first three rounds of the NFL Draft.
- The SEC has averaged over 50 selections per draft since 2006.
- Georgia led the SEC with 13 players drafted. Texas was second with 12, while Ole Miss had eight selections. Alabama, LSU and Florida all saw seven former players selected.
- For the 14th time in the last 15 years, the SEC once again tied or led the nation in First Round NFL Draft selections, as the league produced 15 opening-round draft picks.
- The 15 selections in the opening round tied for the most in the history of the NFL Draft (set by the SEC in 2020).
- This is the fifth time in the last six years, and seventh in the last nine, the SEC has produced 10 or more First Round selections.
- During the last 21 NFL Drafts, the SEC has a nation-leading 194 players taken in the opening round, an average of over nine per season.
- The SEC had six of the first 15 selections and nine of the first 20 of the 2025 NFL Draft.
- The SEC now has 170 First Round NFL Draft selections since 2010.
- Since 2010, the SEC has nearly double (170) the total amount of First Round selections than the next closest conference (Big Ten – 88).
- Nine different SEC teams had a player taken in the First Round of the 2025 NFL Draft.
- The SEC now has 61 Top 10 picks since 2009 and 67 since 2007.
- Since 2009, Top 10 NFL picks by league: SEC (61); Big 12 (28); B1G (28), ACC (27); Notre Dame (5); AAC (3); MAC (3); BYU (2); Mountain West (1).
- Georgia and Texas led the SEC with three First Round selections in the 2025 NFL Draft.
- Alabama has a First-Round selection in each of the past 17 NFL Drafts, the longest streak in SEC and college football history, as well as the most First Round picks nationally since 2007 with 49.

2025 FIRST-ROUND SELECTIONS BY CONFERENCE

SEC: 15

Big Ten: 11
ACC: 2
B12: 2
MWC: 1
FCS: 1

FIRST-ROUND SELECTIONS SINCE 2010

SEC: 170

Big Ten: 88
ACC: 74
Big 12: 53

SEC FIRST ROUND SELECTIONS SINCE 2010

2025: 15
2024: 11
2023: 9
2022: 12
2021: 12
2020: 15
2019: 9
2018: 10
2017: 12
2016: 8
2015: 7
2014: 11
2013: 12
2012: 9
2011: 11
2010: 7

SEC IN THE NFL SUCCESS

- Former Southeastern Conference football players have had success in the National Football League. Here is a snapshot of that success since 2000.

2000s All-Decade Team

OG – Alan Faneca, LSU (Pittsburgh, N.Y. Jets, Arizona)
C – Kevin Mawae, LSU (Seattle, N.Y. Jets, Tennessee)
QB – Peyton Manning, Tennessee (Indianapolis)
RB – Jamal Lewis, Tennessee (Baltimore, Cleveland)
RB – Shaun Alexander, Alabama (Seattle, Washington)
DT – Richard Seymour, Georgia (New England, Oakland)
CB – Champ Bailey, Georgia (Washington, Denver)

NFL MVPs

2003 – Peyton Manning, Indianapolis (Tennessee)
Jamal Lewis, Baltimore (Tennessee)
2004 – Peyton Manning, Indianapolis (Tennessee)
2005 – Shaun Alexander, Seattle (Alabama)
2008 – Peyton Manning, Indianapolis (Tennessee)
2009 – Peyton Manning, Indianapolis (Tennessee)
2013 – Peyton Manning, Denver (Tennessee)
2015 – Cam Newton, Carolina (Auburn)

Super Bowl MVPs

XL – Hines Ward, Pittsburgh (Georgia)
XLI – Peyton Manning, Indianapolis (Tennessee)
XLII – Eli Manning, New York Giants (Ole Miss)
XLVI – Eli Manning, New York Giants (Ole Miss)
50 – *Von Miller, Denver Broncos (Texas A&M)

*-Final season at Texas A&M was season prior to school joining the SEC.

A total of 35 former players from current Southeastern Conference institutions were on the active rosters of the Kansas City Chiefs and the Philadelphia Eagles, the two National Football League teams in Super Bowl LIX on February 11. That number reflects players on active rosters only and does not include any injured reserve or practice squad players.

An additional 11 former players are on practice squads/injured reserve for the two remaining teams, bringing the total number of former SEC players represented to an astounding 46.

This year's Super Bowl was played at Caesar's Superdome in New Orleans, La.

Georgia and Oklahoma lead the SEC with eight former players represented in the Super Bowl. Seven former Sooners appear on the active roster for the game, while six for Georgia are listed on the active roster.


Fifteen SEC schools will have at least one former player represented in the Super Bowl.

A representative from a SEC institution has been named MVP of the Super Bowl on five occasions since 2006.

Total 2025 NFL Draft Picks:

SEC: 79

Big Ten: 71
ACC: 42
Big 12: 31
FCS: 8
Independent: 7
AAC: 6
Mountain West: 6
MAC: 4
Sun Belt: 1
CUSA: 1
Pac 12: 1



SEC CHAMPIONSHIP GAME

2025 SEC CHAMPIONSHIP GAME

The Southeastern Conference's top two teams in the regular season standings will meet in Atlanta's Mercedes-Benz Stadium to battle for the league championship and the right to represent the conference in the College Football Playoff. The 34th-annual title game is set for December 6 and will be televised nationally by ABC.

The game was born as a result of 1992 conference expansion, which saw Arkansas and South Carolina become the first members added in SEC history. Under NCAA regulations, a conference with 12 members may play an additional football game to determine its champion, provided the regular season is played in divisions.

The participants of the game will be determined during the eight-game regular-season conference schedule as the teams with the two best overall SEC winning percentages.

The SEC Championship has been the most watched conference championship nationally for 16 of the past 17 seasons, including 12 in a row from 2008- 2019. The only year it was not No. 1 was 2020 when the SEC did not have a traditional schedule due to the pandemic.

The 2024 SEC Championship Game averaged 16.6 million viewers across ABC and ESPN, the fourth-largest audience on record for the game. The overtime win for Georgia, which peaked with 19.7 million viewers, delivered the largest audience of the college football season — surpassing the previous high set by the regular season matchup between the same two teams. Overall, the SEC title game last season delivered the third-largest regular season college football audience ever on the ESPN family of networks.

The 2009 SEC Championship Game earned an 11.8 rating and a 24 share, marking the highest-rated SEC Championship Game in history. The game matched the No. 1 Florida Gators (12-0) vs. the No. 2 Alabama Crimson Tide (12-0).

The SEC Championship Game has drawn 31 capacity crowds in its 33-year history. Only 1993 (Birmingham) and 1995 (Atlanta) were not sellouts.

The SEC, along with AMB Sports & Entertainment (AMBSE) and the Georgia World Congress Center Authority (GWCCA), have an agreement to host the SEC Championship Game at Mercedes-Benz Stadium in Atlanta through 2031. The new agreement allows the SEC the option of adding a five-year extensions through 2036. The Georgia Dome hosted the SEC Championship Game for 23 years beginning in 1994, with capacity crowds in the last 22 consecutive years. By the end of the new agreement, including options, the Championship will have been played in Atlanta a total of 43 years.

Year	Score	Attendance
1992	Alabama 28, Florida 21	83,091
1993	Florida 28, Alabama 13	76,345
1994	Florida 24, Alabama 23	74,751
1995	Florida 34, Arkansas 3	71,325
1996	Florida 45, Alabama 30	74,132
1997	Tennessee 30, Auburn 29	74,896
1998	Tennessee 24, Miss. State 14	74,795
1999	Alabama 34, Florida 7	71,500
2000	Florida 28, Auburn 6	73,427
2001	LSU 31, Tennessee 20	74,843
2002	Georgia 30, Arkansas 3	74,835
2003	LSU 34, Georgia 13	74,913
2004	Auburn 38, Tennessee 28	74,892
2005	Georgia 34, LSU 14	73,717
2006	Florida 38, Arkansas 28	73,374
2007	LSU 21, Tennessee 14	73,832
2008	Florida 31, Alabama 20	75,892
2009	Alabama 32, Florida 13	75,514
2010	Auburn 56, South Carolina 17	75,802
2011	LSU 42, Georgia 10	74,515
2012	Alabama 32, Georgia 28	75,624
2013	Auburn 59, Missouri 42	75,632
2014	Alabama 42, Missouri 13	73,526
2015	Alabama 29, Florida 15	75,320
2016	Alabama 54, Florida 16	74,632
2017	Georgia 28, Auburn 7	76,534
2018	Alabama 35, Georgia 28	77,141
2019	LSU 37, Georgia 10	74,150
2020	Alabama 52, Florida 46	16,500
2021	Alabama 41, Georgia 24	78,030
2022	Georgia 50, LSU 30	74,810
2023	Alabama 27, Georgia 24	78,320
2024	Georgia 22, Texas 19 (OT)	74,916

Here's a chart of team history in the SEC Championship Game:

Team	Appearances	W-L	Pct.
Alabama	15	11-4	.733
Florida	13	7-6	.538
Georgia	12	5-7	.417
LSU	7	5-2	.714
Auburn	6	3-3	.500
Tennessee	5	2-3	.400
Arkansas	3	0-3	.000
Missouri	2	0-2	.000
Mississippi State	1	0-1	.000
South Carolina	1	0-1	.000
Texas	1	0-1	.000

SEC FOOTBALL TIE-BREAKING PROCESS

In the event of a tie between teams competing for a place in the Conference championship game, the following procedures will be used in descending order until the tie is broken:

- * Head-to-head competition among the tied teams
- * Record versus all common Conference opponents among the tied teams
- * Record against highest (best) placed common Conference opponent in the Conference standings, and proceeding through the Conference standings among the tied teams
- * Cumulative Conference winning percentage of all Conference opponents among the tied teams
- * Capped relative total scoring margin versus all Conference opponents among the tied teams
- * Random draw of the tied teams

If the regular season standings determine a clear Conference champion and two or more teams are tied for second place, the Conference champion will be the home team in the Championship Game and the tiebreaking procedures will be used to determine its opponent.

If a tiebreaker step produces standings with two teams tied for first place in the Conference, both will qualify for the championship game. To decide the seeding of the two teams, both will progress through the two-team tiebreaker procedures until the tie is broken, which will determine home/away designation for the SEC Championship Game.

The 2025 SEC Championship Game will be held on Saturday, Dec. 6, at Mercedes-Benz Stadium in Atlanta, Ga.

Complete tiebreaker procedures and examples can be found at www.SECsports.com/ftiebreaker.



SEC CHAMPIONSHIP GAME

SEC CHAMPIONSHIP GAME RACE RECAPS

1992 - Both races decided before final weekend. Florida and Georgia (6-2 in the SEC) were co-champions in the Eastern Division. The Gators won the tie-breaker by virtue of a 26-24 win over the Bulldogs earlier in the season. Alabama (8-0) was the outright Western Division champion, even with a game against Auburn in the final weekend, which the Tide won, 17-0.

1993 - Both races decided before final weekend. Florida won the Eastern Division and Alabama won the Western Division. The Gators finished 1/2 game ahead of Tennessee (UT tied Alabama, 17-17). Alabama, at 5-2-1, finished two games ahead second-place Arkansas. Auburn was 8-0 in the SEC, but was ineligible for the conference title.

1994 - Both races decided before final weekend. Florida won the Eastern Division, finishing SEC play at 7-1, two games ahead of Tennessee. Alabama won the Western Division with an 8-0 SEC mark, three games ahead of Miss. State.

1995 - Both races decided before final weekend. Florida won the Eastern Division, finishing SEC play at 8-0, one game ahead of Tennessee. Arkansas won the Western Division with a 6-2 SEC mark, one game ahead of Auburn and Alabama.

1996 - Both races decided before final weekend. Florida won the Eastern Division, finishing SEC play at 8-0, one game ahead of Tennessee. Alabama won the Western Division with a 6-2 SEC mark, tying LSU. However, the Tide defeated the Tigers, 26-0, earlier in the year to win the tie-breaker.

1997 - Eastern Division race not finalized until after the final weekend. Tennessee defeated Vanderbilt, 17-10, to win the division on the final weekend. Tennessee, at 7-1 in the SEC, finished one game ahead of Georgia and Florida. Auburn had won the Western Division with a 6-2 SEC mark, tying LSU. However, Auburn defeated LSU, 31-28, earlier in the year to win the tie-breaker.

1998 - Western Division race not finalized until after the final weekend. Miss. State defeated Ole Miss, 28-6, on Thanksgiving night, to win division on final weekend. Arkansas and Miss. State finished in tie for the division title. However, Miss. State defeated Arkansas, 22-21, earlier that season to win the tie-breaker. Arkansas defeated LSU 41-14 on the final weekend, but when State defeated Ole Miss, the chase for the Championship Game had been won. Tennessee had clinched the Eastern Division before the final weekend and defeated Vanderbilt, 41-0, to finished the SEC at 8-0.

1999 - Both races decided before final weekend. Florida won the Eastern Division, finishing SEC play at 7-1, one game ahead of Tennessee. Alabama won the Western Division with a 7-1 SEC mark, one game ahead of Miss. State.

2000 - Both races decided before final weekend. Florida won the Eastern Division, finishing SEC play at 7-1, two games ahead of South Carolina, Georgia and Tennessee. Auburn won the Western Division with a 6-2 SEC mark, one game ahead of LSU. LSU lost to Arkansas in the final weekend, 14-3. Even if the Tigers would have beaten the Razorbacks, Auburn would have won the tie-breaker over LSU due to a 34-17 win earlier in the season.

2001 - Both races go down to the final weekend. Due to game postponements on Sept. 15, games were reschedule for Dec. 1. On that weekend, Tennessee defeated Florida, 34-32, in Gainesville, and LSU defeated Auburn, 27-14, in Baton Rouge, to clinch berths in the SEC Championship Game. The Vols won the East with a 7-1 mark while LSU had a 5-3 mark and tied with Auburn for the West, but won the head-to-head tiebreaker.

2002 - Western division race not finalized until after the final weekend. Georgia clinched the Eastern Division championship on Nov. 16 after defeating Auburn, 24-21, in Auburn. The 7-1 Bulldogs finish one game ahead of Florida, which was 6-2. Arkansas wins the Western Division on the season's final weekend, defeating LSU, 21-20, in Little Rock on Nov. 29. The Razorbacks, LSU Tigers and Auburn Tigers are tied at 5-3 but Arkansas wins the head-to-head tiebreakers.

2003 - Both races decided on final weekend. Tennessee defeats Kentucky, 20-7, to force a three-way tie for Eastern Division championship between Vols, Georgia and Florida. Using tie-breaker involving the BCS standings, Georgia has the highest BCS ranking and has defeated Tennessee (next highest ranking) during regular season to secure SEC Championship Game berth. LSU defeats Arkansas, 55-24, and Ole Miss beats Mississippi State, 31-0, to force a tie for the Western Division championship. LSU's 17-14 win over Ole Miss the week before earns the Tigers the Western Division berth.

2004 - Auburn clinches berth in the SEC Championship Game on Oct. 30, tying the earliest since the game began in 1992 (Alabama, 1993). The Tigers (8-0) finish two games ahead in the standings of second-place LSU (6-2). Tennessee clinches berth as Eastern Division representative with 38-33 win against Vanderbilt on Nov. 20. The Vols (7-1) would win their next game on the following weekend against Kentucky to claim the division title outright. Georgia was second in the Western Division with a 6-2 mark.

2005 - Georgia (6-2) clinched Eastern Division Championship with a 45-13 win over Kentucky on Nov. 19. The Bulldogs finish one full game ahead of South Carolina and Florida in the standings. LSU clinched Western Division title with a 19-17 win over Arkansas on Nov. 25. The Tigers finished tied for the Western Division title (7-1), but defeated Auburn, 20-17, on Oct. 22, to win the tie-breaker.

2006 - Florida (7-1) clinched Eastern Division Championship and berth in the SEC Championship Game on Nov. 4, by defeating Vanderbilt, 25-19. Arkansas clinched the Western Division title and SEC Championship Game berth with a 28-14 win over Mississippi State on Nov. 18.

2007 - LSU (6-2) clinched Western Division berth in the SEC Championship Game on Week 11 after Alabama and Auburn both lose. Tennessee (6-2) gets Eastern Division berth with 52-50 four-over-time victory over Kentucky in Week 13. The Vols win the tie-breaker with Georgia (6-2), defeating the Bulldogs 35-14 in Week 6.

2008 - Alabama (8-0) clinched Western Division berth in SEC Championship Game on Week 11 (Nov. 1) after defeating LSU, 27-21. Florida (7-1) clinched Eastern Division berth in SEC Championship Game on Week 12 (Nov. 8) after defeating Vanderbilt, 42-14.

2009 - Florida (8-0) clinched Eastern Division berth in SEC Championship Game on Week 9 (Oct. 31) after defeating Georgia, 41-17. Alabama (8-0) clinched Western Division berth in SEC Championship Game on Week 11 (Nov. 14) after defeating Mississippi State, 31-3.

2010 - Both spots in the SEC Championship Game were clinched on Week 11 (Nov. 13). Auburn (8-0) clinched Western Division berth with a 49-31 win against Georgia. South Carolina (5-3) clinched Eastern Division berth with a 36-14 win against Florida.

2011 - Georgia (7-1) clinched a berth in the SEC Championship Game in Week 12 (Nov. 19) with a 19-10 win over Kentucky while LSU (8-0) clinched its berth in Week 13 (last weekend of the regular season) with a 41-17 win over Arkansas

2012 - Georgia (7-1) clinched a berth in the SEC Championship Game in Week 11 (Nov. 10) with a 38-0 win over Auburn. Alabama clinched a berth in the SEC Championship Game in Week 13 (Nov. 24) with a 49-0 win over Auburn.

2013 - For the first time since 2003, both races were determined on the final weekend. Auburn (7-1) clinched a berth in the SEC Championship Game with a dramatic 34-28 win off a 109-yard missed field goal return for a touchdown on the game's final play at Auburn. SEC newcomer Missouri (7-1) clinched a berth in the SEC Championship Game with a 28-21 home win over Texas A&M.

2014 - For the second straight season, both divisional races were determined on the final weekend. Missouri won the SEC East outright by closing the season with three straight SEC wins, including two on the road for their second straight trip to Atlanta. Alabama won the Western Division outright as well, with Ole Miss defeating Mississippi State in the Egg Bowl, while Alabama topped Auburn in the Iron Bowl.

2015 - Florida (7-1) won the Eastern Division, clinching a spot after defeating Vanderbilt on Nov. 7. Alabama (7-1) claimed the Western Division with a victory over Auburn in the Iron Bowl on the final day of the regular season. It was the fourth straight season where the Western Champion was the Iron Bowl winner.

2016 - Florida (6-2) won the Eastern Division, clinching a spot after defeating LSU in Baton Rouge on Nov. 19. Alabama claimed the Western Division with a victory over Mississippi State on Nov. 12. This marked the first time since 2010 that saw the SEC Championship Game set prior to the final weekend of the regular season.

2017 - Georgia (7-1) won the Eastern Division, clinching a spot on Nov. 4 after defeating South Carolina 24-10 in Athens. Georgia's clinching of a spot in the SEC Championship Game on Nov. 4 is the earliest a team has done so since Florida (Oct. 31) in 2009. Auburn (7-1) claimed the Western Division with a victory over Alabama the final day of the regular season. Alabama and Auburn were co-champions of the division, with Auburn representing the SEC Western Division in Atlanta due to head-to-head tiebreaker.

2018 - Georgia won the Eastern Division, clinching a spot on Nov. 3 after defeating Kentucky 34-17 in Lexington. Alabama claimed the Western Division with a 29-0 victory over LSU in Baton Rouge later that same day. It is the earliest that both participants in the SEC Championship Game have ever been determined.

2019 - Georgia won the Eastern Division for the third consecutive year, clinching a spot on Nov. 16 after defeating Auburn 21-14 in Auburn. LSU claimed the Western Division for the first time since 2011 with a 56-20 victory over Arkansas in Baton Rouge on Nov. 23.

2020 - Florida clinched the Eastern Division while Alabama claimed the Western Division on Dec. 5, two weeks prior to the SEC Championship Game. Due to COVID-19, the regular season was derived of 10 conference games only.

2021 - Georgia clinched the Eastern Division on Oct. 30, tying the earliest any division had ever been clinched. Alabama claimed the Western Division on Nov. 20, two weeks prior to the SEC Championship Game.

2022 - Both spots in the SEC Championship Game were claimed on Nov. 12, as Georgia defeated Mississippi State to claim the Eastern Division title, while LSU's victory over Arkansas, combined with Alabama's win over Ole Miss, clinched a spot in the game for LSU. It marked the fifth time in the last six seasons Georgia has advanced to the SEC Championship Game.

2023 - Both spots in the SEC Championship Game were claimed on Nov. 11, as Alabama defeated Kentucky to claim the Western Division title, while Missouri's victory over Tennessee clinched a spot in the game for Georgia. It marked the sixth time in the last seven seasons Georgia has advanced to the SEC Championship Game.

2024 - Georgia clinched a spot in the SEC Championship Game on Nov. 24 following losses by Alabama and Texas A&M. Texas secured their slot and the No. 1 seed after defeating Texas A&M on Nov. 30. Georgia would be the No. 2 seed.

SEC CHAMPIONSHIP GAME RACE RECAP

The earliest a berth has been clinched in the SEC Championship Game is Oct. 30 (Georgia, 2021; Auburn, 2004; Alabama, 1993).

In 17 of 62 divisional races (including 2023), a championship game berth has not been decided until the weekend prior to the SEC Championship Game. That occurred in 1997 (Tennessee), 1998 (Mississippi State), 2001 (Tennessee and LSU), 2002 (Arkansas), 2003 (Georgia and LSU), 2005 (LSU), 2007 (Tennessee), 2011 (LSU), 2012 (Alabama), 2013 (Auburn and Missouri), 2014 (Alabama and Missouri), 2015 (Alabama) and 2017 (Auburn).

2024 SEC FOOTBALL CHAMPIONSHIP GAME

2024 SEC CHAMPIONSHIP GAME

The 32nd annual SEC Football Championship Game was played on Dec. 7 at Mercedes-Benz Stadium in Atlanta, with No. 5 Georgia defeating No. 2 Texas 22-19 in overtime. This was the first overtime in the history of the SEC Championship Game. The SEC Champion has now advanced to the Playoff each year since its inception.

Gunner Stockton, a little-known backup who had barely played for Georgia, came off the bench after an injury to Carson Beck and led the Bulldogs to an improbable win in the SEC Championship.

The Bulldogs (11-2) won their third SEC title under coach Kirby Smart, but the trophy comes with an even bigger prize - a first-round bye in the new 12-team College Football Playoff.

Georgia came into the game ranked fifth by the CFP, but now it is assured of playing in the Sugar Bowl quarterfinal game on New Year's Day in pursuit of its third national title in four seasons.

Texas (11-2, No. 2 CFP) was denied an SEC title capper on its first season in the league and will host a first-round game on either Dec. 20 or 21. Both of its losses have been to the Bulldogs, who prevailed 30-15 when the powerhouse programs met in Austin during the regular season.

Stockton, a third-year sophomore, had played only six games in his college career - all of them mere mop-ups of blowout wins. He guided the Bulldogs to a touchdown and two field goals before taking a hard hit on a run in overtime that sent his helmet flying.

Beck, who could barely lift his arm, came back in the game for first-and-goal at the 4. All he had to do - and could do, it appeared - was hand off to Trevor Etienne, who powered into the end zone to end the first overtime game in the SEC championship's 33-year history.

2024 SEC FOOTBALL CHAMPIONSHIP GAME

Georgia 22, Texas 19 (OT)

Dec. 7, 2024 • Mercedes-Benz Stadium (74,916) • Atlanta, Ga.

Georgia	0	3	10	3	6	22
Texas	3	3	0	10	3	19

Scoring Summary:

1st 05:17 Texas - #45 B.Auburn 41 yd FG, 9-64, 04:10 0-3
2nd 10:22 Texas - #45 B.Auburn 42 yd FG, 14-56, 07:14 0-6
2nd 06:41 UGA - #91 P.Woodring 44 yd FG, 8-49, 03:41 3-6
3rd 10:27 UGA - #1 T.Etienne 10 yd rush (#91 P.Woodring kick), 10-75, 04:33 10-6
3rd 00:16 UGA - #91 P.Woodring 24 yd FG, 9-61, 04:40 13-6
4th 13:54 Texas - #0 D.Moore Jr. 41 yd pass from #3 Q.Ewers (5-75, 01:22 13-13
4th 04:32 UGA - #91 P.Woodring 21 yd FG, 16-72, 09:22 16-13
4th 00:18 Texas - #45 B.Auburn 37 yd FG, 11-47, 02:12 16-16
011 00:00 Texas - #45 B.Auburn 32 yd FG, 7-10 16-19
OT1 00:00 UGA - #1 T.Etienne 4 yd rush, 6-25 22-19

	Georgia	Texas
NET TOTAL YARDS	277	389
NET RUSHING YARDS	141	31
Rushing Attempts	37	28
Average Per Rush	3.8	1.1
Rushing TDs	2	0
Yards Gained	190	73
Yards Lost	49	42
NET PASSING YARDS	136	358
Completion-Attempts	20-30	27-46
Completion Percentage	67%	59%
Avg Per Completion	6.8	13.3
YAC	122	183
Passing TDs	0	1
Drops (%)	1 (03%)	4 (09%)
TOTAL 1ST DOWNS	19	22
Rushing 1st Downs	8	4
Passing 1st Downs	8	16
Penalty 1st Downs	3	2
TOTAL PLAYS	67	74
Avg Yds/Play	4.1	5.3
Rushing-Passing	37-30	28-46

MVP: Georgia's Daylen Everett was named the MVP after recording two interceptions to tie the championship game record. His is the third defensive back to win the honor joining LSU's Tyrann Mathieu (2011) and Alabama's Antonio Langham (1992). He is the sixth defensive player to earn the award.

NOTES

- Georgia won its 15th SEC title (second in conference history) and fifth SEC Championship Game, tying LSU for the third most in history. The Bulldogs are the first two-loss SEC champion since 2007 when eventual national champion LSU beat Tennessee.
- Georgia became the sixth team to trail at half and win (trailed 6-3). It is the first time since 2018 when Alabama trailed Georgia 21-14 at halftime and won 35-28.
- This is the first overtime game in championship game history.
- Georgia's Gunner Stockton is first quarterback to lead his team to victory in a relief role since Alabama's Jalen Hurts came on for Tua Tagovailoa in 2018 against Georgia.
- Tonight's attendance of 74,916 is the fifth largest at Mercedes-Benz Stadium for the championship game.
- Georgia out-rushed Texas 141-31, marking the 20th consecutive year that the winner out-rushed its opponent.
- This was the eighth rematch of a regular season meeting and the first since 2017. Georgia defeated Texas 30-15 on October 19 in Austin. The team that won the regular season game is 6-2 in the rematch.
- Texas' Bert Auburn set a championship game record with four field goals and six attempts. The previous mark was three done five times, most recently by LSU's Cade York in 2019, and five attempts by Alabama's Ryan Pflugner in 1999.
- Auburn tied the record for most points by a kicker with 13 (4 FG, 1 PAT). LSU's Cade York had 13 in 2019 with 3 FG, 4 PAT.
- For the fifth time in championship game history a team recorded two 100-yard receivers as Texas' Matthew Golden (162) and DeAndre Moore Jr (114) each topped the century mark. It was the first time since 2022 it happened with LSU's Malik Nabers (128) and Kayshon Bouttle (107). Golden's 162 receiving yards ranks as the sixth highest in championship game history.
- The 19 combined points after three quarters are the lowest since 17 in 1998 when Tennessee led Mississippi State 10-7.
- Texas' Quinn Ewers finished with 358 passing yards which ranks as the seventh highest in championship game history.
- Georgia's 9:22 scoring drive in the fourth quarter is the longest drive in championship game history (scoring or non-scoring). The previous mark was 8:47 by Alabama in 2009.
- The seven combined field goals (3 by Georgia, 4 by Texas) is a championship game record. LSU (3) and Tennessee (2) combined for five in 2001.
- Georgia tied the championship game record with six sacks set by LSU versus Georgia in 2003. Mykel Williams tied the individual sack mark with two done 12 times.
- The 32 combined points was the lowest scoring championship game after four quarters. The previous low was 33 in 2002 when Georgia beat Arkansas, 30-3.

SEC CHAMPIONSHIP GAME HISTORY

Team	App.	Record	Titles
Alabama	15	11-4 (.733)	11 (1992, 1999, '09, '12, '14, '15, '16, '18, '20, '21, '23)
Florida	13	7-6 (.538)	7 (1993, 1994, 1995, 1996, 2000, 2006, 2008)
Georgia	12	5-7 (.417)	5 (2002, 2005, 2017, 2022, 2024)
LSU	7	5-2 (.714)	5 (2001, 2003, 2007, 2011, 2019)
Auburn	6	3-3 (.500)	3 (2004, 2010, 2013)
Tennessee	5	2-3 (.400)	2 (1997, 1998)
Arkansas	3	0-3 (.000)	
Missouri	2	0-2 (.000)	
Mississippi State	1	0-1 (.000)	
South Carolina	1	0-1 (.000)	
Texas	1	0-1 (.000)	

2025 PRIMARY SEC FOOTBALL CONTACTS

	ALABAMA Alex Thompson / Assistant AD / Football Communications E-Mail: athompson@ia.ua.edu	(205) 348-6084 323 Paul W. Bryant Drive Tuscaloosa, AL 35487-0391 Internet: http://www.RollTide.com
	ARKANSAS Kyle Parkinson, Associate AD/ Communications E-Mail: kparkin@uark.edu	(479) 575-2752 350 N Razorback Road Fayetteville, AR 72701 Internet: http://www.ArkansasRazorbacks.com
	AUBURN Taylor Bryan, Associate AD/Strategic Communications E-Mail: tb@auburn.edu	(334) 844-9800 392 S. Donahue Drive Auburn, AL 36849 Internet: http://www.AuburnTigers.com
	FLORIDA Scott Burns, Director of Football Communications E-Mail: scottburns12@gmail.com	(352) 375-4683, Ext. 6100 P.O. Box 14485 Gainesville, FL 32604-2485 Internet: http://www.FloridaGators.com
	GEORGIA Leland Barrow, Assistant AD/Director of Football Communications E-Mail: leland@sports.uga.edu	(678) 378-3085 P.O. Box 1472 Athens, GA 30603-1472 Internet: http://www.GeorgiaDogs.com
	KENTUCKY Susan Lax, Director/Communications & PR (Slax0@uky.edu) Tony Neely, Assistant AD/Communications & PR (tneely@uky.edu)	(859) 257-3838 Joe Craft Center, 338 Lexington Avenue Lexington, KY 40506 Internet: http://www.UKAthletics.com
	LSU Michael Bonnette, Associate AD/Sports Information E-Mail: mbonnet@lsu.edu	(225) 578-8226 LSU Athletic Administration Building Baton Rouge, LA 70803 Internet: http://www.LSUSports.net
	OLE MISS Kyle Campbell, Associate AD/Brand Strategy E-Mail: kyle@olemiss.edu	(662) 915-7522 908 All-American Drive University, MS 38677 Internet: http://www.OleMissSports.com
	MISSISSIPPI STATE Brandon Langlois, Senior Associate AD/Communications & Creative E-Mail: BLanglois@athletics.msstate.edu	(662) 325-0093 P.O. Box 5308 Mississippi State, MS 39762 Internet: http://www.HailState.com
	MISSOURI Jash Maxson, Director of Football Communications E-Mail: Josh.maxson@missouri.edu	(205) 242-5917 1 Champions Drive, Suite 200 Columbia, MO 65211 Internet: http://www.mutigers.com
	OKLAHOMA Mike Houck, Associate AD/Strategic Communications E-Mail: mhouck@ou.edu	(405) 325-8227 180 West Brooks Street; Suite 2525 Norman, OK 73019 Internet: http://www.SoonerSports.com
	SOUTH CAROLINA Steve Fink, Senior Associate AD/Communications E-Mail: finksc@mailbox.sc.edu	(803) 777-7987 Rice Athletics Center, 1304 Heyward Street Columbia, SC 29208 Internet: http://www.GamecocksOnline.com
	TENNESSEE Bill Martin, Associate AD/Strategic Communications E-Mail: billmartin@tennessee.edu	(865) 974-4167 Anderson Training Center, 1551 Lake Loudoun Blvd. Knoxville, TN 37966 Internet: http://www.UTSports.com
	TEXAS John Bianco, Senior Associate AD for Communications E-Mail: john.bianco@athletics.utexas.edu	(512) 471-1346 403 DeLoss Dodds Way Austin, TX 78712 Internet: http://www.TexasSports.com
	TEXAS A&M Kat Castner, Director of Football Communications E-Mail: kcastner@athletics.tamu.edu	(484) 695-0670 Texas A&M Athletics Department, 1228 TAMU College Station, TX 77843-1228 Internet: http://www.12thMan.com
	VANDERBILT Laura Topp, Director of Football Communications E-Mail: laura.topp@vanderbilt.edu	(414) 708-0062 2601 Jess Neely Drive Nashville, TN 37212 Internet: http://www.VUCommodores.com
	SEC OFFICE Chuck Dunlap, Director of Communications (cdunlap@sec.org) Ben Beaty, Associate Director (bbeaty@sec.org)	(205) 458-3000 2201 Arrington Blvd. North Internet: http://www.SECSports.com

A pioneer in the integration of higher education and athletic competition, the Southeastern Conference is a leader on the national landscape for intercollegiate athletics in the 21st century. Since its formation in 1933, the SEC has achieved stature and stability by designating governing/voting power to the presidents of the member institutions. These university leaders determine the policies of the conference and through the years this involvement has been the principal source of strength in the evolution of the SEC. Throughout its 82-year history, the SEC has provided leadership on the vital issues facing intercollegiate competition. Alabama, Auburn, Florida, Georgia, Kentucky, LSU, Mississippi, Mississippi State, Tennessee and Vanderbilt have been in the SEC since its formation in 1933. The league has expanded three times, adding Arkansas and South Carolina in 1991, then Missouri and Texas A&M in 2012, then Oklahoma and Texas in 2024.

NATIONAL CHAMPIONS

SEC teams won nine national championships in 2024-25.

- Men's Basketball – Florida
- Men's Swimming and Diving – Texas
- Gymnastics – Oklahoma
- Equestrian – Georgia
- Women's Tennis – Georgia
- Softball – Texas
- Men's Outdoor Track & Field – Texas A&M
- Women's Outdoor Track & Field – Georgia
- Baseball – LSU

SEC HIGHLIGHTS IN 2024-25

- The SEC placed three teams in the inaugural 12-team College Football Playoff
- The SEC finished the 2024 season as the most-watched conference in college football for a third-straight year. The SEC was also No. 1 in average audience for the 14th consecutive year.
- The SEC also led the nation's conferences in NFL Draft picks for the 19th consecutive year in 2025 with 79 selections, a record for a single conference.
- The SEC set a conference record with 24 combined men's and women's basketball teams earning bids to the NCAA Tournament. This year a record 14 men's teams and 10 women's teams made the field. The previous record of 16 was set in 2024.
- In men's basketball, all 16 SEC teams have made at least one NCAA Tournament appearance since 2022.
- In women's tennis, Georgia and Texas A&M made it an all SEC national championship match for the second consecutive year.
- Rowing became the 22nd sport sponsored by the Southeastern Conference.
- Texas won the fourth overall national championship for the SEC in softball and the first since 2015.
- Texas A&M shared the NCAA men's outdoor title and Georgia claimed the women's outdoor championship. The SEC has now won 5 consecutive men's crowns and 3 women's titles in the last 4 years.
- LSU won the SEC's 17th national championship in baseball. It was the SEC's sixth consecutive baseball national championship by 5 different programs.

STUDENT-ATHLETE CAREER TOUR

Thirty-one Southeastern Conference student-athletes participated in the ninth SEC Career Tour in Atlanta. The goal of the career tour is to provide exposure for SEC student-athletes who are seeking career opportunities in various fields. The program allows student-athletes to connect with human resource recruiters and submit resumes for jobs and gain valuable knowledge of professional branding.

SEC IN NCAA'S TOP 10

Three SEC student-athletes were recipients of the NCAA's prestigious Top 10 Award, more than any other conference. The award recognizes former student-athletes for their successes in competition, in the classroom and in the community.

- Kiki Malloy, Tennessee, Softball
- Marc Anthony Minichello, Georgia and Pennsylvania, Men's outdoor track & field
- Cassie Pruitt, Auburn, Women's gymnastics

These individuals were honored at the NCAA Convention in January. The Today's Top 10 awardees were selected by the NCAA Honors Committee, composed of representatives from NCAA member schools and conferences, as well as nationally distinguished citizens, including past awardees.

SEC AMONG HONDA AWARD WINNERS

Five of the 12 Honda Sports Award winners in 2024-25 were from the SEC:

- Jordan Bowers, Gymnastics, Oklahoma
- Aaliyah Butler, Track & Field, Georgia
- Maria José Marin, Golf, Arkansas
- Doris Lemngole, Cross Country, Alabama
- Darja Vidmanova, Tennis, Georgia

BEST OF THE BEST

Winners of the highest honors in their respective sports:

- The Bowerman (top women's collegiate track & field athlete for 2024) – Parker Valby, Florida
- USA Softball Collegiate Player of the Year for 2025 – Bri Ellis, Arkansas
- Golden Spikes Award (top amateur baseball player in 2025) – Wehiwa Aloy, Arkansas
- ITA Men's National Player of the Year – Timo Legout, Texas
- Men's Basketball Sporting News National College Player of the Year – Johni Broome, Auburn

SEC HALL OF FAMERS LIGHT UP VEGAS

Three former players from SEC schools, and a former SEC coach and commissioner were among the inductees in the 2024 class of the National Football Foundation and College Hall of Fame during ceremonies held in Las Vegas in December.

- Tim Couch, Kentucky
- Dan Hampton, Arkansas
- Antonio Langham, Alabama
- Dewey Selmon, Oklahoma
- Kevin Smith, Texas A&M

In addition, Alabama's Jalen Milroe was honored as a National Scholar Athlete and finalist for the Campbell Trophy, widely recognized as the "Academic Heisman."

TOP DRAFT PICKS

The SEC provided high draft choices in professional sports drafts in football, basketball and baseball.

- NBA 2025: The SEC led all conferences with 13 players selected in the 2025 NBA Draft. Those 13 players represented nine different schools.
- MLB 2025: The SEC led all conferences with 107 players selected in the 2025 MLB Draft. No other conference had more than 61 players drafted, and all 30 Major League clubs drafted at least one SEC player.
- WNBA 2025: Ten SEC players were selected in the 2025 WNBA Draft, including three of the top-9.
- NFL 2025: The SEC led the nation's conferences in NFL Draft picks for the 19th consecutive year in 2025 with 79 selections. The 15SEC selections in the opening round tied for the most in the history of the NFL Draft.

SEC CONTRIBUTION TO PROFESSIONAL SPORTS

The SEC continues to be a training ground for professional sports

- NFL - A total of 439 players from SEC schools, which led all conferences, were listed on NFL active rosters during the opening weekend of the 2024 season.
- NBA - 103 players from SEC schools were on NBA opening day rosters, the most of any conference
- WNBA – A total of 26 former SEC players were on WNBA opening day rosters in 2025. Nine WNBA teams had at last one former SEC player on its roster.
- MLB - A total of 80 players formerly from the SEC's 16 schools were named to Major League Baseball opening day rosters. That was 17 more than any other conference.

LEADERS IN ATTENDANCE

- SEC Football has led the nation in football attendance for 26 consecutive seasons and enjoys over a 13 thousand per game and half million overall edge over its next closest conference peer. The SEC's average attendance (79,805) was nearly 3,000 more per game than 2023, a season which saw the highest average attendance in the league since 2016. The SEC is up nearly 10% over the last three seasons.
- SEC Men's Basketball led the nation in 2025 by averaging 11,648 fans per game. The SEC ranked second nationally in overall attendance with a conference record 3,168,245 fans attending games during the 2025 regular season. The top 3 attendance leaders in men's basketball in 2025 were from the SEC. Kentucky led the nation with a total attendance of 366,007 (20,334 average), Arkansas ranked second with 341,935 fans (18,996 average) and Tennessee was third with 340,436 fans (20,026 average).
- SEC Women's Basketball has led all conferences in total attendance 10 times, including 6 consecutive years (2015-2020). Overall, the league has had over a million in a season 6 times.
- SEC Baseball has led the nation in attendance 28 years in a row. Total attendance for games on SEC campuses totaled a record 3.5 million. Excluding the shortened 2020 season and reduced capacities of the 2021 seasons, total baseball home attendance on SEC campuses exceeded the 2 million mark for the 13th consecutive seasons in 2025.
- SEC Softball led the nation in attendance with more than 840,000 fans, over 100,000 more than the other three major conferences combined. The SEC had 11 of the top 15 school in national after attendance, including 4 of the top 5 (Alabama, Oklahoma, Arkansas and Texas A&M). The Sooners led the nation in average attendance with 3,705 fans per home game, followed by the Crimson Tide (3,632) and the Razorbacks (3,023).
- SEC Soccer led the nation during the 2024 season in attendance by averaging 1,425 fans per game and in total attendance (245,062). The SEC has had at least five teams rank in the Top 25 nationally in attendance in 11 of the last 13 years (not counting the COVID affected 2020 campaign).



COLLEGE FOOTBALL PLAYOFF

THE COLLEGE FOOTBALL PLAYOFF CROWNS THE NATIONAL CHAMPION IN COLLEGE FOOTBALL.
BELOW IS EVERYTHING YOU NEED TO KNOW TO BE READY FOR THE POSTSEASON.



The College Football Playoff Selection Committee will rank the top 25 teams.

The 12 participating teams will be the five highest-ranked conference champions, plus the next seven highest-ranked teams.



SEEDING



The top four teams in the CFP Selection Committee final rankings will be seeded 1-4 and receive a first-round bye. The remaining teams will be seeded 5-12 based on their final ranking.



If any of the five highest ranked conference champions falls outside of the top 12, they will be seeded at the bottom of the 12-team pool.

PLAYOFF FIRST ROUND

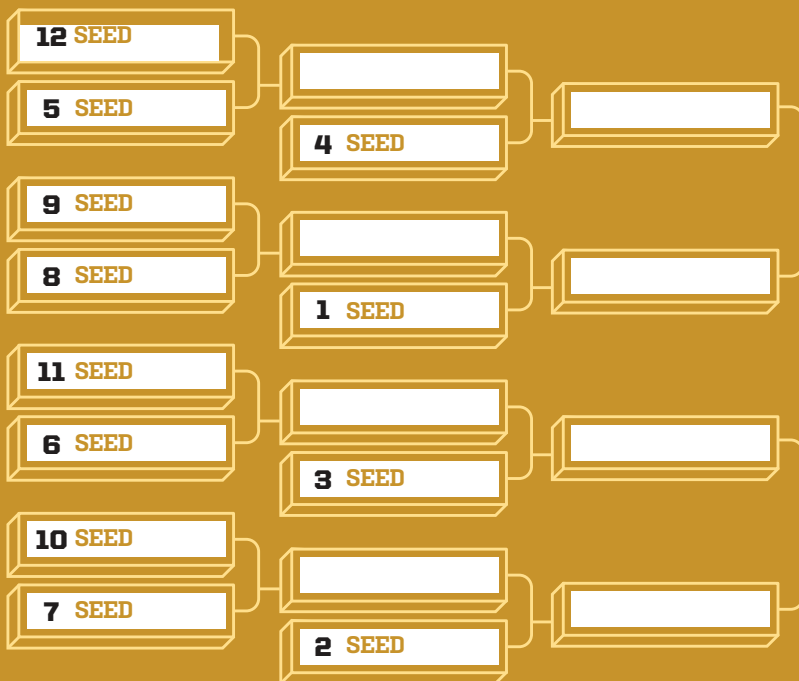
FRIDAY,
DEC. 19, 2025
SATURDAY,
DEC. 20, 2025

PLAYOFF QUARTERFINALS

WEDNESDAY,
DEC. 31, 2025
THURSDAY,
JAN. 1, 2026

PLAYOFF SEMIFINALS


THURSDAY,
JAN. 8, 2026
FRIDAY,
JAN. 9, 2026



2026
NATIONAL CHAMPIONSHIP

**MONDAY,
JAN. 19,
2026**

**HARD ROCK
STADIUM,
MIAMI GARDENS, FL**



PLAYOFF FIRST ROUND

The eight teams seeded No. 5-12 will play in the first round with the higher seeds hosting the lower seeds on campus.



PLAYOFF QUARTERFINALS

The four highest-ranked teams will be assigned to Playoff Quarterfinals hosted by bowls. This will be done in consideration of historic bowl relationships and seeding.



PLAYOFF SEMIFINALS

The No. 1 seed will receive preferential bowl placement for the Playoff Semifinals.



The bracket will follow the rankings with no modifications made to avoid rematches or games between schools from the same conference.

There will be
NO RE-SEEDING

once the bracket is set on Selection Day, Dec. 7.



2025-26 COLLEGE FOOTBALL PLAYOFF

PLAYOFF FIRST ROUND

FRIDAY, DECEMBER 19 /
SATURDAY, DECEMBER 20

PLAYOFF QUARTERFINALS

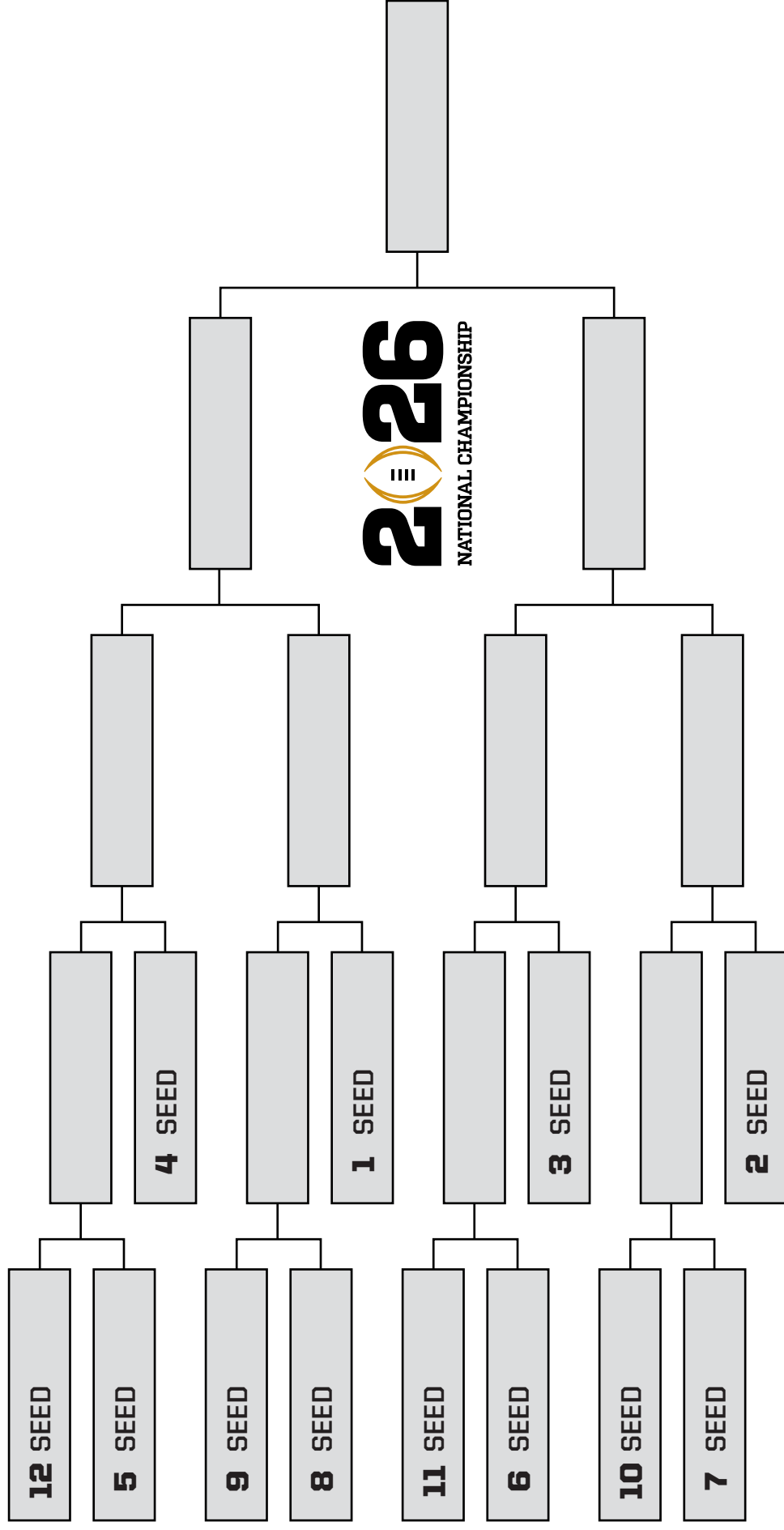
WEDNESDAY, DECEMBER 31 /
THURSDAY, JANUARY 1

PLAYOFF SEMIFINALS

THURSDAY, JANUARY 8 /
FRIDAY, JANUARY 9

NATIONAL CHAMPIONSHIP

MONDAY, JANUARY 19



**HIGHER SEED
HOSTS**



**HARD-ROCK
STADIUM, MIAMI**

BOWL SEASON

2025-26 SCHEDULE



CRICKET CELEBRATION BOWL
DEC 13 | 12:00 PM | ABC | ATLANTA, GA



LA BOWL HOSTED BY GRONK
DEC 13 | 9:00 PM | ESPN | INGLEWOOD, CA



IS4S SALUTE TO VETERANS BOWL
DEC 16 | 9:00 PM | ESPN | MONTGOMERY, AL



STAFFDNA CURE BOWL
DEC 17 | 5:00 PM | ESPN | ORLANDO, FL



68 VENTURES BOWL
DEC 17 | 8:30 PM | ESPN | MOBILE, AL



MYRTLE BEACH BOWL
DEC 19 | 12:00 PM | ESPN | CONWAY, SC



UNION HOME MORTGAGE GASPARILLA BOWL
DEC 19 | 3:30 PM | ESPN | TAMPA, FL



FAMOUS IDAHO POTATO BOWL
DEC 22 | 2:00 PM | ESPN | BOISE, ID



BOCA RATON BOWL
DEC 23 | 2:00 PM | ESPN | BOCA RATON, FL



NEW ORLEANS BOWL
DEC 23 | 5:30 PM | ESPN | NEW ORLEANS, LA



SCOOTER'S COFFEE FRISCO BOWL
DEC 23 | 9:00 PM | ESPN | FRISCO, TX



SHERATON HAWAI'I BOWL
DEC 24 | 8:00 or 9:00 PM | ESPN | HONOLULU, HI



GAMEABOVE SPORTS BOWL
DEC 26 | 1:00 PM | ESPN | DETROIT, MI



RATE BOWL
DEC 26 | 4:30 PM | ESPN | PHOENIX, AZ



SERVPRO FIRST RESPONDER BOWL
DEC 26 | 8:00 PM | ESPN | DALLAS, TX



GO BOWLING MILITARY BOWL
DEC 27 | 11:00 AM | ESPN | ANNAPOLIS, MD



BAD BOY MOWERS PINSTRIPE BOWL
DEC 27 | 12:00 PM | ABC | BRONX, NY



WASABI FENWAY BOWL
DEC 27 | 2:15 PM | ESPN | BOSTON, MA



POP-TARTS BOWL
DEC 27 | 3:30 PM | ABC | ORLANDO, FL



SNOOP DOGG ARIZONA BOWL
PRESENTED BY GIN & JUICE BY DRE AND SNOOP
DEC 27 | 4:30 PM | CW NETWORK | TUCSON, AZ



ISLETA NEW MEXICO BOWL
DEC 27 | 5:45 PM | ESPN | ALBUQUERQUE, NM



TAXSLAYER GATOR BOWL
DEC 27 | 7:30 PM | ABC | JACKSONVILLE, FL



KINDER'S TEXAS BOWL
DEC 27 | 9:15 PM | ESPN | HOUSTON, TX



BIRMINGHAM BOWL
DEC 29 | 2:00 PM | ESPN | BIRMINGHAM, AL



RADIANCE TECHNOLOGIES INDEPENDENCE BOWL
DEC 30 | 2:00 PM | ESPN | SHREVEPORT, LA



MUSIC CITY BOWL
DEC 30 | 5:30 PM | ESPN | NASHVILLE, TN



VALERO ALAMO BOWL
DEC 30 | 9:00 PM | ESPN | SAN ANTONIO, TX



RELIAQUEST BOWL
DEC 31 | 12:00 PM | ESPN | TAMPA, FL



TONY THE TIGER SUN BOWL
DEC 31 | 2:00 PM | CBS | EL PASO, TX



CHEEZ-IT CITRUS BOWL
DEC 31 | 3:00 PM | ABC | ORLANDO, FL



SRS DISTRIBUTION LAS VEGAS BOWL
DEC 31 | 3:30 PM | ESPN | LAS VEGAS, NV



GOODYEAR COTTON BOWL CLASSIC (CFP QUARTERFINAL)
DEC 31 | 7:30 PM | ESPN | ARLINGTON, TX



CAPITAL ONE ORANGE BOWL (CFP QUARTERFINAL)
JAN 1 | 12:00 PM | ESPN | MIAMI GARDENS, FL



ROSE BOWL GAME (CFP QUARTERFINAL)
PRESENTED BY PRUDENTIAL
JAN 1 | 4:00 PM | ESPN | PASADENA, CA



ALLSTATE SUGAR BOWL (CFP QUARTERFINAL)
JAN 1 | 8:00 PM | ESPN | NEW ORLEANS, LA



LOCKHEED MARTIN ARMED FORCES BOWL
JAN 2 | 1:00 PM | ESPN | FORT WORTH, TX



AUTOZONE LIBERTY BOWL
JAN 2 | 4:30 PM | ESPN | MEMPHIS, TN



DUKE'S MAYO BOWL
JAN 2 | 8:00 PM | ESPN | CHARLOTTE, NC



DIRECTV HOLIDAY BOWL
TBD | TBD | FOX | SAN DIEGO, CA



VRBO FIESTA BOWL (CFP SEMIFINAL)
JAN 8 | 7:30 PM | ESPN | GLENDALE, AZ



CHICK-FIL-A PEACH BOWL (CFP SEMIFINAL)
JAN 9 | 7:30 PM | ESPN | ATLANTA, GA



COLLEGE FOOTBALL PLAYOFF NATIONAL CHAMPIONSHIP
JAN 19 | 7:30 PM | ESPN | MIAMI GARDENS, FL



EAST-WEST SHRINE BOWL
JAN 27 | 7:00 PM | TBD | FRISCO, TX



REESE'S SENIOR BOWL
JAN 31 | 2:30 PM | NFL NETWORK | MOBILE, AL

*All times ET and all Bowls subject to change.