MISSISSIPPI STATE FOOTBALL

69 ALL-AMERICANS // 26 BOWL GAMES // 1 SEC CHAMPIONSHIP // 210 NFL DRAFT PICKS

2025 SCHEDULE & RESULTS

Overall: 4-1 | SEC: 0-1 | H: 3-1 | A: 1-0

August (1-0)			
30	at Southern Miss	ESPN	W, 34-17
September (3-1)			
6	#12/10 Arizona State	ESPN2	W, 24-20
13	Alcorn State	ESPN+	W, 63-0
20	Northern Illinois	SECN	W, 38-10
27	#15/15 Tennessee *	SECN	L, 41-34 (OT)
October (0-0)			
4	at #6/5 Texas A&M *	SECN	6:30 p.m.
18	at Florida *	TBD	Afternoon
25	Texas [HC] *	TBD	Flex
November (0-0)			
1	at Arkansas *	TBD	Afternoon
8	Georgia *	TBD	11 a.m.
15	at Missouri *	TBD	Night
28	Ole Miss *	TBD	11 a.m.

** SEC game | All Times Central*
HC - homecoming | Rankings: AP/Coaches
TV Windows: Early (11:00-12:00 p.m.) // Afternoon (2:30-3:30 p.m.)
Night (5:00-7:00 p.m.) // Flex (2:30-3:30 or 5:00-7:00 p.m.)

BY THE NUMBERS

MISSISSIPPI STATE		TEXAS A&M
38.6	Points	35.8
17.6	Points Allowed	24.0
204.8	Rush Yards	169.5
135.4	Rush Yards Allowed	117.3
226.0	Pass Yards	294.3
170.2	Pass Yards Allowed	190.0
430.8	Total Offense	463.8
305.6	Total Defense	307.3

STAT LEADERS

RUSHING: Fluff Bothwell - 70 atts, 405 yards, 6 TDs
PASSING: Blake Shapen - 85-129, 1,064 yards, 8 TDs
RECEIVING: Anthony Evans III - 26 rec., 323 yards, 2 TDs
SCORING: Kyle Ferrie - 41 points, 6 FGs, 23 PATs
TACKLES: Isaac Smith - 28 total tackles
TFLs: Will Whitson - 4.5 TFLs
SACKS: DJ Reed - 2 sacks
INTERCEPTIONS: Seven players tied - 1 INT

A WIN WOULD...

Be Mississippi State's third win against Texas A&M since 2021 ... State's 6th, 5-1 start since 1998 ... Be Mississippi State's first victory over a Top 10 opponent since defeating #6 LSU in Baton Rouge on Sept. 26, 2020.

THE MATCHUP

MISSISSIPPI STATE BULLDOGS vs **#6 TEXAS A&M AGGIES**

	MISSISSIPPI STATE	#6 TEXAS A&M
2025 Record	4-1	4-0
SEC Record	0-1	1-0
Rankings	AP: RV / Coaches: RV / CFP: n/a	AP: 6 / Coaches: 5 / CFP: n/a
Last Game	Loss vs. #15 Tennessee, 41-34 (OT)	Win vs. Auburn, 16-10
Streak	L1	W4
Head Coach	Jeff Lebby (Oklahoma, 2007)	Mike Elko (Penn, 1999)
Record at MSU:	6-11 (2nd Season)	**Record at TAMU:** 12-5 (2nd Season)
Career Record:	Same	**Career Record:** 28-14 (4th Season)
Record vs. Texas A&M:	0-1	**Record vs. Mississippi State:** 1-0

BROADCAST INFORMATION

Date/Time October 4, 2025 / 6:30 p.m. CT
Location / Stadium (Capacity) Bryan-College Station, Texas / Kyle Field (102,733)

SEC NETWORK	MSU SPORTS NETWORK	LIVE STATS
Play-by-Play: Tom Hart	**Play-by-Play:** Neil Price	**msu.statbroadcast.com**
Analyst: Jordan Rodgers	**Analyst:** Matt Wyatt	
Sideline Reporter: Cole Cubelic	**Sideline Reporter:** Jay Perry	

SATURDAY STORYLINES

» Mississippi State and Texas A&M are meeting for the 19th time in the series history. This will be the 8th meeting in Bryan-College Station and the 14th straight season the two teams have met since A&M joined the SEC in 2012.

» Mississippi State leads the SEC in completed passing plays over 40 yards with 10, and over 50 yards with 5.

» Blake Shapen officially has the longest active streak for consecutive games with a touchdown pass at 20 games. Shapen took over the top spot after Iowa State's Rocco Becht streak ended at 22 games on Saturday.

» Following Mississippi State's longest home stand since 2013, the Bulldogs are going on the road for the first time since the season opener on Aug. 30. This begins a stretch of two consecutive road games and four of their next six games away from Starkville. MSU finished its homestand with a 3-1 with a win over #12 Arizona State.

» The last time the Bulldogs played a game on Oct. 4 was in 2014. #12 Mississippi State hosted #6 Texas A&M. The Bulldogs won that match-up, 48-31.

» This will be Mississippi State's third top-15 opponent of the season and second consecutive game against a top-15 opponent.

» Over the past two seasons (17 games), State has played 7 top-15 opponents (41% of games). After Saturday, 44% of Mississippi State's games under Jeff Lebby will have been against teams ranked inside the AP Top 15 ... After Saturday, 4 games (22%) will have been against teams ranked inside the AP Top 10.

» Mississippi State's defense has not allowed a touchdown in the first quarter this season.

» Running back Fluff Bothwell ranks fourth in the SEC in both rushing yards (405) and rushing touchdowns (6). His 19 career rushing touchdowns rank 34th on the active list for most in a career. He is one of two sophomores inside the top 50 of that list.

» After creating just 12 turnovers last season (last in the SEC and 110th nationally), State's defense has been the best in the SEC and the fourth-best nationally in creating turnovers, with 10 in five games (seven interceptions and three fumble recoveries). MSU's seven interceptions already tie the total from 2024.

MISSISSIPPI STATE FOOTBALL FACTS & INFORMATION

GENERAL INFORMATION

Location	Starkville, Miss. 39762
Population	24,168
Founded	February 28, 1878
Nickname	Bulldogs
Enrollment	23,150
Colors	Maroon (PMS 202) and White
Band	The Famous Maroon Band
Mascot	Bully
Live Mascot (Bully XXII)	Dak
President	Dr. Mark Keenum
Director of Athletics	Zac Selmon
Faculty Athletics Representative	Brent J. Fountain
Football Sport Administrator	Terry Prentice
Conference	Southeastern

1 of 10 original members of the SEC in 1933

TEAM HISTORY

First Year of Football	1895
Season of Football	126th
All-Time Record	616-603-40 (.504)^
All-Time SEC Record	217-394-14 (.359)^
All-Time Home Record	323-170-14 (.650)^
All-Time Bowl Record	15-11 (.577)
SEC Championships	1
All-Americans	69
First Team All-SEC Selections	134
First Round NFL Draft Picks	16

^ Win/Loss reflect State's on-field record
Home record reflects ONLY games played in Starkville, Miss.

STADIUM INFORMATION

Name	Davis Wade Stadium
Field Name	Scott Field
Capacity	60,311
Surface	Hybrid Bermuda Grass (Certified Tifway 419)
Constructed	1914
	Second oldest on-campus stadium in America
Largest Crowd	62,945 vs. Auburn (10-11-2014)

ATHLETIC COMMUNICATIONS

BRANDON LANGLOIS (Primary Contact)
Senior Associate AD/Communications & Creative
Phone: (601) 405-5650
Email: blanglois@athletics.msstate.edu

KELLY SHIPP (Secondary Contact)
Associate Director/Communications
Phone: (402) 616-3873
Email: kshipp@athletics.msstate.edu

FOLLOW US

Football Instagram	HailStateFB
Football X/Twitter	@HailStateFB
Football Facebook	HailStateFB
Football Hashtag	#HailState
	#STATEtoSundays

HEAD COACH JEFF LEBBY

Alma Mater	Oklahoma, 2007
Record at MSU	6-11 (2nd Season)
Career Record	Same
SEC Record	0-9 (2nd Season)
Year in Coaching	19th (2nd at Mississippi State)

ASSISTANT COACHES / SUPPORT STAFF

Anthony Tucker	Assistant Head Coach / Running Backs
Coleman Hutzler	Defensive Coordinator / Inside Linebackers
Matt Barnes	Co-Defensive Coordinator / Safeties
Corey Bell	Cornerbacks
Chad Bumphis	Wide Receivers
Jon Cooper	Tight Ends
Vincent Dancy	Defensive Ends & Outside Linebackers
Matt Holecek	Quarterbacks
Phil Loadholt	Offensive Line
Cliff Odom	Special Teams Coordinator
David Turner	Defensive Tackles
Mike MacIntyre	Senior Defensive Analyst
Paul Rhoads	Senior Defensive Analyst
Shaud Williams	Head Strength & Conditioning Coach
Jarwarski Beckum	Director of Speed
Thomas Callans	Head Trainer
Mason Walters	Director of Sports Science

TEAM INFORMATION

Letterwinners Returning	**26**
Offense	9
Defense	16
Specialist	1
Letterwinners Lost	**28**
Offense	12
Defense	13
Specialist	3
Starters Returning *(min. 6 starts)*	**11**
Offense	6
Defense	5
Starters Lost *(min. 6 starts)*	**11**
Offense	6
Defense	5

ROSTER BREAKDOWN

By Class

Graduates	7
Seniors	23
Juniors	30
Sophomores	19
Redshirt Freshmen	10
True Freshman	19
Transfers (FBS/FCS/D2/NAIA)	42
JUCO	15

By State/Country

Mississippi	34	Illinois	1
Texas	14	Indiana	1
Alabama	12	Michigan	1
Florida	12	Nevada	1
Georgia	8	North Carolina	1
Louisiana	6	Wisconsin	1
Ohio	5	Washington	1
Tennessee	4		
Maryland	2	Canada	1
Arizona	1	England	1
Arkansas	1	Australia	1

GAME NOTE CONTENTS

Facts & Information 2
Depth Chart/Pronunciation 3
TV/Radio Player Notes 4-5
2025 Roster 6-7
vs. Opponent 8
Previous Game Notebook 9
The Notebook 10-13
Offensive Stat Notables 11-12
Defensive Stat Notables 13
Record Watch 14
GbG Starters 15
Team Stat Comparisons 16
Miscellaneous Stats/Notes . . 17-18
Explosive Plays 19
Scoring Breakdowns 20
Record Breakdown/Last Time . . 21
Game-Highs 22
Team/Player Stats 23-32
Participation 33-34
Coaching Staff 35-36
Offensive Players 37-46
Defensive Players 47-57
Specialists 58-59
Game Recaps . . . . . 60+

2025 Schedule

Aug. 30	at Southern Miss (W, 34-17)
Sept. 6	#12 Arizona State (W, 24-20)
Sept. 13	Alcorn State (W, 63-0)
Sept. 20	Northern Illinois (W, 38-10)
Sept. 27	Tennessee (L, 41-34 / OT) *
Oct. 4	at Texas A&M *
Oct. 18	at Florida *
Oct. 25	Texas [HC] *
Nov. 1	at Arkansas *
Nov. 8	Georgia *
Nov. 15	at Missouri *
Nov. 28	Ole Miss *

collegepressbox
SINCE 2005 EVERYTHING BUT THE PREGAME MEAL

Collegepressbox is the official media website for Division I football. Access and download game notes, quotes, statistics, media guides, headshots, logos and more for all FBS schools, conferences, postseason games, awards and the College Football Playoff. For access, please register for an account at collegepressbox.com/register.

STATE MEDIA CENTER

2025 Season Stats

DEPTH CHART

Offense

QB	2	Blake Shapen (6-1, 210, Gr.)	
	17	Luke Kromenhoek (6-4, 220, So.)	-OR-
	1	Kamario Taylor (6-4, 230, Fr.)	
RB	6	Davon Booth (5-10, 205, Gr.)	-OR-
	24	Fluff Bothwell (5-10, 230, So.)	
	22	Xavier Gayten (6-0, 205, So.)	
WR	0	Brenen Thompson (5-9, 170, Sr.)	
	7	Markus Allen (6-2, 215, RSr.)	
	18	Jaron Glover (6-1, 205, RJr.)	-OR-
	12	Cam Thompson (6-0, 200,RJr.)	
WR	4	Jordan Mosley (6-0, 195, RSr.)	
	11	Ayden Williams (6-3, 205, Jr.)	-OR-
	13	Sanfrisco Magee (6-2, 200, RFr.)	
SLOT	3	Anthony Evans III (5-11, 180, Jr.)	
	9	Ricky Johnson (6-2,185, RFr.)	
TE	8	Seydou Traore (6-4, 235, RSr.)	
	10	Cam Ball (6-7, 250, RJr.)	-OR-
	87	Sam West (6-4, 250, RSo.)	-OR-
	5	Max Reese (6-3, 250, RJr.)	
LT	77	Jayvin Q. James (6-5, 320, RSo.)	-OR-
	74	Jimothy Lewis Jr. (6-6, 320, RFr.)	
LG	75	Jacoby Jackson (6-6, 320, RSr.)	-OR-
	51	Luke Work (6-6, 315, So.)	
C	72	Canon Boone (6-4, 315, RSr.)	-OR-
	53	Brennan Smith (6-3, 320, RSr.)	
	50	Koby Keenum (6-4, 305, RSo.)	
RG	52	Zack Owens (6-6, 340, RSo.)	-OR-
	61	Trevor Mayberry (6-3, 325, Gr.)	
RT	76	Albert Reese IV (6-7, 330, RSr.)	
	55	Jakheem Shumpert-Perkins (6-5,330, Jr.)	

Defense

JACK	44	Branden Jennings (6-3, 240, RSr.)	-OR-
	8	Malick Sylla (6-6, 255, Sr.)	
	37	Nevaeh Sanders (6-4, 230, Gr.)	
DT	22	Kedrick Bingley-Jones (6-4, 320, RSr.)	
	42	DJ Reed (6-4, 285, RSo.)	-OR-
	25	Ray Thomas (6-4, 300, Gr.)	
NT	92	Jaray Bledsoe (6-4, 315, RJr.)	
	35	Kalvin Dinkins (6-2, 320, RJr.)	-OR-
	88	Jamil Burroughs (6-3, 330, RSr.)	
DE	6	Deonte Anderson (6-3, 280, RSr.)	-OR-
	23	Trevion Williams (6-4, 295, RJr.)	-OR-
	27	Red Hibbler (6-2, 275, Gr.)	-OR-
	46	Joseph Head Jr. (6-4, 255, RSo.)	
DIME	7	Zakari Tillman (6-2, 235, Jr.)	-OR-
	16	Derion Gullette (6-3, 240, RSo.)	
	11	Tyler Lockhart (6-2, 225, Fr.)	
MIKE	40	Nic Mitchell (6-2, 230, RSr.)	
	10	Jalen Smith (6-2, 230, RSo.)	-OR-
	0	Fatt Forrest (6-2, 235, RFr.)	
SAM	2	Isaac Smith (6-0, 220, Jr.)	
	9	Tony Mitchell (6-1, 215, Jr.)	
CB	20	Jett Jefferson (6-1, 190, Jr.)	-OR-
	4	DeAgo Brumfield (6-0, 190, RSr.)	
	26	Dwight Lewis III (6-1, 195, RSr.)	
CB	1	Kelley Jones (6-4, 195, RSo.)	-OR-
	15	Jayven Williams (6-2, 185, RJr.)	
	24	Elijah Cannon (6-0, 180, RFr.)	-OR-
	17	Kyle Johnson (5-11, 185, Fr.)	
S	3	Brylan Lanier (6-1, 190, RSr.)	-OR-
	13	Jahron Manning (5-10, 195, Sr.)	
	28	Tanner Johnson (6-0, 185, RJr.)	
S	21	Hunter Washington (5-11, 200, RSr.)	-OR-
	13	Jahron Manning (5-10, 195, Sr.)	
	19	Cyrus Reyes (6-1, 200, So.)	

Specialists

P	88	Ethan Pulliam (6-1, 190, RSo.)	-OR-
	38	Nathan Tiyce (6-2, 210, Fr.)	
K	80	Kyle Ferrie (6-1, 205, Jr.)	
	49	Marlon Hauck (6-3, 195, Jr.)	
LS	45	Ethan Myers (6-1, 220, RSr.)	
	39	Kallen Cosper (6-4, 215, Fr.)	
PR	0	Brenen Thompson (5-9, 170, Sr.)	-OR-
	3	Anthony Evans III (5-11, 180, Jr.)	
KR	6	Davon Booth (5-10, 205, Gr.)	
	0	Brenen Thompson (5-9, 170, Sr.)	-OR-
	3	Anthony Evans III (5-11, 180, Jr.)	

PRONUNCIATION GUIDE

3	**Brylan Lanier**	BRY-lynn Luh-near
6	**Davon** Booth	DUH-von
7	**Zakari** Tillman	ZUH-car-E
8	**Malick Sylla**	muh-LEEK SILL-uh
8	**Seydou Traore**	Say-Do TRY-or-A
13	**Jahron** Manning	Juh-Ron
14	**Lo'Kavion** Jackson	Low-kay-vee-ON
16	**Derion Gullette**	dair-EE-on guh-LET
17	Luke **Kromenhoek**	Chrome-n-HAWK
18	**Jaron** Glover	juh-ron
18	**Sekou** Smith Jr.	SAY-koo
22	**Kedrick** Bingley-Jones	KEY-drick
22	**Xavier Gayten**	EX-zay-vee-er Gay-Ten
24	Fluff **Bothwell**	Bawth-well
36	**Ja'Bryis** Stewart	JUH-bry-is
37	**Nevaeh** Sanders	NAH-vay
38	Nathan **Tiyce**	Tice
41	**Tyshun** Willis	Ty-SHUN
49	Marlon **Hauck**	Hawk
55	**Jakheem** Shumpert-Perkins	Ja-KEEM
60	Matthew **LeFeau**	Le-Fye-el
73	**Jaekwon** Bouldin	JAY-kwon
80	Kyle **Ferrie**	Fairy
84	Emeka **Iloh**	E-low
88	Ethan **Pulliam**	Pull-E-um
90	**Kai** McClendon	Ky
98	**Ashun** Shepphard	Auh-Shawn

CAREER STARTS AT STATE

Pos.	NAME	2025	GS
S	Hunter Washington	5	21
LB	Nic Mitchell	5	17
OL	Albert Reese IV	4	17
TE	Seydou Traore	5	17
LB	Branden Jennings	5	16
S	Isaac Smith	5	16
RB	Davon Booth	4	14
OL	Jacoby Jackson	5	15
S	Brylan Lanier	3	13
WR	Jordan Mosley	5	13
DL	Deonte Anderson	4	9
DL	Kedrick Bingley-Jones	5	9
CB	Kelley Jones	5	9
QB	Blake Shapen	5	9
LB	Zakari Tillman	5	6
DL	Jaray Bledsoe	4	4
OL	Canon Boone	5	5
CB	DeAgo Brumfield	5	5
WR	Anthony Evans III	5	5
OL	Zack Owens	5	5
WR	Brenen Thompson	5	4
OL	Jayvin Q. James	4	4
OL	Jimothy Lewis Jr.	1	1
S	Jahron Manning	2	2
OL	Blake Steen	1	1
DL	Will Whitson	1	1
RB	Fluff Bothwell	1	1
DL	Kalvin Dinkins	1	1
OL	Luke Work	--	7
DL	Kai McClendon	--	5
DL	Trevion Williams	--	3
RB	Seth Davis	--	1

ACTIVE STARTS STREAK

Pos.	Name	GS
QB	Blake Shapen	30
LB	Nic Mitchell	17
TE	Seydou Traore	17
S	Hunter Washington	17
LB	Branden Jennings	16
OL	Albert Reese IV	16
S	Isaac Smith	16
OL	Jacoby Jackson	15
WR	Brenen Thompson	12
DL	Kedrick Bingley-Jones	6
WR	Jordan Mosley	6
DL	Kai McClendon	5
OL	Canon Boone	5
CB	DeAgo Brumfield	5
WR	Anthony Evans III	5
CB	Kelley Jones	5
OL	Zack Owens	5
LB	Zakari Tillman	5
OL	Jayvin Q. James	4
DL	Deonte Anderson	3
RB	Fluff Bothwell	1
S	Jahron Manning	1
DL	Kalvin Dinkins	1
OL	Blake Steen*	18
DL	Will Whitson*	1

Streak reflects consecutive starts in games played in
**will miss the remainder of the 2025 season*

2 QB

Blake Shapen

6-1 | 210 | Gr. | Shreveport, La.

COMP	ATT	YDS	TD
85	129	1064	8

LAST GAME vs. Tenn: Made 30th straight start at QB ... 18/29, 180 YDS, 1 TD, 1 INT

NOTES: Led Baylor to the 2021 Big 12 Championship ... Has thrown a TD pass in 20 straight games, the longest active streak at the FBS level ... Five of his eight touchdown passes this season have been for 45+ yards ... 8th in SEC in passing TDs (8) & 9th in yards (1,064).

6 RB

Davon Booth

5-10 | 205 | Gr. | North Las Vegas, Nev.

CAR	YDS	AVG/C	TD
51	207	4.1	4

LAST GAME vs. Tenn: 17 CAR, 58 YDS, 1 TD

NOTES: Third Team All-SEC in 2024 ... Had 1,231 all-purpose yards, ranking 5th in the SEC... Most all-purpose yards by a State player since 2019... Led team in total explosive plays with 18 (20+ yards) ... First multi TD game of 2025, 3rd of career, vs. Northern Illinois

24 RB

Fluff Bothwell

5-10 | 230 | So. | Oneonta, Ala.

CAR	YDS	AVG/C	TD
70	405	5.8	6

LAST GAME vs. Tenn: First career start ... 23 CAR, 134 YDS, 1 REC, 2 YDS ... 2nd straight 100 yard game

NOTES: Transferred from South Alabama in 2025 ... Second Team All-Sun Belt in 2024 ... Led the Sun Belt Conference in rushing touchdowns and finished seventh in rushing yards ... Six career 100-yard rushing games ... eight multi-touchdown games ... 4th in the SEC in rushing TDs with 6

0 WR

Brenen Thompson

5-9 | 170 | Sr. | Spearman, Texas

REC	YDS	AVG/R	TD
20	324	16.2	3

LAST GAME vs. Tenn: Made 12th straight start at WR ... 3 REC, 33 YDS

NOTES: Fastest player on the team ... First career 100-yard receiving game vs. #12 Arizona State (133) ... Became first MSU player since 2016 to score 2+, 45+ yard touchdowns in the same game ... Is tied for 3rd in FBS in plays over 40 yards (4) ... 8th in the SEC in receiving yards (324) & 6th in TDs (3).

3 WR

Anthony Evans III

5-11 | 180 | Jr. | Converse, Texas

REC	YDS	AVG/R	TD
26	323	12.4	2

LAST GAME vs. Tenn: Made 5th straight start at WR ... 5 REC, 33 YDS

NOTES: Transferred from Georgia in 2025 ... Elite return specialist ... First career 100-yard receiving game vs. #12 Arizona State (108) ... 6th in the SEC in All-Purpose yards (478) ... 5th in the SEC in receptions and 9th in receiving yards.

11 WR

Ayden Williams

6-3 | 205 | Jr. | Ridgeland, Miss.

REC	YDS	AVG/R	TD
6	94	15.7	0

LAST GAME vs. Tenn: 1 REC, 49 YDS

NOTES: Transferred from Ole Miss in 2025 ... Has had a reception in every game in 2025.

4 WR

Jordan Mosley

6-0 | 195 | RSr. | Mobile, Ala.

REC	YDS	AVG/R	TD
7	159	22.7	1

LAST GAME vs. NIU: Made 6th straight start at WR ... 3 REC, 20 YDS

NOTES: Had 23 receptions for 405 yards and 3 touchdowns ... Had 4+ receptions in three games in 2024 ... 2 career 100+ yard receiving games ... Hauled in the longest TD reception of the season for State (75 yards) against Alcorn State ... Back-to-back games with 1 reception of 45+ yards (Alcorn & Northern Illinois)

8 TE

Seydou Traore

6-4 | 235 | RSr. | London, England

REC	YDS	AVG/R	TD
10	120	12.0	3

LAST GAME vs. Tenn: Made 17th straight start at TE ... 4 REC, 40 YDS, 1 TD

NOTES: Had the team's first explosive play with a 55-yard Touchdown reception against Southern Miss ... Back-to-back with a touchdown reception, first time in his career at State.

77 LT

Jayvin Q. James

6-5 | 320 | RSo. | Deerfield Beach, Fla.

GP/GS	RUSH Y/G	PASS Y/G	SACKS
4/4	185.5	224.5	0

LAST GAME vs. Tenn: Made 3rd start at LT ... Did not allow a sack or commit a penalty

NOTES: Transferred from Akron in 2025 ... Career-high pass blocking grade (85.0) vs. NIU ... 2025 is his first season playing left tackle after playing at right tackle all of 2024 at Akron ... Played both left and right tackles vs. Tennessee.

75 LG

Jacoby Jackson

6-6 | 320 | RSr. | Arlington, Texas

GP/GS	RUSH Y/G	PASS Y/G	SACKS
5/5	204.8	226.0	0

LAST GAME vs. Tenn: 15th straight start at LG ... 5th straight game not allowing a sack or having a penalty

NOTES: Transferred from Texas Tech in 2024 ... Has made 15 straight starts at left guard since 2024 ... Played first snaps at right guard against Northern Illinois

72 C

Canon Boone

6-4 | 315 | RSr. | Kemah, Texas

GP/GS	RUSH Y/G	PASS Y/G	SACKS
5/5	204.8	226.0	0

LAST GAME vs. Tenn: 5th straight start at Center ... Did not allow a sack or commit a penalty

NOTES: Has been a 5-year member of the Mississippi State Football team ... Didn't start playing center until the 2025 season ... Made first career start at Southern Miss ... Has only allowed 1 sack in his career ... Has only committed two career penalties

52 RG

Zack Owens

6-6 | 340 | RSo. | McDonough, Ga.

GP/GS	RUSH Y/G	PASS Y/G	SACKS
5/5	204.8	226.0	0

LAST GAME vs. Tenn: 5th straight start at Right Guard ... Allowed 1 sack

NOTES: Transferred from Colorado/Clemson in 2025 ... In his career, Owens has only played the two guard positions ... Played for Phil Loadholt at Colorado in 2024 ... Made first career start at Southern Miss.

76 RT

Albert Reese IV

6-7 | 330 | RSr. | Edmonton, Alberta

GP/GS	RUSH Y/G	PASS Y/G	SACKS
4/4	185.5	224.5	0

LAST GAME vs. Tenn: Made 3rd start at Right Tackle in 2025 ... Did not allow a sack or commit a penalty

NOTES: 17 career starts, just two at guard ... In 2025, has made two starts at right tackle and one at left tackle ... Season-high pass block grade against Northern Illinois (81.6).

6 DL

Deonte Anderson

6-3 | 280 | RSr. | Miami, Fla.

TKL	TFL	SACK	QBH
7	1	1	0

LAST GAME vs Tenn: 3rd straight start at Defensive End

NOTES: Has been a 5-year member of the Mississippi State Football team ... Has made 9 career starts, four in 2025 ... 65 career tackles, 6.5 tackles for loss and 2 sacks ... Recorded his first career solo sack against #12 Arizona State

22 DL

Kedrick Bingley-Jones

6-4 | 320 | RSr. | Concord, N.C.

TKL	TFL	SACK	QBH
11	0.5	0	0

LAST GAME vs Tenn: 5th straight start at Defensive Tackle ... tallied 3 tackles ... third time this season with 3 tackles

NOTES: Transferred from North Carolina in 2024 ... 10 career starts, 8 at Mississippi State ... Missed 8 games in 2024 due to injury, earned a redshirt ... Has 27 career tackles and 2.5 tackles for loss ... 18 of his 27 tackles have come while he has been at State.

92 DL

Jaray Bledsoe

6-4 | 315 | RJr. | Marlin, Texas

TKL	TFL	SACK	QBH
9	2	0	0

LAST GAME vs Tenn: 2 tackles ... 1 tackles for loss

NOTES: Transferred from Texas in 2025 ... 4 career starts with his first career start coming at Southern Miss in 2025 ... 16 career tackles.

44 LB

Branden Jennings

6-3 | 240 | RSr. | Jacksonville, Fla.

TKL	TFL	SACK	QBH
23	0	0	1

LAST GAME vs Tenn: Made 16th straight start at JACK linebacker ... 10 tackles ... 1 pass break up

NOTES: 19 career starts, 16 straight starts dating back to week 2 of the 2024 season ... Finished 2nd on the team in sacks in 2024 (1.5) ... 104 career tackles, 79 have been at Mississippi State ... Recorded the first double digit tackle game of the season versus Tenn

40 LB

Nic Mitchell

6-2 | 230 | RSr. | Jacksonville, Fla.

TKL	TFL	SACK	QBH
23	0.5	0	0

LAST GAME vs Tenn: 5th straight start at MIKE ... 2 tackles

NOTES: SEC Defensive Player of the Week (Week 2 vs. #12 Arizona State) ... Second on the team in tackles ... 16 straight starts at linebacker since 2024 ... Moved from the DIME to MIKE ahead of the 2025 season ... Wears the green dot as the leader of the defense

7 LB

Zakari Tillman

6-2 | 235 | Jr. | Florence, Miss.

TKL	TFL	SACK	QBH
23	2.5	1	1

LAST GAME vs Tenn: 5th straight start at DIME ... 6 tackles ... 2 tackles for loss ... 1 sack ... 1 interception

NOTES: 6 career starts, 5 in 2025 ... Breakout 2024 season with career marks in tackles (30), tackles for loss (3.5) and sacks (3.5) ... Was the only State player in 2024 with a multi sack game, had 2 sacks at Ole Miss.

2 S/LB

Isaac Smith

6-0 | 220 | Jr. | Fulton, Miss.

TKL	TFL	INT	PBU
28	0	1	1

LAST GAME vs Tenn: Made 5th straight start at SAM ... 4 tackles

NOTES: Second Team All-SEC in 2024 ... Led the SEC in tackles in 2024 (127), ranked 7th nationally ... Third straight Miss. State player to lead the SEC in tackles... 1 career 20 tackle game ... In 2025, he leads the team in tackles (24) ... First career interception against Northern Illinois.

4 DB

DeAgo Brumfield

6-0 | 190 | RSr. | Cincinnati, Ohio

TKL	TFL	INT	PBU
16	1.0	1	3

LAST GAME vs Tenn: Made 5th straight start at Corner ... 4 tackles

NOTES: Transferred from Memphis in 2024 ... 17 career starts, 7 at Mississippi State ... Played in four games in 2024 and earned a redshirt ... Earned second career interception vs. Alcorn State ... First career INT was at Georiga in 2024.

1 DB

Kelley Jones

6-4 | 195 | RSo. | Clarksdale, Miss.

TKL	TFL	INT	PBU
13	0	0	3

LAST GAME vs Tenn: Made 5th straight start at Corner ... 2 tackles

NOTES: One of the fastest players on the team ... Has allowed just four receptions on 17 targets this season

13 DB

Jahron Manning

5-10 | 195 | Sr. | New Orleans, La.

TKL	TFL	INT	PBU
27	0	1	4

LAST GAME vs Tenn: Made 2nd start at Safety ... 6 tackles ... 1 interception ... 3 pass breakups

NOTES: Transferred from Old Dominion in 2025 ... Third Team All-Sun Belt Conference in 2024 ... Second at ODU in tackles with 85 in 2024 ... 3 career interceptions ... Had 4 double-digit tackle games in 2024 ... 13 career starts, 2 at Mississippi State ... In 2025, 2nd on the team in tackles (27).

3 DB

Brylan Lanier

6-1 | 190 | RSr. | Tuscaloosa, Ala.

TKL	TFL	INT	PBU
16	0.5	1	0

LAST GAME vs Tenn: 4 tackles ... 1 pass breakup

NOTES: Started 5 games at corner in 2024 ... 3 starts at safety in 2025 ... Earned the team's first interception of the 2025 season against Southern Miss ... 8th on the team in tackles (20).

80 K

Kyle Ferrie

6-1 | 205 | Jr. | Searcy, Ark.

FG	LONG	PATs	PTS
6/7	55	22/22	41

LAST GAME vs. Tenn: 4/4 PATs, 2/3 FG (51 YDS, 38 YDS)

NOTES: Lefty kicker ... 32 for 41 in career field goals ... 88 for 89 in career PATs (51 straight makes) ... 184 career points (10th on the all-time career scoring list at State, 1 point shy of 9th place / 223 points are the most all-time by a kicker)... Broke 40-year-old record for longest made field goal w/ his 55-yarder at Southern Miss.

88 P

Ethan Pulliam

6-1 | 190 | RSo. | Starkville, Miss.

PUNTS	AVG	LONG	I20
12	47.2	67	6

LAST GAME vs. Tenn: 5 Punts, 253 total yards, 3 punts Inside the 20, 1 punt downs at 1 yard line, long punt of 67

NOTES: Lefty punter ... Played baseball for State in 2023 and 2024, starting multiple games at second base ... 5-Star punter coming out of high school ... Had a 67 yard punt that was downed at the 1-yard line against Tennessee.

ALPHABETICAL ROSTER

No.	Name	Pos.
7	Markus Allen	WR
6	Deonte Anderson	DL
38	Jaylen Antoine	CB
10	Cam Ball	TE
22	Kedrick Bingley-Jones	DL
92	Jaray Bledsoe	DL
72	Canon Boone	OL
6	Davon Booth	RB
24	Fluff Bothwell	RB
73	Jaekwon Bouldin	OL
4	DeAgo Brumfield	CB
5	Stonka Burnside	S
88	Jamil Burroughs	DL
24	Elijah Cannon	CB
30	Montrell Chapman	LB
94	Corey Clark	DL
55	Colin Coates	DL
39	Kallen Cosper	LS
20	Johnnie Daniels	RB
23	Seth Davis	RB
56	Wesley Davis	OL
35	Kalvin Dinkins	DL
65	Spencer Dowland	OL
3	Anthony Evans III	WR
80	Kyle Ferrie	K
0	Fatt Forrest	LB
22	Xavier Gayten	RB
18	Jaron Glover	WR
16	Derion Gullette	LB
14	Gracen Harris	WR
49	Marlon Hauck	K
46	Joseph Head Jr.	DL
97	Terrance Hibbler Jr.	DL
27	Red Hibbler	DL
84	Emeka Iloh	TE
82	Davian Jackson	WR
75	Jacoby Jackson	OL
14	Lo'Kavion Jackson	S
31	LaKendrick James	LB
77	Jayvin Q. James	OL
20	Jett Jefferson	CB
44	Branden Jennings	LB
29	Boogie Johnson	S
17	Kyle Johnson	CB
9	Ricky Johnson	WR
28	Tanner Johnson	S
1	Kelley Jones	CB
50	Koby Keenum	OL
17	Luke Kromenhoek	QB
3	Brylan Lanier	S
60	Matthew LeFeau	OL
26	Dwight Lewis III	CB
74	Jimothy Lewis Jr.	OL
58	TJ Lockhart	OL
11	Tyler Lockhart	LB
59	Alex Lopez	OL
13	Sanfrisco Magee	WR
13	Jahron Manning	S

NUMERICAL ROSTER

No.	Name	Pos.	Ht.	Wt.	Cl.	Exp.	Hometown	High School (Previous School)
0	Fatt Forrest	LB	6-2	235	RFr.	RS	Kilmichael, Miss.	Winona HS
0	Brenen Thompson	WR	5-9	170	Sr.	TR	Spearman, Texas	Spearman HS (Oklahoma)
1	Kelley Jones	CB	6-4	195	RSo.	1L	Clarksdale, Miss.	Clarksdale HS
1	Kamario Taylor	QB	6-4	230	Fr.	HS	Macon, Miss.	Noxubee County HS
2	Blake Shapen	QB	6-1	210	Gr.	RS	Shreveport, La.	Evangel Christian Academy (Baylor)
2	Isaac Smith	S	6-0	220	Jr.	2L	Fulton, Miss.	Itawamba Agricultural HS
3	Anthony Evans III	WR	5-11	180	Jr.	TR	Converse, Texas	Judson HS (Georgia)
3	Brylan Lanier	S	6-1	190	RSr.	1L	Tuscaloosa, Ala.	Paul W. Bryant HS (East Mississippi CC)
4	DeAgo Brumfield	CB	6-0	190	RSr.	RS	Cincinnati, Ohio	La Salle HS (Memphis)
4	Jordan Mosley	WR	6-0	195	RSr.	1L	Mobile, Ala.	McGill Toolen HS (Northwestern)
5	Stonka Burnside	S	6-0	200	So.	1L	Starkville, Miss.	Starkville HS
5	Max Reese	TE	6-3	250	RJr.	TR	Chicago, Ill.	Fenwick HS (Eastern Michigan)
6	Deonte Anderson	DL	6-3	280	RSr.	3L	Miami, Fla.	Fort Meade Senior HS
6	Davon Booth	RB	5-10	205	Gr.	1L	North Las Vegas, Nev.	El Monte (CA) HS (Utah State)
7	Markus Allen	WR	6-2	215	RSr.	TR	Dayton, Ohio	Northmont HS (Eastern Michigan)
7	Zakari Tillman	LB	6-2	235	Jr.	2L	Florence, Miss.	Florence HS
8	Malick Sylla	LB	6-6	255	Sr.	TR	Katy, Texas	Katy HS (Texas A&M)
8	Seydou Traore	TE	6-4	235	RSr.	1L	London, England	Clearwater Academy International (Arkansas State)
9	Ricky Johnson	WR	6-2	185	RFr.	RS	Warner Robins, Ga.	Houston County HS
9	Tony Mitchell	S	6-1	215	Jr.	JC	Alabaster, Ala.	Thompson HS (East Mississippi CC)
10	Cam Ball	TE	6-7	250	RJr.	1L	Glenn Dale, Md.	Gonzaga College High School (Buffalo)
10	Jalen Smith	LB	6-2	230	RSo.	TR	Grayson, Ga.	Grayson HS (Tennessee)
11	Tyler Lockhart	LB	6-2	225	Fr.	HS	Kilmichael, Miss.	Winona HS
11	Ayden Williams	WR	6-3	205	Jr.	TR	Ridgeland, Miss.	Ridgeland HS (Ole Miss)
12	Cam Thompson	WR	6-0	200	RJr.	TR	Youngstown, Ohio	Boardman HS (Northern Illinois)
13	Sanfrisco Magee	WR	6-2	200	RFr.	RS	McComb, Miss.	McComb HS
13	Jahron Manning	S	5-10	195	Sr.	TR	New Orleans, La.	Brother Martin HS (Old Dominion)
14	Gracen Harris	WR	5-11	175	Fr.	HS	Ennis, Texas	Ennis HS
14	Lo'Kavion Jackson	S	6-1	200	Fr.	HS	Reddick, Fla.	Mosley HS
15	Parker Puckett	QB	6-0	180	Fr.	HS	Flowood, Miss.	Jackson Prep
15	Jayven Williams	CB	6-2	185	RJr.	TR	Mobile, Ala.	Baker HS (Kennesaw State)
16	Derion Gullette	LB	6-3	240	RSo.	TR	Marlin, Texas	Teague HS (Texas)
17	Kyle Johnson	CB	5-11	185	Fr.	HS	Cotton Port, La.	Bunkie HS
17	Luke Kromenhoek	QB	6-4	220	So.	TR	Savannah, Ga.	Benedictine Military School (Florida State)
18	Jaron Glover	WR	6-1	205	RJr.	TR	Sarasota, Fla.	Riverview HS (Michigan State)
18	Sekou Smith Jr.	S	6-0	180	Fr.	HS	Miami, Fla.	Miami Central HS
19	Cyrus Reyes	S	6-1	200	So.	1L	Katy, Texas	Taylor HS
20	Johnnie Daniels	RB	5-10	200	Sr.	1L	Crystal Springs, Miss.	Crystal Springs HS (Copiah-Lincoln CC)
20	Jett Jefferson	CB	6-1	190	Jr.	JC	Tylertown, Miss.	Parklane Academy (East Central CC)
21	Hunter Washington	S	5-11	200	RSr.	3L	Katy, Texas	Katy HS (Florida State)
22	Kedrick Bingley-Jones	DL	6-4	320	RSr.	RS	Concord, N.C.	Providence Day HS (North Carolina)
22	Xavier Gayten	RB	6-0	205	So.	1L	Brookhaven, Miss.	Brookhaven HS
23	Seth Davis	RB	5-7	190	RSo.	1L	Katy, Texas	Katy HS
23	Trevion Williams	DL	6-4	295	RJr.	1L	Crystal Springs, Miss.	Crystal Springs HS
24	Fluff Bothwell	RB	5-10	230	So.	TR	Oneonta, Ala.	Oneonta HS (South Alabama)
24	Elijah Cannon	CB	6-0	180	RFr.	RS	Coconut Creek, Fla.	Coconut Creek HS
25	Ray Thomas	DL	6-4	300	Gr.	TR	Racine, Wis.	Washington Park HS (Northern Illinois)
26	Dwight Lewis III	CB	6-1	195	RSr.	TR	Fairborn, Ohio	Fairborn HS (Marian University)
26	Kolin Wilson	RB	5-9	190	Fr.	HS	Gulf Shores, Ala.	Gulf Shores HS
27	Red Hibbler	DL	6-2	275	Gr.	TR	Louisville, Miss.	Louisville HS (NC State)
28	Tanner Johnson	S	6-0	185	RJr.	1L	Kyle, Texas	Lehman HS
29	Boogie Johnson	S	6-2	200	RFr.	RS	Hooks, Texas	Hooks HS
30	Montrell Chapman	LB	6-3	230	Jr.	JC	Batesville, Miss.	South Panola HS (Mississippi Gulf Coast CC)
31	LaKendrick James	LB	6-2	250	Jr.	JC	Shelby, Miss.	Northside HS (Copiah-Lincoln CC)
32	AJ Rice	LB	6-1	240	Fr.	HS	Huntsville, Ala.	Madison Academy
33	DK McGruder	DB	6-2	175	RJr.	JC	Natchez Miss.	Adams County Christian School (Mississippi Gulf Coast CC)
34	Vic Sutton	S	6-3	215	RSo.	SQ	Madison, Miss.	Madison Central HS
35	Kalvin Dinkins	DL	6-2	320	RJr.	SQ	Lake, Miss.	Lake HS
36	Ja'Bryis Stewart	LB/S	6-1	215	Jr.	JC	Crystal Springs, Miss.	Crystal Springs HS (Mississippi Delta CC)
37	Nevaeh Sanders	LB	6-4	230	Gr.	TR	Flint, Mich.	Flint Powers Catholic HS (Northern Illinois)
38	Jaylen Antoine	CB	5-11	180	Fr.	HS	Bay St. Louis, Miss.	Bay HS
38	Nathan Tiyce	P	6-2	210	Fr.	HS	Gerringong, New South Wales	Tocal College
39	Kallen Cosper	LS	6-4	215	Fr.	HS	Kingwood, Texas	Kingwood Park HS

NUMERICAL ROSTER

No.	Name	Pos.	Ht.	Wt.	Cl.	Exp.	Hometown	High School (Previous School)
40	Nic Mitchell	LB	6-2	230	RSr.	3L	Jacksonville, Fla.	Mandarin HS
41	Tyshun Willis	LB	6-2	250	Fr.	HS	Camden, Miss.	Velma Jackson HS
42	Sam Paxton	TE	6-3	240	RSr.	SQ	Newellton, La.	Tensas Academy
42	DJ Reed	DL	6-4	285	RSo.	TR	Columbus, Ga.	Carver HS (Auburn)
43	Will Whitson	DL	6-5	295	Gr.	TR	Cincinnati, Ohio	Winton Woods HS (Coastal Carolina)
44	Branden Jennings	LB	6-3	240	RSr.	1L	Jacksonville, Fla.	Sandalwood HS (Hinds CC)
45	Ethan Myers	LS	6-1	220	RSr.	TR	Murfreesboro, Tenn.	Blackman HS (Chattanooga)
46	Joseph Head Jr.	DL	6-4	255	RSo.	1L	Lexington, Miss.	Holmes County Central HS
47	Sean Pleasant Jr.	DB	6-2	170	Fr.	HS	Austin, Texas	Pflugerville Connally HS
47	William Wilkinson	K	6-2	185	RFr.	RS	Oxford, Miss.	Oxford HS
48	Turner Reeves	LB	6-0	200	Fr.	HS	Flora, Miss.	Jackson Prep
49	Marlon Hauck	K	6-3	195	RJr.	SQ	Phoenix, Ariz.	Desert Vista HS (Southern Illinois)
50	Koby Keenum	OL	6-4	305	RSo.	TR	Florence, Ala.	Mars Hill Bible School (Kentucky)
51	Luke Work	OL	6-6	315	So.	1L	Somerville, Tenn.	Lausanne Collegiate School
52	Zack Owens	OL	6-6	340	RSo.	TR	McDonough, Ga.	Eagles Landing Christian Academy (Colorado)
53	Brennan Smith	OL	6-3	320	RSr.	TR	Pensacola, Fla.	Escambia HS (Austin Peay)
54	Blake Steen	OL	6-6	340	RJr.	TR	Miami, Fla.	St. Thomas Aquinas (Virginia)
55	Colin Coates	DL	6-2	320	Jr.	TR	Baltimore, Md.	Saint Frances HS (Charlotte)
55	Jakheem Shumpert-Perkins	OL	6-5	330	Jr.	JC	Plantersville, Miss.	Shannon HS (NW Mississippi CC)
56	Wesley Davis	OL	6-4	300	RJr.	SQ	Collierville, Tenn.	Briarcrest Christian HS
58	TJ Lockhart	OL	6-5	360	RFr.	RS	Kilmichael, Miss.	Winona HS
59	Alex Lopez	OL	6-6	295	RFr.	RS	Cleveland, Miss.	Bayou Academy
60	Matthew LeFeau	OL	6-5	350	Jr.	JC	Tacoma, Wash.	Washington HS (Shasta College)
61	Trevor Mayberry	OL	6-3	325	Gr.	TR	Tampa, Fla.	Jesuit HS (Stanford)
65	Spencer Dowland	OL	6-6	300	Fr.	HS	Athens, Ala.	Athens HS
70	Breyden Turnage	OL	6-7	320	Fr.	HS	Dyersburg, Tenn.	Dyersburg HS
71	Saquon Miles	OL	6-5	320	Jr.	JC	Greenville, Ala.	Greenville HS (Hinds CC)
72	Canon Boone	OL	6-4	315	RSr.	2L	Kemah, Texas	Dickinson HS
73	Jaekwon Bouldin	OL	6-6	340	RJr.	TR	Canton, Miss.	Canton HS (Purdue)
74	Jimothy Lewis Jr.	OL	6-6	320	RFr.	RS	Ridgeland, Miss.	IMG Academy
75	Jacoby Jackson	OL	6-6	320	RSr.	1L	Arlington, Texas	Mansfield Summit HS (Texas Tech)
76	Albert Reese IV	OL	6-7	330	RSr.	3L	Edmonton, Alberta	Clearwater Academy International
77	Jayvin Q. James	OL	6-5	320	RSo.	TR	Deerfield Beach, Fla.	Blanche Ely HS (Akron)
80	Kyle Ferrie	K	6-1	205	Jr.	2L	Searcy, Ark.	Harding Academy
81	Bull Mitchell	WR	5-11	210	Fr.	HS	Fort Valley, Ga.	Houston County HS
82	Davian Jackson	WR	6-1	185	Fr.	HS	New Iberia, La.	Westgate HS
83	Ferzell Shepard	WR	6-2	170	Fr.	HS	Baton Rouge, La.	Scotlandville Magnet HS
84	Emeka Iloh	TE	6-9	265	Jr.	JC	Peachtree, Ga.	McIntosh HS (Coahoma CC)
87	Sam West	TE	6-4	250	RSo.	TR	Greensburg, Ind.	Greensburg Community HS (Indiana)
88	Jamil Burroughs	DL	6-3	330	RSr.	TR	Powder Springs, Ga.	McEachern HS (Miami)
88	Joseph Skipworth	TE	6-5	225	Fr.	HS	Pace, Fla.	Pace HS
88	Ethan Pulliam	P	6-1	190	RSo.	SQ	Starkville, Miss.	Starkville HS
89	Jessie Primer IV	WR	6-0	175	Fr.	HS	Canton, Miss.	Canton Academy HS
90	Kai McClendon	DL	6-2	315	So.	1L	Gulfport, Miss.	Gulfport HS
92	Jaray Bledsoe	DL	6-4	315	RJr.	TR	Marlin, Texas	Marlin HS (Texas)
94	Corey Clark	DL	6-4	310	RJr.	1L	Birmingham, Ala.	Minor HS (NE Mississippi CC)
97	Terrance Hibbler Jr.	DL	6-3	310	RFr.	RS	Lexington, Miss.	Holmes County Central HS
98	Ashun Shepphard	DL	6-3	295	Sr.	1L	Brandon, Miss.	Brandon HS (East Mississippi CC)
99	Diesel Moye	DL	6-5	345	RJr.	JC	Phenix City, Ala.	Smiths Station HS (Tyler JC)

ALPHABETICAL ROSTER

No.	Name	Pos.
61	Trevor Mayberry	OL
90	Kai McClendon	DL
33	DK McGruder	DB
71	Saquon Miles	OL
81	Bull Mitchell	WR
40	Nic Mitchell	LB
9	Tony Mitchell	S
4	Jordan Mosley	WR
99	Diesel Moye	DL
45	Ethan Myers	LS
52	Zack Owens	OL
42	Sam Paxton	TE
47	Sean Pleasant Jr.	DB
89	Jessie Primer	WR
15	Parker Puckett	QB
88	Ethan Pulliam	P
42	DJ Reed	DL
5	Max Reese	TE
76	Albert Reese IV	OL
48	Turner Reeves	LB
19	Cyrus Reyes	S
32	AJ Rice	LB
37	Nevaeh Sanders	LB
2	Blake Shapen	QB
83	Ferzell Shepard	WR
98	Ashun Shepphard	DL
55	Jakheem Shumpert-Perkins	OL
88	Joseph Skipworth	TE
53	Brennan Smith	OL
18	Sekou Smith Jr.	S
2	Isaac Smith	S
10	Jalen Smith	LB
54	Blake Steen	OL
36	Ja'Bryis Stewart	LB/S
34	Vic Sutton	S
8	Malick Sylla	LB
1	Kamario Taylor	QB
25	Ray Thomas	DL
0	Brenen Thompson	WR
12	Cam Thompson	WR
38	Nathan Tiyce	P
7	Zakari Tillman	LB
8	Seydou Traore	TE
70	Breyden Turnage	OL
21	Hunter Washington	S
87	Sam West	TE
43	Will Whitson	DL
47	William Wilkinson	K
11	Ayden Williams	WR
15	Jayven Williams	CB
23	Trevion Williams	DL
41	Tyshun Willis	LB
26	Kolin Wilson	RB
51	Luke Work	OL

PRONUNCIATION GUIDE

3	**Brylan Lanier**	BRY-lynn	Luh-near
6	**Davon** Booth		DUH-von
7	**Zakari** Tillman		ZUH-car-E
8	**Malick Sylla**	muh-LEEK	SILL-uh
8	**Seydou Traore**	Say-Do	TRY-or-A
13	**Jahron** Manning		Juh-Ron
14	**Lo'Kavion** Jackson		Low-kay-vee-ON
16	**Derion Gullette**	dair-EE-on	guh-LET
17	Luke **Kromenhoek**		Chrome-n-HAWK
18	**Jaron** Glover		juh-ron
18	**Sekou** Smith Jr.		SAY-koo
22	**Kedrick** Bingley-Jones		KEY-drick
22	**Xavier Gayten**	EX-zay-vee-er	Gay-Ten
24	Fluff **Bothwell**		Bawth-well
36	**Ja'Bryis** Stewart		JUH-bry-is
37	**Nevaeh** Sanders		NAH-vay
38	Nathan **Tiyce**		Tice
41	**Tyshun** Willis		Ty-SHUN
49	Marlon **Hauck**		Hawk
55	**Jakheem** Shumpert-Perkins		Ja-KEEM
60	Matthew **LeFeau**		Le-Fye-el
73	**Jaekwon** Bouldin		JAY-kwon
84	Emeka **Iloh**		E-low
88	Ethan **Pulliam**		Pull-E-um
90	**Kai** McClendon		Ky
98	**Ashun** Shepphard		Auh-Shawn

MISSISSIPPI STATE vs. TEXAS A&M

LAST MEETING vs. TEXAS A&M

Oct. 19, 2024 | Starkville, Miss. | Davis Wade Stadium | (50,127)
Texas A&M 34
Mississippi State 24

Scoring	1	2	3	4	-	F
Texas A&M	7	14	10	3	-	34
Mississippi State	7	10	0	7	-	24

Scoring Summary

First Quarter
09:36 MSU Booth 14 yd pass from Van Buren Jr. (Ferrie kick), 12-92, 05:13 0-7
02:41 TAMU Thomas 20 yd pass from Weigman (Bond kick), 13-74, 06:49

Second Quarter
10:29 TAMU Moss 9 yd rush (Bond kick), 7-81, 02:36
06:30 MSU Ferrie 24 yd FG 9-69, 03:59 14-10
01:48 TAMU Daniels 6 yd rush (Bond kick), 4-28, 01:43
00:21 MSU Craver 4 yd pass from Van Buren Jr. (Ferrie kick), 8-75, 01:27

Third Quarter
07:10 TAMU Bond 28 yd FG 17-64, 07:50 24-17
03:24 TAMU Moss 3 yd rush (Bond kick), 4-32, 01:59

Fourth Quarter
13:41 MSU Coleman Jr. 12 yd pass from Van Buren Jr. (Ferrie kick), 3-12, 01:14
06:13 TAMU Bond 44 yd FG 7-41, 03:42

Rushing (No.-Yds-TD)
MSU: Booth, 12-79-0; Daniels, 13-50-0; Gayten, 1-2-0; Van Buren Jr., 9- -1-0; Craver, 1- -5-0
TAMU: Moss, 17-65-2; Daniels, 12-47-1; Weigman, 3-14-0; Barber, 1-6-0; Smith, 2-5-0

Passing (C-A-I-TD / Yds)
MSU: Van Buren Jr., 22-41-1-3 / 242
TAMU: Weigman, 15-25-2-1 / 217

Receiving (No.-Yds-TD)
MSU: Coleman Jr., 8-89-1; Craver, 5-42-1; Akharaiyi, 3-45-0; Traore, 3-38-0; Booth, 2-31-1; Daniels, 1- -3-0
TAMU: Barber, 6-92-0; Thomas, 2-37-0; Allen, 2-16-0; Watson, 1-26-0; Walker, 1-16-0; Daniels, 1-14-0; Moss, 1-11-0; Smith, 1-5-0

Defense (Tkls-Sks)
MSU: Smith, 12-0.0; Mitchell, 10-0.0; Blanton, 9-0.0
TAMU: York, 12-0.5; Brooks, 9-0.0; Sanford, 7-0.0

Turnovers (TO, No.-Yds)
MSU: Washington, INT, 1-0; Tillman, INT, 1-0
TAMU: Williams, INT, 1-32

INSIDE THE SERIES

19th All-Time Meeting
Series Tied 9-9
In Starkville: MSU leads 4-3
In Bryan-College Station: TAMU leads 4-3
at Neutral Sites: Tied 2-2
Most MSU Points: 48 (2014)
Most TAMU Points: 51 (2013 & 2023)
Most Combined Points: 92 (2013)
Largest MSU Win: 35-14 (10-28-2017)
Largest Loss: 51-10 (11-11-2023)
Current Streak: Texas A&M - 2 games
Longest Winning Streak: 3 games (2016-2018)
Longest Losing Streak: 2 games (3x, 12-13, 19-20, 23-24)

LAST 10 MEETINGS

Date	Location	Result	Score
Oct. 19, 2024	Starkville	L	34-24
Nov. 11, 2023	College Station	L	51-10
Oct. 1, 2022	Starkville	W	42-24
Oct. 2, 2021	College Station	W	26-22
Oct. 17, 2020	Starkville	L	28-14
Oct. 26, 2019	College Station	L	49-30
Oct. 27, 2018	Starkville	W	28-13
Oct. 28, 2017	College Station	W	35-14
Nov. 5, 2016	Starkville	W	35-28
Oct. 3, 2015	College Station	L	30-17

TOP PERFORMANCES VS. TEXAS A&M

100+ Yard Rushers (7)

182 (20)	Nick Fitzgerald	11-05-2016
154 (16)	Dak Prescott	11-09-2013
150 (21)	Kylin Hill	10-26-2019
143 (16)	Dontae Walker	12-31-2000
139 (24)	Aeris Williams	11-05-2016
107 (17)	Josh Robinson	10-04-2014
105 (18)	Nick Fitzgerald	10-28-2017

100+ Yard Receivers (4)

134 (5)	Rara Thomas	10-01-2022
130 (3)	Stephen Guidry	10-27-2018
126 (13)	Makai Polk	10-02-2021
103 (11)	Fred Ross	10-03-2015

300+ Yard Passers (2)

408	Will Rogers	10-02-2021
329	Will Rogers	10-01-2022

STAT COMPARISON

	Mississippi State			Texas A&M		
Category	FBS Rank	SEC Rank	Total	FBS Rank	SEC Rank	Total
3rd Dwn Conv. Pct.	34	7	0.471	125	16	0.306
3rd Dwn Conv. Pct. Defense	32	7	0.324	10	4	0.246
4th Dwn Conv. Pct.	30	7	0.700	55	8	0.600
4th Dwn Conv. Pct. Defense	52	8	0.500	52	8	0.500
Blocked Kicks	19	2	1	--	--	--
Blocked Punts	11	1	1	--	--	--
Completion Pct.	52	9	0.654	103	15	0.597
Penalities Per Game	134	15	9.4	135	16	9.5
Penalty Yards (per game)	136	16	427 (85.4)	109	9	309 (77.3)
Fumbles Lost	19	4	1	1	1	0
Passing Offense	73	12	226.0	23	6	294.3
Passing Yards Per Comp.	42	11	12.70	7	2	15.29
Passing Yards Allowed	27	5	170.2	49	9	190.0
Punt Returns	44	8	11.08	9	2	19.00
Red Zone Defense	28	3	0.769	105	16	0.923
Red Zone Offense	19	6	0.952	1	1	1.000
Rushing Defense	63	11	135.4	42	10	117.3
Rushing Offense	35	6	203.8	61	10	169.5
Sacks Allowed	90	11	2.20	52	10	1.50
Scoring Defense	32	9	17.6	72	13	24.0
Scoring Offense	21	5	38.6	41	8	35.8
Team Sacks Per Game	106	12	1.40	6	3	3.50
Team Time of Possession	122	15	26:43	64	11	30:23
Total Defense	33	8	305.6	35	9	307.3
Total Offense	50	11	429.8	23	6	463.8
Turnover Margin	14	2	1.20	84	10	-0.25

THE NOTEBOOK VS. TENNESSEE

General Notes

» Mississippi State and Tennessee met for the 48th time, and the 11th time in Starkville. This was the first meeting in Starkville since 2012.

» Tennessee now leads the all-time series, 31-16-1.

» When the game is played in Starkville, Tennessee now leads, 6-5.

» Uniform Combo: Mississippi State wore all white with the Maroon Interlocking logo on the helmet. The uniform is a tribute to the 2000 "Snow Bowl" team.

» This is the first time since 2023 that State has worn the Interlocking logo when they wore them against Kentucky.

» It's just the 8th time ever wearing the Interlocking logo on a white helmet, and the first time since 2002

» **Attendance**: 60,417

» The game was officially called a sellout

» This was the largest attendance at Davis Wade Stadium since Nov. 12, 2022, when State hosted #1 Georgia.

» This was the 19th largest crowd in Davis Wade Stadium history

» Mississippi State has scored in 61 consecutive games dating back to October 21, 2020.

» The Bulldogs fell to 3-1 at Davis Wade Stadium in 2025.

» This was the first time Mississippi State has gone to overtime since their game against Arizona on Sept. 9, 2023.

» Mississippi State won the coin toss in overtime and elected to defend first.

Game Captains & Coin Toss

» Game Captains for State: #6 Davon Booth (RB), #40 Nic Mitchell (LB), #76 Albert Reese IV (OL)

» Mississippi State won the toss and elected to receive.

» Mississippi State has received the opening kickoff in 21 of the last 22 games and 17 of 18 games under Coach Lebby.

» Mississippi State is 8-9 on the coin toss under Jeff Lebby.

Offensive Team Notes

» Mississippi State has outscored its opponents 62-16 in the first quarter this season and 103-40 in the first half.

» Mississippi State has already had two 100-yard rushing games this season, tying the total in 2023 and 2024.

» The 198 rushing yards ties Georgia's total this season as the most rushing yards against Tennessee.

» The Bulldogs have run for at least 180 yards in four of their five games this season.

» MSU's 57 rushing attempts were tied for seventh most since 1995.

Offensive Player Notes

Blake Shapen

» Has thrown a touchdown pass in 20 consecutive games. After Iowa State's Rocco Becht failed to throw a touchdown pass against Arizona on Sept. 27, Shapen's streak is the longest in college football.

» Extended his consecutive start streak to 30 games.

Fluff Bothwell

» Bothwell made his first career start.

» Bothwell ran for 134 yards, the second game in a row that he has ran for 100+ yards.

» This was the second highest total of his career (143 yards at USA)

» Bothwell had two rushing touchdowns, bringing his team-high season total to six.

» This was his third multi-touchdown game this season, and the eighth time in his career.

» Became the 15th MSU player since 1995 to have three multi-touchdown games on the ground in the same season.

Davon Booth

» Booth's 5-yard touchdown in the second quarter was his third touchdown in the last two games.

Seydou Traore

» Scored a 2-yard touchdown, which gives him touchdown receptions in back-to-back games.

Jordan Mosley

» Mosley had three receptions, which is his most in a single game this season.

Anthony Evans III

» With Evans' five receptions, he now has had at least four receptions in every game this season.

Defensive Team Notes

» Mississippi State only allowed Tennessee 3 offensive points in the first quarter which is the lowest UT has scored all season in the first quarter ... Tennessee averages 20.8 points in the first quarter.

» This was the fifth straight game that the Bulldogs have not allowed a first quarter offensive touchdown to open a season, which is the first time since 2018.

» State has recorded a sack in five straight games to start the season ... In 2023, State recorded a sack in seven straight games to open the season.

» First time since 2021, that MSU has opened a season with an interception in each of their first five games ... In 2021, State had an interception in each of its first five games.

» The Bulldogs picked up their third multi-turnover game of the season.

Defensive Player Notes

Tyler Lockhart

» Recorded his first QB hurry (2).

Jahron Manning

» Earned his first interception as a Bulldog.

Zakari Tillman

» Registered his first sack of the season.

» Secured his first interception of the season in the fourth quarter.

» Led the team in tackles for loss (2).

Brylan Lanier

» Collected the first pass breakup of his career.

Branden Jennings

» Led the team in tackles with 10 and was the first State player of the year to record double digit tackles.

Special Teams Notes

Kyle Ferrie

» Ferrie was 4-4 in PATs, extending his streak to 51 straight makes.

» He is 88-for-89 in PATs in his career.

» Ferrie's 51-yard field goal in the second quarter was his second made field goal over 50 yards.

» Both of his field goals of 50+ yards have come this season with his 55-yard record setting kick against Southern Miss.

» Ferrie went 2-3 on FG's with makes of 51 and 38. His lone miss came at 42 yards.

» Those two field goals were Ferrie's 31st and 32nd made FGs and now is tied for 5th place all time with Jace Christmann and Derek DePasquale.

» Ferrie's 10 points this game moves him into 10th place all-time in Mississippi State history passing Westin Graves and moves within two points of eighth place.

Ethan Pulliam

» Had a career-long 67-yard punt that was downed at the 1-yard line.

» His first punt of the day resulted in a muffed punt with the Bulldogs recovering.

» Had two punts go for over 50 yards, and three that landed inside the 20-yard line.

Explosive Plays (3) *(plays of 20+ yards)*

Fluff Bothwell

» 20-yard run, second quarter

Ayden Williams

» 49-yard reception from Shapen, fourth quarter

Anthony Evans III

» 21-yard reception from Shapen, fourth quarter

BULLDOGS IN THE NFL (19)

as of September 18

Name	Pos.	Exp.	Current Team
Denico Autry *	DE	12	Houston
Logan Cooke	P	8	Jacksonville
Charles Cross	OT	4	Seattle
Jaden Crumedy	DT	2	Carolina
Martin Emerson Jr. *	CB	4	Cleveland
Emmanuel Forbes Jr.	CB	3	LA Rams
Willie Gay Jr.	ILB	6	Miami
J.T. Gray ^*	S	8	Baltimore
Elgton Jenkins	OG	7	Green Bay
Chris Jones	DT	10	Kansas City
Tyre Phillips ^	OL	4	Cleveland
Dak Prescott	QB	10	Dallas
Decamerion Richardson	CB	2	Las Vegas
Jeffery Simmons	DT	7	Tennessee
Darius Slay	CB	13	Pittsburgh
Preston Smith	DE	10	Washington
Montez Sweat	DE	7	Chicago
Nathaniel Watson *	LB	2	Cleveland
Tyrus Wheat	DE	3	Detroit

** Reserve / Injured // ^ Practice Squad*

BULLDOG GRADUATES (17)

Name	Degree Earned	School
Deonte Anderson	Business Administration	MSU
Kedrick Bingley-Jones	Community College Education	UNC
Canon Boone	Business Administration	MSU
Davon Booth	Psychology	MSU
Wesley Davis	Business Administration	MSU
Jacoby Jackson	Interdisciplinary Studies	MSU
Brylan Lanier	Interdisciplinary Studies	MSU
Trevor Mayberry	Science Technology and Society	STAN
Nic Mitchell	Business Administration	MSU
Jordan Mosley	Business Administration	MSU
Ethan Myers	Business Administration	CHAT
Albert Reese IV	Business Administration	MSU
Blake Shapen	Interdisciplinary Studies	MSU
Brenen Smith	Business Administration	UTEP
Ray Thomas	Applied Leadership	NIU
Seydou Traore	Interdisciplinary Studies	MSU
Hunter Washington	Interdisciplinary Studies	MSU

THE NOTEBOOK

Best Small Town In The South

» Starkville has been named the "Best Small Town In The South" each of the last two years.

» Featured nationally in Southern Living, New York Post, and Miami Herald.

» Unmatched community support, great quality of life, and full buy-in for Mississippi State Football.

New Crossroads District Coming To Starkville

» A new 15-acre district featuring a boutique hotel, restaurants and retail stores on the land between the MSU campus and the Cotton District, developers announced Aug. 20. It is to be named the Crossroads District. More info can be found **HERE**.

» It will be a multi-year and multi-phased project that will connect Starkville and Mississippi State like never before. The project is led and anchored by Hotel Madelon, a Marriott tribute portfolio hotel with construction set to begin in October.

» Hotel Madelon is named after Mississippi State's first fight song.

Facility Enhancements

» A new Indoor Practice Facility project was announced back in May and is backed by Howard Industries. The facility will be named in honor of Billy W. Howard Sr., a beloved alumnus, former student-athlete, and pillar of the MSU community.

» The new facility includes a new 110,000-sq. ft. indoor training facility. Additionally, there will be renovations and expansions to the current Leo Seal Jr. Football Complex that will enhance key areas such as sports medicine, nutrition and locker rooms. The project includes specialized areas for sports science, designed to advance recovery, reduce injuries, and optimize performance.

» Construction is expected to begin in 2027. More Information can be found **HERE**.

Coaching Staff Updates

» Mississippi State added two assistant coaches from Colorado to its staff in 2025. Joining the Bulldogs are **Vincent Dancy** (Defensive Ends & Outside Linebackers) and **Phil Loadholt** (offensive line). State also added former head coaches, **Mike MacIntyre** and **Paul Rhoads**, as Senior Defensive Analysts.

» **Vincent Dancy** is a Mississippi native and spent the past two seasons on Deion Sanders' staff at Colorado. After serving as an analyst in 2023, he was promoted to defensive ends coach in 2024, where his unit ranked 13th and 16th nationally in both sacks and tackles for loss. Dancy and Coach Lebby had not worked together before this season.

» **Phil Loadholt**, who worked with Lebby at Oklahoma, Ole Miss and UCF, got his first offensive line job at Colorado in 2024. Loadholt's o-line led the Big 12 and ranked fourth nationally in passing offense.

» Additional coaching updates include **Anthony Tucker** adding the role of Pass Game Coordinator to his responsibilities, along with **Jon Cooper** adding Run Game Coordinator to his responsibilities.

The Emotional Return of Seth Davis

» In one of the most inspiring moments in Davis Wade Stadium history, Seth Davis made his return to the field late against Alcorn State.

» It was his first game action since a gruesome leg injury suffered on Nov. 23, 2023 against Ole Miss.

» 660 days later, No. 23 Seth Davis rushed 23 yards up the middle for a touchdown, his first score since Oct. 7, 2023. He ended the game vs. Alcorn with 2 carries for 31 yards and the touchdown and earned the game ball for all the hard work he put in to get to this moment. A video of the post game locker room game ball celebration can be seen **HERE**.

Age Is Just A Number

» Mississippi State's true freshman punter **Nathan Tiyce** is one of 13 FBS players in 2025 born in the 90s.

» Of the 13 players born in the 90s, five are freshmen.

» Tiyce is Mississippi State's oldest player, and the 12th oldest nationally.

» Four players in the SEC were born in the 90s: Nathan Tiyce, MSU (P), Monte Harrison, Arkansas (WR), Wilson Berry, Kentucky (P) and Jackson Ross, Tennessee (P).

An Experienced Roster

» Mississippi State is one of three FBS schools with at least 30 seniors or graduates on its roster. The list includes: Colorado (38), Mississippi State (30) and Oklahoma State (30).

» Mississippi State is on the older side in terms of the number of players in at least their sixth season of college football.

» In 2025, Mississippi State is one of 12 teams nationally that have at least five players on its roster in their sixth season of college football. State is tied with Hawai'i with five, while Virginia leads the way with 19.

Welcome To Starkville

» Mississippi State has nine players on its roster who played against the Bulldogs at some point in their careers. Those players are: Anthony Evans III, Malick Sylla, Jalen Smith, Ayden Williams, Derion Gullette, DJ Reed, Koby Keenum, Jacoby Jackson and Jaray Bledsoe.

OFFENSIVE STAT NOTABLES

100+ Yard Rushing Games

Player	2021	2022	2023	2024	2025	Career
Fluff Bothwell	--	--	--	4	2	6
Davon Booth	--	--	3	2	--	5

2+ Rushing Touchdown Games

Player	2021	2022	2023	2024	2025	Career
Fluff Bothwell	--	--	--	5	3	8
Davon Booth	--	--	2	--	1	3

100+ Yard Receiving Games

Player	2021	2022	2023	2024	2025	Career
Markus Allen	--	--	--	2	--	2
Jordan Mosley	--	--	--	2	--	2
Anthony Evans III	--	--	--	--	1	1
Brenen Thompson	--	--	--	--	1	1
Cam Thompson	--	--	--	1	--	1
Seydou Traore	--	1	--	--	--	1

2+ Receiving Touchdown Games

Player	2021	2022	2023	2024	2025	Career
Brenen Thompson	--	--	--	--	1	1

300+ Yard Passing Games

Player	2021	2022	2023	2024	2025	Career
Blake Shapen	--	2	3	1	--	6

3+ Passing Touchdown Games

Player	2021	2022	2023	2024	2025	Career
Blake Shapen	1	1	1	1	1	5
Luke Kromenhoek	--	--	--	1	--	1

Career 300+ Yard Passing Games

Blake Shapen (6)

Date	Yards (TD)	Comp-Att-Int	Opponent
Oct. 1, 2022	345 (2)	28-40-2	vs. Oklahoma State
Oct. 13, 2022	326 (2)	14-22-0	at West Virginia
Oct. 7, 2023	324 (1)	22-38-0	Texas Tech
Sept. 14, 2024	319 (2)	28-39-1	Toledo
Oct. 21, 2023	316 (1)	25-42-0	at Cincinnati
Sept. 2, 2023	303 (2)	21-31-0	Texas State

Career 100+ Yard Rushing Games

Davon Booth (5)

Date	Yards (TD)	Attempts	Opponent
Oct. 7, 2023	141 (2)	14	Colorado State
Nov. 9, 2024	125 (1)	20	at #7 Tennessee
Nov. 18, 2023	125 (0)	12	Boise State
Nov. 23, 2024	124 (1)	12	at Missouri
Sept. 23, 2023	103 (0)	21	James Madison

Fluff Bothwell (6)

Date	Yards (TD)	Attempts	Opponent
Sept. 12, 2024	143 (2)	7	Northwestern St.
Sept. 27, 2025	134 (2)	23	#15 Tennessee
Oct. 26, 2024	119 (2)	17	ULM
Sept. 19, 2024	116 (2)	14	at App State

THE NOTEBOOK

Fastest Player In Football

» **Brenen Thompson** found himself on the annual "Freaks List" by Bruce Feldman for his insane speed.

» Over the summer **Thompson was clocked at a blazing 23.7 mph**, fastest mark on the team.

» Per an NCAA Track article published in June of 2025 (found here), Thompson's 23.7 mph would be faster than Tyreek Hill's registered top speed of 23.34 in 2016.

» Thompson is part of an elite club that includes Tyreek Hill and Raheem Mostert as the only players to top 23 mph since 2020.

» In 2024, the fastest mph mark, according to NFL Next Gen Stats, was KaVontae Turpin in week 11 when he was clocked at 22.36 mph on a 64-yard touchdown reception.

» **Brenen Thompson** reunites with Coach Lebby after playing for him in 2023 at Oklahoma.

Lefty-Lefty Specialists

» Mississippi State's special teams will trot out a kicker and a punter in 2025 that both kick left footed.

» **Kyle Ferrie**, a left footed kicker, will handle the place kicking duties for the third consecutive year.

» Mississippi State is the only FBS program with both a lefty kicker and a lefty punter handling the primary kicking duties. Stanford has a backup kicker/punter who is also a lefty.

» **Ethan Pulliam**, a former starting second baseman for the Mississippi State baseball team, kicks left footed.

Team Quick Hits

» Mississippi State is playing its 126th season of football in 2025 and its second under the direction of head coach **Jeff Lebby**.

» In less than two years under Coach Lebby, over 100 new players have been added to the roster and only 18 players remain from the 2023 roster.

» With the addition of long-time NFL tackle **Phil Loadholt** as the team's new offensive line coach, priority number one was to get bigger in the trenches. Before Loadholt took over, State's offensive line averaged just 311 pounds ... Since Loadholt has taken over, the offensive line weighs an average of 325 pounds. In both 2024 and 2025, the average height of the offensive line is just over 6-5. The average size of the offensive line in the SEC is 319.9 pounds and the average height is 6' 4.8".

» Mississippi State is one of four teams nationally that will play seven teams in the Preseason AP Top 25. Florida, LSU and Oklahoma join them. In 2024, State played six teams in the Preseason AP Top 25 Poll.

» Head coach Jeff Lebby's 2025 Leadership Council: **Kedrick Bingley-Jones**, **Jacoby Jackson**, **Branden Jennings**, **Nic Mitchell**, **Albert Reese IV**, **Blake Shapen**, **Isaac Smith**, **Brenen Thompson**, **Seydou Traore**, and **Hunter Washington**.

» Mississippi State opened the game against Northern Illinois on defense after NIU elected to receive. It snapped a streak of 19 straight games receiving the opening kickoff.

» Under head coach **Jeff Lebby**, Mississippi State has started the game on offense in 16 of 17 games.

» Mississippi State has received the opening kickoff in 20 of its last 21 games.

» The Bulldogs are 8-9 on the coin toss since the start of the 2024 season.

» Mississippi State has scored in 61 consecutive games dating back to Oct. 21, 2020.

» Mississippi State earned its first non-conference AP Top 15 home win since 1991 when State defeated #12 Arizona State on Sept. 6.

» Following Fluff Bothwell's 134 rushing yards against Tennessee on Sept. 27, Mississippi State is the first team since Mizzou in 2017 to have a running back rush for 120+ yards against Tennessee in consecutive seasons. Davon Booth has 125 against the Vols in 2024.

» Tennessee has allowed 100+ yards rushing to a single back just three times since 2024, two of those 100-yard games have been by Mississippi State.

» Mississippi State leads the SEC in completed passing plays over 40-yards with 10, and over 50-yards with 5.

» State's 34 points in its SEC opener against #15 Tennessee was the most points for the Bulldogs in an SEC opener since scoring 44 at #6 LSU in 2020.

Nov. 23, 2024	104 (1)	6	at Southern Miss.
Sept. 20, 2025	101 (0)	17	Northern Illinois

Career 100+ Yard Receiving Games

Jordan Mosley (2)

Date	Yards (TD)	Receptions	Opponent
Nov. 2, 2024	107 (0)	4	UMass
Aug. 31, 2024	104 (1)	5	Eastern Kentucky

Markus Allen (2)

Date	Yards (TD)	Receptions	Opponent
Nov. 20, 2024	187 (1)	9	Buffalo
Oct. 19, 2024	140 (1)	7	Central Michigan

Anthony Evans (1)

Date	Yards (TD)	Receptions	Opponent
Sept. 6, 2025	108 (1)	9	#12 Arizona State

Brenen Thompson (1)

Date	Yards (TD)	Receptions	Opponent
Sept. 6, 2025	133 (2)	6	#12 Arizona State

Cam Thompson (1)

Date	Yards (TD)	Receptions	Opponent
Oct. 26, 2024	128 (1)	8	at Ball State

Seydou Traore (1)

Date	Yards (TD)	Receptions	Opponent
Sept. 17, 2022	120 (1)	6	@ Memphis

THE NOTEBOOK

Individual Quick Hits

» **Blake Shapen** is 1 of 3 quarterbacks nationally to have started a game in at least five straight seasons (2021-25). The others are Jalon Daniels of Kansas who will have started a game in six straight seasons (2020-25) and Nicholas Vattiato of Middle Tennessee State (2021-25).

» **Blake Shapen** has thrown a touchdown pass in 20 consecutive games dating back to 2022. It's the longest active streak in America ... Blake took over the FBS lead on Sept. 27 following Iowa State's Rocco Becht failing to passing a touchdown pass.

Player	School	Active Streak
Blake Shapen	Mississippi State	20
Joey Aguilar	Tennessee	17
Diego Pavia	Vanderbilt	15

» **Blake Shapen** has thrown a touchdown pass in 30 of the 36 career games he has played in.

» After leading the SEC in tackles in 2024, **Isaac Smith** leads Mississippi State in tackles (28) through five weeks while also ranking 13th in the SEC.

Score From Far

» "**Score From Far**" is a term you'll hear inside the MSU Football building. State scored 12 offensive touchdowns of 30+ yards in 2024. It was the most explosive play touchdowns for Mississippi State since 2016 when they scored 16 touchdowns.

» In 2025, The Bulldogs have scored six touchdowns of 30+ yards, with all six being greater than 40 yards.

» State's longest scoring play this season was a 75-yard reception by Jordan Mosely from Blake Shapen against Alcorn State on the second play of the game.

» The Bulldogs opened the 2025 campaign with a 55-yard touchdown pass from Blake Shapen to Seydou Traore on the opening drive of the game.

Quick Strike Offense

» Mississippi State has scored 11 touchdowns in under two minutes this season. **Luke Kromenhoek's TD run in the 4th quarter vs. Alcorn State will say 5 minutes but that is due to both teams agreeing to play 10 minute quarters and the NCAA software requires the five minutes to be given to the team on offense.*

» State has had 13 scoring drives of 5 plays or less this season.

» State has had 4 scoring drives of 2 plays or less this season.

» In 2024, State scored 15 offensive touchdowns in less than two minutes. The Bulldogs also had 14 scoring drives of 5 plays or less.

» Under Jeff Lebby, State has 18 offensive touchdowns of 30+ yards.

» Mississippi State is 2nd in the SEC in scrimmage plays of 40+ yards with 10.

100-Yard Receivers Under Lebby

» Brenen Thompson & Anthony Evans III became the second & third wide receivers during Coach Lebby's tenure at State to earn their first career 100-yard receiving game.

» Thompson's first career 100-yard game was highlighted by a pair of 45+ yard touchdown receptions, including the game-winning 58-yard catch and run to complete the upset of #12 Arizona State at home. State's first home non-conference AP Top 15 victory since 1991.

» Anthony Evans III also used an explosive play to earn his first career 100-yard game. Blake Shapen connected with Evans on a 48-yard catch and run for State's first points against Arizona State in less than two minutes.

Defensive Improvements In 5 Games

» In the first five games of 2024, Mississippi State's defense was allwoing 438.0 yards per game. This season, Mississippi State's defense is allowing 305.6 yards per game ... 132.4 yards per game less through four games this season.

» State's rush defense has been a big reason for the teams overall improvements. After allowing 213.0 yards per game on the ground in 2024, this season opponents are averaging just 135.4.

» Mississippi State already has 7 sacks and 24 tackles for loss through five games after having just 5 sacks and 19 TFLs at this point in the season a year ago.

» Through five games, Mississippi State has not allowed a first quarter offensive touchdown. State is outscoring teams 62-16 in the opening frame.

DEFENSIVE STAT NOTABLES

Double-Digit Tackle Games

Player	2021	2022	2023	2024	2025	Career
Isaac Smith	--	--	--	7	--	7
Jahron Manning	--	--	--	4	--	4
Nic Mitchell	--	--	--	3	--	3
Ray Thomas	--	--	1	--	--	1
Jayven Williams	--	--	1	--	--	1
Branden Jennings	--	--	--	--	1	1

15+ Tackle Games

Player	2021	2022	2023	2024	2025	Career
Isaac Smith	--	--	--	3	--	3

2+ Sack Games

Player	2021	2022	2023	2024	2025	Career
Nevaeh Sanders	--	--	--	1	--	1
Malick Sylla	--	--	--	1	--	1
Zakari Tillman	--	--	--	1	--	1
Raishein Thomas	--	--	--	1	--	1
Will Whitson	--	--	1	--	--	1

Games w/ a Takeaway (INT or FR)

Player	2021	2022	2023	2024	2025	Career
Hunter Washington	--	--	1	2	1	4
Jahron Manning	--	--	--	3	1	4
Zakari Tillman	--	--	--	2	1	3
DeAgo Brumfield	--	--	--	1	1	2
Brylan Lanier	--	--	--	1	1	2
Nic Mitchell	--	--	--	1	1	2
Ray Thomas	2	--	--	--	--	2
Jayven Williams	--	--	--	1	1	2
Jaray Bledsoe	--	--	1	--	--	1
Elijah Cannon	--	--	--	1	--	1
Colin Coates	--	--	--	1	--	1
Branden Jennings	--	1	--	--	--	1
Kelley Jones	--	--	--	1	--	1
Dwight Lewis III	--	--	--	--	1	1
Ethan Myers	--	1	--	--	--	1
Isaac Smith	--	--	--	--	1	1

Games w/ a Defensive Touchdown

Player	2021	2022	2023	2024	2025	Career
Elijah Cannon	--	--	--	1	--	1
Jayven Williams	--	--	--	1	--	1

THE NOTEBOOK

Fluff Bothwell

» **Fluff Bothwell** was one of the best backs in the Sun Belt Conference as a true freshman in 2024, leading the conference in rushing touchdowns (13), while rushing for 834 yards on just 112 carries (7.4 yards per carry). Bothwell earned Third Team All-Sun Belt honors.

» In 2025, Fluff has continued to be force in the backfield, rushing for 405 yards on 70 carries to go along with 6 touchdowns.

» His 405 rushing yards rank 4th in the SEC and 22nd in the nation.

» He is averaging 5.8 yards per carry, good for 14th in the SEC.

» Fluff's 6 rushing touchdowns rank 4th in the SEC and 13th nationally.

» He has rushed for multiple touchdowns in 3 of 5 games this season, brining his career total to 7 games with 2+ rushing touchdowns.

» Fluff has rushed for 19 touchdowns in his career. His total is tied for 34th on the active career rushing touchdowns list.

» He is 1 of 2 underclassmen to have at least 19 rushing touchdowns and rank inside the top 50 in career rushing touchdowns. The other is Mizzou's Ahmad Hardy (22). Hardy has 22 touchdowns on 340 carries ... Booth has 19 touchdowns on 181 career carries.

THE NOTEBOOK - RECORD WATCH

Ferrie Chasing Career Scoring Record

» Kyle Ferrie, who is in his third year at State, is just outside the top 10 list for points scored in a career at Mississippi State with 184 career points (32 FGs & 88 PATs).

» Ferrie is averaging 71.5 points per year, and if that trend continues, he would end his junior year with 214 points, good for sixth all-time at Mississippi State. The all-time record is 276 career points. The record for a kicker is 223 points.

	Career Points	Player	Season
1.	276	Nick Fitzgerald	2015-18
2.	276	Anthony Dixon	2006-09
3.	266	Dak Prescott	2012-15
4.	223	Jace Christmann	2017-20
5.	218	Brian Hazelwood	1995-98
6.	211	Artie Cosby	1983-86
7.	199	Joel Logan	1987-90
8.	186	Vick Ballard	2010-11
9.	185	Jackie Parker	1952-53
10.	***184***	***Kyle Ferrie***	***2023-pres.***

Ferrie Eyes Multiple Kicking Records

» ***Most made field goals in an MSU career:***

	FGM	Player	FGA	Seasons
1.	48	Artie Cosby	81	1983-86
2.	43	Brian Hazelwood	73	1995-98
3.	41	Joel Logan	61	1987-90
4.	34	Dana Moore	51	1979-82
5.	**32**	**Kyle Ferrie**	**41**	**2023-pres.**
	32	Jace Christmann	40	2017-20
	32	Derek DePasquale	42	2009-11
8.	30	Scott Westerfield	42	1999-00
9.	27	Evan Sobiesk	30	2013-15
10.	26	Westin Graves	38	2014-16

» ***Most made extra points in an MSU career:***

	PAT	Player	ATT	Seasons
1.	127	Jace Christmann	128	2017-20
2.	104	Westin Graves	108	2014-16
3.	89	Adam Carlson	91	2005-08
	89	Brian Hazelwood	94	1995-99
5.	**88**	**Kyle Ferrie**	**89**	**2023-pres.**
6.	87	Derek DePasquale	88	2009-11
7.	76	Joel Logan	84	1987-90
8.	74	Bob Morgan	78	1980-82
9.	71	Evan Sobiesk	75	2013-14
10.	70	Devon Bell	72	2012-15

» Ferrie has made 88 of his 89 career PATs (98.8%). His 98.8% made PATs would rank top 3 in a career at State.

» Ferrie has made 51 straight PATs entering week 6 of the 2025 season.

GAME-BY-GAME STARTERS

OPPONENT	QB	RB	WR	WR	SLOT	TE/WR	LT	LG	C	RG	RT
at Southern Miss	Shapen	Booth	Thompson	Mosley	Evans III	Traore	Reese IV	Jackson	Boone	Owens	Steen
Arizona State	Shapen	Booth	Thompson	Mosley	Evans III	Traore	James	Jackson	Boone	Owens	Reese IV
Alcorn State	Shapen	Booth	Thompson	Mosley	Evans III	Traore	Lewis Jr.	Jackson	Boone	Owens	James
Northern Illinois	Shapen	Booth	Thompson	Mosley	Evans III	Traore	James	Jackson	Boone	Owens	Reese IV
Tennessee	Shapen	Bothwell	Thompson	Mosley	Evans III	Traore	James	Jackson	Boone	Owens	Reese IV
at Texas A&M											
at Florida											
Texas											
at Arkansas											
Georgia											
at Missouri											
Ole Miss											

OPPONENT	JACK	DT	NT	DE	DIME	MIKE	SAM	CB	CB	S	S
at Southern Miss	Jennings	Bingley-Jones	Bledsoe	Anderson	Tillman	Mitchell	Smith	Brumfield	Jones	Washington	Lanier
Arizona State	Jennings	Bingley-Jones	Bledsoe	Whitson	Tillman	Mitchell	Smith	Brumfield	Jones	Washington	Manning
Alcorn State	Jennings	Bingley-Jones	Bledsoe	Anderson	Tillman	Mitchell	Smith	Brumfield	Jones	Washington	Lanier
Northern Illinois	Jennings	Bingley-Jones	Bledsoe	Anderson	Tillman	Mitchell	Smith	Brumfield	Jones	Washington	Lanier
Tennessee	Jennings	Bingley-Jones	Dinkins	Anderson	Tillman	Mitchell	Smith	Brumfield	Jones	Washington	Manning
at Texas A&M											
at Florida											
Texas											
at Arkansas											
Georgia											
at Missouri											
Ole Miss											

CAREER STARTS (* OTHER SCHOOL)

Offense	Pos.	'20	'21	'22	'23	'24	'25	Total
Blake Shapen	QB	--	2 *	13 *	8 *	4	5	32
Brennan Smith	OL	--	0	8 *	12 *	11 *	--	31
Jacoby Jackson	OL	--	0	6 *	8 *	11	5	30
Seydou Traore	TE	--	2 *	11 *	--	12	5	30
Trevor Mayberry	OL	--	10 *	7 *	9 *	--	--	26
Davon Booth	RB	--	--	--	7 *	10	4	21
Blake Steen	OL	--	--	--	5 *	12 *	1	18
Albert Reese IV	OL	--	0	1	0	12	4	17
Brenen Thompson	WR	--	--	0	0	10 *	5	15
Jayvin Q. James	OL	--	--	--	0	9 *	4	13
Jordan Mosley	WR	--	0	0	1	7	5	13
Markus Allen	WR	--	0	0	--	11 *	--	11
Jaron Glover	WR	--	--	0	4 *	5 *	--	9
Cam Thompson	WR	--	--	0	0	9 *	--	9
Luke Work	OL	--	--	--	--	7	--	7
Cam Ball	TE	--	--	0	6 *	0	--	6
Canon Boone	OL	--	--	--	--	--	5	5
Anthony Evans III	WR	--	--	--	--	--	5	5
Zack Owens	OL	--	--	--	--	--	5	5
Max Reese	TE	--	--	--	1 *	4 *	--	5
Luke Kromenhoek	QB	--	--	--	--	2 *	--	2
Ayden Williams	WR	--	--	--	1 *	1 *	--	2
Fluff Bothwell	RB	--	--	--	--	--	1	1
Seth Davis	RB	--	--	--	1	--	--	1
Jimothey Lewis Jr.	OL	--	--	--	--	--	1	1

Defense	Pos.	'20	'21	'22	'23	'24	'25	Total
Ray Thomas	DL	6 *	11 *	11 *	13 *	0	--	41
Dwight Lewis III	CB	--	0	0	11 *	10 *	--	21
Hunter Washington	S	--	0	0	4	12	5	21
DeAgo Brumfield	CB	--	--	--	12 *	2	5	19
Branden Jennings	LB	--	3 *	0	--	11	5	19
Nic Mitchell	LB	--	0	0	0	12	5	17
Isaac Smith	S	--	--	--	0	11	5	16
Will Whitson	DL	--	--	--	9 *	4 *	1	14
Brylan Lanier	S	--	--	0	--	10	3	13
Jahron Manning	S	--	--	--	--	11 *	2	13
Kedrick Bingley-Jones	DL	--	0	0	2 *	4 *	5	11
Deonte Anderson	DL	--	--	0	2	3	4	9
Kelley Jones	CB	--	--	--	0	4	5	9
Zakari Tillman	LB	--	--	--	0	1	5	6
Kai McClendon	DL	--	--	--	--	5	--	5
Jayven Williams	CB	--	--	1 *	3 *	1 *	--	5
Jaray Bledsoe	DL	--	--	--	--	--	4	4
Trevion Williams	DL	--	--	0	0	3	--	3
Collin Coates	OL	--	--	--	1 *	0	--	1
Kalvin Dinkins	DL	--	--	--	--	--	1	1
Ashun Shepphard	DL	--	--	--	--	1	--	1
Malick Sylla	DL	--	--	0	1 *	0	--	1

TEAM GAME-BY-GAME COMPARISON

Opponent	Score	First Downs Total	First Downs Rush	First Downs Pass	First Downs Pen	Rushing Number-Yards	Passing Comp-Att.-Int	Passing Yards	Total Offense Plays-Yards	Return Yards	Turn-Overs
Southern Miss.	34-17	24 / 18	13 / 9	10 / 6	1 / 3	41-186 / 35-102	27-36-1 / 26-39-1	279 / 199	77-465 / 74-301	0 / 32	1 / 1
Arizona St.	24-20	17 / 23	5 / 14	12 / 7	0 / 2	30-66 / 51-251	19-33-0 / 10-23-2	279 / 82	63-345 / 74-333	54 / 11	0 / 2
Alcorn	63-0	23 / 9	16 / 4	6 / 3	1 / 2	36-282 / 27-68	13-18-1 / 13-21-1	232 / 93	54-514 / 48-161	121 / 63	1 / 3
NIU	38-10	23 / 14	15 / 6	7 / 6	1 / 2	49-292 / 27-125	12-20-0 / 15-25-1	160 / 142	69-452 / 52-267	1 / 0	0 / 1
Tennessee	34-41	24 / 24	15 / 5	6 / 15	3 / 4	57-203 / 32-131	18-29-1 / 24-40-2	175 / 335	86-378 / 72-466	50 / 58	2 / 3
Totals	**193-88**	**111 / 88**	**64 / 38**	**41 / 37**	**6 / 13**	**213-1029 / 172-677**	**89-136-3 / 88-148-7**	**1125 / 851**	**349-2154 / 320-1528**	**226 / 164**	**4 / 10**

Opponents	3rd Down Conversion	4th Down Conversion	Time of Possession	TOP Margin	Avg Yds/Rush	Avg Yds/Pass	Avg Yds/Play	Punting Number-Avg	Penalties Number-Yards	Sacks
Southern Miss.	8-14 / 10-19	0-0 / 1-3	29:55 / 29:39	00:16	4.5 / 2.9	7.8 / 5.1	6.0 / 4.1	4-40.0 / 5-42.8	14-119.0 / 8-60.0	1 / 1
Arizona St.	6-14 / 3-14	0-2 / 2-3	22:03 / 37:57	-15:54	2.2 / 4.9	8.5 / 3.6	5.5 / 4.5	5-39.8 / 5-41.8	6-60.0 / 8-49.0	2 / 3
Alcorn	4-7 / 3-12	2-2 / 0-0	16:53 / 43:07	-26:14	7.8 / 2.5	12.9 / 4.4	9.5 / 3.4	1-41.0 / 8-35.8	10-74.0 / 9-70.0	1 / 0
NIU	5-13 / 1-9	4-4 / 0-2	31:55 / 28:05	03:50	6.0 / 4.6	8.0 / 5.7	6.6 / 5.1	3-40.7 / 4-36.5	11-103.0 / 5-50.0	1 / 2
Tennessee	8-19 / 5-14	1-2 / 2-2	32:23 / 27:37	04:46	3.6 / 4.1	6.0 / 8.4	4.4 / 6.5	5-50.6 / 3-43.0	6-71.0 / 6-60.0	2 / 6
Totals	**31-67 / 22-68**	**7-10 / 5-10**	**133:09 / 166:25**	**-33:16**	**4.8 / 3.9**	**8.3 / 5.8**	**6.2 / 4.8**	**18-43.1 / 25-39.4**	**47-427.0 / 36-289.0**	**7 / 12**

Note: Game totals are displayed in the format TEAM/OPPONENT for each category

FIRST DOWNS
MISSISSIPPI STATE FIRST DOWNS

Opponent	1Q	2Q	3Q	4Q	OT	Total
Southern Miss	6	5	10	2		23
Arizona State	8	3	2	4		17
Alcorn State	7	8	4	4		23
Northern Illinois	5	4	7	7		23
Tennessee	6	7	7	3	1	24
Texas A&M						
Florida						
Texas						
Arkansas						
Georgia						
Missouri						
Ole Miss						

YARDAGE BY QUARTER
MISSISSIPPI STATE PLAYS / YARDAGE GAINED BY QTR

Opponent	1Q	2Q	3Q	4Q	OT
Southern Miss	19/134	20/82	29/194	11/55	
Arizona State	24/142	13/67	12/39	14/97	
Alcorn State	13/222	23/126	9/82	9/84	
Northern Illinois	16/82	15/66	20/155	18/149	
Tennessee	26/82	20/111	17/83	17/81	6/21
Texas A&M					
Florida					
Texas					
Arkansas					
Georgia					
Missouri					
Ole Miss					

CUMULATIVE YARDAGE BY QUARTER
MISSISSIPPI STATE PLAYS / CUMULATIVE YARDAGE GAINED BY QTR

Opponent	1Q	2Q	3Q	4Q	OT
Southern Miss	19/134	39/216	68/410	79/465	
Arizona State	24/142	37/209	49/248	63/345	
Alcorn State	13/222	36/348	45/430	54/514	
Northern Illinois	16/82	31/148	51/303	69/452	
Tennessee	26/82	46/193	63/276	80/357	86/378
Texas A&M					
Florida					
Texas					
Arkansas					
Georgia					
Missouri					
Ole Miss					

FIRST DOWNS
OPPONENT FIRST DOWNS

Opponent	1Q	2Q	3Q	4Q	OT	Total
Southern Miss	4	5	1	8		18
Arizona State	2	6	8	7		23
Alcorn State	6	1	2	0		9
Northern Illinois	4	4	5	1		14
Tennessee	4	7	5	7	1	24
Texas A&M						
Florida						
Texas						
Arkansas						
Georgia						
Missouri						
Ole Miss						

YARDAGE BY QUARTER
OPPONENT PLAYS / YARDAGE GAINED BY QTR

Opponent	1Q	2Q	3Q	4Q	OT
Southern Miss	20/61	20/99	13/25	21/116	
Arizona State	13/38	22/57	19/125	20/113	
Alcorn State	19/76	13/48	10/23	6/8	
Northern Illinois	15/93	14/77	11/65	12/32	
Tennessee	11/94	20/125	17/106	23/116	1/25
Texas A&M					
Florida					
Texas					
Arkansas					
Georgia					
Missouri					
Ole Miss					

CUMULATIVE YARDAGE BY QUARTER
OPPONENT PLAYS / CUMULATIVE YARDAGE GAINED BY QTR

Opponent	1Q	2Q	3Q	4Q	OT
Southern Miss	20/61	40/160	53/185	74/301	
Arizona State	13/38	35/95	54/220	74/333	
Alcorn State	19/76	32/124	42/147	48/155	
Northern Illinois	15/93	29/170	40/235	52/267	
Tennessee	11/94	31/219	48/325	71/441	72/466
Texas A&M					
Florida					
Texas					
Arkansas					
Georgia					
Missouri					
Ole Miss					

GAME-BY-GAME LEADERS

Opponent	Rushing Attempts	Rushing Yards	Passing Yards	Receptions	Receiving Yards	All-Purpose Yards	Tackles	Tackles For Loss	Sacks
Southern Miss	Booth (16)	Booth (79)	Shapen (270)	B. Thompson (9)	B. Thompson (92)	B. Thompson (92)	I. Smith /J. Smith (7)	Whitson (2.5)	Whitson (1.0)
Arizona State	Shapen (12)	Bothwell (34)	Shapen (279)	Evans III (9)	B. Thompson (133)	Evans III (139)	Manning/Mitchell (9)	Whitson (2.0)	Anderson/Whitson (1.0)
Alcorn State	Bothwell (12)	Bothwell (93)	Shapen (173)	Evans III (4)	Mosley (75)	Evans III (163)	Gullette (5)	Four with (1.0)	Reed (1.0)
Northern Illinois	Bothwell (17)	Bothwell (101)	Shapen (160)	Evans III (4)	Evans III (80)	Evans III (113)	Manning (7)	Four with (1.0)	Thomas (1.0)
Tennessee	Bothwell (23)	Bothwell (134)	Shapen (180)	Evans III (5)	Williams (49)	Bothwell (136)	Jennings (10)	Tillman (2.0)	Reed/Tillman (1.0)
Texas A&M									
Florida									
Texas									
Arkansas									
Georgia									
Missouri									
Ole Miss									
Leaders (Gms)	Bothwell (3) Booth (1) Shapen (1)	Bothwell (4) Booth (1)	Shapen (5)	Evans III (4) B. Thompson (1)	B. Thompson (2) Evans III (1) Mosley (1) Williams (1)	Evans III (3) Bothwell (1) B. Thompson (1)	Manning (2) Gullette (1)/Jennings (1) MItchell (1)/ I. Smith (1) J. Smith (1)	Thomas (2)/Whitson (2) Burroughs (1)/ Hibbler (1) Mitchell (1) /Reed (1) Sylla (1)/Tillman (1) J. Williams (1)	Reed (2) Whitson (2) Anderson (1) Tillman (1) Thomas (1)

MISSISSIPPI STATE ON THE COIN TOSS

	Toss	Decision	Result
Southern Miss	L	Receive	W, 38-17
Arizona State	W	Receive	W, 24-20
Alcorn State	L	Receive	W, 63-0
Northern Illinois	L	Kickoff	W, 38-10
Tennessee	W	Receive	L, 41-34 (OT)
Texas A&M			
Florida			
Texas			
Arkansas			
Georgia			
Missouri			
Ole Miss			
Results:			

UNIFORM COMBO

	Helmet	Jersey	Pants
Southern Miss	Maroon	White	White
Arizona State	Black	Black	Black
Alcorn State	Maroon	Maroon	White
Northern Illinois	Maroon	Maroon	Gray
Tennessee	White	White	White
Texas A&M			
Florida			
Texas			
Arkansas			
Georgia			
Missouri			
Ole Miss			

Record By Combo (Helmet-Jersey-Pants):
(M-M-W): 1-0 • (M-W-W): 1-0 • (M-M-G): 1-0 • (B-B-B): 1-0 • (W-W-W): 0-1 •

MISSISSIPPI STATE GAME CAPTAINS

	Names
Southern Miss	#2 Shapen, #40 Mitchell, #75 Jackson
Arizona State	#8 Traore, #22 Bingley-Jones, #44 Jennings, #76 Reese IV
Alcorn State	#0 B. Thompson, #2 I. Smith, #21 Washington
Northern Illinois	#22 Bingley-Jones, #28 Johnson, #75 Jackson
Tennessee	#6 Booth, #40 Mitchell, #76 Reese IV
Texas A&M	
Florida	
Texas	
Arkansas	
Georgia	
Missouri	
Ole Miss	

MISSISSIPPI STATE GIVEAWAYS / TAKEAWAYS

	Giveaway			Takeaway			
	Fum	Int	Tot	Fum	Int	Tot	Diff.
Southern Miss	0	1	1	0	1	1	EVEN
Arizona State	0	0	0	0	2	2	+2
Alcorn State	0	1	1	2	1	3	+2
Northern Illinois	0	0	0	0	1	1	+1
Tennessee	1	1	2	1	2	3	+1
Texas A&M							
Florida							
Texas							
Arkansas							
Georgia							
Missouri							
Ole Miss							
Total	**1**	**3**	**4**	**3**	**7**	**10**	**+6**

MISSISSIPPI STATE INTERCEPTIONS

	No.	Yds	Avg	TD	Long
Southern Miss	1	0	0.0	0	0
Arizona State	2	10	5.0	0	6
Alcorn State	1	-11	-11.0	0	-11
Northern Illinois	1	0	0.0	0	0
Tennessee	2	47	23.5	0	26
Texas A&M					
Florida					
Texas					
Arkansas					
Georgia					
Missouri					
Ole Miss					
Totals	**7**	**46**	**6.6**	**0**	**26**

MISSISSIPPI STATE FUMBLES

Player	No.-Lost
Blake Shapen	2/1
Totals	**2/1**

MISCELLANEOUS STATS

RECEIVING

Games w/ a Reception	Career	Streak	2025	2024	2023	2022	2021
Seydou Traore	31	2	3	11	DNP	12*	5*
Brenen Thompson	20	8	5	9*	5*	1*	--
Davon Booth	19	--	3	8	8*	--	--
Markus Allen	18	--	1	11*	--	4*	2*
Jordan Mosley	18	3	4	9	3	1	1
Jaron Glover	14	--	--	6*	7*	1*	--
Anthony Evans III	13	5	5	4*	4*	--	--
Max Reese	13	--	1	10*	2*	--	--
Cam Thompson	12	--	1	9*	2*	--	--
Fluff Bothwell	10	4	4	6*	--	--	--
Ayden Williams	10	5	5	2*	3*	--	--
Johnnie Daniels	7	--	1	6	--	--	--
Cam Ball	6	1	1	--	5 *	--	--
Seth Davis	4	--	--	--	4	--	--
Ricky Johnson	3	--	2	1	--	--	--
Xavier Gayten	2	--	1	1	--	--	--
Sanfrisco Maqee	2	--	1	1	--	--	--
Stonka Burnside	1	--	--	1	--	--	--
Gracen Harris	1	--	1	--	--	--	--
Sam West	1	--	--	1*	--	--	--

Games w/ 5+ Receptions	Career	2025	2024	2023	2022	2021
Seydou Traore	10	1	3	DNP	5*	1*
Markus Allen	3	--	3*	--	--	--
Anthony Evans III	2	2	--	--	--	--
Brenen Thompson	2	2	--	--	--	--
Cam Thompson	2	--	2*	--	--	--
Jaron Glover	1	--	1*	--	--	--
Jordan Mosley	1	--	1	--	--	--
Max Reese	1	--	1*	--	--	--

Receptions of 20+ Yards	Career	2025	2024	2023	2022	2021
Brenen Thompson	10	4	2*	3*	1*	--
Seydou Traore	10	1	3	DNP	6*	1*
Markus Allen	9	--	7*	--	--	2*
Jaron Glover	9	--	3*	6*	--	--
Jordan Mosley	9	2	5	1	1	--
Cam Thompson	7	--	7*	--	--	--
Anthony Evans III	6	5	1*	--	--	--
Davon Booth	2	--	2	--	--	--
Johnnie Daniels	2	--	2	--	--	--
Max Reese	2	--	2*	--	--	--
Ayden Williams	2	1	--	1*	--	--
Cameron Ball	1	--	--	1*	--	--
Fluff Bothwell	1	--	1*	--	--	--
Sam West	1	--	1*	--	--	--

Receptions of 50+ Yards	Career	2025	2024	2023	2022	2021
Brenen Thompson	5	2	1*	2*	--	--
Jordan Mosley	3	1	2	--	--	--
Seydou Traore	2	1	--	DNP	1*	--
Markus Allen	1	--	1*	--	--	--
Davon Booth	1	--	1	--	--	--
Anthony Evans III	1	1	--	--	--	--
Cam Thompson	1	--	1*	--	--	--

100+ Yards Receiving	Career	2025	2024	2023	2022	2021
Markus Allen	2	--	2*	--	--	--
Jordan Mosley	2	--	2	--	--	--
Brenen Thompson	2	1	1*	--	--	--
Anthony Evans III	1	1	--	--	--	--
Seydou Traore	1	--	--	DNP	1*	--
Cam Thompson	1	--	1*	--	--	--

Games w/ a Receiving TD	Career	2025	2024	2023	2022	2021
Seydou Traore	8	3	1	DNP	4 *	--
Brenen Thompson	6	2	2*	2*	--	--
Jordan Mosley	5	1	3	1	--	--
Markus Allen	4	--	3*	--	1*	--
Davon Booth	4	--	4	--	--	--
Anthony Evans III	3	2	--	1*	--	--
Cam Thompson	3	--	3*	--	--	--
Jaron Glover	2	--	2*	--	--	--
Max Reese	1	--	1*	--	--	--

Games w/ Multiple Receiving TDs	Career	2025	2024	2023	2022	2021
Max Reese	1	--	1*	--	--	--
Brenan Thompson	1	1	--	--	--	--

RUSHING

Runs of 10-19 Yards	Career	2025	2024	2023	2022	2021
Davon Booth	30	6	12	12*	--	--
Fluff Bothwell	24	12	12*	--	--	--
Johnnie Daniels	16	2	14	--	--	--
Blake Shapen	13	2	3	5*	2*	1*
Seth Davis	9	1	--	8	--	--
Xavier Gayten	7	4	3	--	--	--
Kamario Taylor	3	3	--	--	--	--
Johnnie Daniels	1	--	1	--	--	--
Anthony Evans III	1	1	--	--	--	--
Brenen Thompson	1	1	--	--	--	--
Sam West	1	1	--	--	--	--
Kolin Wilson	1	1	--	--	--	--

Runs of 20+ Yards	Career	2025	2024	2023	2022	2021
Davon Booth	16	--	8	8*	--	--
Fluff Bothwell	14	3	11*	--	--	--
Blake Shapen	6	2	--	1*	1*	2*
Seth Davis	4	1	--	3	--	--
Johnnie Daniels	3	--	3	--	--	--
Xavier Gayten	3	2	1	--	--	--
Anthony Evans III	1	--	1*	--	--	--

100+ Yards Rushing	Career	2025	2024	2023	2022	2021
Fluff Bothwell	6	2	4*	--	--	--
Davon Booth	5	--	2	3*	--	--

Games with a Touchdown	Career	2025	2024	2023	2022	2020
Davon Booth	12	3	5	4*	--	--
Fluff Bothwell	11	3	8*	--	--	--
Blake Shapen	9	1	2	4*	2*	--
Johnnie Daniels	4	--	4	--	--	--
Xavier Gayten	3	2	1	--	--	--
Seth Davis	2	1	--	1	--	--
Luke Kromenhoek	1	1	--	--	--	--
Brenen Thompson	1	1	--	--	--	--

Games w/ Multiple Rushing TDs	Career	2025	2024	2023	2022	2021
Fluff Bothwell	8	3	5*	--	--	--
Davon Booth	3	1	--	2*	--	--

PASSING

Games w/ 300 yards passing	Career	2025	2024	2023	2022	2021
Blake Shapen	6	--	1	3 *	2 *	--

Games w/ 30+ completions	Career	2025	2024	2023	2022	2021

Completions of 20+ yards	Career	2025	2024	2023	2022	2021
Blake Shapen	94	12	12	29 *	33 *	8 *
Kamario Taylor	1	1	--	--	--	--

Games w/ a Passing TD	Career	2025	2024	2023	2022	2021
Blake Shapen	30	5	4	8 *	11 *	2 *
Kamario Taylor	1	1	--	--	--	--

Games w/ Multiple TDs	Career	2025	2024	2023	2022	2021
Blake Shapen	16	2	3	3 *	6 *	2 *

** not at Mississippi State*

EXPLOSIVE PLAYS (20+ YARDS)

20+ YARD PLAYS

By Mississippi State (27)

Offense (21)

Yards	Type	Player(s)	Opp.
75*	Pass	Shapen to Mosley	Alcorn State
58*	Pass	Shapen to B. Thompson	Arizona State
57	Pass	Shapen to Evans III	Northern Illinois
55*	Pass	Shapen to Traore	Southern Miss
51	Pass	Shapen to B. Thompson	Southern Miss
49	Pass	Shapen to Williams	Tennessee
48*	Pass	Shapen to Evans III	Arizona State
47*	Pass	Shapen to B. Thompson	Arizona State
45	Pass	Shapen to Mosley	Northern Illinois
42*	Pass	Taylor to B. Thompson	Alcorn State
34	Pass	Shapen to Evans III	Alcorn State
25*	Rush	Bothwell	Alcorn State
25*	Rush	Gayton	Alcorn State
24	Rush	Shapen	Northern Illinois
23*	Rush	Davis	Alcorn State
22*	Pass	Shapen to Evans III	Alcorn State
22	Rush	Bothwell	Northern Illinois
22	Rush	Gayten	Northern Illinois
22	Rush	Shapen	Northern Illinois
21	Pass	Shapen to Evans III	Tennessee
20	Rush	Bothwell	Tennessee

Defense (3)

Yards	Type	Player(s)	Opp.
26	INT	Tillman	Tennessee
26	Fumble	Lewis III	Alcorn State
21	INT	Manning	Tennessee

Special Teams (3)

Yards	Type	Player(s)	Opp.
43	PR	Evans III	Alcorn State
41	PR	Evans III	Alcorn State
31	PR	Evans III	Arizona State

* Touchdown

20+ YARD PLAYS

By Opponent (22)

Offense (19)

Yards	Type	Player(s)	Opp.
39	Pass	Aguilar to Matthews	Tennessee
37	Pass	Braxton to Pittman	Southern Miss
36	Pass	Aguilar to Matthews	Tennessee
32	Pass	Aguilar to Brazzell II	Tennessee
32	Rush	Johnson Jr.	Northern Illinois
28	Pass	Braxton to Morris	Southern Miss
27	Pass	Aguilar to Brazzell II	Tennessee
26	Pass	Aguilar to Staley	Tennessee
26	Rush	Brown	Arizona State
25*	Rush	Bishop	Tennessee
24	Pass	Aguilar to Matthews	Tennessee
24*	Pass	Holst to Rogers	Northern Illinois
24	Pass	Holst to Rogers	Northern Illinois
23	Pass	Leavitt to Tyson	Arizona State
22	Pass	Braxton to Chester	Southern Miss
21	Pass	Aguilar to Thomas	Tennessee
21	Pass	Tolbert to Blakes	Alcorn State
21	Pass	Leavitt to Tyson	Arizona State
21	Rush	Udoh	Arizona State

Defense (2)

Yards	Type	Player(s)	Opp.
41*	Fumble	Josephs	Tennessee
23	INT	Hood	Tennessee

Special Teams (1)

Yards	Type	Player(s)	Opp.
32	KR	Foster	Southern Miss

* Touchdown

LONG PLAYS BY THE NUMBERS

Plays by Yardage	No.	TDs
100+		
90-99		
80-89		
70-79	1	1
60-69		
50-59	4	2
40-49	7	3
30-39	2	0
20-29	13	4

By Play Type	No.	TDs
Rushing	8	3
Passing	13	7
Punt Returns	3	0
Kick Returns		
Interceptions	2	
Fumble Returns	1	0
Other		
TOTAL	**27**	**10**

20+ YARD PLAYS BY PLAYER

Player	No.	TD	Rush	Rec.	KR	PR	IR	FR
Anthony Evans III	8	2	0	5	0	3	0	0
Brenen Thompson	4	3	0	4	0	0	0	0
Fluff Bothwell	3	1	3	0	0	0	0	0
Xavier Gayton	2	1	2	0	0	0	0	0
Jordan Mosley	2	1	0	2	0	0	0	0
Blake Shapen	2	0	2	0	0	0	0	0
Seth Davis	1	1	1	0	0	0	0	0
Dwight Lewis III	1	0	0	0	0	0	0	1
Jahron Manning	1	0	0	0	0	0	1	0
Zakari Tillman	1	0	0	0	0	0	1	0
Saydou Traore	1	1	0	1	0	0	0	0
Ayden Williams	1	0	0	1	0	0	0	0
TOTAL	**27**	**10**	**8**	**13**	**0**	**3**	**2**	**1**

20+ YARD PLAYS BY GAME - MISSISSIPPI STATE

Opponent	No.	TD	Rush	Rec.	KR	PR	IR	FR
Southern Miss	2	1	0	2	0	0	0	0
Arizona State	4	3	0	3	0	1	0	0
Alcorn State	10	6	3	4	0	2	0	1
Northern Illinois	6	0	4	2	0	0	0	0
Tennessee	5	0	1	2	0	0	2	0
Texas A&M								
Florida								
Texas								
Arkansas								
Georgia								
Missouri								
Ole Miss								
TOTAL	**27**	**10**	**8**	**13**	**0**	**3**	**2**	**1**

20+ YARD PLAYS BY GAME - OPPONENT

Opponent	No.	TD	Rush	Rec.	KR	PR	IR	FR
Southern Miss	4	0	0	3	1	0	0	0
Arizona State	4	0	2	2	0	0	0	0
Alcorn State	1	0	0	1	0	0	0	0
Northern Illinois	3	1	1	2	0	0	0	0
Tennessee	10	1	1	7	0	0	1	1
Texas A&M								
Florida								
Texas								
Arkansas								
Georgia								
Missouri								
Ole Miss								
TOTAL	**22**	**2**	**4**	**15**	**1**	**0**	**1**	**1**

LONGEST PLAYS OF THE YEAR

	Yardage	Player(s) (Opponent)
Rushing	25	Fluff Bothwell, Xavier Gayten (Alcorn State)
Rushing TD	25	Fluff Bothwell, Xavier Gayten (Alcorn State)
Passing	75	Blake Shapen to Jordan Mosley (Alcorn State)
Passing TD	75	Blake Shapen to Jordan Mosley (Alcorn State)
Punt Return	43	Anthony Evans III (Alcorn State)
Kick Return	13	Johnnie Daniels (Arizona State)
Interception Return	26	Zakari Tillman (Tennessee)
Fumble Return	26	Dwight Lewis III (Alcorn State)
Field Goal	55	Kyle Ferrie (at Southern Miss)
Punt	67	Ethan Pulliam (Tennessee)

MISSISSIPPI STATE SCORING DRIVES

Scoring Drive Superlatives

Most Plays: 15, at USM, NIU, Tenn (FG • FG • TD)
Most Yards: 76, Alcorn State (TD)
Longest TOP: 7:47, Northern Illinois (FG)
Fewest Plays: 1 Alcorn State (TD)
Fewest Yards: 3 Alcorn State (TD)
Shortest Time: 0:05 Alcorn State (TD)

Opponent	Plays	Yards	TOP	Res.	Qtr./Clock	How Scored
at Southern Miss	6	75	1:25	TD	1st/14:28	Traore 55 yd TD pass from Shapen
	10	38	4:19	FG	1st/3:35	Ferrie 55 yd FG
	15	63	5:56	FG	2nd/0:03	Ferrie 30 yd FG
	8	66	3:10	TD	3rd/9:34	Bothwell 6 yd TD run
	11	67	2:59	TD	3rd/4:57	Bothwell 1 yd TD run
	9	42	2:58	TD	3rd/1:52	Booth 3 yd TD run
Arizona State	4	75	1:09	TD	1st/13:51	Evans III 48 yd TD pass from Shapen
	13	45	4:51	FG	1st/1:18	Ferrie 37 yd FG
	2	47	0:12	TD	2nd/12:51	B. Thompson 47 yd TD pass from Shapen
	5	77	1:03	TD	4th/0:30	B. Thompson 58 yd TD pass from Shapen
Alcorn State	2	75	0:17	TD	1st/14:43	Mosley 75 yd TD pass from Shapen
	6	29	2:25	TD	1st/9:15	Bothwell 3 yd TD run
	2	76	0:34	TD	1st/8:02	B. Thompson 42 yd pass from Taylor
	3	27	0:58	TD	1st/5:12	Shapen 6 yd TD run
	5	29	2:07	TD	2nd/7:20	Evans III 22 yd TD pass from Shapen
	7	44	2:03	TD	2nd/3:50	Bothwell 25 yd TD run
	5	63	2:10	TD	3rd/5:53	Gayten 25 yd TD run
	1	3	0:05	TD	4th/9:55	Kromenhoek 3 yd TD run
	7	54	3:59	TD	4th/3:30	Davis 23 yd TD run
Northern Illinois	13	75	5:53	TD	1st/3:48	B. Thompson 10 yd TD run
	8	48	3:20	TD	2nd/11:31	Traore 1 yd TD pass from Shapen
	6	75	2:05	TD	3rd/12:55	Booth 1 yd TD run
	15	50	7:47	FG	3rd/0:54	Ferrie 48 yd FG
	5	64	2:10	TD	4th/11:18	Booth 6 yd TD run
	8	43	5:02	TD	4th/4:31	Gayten 1 yd TD run
Tennessee	5	20	1:38	TD	1st/11:49	Bothwell 5 yd TD run
	15	75	5:26	TD	2nd/13:53	Booth 5 yd TD run
	8	51	3:10	FG	2nd/8:41	Ferrie 51 yd FG
	4	26	1:01	TD	3rd/3:48	Bothwell 1 yd TD run
	6	54	2:58	FG	4th/10:31	Ferrie 38 yd FG
	5	17	1:44	TD	4th/7:59	Traore 2 yd TD pass from Shapen

GAME OPENING DRIVES

	Mississippi State		Opponent	
	Result / Pts	Yards	Result / Pts	Yards
Southern Miss	TD / 7	75	Punt / 0	25
Arizona State	TD / 7	75	Punt / 0	13
Alcorn State	TD / 7	75	Punt / 0	14
Northern Illinois	TD / 7	75	FG / 3	63
Tennessee	Punt / 0	-6	FG / 3	55
Texas A&M				
Florida				
Texas				
Arkansas				
Georgia				
Missouri				
Ole Miss				
TOTALS	**4 TDs, 1 Punt / 28 Pts**		**3 Punts, 2 FGs / 6 Pts**	

2ND HALF OPENING DRIVES

	Mississippi State		Opponent	
	Result / Pts	Yards	Result / Pts	Yards
Southern Miss	TD / 7	66	Punt / 0	-1
Arizona State	Punt / 0	4	TD / 7	75
Alcorn State	TD / 7	63	Punt / 0	-9
Northern Illinois	TD / 7	75	INT / 0	55
Tennessee	Missed FG / 0	26	FG / 3	66
Texas A&M				
Florida				
Texas				
Arkansas				
Georgia				
Missouri				
Ole Miss				
TOTALS	**3 TDs, 1 Punt, 1 Missed FG / 21 Pts**		**2 Punts , 1 TD, 1 FG, 1 INT / 10 Pts**	

OPENING DRIVE BREAKDOWN

Opponent	Plays	Yards	TOP	Res.	Qtr./Clock	How Scored
Southern Miss	6	75	1:25	TD	1st/13:35	Traore 55 yd TD pass from Shapen
Arizona State	4	75	1:09	TD	1st/13:51	Evans III 48 yd TD pass from Shapen
Alcorn State	2	75	0:17	TD	1st/14:43	Mosley 75 yd TD pass from Shapen
Northern Illinois	13	75	5:53	TD	1st/3:48	B. Thompson 10 yd TD run
Tennessee	3	-6	1:33	Punt	1st/13:27	
Texas A&M						
Florida						
Texas						
Arkansas						
Georgia						
Missouri						
Ole Miss						

DRIVE BREAKDOWN

Opponent	Drives	TD	FG	MFG	Punts	Turnovers	4th Dwns
Southern Miss	12	4	2	0	4	1	0
Arizona State	12	3	1	0	5	0	2
Alcorn State	13	9	0	0	1	1	0
Northern Illinois	10	5	1	0	3	0	0
Tennessee	15	4	2	1	5	2	1
Texas A&M							
Florida							
Texas							
Arkansas							
Georgia							
Missouri							
Ole Miss							
TOTALS	**62**	**25**	**6**	**1**	**18**	**4**	**3**

RECORD BREAKDOWN

	2025	Lebby Era
Overall Record	4-1	6-11
Home	3-1	5-6
Road	1-0	1-5
SEC	0-1	0-9
Home	0-1	0-5
Road	--	0-4
Non-Conference	4-0	5-3
Day Games	2-1	3-8
Night Games *(5 p.m. or later)*	2-0	3-3
August	1-0	2-0
September	3-1	3-5
October	--	0-3
November	--	1-3
December-January	--	--
As Top 25 Team *(AP)*	--	--
vs Top 25 Teams *(AP)*	1-1	1-6
at home	1-1	1-2
on the road	--	0-4
vs Top 10 Teams *(AP)*	--	0-3
Overtime Games	0-1	0-1
State Scores First	3-1	4-4
State Scores on 1st Possession	4-0	6-2
Opponent Scores First	1-0	2-7
Opp. Scores on 1st Possession	1-1	2-8
Leading at the Half	4-0	6-0
Trailing at the Half	--	0-10
Tied at the Half	0-1	0-1
Scoring less than 20 pts	--	0-4
Scoring 20-29 points	1-0	1-5
Scoring 30-39 Points	2-1	2-2
Scoring 40-49 Points	--	1-0
Scoring 50+ Points	1-0	2-0
Allow Fewer Than 20 Points	3-0	4-0
Allow 20-29 Points	1-0	2-1
Allow 30-39 Points	--	0-5
Allow 40-49 Points	0-1	0-4
Allow 50+ Points	--	0-1
Decided By 1-3 Points	--	--
Decided By 4-7 Points	1-1	1-2
Decided By 8-10 Points	--	0-2
Decided By 11-20 Points	1-0	1-4
Decided By 20+ Points	2-0	4-3
Rushing: State Has More Yards	3-1	5-2
Rushing: State Has Less Than Opp.	1-0	1-9
Rushing Over 200 Yards	2-0	4-1
Rushing Less Than 200 Yards	2-1	2-10
Opp. Rushing Over 200 Yards	1-0	1-6
Opp. Rushing Less Than 200 Yards	3-1	5-5
Passing: State Has More Yards	4-0	6-4
Passing: State Has Less Than Opp.	0-1	0-7
Passing Over 300 Yards	--	0-3
Passing Less Than 300 Yards	4-1	5-8
Opp. Passing Over 300 Yards	0-1	0-4
Opp. Passing Less Than 300 Yards	4-0	6-7
Total Offense: State Has More Yards	4-0	6-1
Total Offense: State Has Less Than Opp.	0-1	0-10
Total Offense Over 400 Yards	3-0	5-2
Total Offense Less Than 400 Yards	1-1	1-9
Opp. Total Offense Over 400 Yards	0-1	0-9
Opp. Total Offense Less Than 400 Yards	4-0	6-2
State Has 100-Yard Rusher	1-1	1-3
State Has 300-Yard Passer	--	0-3
State Has 100-Yard Receiver	1-0	3-4
Turnovers: Win Margin	3-0	5-3
Turnovers: Lose Margin	--	0-6
Turnovers: Tied	1-1	1-2
State has more time of possession	2-0	2-2
Opp. has more time of possession	2-0	4-8
State defense scores	--	1-0
Opp. defense scores	0-1	0-3
State returns KO/Punt for TD	--	--
Opp. returns KO/Punt for TD	--	--
Playing on natural grass	3-1	5-10
Playing on turf	1-0	1-1
Wins Coin Toss	1-1	2-6
Loses Coin Toss	3-0	4-5

THE LAST TIME...

RUSHING

100 yards	***Fluff Bothwell; No. 15 Tennessee, 2025 (134)***
150 yards	Kylin Hill; Abilene Christian, 2019 (153)
200 yards	Kylin Hill; at Arkansas, 2019 (234)
2 TDs	***Fluff Bothwell; No. 15 Tennessee, 2025 (3)***
3 TDs	Kylin Hill; at Arkansas, 2019 (3)
4 TD	Nick Fitzgerald; Louisiana, 2018 (4)
30 attempts	Vick Ballard; Arkansas, 2010 (33)
40 attempts	Michael Davis; Ole Miss, 1993 (40)

PASSING

300 yards	Michael Van Buren Jr.; Arkansas, 2024 (309)
400 yards	Will Rogers; at South Carolina, 2023 (487)
500 yards	Dak Prescott; at Arkansas, 2015 (508)
600 yards	K.J. Costello; at LSU, 2020 (623)
40+ completions	Will Rogers; Auburn, 2022 (42)
50+ attempts	Will Rogers; Georgia, 2022 (51)
3 TDs	***Blake Shapen; No. 12 Arizona State, 2025 (3)***
4 TDs	Will Rogers; at Arizona, 2022 (4)
5 TDs	Will Rogers; East Tennessee State, 2022 (5)
6 TDs	Will Rogers; Bowling Green, 2022 (6)

RECEIVING

10 receptions	Jo'Quavious Marks; Arkansas, 2022 (11)
100 yards	***Brenen Thompson and Anthony Evans III; No. 12 Arizona State, 2025 (133, 108)***
200 yards	Lideatrick Griffin; at South Carolina, 2023 (256)
2 TDs	***Brenen Thompson; No. 12 Arizona State***, 2025 (2)
3 TDs	Austin Williams; Tennessee State, 2021 (3)

TOTAL OFFENSE

400 yards	Will Rogers; Arkansas, 2022 (406)
450 yards	Will Rogers; at South Carolina, 2023 (487)
500 yards	K.J. Costello; at LSU, 2020 (585)

FIELD GOALS MADE

3	Kyle Ferrie; at South Carolina, 2023 (3)
4	Kyle Ferrie; Southern Miss, 2023 (4)
5	Derek DePasquale; UAB, 2010 (5)
50-yarder	***Kyle Ferrie; No. 15 Tennessee, 2025 (51)***

PUNTING

70-yarder	Tucker Day; LSU, 2019 (70)

TACKLES

15	Stone Blanton; Missouri, 2024 (18)
20	Isaac Smith; at Tennessee, 2024 (20)

SACKS

2.0	Zakari Tillman; at Ole Miss, 2024 (2.0)
3.0	Montez Sweat; Auburn, 2018 (3.0)
4.0+	Greg Favors; at Ole Miss, 1996 (5.5)

INTERCEPTIONS

2	Jett Johnson; Arizona, 2023 (2)
3	Mark McLaurin; vs. Louisville, 2017 (3)

FUMBLES

Forced 2 fumbles	Jett Johnson; Southeastern Louisiana, 2023 (2)
Recovered 2 fumbles	Leo Lewis; at Auburn, 2019 (2)

BLOCKS

Blocked punt	***Nevaeh Sanders; vs. Northern Illinois, 2025***
Blocked PAT	Jeffery Simmons; vs. La. Tech, 2017
Blocked FG	Emmanuel Forbes Jr.; Texas A&M, 2022

NON-OFFENSIVE SCORING PLAYS

Kickoff return TD	Zavion Thomas; at Texas A&M, 2023 (94-yards)
Punt return TD	Zavion Thomas; Georgia, 2022 (63-yards)
INT return TD	Elijah Cannon; Eastern Kentucky, 2024
Fumble return TD	Marcus Banks; Illinois, 2023 (60-yards)
Recorded a safety	[TEAM] at Texas A&M, 2021
Blocked Punt Return TD	Mario Craver; Eastern Kentucky, 2024
Blocked Field Goal Return TD	Decamerion Richardson; Texas A&M, 2022

2025-26 Mississippi St. Football
Individual Game Highs
All games

Page 1/1
as of Sep 30, 2025

Mississippi St. - Individual Game Highs

RUSHES	23	Fluff Bothwell vs Tennessee (09/27/2025)
YARDS RUSHING	134	Fluff Bothwell vs Tennessee (09/27/2025)
TD RUSHES	2	Fluff Bothwell vs Tennessee (09/27/2025)
	2	Davon Booth vs NIU (09/20/2025)
	2	Fluff Bothwell vs Alcorn (09/13/2025)
	2	Fluff Bothwell at Southern Miss. (08/30/2025)
LONG RUSH	25	Xavier Gayten vs Alcorn (09/13/2025)
	25	Fluff Bothwell vs Alcorn (09/13/2025)
PASS ATTEMPTS	33	Blake Shapen vs Arizona St. (09/06/2025)
	33	Blake Shapen at Southern Miss. (08/30/2025)
PASS COMPLETIONS	26	Blake Shapen at Southern Miss. (08/30/2025)
YARDS PASSING	279	Blake Shapen vs Arizona St. (09/06/2025)
TD PASSES	3	Blake Shapen vs Arizona St. (09/06/2025)
LONG PASS	75	Blake Shapen vs Alcorn (09/13/2025)
RECEPTIONS	9	Anthony Evans III vs Arizona St. (09/06/2025)
YARDS RECEIVING	133	Brenen Thompson vs Arizona St. (09/06/2025)
TD RECEPTIONS	2	Brenen Thompson vs Arizona St. (09/06/2025)
LONG RECEPTION	75	Jordan Mosley vs Alcorn (09/13/2025)
PUNTS	5	Ethan Pulliam vs Tennessee (09/27/2025)
PUNTING AVG	50.6	Ethan Pulliam vs Tennessee (09/27/2025)
LONG PUNT	67	Ethan Pulliam vs Tennessee (09/27/2025)
PUNTS INSIDE 20	3	Ethan Pulliam vs Tennessee (09/27/2025)
LONG PUNT RETURN	43	Anthony Evans III vs Alcorn (09/13/2025)
LONG KICKOFF RETURN	13	Johnnie Daniels vs Arizona St. (09/06/2025)
TACKLES	10	Branden Jennings vs Tennessee (09/27/2025)
SACKS	1	DJ Reed vs Tennessee (09/27/2025)
	1	Zakari Tillman vs Tennessee (09/27/2025)
	1	Ray Thomas vs NIU (09/20/2025)
	1	DJ Reed vs Alcorn (09/13/2025)
	1	Deonte Anderson vs Arizona St. (09/06/2025)
	1	Will Whitson vs Arizona St. (09/06/2025)
	1	Will Whitson at Southern Miss. (08/30/2025)
TACKLES FOR LOSS	2.5	Will Whitson at Southern Miss. (08/30/2025)

2025-26 Mississippi St. Football
Team Game Highs
All games

Page 1/1
as of Sep 30, 2025

Mississippi St. - Game Highs

RUSHES	57	Tennessee (09/27/2025)
YARDS RUSHING	292	NIU (09/20/2025)
YARDS PER RUSH	7.8	Alcorn (09/13/2025)
TD RUSHES	6	Alcorn (09/13/2025)
PASS ATTEMPTS	36	at Southern Miss. (08/30/2025)
PASS COMPLETIONS	27	at Southern Miss. (08/30/2025)
YARDS PASSING	279	Arizona St. (09/06/2025)
	279	at Southern Miss. (08/30/2025)
YARDS PER PASS	12.9	Alcorn (09/13/2025)
TD PASSES	3	Alcorn (09/13/2025)
	3	Arizona St. (09/06/2025)
TOTAL PLAYS	86	Tennessee (09/27/2025)
TOTAL OFFENSE	514	Alcorn (09/13/2025)
YARDS PER PLAY	9.5	Alcorn (09/13/2025)
POINTS	63	Alcorn (09/13/2025)
SACKS BY	2	Tennessee (09/27/2025)
	2	Arizona St. (09/06/2025)
FIRST DOWNS	24	Tennessee (09/27/2025)
	24	at Southern Miss. (08/30/2025)
PENALTIES	14	at Southern Miss. (08/30/2025)
PENALTY YARDS	119	at Southern Miss. (08/30/2025)
TURNOVERS	2	Tennessee (09/27/2025)
PUNTS	5	Tennessee (09/27/2025)
	5	Arizona St. (09/06/2025)
PUNTING AVG	50.6	Tennessee (09/27/2025)
LONG PUNT	67	Tennessee (09/27/2025)
PUNTS INSIDE 20	3	Tennessee (09/27/2025)
LONG PUNT RETURN	43	Alcorn (09/13/2025)

2025-26 Mississippi St. Football
Opponent Individual Match Highs
All games

Page 1/1
as of Sep 30, 2025

Opponent - Individual Game Highs

RUSHES	23	Kanye Udoh vs Arizona St. (09/06/2025)
YARDS RUSHING	110	Raleek Brown vs Arizona St. (09/06/2025)
TD RUSHES	1	DeSean Bishop vs Tennessee (09/27/2025)
	1	Joey Aguilar vs Tennessee (09/27/2025)
	1	Kanye Udoh vs Arizona St. (09/06/2025)
LONG RUSH	32	Telly Johnson Jr. vs NIU (09/20/2025)
PASS ATTEMPTS	40	Joey Aguilar vs Tennessee (09/27/2025)
PASS COMPLETIONS	26	Braylon Braxton at Southern Miss. (08/30/2025)
YARDS PASSING	335	Joey Aguilar vs Tennessee (09/27/2025)
TD PASSES	2	Braylon Braxton at Southern Miss. (08/30/2025)
LONG PASS	39	Joey Aguilar vs Tennessee (09/27/2025)
RECEPTIONS	6	Chris Brazzell II vs Tennessee (09/27/2025)
	6	Mike Matthews vs Tennessee (09/27/2025)
	6	DeAree Rogers vs NIU (09/20/2025)
	6	Jordyn Tyson vs Arizona St. (09/06/2025)
	6	Carl Chester at Southern Miss. (08/30/2025)
YARDS RECEIVING	118	Mike Matthews vs Tennessee (09/27/2025)
TD RECEPTIONS	1	Chris Brazzell II vs Tennessee (09/27/2025)
	1	DeAree Rogers vs NIU (09/20/2025)
	1	Jordyn Tyson vs Arizona St. (09/06/2025)
	1	Micah Davis at Southern Miss. (08/30/2025)
	1	TJ Johnson at Southern Miss. (08/30/2025)
LONG RECEPTION	39	Mike Matthews vs Tennessee (09/27/2025)
FIELD GOALS	2	Max Gilbert vs Tennessee (09/27/2025)
	2	Jesus Gomez vs Arizona St. (09/06/2025)
LONG FIELD GOALS	51	Jesus Gomez vs Arizona St. (09/06/2025)
PUNTS	6	Franklin Rogers vs Alcorn (09/13/2025)
PUNTING AVG	47.0	Danny Vuckovic vs NIU (09/20/2025)
LONG PUNT	56	Kanyon Floyd vs Arizona St. (09/06/2025)
PUNTS INSIDE 20	3	Jackson Ross vs Tennessee (09/27/2025)
LONG PUNT RETURN	1	Boo Carter vs Tennessee (09/27/2025)
LONG KICKOFF RETURN	32	Ian Foster at Southern Miss. (08/30/2025)
TACKLES	17	Arion Carter vs Tennessee (09/27/2025)
SACKS	2	Tyre West vs Tennessee (09/27/2025)
	2	Caleb Herring vs Tennessee (09/27/2025)
	2	Clayton Smith vs Arizona St. (09/06/2025)
TACKLES FOR LOSS	3	Clayton Smith vs Arizona St. (09/06/2025)
INTERCEPTIONS	1	Colton Hood vs Tennessee (09/27/2025)
	1	Bakari McCall vs Alcorn (09/13/2025)
	1	Michael Montgomery at Southern Miss. (08/30/2025)

2025-26 Mississippi St. Football
Opponent Match Highs
All games

Page 1/1
as of Sep 30, 2025

Opponent - Game Highs

RUSHES	51	Arizona St. (09/06/2025)
YARDS RUSHING	251	Arizona St. (09/06/2025)
YARDS PER RUSH	4.9	Arizona St. (09/06/2025)
TD RUSHES	2	Tennessee (09/27/2025)
PASS ATTEMPTS	40	Tennessee (09/27/2025)
PASS COMPLETIONS	26	at Southern Miss. (08/30/2025)
YARDS PASSING	335	Tennessee (09/27/2025)
YARDS PER PASS	8.4	Tennessee (09/27/2025)
TD PASSES	2	at Southern Miss. (08/30/2025)
TOTAL PLAYS	74	Arizona St. (09/06/2025)
	74	at Southern Miss. (08/30/2025)
TOTAL OFFENSE	466	Tennessee (09/27/2025)
YARDS PER PLAY	6.5	Tennessee (09/27/2025)
POINTS	41	Tennessee (09/27/2025)
SACKS BY	6	Tennessee (09/27/2025)
FIRST DOWNS	24	Tennessee (09/27/2025)
PENALTIES	9	Alcorn (09/13/2025)
PENALTY YARDS	70	Alcorn (09/13/2025)
TURNOVERS	3	Tennessee (09/27/2025)
	3	Alcorn (09/13/2025)
PUNTS	8	Alcorn (09/13/2025)
PUNTING AVG	43.0	Tennessee (09/27/2025)
LONG PUNT	56	Arizona St. (09/06/2025)
PUNTS INSIDE 20	3	Tennessee (09/27/2025)
LONG PUNT RETURN	1	Tennessee (09/27/2025)

2025-26 Mississippi St. Football
Combined Team Statistics
All games

Team Results

	Date	Opponent		Score	Att.
	08/30/2025	at Southern Miss.	W	34-17	33485
	09/06/2025	Arizona St.	W	24-20	50808
	09/13/2025	Alcorn	W	63-0	49158
	09/20/2025	NIU	W	38-10	45803
*	09/27/2025	Tennessee	Lot1	34-41	60417

Game Records

Record	Overall	Home	Away	Neutral
ALL GAMES	4-1	3-1	1-0	0-0
CONFERENCE	0-1	0-1	0-0	0-0
NON-CONFERENCE	4-0	3-0	1-0	0-0

Rushing

Player	gp	att	gain	loss	net	avg	td	lg	avg/g
Fluff Bothwell	5	70	409	4	405	5.8	6	25	81.0
Davon Booth	5	51	216	9	207	4.1	4	16	41.4
Xavier Gayten	5	8	95	0	95	11.9	2	25	19.0
Kamario Taylor	4	10	79	0	79	7.9	0	19	19.8
Blake Shapen	5	43	122	67	55	1.3	1	24	11.0
Seth Davis	2	5	47	0	47	9.4	1	23	23.5
Johnnie Daniels	3	9	44	0	44	4.9	0	13	14.7
Kolin Wilson	2	5	26	0	26	5.2	0	17	13.0
Luke Kromenhoek	2	4	24	0	24	6.0	1	13	12.0
Anthony Evans III	5	4	24	1	23	5.8	0	17	4.6
Sam West	5	1	15	0	15	15.0	0	15	3.0
Brenen Thompson	5	1	10	0	10	10.0	1	10	2.0
Stonka Burnside	4	1	6	0	6	6.0	0	6	1.5
Team	5	1	0	7	-7	-7.0	0	0	-1.4
Total	**5**	**213**	**1117**	**88**	**1029**	**4.8**	**16**	**25**	**205.8**
Opponents	**5**	**172**	**758**	**81**	**677**	**3.9**	**3**	**32**	**135.4**

Team Statistics

	MS	OPP
First Downs	**111**	**88**
Rushing	64	38
Passing	41	37
Penalty	6	13
Rushing Yardage	**1029**	**677**
Rushing attempts	213	172
Average per rush	4.8	3.9
Average per game	205.8	135.4
TDs Rushing	16	3
Passing Yardage	**1125**	**851**
Comp-Att-Int	89-136-3	88-148-7
Average per pass	8.3	5.8
Average per catch	12.6	9.7
Average per game	225.0	170.2
TDs Passing	9	5
Total offense	**2154**	**1528**
Average per play	6.2	4.8
Average per game	430.8	305.6
Kick returns: #-Yards	**1-13**	**6-92**
Punt returns: #-Yards	**12-133**	**2--6**
Int returns: #-Yards	**7-46**	**3-37**
Fumbles-Lost	**2-1**	**5-3**
Penalties-Yards	**47-427**	**36-289**
Punts-Avg	**18-43.1**	**25-39.4**
Time of possession / game	**26:38**	**33:17**
3rd-down conversion	**31/67**	**22/68**
4th-down conversion	**7/10**	**5/10**
PAT-attempts	**(25-25) 100%**	**(10-10) 100%**
2-point conversion-attempts	**(0-0) 0%**	**(0-0) 0%**

Passing

Player	gp	effic	comp-att-int	pct	yds	td	lg	avg/g
Blake Shapen	5	150.7	85-129-3	65.9	1059	8	75	211.8
Luke Kromenhoek	2	92.0	2-4-0	50.0	20	0	13	10.0
Kamario Taylor	4	305.5	2-3-0	66.7	46	1	42	11.5
Total	**5**	**152.4**	**89-136-3**	**65.4**	**1125**	**9**	**75**	**225.0**
Opponents	**5**	**109.4**	**88-148-7**	**59.5**	**851**	**5**	**39**	**170.2**

Receiving

Player	gp	no.	yds	avg	td	lg	avg/g
Anthony Evans III	5	26	323	12.4	2	57	64.6
Brenen Thompson	5	20	324	16.2	3	58	64.8
Seydou Traore	5	10	115	11.5	3	57	23.0
Jordan Mosley	5	7	159	22.7	1	75	31.8
Ayden Williams	5	6	94	15.7	0	49	18.8
Fluff Bothwell	5	5	31	6.2	0	14	6.2
Davon Booth	5	3	29	9.7	0	12	5.8
Johnnie Daniels	3	3	19	6.3	0	9	6.3
Max Reese	4	2	1	0.5	0	5	0.3
Ricky Johnson	5	2	14	7.0	0	12	2.8
Markus Allen	5	1	7	7.0	0	7	1.4
Cam Ball	5	1	3	3.0	0	3	0.6
Sanfrisco Magee	2	1	6	6.0	0	6	3.0
Xavier Gayten	5	1	-4	-4.0	0	0	-0.8
Gracen Harris	2	1	4	4.0	0	4	2.0
Total	**5**	**89**	**1125**	**12.6**	**9**	**75**	**225.0**
Opponents	**5**	**88**	**851**	**9.7**	**5**	**39**	**170.2**

Interceptions

Player	no.	yds	avg	td	lg
Hunter Washington	1	6	6.0	0	6
Brylan Lanier	1	0	0.0	0	0
Jayven Williams	1	4	4.0	0	4
Zakari Tillman	1	26	26.0	0	26
Isaac Smith	1	0	0.0	0	0
DeAgo Brumfield	1	-11	-11.0	0	0
Jahron Manning	1	21	21.0	0	21
Total	**7**	**46**	**6.6**	**0**	**26**
Opponents	**3**	**37**	**12.3**	**1**	**23**

2025-26 Mississippi St. Football
Combined Team Statistics
All games

Field Goals

Player	fg	pct.	01-19	20-29	30-39	40-49	50-99	lg	blk
Kyle Ferrie	6-7	85.7	0-0	0-0	3-3	1-2	2-2	55	0
Opponents	**6-8**	**75.0**	**1-1**	**1-1**	**2-3**	**1-2**	**1-1**	**51**	**0**

Scoring

			PAT						
Player	**td**	**fg**	**kick**	**rush**	**rcv**	**pass**	**dxp**	**saf**	**pts**
Kyle Ferrie	-	6-7	23-23	-	-	-	-	-	41
Fluff Bothwell	6	-	-	-	-	-	-	-	36
Brenen Thompson	4	-	-	-	-	-	-	-	24
Davon Booth	4	-	-	-	-	-	-	-	24
Seydou Traore	3	-	-	-	-	-	-	-	18
Anthony Evans III	2	-	-	-	-	-	-	-	12
Xavier Gayten	2	-	-	-	-	-	-	-	12
Blake Shapen	1	-	-	-	-	-	-	-	6
Jordan Mosley	1	-	-	-	-	-	-	-	6
Seth Davis	1	-	-	-	-	-	-	-	6
Luke Kromenhoek	1	-	-	-	-	-	-	-	6
Marlon Hauck	-	-	2-2	-	-	-	-	-	2
Total	**25**	**6-7**	**25-25**	**0**	**0**	**0**	**0**	**0**	**193**
Opponents	**10**	**6-8**	**10-10**	**0**	**0**	**0**	**0**	**0**	**88**

Score by Periods

Team	1st	2nd	3rd	4th	OT	TOT
Mississippi St.	62	41	45	45	0	193
Opponents	16	24	10	31	7	88

Punting

Player	no.	yds	avg	lg	tb	fc	i20	50+	blk
Ethan Pulliam	12	566	47.2	67	0	5	6	4	0
Nathan Tiyce	6	209	34.8	45	0	2	2	0	0
Total	**18**	**775**	**43.1**	**67**	**0**	**7**	**8**	**4**	**0**
Opponents	**25**	**984**	**39.4**	**56**	**1**	**5**	**8**	**1**	**1**

Punt Returns

Player	no.	yds	avg	td	lg
Anthony Evans III	10	132	13.2	0	43
Kolin Wilson	1	1	1.0	0	1
Nevaeh Sanders	1	0	0.0	0	0
Total	**12**	**133**	**11.1**	**0**	**43**
Opponents	**2**	**-6**	**-3.0**	**0**	**1**

Kick Returns

Player	no.	yds	avg	td	lg
Johnnie Daniels	1	13	13.0	0	13
Total	**1**	**13**	**13.0**	**0**	**13**
Opponents	**6**	**92**	**15.3**	**0**	**32**

All Purpose

Player	g	rush	rcv	pr	kr	ir	total	avg/g
Anthony Evans III	5	23	323	132	0	0	478	95.6
Fluff Bothwell	5	405	31	0	0	0	436	87.2
Brenen Thompson	5	10	324	0	0	0	334	66.8
Davon Booth	5	207	29	0	0	0	236	47.2
Jordan Mosley	5	0	159	0	0	0	159	31.8
Seydou Traore	5	0	115	0	0	0	115	23.0
Ayden Williams	5	0	94	0	0	0	94	18.8
Xavier Gayten	5	95	-4	0	0	0	91	18.2
Kamario Taylor	4	79	0	0	0	0	79	19.8
Johnnie Daniels	3	44	19	0	13	0	76	25.3
Blake Shapen	5	55	0	0	0	0	55	11.0
Seth Davis	2	47	0	0	0	0	47	23.5
Kolin Wilson	2	26	0	1	0	0	27	13.5
Zakari Tillman	5	0	0	0	0	26	26	5.2
Luke Kromenhoek	2	24	0	0	0	0	24	12.0
Jahron Manning	5	0	0	0	0	21	21	4.2
Sam West	5	15	0	0	0	0	15	3.0
Ricky Johnson	5	0	14	0	0	0	14	2.8
Markus Allen	5	0	7	0	0	0	7	1.4
Hunter Washington	5	0	0	0	0	6	6	1.2
Stonka Burnside	4	6	0	0	0	0	6	1.5
Sanfrisco Magee	2	0	6	0	0	0	6	3.0
Jayven Williams	5	0	0	0	0	4	4	0.8
Gracen Harris	2	0	4	0	0	0	4	2.0
Cam Ball	5	0	3	0	0	0	3	0.6
Max Reese	4	0	1	0	0	0	1	0.3
DeAgo Brumfield	5	0	0	0	0	-11	-11	-2.2
Total	**5**	**1029**	**1125**	**133**	**13**	**46**	**2346**	**469.2**
Opponents	**5**	**677**	**851**	**-6**	**92**	**37**	**1651**	**330.2**

Total Offense

Player	g	plays	rush	pass	total	avg/g
Blake Shapen	5	172	55	1059	1114	222.8
Fluff Bothwell	5	70	405	0	405	81.0
Davon Booth	5	51	207	0	207	41.4
Kamario Taylor	4	13	79	46	125	31.3
Xavier Gayten	5	8	95	0	95	19.0
Seth Davis	2	5	47	0	47	23.5
Johnnie Daniels	3	9	44	0	44	14.7
Luke Kromenhoek	2	8	24	20	44	22.0
Kolin Wilson	2	5	26	0	26	13.0
Anthony Evans III	5	4	23	0	23	4.6
Sam West	5	1	15	0	15	3.0
Brenen Thompson	5	1	10	0	10	2.0
Stonka Burnside	4	1	6	0	6	1.5
Total	**5**	**349**	**1029**	**1125**	**2154**	**430.8**
Opponents	**5**	**320**	**677**	**851**	**1528**	**305.6**

2025-26 Mississippi St. Football
Combined Team Statistics
All games

Team Defense

			Tackles				Sacks	Pass defense			Fumbles		blkd	
##	Player	gp	ua	a	tot	tfl/yds	no-yds	int-yds	brup	qbh	fr-yds	ff	kick	saf
2	Isaac Smith	5	2	26	28	.	.	1-0	1	.	.	.	.	.
13	Jahron Manning	5	3	24	27	.	.	1-21	4	.	.	.	.	.
40	Nic Mitchell	5	1	22	23	0.5-1	.	.	.	.	1-1	.	.	.
44	Branden Jennings	5	2	21	23	.	.	.	1	1	.	.	.	.
7	Zakari Tillman	5	4	19	23	2.5-9	1-7	1-26	.	1	.	.	.	.
10	Jalen Smith	5	4	17	21	0.5-1	.	.	.	.	.	.	.	.
21	Hunter Washington	5	7	13	20	.	.	1-6	.	.	.	.	.	.
3	Brylan Lanier	5	6	14	20	0.5-0	.	1-0	1	.	.	.	.	.
16	Derion Gullette	3	5	11	16	.	.	.	.	.	.	.	.	.
4	DeAgo Brumfield	5	10	6	16	1-2	.	1--11	3	1	.	.	.	.
8	Malick Sylla	5	4	11	15	1.5-2	.	.	1	3	.	.	.	.
11	Tyler Lockhart	4	2	12	14	.	.	.	.	2	.	.	.	.
1	Kelley Jones	5	4	9	13	.	.	.	3	.	.	.	.	.
35	Kalvin Dinkins	5	1	11	12	1-5	.	.	.	.	.	.	.	.
42	DJ Reed	5	3	9	12	2-5	2-5	.	1	3	.	.	.	.
22	Kedrick Bingley-Jones	5	1	10	11	0.5-0	.	.	.	.	.	.	.	.
23	Trevion Williams	5	.	10	10	0.5-2	.	.	.	1	.	.	.	.
92	Jaray Bledsoe	5	3	6	9	2-4	.	.	.	.	.	.	.	.
15	Jayven Williams	5	3	5	8	1-4	.	1-4	1	.	.	2	.	.
43	Will Whitson	2	4	4	8	4.5-22	2-18	.	.	.	.	.	.	.
6	Deonte Anderson	5	1	6	7	1-7	1-7	.	.	.	.	.	.	.
28	Tanner Johnson	5	2	4	6	.	.	.	1	.	.	1	.	.
31	LaKendrick James	3	.	6	6	.	.	.	.	.	.	.	.	.
25	Ray Thomas	3	2	3	5	2-7	1-2	.	.	.	.	1	.	.
27	Red Hibbler	5	1	4	5	1-4	.	.	.	.	.	.	.	.
9	Tony Mitchell	4	4	1	5	1-3	.	.	.	.	.	.	.	.
12	Tyler Woodard	2	1	4	5	.	.	.	.	.	.	.	.	.
20	Jett Jefferson	2	1	4	5	.	.	.	.	.	.	.	.	.
94	Corey Clark	3	.	4	4	.	.	.	.	.	.	.	.	.
98	Ashun Shepphard	2	1	3	4	.	.	.	.	.	.	.	.	.
26	Dwight Lewis III	5	2	2	4	.	.	.	1	.	1-33	.	.	.
36	Ja'Bryis Stewart	4	1	3	4	.	.	.	.	.	.	.	.	.
88	Jamil Burroughs	4	.	3	3	1-1	.	.	.	1	.	.	.	.
46	Joseph Head Jr.	5	1	2	3	.	.	.	.	.	.	.	.	.
37	Nevaeh Sanders	5	.	3	3	.	.	.	.	.	.	.	1	.
19	Cyrus Reyes	5	1	2	3	.	.	.	.	.	.	.	.	.
45	Ethan Myers	5	.	1	1	.	.	.	.	.	.	.	.	.
4	Jordan Mosley	5	1	.	1	.	.	.	.	.	.	.	.	.
49	Marlon Hauck	5	.	1	1	.	.	.	.	.	.	.	.	.
5	Stonka Burnside	4	.	1	1	.	.	.	.	.	.	.	.	.
97	Terrance Hibbler Jr.	1	.	1	1	.	.	.	.	.	.	.	.	.
30	Montrell Chapman	4	.	1	1	.	.	.	.	.	.	.	.	.
32	AJ Rice	1	.	1	1	.	.	.	.	.	.	.	.	.
22	Xavier Gayten	5	.	.	.	.	.	.	.	.	1-0	.	.	.
	Totals	**5**	**88**	**320**	**408**	**24-79**	**7-39**	**7-46**	**18**	**13**	**3-34**	**4**	**1**	**0**
	Opponents	5	143	284	427	26-97	12-67	3-37	18	10	1-41	2	0	0

2025-26 Mississippi St. Football
By Quarter Statistics
All games

3rd-Down Conversions

Date	Opponent		Score	Overall		1st Qtr		2nd Qtr		3rd Qtr		4th Qtr		Overtime	
08/30/2025	at Southern Miss.	W	34-17	8-14	57.1	2-3	66.7	2-5	40.0	3-3	100.0	1-3	33.3	0-1	0.0
09/06/2025	Arizona St.	W	24-20	6-14	42.9	2-5	40.0	1-3	33.3	1-3	33.3	2-3	66.7	0-0	0.0
09/13/2025	Alcorn	W	63-0	4-7	57.1	0-0	0.0	2-4	50.0	0-1	0.0	2-2	100.0	0-0	0.0
09/20/2025	NIU	W	38-10	5-13	38.5	1-3	33.3	1-4	25.0	2-4	50.0	1-2	50.0	0-0	0.0
09/27/2025	Tennessee	Lot1	34-41	8-19	42.1	4-7	57.1	1-4	25.0	2-3	66.7	1-4	25.0	0-0	0.0
	Mississippi St.			**31-67**	**46.3**	**9-18**	**50.0**	**7-20**	**35.0**	**8-14**	**57.1**	**7-14**	**50.0**	**0-1**	**0.0**
	Opponents			**22-68**	**32.4**	**5-17**	**29.4**	**7-20**	**35.0**	**4-13**	**30.8**	**6-18**	**33.3**	**0-0**	**0.0**

4th-Down Conversions

Date	Opponent		Score	Overall		1st Qtr		2nd Qtr		3rd Qtr		4th Qtr		Overtime	
08/30/2025	at Southern Miss.	W	34-17	0-0	0.0	0-0	0.0	0-0	0.0	0-0	0.0	0-0	0.0	0-1	0.0
09/06/2025	Arizona St.	W	24-20	0-2	0.0	0-1	0.0	0-0	0.0	0-1	0.0	0-0	0.0	0-0	0.0
09/13/2025	Alcorn	W	63-0	2-2	100.0	0-0	0.0	2-2	100.0	0-0	0.0	0-0	0.0	0-0	0.0
09/20/2025	NIU	W	38-10	4-4	100.0	1-1	100.0	1-1	100.0	1-1	100.0	1-1	100.0	0-0	0.0
09/27/2025	Tennessee	Lot1	34-41	1-2	50.0	0-0	0.0	0-0	0.0	0-0	0.0	1-1	100.0	0-0	0.0
	Mississippi St.			**7-10**	**70.0**	**1-2**	**50.0**	**3-3**	**100.0**	**1-2**	**50.0**	**2-2**	**100.0**	**0-1**	**0.0**
	Opponents			**5-10**	**50.0**	**0-0**	**0.0**	**1-3**	**33.3**	**0-0**	**0.0**	**4-7**	**57.1**	**0-0**	**0.0**

Time of Possession

Date	Opponent		Score	Overall	1st Qtr	2nd Qtr	3rd Qtr	4th Qtr	Overtime
08/30/2025	at Southern Miss.	W	34-17	29:55	06:49	08:14	09:07	05:45	00:00
09/06/2025	Arizona St.	W	24-20	22:03	09:39	03:56	04:24	04:04	00:00
09/13/2025	Alcorn	W	63-0	16:53	04:14	08:44	-05:54	09:49	00:00
09/20/2025	NIU	W	38-10	31:55	06:29	05:47	09:52	09:47	00:00
09/27/2025	Tennessee	Lot1	34-41	32:23	05:21	12:49	06:26	07:47	00:00
	Mississippi St.		**Total**	**133:09**	**32:32**	**39:30**	**23:55**	**37:12**	**00:00**
			Avg.	**26:38**	**06:30**	**07:54**	**04:47**	**07:26**	**00:00**
	Opponents		**Total**	**166:25**	**27:50**	**50:08**	**45:15**	**43:12**	**00:00**
			Avg.	**33:17**	**05:34**	**10:02**	**09:03**	**08:38**	**00:00**

2025-26 Mississippi St. Football
Red-Zone Results
All games

Mississippi St. Inside Opponent Red-Zone

Date	Opponent		Score	Times In RZ	Times Scored	Total Pts	TDs	Rush TDs	Pass TDs	FGs Made	Failed to score inside RZ FGA	Down	Int	Fumb	Half	Game
08/30/2025	at Southern Miss.	W	34-17	4	4	24	3	3	0	1	1	0	0	0	0	0
09/06/2025	Arizona St.	W	24-20	1	1	3	0	0	0	1	1	0	0	0	0	0
09/13/2025	Alcorn	W	63-0	5	5	35	5	4	1	0	0	0	0	0	0	0
09/20/2025	NIU	W	38-10	6	6	38	5	4	1	1	1	0	0	0	0	0
09/27/2025	Tennessee	L	34-41	5	4	28	4	3	1	0	0	1	0	0	0	0
	Totals 20 of 21 (95.2%)			**21**	**20**	**128**	**17**	**14**	**3**	**3**	**3**	**1**	**0**	**0**	**0**	**0**

Opponents Inside Mississippi St. Red-Zone

Date	Opponent		Score	Times In RZ	Times Scored	Total Pts	TDs	Rush TDs	Pass TDs	FGs Made	Failed to score inside RZ FGA	Down	Int	Fumb	Half	Game
08/30/2025	Southern Miss.	W	34-17	3	2	14	2	0	2	0	0	1	0	0	0	0
09/06/2025	Arizona St.	W	24-20	3	3	17	2	1	1	1	1	0	0	0	0	0
09/13/2025	Alcorn	W	63-0	1	0	0	0	0	0	0	1	0	0	0	0	0
09/20/2025	NIU	W	38-10	2	1	3	0	0	0	1	1	0	1	0	0	0
09/27/2025	Tennessee	L	34-41	4	4	20	2	1	1	2	2	0	0	0	0	0
	Totals 10 of 13 (76.9%)			**13**	**10**	**54**	**6**	**2**	**4**	**4**	**5**	**1**	**1**	**0**	**0**	**0**

2025-26 Mississippi St. Football
Passing Game-by-Game
All games

#1 Kamario Taylor	Comp	Att	Int	Pct	Yards	TD	Long	Sacked	Effic.
Alcorn	2	3	0	66.7	46	1	42	0-0	305.5
Totals	**2**	**3**	**0**	**66.7**	**46**	**1**	**42**	**0-0**	**305.5**

#2 Blake Shapen	Comp	Att	Int	Pct	Yards	TD	Long	Sacked	Effic.
Southern Miss.	26	33	1	78.8	272	1	57	1-6	152.0
Arizona St.	19	33	0	57.6	279	3	58	3-15	158.6
Alcorn	10	14	1	71.4	173	2	75	0-0	208.1
NIU	12	20	0	60.0	160	1	57	2-14	143.7
Tennessee	18	29	1	62.1	175	1	49	6-32	117.2
Totals	**85**	**129**	**3**	**65.9**	**1059**	**8**	**75**	**12-67**	**150.7**

#17 Luke Kromenhoek	Comp	Att	Int	Pct	Yards	TD	Long	Sacked	Effic.
Southern Miss.	1	3	0	33.3	7	0	7	0-0	52.9
Alcorn	1	1	0	100.0	13	0	13	0-0	209.2
Totals	**2**	**4**	**0**	**50.0**	**20**	**0**	**13**	**0-0**	**92.0**

2025-26 Mississippi St. Football
Rushing/Receiving Game-by-Game
All games

Rushing

Player	No-Yds/TD	USM	ASU	Alcorn	NIU	UT
Fluff Bothwell	70-405/6	10-43/2	8-34/0	12-93/2	17-101/0	23-134/2
Davon Booth	51-207/4	16-80/1	9-33/0	2-14/0	7-22/2	17-58/1
Blake Shapen	43-55/1	5-2/0	12-6/0	3-12/1	11-51/0	12--16/0
Kamario Taylor	10-79/0	1-3/0	DNP	3-40/0	3-26/0	3-10/0
Johnnie Daniels	9-44/0	4-28/0	-	5-16/0	DNP	DNP
Xavier Gayten	8-95/2	-	-	4-50/1	4-45/1	-
Seth Davis	5-47/1	DNP	DNP	2-31/1	3-16/0	DNP
Kolin Wilson	5-26/0	1-3/0	DNP	4-23/0	DNP	DNP
Luke Kromenhoek	4-24/1	3-21/0	DNP	1-3/1	DNP	DNP
Anthony Evans III	4-23/0	-	-	-	3-21/0	1-2/0
Sam West	1-15/0	-	-	-	-	1-15/0
Brenen Thompson	1-10/1	-	-	-	1-10/1	-
Stonka Burnside	1-6/0	1-6/0	-	DNP	-	-

Receiving

Player	No-Yds/TD	USM	ASU	Alcorn	NIU	UT
Anthony Evans III	26-323/2	4-36/0	9-108/1	4-66/1	4-80/0	5-33/0
Brenen Thompson	20-324/3	7-92/0	6-133/2	2-53/1	2-13/0	3-33/0
Seydou Traore	10-115/3	5-79/1	-	-	1-1/1	4-35/1
Jordan Mosley	7-159/1	2-19/0	-	1-75/1	1-45/0	3-20/0
Ayden Williams	6-94/0	2-17/0	1-12/0	1-13/0	1-3/0	1-49/0
Fluff Bothwell	5-31/0	-	1-5/0	1-14/0	2-10/0	1-2/0
Davon Booth	3-29/0	1-12/0	1-9/0	-	1-8/0	-
Johnnie Daniels	3-19/0	3-19/0	-	-	DNP	DNP
Ricky Johnson	2-14/0	1-2/0	1-12/0	-	-	-
Max Reese	2-1/0	-	DNP	2-1/0	-	-
Markus Allen	1-7/0	1-7/0	-	-	-	-
Sanfrisco Magee	1-6/0	DNP	DNP	1-6/0	-	DNP
Gracen Harris	1-4/0	-	DNP	1-4/0	DNP	DNP
Cam Ball	1-3/0	-	-	-	-	1-3/0
Xavier Gayten	1--4/0	1--4/0	-	-	-	-

2025-26 Mississippi St. Football
Total Tackles Game-by-Game
All games

as of Sep 30, 2025

Total Tackles

Player	S-A	Total	USM	ASU	Alcorn	NIU	UT
Isaac Smith	2-26	28	0-7	1-7	0-3	1-5	0-4
Jahron Manning	3-24	27	0-4	0-9	0-1	2-5	1-5
Zakari Tillman	4-19	23	0-3	0-7	0-3	0-4	4-2
Branden Jennings	2-21	23	0-3	0-7	0-1	0-2	2-8
Nic Mitchell	1-22	23	0-5	0-9	0-4	1-2	0-2
Jalen Smith	4-17	21	3-4	0-5	0-1	1-3	0-4
Hunter Washington	7-13	20	2-2	1-4	1-1	2-3	1-3
Brylan Lanier	6-14	20	2-4	1-2	1-1	1-4	1-3
DeAgo Brumfield	10-6	16	-	5-2	0-1	2-2	3-1
Derion Gullette	5-11	16	1-3	1-6	3-2	DNP	DNP
Malick Sylla	4-11	15	3-3	0-4	0-2	1-1	0-1
Tyler Lockhart	2-12	14	0-3	DNP	1-1	0-3	1-5
Kelley Jones	4-9	13	1-1	1-5	0-1	0-2	2-0
DJ Reed	3-9	12	0-1	-	1-3	0-3	2-2
Kalvin Dinkins	1-11	12	0-2	1-5	-	-	0-4
Kedrick Bingley-Jones	1-10	11	0-1	0-3	0-3	0-1	1-2
Trevion Williams	0-10	10	0-1	0-4	0-1	0-2	0-2
Jaray Bledsoe	3-6	9	0-4	2-0	-	0-1	1-1
Will Whitson	4-4	8	2-2	2-2	DNP	DNP	DNP
Jayven Williams	3-5	8	0-1	0-1	1-1	1-0	1-2
Deonte Anderson	1-6	7	0-2	1-2	-	0-2	-
Tanner Johnson	2-4	6	1-2	-	1-2	-	-
LaKendrick James	0-6	6	0-4	-	0-2	DNP	DNP
Tony Mitchell	4-1	5	-	DNP	2-0	-	2-1
Ray Thomas	2-3	5	DNP	DNP	1-3	1-0	-
Tyler Woodard	1-4	5	1-3	0-1	DNP	DNP	DNP
Jett Jefferson	1-4	5	DNP	DNP	DNP	1-2	0-2
Red Hibbler	1-4	5	0-1	0-1	-	1-1	0-1
Dwight Lewis III	2-2	4	0-2	-	2-0	-	-
Ja'Bryis Stewart	1-3	4	-	-	1-3	-	DNP
Ashun Shepphard	1-3	4	1-3	-	DNP	DNP	DNP
Corey Clark	0-4	4	0-2	DNP	0-2	-	DNP
Cyrus Reyes	1-2	3	0-1	-	1-1	-	-
Joseph Head Jr.	1-2	3	-	-	1-2	-	-
Nevaeh Sanders	0-3	3	0-3	-	-	-	-
Jamil Burroughs	0-3	3	DNP	0-1	0-2	-	-
Jordan Mosley	1-0	1	-	-	1-0	-	-
Stonka Burnside	0-1	1	-	0-1	DNP	-	-
Montrell Chapman	0-1	1	-	-	0-1	-	DNP
AJ Rice	0-1	1	DNP	DNP	0-1	DNP	DNP
Ethan Myers	0-1	1	-	-	-	-	0-1
Marlon Hauck	0-1	1	0-1	-	-	-	-
Terrance Hibbler Jr.	0-1	1	DNP	DNP	0-1	DNP	DNP

2025-26 Mississippi St. Football
Tackles For Loss Game-by-Game
All games

Page 1/1
as of Sep 30, 2025

Player	UA-A	Total	USM	ASU	Alcorn	NIU	UT
Will Whitson	4-1	4.5	2.5-7	2.0-15	DNP	DNP	DNP
Zakari Tillman	2-1	2.5	-	0.5-1	-	-	2.0-8
Ray Thomas	2-0	2.0	DNP	DNP	1.0-5	1.0-2	-
DJ Reed	2-0	2.0	-	-	1.0-4	-	1.0-1
Jaray Bledsoe	1-2	2.0	0.5-2	-	-	0.5-0	1.0-2
Malick Sylla	1-1	1.5	-	-	0.5-1	1.0-1	-
Deonte Anderson	1-0	1.0	-	1.0-7	-	-	-
Tony Mitchell	1-0	1.0	-	DNP	1.0-3	-	-
Jayven Williams	1-0	1.0	-	-	-	1.0-4	-
Red Hibbler	1-0	1.0	-	-	-	1.0-4	-
Kalvin Dinkins	1-0	1.0	-	1.0-5	-	-	-
DeAgo Brumfield	0-2	1.0	-	0.5-1	-	0.5-1	-
Jamil Burroughs	0-2	1.0	DNP	-	1.0-1	-	-
Brylan Lanier	0-1	0.5	-	0.5-0	-	-	-
Jalen Smith	0-1	0.5	-	0.5-1	-	-	-
Kedrick Bingley-Jones	0-1	0.5	-	-	0.5-0	-	-
Trevion Williams	0-1	0.5	-	-	-	0.5-2	-
Nic Mitchell	0-1	0.5	-	-	-	0.5-1	-

2025-26 Mississippi St. Football
Sacks Game-by-Game
All games

Page 1/1
as of Sep 30, 2025

Player	UA-A	Total	USM	ASU	Alcorn	NIU	UT
DJ Reed	2-0	2	-	-	1-4	-	1-1
Will Whitson	2-0	2	1-4	1-14	DNP	DNP	DNP
Deonte Anderson	1-0	1	-	1-7	-	-	-
Zakari Tillman	1-0	1	-	-	-	-	1-7
Ray Thomas	1-0	1	DNP	DNP	-	1-2	-

2025-26 Mississippi St. Football
Returns Game-by-Game
All games

Page 1/1
as of Sep 30, 2025

Punt Returns

Player	No-Yds	USM	ASU	Alcorn	NIU	UT
Anthony Evans III	10-132	3-0	2-31	3-97	1-1	1-3
Kolin Wilson	1-1	-	DNP	1-1	DNP	DNP
Nevaeh Sanders	1-0	-	-	-	1-0	-

Kick Returns

Player	No-Yds	USM	ASU	Alcorn	NIU	UT
Johnnie Daniels	1-13	-	1-13	-	DNP	DNP

Interceptions Returns

Player	No-Yds	USM	ASU	Alcorn	NIU	UT
Zakari Tillman	1-26	-	-	-	-	1-26
Jahron Manning	1-21	-	-	-	-	1-21
Hunter Washington	1-6	-	1-6	-	-	-
Jayven Williams	1-4	-	1-4	-	-	-
Isaac Smith	1-0	-	-	-	1-0	-
Brylan Lanier	1-0	1-0	-	-	-	-
DeAgo Brumfield	1--11	-	-	1--11	-	-

Fumble Returns

Player	No-Yds	USM	ASU	Alcorn	NIU	UT
Dwight Lewis III	1-33	-	-	1-33	-	-
Nic Mitchell	1-1	-	-	1-1	-	-
Xavier Gayten	1-0	-	-	-	-	1-0

2025-26 Mississippi St. Football
Fumbles Game-by-Game
All games

Page 1/1
as of Sep 30, 2025

Fumbles

Player	No-Lost	USM	ASU	Alcorn	NIU	UT
Blake Shapen	2-0	1-0	-	-	-	1-0

Fumbles Forced

Player	Number	USM	ASU	Alcorn	NIU	UT
Jayven Williams	2	-	-	1	1	-
Ray Thomas	1	DNP	DNP	1	-	-
Tanner Johnson	1	-	-	1	-	-

Fumbles Recovered

Player	Number	USM	ASU	Alcorn	NIU	UT
Xavier Gayten	1	-	-	-	-	1
Dwight Lewis III	1	-	-	1	-	-
Nic Mitchell	1	-	-	1	-	-

2025-26 Mississippi St. Football
Games Played
All games

##	Player	GP-GS	USM	ASU	Alcorn	NIU	UT
0	Brenen Thompson	5/5	START	START	START	START	START
0	Fatt Forrest	4/0	XXX	...	XXX	XXX	XXX
1	Kelley Jones	5/5	START	START	START	START	START
1	Kamario Taylor	4/0	XXX	...	XXX	XXX	XXX
2	Blake Shapen	5/5	START	START	START	START	START
2	Isaac Smith	5/5	START	START	START	START	START
3	Brylan Lanier	5/3	START	XXX	START	START	XXX
3	Anthony Evans III	5/5	START	START	START	START	START
4	Jordan Mosley	5/5	START	START	START	START	START
4	DeAgo Brumfield	5/5	START	START	START	START	START
5	Max Reese	4/0	XXX	...	XXX	XXX	XXX
5	Stonka Burnside	4/0	XXX	XXX	...	XXX	XXX
6	Deonte Anderson	5/4	START	XXX	START	START	START
6	Davon Booth	5/4	START	START	START	START	XXX
7	Markus Allen	5/0	XXX	XXX	XXX	XXX	XXX
7	Zakari Tillman	5/5	START	START	START	START	START
8	Seydou Traore	5/5	START	START	START	START	START
8	Malick Sylla	5/0	XXX	XXX	XXX	XXX	XXX
9	Tony Mitchell	4/0	XXX	...	XXX	XXX	XXX
9	Ricky Johnson	5/0	XXX	XXX	XXX	XXX	XXX
10	Cam Ball	5/0	XXX	XXX	XXX	XXX	XXX
10	Jalen Smith	5/0	XXX	XXX	XXX	XXX	XXX
11	Ayden Williams	5/0	XXX	XXX	XXX	XXX	XXX
11	Tyler Lockhart	4/0	XXX	...	XXX	XXX	XXX
12	Cam Thompson	3/0	XXX	...	XXX	XXX	...
12	Tyler Woodard	2/0	XXX	XXX	...	...	...
13	Sanfrisco Magee	2/0	...	...	XXX	XXX	...
13	Jahron Manning	5/2	XXX	START	XXX	XXX	START
14	Lo'Kavion Jackson	0/0	...	...	...	...	...
14	Gracen Harris	2/0	XXX	...	XXX	...	...
15	Jayven Williams	5/0	XXX	XXX	XXX	XXX	XXX
15	Parker Puckett	1/0	...	...	XXX	...	...
16	Derion Gullette	3/0	XXX	XXX	XXX	...	...
17	Luke Kromenhoek	2/0	XXX	...	XXX	...	...
17	Kyle Johnson	1/0	...	...	XXX	...	...
18	Jaron Glover	3/0	...	XXX	XXX	...	XXX
18	Sekou Smith Jr.	0/0	...	...	...	...	...
19	Cyrus Reyes	5/0	XXX	XXX	XXX	XXX	XXX
20	Johnnie Daniels	3/0	XXX	XXX	XXX	...	...
20	Jett Jefferson	2/0	...	...	...	XXX	XXX
21	Hunter Washington	5/5	START	START	START	START	START
21	Geron Johnson	0/0	...	...	...	...	...
22	Kedrick Bingley-Jones	5/5	START	START	START	START	START
22	Xavier Gayten	5/0	XXX	XXX	XXX	XXX	XXX
23	Trevion Williams	5/0	XXX	XXX	XXX	XXX	XXX
23	Seth Davis	2/0	...	...	XXX	XXX	...
24	Elijah Cannon	3/0	...	XXX	XXX	XXX	...
24	Fluff Bothwell	5/1	XXX	XXX	XXX	XXX	START
25	Ray Thomas	3/0	...	...	XXX	XXX	XXX
26	Dwight Lewis III	5/0	XXX	XXX	XXX	XXX	XXX
26	Kolin Wilson	2/0	XXX	...	XXX	...	...
27	Red Hibbler	5/0	XXX	XXX	XXX	XXX	XXX
28	Tanner Johnson	5/0	XXX	XXX	XXX	XXX	XXX
29	Boogie Johnson	0/0	...	...	...	...	...
30	Montrell Chapman	4/0	XXX	XXX	XXX	XXX	...
31	LaKendrick James	3/0	XXX	XXX	XXX	...	...
32	AJ Rice	1/0	...	...	XXX	...	...
33	DK McGruder	0/0	...	...	...	...	...
34	Vic Sutton	1/0	...	...	XXX	...	...
35	Kalvin Dinkins	5/1	XXX	XXX	XXX	XXX	START

2025-26 Mississippi St. Football
Games Played
All games

##	Player	GP-GS	USM	ASU	Alcorn	NIU	UT
36	Ja'Bryis Stewart	4/0	XXX	XXX	XXX	XXX	...
37	Nevaeh Sanders	5/0	XXX	XXX	XXX	XXX	XXX
38	Nathan Tiyce	4/0	XXX	XXX	XXX	XXX	...
38	Jaylen Antoine	0/0	...	...	...	...	...
39	Kallen Cosper	1/0	...	...	XXX	...	...
40	Nic Mitchell	5/5	START	START	START	START	START
41	Tyshun Willis	1/0	...	...	XXX	...	...
42	DJ Reed	5/0	XXX	XXX	XXX	XXX	XXX
42	Samuel Paxton	1/0	...	...	XXX	...	...
43	Will Whitson	2/1	XXX	START	...	...	...
44	Branden Jennings	5/5	START	START	START	START	START
45	Ethan Myers	5/0	XXX	XXX	XXX	XXX	XXX
46	Joseph Head Jr.	5/0	XXX	XXX	XXX	XXX	XXX
47	William Wilkinson	1/0	...	...	XXX	...	...
47	Sean Pleasant	0/0	...	...	...	...	...
48	Turner Reeves	0/0	...	...	...	...	...
49	Marlon Hauck	5/0	XXX	XXX	XXX	XXX	XXX
50	Koby Keenum	5/0	XXX	XXX	XXX	XXX	XXX
51	Luke Work	4/0	...	XXX	XXX	XXX	XXX
52	Zack Owens	5/5	START	START	START	START	START
53	Brennan Smith	3/0	XXX	...	XXX	XXX	...
54	Blake Steen	1/1	START	...	...	...	...
55	Colin Coates	0/0	...	...	...	...	...
55	Jakheem Shumpert-Perkins	2/0	XXX	...	XXX	...	...
56	Wesley Davis	5/0	XXX	XXX	XXX	XXX	XXX
58	TJ Lockhart	1/0	...	...	XXX	...	...
59	Alex Lopez	1/0	...	...	XXX	...	...
60	Matthew Lefeau	0/0	...	...	...	...	...
61	Trevor Mayberry	5/0	XXX	XXX	XXX	XXX	XXX
65	Spencer Dowland	1/0	...	...	XXX	...	...
70	Breyden Turnage	1/0	...	...	XXX	...	...
71	Saquon Miles	1/0	...	...	XXX	...	...
72	Canon Boone	5/5	START	START	START	START	START
73	Jaekwon Bouldin	1/0	...	...	XXX	...	...
74	Jimothy Lewis Jr.	4/1	XXX	...	START	XXX	XXX
75	Jacoby Jackson	5/5	START	START	START	START	START
76	Albert Reese IV	4/4	START	START	...	START	START
77	Jayvin Q. James	4/4	...	START	START	START	START
80	Kyle Ferrie	5/0	XXX	XXX	XXX	XXX	XXX
80	AJ Lewis Jr.	0/0	...	...	...	...	...
81	Bull Mitchell	1/0	...	...	XXX	...	...
82	Davian Jackson	0/0	...	...	...	...	...
83	Ferzell Shepard	0/0	...	...	...	...	...
84	Emeka Iloh	0/0	...	...	...	...	...
87	Sam West	5/0	XXX	XXX	XXX	XXX	XXX
88	Jamil Burroughs	4/0	...	XXX	XXX	XXX	XXX
88	Ethan Pulliam	5/0	XXX	XXX	XXX	XXX	XXX
88	Joeseph Skipworth	1/0	...	...	XXX	...	...
89	Jessie Primer IV	0/0	...	...	...	...	...
90	Kai McClendon	0/0	...	...	...	...	...
92	Jaray Bledsoe	5/4	START	START	START	START	XXX
94	Corey Clark	3/0	XXX	...	XXX	XXX	...
97	Terrance Hibbler Jr.	1/0	...	...	XXX	...	...
98	Ashun Shepphard	2/0	XXX	XXX	...	...	...
99	Diesel Moye	3/0	XXX	XXX	...	XXX	...

HEAD COACH JEFF LEBBY

Jeff Lebby, a dynamic playcaller and the mastermind behind many of college football's most feared offenses, was named the 36th head football coach in Mississippi State history on Nov. 26, 2023.

One of college football's top offensive minds, Lebby has orchestrated high-octane offenses at every career stop. Since becoming an offensive coordinator at the FBS level in 2019, he led all active coordinators in 50+ point games (14). His 2023 unit at Oklahoma scored an FBS-best 65+ points three times and ranked No. 4 nationally in scoring offense (41.7 ppg). His offense was also one of only three to rank inside the top six nationally in total offense, scoring offense and passing offense.

Explosive plays have been a trademark of Lebby-coached offenses. Since 2019, he has produced five individual 3,000-yard passing seasons and four individual 1,000-yard receiving seasons. His offensive units finished in the top six nationally in total offense three times since 2019, highlighted by a trio of top 3 finishes at UCF (No. 2 in 2019 with 540.5 ypg), Ole Miss (No. 3 in 2020 with 555.5 ypg) and Oklahoma (No. 3 in 2023 with 507.0 ypg).

Lebby is no stranger to the Southeastern Conference, having spent two seasons in Oxford directing the Ole Miss offense and coaching quarterbacks. Under his direction, the offense led the SEC in total offense in 2020 and again in 2021 (492.5 ypg; ranked No. 6 nationally), twice earning him semifinalist honors for the Broyles Award.

Prior to Ole Miss, Lebby spent two seasons at UCF under current Tennessee head coach Josh Heupel. He coached the quarterbacks in 2018 before being elevated to offensive coordinator in 2019. During the 2019 season, UCF ranked second nationally in total offense (540.5 ypg) and fifth in scoring offense (43.4 ppg). His unit was one of only two in the country to average more than 300 passing yards and 200 rushing yards per game.

Lebby has found offensive success everywhere he has coached. In 2017, he guided Southeastern University to the NAIA's best scoring offense (55.1 ppg) and ranked third in total offense (557.4 ypg).

While at Baylor, he coached running backs from 2012-16 and was also the passing game coordinator and offensive recruiting coordinator in 2015 and 2016. In Lebby's five seasons as Baylor's running backs coach, he coached five 1,000-yard rushers. Baylor's 2015 squad ranked No. 2 in the nation in rushing offense with two 1,000-yard rushers. In 2013, he earned the FootballScoop Running Backs Coach of the Year award after coaching Baylor's first back-to-back 1,000-yard rusher.

A 2007 graduate of Oklahoma, Lebby was a four-year student assistant for the football program.

AN OFFENSIVE MAESTRO

Total Offense

Year	Avg./G	FBS Rk.	Conf. Rk.
2024 - MSU	377.2	78th	16th (SEC)
2023 - Oklahoma	507.0	3rd	1st (Big 12)
2022 - Oklahoma	474.0	13th	1st (Big 12)
2021 - Ole Miss	492.5	6th	1st (SEC)
2020 - Ole Miss	555.5	3rd	1st (SEC)
2019 - UCF	540.5	2nd	1st (AAC)

Scoring Offense

Year	PPG	FBS Rk.	Conf. Rk.
2024 - MSU	25.8	86th	14th
2023 - Oklahoma	41.7	4th	1st
2022 - Oklahoma	32.8	31st	5th
2021 - Ole Miss	33.7	24th	4th
2020 - Ole Miss	39.2	14th	3rd
2019 - UCF	43.4	5th	1st

Passing Offense

Year	Avg./G	FBS Rk.	Conf. Rk.
2024 - MSU	239.3	50th	7th
2023 - Oklahoma	324.8	6th	1st
2022 - Oklahoma	254.6	41st	5th
2021 - Ole Miss	274.8	22nd	3rd
2020 - Ole Miss	344.9	7th	3rd
2019 - UCF	316.7	8th	1st

Rushing Offense

Year	Avg./G	FBS Rk.	Conf. Rk.
2024 - MSU	137.9	87th	14th
2023 - Oklahoma	182.2	34th	7th
2022 - Oklahoma	219.4	10th	1st
2021 - Ole Miss	217.6	12th	3rd
2020 - Ole Miss	210.6	26th	1st
2019 - UCF	223.8	19th	3rd

3,000+ Yard Passers Under Coach Lebby

Player	Yards	Cmp-Att-Int	TDs	Season
Dillon Gabriel	3,660	266-384-6	30	2023
Dillon Gabriel	3,163	229-366-6	25	2022
Matt Corral	3,349	262-386-5	20	2021
Matt Corral	3,337	231-326-14	29	2020
Dillon Gabriel	3,653	236-398-7	29	2019

Plays of 20+ Yards From Scrimmage

Year	No.	FBS Rk.
2024 - MSU	50	87th
2023 - Oklahoma	73	9th
2022 - Oklahoma	75	25th
2021 - Ole Miss	74	17th
2020 - Ole Miss	71	9th
2019 - UCF	95	6th

1,000+ Yard Receivers Under Coach Lebby

Player	Yards	Rec.	TDs	Season
Marvin Mims	1,083	54	6	2022
Dontario Drummond	1,028	76	8	2021
Elijah Moore	1,193	86	8	2020
Gabriel Davis	1,241	72	12	2019

1,000+ Yard Rushers Under Coach Lebby

Player	Yards	Att.	TDs	Season
Eric Gray	1,366	213	11	2022

COACH LEBBY'S FILE

Hometown	Andrews, Texas
College	Oklahoma, 2007
High School	Andrews HS, 2002
X/Twitter	@Coach_Leb
Birthday	Jan. 5, 1984
Wife	Staley
Children	Daughter, Kora & Son, Kane

RECORD AS A HEAD COACH

Record at Mississippi State	6-11 (2nd Season)
Career Record	Same
SEC Record	0-9 (2nd Season)
Record at Davis Wade Stadium	5-6 (2nd Season)

COACHING EXPERIENCE

2024-present
Mississippi State, Head Coach

2022-2023
Oklahoma, Offensive Coordinator / Quarterbacks

2020-2021
Ole Miss, Offensive Coordinator / Quarterbacks

2019
UCF, Offensive Coordinator / Quarterbacks

2018
UCF, Quarterbacks / Passing Game Coordinator

2017
Southeastern, Offensive Coordinator

2015-16
Baylor, Passing Game / Offensive Recruiting Coordinator

2012-16
Baylor, Running Backs Coach

2008-11
Baylor, Assistant Director of Football Operations

2007
Victoria Memorial HS (TX), Offensive Line / Tight Ends Coach

2003-06
Oklahoma, Student Assistant

CONFERENCE CHAMPIONSHIPS (2)

2014 - Big 12	Baylor (Running Backs Coach)
2013 - Big 12	Baylor (Running Backs Coach)

BOWL GAMES (16)

2022	Cheez-It Bowl (Oklahoma)
2021	Sugar Bowl (Ole Miss)
2021	Outback Bowl (Ole Miss)
2019	Gasparilla Bowl (UCF)
2019	Fiesta Bowl (UCF)
2016	Cactus Bowl (Baylor)
2015	Russell Athletic Bowl (Baylor)
2015	Cotton Bowl (Baylor)
2014	Fiesta Bowl (Baylor)
2012	Holiday Bowl (Baylor)
2011	Alamo Bowl (Baylor)
2010	Texas Bowl (Baylor)
2007	Fiesta Bowl (Oklahoma)
2005	Holiday Bowl (Oklahoma)
2005	Orange Bowl (Oklahoma)
2004	Sugar Bowl (Oklahoma)

COACHING STAFF

Anthony Tucker

Assistant Head Coach / Pass Game Coordinator
Running Backs • 2nd Season

Matt Barnes

Co-Defensive Coordinator
Safeties • 2nd Season

Chad Bumphis

Assistant Coach
Wide Receivers • 2nd Season

Vincent Dancy

Assistant Coach
Defensive Ends & Outside Linebackers • 1st Season

Phil Loadholt

Assistant Coach
Offensive Line • 1std Season

David Turner

Assistant Coach
Defensive Line • 2nd Season

Coleman Hutzler

Defensive Coordinator
Linebackers • 2nd Season

Corey Bell

Assistant Coach
Cornerbacks • 2nd Season

Jon Cooper

Assistant Coach / Run Game Coordinator
Tight Ends • 2nd Season

**Press Box*

Matt Holecek

Assistant Coach
Quarterbacks • 2nd Season

**Press Box*

Cliff Odom

Assistant Coach
Special Teams Coordinator • 2nd Season

ANALYSTS

Mike MacIntyre	Senior Defensive Analyst **Press Box*
Paul Rhoads	Senior Defensive Analyst
Benton Duby	Wide Receiver Analyst
Alex Jackson	Assistant Offensive Line Coach
Tanner Schafer	Quarterback Analyst
Ben Tawwater	Offensive Line Analyst
Dalton White	Offensive Analyst
Nate Klain	Offensive Analyst
Evan Harvey	Assistant Defensive Backs Coach
Nick Licostie	Defensive Analyst
Chad Stalnaker	Defensive Analyst
Erroll Thompson	Linebacker Analyst
Tim Washington	Assistant Defensive Line Coach
Joey Connors	Assistant Special Teams Coach

QUARTERBACKS

#2 • Blake Shapen

Quarterback

6-1 • 210 • Gr.

Shreveport, La. • Evangel Christian Academy (Baylor)

- **2025 Manning Stars of the Week (Wk 2 vs #12 Arizona State)**
- **2025 Davey O'Brien Great 8 Passer (Wk 2 vs #12 Arizona State)**
- **2025 Panini Senior Bowl Top 300 Watch List**
- **2024 & 2025 Johnny Unitas Golden Arm Award Watch List**
- **2024 & 2025 Shrine Bowl 1000 Watch List**
- **2025 Reese's Senior Bowl Watchlist**
- **2022 Honorable Mention All-Big 12**
- **2021 Big 12 Championship Most Outstanding Performer**
- **2021 Big 12 Champion**

2025 (Graduate Season)
Blake has a career record of 15-17 as a starter ... He has made 30 consecutive starts at quarterback ... Has thrown a touchdown pass in 20 straight games (longest active streak in the country) ... Has thrown for at least 200 yards in 11 of his last 16 games ... Five of his eight touchdown passes have been for more than 40 yards ... **Southern Miss (8/30):** First Touchdown of the season was a 55 yard strike to Seydou Traore ... 3rd career game at State with 250+ passing yards ... **Arizona State (9/7):** All three touchdown passes were greater than 45 yards ... 4th game at State with 250+ passing yards ... **Alcorn State (9/13):** Earned his 50th career passing touchdown on his 22-yard pass to Anthony Evans ... That 22-yard TD pass was his first TD pass of the season that was less than 45 yards ... Earned his first rushing touchdown of the season ... Only played the first half ... **NIU (9/20):** His 51 rushing yards was his career high mark.

Career Highs

Attempts	45, at Kansas State (11/11/2023)*
Completions	29, vs. Houston (11/04/2023)*
Passing Yards	345, vs. Oklahoma State (10/01/2022)*
Passing Touchdowns	4, vs. Kansas State (11/11/2023)*
Longest Pass	80 yards, at Arizona State (09/07/2024)
Rushing Attempts	12, 3x, last vs. Tennessee (09/27/2025)
Rushing Yards	51, vs. Northern Illinois (09/20/2025)
Longest Rush	35 yards, vs. Texas State (09/17/2022)*
Rushing Touchdowns	1, 9x, last vs. Alcorn State (09/13/2025)

** Set at Baylor*

Game-by-Game

		Passing				Rushing			
	GP/GS	COMP-ATT-INT	YDS	TD	LNG	ATT	YDS	TD	LNG
Southern Miss	1/1	26-34-1	270	1	55	6	5	0	5
Arizona State	1/1	19-33-0	279	3	58	12	6	0	6
Alcorn State	1/1	10-14-1	173	2	75	3	12	1	6
Northern Illinois	1/1	12-20-0	160	1	57	11	51	0	24
Tennessee	1/1	18-29-1	180	1	49	12	-21	0	6
Texas A&M									
Florida									
Texas									
Arkansas									
Georgia									
Missouri									
Ole Miss									

Career Passing Stats

	GP/GS	COMP-ATT-INT	YDS	TD	LNG	PCT	AVG/P	AVG/G	EFFIC
2021 (Baylor)	6/2	62-86-0	596	5	61	72.1	9.6	99.3	149.5
2022 (Baylor)	13/13	233-368-10	2790	18	74	63.3	12.0	214.6	137.7
2023 (Baylor)	8/8	184-298-3	2188	13	71	61.7	11.9	273.5	135.8
2024	4/4	74-108-1	974	8	80	68.5	13.2	243.5	166.9
2025	5/5	85-129-3	1064	8	75	65.9	12.5	212.8	151.0
MSU Totals	*9/9*	*159-237-4*	*2038*	*16*	*80*	*67.1*	*12.8*	*226.4*	*158.2*
TOTALS	**36/32**	**638-989-17**	**7612**	**52**	**80**	**64.5**	**11.9**	**211.4**	**143.1**

Career Rushing Stats

	GP/GS	ATT	YDS	TD	LG	AVG/C	AVG/G
2021 (Baylor)	6/2	21	59	0	28	2.8	9.8
2022 (Baylor)	13/13	76	96	2	35	1.3	7.4
2023 (Baylor)	8/8	67	29	4	27	0.4	3.6
2024	4/4	34	36	2	18	1.1	9.0
2025	5/5	43	50	1	24	1.2	10.0
MSU Totals	*9/9*	*77*	*86*	*3*	*24*	*1.1*	*9.6*
TOTALS	**36/32**	**241**	**270**	**9**	**35**	**1.1**	**7.5**

#17 • Luke Kromenhoek

Quarterback

6-4 • 220 • So.

Savannah, Ga. • Benedictine Military School (Florida State)

Name Pronunciation: *Kromenhoek* = Chrome-n-HAWK

2025 (Sophmore Season)
at Southern Miss (8/30): Completed first pass as a Bulldog ... **Alcorn State (9/13):** Scored his first career rushing touchdown.

Career Highs

Attempts	28, vs. Florida (11/30/2024)*
Completions	15, vs. Florida (11/30/2024)*
Passing Yards	209, vs. Charleston Southern (11/23/2024)*
Passing Touchdowns	3, vs. Charleston Southern (11/23/2024)*
Longest Pass	71 yards, vs. Charleston Southern (11/23/2024)*
Rushing Attempts	21, vs. Florida (11/30/2024)*
Rushing Yards	71, at Miami (10/26/2024)*
Longest Rush	42 yards, at Miami (10/26/2024)*

** Set at Florida State*

Game-by-Game

		Passing				Rushing			
	GP/GS	COMP-ATT-INT	YDS	TD	LNG	ATT	YDS	TD	LNG
Southern Miss	1/0	1-3-0	7	0	7	3	21	0	13
Arizona State	DNP	- - -	-	-	-	-	-	-	-
Alcorn State	1/0	2-4-0	20	0	13	4	24	1	13
Northern Illinois	DNP	- - -	-	-	-	-	-	-	-
Tennessee	DNP	- - -	-	-	-	-	-	-	-
Texas A&M									
Florida									
Texas									
Arkansas									
Georgia									
Missouri									
Ole Miss									

Career Passing Stats

	GP/GS	COMP-ATT-INT	YDS	TD	LNG	PCT	AVG/P	AVG/G	EFFIC
2024 (FSU)	6/2	44-84-2	502	3	71	52.4	11.4	83.7	109.6
2025	1/0	1-3-0	7	0	7	33.3	7.0	7.0	52.9
MSU Totals	2/0	2-4-0	20	0	13	50.0	10.0	10.0	92.0
TOTALS	**8/2**	**46-88-2**	**522**	**3**	**71**	**52.3**	**11.3**	**65.3**	**108.8**

Career Rushing Stats

	GP/GS	ATT	YDS	TD	LG	AVG/C	AVG/G
2024 (FSU)	6/2	63	113	0	42	1.8	18.8
2025	2/0	4	24	1	13	6.0	12.0
TOTALS	**8/2**	**67**	**137**	**1**	**42**	**2.0**	**17.1**

QUARTERBACKS

#1 • Kamario Taylor

Quarterback
6-4 • 230 • Fr.
Macon, Miss. • Noxubee County HS

- **Consensus 4-star recruit**
- **No. 30 overall recruit, No. 7 QB**
- **2024 Mississippi 3A Mr. Football**
- **2024 Mississippi-Alabama All Star Game**

2025 (True Freshman Season)
Came to Mississippi State as the highest rated QB recruit in program history ... Threw his first career TD pass against Alcorn State which came on a 42 yard strike to Brenen Thompson ... **at Southern Miss (8/30):** Made his collegiate debute ... **Alcorn State (9/13):** First career pass attempt was also his first career touchdown pass ... First TD pass was a 42-yard touchdown to Brenen Thompson.

Career Highs

Attempts. . . . . .3, vs. Alcorn State (09/13/2025)
Completions . . . . . .2, vs. Alcorn State (09/13/2025)
Passing Yards . . . . . 46 vs. Alcorn State (09/13/2025)
Passing Touchdowns . . . . . .1, vs. Alcorn State (09/13/2025)
Longest Pass . . . . . .42 yards vs. Alcorn State (09/13/2025)
Rushing Attempts . . . . . 3, 3x, last vs. Tennessee (09/27/2025)
Rushing Yards . . . . . 40 vs. Alcorn State (09/13/2025)
Longest Rush . . . . . .19 yards vs. Alcorn State (09/13/2025)

Game-by-Game

		Passing				Rushing			
	GP/GS	COMP-ATT-INT	YDS	TD	LNG	ATT	YDS	TD	LNG
Southern Miss	1/0	0-0-0	0	0	0	1	3	0	3
Arizona State	DNP	- - -	-	-	-	-	-	-	-
Alcorn State	1/0	2-3-0	46	1	42	3	40	0	19
Northern Illinois	1/0	0-0-0	0	0	0	3	26	0	12
Tennessee	1/0	0-0-0	0	0	0	3	10	0	5
Texas A&M									
Florida									
Texas									
Arkansas									
Georgia									
Missouri									
Ole Miss									

Career Passing Stats

	GP/GS	COMP-ATT-INT	YDS	TD	LNG	PCT	AVG/P	AVG/G	EFFIC
2025	4/0	2-3-0	46	1	42	66.7	23.0	11.5	305.5
TOTALS	**4/0**	**2-3-0**	**46**	**1**	**42**	**66.7**	**23.0**	**11.5**	**305.5**

Career Rushing Stats

	GP/GS	ATT	YDS	TD	LG	AVG/C	AVG/G
2025	4/0	10	79	0	19	7.9	19.8
TOTALS	**4/0**	**10**	**79**	**0**	**19**	**7.9**	**19.8**

RUNNING BACKS

#6 • Davon Booth

Running Back
5-10 • 205 • Gr.
North Las Vegas, Nev. • El Monte (CA) HS (Utah State)

Name Pronunciation: *Davon* = DUH-von

- **2025 Doak Walk Award Watch List**
- **2025 Shrine Bowl 1000 Watch List**
- **2025 Paul Hornung Award Preseason Watch List**
- **2024 All-SEC Third Team, All-Purpose (Coaches)**
- **2024 Paul Hornung Award Week 10 Honor Roll (vs. UMass)**

2025 (Graduate Season)
at Southern Miss (08/30): Scored his first rushing touchdown of the season ... **NIU (9/20):** Rushed for two touchdowns in the same game for the fifth time in his career and the first as a Bulldog ... Was the third time a State running back ran for 2+ TDs this season through four games.

Career Highs

Attempts ..... 45, at Kansas State (11/11/2023)*
Rushing Attempts ..... 21, vs. James Madison (09/23/2023)*
Rushing Yards ..... 141, vs. Colorado State (10/7/2023)*
Rushing Touchdowns ..... 2, 3x, last vs. Norhtern Illinois (09/20/2025)
Longest Rush ..... 65 yards, vs. Georgia State (12/23/2023)*
Receptions ..... 3, 2x, last at Ole Miss (11/29/2024)
Receiving Yards ..... 54, vs. Arkansas (10/26/2024)
Longest Reception ..... 54 yards, vs. Arkansas (10/26/2024)
Kickoff Returns ..... 4, vs. Toledo (09/14/2024)
Kickoff Return Yards ..... 96, vs. Toledo (09/14/2024)
Longest Kickoff Return ..... 42 yards, vs. Arkansas (10/26/2024)
** Set at Utah State*

Game-by-Game

		Rushing				Receiving			
	GP/GS	ATT	YDS	TD	LNG	REC	YDS	TD	LNG
Southern Miss	1/1	16	79	1	16	1	12	0	12
Arizona State	1/1	9	33	0	15	1	9	0	9
Alcorn State	1/1	2	14	0	16	0	0	0	0
Northern Illinois	1/1	7	22	2	6	1	8	0	8
Tennessee	1/0	17	58	1	14	0	0	0	0
Texas A&M									
Florida									
Texas									
Arkansas									
Georgia									
Missouri									
Ole Miss									

Career Rushing Stats

	GP/GS	ATT	YDS	TD	LG	AVG/C	AVG/G
2023 (Utah St.)	12/7	120	805	6	65	6.7	67.1
2024	12/10	152	759	5	43	5.0	63.3
2025	5/4	51	207	4	16	4.1	41.4
TOTALS	**29/21**	**323**	**1771**	**15**	**65**	**5.5**	**61.1**

Career Receiving Stats

	GP/GS	REC	YDS	TD	LG	REC/G	YDS/R	YDS/G
2023 (Utah St.)	12/7	13	92	0	28	1.1	7.1	7.7
2024	12/10	13	164	4	54	1.1	12.6	13.7
2025	5/4	3	29	0	12	0.6	9.7	5.8
TOTALS	**29/21**	**28**	**243**	**4**	**54**	**1.0**	**8.7**	**8.4**

#24 • Fluff Bothwell

Running Back
5-10 • 230 • So.
Oneonta, Ala. • Oneonta HS (South Alabama)

Name Pronunciation: *Bothwell* = Bawth-well

- **2025 Doak Walk Award Watch List**
- **2025 Shrine Bowl 1000 Watch List**
- **2024 Third Team All-Sun Belt / Led Sun Belt Conference In Rushing TDs**

2025 (Sophomore Season)
Has eight career multi-touchdown games, including three as a Bulldog ... **at Southern Miss (8/30):** Scored his first touchdown for Mississippi State ... Became the first Mississippi State running back to have 2+ rushing TDs in the same game since 2023 ... **Alcorn State (9/13):** Earned his 1,000 career rushing yard ... Became the first Mississippi State player to have multiple games with 2+ rushing touchdowns in the same season since Kylin Hill in 2019 ... **NIU (9/20):** Became the first Bulldog running back to rush for 100+ yards this season ... Was the first Bulldog to run for over 100 yards since Davon Booth against Mizzou last season ... **Tennessee (9/27):** Made his first career start ... Marked his second game in a row rushing for over 100 yards ... Became the 15th MSU player since 1995 to have three multi-touchdown games in the same season.

Career Highs

Rushing Attempts ..... 23, vs. Tennessee (09/27/2025)
Rushing Yards ..... 143, vs. Northwestern St. (09/12/2024)*
Rushing Touchdowns ..... 2, 8x, last vs. Tennessee (09/27/2025)
Longest Rush ..... 59 yards, at Southern Miss (11/23/2024)*
Receptions ..... 4, at Arkansas St. (10/05/2024)*
Receiving Yards ..... 31, at Arkansas St. (10/05/2024)*
Longest Reception ..... 28 yards, vs. North Texas (08/31/2024)*
** Set at South Alabama*

Game-by-Game

		Rushing				Receiving			
	GP/GS	ATT	YDS	TD	LNG	REC	YDS	TD	LNG
Southern Miss	1/0	10	43	2	11	0	0	0	0
Arizona State	1/0	8	34	0	9	1	5	0	5
Alcorn State	1/0	12	93	2	25	1	14	0	14
Northern Illinois	1/0	17	101	0	22	2	10	0	5
Tennessee	1/1	23	134	2	20	1	2	0	2
Texas A&M									
Florida									
Texas									
Arkansas									
Georgia									
Missouri									
Ole Miss									

Career Rushing Stats

	GP/GS	ATT	YDS	TD	LG	AVG/C	AVG/G
2024 (USA)	12/0	111	832	13	59	7.5	69.3
2025	5/1	70	405	6	25	5.8	81.0
TOTALS	**17/1**	**181**	**1237**	**19**	**59**	**6.8**	**72.8**

Career Receiving Stats

	GP/GS	REC	YDS	TD	LG	REC/G	YDS/R	YDS/G
2024 (USA)	12/0	13	92	0	28	1.1	7.1	7.7
2025	5/1	5	31	0	14	1.0	6.2	6.2
TOTALS	**17/1**	**18**	**123**	**0**	**28**	**1.1**	**6.8**	**7.2**

RUNNING BACKS

#22 • Xavier Gayten

Running Back

6-0 • 205 • So.

Brookhaven, Miss. • Brookhaven HS

Name Pronunciation: *Xavier* = EX-zay-vee-er

2025 (Sophomore Season)
Alcorn State (9/13): Scored first touchdown of the season, second of career ... **vs. Northern Illinois (9/20):** Third career ruushing touchdown ... First time in his career scoring a touchdown in back-to-back games ... Second straight game with a rush of over 20 yards.

Career Highs

Rushing Attempts ..... 4, 2x, last vs. Northern Illinois (09/20/2025)
Rushing Yards ..... 72, vs. UMass (11/02/2024)
Rushing Touchdowns ..... 1, 3x, last vs. Northern Illinois (09/20/2025)
Longest Rush ..... 72 yards, vs. UMass (11/02/2024)
Receptions ..... 1, vs. Arkansas (10/26/2024)
Receiving Yards ..... 10, vs. Arkansas (10/26/2024)
Longest Reception ..... 10 yards, vs. Arkansas (10/26/2024)

Game-by-Game

		Rushing				Receiving			
	GP/GS	ATT	YDS	TD	LNG	REC	YDS	TD	LNG
Southern Miss	1/0	0	0	0	0	1	-4	0	0
Arizona State	1/0	0	0	0	0	0	0	0	0
Alcorn State	1/0	4	50	1	25	0	0	0	0
Northern Illinois	1/0	4	45	1	22	0	0	0	0
Tennessee	1/0	0	0	0	0	0	0	0	0
Texas A&M									
Florida									
Texas									
Arkansas									
Georgia									
Missouri									
Ole Miss									

Career Rushing Stats

	GP/GS	ATT	YDS	TD	LG	AVG/C	AVG/G
2024	11/0	8	115	1	72	14.4	10.5
2025	5/0	8	95	2	25	11.9	19.0
TOTALS	**16/0**	**16**	**210**	**3**	**72**	**13.1**	**13.1**

Career Receiving Stats

	GP/GS	REC	YDS	TD	LG	REC/G	YDS/R	YDS/G
2024	11/0	1	10	0	10	0.1	10.0	0.9
2025	5/0	1	-4	0	0	0.3	-4.0	-0.8
TOTALS	**16/0**	**2**	**6**	**0**	**10**	**0.1**	**3.0**	**0.4**

WIDE RECEIVERS

#7 • Markus Allen

Wide Receiver
6-0 • 195 • RSr.
Dayton, Ohio • Northmont HS (Eastern Michigan)

2025 (Redshirt Senior Season)

Career Highs

Receptions . . . . . 9, vs. Buffalo (11/20/2024)*
Receiving Yards . . . . . 187, vs Buffalo (11/20/2024)*
Receiving Touchdowns. . . . . 1, 4x, last vs. Buffalo (11/20/2024)*
Longest Reception. . . . . 78 yards, vs. Buffalo (11/20/2024)*
**Set at Eastern Michigan*

Game-by-Game

	GP/GS	REC	YDS	TD	LNG
Southern Miss	1/0	1	7	0	7
Arizona State	1/0	0	0	0	0
Alcorn State	1/0	0	0	0	0
Northern Illinois	1/0	0	0	0	0
Tennessee	1/0	0	0	0	0
Texas A&M					
Florida					
Texas					
Arkansas					
Georgia					
Missouri					
Ole Miss					

Career Receiving Stats

	GP/GS	REC	YDS	TD	LNG	REC/G	YDS/R	YDS/G
2021 (WISC)	3/3	3	65	0	31	1.0	21.7	21.7
2022 (WISC)	6/0	7	91	1	19	1.2	13.0	15.2
2023	--DNP--							
2024 (EMU)	11/11	43	651	3	78	3.9	15.1	59.2
2025	5/0	1	7	0	7	0.2	7.0	1.4
TOTALS	**25/11**	**54**	**814**	**4**	**78**	**2.2**	**15.1**	**32.6**

#3 • Anthony Evans III

Wide Receiver
5-11 • 180 • Jr.
Converse, Texas • Judson HS (Georgia)

2025 (Junior Season)
Leads the team in All-Purpose yards (440), receptions (478), and explosive plays (9) ... **at Southern Miss (8/30):** Made his first career start ... **Arizona State (9/6):** Earned his first 100-yard receiving game ... Evans and Brenen Thompson combined to be the first receiving duo for MSU to have 100+ yards each in the same game since Sept. 26, 2020 ... **Alcorn State (9/13):** Second straight game with a receiving touchdown ... First time in his career with a TD catch in back-to-back games ... Evans 22-yard touchdown was the teams first touchdown pass of less than 40 yards ... Set a career high in punt return yards with 97 yards ... **NIU (9/20):** With his 102 all-purpose yards, Evans has now had atleast 100 yards in 3 straight games.

Career Highs

Rushing Attempts . . . . . 3, vs. Northern Illinois (09/20/2025)
Rushing Yards . . . . . 52, vs. Mississippi State (10/12/2024)*
Longest Rush . . . . . 52 yards, vs. Mississippi State (10/12/2024)*
Receptions . . . . . 9, vs. Arizona State (09/06/2025)
Receiving Yards . . . . . 108, vs. Arizona State (09/06/2025)
Longest Reception. . . . . 57 yards, vs. Northern Illinois (09/20/2025)
Kickoff Returns . . . . . 3, at Alabama (09/28/2024)*
Kickoff Return Yards . . . . . 69, at Alabama (09/28/2024)*
Punt Returns. . . . . 5, vs. Tennessee Tech (09/07/2024)*
Punt Return Yards . . . . . 97, vs. Alcorn State (09/13/2025)
** Set at Georgia*

Game-by-Game

		Receiving				Kickoff Return				Punt Return			
	GP/GS	REC	YDS	TD	LNG	RET	YDS	TD	LNG	RET	YDS	TD	LNG
Southern Miss	1/1	4	36	0	19	0	0	0	0	2	0	0	0
Arizona State	1/1	9	108	1	48	0	0	0	0	2	31	0	20
Alcorn State	1/1	4	66	1	34	0	0	0	0	3	97	0	43
Northern Illinois	1/1	4	80	0	57	0	0	0	0	1	1	0	1
Tennessee	1/1	5	33	0	21	0	0	0	0	1	3	0	3
Texas A&M													
Florida													
Texas													
Arkansas													
Georgia													
Missouri													
Ole Miss													

Career Receiving Stats

	GP/GS	REC	YDS	TD	LNG	REC/G	YDS/R	YDS/G
2023 (UGA)	8/0	4	35	1	15	0.5	8.8	4.4
2024 (UGA)	11/0	9	88	0	21	0.8	9.8	8.0
2025	/5	26	323	2	57	5.2	12.4	64.6
TOTALS	**24/5**	**39**	**446**	**3**	**57**	**1.6**	**11.4**	**18.6**

Career Kickoff Return Stats

	GP/GS	RET	YDS	TD	LNG	YDS/RET	YDS/G
2023 (UGA)	8/0	0	--	--	--	--	
2024 (UGA)	11/0	7	124	0	28	17.7	11.3
2025	4/4	0	0	0	0	0	0
TOTALS	**23/4**	**7**	**124**	**0**	**28**	**17.7**	**11.3**

Career Punt Return Stats

	GP/GS	RET	YDS	TD	LNG	YDS/RET	YDS/G
2023 (UGA)	8/0	4	55	0	28	13.8	6.9
2024 (UGA)	11/0	17	129	0	46	7.6	11.7
2025	4/4	8	129	0	43	16.1	32.2
TOTALS	**23/4**	**29**	**313**	**0**	**46**	**10.8**	**13.6**

Name Pronunciation: *Jaron* = juh-ron

#18 • Jaron Glover

Wide Receiver
6-1 • 205 • RJr.
Sarasota, Fla. • Riverview HS (Michigan State)

2025 (Redshirt Junior Season)

Career Highs

Receptions . . . . . 6, vs. Maryland (09/07/2024)*
Receiving Yards . . . . . 84, vs. Maryland (09/07/2024)*
Receiving Touchdowns. . . . . 1, 2x, last vs. Ohio State (09/28/2024)*
Longest Reception. . . . . 34 yards, vs. Maryland (09/07/2024)*
Rushing Attempts . . . . . 1, 2x, last vs. Maryland (09/07/2024)*
Rushing Yards . . . . . 14, vs. Maryland (09/07/2024)*
Longest Rush . . . . . 14 yards, vs. Maryland (09/07/2024)*
**Set at Michigan State*

Game-by-Game

	GP/GS	REC	YDS	TD	LNG
Southern Miss	DNP	--	--	--	--
Arizona State	1/0	0	0	0	0
Alcorn State	1/0	0	0	0	0
Northern Illinois	DNP	--	--	--	--
Tennessee	1/0	0	0	0	0
Texas A&M					
Florida					
Texas					
Arkansas					
Georgia					
Missouri					
Ole Miss					

Career Receiving Stats

	GP/GS	REC	YDS	TD	LNG	REC/G	YDS/R	YDS/G
2022 (Mich. St.)	2/0	1	2	0	2	1.0	2.0	2.0
2023 (Mich. St.)	8/4	14	261	0	33	1.8	18.6	32.6
2024 (Mich. St.)	9/5	15	192	2	34	1.7	12.8	21.3
2025	3/0	--	--	--	--	--	--	-
TOTALS	**22/9**	**30**	**455**	**2**	**34**	**1.4**	**15.2**	**21.7**

WIDE RECEIVERS

#14 • Gracen Harris

Wide Receiver
5-11 • 175 • Fr.
Ennis, Texas • Ennis HS

2025 (True Freshman Season)
Alcorn State (9/13): First career reception.

Career Highs
Receptions . . . . . 1, vs. Alcorn State (09/13/2025)
Receiving Yards . . . . . 4, vs. Alcorn State (09/13/2025)
Longest Reception. . . . . 4 yards, vs. Alcorn State (09/13/2025)

Game-by-Game

	GP/GS	REC	YDS	TD	LNG
Southern Miss	1/0	--	--	--	--
Arizona State	DNP	--	--	--	--
Alcorn State	1/0	1	4	0	4
Northern Illinois	DNP	--	--	--	--
Tennessee	DNP	--	--	--	--
Texas A&M					
Florida					
Texas					
Arkansas					
Georgia					
Missouri					
Ole Miss					

Career Receiving Stats

	GP/GS	REC	YDS	TD	LNG	REC/G	YDS/R	YDS/G
2025	2/0	1	4	0	4	0.5	4.0	2.0
TOTALS	**2/0**	**1**	**4**	**0**	**4**	**0.5**	**4.0**	**2.0**

#13 • Sanfrisco Magee

Wide Receiver
6-2 • 200 • RFr.
McComb, Miss. • McComb HS

2025 (Redshirt Freshman Season)

Career Highs
Receptions . . . . . 1, 2x, last vs. Alcorn State (09/13/2025)
Receiving Yards . . . . . 6 , 2x, last vs. Alcorn State (09/13/2025)
Longest Reception. . . . . 6 yards, 2x, last vs. Alcorn State (09/13/2025)

Game-by-Game

	GP/GS	REC	YDS	TD	LNG
Southern Miss	DNP	--	--	--	--
Arizona State	DNP	--	--	--	--
Alcorn State	1/0	1	6	0	6
Northern Illinois	1/0	0	0	0	0
Tennessee	DNP	--	--	--	--
Texas A&M					
Florida					
Texas					
Arkansas					
Georgia					
Missouri					
Ole Miss					

Career Receiving Stats

	GP/GS	REC	YDS	TD	LNG	REC/G	YDS/R	YDS/G
2024	2/0	1	6	0	6	0.5	6.0	3.0
2025	2/0	1	6	0	6	1.0	6.0	6.0
TOTALS	**4/0**	**2**	**12**	**0**	**6**	**0.5**	**6.0**	**3.0**

#9 • Ricky Johnson

Wide Receiver
6-2 • 185 • RFr.
Warner Robins, Ga. • Houston County HS

• 2025 Shaun Alexander Freshman of the Year Award Watch List

2025 (Redshirt Freshman Season)

Career Highs
Receptions . . . . . 2, vs. Arkansas (10/26/2024)
Receiving Yards . . . . . 12, vs. Arizona State (09/06/2025)
Longest Reception. . . . . 12 yards, vs. Arizona State (09/06/2025)

Game-by-Game

	GP/GS	REC	YDS	TD	LNG
Southern Miss	1/0	1	2	0	2
Arizona State	1/0	1	12	0	12
Alcorn State	1/0	0	0	0	0
Northern Illinois	1/0	0	0	0	0
Tennessee	1/0	0	0	0	0
Texas A&M					
Florida					
Texas					
Arkansas					
Georgia					
Missouri					
Ole Miss					

Career Receiving Stats

	GP/GS	REC	YDS	TD	LNG	REC/G	YDS/R	YDS/G
2024	4/0	2	9	0	5	0.5	4.5	2.3
2025	5/0	2	14	0	12	0.7	7.0	4.7
TOTALS	**9/0**	**4**	**23**	**0**	**12**	**0.4**	**5.8**	**2.6**

#4 • Jordan Mosley

Wide Receiver
6-0 • 195 • RSr.
Mobile, Ala. • McGill Toolen HS (Northwestern)

• 2025 Panini Senior Bowl Top 300 Watch List

2025 (Redshirt Senior Season)
Alcorn State (9/13): His 75-yard touchdown catch was the longest of his career.

Career Highs
Receptions . . . . . 5, vs. Eastern Kentucky (08/31/2024)
Receiving Yards . . . . . 107, vs. UMass (11/02/2024)
Receiving Touchdowns. . . . . 1, 5x, last vs. Alcorn State (09/13/2025)
Longest Reception. . . . . 75 yards, vs. Alcorn State (09/13/2025)

Game-by-Game

	GP/GS	REC	YDS	TD	LNG
Southern Miss	1/1	2	19	0	16
Arizona State	1/1	0	0	0	0
Alcorn State	1/1	1	75	1	75
Northern Illinois	1/1	1	45	0	45
Tennessee	1/1	3	20	0	17
Texas A&M					
Florida					
Texas					
Arkansas					
Georgia					
Missouri					
Ole Miss					

Career Receiving Stats

	GP/GS	REC	YDS	TD	LNG	REC/G	YDS/R	YDS/G
2021 (NU)	4/0	1	7	0	7	0.3	7.0	1.8
2022	3/0	2	43	0	28	0.7	21.5	14.3
2023	12/1	3	45	1	19	0.3	15.0	3.8
2024	12/7	23	405	3	65	1.9	17.6	33.8
2025	5/5	7	159	1	75	1.4	22.7	31.8
TOTALS	**36/13**	**36**	**659**	**5**	**75**	**1.0**	**18.3**	**18.3**

WIDE RECEIVERS

#12 • Cam Thompson

Wide Receiver
6-0 • 200 • RJr.
Youngstown, Ohio • Boardman HS (Northern Illinois)

2025 (Redshirt Senior Season)

Career Highs

Receptions ..... 8, at Ball State (10/26/2024)*
Receiving Yards ..... 128, at Ball State (10/26/2024)*
Receiving Touchdowns ..... 1, 3x, last at Ball State (10/26/2024)*
Long Reception ..... 54 yards, at Ball State (10/26/2024)*
Kickoff Returns ..... 3, vs. Central Michigan (11/30/2024)*
Kickoff Return Yards ..... 105, at Western Michigan (11/06/2024)*
Kickoff Return Touchdowns ..... 1, at Western Michigan (11/06/2024)*
Long Kickoff Return ..... 91 yards, at Western Michigan (11/06/2024)*
** set at Northern Illinois*

Game-by-Game

	GP/GS	REC	YDS	TD	LNG
Southern Miss	1/0	0	0	0	0
Arizona State	DNP	--	--	--	--
Alcorn State	1/0	0	0	0	0
Northern Illinois	1/0	0	0	0	0
Tennessee	DNP	--	--	--	--
Texas A&M					
Florida					
Texas					
Arkansas					
Georgia					
Missouri					
Ole Miss					

Career Receiving Stats

	GP/GS	REC	YDS	TD	LNG	REC/G	YDS/R	YDS/G
2022 (EIU)	6/0	0	0	0	0	0	0	0
2023 (NIU)	8/0	2	10	0	6	0.3	5.0	1.3
2024 (NIU)	13/9	28	391	3	54	2.2	14.0	30.1
2025	3/0	0	0	0	0	0	0	0
TOTALS	**30/9**	**30**	**401**	**3**	**54**	**1.0**	**13.4**	**13.8**

#0 • Brenen Thompson

Wide Receiver
5-9 • 170 • Sr.
Spearman, Texas • Spearman HS (Oklahoma)

• 2025 Earl Campbell Tyler Rose Award Watch List

2025 (Senior Season)
Leads the team in receiving yards (278), and ranks fourth in the SEC ... **at Southern Miss (8/30):** Had a 51-yard reception in his first career game as a Bulldog ... **Arizona State (9/6):** Thompson and Evans combined to be the first receiving duo for MSU to each have 100+ receiving yards in the same game since Sept. 26, 2020 ... Earned his first career 100-yard receiving game ... First career multiple touchdown game ... Scored the game-winning touchdown against #12 Arizona State on a 58-yard catch and run with less than a minute to play ... **Alcorn State (9/13):** Caught his fourth pass over 40 yards, including his 3rd touchdown over 40+ yards ... Second straight game with a touchdown reception ... **NIU (9/20):** His 10-yard rushing touchdown, was the first carry of his career.

Career Highs

Receptions ..... 7, at Southern Miss (08/30/2025)
Receiving Yards ..... 133 yards, vs. Arizona State (09/06/2025)
Receiving Touchdowns ..... 2, vs. Arizona State (09/06/2025)
Longest Reception ..... 63 yards, vs. Arizona (12/28/2023)*
**Set at Oklahoma*

Game-by-Game

	GP/GS	REC	YDS	TD	LNG
Southern Miss	1/1	7	92	0	51
Arizona State	1/1	6	133	2	58
Alcorn State	1/1	2	53	1	42
Northern Illinois	1/1	2	13	0	11
Tennessee	1/1	3	33	0	16
Texas A&M					
Florida					
Texas					
Arkansas					
Georgia					
Missouri					
Ole Miss					

Career Receiving Stats

	GP/GS	REC	YDS	TD	LNG	REC/G	YDS/R	YDS/G
2022 (Texas)	9/0	1	32	0	32	0.1	32.0	3.6
2023 (Okla)	7/0	7	241	2	63	1.0	34.4	34.4
2024 (Okla)	11/10	19	230	2	54	1.7	12.1	20.9
2025	5/5	20	324	3	58	4.0	16.2	64.8
TOTALS	**31/14**	**47**	**827**	**7**	**63**	**1.5**	**17.6**	**25.8**

WIDE RECEIVERS

2025 (Junior Season)

#11 • Ayden Williams

Wide Receiver

6-3 • 205 • Jr.

Ridgeland, Miss. • Ridgeland HS (Ole Miss)

Career Highs

Receptions . . . . . 2, 3x, last at Southern Miss (09/06/2025)
Receiving Yards . . . . . 47, vs. Mercer (09/02/2023)*
Longest Reception. . . . . 43 yards, vs. Mercer (09/02/2023)*
**Set at Ole Miss*

Game-by-Game

	GP/GS	REC	YDS	TD	LNG
Southern Miss	1/0	2	17	0	10
Arizona State	1/0	1	12	0	12
Alcorn State	1/0	1	13	0	13
Northern Illinois	1/0	1	3	0	3
Tennessee	1/0	1	49	0	49
Texas A&M					
Florida					
Texas					
Arkansas					
Georgia					
Missouri					
Ole Miss					

Career Receiving Stats

	GP/GS	REC	YDS	TD	LNG	REC/G	YDS/R	YDS/G
2023 (OM)	11/1	4	80	0	43	0.4	20.0	7.3
2024 (OM)	9/1	3	39	0	14	0.4	13.0	4.9
2025	5/0	6	94	0	49	1.2	15.7	18.8
TOTALS	**25/2**	**13**	**213**	**0**	**49**	**0.5**	**16.4**	**8.9**

TIGHT ENDS

#8 • Seydou "Ziko" Traore

Tight End

6-3 • 250 • RSr.

London, England • Clearwater Academy International (Ark State)

Name Pronunciation: *Traore* = TRY-or-A ... *Ziko* = Z-co

- **2025 Panini Senior Bowl Top 300 Watch List**
- **2025 Shrine Bowl 1000 Watch List**
- **2022 Honorable Mention All-American**
- **First Team 2022 All-Sun Belt**

2025 (Redshirt Junior Season)
at Southern Miss (8/30): Caught his 100th career pass. Had his longest career reception on his 55-yard long TD reception.

Career Highs

Receptions . . . . . 8, vs. South Alabama (10/29/2022) *
Receiving Yards . . . . . 120, at Memphis (9/17/2022) *
Receiving Touchdowns. . . . . 1, 7x, last vs. Northern Illinois (09/20/2025)
Longest Reception. . . . . .55, at Southern Miss (08/30/2025)
**Set at Arkansas State*

Game-by-Game

	GP/GS	REC	YDS	TD	LNG
Southern Miss	1/1	5	77	1	55
Arizona State	1/1	0	0	0	0
Alcorn State	1/1	0	0	0	0
Northern Illinois	1/1	1	1	1	1
Tennessee	1/1	4	40	1	16
Texas A&M					
Florida					
Texas					
Arkansas					
Georgia					
Missouri					
Ole Miss					

Career Receiving Stats

	GP/GS	REC	YDS	TD	LNG	REC/G	YDS/R	YDS/G
2021 (Ark St)	11/2	12	97	0	20	1.1	8.1	8.8
2022 (Ark St)	12/11	50	655	4	51	4.2	13.1	54.6
2023	--DNP--							
2024	12/12	34	361	1	32	2.8	10.6	30.1
2025	5/5	10	120	3	57	2.0	12.0	24.0
TOTALS	**40/30**	**106**	**1233**	**8**	**57**	**2.7**	**11.6**	**30.8**

OFFENSIVE LINE

#72 • Canon Boone

Center
6-4 • 315 • RSr.
Kemah, Texas • Dickinson HS

Notes:
Did not start playing center until the summer of 2025 ... Has been the glue of the offensive line in 2025.

Career Games Played / Started

	GP/GS
2022	1/0
2023	8/0
2024	7/0
2025	5/5
TOTALS	**21/5**

#75 • Jacoby Jackson

Guard
6-6 • 320 • RSr.
Arlington, Texas • Mansfield Summit HS (Texas Tech)

Notes:
Has played both guard positions his whole career ... Became a full-time starter in 2022

Career Games Played / Started

	GP/GS
2021 (TTU)	2/0
2022 (TTU)	11/6
2023 (TTU)	13/8
2024	12/11
2025	5/5
TOTALS	**43/30**

#77 • Jayvin Q. James

Tackle
6-5 • 320 • RSo.
Deerfield Beach, Fla. • Blanche Ely HS (Akron)

Notes:
In 2025, Jayvin has made starts at left tackle and right tackle

Career Games Played / Started

	GP/GS
2023 (Akron)	2/0
2024 (Akron)	12/9
2025	4/4
TOTALS	**18/13**

#52 • Zack Owens

Guard
6-6 • 340 • RSo.
McDonough, Ga. • Eagles Landing Christian Academy (Colorado)

Notes:
Has started every game at right guard this season ... Made first career startat Souther Miss

Career Games Played / Started

	GP/GS
2023 (CLEM)	2/0
2024 (COLO)	10/0
2025	5/5
TOTALS	**17/5**

#76 • Albert Reese IV

Guard / Tackle
6-7 • 330 • RSr.
Edmonton, Alberta • Clearwater Academy International

- **2025 SEC Offensive Lineman of the Week (Week 2 vs #12 Arizona State)**
- **2025 Shrine Bowl 1000**
- **2024 Kent Hull Trophy Winner**

Notes:
Has started games at both left and right tackle in 2025 ... Made his first career start at left tackle against Southern Miss ... Has played both guard and tackle positions in his collegiate career.

Career Games Played / Started

	GP/GS
2021	3/0
2022	13/0
2023	12/0
2024	12/12
2025	4/4
TOTALS	**44/16**

#51 • Luke Work

Tackle
6-6 • 315 • So.
Somerville, Tenn. • Lausanne Collegiate School

Notes:
Missed the start of the season due to injury

Career Games Played / Started

	GP/GS
2024	11/7
2025	4/0
TOTALS	**15/7**

DEFENSIVE LINE

#6 • Deonte Anderson

Defensive Line
6-3 • 280 • RSr.
Miami, Fla. • Fort Meade Senior HS

2025 (Redshirt Senior Season)
at Southern Miss (8/30): Started the season opener against Southern Miss, marking his third career season opener played in .. Has now appeared in games across four different seasons for Mississippi State .. **vs Arizona State (9/6):** Recorded his first career solo sack against Arizona State

Career Highs

Tackles . . . . . 8, vs. Ole Miss (11/23/2023)
Tackles for Loss . . . . . 1.0, 4x, last vs Arizona State(09/06/2025)
Sacks . . . . . 1.0, vs Arizona State(09/06/2025)
QB Hurries . . . . . 1, at Texas A&M (11/11/2023)
Pass Breakups . . . . . .1, 4x, last at Arkansas (10/21/2023)
Forced Fumble . . . . . 1, vs. Western Michigan (10/7/2023)

Game-by-Game

	GP/GS	UA	A	TOTAL	TFL-YDS	SACKS-YDS	FF	FR-YDS	INT-YDS	QBH	PBU
Southern Miss	1/1	0	2	2	0-0	0-0	0	0-0	0-0	0	0
Arizona State	1/0	1	2	3	1-7	1-7	0	0-0	0-0	0	0
Alcorn State	1/1	0	0	0	0-0	0-0	0	0-0	0-0	0	0
Northern Illinois	1/1	0	2	2	0-0	0-0	0	0-0	0-0	0	0
Tennessee	1/1	0	0	0	0-0	0-0	0	0-0	0-0	0	0
Texas A&M											
Florida											
Texas											
Arkansas											
Georgia											
Missouri											
Ole Miss											

Career Defensive Stats

	GP/GS	UA	A	TOTAL	TFL-YDS	PBU	FF	FR	BLK	SACKS	INT
2022	5/0	0	2	2	0-0	0	0	0	0	0	0
2023	12/2	10	28	38	3-9	4	1	0	0	0.5	0
2024	11/3	4	14	18	2.5-8	0	0	0	0	0.5	0
2025	5/5	1	6	7	1.0-7	0	0	0	0	1	0
TOTALS	**31/7**	**15**	**50**	**65**	**6.5-24**	**4**	**1**	**0**	**0**	**2**	**0**

#22 • Kedrick Bingley-Jones

Defensive Line
6-4 • 320 • RSr.
Concord, N.C. • Providence Day HS (North Carolina)

Name Pronunciation: *Kedrick* = KEY-drick

2025 (Redshirt Senior Season)
at Southern Miss (8/30): Started the season opener against Southern Miss after missing much of 2024 with injury ... Has now started five of his five career games at Mississippi State ...**vs Arizona State (9/6):** Matched his career high with three tackles .. Started both games this season at defensive line ... **vs Alcorn State (9/13):** tied his career high for tackles for the third time ... the second game in a row he has had three tackles ... **vs Tennessee (9/27):** teid his career high for the thrid tmie this year in tackles

Career Highs

Tackles . . . . . 3, 4x, lat vs Tennesseee (09/27/2025)
Tackles for Loss . . . . . 1.0, 2x, last at Arizona State (09/07/2024)
QB Hurries . . . . . 1, vs. Syracuse (UNC, 10/7/23)*
**Set at North Carolina*

Game-by-Game

	GP/GS	UA	A	TOTAL	TFL-YDS	SACKS-YDS	FF	FR-YDS	INT-YDS	QBH	PBU
Southern Miss	1/1	0	1	1	0-0	0-0	0	0-0	0-0	0	0
Arizona State	1/1	0	3	3	0-0	0-0	0	0-0	0-0	0	0
Alcorn State	1/1	0	3	3	0.5-0	0-0	0	0-0	0-0	0	0
Northern Illinois	1/1	0	1	1	0-0	0-0	0	0-0	0-0	0	0
Tennessee	1/1	1	2	3	0-0	0-0	0	0-0	0-0	0	0
Texas A&M											
Florida											
Texas											
Arkansas											
Georgia											
Missouri											
Ole Miss											

Career Defensive Stats

	GP/GS	UA	A	TOTAL	TFL-YDS	PBU	FF	FR	BLK	SACKS	INT
2021 (UNC)	11/0	0	1	1	0-0	0	0	0	0	0	0
2022 (UNC)	11/0	1	4	5	0-0	0	0	0	0	0	0
2023 (UNC)	4/2	2	0	2	1-8	0	0	0	0	0	0
2024	4/4	2	5	7	1-1	0	0	0	0	0	0
2025	5/5	1	10	11	0.5-0	0	0	0	0	0	0
TOTALS	**35/11**	**6**	**20**	**26**	**2.5-9**	**0**	**0**	**0**	**0**	**0**	**0**

#92 • Jaray Bledsoe

Defensive Line
6-4 • 315 • RJr.
Marlin, Texas • Marlin HS (Texas)

2025 (Redshirt Junior Season)
at Southern Miss (8/30): Made his first career start in the season opener against Southern Miss ... Has 6 tackles through 2 games at MSU after totaling 7 across 2 seasons at Texas ... **vs Northern Illinois (9/20):** recorded half a tackle for loss taking his career total to 2 tackles for loss ... **vs Tennessee (9/27):** tied career high for tacles for loss

Career Highs

Tackles . . . . . 4, at. USM (8/31/2025)
Tackles for Loss . . . . . 1, x2, vs. Tennessee (09/27/2025)

Game-by-Game

	GP/GS	UA	A	TOTAL	TFL-YDS	SACKS-YDS	FF	FR-YDS	INT-YDS	QBH	PBU
Southern Miss	1/1	0	4	4	0.5-2	0-0	0	0-0	0-0	0	0
Arizona State	1/1	2	0	2	0-0	0-0	0	0-0	0-0	0	0
Alcorn State	1/1	0	0	0	0-0	0-0	0	0-0	0-0	0	0
Northern Illinois	1/1	0	1	1	0.5-0	0-0	0	0-0	0-0	0	0
Tennessee	1/0	1	1	2	1.0-2	0-0	0	0-0	0-0	0	0
Texas A&M											
Florida											
Texas											
Arkansas											
Georgia											
Missouri											
Ole Miss											

Career Defensive Stats

	GP/GS	UA	A	TOTAL	TFL-YDS	PBU	FF	FR	BLK	SACKS	INT
2022	1/0	0	1	1	0-0	0	0	0	0	0	0
2023	8/0	2	2	4	1-2	0	0	1	0	0	0
2024	3/0	1	1	2	0-0	0	0	0	0	0	0
2025	5/4	3	6	9	2-4	0	0	0	0	0	0
TOTALS	**16/4**	**6**	**10**	**16**	**3-6**	**0**	**0**	**1**	**0**	**0**	**0**

DEFENSIVE LINE

#88 • Jamil Burroughs

Defensive Line
6-3 • 330 • RSr.
Powder Springs, Ga. • McEachern HS (Alabama)

2025 (Redshirt Senior Season)
vs Arizon State (9/6): recorded his first stat for Mississippi State with one tackle ... **vs Alcorn State (9/13):** tied hs career high in tackles for loss ...

Career Highs

Tackles ..... 5, vs. Mississippi State (10/22/2022)*
Tackles for Loss ..... 1, 3x, last vs. Alcorn State (09/13/2025)
Sacks ..... 1, vs. Southern Miss (9/25/21)*
QB Hurries ..... 1, vs. Alcorn State (09/13/2025)
**Set at Alabama*

Game-by-Game

	GP/GS	UA	A	TOTAL	TFL-YDS	SACKS-YDS	FF	FR-YDS	INT-YDS	QBH	PBU
Southern Miss	DNP	--	--	--	--	--	--	--	--	--	--
Arizona State	1/0	0	1	1	0-0	0-0	0	0-0	0-0	0	0
Alcorn State	1/0	0	2	2	1-1	0-0	0	0-0	0-0	1	0
Northern Illinois	1/0	0	0	0	0-0	0-0	0	0-0	0-0	0	0
Tennessee	1/0	0	0	0	0-0	0-0	0	0-0	0-0	0	0
Texas A&M											
Florida											
Texas											
Arkansas											
Georgia											
Missouri											
Ole Miss											

Career Defensive Stats

	GP/GS	UA	A	TOTAL	TFL-YDS	PBU	FF	FR	BLK	SACKS	INT
2020 (BAMA)	6/0	1	4	5	0-0	0	0	0	0	0	0
2021 (BAMA)	3/0	2	0	2	1-9	0	0	0	0	1	0
2022 (BAMA)	11/0	4	4	8	2-12	0	0	0	0	1	0
2025	4/0	0	3	3	1-1	0	0	0	0	0	0
TOTALS	**24/0**	**7**	**12**	**19**	**4-22**	**0**	**0**	**0**	**0**	**2**	**0**

#35 • Kalvin Dinkins

Defensive Line
6-2 • 320 • RJr.
Lake, Miss. • Lake HS

2025 (Redshirt Junior Season)
vs Arizona State (9/6): Set a career high with 6 tackles including 1.0 Tackle for Loss ... **vs Tennessee (9/27):** started his first game with State

Career Highs

Tackles ..... 6, vs. Arizona State (09/06/2025)
Tackles for Loss ..... 1.0, 2x, last vs. Arizona State (09/06/2025)
Sacks ..... 1 vs. Eastern Kentucky (08/31/2024)

Game-by-Game

	GP/GS	UA	A	TOTAL	TFL-YDS	SACKS-YDS	FF	FR-YDS	INT-YDS	QBH	PBU
Southern Miss	1/0	0	2	2	0-0	0-0	0	0-0	0-0	0	0
Arizona State	1/0	1	5	6	1-5	0-0	0	0-0	0-0	0	0
Alcorn State	1/0	0	0	0	0-0	0-0	0	0-0	0-0	0	0
Northern Illinois	1/0	0	0	0	0-0	0-0	0	0-0	0-0	0	0
Tennessee	1/1	0	4	4	0-0	0-0	0	0-0	0-0	0	0
Texas A&M											
Florida											
Texas											
Arkansas											
Georgia											
Missouri											
Ole Miss											

Career Defensive Stats

	GP/GS	UA	A	TOTAL	TFL-YDS	PBU	FF	FR	BLK	SACKS	INT
2023	1/0	0	3	3	0-0	0	0	0	0	0	0
2024	1/0	1	1	2	1-3	0	0	0	0	1	0
2025	5/0	1	11	12	1-5	0	0	0	0	0	0
TOTALS	**6/0**	**2**	**15**	**17**	**2-8**	**0**	**0**	**0**	**0**	**1**	**0**

#46 • Joseph Head Jr.

Defensive Line
6-4 • 255 • RSo.
Lexington, Miss. • Holmes County Central HS

2025 (Redshirt Sophomore Season)
vs Alcorn State (9/13): recorded his first stats of the year ... set a new career high in tackles

Career Highs

Tackles ..... 3, at Alcorn State (09/13/2025)
Tackles for Loss ..... 0.5, 2x, last vs. UMass (11/02/2024)
Sacks ..... 0.5, vs. Eastern Kentucky (08/31/2024)
QB Hurries ..... 1, vs. UMass (11/02/2024)

Game-by-Game

	GP/GS	UA	A	TOTAL	TFL-YDS	SACKS-YDS	FF	FR-YDS	INT-YDS	QBH	PBU
Southern Miss	1/0	0	0	0	0-0	0	0	0-0	0-0	0	0
Arizona State	1/0	0	0	0	0-0	0	0	0-0	0-0	0	0
Alcorn State	1/0	1	2	3	0-0	0	0	0-0	0-0	0	0
Northern Illinois	1/0	0	0	0	0-0	0	0	0-0	0-0	0	0
Tennessee	1/0	0	0	0	0-0	0	0	0-0	0-0	0	0
Texas A&M											
Florida											
Texas											
Arkansas											
Georgia											
Missouri											
Ole Miss											

Career Defensive Stats

	GP/GS	UA	A	TOTAL	TFL-YDS	PBU	FF	FR	BLK	SACKS	INT
2023	1/0	0	0	0	0-0	0	0	0	0	0	0
2024	12/0	0	11	11	1-5	0	0	0	0	0.5	0
2025	5/0	1	2	3	0-0	0	0	0	0	0	0
TOTALS	**18/0**	**1**	**12**	**14**	**1-5**	**0**	**0**	**0**	**0**	**0.5**	**0**

#27 • Red Hibbler

Defensive Line
6-2 • 275 • Gr.
Louisville, Miss. • Louisville HS (NC State)

2025 (Graduate Season)
at Southern Miss (8/30): Made his Bulldog debut in the season opener against Southern Miss **vs Northern Illinois (9/20):** recorded his first tackle for loss of the season ... tied his career high in tackles for the seventh time

Career Highs

Tackles ..... 2, 7x, last vs. Northern Illinois (09/20/2025)
Tackles for Loss ..... 1.5, at Virginia (09/22/2023)*
Sacks ..... 1.5, at Virginia (09/22/2023)*
QB Hurries ..... 1, 4x, last vs. Western Carolina (08/29/2024)*
Pass Breakups ..... 1, vs. North Carolina (11/25/2023)*
**Set at NC State*

Game-by-Game

	GP/GS	UA	A	TOTAL	TFL-YDS	SACKS-YDS	FF	FR-YDS	INT-YDS	QBH	PBU
Southern Miss	1/0	0	1	1	0-0	0-0	0	0-0	0-0	0	0
Arizona State	1/0	0	1	1	0-0	0-0	0	0-0	0-0	0	0
Alcorn State	1/0	0	0	0	0-0	0-0	0	0-0	0-0	0	0
Northern Illinois	1/0	1	1	2	1.0-4	0-0	0	0-0	0-0	0	0
Tennessee	1/0	0	1	1	0-0	0-0	0	0-0	0-0	0	0
Texas A&M											
Florida											
Texas											
Arkansas											
Georgia											
Missouri											
Ole Miss											

Career Defensive Stats

	GP/GS	UA	A	TOTAL	TFL-YDS	PBU	FF	FR	BLK	SACKS	INT
2023 (NCSU)	13/0	9	4	13	7-50	1	2	0	0	6.5	0
2024 (NCSU)	4/0	3	3	6	0-0	0	0	0	0	0	0
2025	5/0	1	4	5	1.0-4	0	0	0	0	0	0
TOTALS	**22/0**	**13**	**11**	**24**	**8-54**	**1**	**2**	**0**	**0**	**6.5**	**0**

DEFENSIVE LINE

#25 • Ray Thomas

Defensive Line

6-4 • 300 • Gr.

Racine, Wis. • Washington Park HS (Northern Illinois)

• 2023 MAC West Defensive Player of the Week (Nov. 25 at Kent State)

2025 (Graduate Season)
vs Alcorn State (9/13): Made his Mississippi State debut .. Tied for second in tackles (4) ... forced a fumble in the fourth quarter ... Played in his 50th career game ... **vs Northern Illinois (9/20):** recorded one tackle but it was a sack ... the only sack of the game ... first sack of his season

Career Highs

Tackles ..... 11, vs. Tulsa (09/23/2023)*
Tackles for Loss ..... 4.0, at Western Michigan (11/09/2022)*
Sacks ..... 2.0, vs. Akron (11/13/2024)*
QB Hurries ..... 2, 4x, last vs. Ohio (10/14/2023)*
Pass Breakups ..... 2, vs. Bowling Green (10/16/2021)*
Forced Fumbles ..... 1, 2x, last vs. Alcorn State (09/13/2025)
Fumble Recoveries ..... 1, 2x, last vs. Eastern Michigan (10/02/2021)*
**Set at Northern Illinois*

Game-by-Game

	GP/GS	UA	A	TOTAL	TFL-YDS	SACKS-YDS	FF	FR-YDS	INT-YDS	QBH	PBU
Southern Miss	DNP	--	--	--	--	--	--	--	--	--	--
Arizona State	DNP	--	--	--	--	--	--	--	--	--	--
Alcorn State	1/0	1	3	4	1.0-5	0-0	1	0-0	0-0	0	0
Northern Illinois	1/0	1	0	1	1.0-2	1.0-2	0	0-0	0-0	0	0
Tennessee	1/0	--	--	--	--	--	--	--	--	--	--
Texas A&M											
Florida											
Texas											
Arkansas											
Georgia											
Missouri											
Ole Miss											

Career Defensive Stats

	GP/GS	UA	A	TOTAL	TFL-YDS	PBU	FF	FR	BLK	SACKS	INT
2020	6/6	8	12	20	1-1	1	0	0	0	0	0
2021	14/11	19	29	48	2.5-8	3	0	2	0	0.5	0
2022	12/11	13	31	44	9-23	3	1	0	0	1.5	0
2023	13/13	35	39	74	7.5-24	1	0	0	0	2	0
2024	4/0	6	6	12	2-18	1	0	0	0	2	0
2025	3/0	2	3	5	2.0-5	0	1	0	0	1	0
TOTALS	**52/41**	**83**	**120**	**203**	**24-81**	**9**	**2**	**2**	**0**	**7**	**0**

#23 • Trevion Williams

Defensive Line

6-4 • 295 • RJr.

Crystal Springs, Miss. • Crystal Springs HS

2025 (Redshirt Junior Season)
vs Alcorn State (9/13): Recorded his first career forced fumble in the fourth quarter ... **vs Northern Illinois (9/20):** made his first tackle for loss of the season ... **vs Tennessee (9/27):** reached 50 career tackles ... secured his first QB hurry of the year

Career Highs

Tackles ..... 6, vs. Toledo (09/14/2024)
Tackles for Loss ..... 1.5 vs Arizona (9/9/2023)
Sacks ..... 0.5, at Texas (09/28/2024)
Pass Breakups ..... 1, vs. UMass (11/02/2024)
Forced fumbles ..... 1. vs Alcorn State (09/13/2025)

Game-by-Game

	GP/GS	UA	A	TOTAL	TFL-YDS	SACKS-YDS	FF	FR-YDS	INT-YDS	QBH	PBU
Southern Miss	1/0	0	1	1	0-0	0-0	0	0-0	0-0	0	0
Arizona State	1/0	0	4	4	0-0	0-0	0	0-0	0-0	0	0
Alcorn State	1/0	0	1	1	0-0	0-0	1	0-0	0-0	0	0
Northern Illinois	1/0	0	2	2	0.5-2	0-0	0	0-0	0-0	0	0
Tennessee	1/0	0	2	2	0-0	0-0	0	0-0	0-0	1	0
Texas A&M											
Florida											
Texas											
Arkansas											
Georgia											
Missouri											
Ole Miss											

Career Defensive Stats

	GP/GS	UA	A	TOTAL	TFL-YDS	PBU	FF	FR	BLK	SACKS	INT
2022	3/0	0	2	2	0.5-2	0	0	0	0	0	0
2023	3/0	1	5	6	1.5-2	0	0	0	0	0	0
2024	11/3	5	28	33	2-4	1	0	0	0	0.5	0
2025	5/0	0	10	10	0.5-2	0	1	0	0	0	0
TOTALS	**21/3**	**6**	**44**	**50**	**4.5-10**	**1**	**1**	**0**	**0**	**0.5**	**0**

LINEBACKERS

#16 • Derion Gullette

Linebacker

6-3 • 240 • RSo.

Marlin, Texas • Teague HS (Texas)

Name Pronunciation: *Derion Gullette* = dare-EE-in guh-LET

2025 (Redshirt Sophomore Season)
at Southern Miss (8/30): Made his Mississippi State debut in the season opener against Southern Miss ... Set a new career high in stops with 4 tackles ... **vs Arizona State (9/6):** set a career high with seven tackles ... **vs Alcorn State (9/13):** Led the team with five tackles ...

Career Highs

Tackles ..... 6, vs Arizona State (09/06/2025)

Game-by-Game

	GP/GS	UA	A	TOTAL	TFL-YDS	SACKS-YDS	FF	FR-YDS	INT-YDS	QBH	PBU
Southern Miss	1/0	1	3	4	0-0	0-0	0	0-0	0-0	0	0
Arizona State	1/0	1	6	7	0-0	0-0	0	0-0	0-0	0	0
Alcorn State	1/0	3	2	5	0-0	0-0	0	0-0	0-0	0	0
Northern Illinois	DNP	--	--	--	--	--	--	--	--	--	--
Tennessee	DNP	--	--	--	--	--	--	--	--	--	--
Texas A&M											
Florida											
Texas											
Arkansas											
Georgia											
Missouri											
Ole Miss											

Career Defensive Stats

	GP/GS	UA	A	TOTAL	TFL-YDS	PBU	FF	FR	BLK	SACKS	INT
2023	DNP	--	--	--	--	--	--	--	--	--	--
2024	5/0	2	0	2	0-0	0	0	0	0	0	0
2025	3/0	5	11	16	0-0	0	0	0	0	0	0
TOTALS	**6/0**	**6**	**11**	**18**	**0-0**	**0**	**0**	**0**	**0**	**0**	**0**

#44 • Branden Jennings

Linebacker

6-3 • 240 • RSr.

Jacksonville, Fla. • Sandalwood HS (Hinds CC)

2025 (Redshirt Senior Season)
at Southern Miss (8/30): Has recorded multiple tackles in 13 played as a Bulldog ... **vs Tennessee (9/27):** earned the first double digit tackle game of the season ... set a career high in tackles ... also secured his career high in pass break ups again with one

Career Highs

Tackles ..... 10, vs Tennessee (09/27/2025)
Tackles for Loss ..... 1.0, 2x, last at Georgia (10/12/2024)
Sacks ..... 1.0, at Arizona State (09/07/2024)
QB Hurries ..... 1, 4x, last vs. Missouri (11/23/2024)
Pass Breakups ..... 1, 4x, last vs. Tennessee (09/27/2025)
Forced Fumble ..... 1, vs. West Virginia (09/04/2024)*
Fumble Recoveries ..... 1, at Florida Atlantic (09/17/2024)^
** set at Maryland | ^ Set at UCF*

Game-by-Game

	GP/GS	UA	A	TOTAL	TFL-YDS	SACKS-YDS	FF	FR-YDS	INT-YDS	QBH	PBU
Southern Miss	1/1	0	3	3	0-0	0-0	0	0-0	0-0	0	0
Arizona State	1/1	0	7	7	0-0	0-0	0	0-0	0-0	1	0
Alcorn State	1/1	0	1	1	0-0	0-0	0	0-0	0-0	0	0
Northern Illinois	1/1	0	2	2	0-0	0-0	0	0-0	0-0	0	0
Tennessee	1/1	2	8	10	0-0	0-0	0	0-0	0-0	0	1
Texas A&M											
Florida											
Texas											
Arkansas											
Georgia											
Missouri											
Ole Miss											

Career Defensive Stats

	GP/GS	UA	A	TOTAL	TFL-YDS	PBU	FF	FR	BLK	SACKS	INT
2021 (MD)	8/3	17	6	23	1-1	0	1	0	0	0	0
2022 (UCF)	4/0	0	2	2	0-0	0	0	1	0	0	0
2024	12/11	10	46	56	5-11	2	0	0	0	1.5	0
2025	5/5	2	21	23	0-0	1	0	0	0	0	0
TOTALS	**29/19**	**29**	**75**	**104**	**6-12**	**3**	**1**	**1**	**0**	**1.5**	**0**

#11 • Tyler Lockhart

Linebacker

6-2 • 225 • Fr.

Kilmichael, Miss. • Winona HS

2025 (True Freshman Season)
at Southern Miss (8/30): The only true freshman on defense to see the field in the opener ... Collected a career-high three tackles, all assists, in his first game at linebacker ... **vs Tennessee (9/27):** emerging as a true factor on the defense ... set a career high with six tackles ... tallied his first ever two pass breakups

Career Highs

Tackles ..... 6, vs Tennessee (09/27/2025)
QB Hurries ..... 2, vs Tennessee (09/27/2025)

Game-by-Game

	GP/GS	UA	A	TOTAL	TFL-YDS	SACKS-YDS	FF	FR-YDS	INT-YDS	QBH	PBU
Southern Miss	1/0	0	3	3	0-0	0-0	0	0-0	0-0	0	0
Arizona State	DNP	--	--	--	--	--	--	--	--	--	--
Alcorn State	1/0	1	1	2	0-0	0-0	0	0-0	0-0	0	0
Northern Illinois	1/0	0	3	3	0-0	0-0	0	0-0	0-0	0	0
Tennessee	1/0	1	5	6	0-0	0-0	0	0-0	0-0	2	0
Texas A&M											
Florida											
Texas											
Arkansas											
Georgia											
Missouri											
Ole Miss											

Career Defensive Stats

	GP/GS	UA	A	TOTAL	TFL-YDS	PBU	FF	FR	BLK	SACKS	INT
2025	4/0	2	12	14	0-0	2	0	0-0	0-0	0	0
TOTALS	4/0	2	12	14	0-0	2	0	0-0	0-0	0	0

LINEBACKERS

#40 • Nic Mitchell

Linebacker

6-2 • 230 • RSr.

Jacksonville, Fla. • Mandarin HS

• 2025 SEC Defensive Player of the Week (Week 2 vs #12 Arizona State)

2025 (Redshirt Senior Season)
at Southern Miss (8/30): Extended his streak to 39 straight games played ... Collected five assisted tackles in the opener, building off a 2024 season where he logged three double-digit tackle performances ... **vs. Arizona State (9/6):** Had huge, game-saving tackle at the goal line on third down with less than 2-minuntes to play to help State hold ASU to a field goal and give State's offense the ball back to score the game-winning touchdown ... **vs Alcorn State (9/13):** Earned his first career fumble recovery ... Tied for second on the team in tackles (4) ... **vs Northern Illinois (9/20):** was a part of the first tackle for loss of his season

Career Highs

Tackles ..... 11, vs. Missouri (11/23/2024)
Tackles For Loss ..... 1.0, 2x, last at Ole Miss (11/29/2024)
Interceptions ..... 1, vs. Arkansas (10/26/2024)
QB Hurries ..... 1, vs. UMass (11/02/2024)
Pass Breakups ..... 1, 2x, last vs. Arkansas (10/26/2024)
Fumble Recoveries ..... 1, vs Alcorn State (9/13/2025)

Game-by-Game

	GP/GS	UA	A	TOTAL	TFL-YDS	SACKS-YDS	FF	FR-YDS	INT-YDS	QBH	PBU
Southern Miss	1/1	0	5	5	0-0	0-0	0	0-0	0-0	0	0
Arizona State	1/1	0	9	9	0.0-0	0-0	0	0-0	0-0	0	0
Alcorn State	1/1	0	4	4	0-0	0-0	0	1-1	0-0	0	0
Northern Illinois	1/1	1	2	3	0.5-1	0-0	0	0-0	0-0	0	0
Tennessee	1/1	0	2	2	0-0	0-0	0	0-0	0-0	0	0
Texas A&M											
Florida											
Texas											
Arkansas											
Georgia											
Missouri											
Ole Miss											

Career Defensive Stats

	GP/GS	UA	A	TOTAL	TFL-YDS	PBU	FF	FR	BLK	SACKS	INT
2021	2/0	0	3	3	0-0	0	0	0	0	0	0
2022	13/0	3	2	5	0-0	0	0	0	0	0	0
2023	12/0	1	6	7	0-0	0	0	0	0	0	0
2024	12/12	24	56	80	3-12	2	0	0	0	0	1
2025	5/5	1	22	23	0.5-1	0	0	1	0	0	0
TOTALS	**43/16**	**29**	**89**	**118**	**3.5-13**	**2**	**0**	**1**	**0**	**0**	**1**

#10 • Jalen Smith

Linebacker

6-2 • 230 • RSo.

Grayson, Ga. • Grayson HS (Tennessee)

• 2025 Butkus Award Preseason Watch List
• 2024 SEC All-Freshman

2025 (Redshirt Sophomore Season)
at Southern Miss (8/30): Earned seven total tackles (three solo, four assisted) against Southern Miss ... His seven stops were tied for the most by a Mississippi State newcomer in the season opener

Career Highs

Tackles ..... 9, vs. Kentucky (11/02/2024)*
Tackles for Loss ..... 1.5, vs. UTEP (11/23/2024)*
** set Tennessee*

Game-by-Game

	GP/GS	UA	A	TOTAL	TFL-YDS	SACKS-YDS	FF	FR-YDS	INT-YDS	QBH	PBU
Southern Miss	1/0	3	4	7	0-0	0-0	0	0-0	0-0	0	0
Arizona State	1/0	0	5	5	0.5-1	0-0	0	0-0	0-0	0	0
Alcorn State	1/0	0	1	1	0-0	0-0	0	0-0	0-0	0	0
Northern Illinois	1/0	1	3	4	0-0	0-0	0	0-0	0-0	0	0
Tennessee	1/0	0	4	4	0-0	0-0	0	0-0	0-0	0	0
Texas A&M											
Florida											
Texas											
Arkansas											
Georgia											
Missouri											
Ole Miss											

Career Defensive Stats

	GP/GS	UA	A	TOTAL	TFL-YDS	PBU	FF	FR	BLK	SACKS	INT
2023 (TENN)	5/0	3	1	4	0-0	0	0	0	0	0	0
2024 (TENN)	12/0	13	21	34	1.5-3	0	0	0	0	0	0
2025	8/0	4	17	21	0.5-1	0	0	0	0	0	0
TOTALS	**21/0**	**20**	**39**	**59**	**2-4**	**0**	**0**	**0**	**0**	**0**	**0**

#36 • Ja'Bryis Stewart

Linebacker / Safety

6-1 • 215 • Jr.

Crystal Springs, Miss. • Crystal Springs HS (Mississippi Delta CC)

Name Pronunciation: *Ja'Bryis* = JUH-bry-is

2025 (Junior Season)
vs Alcorn State (9/13): tied for second on the team in tackles ... set his career high in tackles

Career Highs

Tackles ..... 4, vs. Alcorn State (09/13/2025)

Game-by-Game

	GP/GS	UA	A	TOTAL	TFL-YDS	SACKS-YDS	FF	FR-YDS	INT-YDS	QBH	PBU
Southern Miss	1/0	0	0	0	0-0	0-0	0	0-0	0-0	0	0
Arizona State	1/0	0	0	0	0-0	0-0	0	0-0	0-0	0	0
Alcorn State	1/0	1	3	4	0-0	0-0	0	0-0	0-0	0	0
Northern Illinois	1/0	0	0	0	0-0	0-0	0	0-0	0-0	0	0
Tennessee	DNP	--	--	--	--	--	--	--	--	--	--
Texas A&M											
Florida											
Texas											
Arkansas											
Georgia											
Missouri											
Ole Miss											

Career Defensive Stats

	GP/GS	UA	A	TOTAL	TFL-YDS	PBU	FF	FR	BLK	SACKS	INT
2025	4/0	1	3	4	0-0	0	0	0	0	0	0
TOTALS	**4/0**	**1**	**3**	**4**	**0-0**	**0**	**0**	**0**	**0**	**0**	**0**

LINEBACKERS

#8 • Malick Sylla

Linebacker

6-6 • 255 • Sr.

Katy, Texas • Katy HS (Texas A&M)

Name Pronunciation: *Malick Sylla* = muh-LEEK SILL-uh

2025 (Senior Season)
at Southern Miss (8/30): Set a career high with six tackles (three solo, three assisted) in the win over Southern Miss, while also recording his first career pass breakup ... **vs Northern Illinois (9/20):** Tied his career high in tackles for loss and QB hurries ... **vs Tennessee (9/27):** continued to apply pressure to the quarterback with two QB hurries

Career Highs

Tackles ..... 6, at Southern Miss (08/30/2025)
Tackles for Loss ..... 1, 4x, vs Northern Illinois (09/20/2025)
Sacks ..... 2.0, vs. New Mexico State (11/16/2024)*
QB Hurries ..... 2, vs Tennessee (09/27/2025)
Pass Breakup ..... 1, at Southern Miss (08/30/2025)
** set Texas A&M*

Game-by-Game

	GP/GS	UA	A	TOTAL	TFL-YDS	SACKS-YDS	FF	FR-YDS	INT-YDS	QBH	PBU
Southern Miss	1/0	3	3	6	0-0	0-0	0	0-0	0-0	0	1
Arizona State	1/0	0	4	4	0-0	0-0	0	0-0	0-0	0	1
Alcorn State	1/0	0	2	2	0.5-1	0-0	0	0-0	0-0	0	0
Northern Illinois	1/0	1	1	2	1.0-1	0-0	0	0-0	0-0	1	0
Tennessee	1/0	0	1	1	0-0	0-0	0	0-0	0-0	2	0
Texas A&M											
Florida											
Texas											
Arkansas											
Georgia											
Missouri											
Ole Miss											

Career Defensive Stats

	GP/GS	UA	A	TOTAL	TFL-YDS	PBU	FF	FR	BLK	SACKS	INT
2022 (TAMU)	12/0	5	1	6	1-6	0	0	0	0	1	0
2023 (TAMU)	13/1	12	2	14	2-7	0	0	0	0	1	0
2024 (TAMU)	8/0	4	2	6	3-18	0	0	0	0	2	0
2025	5/0	4	11	15	1.5-1	2	0	0	0	0	0
TOTALS	**38/1**	**25**	**16**	**41**	**7.5-33**	**2**	**0**	**0**	**0**	**4**	**0**

#7 • Zakari Tillman

Linebacker

6-2 • 235 • Jr.

Florence, Miss. • Florence HS

Name Pronunciation: *Zakari* = ZUH-car-E

2025 (Junior Season)
at Southern Miss (8/30): logged at least one tackle in 13 consecutive games dating back to the 2023 season ... **vs Arizona State (9/6):** Earned a new career high of seven tackles in the Bulldogs victory over the Sun Devils ... **vs Tennessee (9/27):** Registered his first sack of the season ... Secured a pivotal interception in the fouth quarter ... led the team in tackles for loss with two ... tied for second on the team in tackles during the game

Career Highs

Tackles ..... 7, vs. Arizona State (09/06/2025)
Tackles for Loss ..... 2.0, 2x, Last vs Tennessee (09/27/2025)
Sacks ..... 2.0, at Ole Miss (11/29/2024)
QB Hurries ..... 1, 2x, Last vs Arizona State (09/06/2025)
Interceptions ..... 1, 2x, Last vs Tennessee (09/27/2025)
Pass Breakups ..... 1, 2x, vs. UMass (11/02/2024)
Forced Fumble ..... 1, vs. Arkansas (10/26/2024)
Fumble Recoveries ..... 1, at Texas (09/28/2024)

Game-by-Game

	GP/GS	UA	A	TOTAL	TFL-YDS	SACKS-YDS	FF	FR-YDS	INT-YDS	QBH	PBU
Southern Miss	1/1	0	3	3	0-0	0-0	0	0-0	0-0	0	0
Arizona State	1/1	0	7	7	0.5-1	0-0	0	0-0	0-0	1	0
Alcorn State	1/1	0	3	3	0-0	0-0	0	0-0	0-0	0	0
Northern Illinois	1/1	0	4	4	0-0	0-0	0	0-0	0-0	0	0
Tennessee	1/1	4	2	6	2.0-8	1-7	0	0-0	1-26	1	0
Texas A&M											
Florida											
Texas											
Arkansas											
Georgia											
Missouri											
Ole Miss											

Career Defensive Stats

	GP/GS	UA	A	TOTAL	TFL-YDS	PBU	FF	FR	BLK	SACKS	INT
2023	11/0	1	4	5	0-0	0	0	0	0	0	0
2024	12/1	17	13	30	3.5-18	2	1	1	1	3.5	1
2025	5/5	2	19	23	2.5-8	0	0	0	0	1	1
TOTALS	**28/6**	**20**	**36**	**58**	**6.0-27**	**2**	**1**	**1**	**1**	**4.5**	**2**

DEFENSIVE BACKS

#4 • DeAgo Brumfield

Cornerback
6-0 • 190 • RSr.
Cincinnati, Ohio • La Salle HS (Memphis)

2025 (Redshirt Senior Season)
at Southern Miss (8/30): Earned his third multi-pass breakup game of his career against USM, his first since the 2023 season at Memphis ... **vs Arizona State (9/6):** Tied his career high with 7 tackles while also recording 1 pass breakup in the victory over ASU .. **vs Alcorn State (9/13):** Talllied an interception in the first quarter, second career INT ... Extended the bulldogs turnover in a game streak to three ... **vs Northern Illinois (9/20):** Set a career high with his first career QB hurry

Career Highs

Tackles ..... 7, 2x, last vs. Arizona State (09/-6/2025)
Tackles for Loss ..... 1.0, 3x, last at Temple (11/24/2023)*
Pass Breakups ..... 5, at Arkansas State (9/9/2023)*
Interceptions ..... 1, 2x, last vs Alcorn State (09/13/2025)
Forced Fumbles ..... 1, at Arkansas State (9/9/2023)*

** Set at Memphis*

Game-by-Game

	GP/GS	UA	A	TOTAL	TFL-YDS	SACKS-YDS	FF	FR-YDS	INT-YDS	QBH	PBU
Southern Miss	1/1	0	0	0	0-0	0-0	0	0-0	0-0	0	2
Arizona State	1/1	5	2	7	0.5-1	0-0	0	0-0	0-0	0	1
Alcorn State	1/1	0	1	1	0-0	0-0	0	0-0	1-11	0	0
Northern Illinois	1/1	2	2	4	0.5-1	0-0	0	0-0	0-0	1	0
Tennessee	1/1	3	1	4	0-0	0-0	0	0-0	0-0	0	0
Texas A&M											
Florida											
Texas											
Arkansas											
Georgia											
Missouri											
Ole Miss											

Career Defensive Stats

	GP/GS	UA	A	TOTAL	TFL-YDS	PBU	FF	FR	BLK	SACKS	INT
2023	13/12	33	9	42	3-5	10	1	0	0	0	0
2024	4/2	6	8	14	0.5-1	2	0	0	0	0	1
2025	5/5	10	6	16	1-2	3	0	0	0	0	1
TOTALS	**22/19**	**49**	**23**	**72**	**4.5-7**	**15**	**1**	**0**	**0**	**0**	**2**

2025 (Redshirt Freshman Season)

#24 • Elijah Cannon

Cornerback
6-0 • 180 • RFr.
Coconut Creek, Fla. • Coconut Creek HS

Career Highs

Tackles ..... 2, vs. Toledo (09/14/2024)
Interceptions ..... 1, vs. Eastern Kentucky (08/31/2024)

Game-by-Game

	GP/GS	UA	A	TOTAL	TFL-YDS	SACKS-YDS	FF	FR-YDS	INT-YDS	QBH	PBU
Southern Miss	DNP	--	--	--	--	--	--	--	--	--	--
Arizona State	1/0	0	0	0	0-0	0-0	0	0-0	0-0	0	0
Alcorn State	1/0	0	0	0	0-0	0-0	0	0-0	0-0	0	0
Northern Illinois	1/0	0	0	0	0-0	0-0	0	0-0	0-0	0	0
Tennessee	DNP	--	--	--	--	--	--	--	--	--	--
Texas A&M											
Florida											
Texas											
Arkansas											
Georgia											
Missouri											
Ole Miss											

Career Defensive Stats

	GP/GS	UA	A	TOTAL	TFL-YDS	PBU	FF	FR	BLK	SACKS	INT
2024	4/0	1	3	4	0-0	0	0	0	0	0	1
2025	3/0	0	0	0	0-0	0	0	0	0	0	0
TOTALS	**7/0**	**1**	**3**	**4**	**0-0**	**0**	**0**	**0**	**0**	**0**	**1**



#20 • Jett Jefferson

Cornerback
6-1 • 190 • Jr.
Tylertown, Miss. • Parklane Academy (East Central CC)

2025 (Junior Season)
vs Northern Illinois (9/20): Made his collegiate debut

Career Highs

Tackles ..... 3, vs Northern Illinois (09/20/2025)

Game-by-Game

	GP/GS	UA	A	TOTAL	TFL-YDS	SACKS-YDS	FF	FR-YDS	INT-YDS	QBH	PBU
Southern Miss	DNP	--	--	--	--	--	--	--	--	--	--
Arizona State	DNP	--	--	--	--	--	--	--	--	--	--
Alcorn State	DNP	--	--	--	--	--	--	--	--	--	--
Northern Illinois	1/0	1	2	3	0-0	0-0	0	0-0	0-0	0	0
Tennessee	1/0	0	2	2	0-0	0-0	0	0-0	0-0	0	0
Texas A&M											
Florida											
Texas											
Arkansas											
Georgia											
Missouri											
Ole Miss											

Career Defensive Stats

	GP/GS	UA	A	TOTAL	TFL-YDS	PBU	FF	FR	BLK	SACKS	INT
2025	2/0	1	4	5	0-0	0	0	0	0	0	0
TOTALS	**2/0**	**1**	**4**	**5**	**0-0**	**0**	**0**	**0**	**0**	**0**	**0**

#1 • Kelley Jones

Cornerback
6-4 • 195 • RSo.
Clarksdale, Miss. • Clarksdale HS

2025 (Redshirt Sophomore Season)
Kelley has played 118 snaps at corner and has only been targeted 12 times this season ... Has only allowed two receptions ... Has not committed a penalty ... Ranks third in the SEC in coverage grade this season (81.1) according to PFF ... He has allowed the fewest receptions among all SEC corners that have been targeted at least 12 times ... **at Southern Miss (8/30):** Opened the year with a strong showing against Southern Miss, posting a career-high two pass breakups along with two tackles .. **vs Arizona State (9/6):** Collected six tackles, Personal high in a game since Florida (9/21/24) ... **vs Alcorn State (9/13):** Was only targeted one time all game

Career Highs

Tackles ..... 7, vs. Florida (09/21/2024)
Pass Breakups ..... 2, at Southern Miss (08/30/2025)
Fumble Recoveries ..... 1, vs. Florida (09/21/2024)

Game-by-Game

	GP/GS	UA	A	TOTAL	TFL-YDS	SACKS-YDS	FF	FR-YDS	INT-YDS	QBH	PBU
Southern Miss	1/1	1	1	2	0-0	0-0	0	0-0	0-0	0	2
Arizona State	1/1	1	5	6	0-0	0-0	0	0-0	0-0	0	1
Alcorn State	1/1	0	1	1	0-0	0-0	0	0-0	0-0	0	0
Northern Illinois	1/1	0	2	2	0-0	0-0	0	0-0	0-0	0	0
Tennessee	1/1	2	0	2	0-0	0-0	0	0-0	0-0	0	0
Texas A&M											
Florida											
Texas											
Arkansas											
Georgia											
Missouri											
Ole Miss											

Career Defensive Stats

	GP/GS	UA	A	TOTAL	TFL-YDS	PBU	FF	FR	BLK	SACKS	INT
2023	3/0	--	--	--	--	--	--	--	--	--	--
2024	11/4	13	16	29	0-0	1	0	1	0	0	0
2025	5/5	4	9	13	0-0	3	0	0	0	0	0
TOTALS	**19/9**	**17**	**25**	**42**	**0-0**	**4**	**0**	**1**	**0**	**0**	**0**

DEFENSIVE BACKS



#26 • Dwight Lewis III

Cornerback

6-1 • 195 • RSr.

Fairborn, Ohio • Fairborn HS (Marian University)

2025 (Redshirt Senior Season)
at Southern Miss (8/30): Made his Mississippi State debut in the opener, contributing two assisted tackles ... **vs Alcorn State (9/13):** Recovered his first career fumble and returned it for 33 yards ... Tied his career high in tackles ... Recorded his first pass break up

Career Highs

Tackles . . . . . 2, 2x, last vs Alcorn State (09/13/2025)
Fumble Recoveries . . . . . 1, vs Alcorn State (09/13/2025)
Pass Break-ups. . . . . 1, vs Alcorn State (09/13/2025)

Game-by-Game

	GP/GS	UA	A	TOTAL	TFL-YDS	SACKS-YDS	FF	FR-YDS	INT-YDS	QBH	PBU
Southern Miss	1/0	0	2	2	0-0	0-0	0	0-0	0-0	0	0
Arizona State	1/0	0	0	0	0-0	0-0	0	0-0	0-0	0	0
Alcorn State	1/0	2	0	2	0-0	0-0	0	1-33	0-0	0	1
Northern Illinois	1/0	0	0	0	0-0	0-0	0	0-0	0-0	0	0
Tennessee	1/0	0	0	0	0-0	0-0	0	0-0	0-0	0	0
Texas A&M											
Florida											
Texas											
Arkansas											
Georgia											
Missouri											
Ole Miss											

Career Defensive Stats

	GP/GS	UA	A	TOTAL	TFL-YDS	PBU	FF	FR	BLK	SACKS	INT
2025	5/0	2	2	4	0-0	0	0	1-33	0-0	0	0
TOTALS	**5/0**	**2**	**2**	**4**	**0-0**	**1**	**0**	**1-33**	**0-0**	**0**	**0**

#15 • Jayven Williams

Cornerback

6-2 • 185 • RJr.

Mobile, Ala. • Baker HS (Kennesaw State)

2025 (Redshirt Junior Season)
vs Arizona State(9/6): Grabbed his first interception as a Bulldog in the second quarter ... **vs Alcorn State (9/13):** Recorded his first pass break up of the season ... Earned one of the two forced fumbles in the game ... **vs Northern Illinois (9/20):** secured one tackle for loss ... also forced a fumble for the second game in a row ... **vs Tennessee (9/27):** tallied a career high with three tackles against a top 15 team

Career Highs

Tackles . . . . . 3, vs Tennessee (09/27/2025)
Forced Fumbles. . . . . 1, 2x, last vs. Northern Illinois (09/20/2025)
Tackles for Loss . . . . . 1, vs Nothern Illinois

Game-by-Game

	GP/GS	UA	A	TOTAL	TFL-YDS	SACKS-YDS	FF	FR-YDS	INT-YDS	QBH	PBU
Southern Miss	1/0	0	1	1	0-0	0-0	0	0-0	0-0	0	0
Arizona State	1/0	0	1	1	0-0	0-0	0	0-0	1-4	0	0
Alcorn State	1/0	1	1	2	0-0	0-0	1	0-0	0-0	0	1
Northern Illinois	1/0	1	0	1	1.0--4	0-0	1	0-0	0-0	0	0
Tennessee	1/0	1	2	3	0-0	0-0	0	0-0	0-0	0	0
Texas A&M											
Florida											
Texas											
Arkansas											
Georgia											
Missouri											
Ole Miss											

Career Defensive Stats

	GP/GS	UA	A	TOTAL	TFL-YDS	PBU	FF	FR	BLK	SACKS	INT
2022 (KSU)	11/1	1	0	1	0-0	0	0	0	0	0	0
2023 (KSU)	4/3	18	5	23	2.5-7	3	0	0	0	0.5	0
2024 (KSU)	10/1	16	13	29	1.5-4	4	1	0	0	1.5	1
2025	5/0	3	5	8	1.0-4	1	2	0	0	0	1
TOTALS	**30/5**	**38**	**23**	**61**	**5-15**	**8**	**3**	**0**	**0**	**2**	**2**

SAFETY



#5 • Stonka Burnside

Safety
6-0 • 200 • So.
Starkville, Miss. • Starkville HS

2025 (Sophomore Season)

Career Highs

Tackles . . . . . 2, 2x, last vs. Missouri (11/23/2024)

Game-by-Game

	GP/GS	UA	A	TOTAL	TFL-YDS	SACKS-YDS	FF	FR-YDS	INT-YDS	QBH	PBU
Southern Miss	1/0	--	--	--	--	--	--	--	--	--	--
Arizona State	1/0	0	1	1	0-0	0-0	0	0-0	0-0	0	0
Alcorn State	DNP	--	--	--	--	--	--	--	--	--	--
Northern Illinois	1/0	0	0	0	0-0	0-0	0	0-0	0-0	0	0
Tennessee	1/0	0	0	0	0-0	0-0	0	0-0	0-0	0	0
Texas A&M											
Florida											
Texas											
Arkansas											
Georgia											
Missouri											
Ole Miss											

Career Defensive Stats

	GP/GS	UA	A	TOTAL	TFL-YDS	PBU	FF	FR	BLK	SACKS	INT
2024	11/0	3	1	4	0-0	0	0	0	0	0	0
2025	4/0	0	1	1	0-0	0	0	0	0	0	0
TOTALS	**15/0**	**3**	**2**	**5**	**0-0**	**0**	**0**	**0**	**0**	**0**	**0**



#28 • Tanner Johnson

Safety
6-0 • 185 • RJr.
Kyle, Texas • Lehman HS

2025 (Redshirt Junior Season)
at Southern Miss (8/30): Opened the season with three tackles and his first career pass breakup against Southern Miss **vs Alcorn State (9/13):** forced his first and the games first fumble of the game ... tied for third on the team in tackles with three

Career Highs

Tackles . . . . . 4, 2x, last vs. UMass (11/02/2024)
Tackles For Loss . . . . . 0.5, 2x, last vs. UMass (11/02/2024)
Pass Breakup . . . . . 1, aat Southern Miss (08/30/2025)
Forced Fumbles. . . . . 1, vs ALcorn State (09/13/2025)

Game-by-Game

	GP/GS	UA	A	TOTAL	TFL-YDS	SACKS-YDS	FF	FR-YDS	INT-YDS	QBH	PBU
Southern Miss	1/0	1	2	3	0-0	0-0	0	0-0	0-0	0	1
Arizona State	1/0	0	0	0	0-0	0-0	0	0-0	0-0	0	0
Alcorn State	1/0	1	2	3	0-0	0-0	1	0-0	0-0	0	0
Northern Illinois	1/0	0	0	0	0-0	0-0	0	0-0	0-0	0	0
Tennessee	1/0	0	0	0	0-0	0-0	0	0-0	0-0	0	0
Texas A&M											
Florida											
Texas											
Arkansas											
Georgia											
Missouri											
Ole Miss											

Career Defensive Stats

	GP/GS	UA	A	TOTAL	TFL-YDS	PBU	FF	FR	BLK	SACKS	INT
2022	DNP	--	--	--	--	--	--	--	--	--	--
2023	1/0	--	--	--	--	--	--	--	--	--	--
2024	12/0	3	13	16	1-2	0	0	0	0	0	0
2025	5/0	2	4	6	0-0	1	1	0	0	0	0
TOTALS	**18/0**	**5**	**17**	**22**	**1-2**	**1**	**1**	**0**	**0**	**0**	**0**

#3 • Brylan Lanier

Safety
6-1 • 190 • RSr.
Tuscaloosa, Ala. • Paul W. Bryant HS (East Mississippi CC)

Name Pronunciation: *Brylan Lanier* = BRY-lynn Luh-near

2025 (Redshirt Senior Season)
at Southern Miss (8/30): Opened the season with six tackles and his second career interception against Southern Miss ... **vs Tennessee (9/27):** earned his first Pass breakup of the season

Career Highs

Tackles . . . . . 9, vs. Toledo (09/14/2024)
Tackles For Loss . . . . . 1.0, 3x, last at Georgia (10/12/2024)
Sacks . . . . . 1.0, vs. Maryland (10/15/2022)
Interceptions . . . . . 1, vs. UMass (11/02/2024)
Pass Breakups . . . . . 1, vs Tennessee (09/27/2025)

Game-by-Game

	GP/GS	UA	A	TOTAL	TFL-YDS	SACKS-YDS	FF	FR-YDS	INT-YDS	QBH	PBU
Southern Miss	1/1	2	4	6	0-0	0-0	0	0-0	1-0	0	0
Arizona State	1/0	1	2	3	0.5-0	0-0	0	0-0	0-0	0	0
Alcorn State	1/0	1	1	2	0-0	0-0	0	0-0	0-0	0	0
Northern Illinois	1/0	1	4	5	0-0	0-0	0	0-0	0-0	0	0
Tennessee	1/0	1	3	4	0-0	0-0	0	0-0	0-0	0	1
Texas A&M											
Florida											
Texas											
Arkansas											
Georgia											
Missouri											
Ole Miss											

Career Defensive Stats

	GP/GS	UA	A	TOTAL	TFL-YDS	PBU	FF	FR	BLK	SACKS	INT
2022 (IND)	11/0	8	3	11	1-13	0	0	0	0	1	0
2024	12/10	35	18	53	2-5	0	0	0	0	0	1
2025	5/1	6	14	20	0.5-0	1	0	0	0	0	1
TOTALS	**28/11**	**49**	**35**	**84**	**3.5-18**	**1**	**0**	**0**	**0**	**1**	**2**

SAFETY

#13 • Jahron Manning

Safety
5-10 • 195 • Sr.
New Orleans, La. • Brother Martin HS (Old Dominion)

Name Pronunciation: *Jahron* = Juh-Ron

- **2025 Shrine Bowl 1000**
- **2024 Third Team All-Sun Belt Conference**

2025 (Senior Season)
vs Arizona State (9/6): Matched the team lead with nine tackles in the victory over the #12 ranked team in the nation ... **vs Northern Illinois (9/20):** Broke 100 career tackles with 7 in the game ... led the team in ackles for the second straight game (7) ... **vs Tennessee (9/27):** Set a career high in pass breakups ... earned his first interception of the year in the third quarter ... tied for second on the team in tackles

Career Highs

Tackles ..... 14, vs. Texas State (10/19/2024)*
Tackles for Loss ..... 1.5, at Coastal Carolina (10/05/2024)*
Sacks ..... 0.5, vs. James Madison (11/16/2025)*
Interceptions ..... 2, vs. East Carolina (09/07/2024)*
Pass Breakups ..... 3, vs Tennessee
** set at Old Dominion*

Game-by-Game

	GP/GS	UA	A	TOTAL	TFL-YDS	SACKS-YDS	FF	FR-YDS	INT-YDS	QBH	PBU
Southern Miss	1/0	0	4	4	0-0	0-0	0	0-0	0-0	0	0
Arizona State	1/1	0	9	9	0-0	0-0	0	0-0	0-0	0	1
Alcorn State	1/0	0	1	1	0-0	0-0	0	0-0	0-0	0	0
Northern Illinois	1/0	2	5	7	0-0	0-0	0	0-0	0-0	0	0
Tennessee	1/1	1	5	6	0-0	0-0	0	0-0	1-21	0	3
Texas A&M											
Florida											
Texas											
Arkansas											
Georgia											
Missouri											
Ole Miss											

Career Defensive Stats

	GP/GS	UA	A	TOTAL	TFL-YDS	PBU	FF	FR	BLK	SACKS	INT
2024 (ODU)	11/11	34	51	85	5.5-7	3	0	0	0	0.5	3
2025	5/2	3	24	27	0-0	4	0	0	0	0	1
TOTALS	**16/13**	**37**	**75**	**112**	**5.5-7**	**7**	**0**	**0**	**0**	**0.5**	

#9 • Tony Mitchell

Safety
6-1 • 215 • Jr.
Alabaster, Ala. • Thompson HS (East Mississippi CC)

2025 (Junior Season)
vs Alcorn State (9/13): Earned his first career tackle for loss ... Set a new high for tackles in a game in his career ... **vs Tennessee (9/27):** notched a new career high with three tackles

Career Highs

Tackles ..... 3, vs Tennessee (09/27/2025)
Tackles for loss. ..... 1, vs Alcorn State (09/13/2025)
** set at Alabama*

Game-by-Game

	GP/GS	UA	A	TOTAL	TFL-YDS	SACKS-YDS	FF	FR-YDS	INT-YDS	QBH	PBU
Southern Miss	1/0	--	--	--	--	--	--	--	--	--	--
Arizona State	DNP	--	--	--	--	--	--	--	--	--	--
Alcorn State	1/0	2	0	2	1.0-3	0-0	0	0-0	0-0	0	0
Northern Illinois	1/0	0	0	0	0-0	0-0	0	0-0	0-0	0	0
Tennessee	1/0	2	1	3	0-0	0-0	0	0-0	0-0	0	0
Texas A&M											
Florida											
Texas											
Arkansas											
Georgia											
Missouri											
Ole Miss											

Career Defensive Stats

	GP/GS	UA	A	TOTAL	TFL-YDS	PBU	FF	FR	BLK	SACKS	INT
2023 (BAMA)	7/0	0	1	1	0-0	0	0	0	0	0	0
2025	4/0	4	1	5	1.0-3	0	0	0	0	0	0
TOTALS	**11/0**	**4**	**2**	**6**	**1.0-3**	**0**	**0**	**0**	**0**	**0**	**0**

#19 • Cyrus Reyes

Safety
6-1 • 200 • So.
Katy, Texas • Taylor HS

2025 (Sophomore Season)
vs Alcorn State (9/13): tied his career high in tackles (2)

Career Highs

Tackles ..... 2, 2x, last vs Alcorm State (09/13/2025)

Game-by-Game

	GP/GS	UA	A	TOTAL	TFL-YDS	SACKS-YDS	FF	FR-YDS	INT-YDS	QBH	PBU
Southern Miss	1/0	0	1	1	0-0	0-0	0	0-0	0-0	0	0
Arizona State	1/0	0	0	0	0-0	0-0	0	0-0	0-0	0	0
Alcorn State	1/0	1	1	2	0-0	0-0	0	0-0	0-0	0	0
Northern Illinois	1/0	0	0	0	0-0	0-0	0	0-0	0-0	0	0
Tennessee	1/0	0	0	0	0-0	0-0	0	0-0	0-0	0	0
Texas A&M											
Florida											
haTexas											
Arkansas											
Georgia											
Missouri											
Ole Miss											

Career Defensive Stats

	GP/GS	UA	A	TOTAL	TFL-YDS	PBU	FF	FR	BLK	SACKS	INT
2024	12/0	1	4	5	0-0	0	0	0	0	0	0
2025	5/0	1	2	3	0-0	0	0	0	0	0	0
TOTALS	**17/0**	**2**	**6**	**8**	**0-0**	**0**	**0**	**0**	**0**	**0**	**0**

SAFETY

#2 • Isaac Smith

Safety / Linebacker

6-0 • 220 • Jr.

Fulton, Miss. • Itawamba Agricultural HS

- **2025 Chuck Bednarik Award Watch List**
- **2025 SEC Coaches Preseason All-SEC**
- **2025 SEC Media Days Preseason All-SEC (3rd Team, DB)**
- **2024 All-SEC Second Team, DB (Coaches)**

2025 (Junior Season)
at Southern Miss (8/30): Tied for the team lead with seven assisted tackles against Southern Miss .. **vs Arizona State (9/6):** recorded another game with eight tackles ... has recorded atleast five tackles in thirteen straight games ... **vs Alcorn State (9/13):** Recorded his first pass break up of the season ... First PBU of the season ... **vs Northern Illinois (9/20):** made his first career int in the endzone ... second on the team in tackles (6) ... **vs Tennessee (9/27):** recorded four tackles before exiting the game early with an injury

Career Highs

Tackles ..... 20, at Tennessee (11/09/2024)
Tackles For Loss ..... 1.0, at Ole Miss (11/29/2024)
Forced Fumbles ..... 1, vs. Florida (09/21/2024)
Pass Breakups ..... 1, 4x, last vs Alcorn State (09/13/2025)
Interceptions ..... 1, vs Northern Illinois (09/20/2025)

Game-by-Game

	GP/GS	UA	A	TOTAL	TFL-YDS	SACKS-YDS	FF	FR-YDS	INT-YDS	QBH	PBU
Southern Miss	1/1	0	7	7	0-0	0-0	0	0-0	0-0	0	0
Arizona State	1/1	1	7	8	0-0	0-0	0	0-0	0-0	0	0
Alcorn State	1/1	0	3	3	0-0	0-0	0	0-0	0-0	0	1
Northern Illinois	1/1	1	5	6	0-0	0-0	0	0-0	1-0	0	0
Tennessee	1/1	0	4	4	0-0	0-0	0	0-0	0-0	0	0
Texas A&M											
Florida											
Texas											
Arkansas											
Georgia											
Missouri											
Ole Miss											

Career Defensive Stats

	GP/GS	UA	A	TOTAL	TFL-YDS	PBU	FF	FR	BLK	SACKS	INT
2023	12/0	6	9	15	0-0	0	0	0	0	0	0
2024	11/11	46	81	127	1.5-3	3	1	0	0	0	0
2025	5/5	2	26	28	0-0	1	0	0	0	0	1
TOTALS	**28/16**	**55**	**116**	**170**	**1.5-3**	**4**	**1**	**0**	**0**	**0**	**1**

#21 • Hunter Washington

Safety

5-11 • 200 • RSr.

Kyle, Texas • Katy HS (Florida State)

2025 (Redshirt Senior Season)
at Southern Miss (8/30): Opened the season with four tackles ... **vs Arizona State (9/6):** recorded an interception in the fourth quarter with 30 seconds left to ice the win for the Bulldogs.

Career Highs

Tackles ..... 7, 2x, last vs. Missouri (11/23/2024)
Tackles For Loss ..... 1.0, at Georgia (10/12/2024)
Forced Fumbles ..... 1, at Tennessee (11/09/2024)
Fumble Recovery ..... 1, 2x, last at Tennessee (11/09/2024)
Interceptions ..... 1, 2x last vs. Arizona State (09/06/2025)
Pass Breakups ..... 1, 2x, last at Ole Miss (11/29/2024)

Game-by-Game

	GP/GS	UA	A	TOTAL	TFL-YDS	SACKS-YDS	FF	FR-YDS	INT-YDS	QBH	PBU
Southern Miss	1/1	2	2	4	0-0	0-0	0	0-0	0-0	0	0
Arizona State	1/1	1	4	5	0-0	0-0	0	0-0	1-6	0	0
Alcorn State	1/1	1	1	2	0-0	0-0	0	0-0	0-0	0	0
Northern Illinois	1/1	2	3	5	0-0	0-0	0	0-0	0-0	0	0
Tennessee	1/1	1	3	4	0-0	0-0	0	0-0	0-0	0	0
Texas A&M											
Florida											
Texas											
Arkansas											
Georgia											
Missouri											
Ole Miss											

Career Defensive Stats

	GP/GS	UA	A	TOTAL	TFL-YDS	PBU	FF	FR	BLK	SACKS	INT
2021 (FSU)	1/0	--	--	--	--	--	--	--	--	--	--
2022	9/0	1	2	3	0-0	0	0	0	0	0	0
2023	5/4	2	4	6	0-0	0	0	1	0	0	0
2024	12/12	26	29	55	1.5-5	2	1	1	0	0	1
2025	5/5	7	13	20	0-0	0	0	0	0	0	1
TOTALS	**31/20**	**35**	**45**	**80**	**1.5-5**	**2**	**1**	**2**	**0**	**0**	**2**

KICKER

#80 • Kyle Ferrie

Kicker (Lefty)
6-1 • 205 • Jr.
Searcy, Ark. • Harding Academy

Name Pronunciation: *Ferrie* = Fairy

- **2023 SEC Freshman of the Week (Wk 12 vs. Southern Miss)**
- **2023 SEC Freshman of the Week (Wk 1 vs. SE Louisiana)**

2025 (Junior Season)
Has made 51 straight PATs, including all 23 in 2025 ... Drilled a 55-yard field goal against Southern Miss, breaking a 40-year-old program record held by Artie Cosby ... His previous long FG was just 49 yards set in 2023 ... **vs. Southern Miss (8/30):** Kicked a career-long 55-yard field goal ... Set a new program record with his 55-yarder field goal ... **vs. Alcorn State (9/13):** Went 7-7 in PATs ... Third time in his career making at least six PATs in a game ... **vs. Tennessee (9/27):** His 51-yard field goal was his second career make over 50 yards, both coming this season ... Moved into the top 10 list all time for points for a Mississippi State player.

Career Highs

Field Goal Attempts	4, vs. Southern Miss (11/18/2023)
Field Goals Made	4, vs. Southern Miss (11/18/2023)
Longest Field Goal	55, at Southern Miss (08/30/2024)
PATs Made	8, vs. Eastern Kentucky (08/31/2024)
PATs Attempted	8, vs. Eastern Kentucky (08/31/2024)

Game-by-Game

		Field Goals / Extra Points						Kickoffs			
	GP	FGM	FGA	LNG	BLK	XPM	XPA	ATT	YDS	AVG	TB
Southern Miss	1	2	2	55	0	4	4	0	0	0	0
Arizona State	1	1	1	37	0	3	3	1	65	65	1
Alcorn State	1	0	0	0	0	7	7	0	0	0	0
Northern Illinois	1	1	1	48	0	5	5	0	0	0	0
Tennessee	1	2	3	51	0	4	4	7	455	65	7
Texas A&M											
Florida											
Texas											
Arkansas											
Georgia											
Missouri											
Ole Miss											

Career Kicking Stats

		Field Goals / Extra Points							Kickoffs			
	GP	FGM	FGA	LNG	PCT	BLK	XPM	XPA	ATT	YDS	AVG	TB
2023	12	16	22	49	73%	1	27	27	5	215	43.0	0
2024	12	10	12	47	83%	1	38	39	--	--	--	--
2025	5	6	7	55	86%	0	23	23	8	520	65	8
TOTALS	**29**	**32**	**41**	**55**	**78%**	**2**	**88**	**89**	**13**	**735**	**56.5**	**8**

#49 • Marlon Hauck

Kicker
6-3 • 195 • RJr.
Searcy, Ark. • Harding Academy

Name Pronunciation: *Hauck* = Hawk

2025 (Redshirt Junior Season)
vs. Southern Miss (8/30): Six kickoffs went for touchbacks ... **vs. Alcorn State (9/13):** Scored his first career points on the two made PATs ... Set new career mark with 586 total kickoff yards ... 6 of his 9 kickoffs went for touchbacks.

Career Highs

Kickoffs	9, 2x, last vs. Alcorn State (09/13/2025)
Total KO Yards	586, vs. Alcorn State (09/13/2025)
Touchbacks	6, 4x, last vs. Northern Illinois (09/20/2025)

Game-by-Game

		Field Goals / Extra Points						Kickoffs			
	GP	FGM	FGA	LNG	BLK	XPM	XPA	ATT	YDS	AVG	TB
Southern Miss	1	0	0	0	0	0	0	7	455	65	6
Arizona State	1	0	0	0	0	0	0	4	248	62	1
Alcorn State	1	0	0	0	0	2	2	9	586	65	6
Northern Illinois	1	0	0	0	0	0	0	7	447	64	6
Tennessee	1	0	0	0	0	0	0	0	0	0	0
Texas A&M											
Florida											
Texas											
Arkansas											
Georgia											
Missouri											
Ole Miss											

Career Kicking Stats

		Field Goals / Extra Points							Kickoffs			
	GP	FGM	FGA	LNG	PCT	BLK	XPM	XPA	ATT	YDS	AVG	TB
2023	3	--	--	--	--	--	--	--	19	1212	63.8	8
2024	3	--	--	--	--	--	--	--	17	1081	63.6	10
2025	4	--	--	--	--	--	2	2	27	1736	64.3	19
TOTALS	**10**	**--**	**--**	**--**	**--**	**--**	**2**	**2**	**63**	**4029**	**64.0**	**37**

PUNTER

#88 • Ethan Pulliam

Punter (Lefty)
6-1 • 190 • RSo.
Starkville, Miss. • Starkville HS

Name Pronunciation: *Pulliam* = Pull-E-um

2025 (Redshirt Sophomore Season)
at Southern Miss (8/30): Made his Mississippi State football debut against Southern Miss ... **vs. NIU (9/20):** his 51-yard punt was his first career 50+ yard punt ... **vs. Tennessee (9/27):** Had a career long 67-yard punt that was downed on the 1-yard line.

Career Highs

Punts ..... 5 vs. Tennessee (09/27/2025)
Longest Punt ..... 67 yards, vs. Tennessee (09/27/2025)

Game-by-Game

	GP	ATT	YDS	AVG	LNG	TB	FC	I20	50+	BLK
Southern Miss	1	2	82	41.0	47	0	1	0	0	0
Arizona State	1	2	89	44.5	45	0	0	1	0	0
Alcorn State	1	1	41	41	41	0	0	0	0	0
Northern Illinois	1	2	101	50.5	51	0	2	2	2	0
Tennessee	1	5	253	50.60	67	0	2	3	2	0
Texas A&M										
Florida										
Texas										
Arkansas										
Georgia										
Missouri										
Ole Miss										

Career Punting Stats

	GP	ATT	YDS	LNG	AVG	TB	FC	I20	50+	BLK
2024	DNP	--	--	--	--	--	--	--	--	--
2025	5	12	566	47.17	67	0	5	6	4	0
TOTALS	**5**	**12**	**566**	**47.17**	**67**	**0**	**5**	**6**	**4**	**0**

#38 • Nathan Tiyce

Punter
6-2 • 210 • Fr.
Gerringong, New South Wales • Tocal College

Name Pronunciation: *Tiyce* = Tice

2025 (True Freshman Season)
1 of 13 FBS players currently playing who were born in the 90's ... **vs. Southern Miss (8/30):** Made his Mississippi State football debut against Southern Miss.

Career Highs

Punts ..... 3, vs. Arizona State (09/13/2025)
Longest Punt ..... 45 yards, vs. Arizona State (09/13/2025)

Game-by-Game

	GP	ATT	YDS	AVG	LNG	TB	FC	I20	50+	BLK
Southern Miss	1	2	78	39.0	42	0	2	1	0	0
Arizona State	1	3	110	36.67	45	0	0	1	0	0
Alcorn State	1	0	0	0	0	0	0	0	0	0
Northern Illinois	1	1	21	21.00	21	0	0	0	0	0
Tennessee	DNP	--	--	--	--	--	--	--	--	--
Texas A&M										
Florida										
Texas										
Arkansas										
Georgia										
Missouri										
Ole Miss										

Career Punting Stats

	GP	ATT	YDS	LNG	AVG	TB	FC	I20	50+	BLK
2025	4	6	209	34.83	45	0	2	2	0	0
TOTALS	4	6	209	34.83	45	0	2	2	0	0

State 34 AT 17

at Southern Miss / Aug. 30, 2025 / Carlisle-Faulkner Field at M.M. Roberts Stadium

Scoring Summary report
Mississippi State vs Southern Miss (Aug 30, 2025)
Mississippi State (1-0) vs Southern Miss (0-1)

Date: Aug 30, 2025
Site: Hattiesburg, Mississippi
Stadium: Carlisle-Faulkner Field at M.M. Roberts Stadium
Attendance: 33485

SCORE BY QUARTERS

Team	1st	2nd	3rd	4th	Total
Mississippi State	10	3	21	0	**34**
Southern Miss	3	7	0	7	**17**

SCORING SUMMARY

Qtr	Time	Scoring Play	V-H
1st	13:35	MSU - #8 S.Traore 55 yd pass from #2 B.Shapen (#80 K.Ferrie kick), 6-75, 01:25	7-0
1st	07:54	USM - #96 R.Harradine 43 yd FG, 4-1, 00:38	7-3
1st	03:35	MSU - #80 K.Ferrie 55 yd FG, 10-38, 04:19	10-3
2nd	09:32	USM - #6 M.Davis 3 yd pass from #1 B.Braxton (#96 R.Harradine kick), 12-81, 04:25	10-10
2nd	00:03	MSU - #80 K.Ferrie 30 yd FG, 15-63, 05:56	13-10
3rd	09:34	MSU - #24 F.Bothwell 6 yd rush (#80 K.Ferrie kick), 8-66, 03:10	20-10
3rd	04:57	MSU - #24 F.Bothwell 1 yd rush (#80 K.Ferrie kick), 11-67, 02:59	27-10
3rd	01:52	MSU - #6 D.Booth 3 yd rush (#80 K.Ferrie kick), 9-42, 02:58	34-10
4th	00:33	USM - #21 T.Johnson 7 yd pass from #1 B.Braxton (#96 R.Harradine kick), 10-73, 04:16	34-17

TIME DETAILS

Kickoff time: 11:03 AM
End of Game: 02:33 PM
Total elapsed: 03:30

OFFICIALS

Referee: James Carter
Umpire: Trenton Crawford
Linesman: Jeffrey Mikus
Line judge: Chad Lorance
Back judge: Rob Vonckx
Field judge: Phillip Davenport
Side judge: Victor Sanchez
Center judge: Andy Faust
Replay Official: Ken Switzer

WEATHER

Weather: Cloudy 74 F
Wind: North East 4 mph

Individual Statistics report
Mississippi State vs Southern Miss (Aug 30, 2025)

Date: Aug 30, 2025
Site: Hattiesburg, Mississippi
Stadium: Carlisle-Faulkner Field at M.M. Roberts Stadium
Attendance: 33485

FULL GAME

MISSISSIPPI STATE

RUSHING	No.	Gain	Loss	Net	TD	Lg	Avg
Davon Booth	16	80	1	79	1	16	4.9
Fluff Bothwell	10	44	1	43	2	11	4.3
Johnnie Daniels	4	28	0	28	0	13	7.0
Luke Kromenhoek	3	21	0	21	0	13	7.0
Stonka Burnside	1	6	0	6	0	6	6.0
Blake Shapen	6	11	6	5	0	5	0.8
Kamario Taylor	1	3	0	3	0	3	3.0
Kolin Wilson	1	3	0	3	0	3	3.0
Totals:	**42**	**196**	**8**	**188**	**3**	**16**	**4.5**

PASSING	C-A-I	Yds	TD	Long	Sack
Blake Shapen	26-34-1	270	1	55	1
Luke Kromenhoek	1-3-0	7	0	7	0
Totals:	**27-37-1**	**277**	**1**	**55**	**1**

RECEIVING	TAR	No.	Yards	YAC	TD	Long
Brenen Thompson	9	7	92	51	0	51
Seydou Traore	6	5	77	80	1	55
Anthony Evans III	4	4	36	23	0	19
Johnnie Daniels	4	3	19	12	0	9
Jordan Mosley	2	2	19	8	0	16
Ayden Williams	3	2	17	12	0	10
Davon Booth	1	1	12	15	0	12
Markus Allen	3	1	7	0	0	7
Ricky Johnson	1	1	2	5	0	2
Xavier Gayten	2	1	-4	0	0	0
Cam Thompson	1	0	0	0	0	0
Stonka Burnside	1	0	0	0	0	0
Totals:	**37**	**27**	**277**	**206**	**1**	**55**

PUNTING	No.	Yds	Avg	Long	In20	TB
Nathan Tiyce	2	78	39.0	42	1	0
Ethan Pulliam	2	82	41.0	47	0	0
Totals:	**4**	**160**	**40.0**	**47**	**1**	**0**

RETURNS	Punt			Kickoff			Intercept		
	No	Yds	Lg	No	Yds	Lg	No	Yds	Lg
Anthony Evans III	2	0	0	0	0	0	0	0	0
Brylan Lanier	1	0	0	0	0	0	1	0	0
Totals:	**3**	**0**	**0**	**0**	**0**	**0**	**1**	**0**	**0**

FIELD GOALS	Qtr	Time	Dist	Result
Kyle Ferrie	1st	03:35	55	GOOD
Kyle Ferrie	2nd	00:03	30	GOOD

KICKOFFS	No.	Yards	Avg	TB	OB
Marlon Hauck	7	455	65.0	6	0

ALL-PURPOSE	Rush	Rcv	KR	PR	IR	Total
Brenen Thompson	0	92	0	0	0	92
Davon Booth	79	12	0	0	0	91
Seydou Traore	0	77	0	0	0	77
Johnnie Daniels	28	19	0	0	0	47

FUMBLES
Mississippi State - Blake Shapen 1-0
Southern Miss - None

SOUTHERN MISS

RUSHING	No.	Gain	Loss	Net	TD	Lg	Avg
Braylon Braxton	12	62	4	58	0	12	4.8
Robert Briggs Jr.	7	18	0	18	0	6	2.6
Jeffery Pittman	9	21	5	16	0	6	1.8
Matt Jones	5	11	0	11	0	5	2.2
Elijah Metcalf	1	1	0	1	0	1	1.0
TEAM	1	0	2	-2	0	0	-2.0
Totals:	**35**	**113**	**11**	**102**	**0**	**12**	**2.9**

PASSING	C-A-I	Yds	TD	Long	Sack
Braylon Braxton	26-39-1	199	2	37	1
Totals:	**26-39-1**	**199**	**2**	**37**	**1**

RECEIVING	TAR	No.	Yards	YAC	TD	Long
Jeffery Pittman	6	6	52	53	0	37
Carl Chester	9	5	52	20	0	22
Matt Jones	3	3	7	11	0	5
Kadinn Morris	2	2	38	9	0	28
Elijah Metcalf	4	2	13	9	0	12
Charles Montgomery	2	2	13	14	0	11
Micah Davis	3	2	6	4	1	3
TJ Johnson	1	1	7	0	1	7
Kyirin Heath	3	1	5	4	0	5
Jaylin Carter	1	1	4	7	0	4
Robert Briggs Jr.	2	1	2	6	0	2
Bralon Brown	1	0	0	0	0	0
Tychaun Chapman	1	0	0	0	0	0
Grant Page	1	0	0	0	0	0
Totals:	**39**	**26**	**199**	**137**	**2**	**37**

PUNTING	No.	Yds	Avg	Long	In20	TB
Jack Murley	5	214	42.8	49	1	1
Totals:	**5**	**214**	**42.8**	**49**	**1**	**1**

RETURNS	Punt			Kickoff			Intercept		
	No	Yds	Lg	No	Yds	Lg	No	Yds	Lg
Ian Foster	0	0	0	1	32	32	0	0	0
Michael Montgomery	0	0	0	0	0	0	1	0	0
Totals:	**0**	**0**	**0**	**1**	**32**	**32**	**1**	**0**	**0**

FIELD GOALS	Qtr	Time	Dist	Result
Reed Harradine	1st	07:54	43	GOOD

KICKOFFS	No.	Yards	Avg	TB	OB
Reed Harradine	4	243	60.8	3	1

ALL-PURPOSE	Rush	Rcv	KR	PR	IR	Total
Jeffery Pittman	16	52	0	0	0	68
Braylon Braxton	58	0	0	0	0	58
Carl Chester	0	52	0	0	0	52
Kadinn Morris	0	38	0	0	0	38

State 24 VS 20

vs. #12/10 Arizona State / Sept. 6, 2025 / Davis Wade Stadium

Scoring Summary report
Arizona St. vs Mississippi St. (Sep 06, 2025)
Arizona St. (1-1) vs Mississippi St. (2-0)

Date: Sep 06, 2025
Site: .
Stadium: Davis Wade Stadium at Scott Field
Attendance: 50808

SCORE BY QUARTERS

Team	1st	2nd	3rd	4th	Total
Arizona St.	0	3	7	10	**20**
Mississippi St.	10	7	0	7	**24**

SCORING SUMMARY

Qtr	Time	Scoring Play	V-H
1st	13:51	MSU - #3 A.Evans III 48 yd pass from #2 B.Shapen (#80 K.Ferrie kick), 4-75, 01:09	0-7
1st	01:18	MSU - #80 K.Ferrie 37 yd FG, 13-45, 04:51	0-10
2nd	12:51	MSU - #0 B.Thompson 47 yd pass from #2 B.Shapen (#80 K.Ferrie kick), 2-47, 00:12	0-17
2nd	00:00	ASU - #35 J.Gomez 51 yd FG, 5-33, 00:32	3-17
3rd	10:34	ASU - #6 K.Udoh 6 yd rush (#35 J.Gomez kick), 8-75, 04:26	10-17
4th	13:07	ASU - #0 J.Tyson 2 yd pass from #10 S.Leavitt (#35 J.Gomez kick), 9-49, 05:19	17-17
4th	01:38	ASU - #35 J.Gomez 18 yd FG, 17-95, 08:54	20-17
4th	00:30	MSU - #0 B.Thompson 58 yd pass from #2 B.Shapen (#80 K.Ferrie kick), 5-77, 01:03	20-24

TIME DETAILS

Kickoff time: 06:35 PM
End of Game: 10:05 PM
Total elapsed: 03:30

OFFICIALS

Referee: Henry Johns
Umpire: Roscue Meisenheimer
Linesman: Robert Richeson
Line judge: Lawrence Doss
Back judge: Brian Ernest
Field judge: Matt Mills
Side judge: Chris Junjulas
Center judge: Dan Scanlan
Replay Official: Thomas Considine

WEATHER

Weather: Clear 74 F
Wind: North 3 mph

Individual Statistics report
Arizona St. vs Mississippi St. (Sep 06, 2025)

Date: Sep 06, 2025
Site: .
Stadium: Davis Wade Stadium at Scott Field
Attendance: 50808

FULL GAME

ARIZONA ST.

RUSHING	No.	Gain	Loss	Net	TD	Lg	Avg
Raleek Brown	18	112	2	110	0	26	6.1
Kanye Udoh	23	110	5	105	1	21	4.6
Sam Leavitt	8	46	21	25	0	12	3.1
Kyson Brown	2	11	0	11	0	6	5.5
Totals:	**51**	**279**	**28**	**251**	**1**	**26**	**4.9**

PASSING	C-A-I	Yds	TD	Long	Sack
Sam Leavitt	10-22-2	82	1	23	2
TEAM	0-1-0	0	0	0	0
Totals:	**10-23-2**	**82**	**1**	**23**	**2**

RECEIVING	TAR	No.	Yards	YAC	TD	Long
Jordyn Tyson	11	6	68	15	1	23
Raleek Brown	4	3	10	15	0	11
Cameron Harpole	1	1	4	0	0	4
Malik McClain	4	0	0	0	0	0
Jaren Hamilton	2	0	0	0	0	0
Totals:	**22**	**10**	**82**	**30**	**1**	**23**

PUNTING	No.	Yds	Avg	Long	In20	TB
Kanyon Floyd	5	209	41.8	56	1	0
Totals:	**5**	**209**	**41.8**	**56**	**1**	**0**

RETURNS	Punt			Kickoff			Intercept		
	No	Yds	Lg	No	Yds	Lg	No	Yds	Lg
Raleek Brown	0	0	0	1	11	11	0	0	0
Totals:	**0**	**0**	**0**	**1**	**11**	**11**	**0**	**0**	**0**

FIELD GOALS	Qtr	Time	Dist	Result
Jesus Gomez	2nd	00:00	51	GOOD
Jesus Gomez	4th	01:38	18	GOOD

KICKOFFS	No.	Yards	Avg	TB	OB
Jesus Gomez	4	250	62.5	3	0

ALL-PURPOSE	Rush	Rcv	KR	PR	IR	Total
Raleek Brown	110	10	11	0	0	131
Kanye Udoh	105	0	0	0	0	105
Jordyn Tyson	0	68	0	0	0	68
Sam Leavitt	25	0	0	0	0	25

FUMBLES
Arizona St. - None
Mississippi St. - None

MISSISSIPPI ST.

RUSHING	No.	Gain	Loss	Net	TD	Lg	Avg
Fluff Bothwell	8	36	2	34	0	9	4.2
Davon Booth	9	35	2	33	0	15	3.7
Blake Shapen	12	21	15	6	0	6	0.5
TEAM	1	0	7	-7	0	0	-7.0
Totals:	**30**	**92**	**26**	**66**	**0**	**15**	**2.2**

PASSING	C-A-I	Yds	TD	Long	Sack
Blake Shapen	19-33-0	279	3	58	3
Totals:	**19-33-0**	**279**	**3**	**58**	**3**

RECEIVING	TAR	No.	Yards	YAC	TD	Long
Anthony Evans III	14	9	108	57	1	48
Brenen Thompson	8	6	133	25	2	58
Ayden Williams	3	1	12	0	0	12
Ricky Johnson	1	1	12	5	0	12
Davon Booth	1	1	9	7	0	9
Fluff Bothwell	1	1	5	10	0	5
Sam West	1	0	0	0	0	0
Seydou Traore	2	0	0	0	0	0
Jordan Mosley	2	0	0	0	0	0
Totals:	**33**	**19**	**279**	**104**	**3**	**58**

PUNTING	No.	Yds	Avg	Long	In20	TB
Nathan Tiyce	3	110	36.7	45	1	0
Ethan Pulliam	2	89	44.5	45	1	0
Totals:	**5**	**199**	**39.8**	**45**	**2**	**0**

RETURNS	Punt			Kickoff			Intercept		
	No	Yds	Lg	No	Yds	Lg	No	Yds	Lg
Anthony Evans III	2	31	20	0	0	0	0	0	0
Johnnie Daniels	0	0	0	1	13	13	0	0	0
Jayven Williams	0	0	0	0	0	0	1	4	4
Hunter Washington	0	0	0	0	0	0	1	6	6
Totals:	**2**	**31**	**20**	**1**	**13**	**13**	**2**	**10**	**6**

FIELD GOALS	Qtr	Time	Dist	Result
Kyle Ferrie	1st	01:18	37	GOOD

KICKOFFS	No.	Yards	Avg	TB	OB
Marlon Hauck	4	248	62.0	1	0
Kyle Ferrie	1	65	65.0	1	0

ALL-PURPOSE	Rush	Rcv	KR	PR	IR	Total
Anthony Evans III	0	108	0	31	0	139
Brenen Thompson	0	133	0	0	0	133
Davon Booth	33	9	0	0	0	42
Fluff Bothwell	34	5	0	0	0	39

State 63 VS 0 Alcorn

vs. Alcorn State / Sept. 13, 2025 / Davis Wade Stadium

Scoring Summary report
Alcorn vs Mississippi St. (Sep 13, 2025)
Alcorn (0-3) vs Mississippi St. (3-0)

Date: Sep 13, 2025
Site: ,
Stadium: Davis Wade Stadium at Scott Field
Attendance: 49158

SCORE BY QUARTERS

Team	1st	2nd	3rd	4th	Total
Alcorn	0	0	0	0	**0**
Mississippi St.	28	14	7	14	**63**

SCORING SUMMARY

Qtr	Time	Scoring Play	V-H
1st	14:43	MSU - #4 J.Mosley 75 yd pass from #2 B.Shapen (#80 K.Ferrie kick), 2-75, 00:17	0-7
1st	09:15	MSU - #24 F.Bothwell 3 yd rush (#80 K.Ferrie kick), 6-29, 02:25	0-14
1st	08:02	MSU - #0 B.Thompson 42 yd pass from #1 K.Taylor (#80 K.Ferrie kick), 2-76, 00:34	0-21
1st	05:12	MSU - #2 B.Shapen 6 yd rush (#80 K.Ferrie kick), 3-27, 00:58	0-28
2nd	07:20	MSU - #3 A.Evans III 22 yd pass from #2 B.Shapen (#80 K.Ferrie kick), 5-29, 02:07	0-35
2nd	03:50	MSU - #24 F.Bothwell 25 yd rush (#80 K.Ferrie kick), 7-44, 02:03	0-42
3rd	05:53	MSU - #22 X.Gayten 25 yd rush (#80 K.Ferrie kick), 5-63, 02:10	0-49
4th	09:55	MSU - #17 L.Kromenhoek 3 yd rush (#49 M.Hauck kick), 1-3, 05:05	0-56
4th	03:30	MSU - #23 S.Davis 23 yd rush (#49 M.Hauck kick), 7-54, 03:59	0-63

TIME DETAILS

Kickoff time: 05:02 PM
End of Game: 08:02 PM
Total elapsed: 02:59

OFFICIALS

Referee: Steven Robinson
Umpire: Walt Hill
Linesman: Brett Denton
Line judge: Chuck Rice
Back judge: Keith Parham
Field judge: Brandon Kirkland
Side judge: Jordan Guest
Center judge: Dustin Whitehead
Replay Official: Mickey Haddock

WEATHER

Weather: Sunny 89 F
Wind: North East 4 mph

Individual Statistics report
Alcorn vs Mississippi St. (Sep 13, 2025)

Date: Sep 13, 2025
Site: ,
Stadium: Davis Wade Stadium at Scott Field
Attendance: 49158

FULL GAME

ALCORN

RUSHING	No.	Gain	Loss	Net	TD	Lg	Avg
Jacorian Sewell	8	25	4	21	0	12	2.6
Tylon Citizen	7	19	1	18	0	10	2.6
Reggie Davis	2	10	0	10	0	9	5.0
Andre Washington	2	7	0	7	0	4	3.5
Jaylon Tolbert	3	10	4	6	0	10	2.0
Camren Stewart	1	5	0	5	0	5	5.0
Traylon Minor	1	2	0	2	0	2	2.0
Ernest Lyons III	1	1	0	1	0	1	1.0
Carl McDonald Jr.	2	3	5	-2	0	3	-1.0
Totals:	**27**	**82**	**14**	**68**	**0**	**12**	**2.5**

PASSING	C-A-I	Yds	TD	Long	Sack
Jaylon Tolbert	11-18-1	80	0	21	1
Andre Washington	2-3-0	13	0	9	0
Totals:	**13-21-1**	**93**	**0**	**21**	**1**

RECEIVING	TAR	No.	Yards	YAC	TD	Long
Damien Jones	4	4	21	5	0	9
Omarion Blakes	4	3	31	1	0	21
Jacorian Sewell	3	3	18	13	0	11
Elijah Griffin	2	1	10	4	0	10
Jarvis Rush	5	1	9	10	0	9
Kole Williams	1	1	4	5	0	4
Tyran Warren	3	0	0	0	0	0
Totals:	**22**	**13**	**93**	**38**	**0**	**21**

PUNTING	No.	Yds	Avg	Long	In20	TB
Franklin Rogers	6	205	34.2	47	1	0
Demetrion Duvall	2	81	40.5	41	0	0
Totals:	**8**	**286**	**35.8**	**47**	**1**	**0**

RETURNS	Punt			Kickoff			Intercept		
	No	Yds	Lg	No	Yds	Lg	No	Yds	Lg
Reggie Davis	0	0	0	1	16	16	0	0	0
Neico Sandifer	0	0	0	2	33	21	0	0	0
TB Hinton	0	0	0	1	0	0	0	0	0
Bakari McCall	0	0	0	0	0	0	1	14	14
Totals:	**0**	**0**	**0**	**4**	**49**	**21**	**1**	**14**	**14**

FIELD GOALS	Qtr	Time	Dist	Result
Grandin Willcox	2nd	13:33	36	MISSED

KICKOFFS	No.	Yards	Avg	TB	OB
Grandin Willcox	1	65	65.0	1	0

ALL-PURPOSE	Rush	Rcv	KR	PR	IR	Total
Jacorian Sewell	21	18	0	0	0	39
Neico Sandifer	0	0	33	0	0	33
Omarion Blakes	0	31	0	0	0	31
Reggie Davis	10	0	16	0	0	26

FUMBLES
Alcorn - Tylon Citizen 1-1,Damien Jones 1-1,Carl McDonald Jr. 1-0
Mississippi St. - None

MISSISSIPPI ST.

RUSHING	No.	Gain	Loss	Net	TD	Lg	Avg
Fluff Bothwell	12	93	0	93	2	25	7.8
Xavier Gayten	4	50	0	50	1	25	12.5
Kamario Taylor	3	40	0	40	0	19	13.3
Seth Davis	2	31	0	31	1	23	15.5
Kolin Wilson	4	23	0	23	0	17	5.8
Johnnie Daniels	5	16	0	16	0	5	3.2
Davon Booth	2	16	2	14	0	16	7.0
Blake Shapen	3	12	0	12	1	6	4.0
Luke Kromenhoek	1	3	0	3	1	3	3.0
Totals:	**36**	**284**	**2**	**282**	**6**	**25**	**7.8**

PASSING	C-A-I	Yds	TD	Long	Sack
Blake Shapen	10-14-1	173	2	75	0
Kamario Taylor	2-3-0	46	1	42	0
Luke Kromenhoek	1-1-0	13	0	13	0
Totals:	**13-18-1**	**232**	**3**	**75**	**0**

RECEIVING	TAR	No.	Yards	YAC	TD	Long
Anthony Evans III	4	4	66	57	1	34
Brenen Thompson	4	2	53	2	1	42
Max Reese	2	2	1	0	0	5
Jordan Mosley	1	1	75	29	1	75
Fluff Bothwell	2	1	14	10	0	14
Ayden Williams	1	1	13	0	0	13
Sanfrisco Magee	1	1	6	8	0	6
Gracen Harris	2	1	4	3	0	4
Seydou Traore	1	0	0	0	0	0
Totals:	**18**	**13**	**232**	**109**	**3**	**75**

PUNTING	No.	Yds	Avg	Long	In20	TB
Ethan Pulliam	1	41	41.0	41	0	0
Totals:	**1**	**41**	**41.0**	**41**	**0**	**0**

RETURNS	Punt			Kickoff			Intercept		
	No	Yds	Lg	No	Yds	Lg	No	Yds	Lg
Anthony Evans III	3	97	43	0	0	0	0	0	0
Kolin Wilson	1	1	1	0	0	0	0	0	0
DeAgo Brumfield	0	0	0	0	0	0	1	-11	0
Totals:	**4**	**98**	**43**	**0**	**0**	**0**	**1**	**-11**	**0**

FIELD GOALS	Qtr	Time	Dist	Result

KICKOFFS	No.	Yards	Avg	TB	OB
Marlon Hauck	9	586	65.1	6	0
William Wilkinson	1	38	38.0	0	0

ALL-PURPOSE	Rush	Rcv	KR	PR	IR	Total
Anthony Evans III	0	66	0	97	0	163
Fluff Bothwell	93	14	0	0	0	107
Jordan Mosley	0	75	0	0	0	75
Brenen Thompson	0	53	0	0	0	53

State 38 VS 10 NIU

vs. Northern Illinois / Sept. 20, 2025 / Davis Wade Stadium

Scoring Summary report
NIU vs Mississippi St. (Sep 20, 2025)
NIU (1-2) vs Mississippi St. (4-0)

Date: Sep 20, 2025
Site: ,
Stadium: Davis Wade Stadium at Scott Field
Attendance: 45803

SCORE BY QUARTERS

Team	1st	2nd	3rd	4th	Total
NIU	3	7	0	0	**10**
Mississippi St.	7	7	10	14	**38**

SCORING SUMMARY

Qtr	Time	Scoring Play	V-H
1st	09:41	NIU - #60 A.Glass 30 yd FG, 10-63, 05:19	3-0
1st	03:48	MSU - #0 B.Thompson 10 yd rush (#80 K.Ferrie kick), 13-75, 05:53	3-7
2nd	14:53	NIU - #6 D.Rogers 24 yd pass from #15 J.Holst (#60 A.Glass kick), 2-27, 00:28	10-7
2nd	11:31	MSU - #8 S.Traore 1 yd pass from #2 B.Shapen (#80 K.Ferrie kick), 8-48, 03:20	10-14
3rd	12:55	MSU - #6 D.Booth 1 yd rush (#80 K.Ferrie kick), 6-75, 02:05	10-21
3rd	00:54	MSU - #80 K.Ferrie 48 yd FG, 15-50, 07:47	10-24
4th	11:18	MSU - #6 D.Booth 6 yd rush (#80 K.Ferrie kick), 5-64, 02:10	10-31
4th	04:31	MSU - #22 X.Gayten 1 yd rush (#80 K.Ferrie kick), 8-43, 05:02	10-38

TIME DETAILS

Kickoff time: 03:20 PM
End of Game: 06:27 PM
Total elapsed: 03:07

OFFICIALS

Referee: Lee Hedrick
Umpire: John Short
Linesman: Christopher Hess
Line judge: Chris Snuggs
Back judge: Brett Toney
Field judge: Scotty Melancon
Side judge: Jonathan Bullock
Center judge: Brian Davis
Replay Official: Brian Brown

WEATHER

Weather: Sunny 90 F
Wind: North West 3 mph

Individual Statistics report
NIU vs Mississippi St. (Sep 20, 2025)

Date: Sep 20, 2025
Site: ,
Stadium: Davis Wade Stadium at Scott Field
Attendance: 45803

FULL GAME

NIU

RUSHING	No.	Gain	Loss	Net	TD	Lg	Avg
Chavon Wright	13	52	5	47	0	11	3.6
Telly Johnson Jr.	6	47	1	46	0	32	7.7
Josh Holst	3	19	0	19	0	11	6.3
Jaylen Poe	3	19	3	16	0	14	5.3
TEAM	1	0	1	-1	0	0	-1.0
Brady Davidson	1	0	2	-2	0	0	-2.0
Totals:	**27**	**137**	**12**	**125**	**0**	**32**	**4.6**

PASSING	C-A-I	Yds	TD	Long	Sack
Josh Holst	14-23-1	135	1	24	0
Brady Davidson	1-2-0	7	0	7	1
Totals:	**15-25-1**	**142**	**1**	**24**	**1**

RECEIVING	TAR	No.	Yards	YAC	TD	Long
DeAree Rogers	9	6	84	27	1	24
Telly Johnson Jr.	3	2	10	18	0	6
Chavon Wright	2	2	7	7	0	5
George Dimopoulos	4	2	7	4	0	11
Gary Givens III	2	1	19	7	0	19
Jaylen Poe	1	1	8	8	0	8
Kenji Lewis	1	1	7	0	0	7
Jake Appleget	1	0	0	0	0	0
La'Don Bryant	2	0	0	0	0	0
Totals:	**25**	**15**	**142**	**71**	**1**	**24**

PUNTING	No.	Yds	Avg	Long	In20	TB
Danny Vuckovic	3	141	47.0	47	2	0
TEAM	1	5	5.0	5	0	0
Totals:	**4**	**146**	**36.5**	**47**	**2**	**0**

RETURNS	Punt			Kickoff			Intercept		
	No	Yds	Lg	No	Yds	Lg	No	Yds	Lg
Totals:	**0**	**0**	**0**	**0**	**0**	**0**	**0**	**0**	**0**

FIELD GOALS	Qtr	Time	Dist	Result
Andrew Glass	1st	09:41	30	GOOD

KICKOFFS	No.	Yards	Avg	TB	OB
Andrew Glass	2	130	65.0	2	0

ALL-PURPOSE	Rush	Rcv	KR	PR	IR	Total
DeAree Rogers	0	84	0	0	0	84
Telly Johnson Jr.	46	10	0	0	0	56
Chavon Wright	47	7	0	0	0	54
Jaylen Poe	16	8	0	0	0	24

FUMBLES
NIU - George Dimopoulos 1-0
Mississippi St. - None

MISSISSIPPI ST.

RUSHING	No.	Gain	Loss	Net	TD	Lg	Avg
Fluff Bothwell	17	101	0	101	0	22	5.9
Blake Shapen	11	65	14	51	0	24	4.6
Xavier Gayten	4	45	0	45	1	22	11.2
Kamario Taylor	3	26	0	26	0	12	8.7
Davon Booth	7	22	0	22	2	6	3.1
Anthony Evans III	3	22	1	21	0	17	7.0
Seth Davis	3	16	0	16	0	7	5.3
Brenen Thompson	1	10	0	10	1	10	10.0
Totals:	**49**	**307**	**15**	**292**	**4**	**24**	**6.0**

PASSING	C-A-I	Yds	TD	Long	Sack
Blake Shapen	12-20-0	160	1	57	2
Totals:	**12-20-0**	**160**	**1**	**57**	**2**

RECEIVING	TAR	No.	Yards	YAC	TD	Long
Anthony Evans III	5	4	80	28	0	57
Brenen Thompson	4	2	13	7	0	11
Fluff Bothwell	3	2	10	11	0	5
Jordan Mosley	3	1	45	0	0	45
Davon Booth	1	1	8	10	0	8
Ayden Williams	1	1	3	0	0	3
Seydou Traore	2	1	1	1	1	1
Sam West	1	0	0	0	0	0
Totals:	**20**	**12**	**160**	**57**	**1**	**57**

PUNTING	No.	Yds	Avg	Long	In20	TB
Ethan Pulliam	2	101	50.5	51	2	0
Nathan Tiyce	1	21	21.0	21	0	0
Totals:	**3**	**122**	**40.7**	**51**	**2**	**0**

RETURNS	Punt			Kickoff			Intercept		
	No	Yds	Lg	No	Yds	Lg	No	Yds	Lg
Anthony Evans III	1	1	1	0	0	0	0	0	0
Isaac Smith	0	0	0	0	0	0	1	0	0
Totals:	**1**	**1**	**1**	**0**	**0**	**0**	**1**	**0**	**0**

FIELD GOALS	Qtr	Time	Dist	Result
Kyle Ferrie	3rd	00:54	48	GOOD

KICKOFFS	No.	Yards	Avg	TB	OB
Marlon Hauck	7	447	63.9	6	1

ALL-PURPOSE	Rush	Rcv	KR	PR	IR	Total
Fluff Bothwell	101	10	0	0	0	111
Anthony Evans III	21	80	0	1	0	102
Blake Shapen	51	0	0	0	0	51
Xavier Gayten	45	0	0	0	0	45

34 OT AT 41

vs. #15/15 Tennessee / Sept. 27, 2025 / Davis Wade Stadium

Scoring Summary report
Tennessee vs Mississippi St. (Sep 27, 2025)
Tennessee (4-1, 1-1) vs Mississippi St. (4-1, 0-1)

Date: Sep 27, 2025
Site: ,
Stadium: Davis Wade Stadium at Scott Field
Attendance: 60417

SCORE BY QUARTERS

Team	1st	2nd	3rd	4th	OT1	Total
Tennessee	10	7	3	14	7	**41**
Mississippi St.	7	10	7	10	0	**34**

SCORING SUMMARY

Qtr	Time	Scoring Play	V-H
1st	11:49	MSU - #24 F.Bothwell 5 yd rush (#80 K.Ferrie kick), 5-20, 01:38	0-7
1st	09:19	TENN - #90 M.Gilbert 38 yd FG, 7-55, 02:30	3-7
1st	04:19	TENN - #8 C.Hood 23 yd interception return (#90 M.Gilbert kick), 00:41	10-7
2nd	13:53	MSU - #6 D.Booth 5 yd rush (#80 K.Ferrie kick), 15-75, 05:26	10-14
2nd	08:41	MSU - #80 K.Ferrie 51 yd FG, 8-51, 03:10	10-17
2nd	07:25	TENN - #17 C.Brazzell II 15 yd pass from #6 J.Aguilar (#90 M.Gilbert kick), 4-75, 01:16	17-17
3rd	11:28	TENN - #90 M.Gilbert 27 yd FG, 10-66, 03:32	20-17
3rd	03:48	MSU - #24 F.Bothwell 1 yd rush (#80 K.Ferrie kick), 4-26, 01:01	20-24
4th	13:29	TENN - #19 J.Josephs 41 yd fumble return (#90 M.Gilbert kick), 02:33	27-24
4th	10:31	MSU - #80 K.Ferrie 38 yd FG, 6-54, 02:58	27-27
4th	07:59	MSU - #8 S.Traore 2 yd pass from #2 B.Shapen (#80 K.Ferrie kick), 5-17, 01:44	27-34
4th	01:55	TENN - #6 J.Aguilar 6 yd rush (#90 M.Gilbert kick), 13-75, 06:04	34-34
OT1	00:00	TENN - #18 D.Bishop 25 yd rush (#90 M.Gilbert kick), 1-25	41-34

TIME DETAILS

Kickoff time: 03:20 PM
End of Game: 07:09 PM
Total elapsed: 03:48

OFFICIALS

Referee: David Smith
Umpire: Paul Myers
Linesman: Carl Gioia
Line judge: Michael Taylor
Back judge: Paul Schardein
Field judge: Raymond Tate
Side judge: Bryan Murphy
Center judge: Eddie Albritton
Replay Official: Jordan Craddock

WEATHER

Weather: Sunny 83 F
Wind: North 7 mph

Individual Statistics report
Tennessee vs Mississippi St. (Sep 27, 2025)

Date: Sep 27, 2025
Site: ,
Stadium: Davis Wade Stadium at Scott Field
Attendance: 60417

FULL GAME

TENNESSEE

RUSHING	No.	Gain	Loss	Net	TD	Lg	Avg
DeSean Bishop	11	72	0	72	1	25	6.5
Star Thomas	10	34	1	33	0	11	3.3
Joey Aguilar	7	29	8	21	1	9	3.0
Peyton Lewis	3	12	2	10	0	6	3.3
TEAM	1	0	5	-5	0	0	-5.0
Totals:	**32**	**147**	**16**	**131**	**2**	**25**	**4.1**

PASSING	C-A-I	Yds	TD	Long	Sack
Joey Aguilar	24-40-2	335	1	39	2
Totals:	**24-40-2**	**335**	**1**	**39**	**2**

RECEIVING	TAR	No.	Yards	YAC	TD	Long
Mike Matthews	8	6	118	63	0	39
Chris Brazzell II	8	6	105	31	1	32
Miles Kitselman	8	4	42	15	0	17
Braylon Staley	10	4	41	14	0	26
Star Thomas	4	3	29	36	0	21
DeSean Bishop	2	1	0	0	0	0
Totals:	**40**	**24**	**335**	**159**	**1**	**39**

PUNTING	No.	Yds	Avg	Long	In20	TB
Jackson Ross	3	129	43.0	47	3	0
Totals:	**3**	**129**	**43.0**	**47**	**3**	**0**

RETURNS	Punt			Kickoff			Intercept		
	No	Yds	Lg	No	Yds	Lg	No	Yds	Lg
Braylon Staley	1	-7	0	0	0	0	0	0	0
Boo Carter	1	1	1	0	0	0	0	0	0
Colton Hood	0	0	0	0	0	0	1	23	23
Totals:	**2**	**-6**	**1**	**0**	**0**	**0**	**1**	**23**	**23**

FIELD GOALS	Qtr	Time	Dist	Result
Max Gilbert	1st	09:19	38	GOOD
Max Gilbert	2nd	01:11	47	MISSED
Max Gilbert	3rd	11:28	27	GOOD

KICKOFFS	No.	Yards	Avg	TB	OB
Josh Turbyville	7	455	65.0	7	0

ALL-PURPOSE	Rush	Rcv	KR	PR	IR	Total
Mike Matthews	0	118	0	0	0	118
Chris Brazzell II	0	105	0	0	0	105
DeSean Bishop	72	0	0	0	0	72
Star Thomas	33	29	0	0	0	62

FUMBLES
Tennessee - Braylon Staley 1-1
Mississippi St. - Blake Shapen 1-1

MISSISSIPPI ST.

RUSHING	No.	Gain	Loss	Net	TD	Lg	Avg
Fluff Bothwell	23	135	1	134	2	20	5.8
Davon Booth	17	62	4	58	1	14	3.4
Sam West	1	15	0	15	0	15	15.0
Kamario Taylor	3	10	0	10	0	5	3.3
Anthony Evans III	1	2	0	2	0	2	2.0
Blake Shapen	12	16	32	-16	0	6	-1.3
Totals:	**57**	**240**	**37**	**203**	**3**	**20**	**3.6**

PASSING	C-A-I	Yds	TD	Long	Sack
Blake Shapen	18-29-1	175	1	49	6
Totals:	**18-29-1**	**175**	**1**	**49**	**6**

RECEIVING	TAR	No.	Yards	YAC	TD	Long
Anthony Evans III	10	5	33	33	0	21
Seydou Traore	4	4	35	26	1	13
Brenen Thompson	4	3	33	3	0	16
Jordan Mosley	4	3	20	8	0	17
Ayden Williams	2	1	49	5	0	49
Cam Ball	1	1	3	0	0	3
Fluff Bothwell	4	1	2	1	0	2
Totals:	**29**	**18**	**175**	**76**	**1**	**49**

PUNTING	No.	Yds	Avg	Long	In20	TB
Ethan Pulliam	5	253	50.6	67	3	0
Totals:	**5**	**253**	**50.6**	**67**	**3**	**0**

RETURNS	Punt			Kickoff			Intercept		
	No	Yds	Lg	No	Yds	Lg	No	Yds	Lg
Anthony Evans III	1	3	3	0	0	0	0	0	0
Jahron Manning	0	0	0	0	0	0	1	21	21
Zakari Tillman	0	0	0	0	0	0	1	26	26
Totals:	**1**	**3**	**3**	**0**	**0**	**0**	**2**	**47**	**26**

FIELD GOALS	Qtr	Time	Dist	Result
Kyle Ferrie	2nd	08:41	51	GOOD
Kyle Ferrie	3rd	06:03	42	MISSED
Kyle Ferrie	4th	10:31	38	GOOD

KICKOFFS	No.	Yards	Avg	TB	OB
Kyle Ferrie	7	455	65.0	7	0

ALL-PURPOSE	Rush	Rcv	KR	PR	IR	Total
Fluff Bothwell	134	2	0	0	0	136
Davon Booth	58	0	0	0	0	58
Ayden Williams	0	49	0	0	0	49
Anthony Evans III	2	33	0	3	0	38