

W E L C O M E

TO Fabulous  
SPORTSMEN



MARTINUS  
RANKIN

FITZGERALD

TOLAND  
CLEVELAND



TWENTY SEVENTEEN MEDIA GUIDE



# DAN MULLEN ERA

SECOND-LONGEST CURRENT TENURED HEAD COACH IN THE SEC (NINTH SEASON)

2009 - PRESENT

SECOND IN MSU ALL-TIME WINNING PERCENTAGE AMONG THOSE WHO HAVE COACHED SIX OR MORE YEARS (.692)

TIED FOR WINNINGEST EIGHT-YEAR STRETCH IN BULLDOG FOOTBALL HISTORY (61)

TIED FOR SECOND IN THE SEC WEST IN VICTORIES SINCE 2014 (25)

LED MSU TO THE NO. 1 RANKING FOR THE FIRST TIME IN SCHOOL HISTORY

.625 WINNING PERCENTAGE IN THE EGG BOWL IS BEST BY AN MSU COACH SINCE 1917-19 (MINIMUM THREE YEARS)

SHATTERED 109 INDIVIDUAL AND TEAM SINGLE-GAME, SINGLE-SEASON AND CAREER STATISTICAL RECORDS

OVER 3 MILLION FANS HAVE ATTENDED GAMES IN DAVIS WADE STADIUM DURING HIS TENURE

22 NFL DRAFT PICKS, INCLUDING FOUR PRO BOWL SELECTIONS AND THE NFL ROOKIE OF THE YEAR

166 SEC ACADEMIC HONOR ROLL RECIPIENTS, INCLUDING A SCHOOL-RECORD 31 IN 2016

SCHOOL RECORDS IN NCAA ACADEMIC PROGRESS RATE (APR) AND GRADUATION SUCCESS RATE (GSR) IN 2016-17

SCHOOL-RECORD SEVEN STRAIGHT BOWL GAMES

2014 NATIONAL AND SEC  
COACH OF THE YEAR



S C H O O L   R E C O R D   F I V E   B O W L   V I C T O R I E S



# 2017 MISSISSIPPI STATE FOOTBALL MEDIA GUIDE

## INTRODUCTION

Table of Contents	1
Quick Facts	2
Roster Breakdown	3
Numerical Roster	4-5
Alphabetical Roster	6-7
Position Outlooks	8-10

## MEET THE BULLDOGS

Player Profiles	11-48
-----------------	-------

## COACHING STAFF

Head Coach Dan Mullen	49-55
Brian Baker	56
Terrell Buckley	57
Brett Elliott	58
Ron English	59
Billy Gonzales	60
Todd Grantham	61
John Hevesy	62
Greg Knox	63
D.J. Looney	64
Nick Savage	65
Support Staff	66-67

## 2016 SEASON IN REVIEW

Notebook	68-69
Final Statistics	70-71
Final Defensive Statistics	72
Game-by-Game Starters	73
Participation	74-75
Team Game-by-Game Statistics/Polls	76
Superlatives	77
Game Recaps	78-90

## HISTORY

Year-by-Year Results	91-97
Year-by-Year History/Homecoming	98
Head Coaching Records	99
Miscellaneous Records	100
Streaks	101
Series History	102-108
All-Time Assistant Coaches	109
Letterwinners	110-117
All-Americans	118
National Award Winners	119
All-Southeastern Conference	120
SEC Award Winners	121
Academic Honors	122-123

## PRO BULLDOGS

NFL Combine/All-Star Games	124
NFL Draft History	125
Bulldogs in the NFL	126-127
Super Bowl Participants/Winners	128

## BOWL HISTORY

Bowl History	129
Bowl Records	130-131
1937 Orange Bowl	132
1941 Orange Bowl	133
1963 Liberty Bowl	134
1974 Sun Bowl	135
1980 Sun Bowl	136
1981 Hall of Fame Bowl	137
1991 Liberty Bowl	138
1993 Peach Bowl	139
1995 Peach Bowl	140
1999 Cotton Bowl	141
1999 Peach Bowl	142
2000 Independence Bowl	143
2007 Liberty Bowl	144
2011 Gator Bowl	145
2011 Music City Bowl	146

2013 Gator Bowl	147
2013 Liberty Bowl	148
2014 Orange Bowl	149
2015 Belk Bowl	150
2016 St. Petersburg Bowl	151

## RECORDS

Team Game Records	152-154
Team Season Records	155-156
Individual Records	157-164
High Rushing Games	165
Miscellaneous Rushing Records	166
High Passing/Receiving Games	167
Yearly Defensive Leaders	168
Yearly Offensive Leaders	169-170
Yearly Special Teams Leaders	171
Yearly Team Offensive Statistics	172
Yearly Team Defensive Statistics	173

## FACILITIES

Welcome to Stark Vegas	174-175
Davis Wade Stadium at Scott Field	176-178
Attendance Records	179
Leo Seal Jr. Football Complex	180-181

## THIS IS MSU

Mississippi State University	182
2016-17 Athletics Year in Review	183
History of Bulldogs	184
The Cowbell/Songs of MSU	185
University President Dr. Mark Keenum	186
Director of Athletics John Cohen	187

## MEDIA INFORMATION

Media Policies	188
Communications Staff/Opponents	189
2017 SEC Schedule	190

## CREDITS

<b>Editor:</b>	Bill Martin
<b>Assistant Editor:</b>	Andrew Piper
<b>Covers Design:</b>	Dan Brown
<b>Contributing Writers:</b>	Gregg Ellis
	Will Goodwin
	Nick Price
	Brock Turnipseed
<b>Photography:</b>	Russ Houston
	Kelly Price
	Mansel Guerry
	David Lann
	Bill Simmonds
	Bob Smith
	John R. Cade
	Blake McCollum
	Kyle Niblett
	Getty Images
<b>Printing:</b>	Hederman Brothers

## #HAILSTATE SOCIAL MEDIA



Facebook.com/HailStateFB



@HailStateFB



@HailStateFB



Search "HailStateSnap"



**GENERAL INFORMATION**

Location:	Starkville, Miss.
Founded:	February 28, 1878
Nickname:	Bulldogs
Enrollment:	21,622
Official Athletics Website:	www.HailState.com
President:	Dr. Mark Keenum
Faculty Athletics Representative:	Dr. Steven Turner
Conference:	Southeastern (West)
Colors:	Maroon (PMS 202) and White
Stadium (Capacity):	Davis Wade Stadium at Scott Field (61,337)
Constructed:	1914
Playing Surface:	Hybrid Bermuda Grass (Certified Tifway 419)
DWS Record:	251-139-13 (.639)

**COACHING STAFF**

Head Coach (Alma Mater): Dan Mullen (Ursinus College, 1994)

Record at Mississippi State: 61-42 (.592, ninth season)

Career Record: same

Bowl Record: 5-3

**ASSISTANT COACHES (YEAR AT MSU):**

Brian Baker	Defensive Line (second season)
Terrell Buckley	Cornerbacks/Recruiting Coordinator (second season)
Brett Elliott	Quarterbacks (first season)
Ron English	Safeties (first season)
Billy Gonzales	Co-Offensive Coordinator/Wide Receivers (fifth season)
Todd Grantham	Defensive Coordinator/Linebackers (first season)
John Hevesy	Co-Offensive Coordinator/Offensive Line (ninth season)
Greg Knox	Special Teams Coordinator/Running Backs (ninth season)
D.J. Looney	Tight Ends (first season)
Bret Beachner	Offensive Quality Control
Chris Boniol	Special Teams Quality Control
Karibi Dede	Defensive Quality Control
John Haneline	Defensive Quality Control

**SUPPORT STAFF AT SEAL FOOTBALL COMPLEX:**

Zach Akenberger	Assistant Strength Coach
Patrick Austin	Recruiting Specialist
Lee Begley	Coordinator of Football Recruiting
Thomas Callans	Assistant Athletic Trainer
Jon Clark	Assistant AD/Football Operations
Nancy Covington	Office Associate
Brock Dulaney	Coordinator of Film & Computing Services
Rod Gibson	Recruiting Specialist
Roger Hayhurst	Assistant Video Coordinator
Andrea Hollis	Recruiting Specialist
Dan Jacobi	Head Athletic Trainer
Tanner Maher	Assistant Strength Coach
Fred Murphy	Assistant Strength Coach
Brad Peterson	Director of Recruiting/High School Relations
Mitch Phillips	Graphic Designer
Ryan Phillis	Assistant Strength Coach
Drew Raucina	Recruiting Specialist
Pat Richards	Assistant Athletic Trainer
Dean "Flash" Saul	Assistant Equipment Manager
Preston "Stick" Rogers	Director of Football Equipment
Nick Savage	Head Strength Coach
Susan Simmons	Office Associate
Neil Stopczynski	Assistant Recruiting Coordinator
Kelly White	Sports Dietician

**FOOTBALL INFORMATION**

2016 Overall Record	6-7
2016 SEC Record/Finish	3-5/tied for fifth in West, tied for ninth overall
2016 Bowl	St. Petersburg Bowl (def. Miami Ohio, 17-16)
2016 Final Rankings	Not Ranked
Offensive System	Spread (Multiple)
Defensive System	Multiple
Letterwinners Returning/Lost:	
Total	48/21 (13 returning starters)
Offense	23/8 (7 returning starters)
Defense	21/12 (6 returning starters)
Specialists	4/1
First Year of Football	1895
All-Time Overall Record	546-569-39 (.490, entering 118th season)
All-Time SEC Record	188-357-12 (.348)
All-Time Bowl Record	12-8 (.600)

**2017 FOOTBALL SCHEDULE**

DATE	OPPONENT	LOCATION	SERIES
Sept. 2	Charleston Southern	Starkville, Miss.	First Meeting
Sept. 9	at Louisiana Tech	Ruston, La.	MSU leads, 9-3
Sept. 16	LSU *	Starkville, Miss.	LSU leads, 73-34-3
Sept. 23	at Georgia *	Athens, Ga.	UGA leads, 17-6
Sept. 30	at Auburn *	Auburn, Ala.	AU leads, 62-26-2
Oct. 14	BYU	Starkville, Miss.	BYU leads, 2-1
Oct. 21	Kentucky (HC) *	Starkville, Miss.	Tied, 22-22
Oct. 28	at Texas A&M *	College Station, Texas	Tied, 5-5
Nov. 4	UMass	Starkville, Miss.	MSU leads, 1-0
Nov. 11	Alabama *	Starkville, Miss.	UA leads, 80-18-3
Nov. 18	at Arkansas *	Fayetteville, Ark.	UA leads, 16-10-1
Nov. 23 (Thu.)	Ole Miss *	Starkville, Miss.	UM leads, 63-44-6

\* - denotes SEC game

**2016 FOOTBALL RESULTS**

DATE	OPPONENT	RESULT	LOCATION (ATT.)
Sept. 3	South Alabama (SECN)	L, 20-21	Starkville, Miss. (57,075)
Sept. 10	South Carolina * (ESPN2)	W, 27-14	Starkville, Miss. (57,763)
Sept. 17	at #20/22 LSU * (ESPN2)	L, 20-23	Starkville, Miss. (99,910)
Sept. 24	at UMass (ESPN2)	W, 47-35	Foxborough, Mass. (13,074)
Oct. 8	Auburn * (ESPN)	L, 14-38	Starkville, Miss. (60,102)
Oct. 14	at BYU (ESPN)	L, 21-28 (2OT)	Provo, Utah (62,184)
Oct. 22	at Kentucky * (SECN)	L, 38-40	Lexington, Ky. (50,414)
Oct. 29	Samford (HC) (SECN)	W, 56-41	Starkville, Miss. (58,019)
Nov. 5	#7/7/4 Texas A&M (SECN)	W, 35-28	Starkville, Miss. (58,878)
Nov. 12	at #1/1/1 Alabama * (ESPN)	L, 3-51	Tuscaloosa, Ala. (101,821)
Nov. 19	Arkansas * (ESPNU)	L, 42-58	Starkville, Miss. (58,538)
Nov. 26	at Ole Miss * (SECN)	W, 55-20	Oxford, Miss. (66,038)
Dec. 26	vs. Miami, Ohio ^ (ESPN)	W, 17-16	St. Petersburg, Fla. (15,717)

\* - denotes SEC game | ^ - denotes St. Petersburg Bowl

**DEPARTMENT OF ATHLETICS**

Director of Athletics:	John Cohen (@JohnCohenAD)
Deputy Director of Athletics/CFO:	Jared Benko
Deputy Director of Athletics/Development:	Bo Hemphill
Executive Senior Associate AD/Compliance:	Brackey Brett
Executive Senior Associate AD/SWA:	Ann Carr
Executive Senior Associate AD/Bulldog Club:	Mike Richey
Sr. Associate AD/External Affairs:	Leah Beasley
Sr. Associate AD/Event & Facilities Management:	Jay Logan
Sr. Associate AD/Sports Medicine & Performance:	Mary McLendon
Assistant AD/Administration:	Lee VanHorn

**COMMUNICATIONS****FOOTBALL CONTACTS: (TWITTER HANDLE):**

Bill Martin (@MSUBillMartin)	Associate AD/Media Relations
Martin Phone	662-325-0967 (office)/662-418-3821 (cell)
Martin E-Mail	BMartin@athletics.msstate.edu
Andrew Piper (@ADPiper7)	Assistant Director
Piper Phone	662-325-0972 (office)/662-418-9183 (cell)
Piper E-Mail	APiper@athletics.msstate.edu

**STAFF (TWITTER HANDLE):**

John R. Cade (@JRCade)	Assistant AD/Digital Media
Bob Carskadon (@BobCarskadon)	Digital Media Reporter
Gregg Ellis (@MSUSportsGregg)	Associate Director
Caleb Garner (@CalebGarnerMSU)	Graduate Assistant
Hannah Hamilton	Accounting Assistant
Mary Catherine Molay	Graduate Assistant
Kelly Price (@HailStatePics)	Photographer
Brock Turnipseed (@BrockT_MSU)	Assistant Director
TBA	Assistant Director

**SHIPPING ADDRESS:**

Bryan Building, 288 Lakeview Drive, Mississippi State, MS, 39762

**MAILING ADDRESS:**

P.O. Box 5327, Mississippi State, MS, 39762

**PHONE DIRECTORY (AREA CODE 662)**

Football Press Box	325-3776
Football Office	325-3470
HailState Productions (Video Operations)	325-3327
HailState Productions (Video Production)	325-1262
Communications Office	325-0540
Ticket Office	325-2600



## ALABAMA (13)

**Adamsville**  
Maurice Smitherman  
**Bessemer**  
Dez Harris  
Cory Thomas  
Darryl Williams  
**Birmingham**  
Nick Gibson  
Justin Johnson  
Keith Mixon  
**Florence**  
Erroll Thompson  
**Mobile**  
Reggie Todd  
**Pelham**  
Braxton Hoyett  
**Phenix City**  
Jamal Couch  
**Pinson**  
Kendell Jones  
**Pleasant Grove**  
Deion Calhoun

## ARKANSAS (1)

**Little Rock**  
Aaron Hamaker

## FLORIDA (4)

**Fort Lauderdale**  
Tyler Dunning  
**Fort Pierce**  
Stewart Reese  
**Miami**  
Korey Charles  
**Sarasota**  
Osirus Mitchell

## GEORGIA (5)

**Atlanta**  
Christian Roberson  
**Powder Springs**  
Tolando Cleveland

**Richmond Hill**  
Nick Fitzgerald  
**Stone Mountain**  
Chauncey Rivers  
Montez Sweat

## LOUISIANA (4)

**Bossier City**  
C.J. Morgan  
**Hammond**  
Cameron Dantzler  
**New Orleans**  
Keytaon Thompson  
**River Ridge**  
Kody Schexnayder

## MICHIGAN (1)

**Saginaw**  
Brian Cole

## MINNESOTA (1)

**Minnetonka**  
Powers Warren

## MISSISSIPPI (48)

**Ackerman**  
Tre Brown  
**Bassfield**  
Jamal Peters  
**Bolton**  
Grant Harris  
**Brandon**  
Fletcher Adams  
**Brookhaven**  
Leo Lewis  
**Byhalia**  
Chris Rayford  
**Clarksdale**  
J.T. Gray  
Elgton Jenkins  
**Collins**  
Mark McLaurin

**Columbia**  
Johnathan Abram  
**Columbus**  
Kylin Hill  
**Darbin**  
Logan Cooke  
**Greenville**  
Gerri Green  
Traver Jung  
**Greenwood**  
Marquiss Spencer  
**Grenada**  
Tyre Phillips  
**Gulfport**  
Lashard Durr  
**Hattiesburg**  
Dontavian Lee  
**Jackson**  
Tommy Champion  
Malik Dear  
Aaron Odom  
Hayes Walker  
**Macon**  
Jeffery Simmons  
**McCool**  
Dontea Jones  
**Mendenhall**  
Martinas Rankin  
**Ocean Springs**  
Brad Wall  
Austin Williams  
**Olive Branch**  
Ronald Cochran  
Dareuan Parker  
**Oxford**  
Tyler Williams  
**Pascagoula**  
James Jackson  
**Petal**  
Jesse Jackson  
**Philadelphia**  
Greg Eiland  
**Ridgeland**  
Wyatt Powell  
Evans Wilkerson

**Ripley**  
Michael Story  
**Starkville**  
Willie Gay  
Kobe Jones  
Gabe Myles  
Josiah Phillips  
**Summit**  
Jaquarius Landrews  
**Sumrall**  
Jordan Thomas  
**Tunica**  
Brandon Bryant  
**Tupelo**  
Joel Baldwin  
**Wesson**  
Farrod Green  
**West Point**  
Aeris Williams  
**Yazoo City**  
Tim Washington

## MISSOURI (1)

**Nixa**  
Alec Murphy

## TENNESSEE (6)

**Brentwood**  
Tucker Day  
**Chattanooga**  
Harrison Moon  
**Collierville**  
Hunter Bradley  
**Memphis**  
Dedrick Thomas  
Donald Gray  
**Spring Hill**  
Landon Guidry

## TEXAS (1)

**Houston**  
Jace Christmann





No.	Name	Pos.	Ht.	Wt.	Cl.	Exp.	Hometown (Previous School)
1	Brandon Bryant	DB	6-0	215	Jr.	2L	Tunica, Miss. (Rosa Fort)
2	Jamal Peters	DB	6-2	218	Jr.	2L	Bassfield, Miss. (Bassfield)
3	Traver Jung	LB	6-4	226	Sr.	1L	Greenville, Miss. (Holmes CC)
4	Gerri Green	LB	6-4	250	Jr.	2L	Greenville, Miss. (Greenville Weston)
5	Gabe Myles	WR	6-0	195	Sr.	3L	Starkville, Miss. (Starkville)
6	Willie Gay Jr.	LB	6-2	230	Fr.	HS	Starkville, Miss. (Starkville)
6	Donald Gray	WR	5-10	200	Sr.	2L	Memphis, Tenn. (Copiah-Lincoln CC)
7	Tolando Cleveland	DB	6-0	194	Sr.	3L	Powder Springs, Ga. (Hillgrove)
7	Nick Fitzgerald	QB	6-5	230	Jr.	2L	Richmond Hill, Ga. (Richmond Hill)
8	Kylin Hill	RB	5-11	212	Fr.	HS	Columbus, Miss. (Columbus)
9	Malik Dear	WR	5-9	224	Jr.	2L	Jackson, Miss. (Murrah)
9	Rip Kirk	ATH	6-3	252	Jr.	JC	Batesville, Miss. (Itawamba CC)
9	Montez Sweat	LB	6-6	240	Jr.	JC	Stone Mountain, Ga. (Copiah-Lincoln CC)
10	Leo Lewis	LB	6-2	235	So.	1L	Brookhaven, Miss. (Brookhaven)
10	Keytaon Thompson	QB	6-4	222	Fr.	HS	New Orleans, La. (Landry-Walker)
11	Dez Harris	LB	6-4	243	Sr.	3L	Bessemer, Ala. (McAdory)
12	J.T. Gray	DB	6-0	202	Sr.	3L	Clarksdale, Miss. (Clarksdale)
13	Cameron Dantzler	DB	6-2	175	RFr.	RS	Hammond, La. (St. Thomas Aquinas)
14	Mitch Hood	ATH	6-3	205	Jr.	JC	Sonoma, Calif. (Santa Rosa [Calif.] JC)
16	Korey Charles	DB	5-10	179	RFr.	RS	Miami, Fla. (North Florida Christian)
17	Jamal Couch	WR	6-4	227	So.	1L	Phenix City, Ala. (Central)
18	Dedrick Thomas	WR	5-9	187	So.	1L	Memphis, Tenn. (Memphis Central)
20	Reggie Todd	WR	6-4	204	RFr.	RS	Mobile, Ala. (Blount)
21	Nick Gibson	RB	5-11	211	So.	1L	Birmingham, Ala. (Pinson Valley)
22	Aeris Williams	RB	6-1	217	Jr.	2L	West Point, Miss. (West Point)
23	Keith Mixon	WR	5-8	187	So.	1L	Birmingham, Ala. (Shades Valley)
24	Chris Rayford	DB	6-0	202	Jr.	2L	Byhalia, Miss. (Byhalia)
25	Lashard Durr	DB	5-11	195	Sr.	1L	Gulfport, Miss. (Copiah-Lincoln CC)
26	Jordan Lawless	ATH	6-0	173	So.	JC	Lindale, Texas (Tyler [Texas] JC)
26	Alec Murphy	RB	6-0	230	So.	SQ	Nixa, Mo. (Nixa)
27	Kody Schexnayder	P	5-10	203	So.	1L	River Ridge, La. (John Curtis)
28	Jaquarius Landrews	DB	6-0	195	Jr.	JC	Summit, Miss. (Copiah-Lincoln CC)
28	Dontavian Lee	RB	6-1	235	Jr.	2L	Hattiesburg, Miss. (Forrest County Agricultural)
29	C.J. Morgan	DB	6-0	202	RFr.	RS	Bossier City, La. (Parkway)
30	Dan Mills	K	6-0	175	Fr.	HS	Canton, Ohio (Central Catholic)
31	Maurice Smitherman	DB	5-10	191	So.	1L	Adamsville, Ala. (Minor)
32	Brian Cole	DB	6-2	210	Jr.	JC	Saginaw, Mich. (East. Mississippi CC)
33	Tyler Williams	DB	6-2	180	Fr.	HS	Oxford, Miss. (Lafayette)
34	Cory Thomas	DL	6-5	303	Jr.	2L	Bessemer, Ala. (McAdory)
35	Landon Guidry	DB	6-0	189	Fr.	HS	Spring Hill, Tenn. (Independence)
37	Brad Wall	K	5-8	170	So.	1L	Ocean Springs, Miss. (Ocean Springs)
38	Johnathan Abram	DB	6-0	210	Jr.	JC	Columbia, Miss. (Jones County JC)
40	Erroll Thompson	LB	6-1	250	RFr.	RS	Florence, Ala. (Florence)
41	Mark McLaurin	DB	6-2	215	Jr.	2L	Collins, Miss. (Collins)
42	Tucker Day	K/P	6-0	206	Fr.	HS	Brentwood, Tenn. (Brentwood)
42	Marquiss Spencer	LB	6-4	275	So.	1L	Greenwood, Miss. (Greenwood)
43	Fletcher Adams	DL	6-2	270	So.	1L	Brandon, Miss. (Brandon)
43	Logan Cooke	P/K	6-5	230	Sr.	3L	Darbus, Miss. (Columbia Academy)
45	Josiah Phillips	LB	6-4	241	Jr.	SQ	Starkville, Miss. (Home School)
46	Aaron Odum	DL	6-2	265	Fr.	HS	Jackson, Miss. (Callaway)
47	Jace Christmann	K	6-0	195	RFr.	RS	Houston, Texas (Memorial)
50	Tim Washington	LB	6-3	225	So.	1L	Yazoo City, Miss. (Yazoo City)
51	Stewart Reese	OL	6-5	333	RFr.	RS	Fort Pierce, Fla. (Fort Pierce Central)
52	Kobe Jones	DL	6-4	275	RFr.	RS	Starkville, Miss. (Starkville)
53	Hunter Bradley	SN	6-3	240	Sr.	2L	Collierville, Tenn. (Collierville)
55	Martinas Rankin	OL	6-5	315	Sr.	1L	Mendenhall, Miss. (Miss. Gulf Coast CC)
56	Dareuan Parker	OL	6-4	320	RFr.	RS	Olive Branch, Miss. (DeSoto Central)



No.	Name	Pos.	Ht.	Wt.	Cl.	Exp.	Hometown (Previous School)
58	Tyler Dunning	LB	6-1	255	Fr.	HS	Fort Lauderdale, Fla. (St. Thomas Aquinas)
58	Greg Eiland	OL	6-8	330	RFr.	RS	Philadelphia, Miss. (Philadelphia)
61	Deion Calhoun	OL	6-3	315	Jr.	2L	Pleasant Grove, Ala. (Restoration Academy)
63	Cordavien Suggs	OL	6-6	300	Fr.	HS	Jackson, Miss. (Fletcher)
66	Joel Baldwin	SN	6-3	215	Jr.	SQ	Tupelo, Miss. (Tupelo)
67	Michael Story	OL	6-4	305	So.	1L	Ripley, Miss. (Ripley)
70	Tommy Champion	OL	6-5	319	Jr.	JC	Jackson, Miss. (Copiah-Lincoln CC)
72	Ronald Cochran	OL	6-4	316	Jr.	SQ	Olive Branch, Miss. (Olive Branch)
73	Darryl Williams	OL	6-2	305	So.	SQ	Bessemer, Ala. (Bessemer City)
74	Elgton Jenkins	OL	6-4	313	Jr.	2L	Clarksdale, Miss. (Clarksdale)
75	Harrison Moon	OL	6-5	290	So.	1L	Chattanooga, Tenn. (Signal Mountain)
78	Tyre Phillips	OL	6-5	335	Jr.	JC	Grenada, Miss. (East Mississippi CC)
79	Evans Wilkerson	OL	6-5	315	So.	SQ	Ridgeland, Miss. (Jackson Academy)
80	Christian Roberson	TE	6-5	241	RFr.	RS	Atlanta, Ga. (McEachern)
81	Justin Johnson	TE	6-3	247	Jr.	2L	Birmingham, Ala. (Hoover)
82	Farrod Green	TE	6-3	246	So.	1L	Wesson, Miss. (Wesson Attendance Center)
83	Jordan Thomas	TE	6-5	280	Sr.	1L	Sumrall, Miss. (East Central CC)
84	Dontea Jones	TE	6-4	222	RFr.	RS	McCool, Miss. (Jireh (N.C.) Prep)
85	Austin Williams	WR	6-3	205	Fr.	HS	Ocean Springs, Miss. (Ocean Springs)
86	Jesse Jackson	WR	6-2	210	Jr.	2L	Petal, Miss. (Petal)
87	Osirus Mitchell	WR	6-4	207	RFr.	RS	Sarasota, Fla. (Booker)
88	Aaron Hamaker	TE	6-4	280	Jr.	SQ	Little Rock, Ark. (Catholic)
89	Powers Warren	TE	6-3	235	Fr.	HS	Minnetonka, Minn. (Minnetonka Senior)
90	Grant Harris	DL	6-3	285	Jr.	SQ	Bolton, Miss. (Clinton)
91	James Jackson	DL	6-3	335	Fr.	HS	Pascagoula, Miss. (Pascagoula)
92	Kendell Jones	DL	6-4	281	So.	SQ	Pinson, Ala. (Clay-Chalkville)
93	Chauncey Rivers	DL	6-3	285	Jr.	JC	Stone Mountain, Ga. (East Mississippi CC)
94	Jeffery Simmons	DL	6-4	301	So.	1L	Macon, Miss. (Noxubee County)
95	Braxton Hoyett	DL	6-3	304	Jr.	1L	Pelham, Ala. (Pelham)
96	Tre Brown	DL	6-4	305	Jr.	RS	Ackerman, Miss. (Copiah-Lincoln CC)
97	Lee Autry	DL	6-2	312	Jr.	JC	Albemarle, N.C. (Itawamba CC)

## PRONUNCIATION GUIDE

3	Traver Jung	TREV-er
4	Gerri Green	GAIR-ee
9	Malik Dear	muh-LEEK
10	Keytaon Thompson	KEY-tahn
18	Deddrick Thomas	rhymes with dead
22	Aeris Williams	AIR-us
27	Kody Schexnayder	SHEX-nye-dur
28	Jaquarius Landrews	JUH-quair-ree-us
47	Jace Christmann	Christ-man
55	Martinas Rankin	Mahr-TEE-nuhs
58	Greg Eiland	rhymes with island
74	Elgton Jenkins	EL-tuhn (silent g)
78	Tyre Phillips	TYE-ree
80	Christian Roberson	ROH-ber-suhn
82	Farrod Green	FUH-rahd
87	Osirus Mitchell	O-sye-rus
88	Aaron Hamaker	HAM-uh-kuhr



Mark McLaurin



No.	Name	Pos.	Ht.	Wt.	Cl.	Exp.	Hometown (Previous School)
38	Johnathan Abram	DB	6-0	210	Jr.	JC	Columbia, Miss. (Jones County JC)
43	Fletcher Adams	DL	6-2	270	So.	1L	Brandon, Miss. (Brandon)
97	Lee Autry	DL	6-2	312	Jr.	JC	Albemarle, N.C. (Itawamba CC)
66	Joel Baldwin	SN	6-3	215	Jr.	SQ	Tupelo, Miss. (Tupelo)
53	Hunter Bradley	SN	6-3	240	Sr.	2L	Collierville, Tenn. (Collierville)
96	Tre Brown	DL	6-4	305	Jr.	RS	Ackerman, Miss. (Copiah-Lincoln CC)
1	Brandon Bryant	DB	6-0	215	Jr.	2L	Tunica, Miss. (Rosa Fort)
61	Deion Calhoun	OL	6-3	315	Jr.	2L	Pleasant Grove, Ala. (Restoration Academy)
70	Tommy Champion	OL	6-5	319	Jr.	JC	Jackson, Miss. (Copiah-Lincoln CC)
16	Korey Charles	DB	5-10	179	RFr.	RS	Miami, Fla. (North Florida Christian)
47	Jace Christmann	K	6-0	195	RFr.	RS	Houston, Texas (Memorial)
7	Tolando Cleveland	DB	6-0	194	Sr.	3L	Powder Springs, Ga. (Hillgrove)
72	Ronald Cochran	OL	6-4	316	Jr.	SQ	Olive Branch, Miss. (Olive Branch)
32	Brian Cole	DB	6-2	210	Jr.	JC	Saginaw, Mich. (East. Mississippi CC)
43	Logan Cooke	P/K	6-5	230	Sr.	3L	Darbus, Miss. (Columbia Academy)
17	Jamal Couch	WR	6-4	227	So.	1L	Phenix City, Ala. (Central)
13	Cameron Dantzler	DB	6-2	175	RFr.	RS	Hammond, La. (St. Thomas Aquinas)
42	Tucker Day	K/P	6-0	206	Fr.	HS	Brentwood, Tenn. (Brentwood)
9	Malik Dear	WR	5-9	224	Jr.	2L	Jackson, Miss. (Murrah)
58	Tyler Dunning	LB	6-1	255	Fr.	HS	Fort Lauderdale, Fla. (St. Thomas Aquinas)
25	Lashard Durr	DB	5-11	195	Sr.	1L	Gulfport, Miss. (Copiah-Lincoln CC)
58	Greg Eiland	OL	6-8	330	RFr.	RS	Philadelphia, Miss. (Philadelphia)
7	Nick Fitzgerald	QB	6-5	230	Jr.	2L	Richmond Hill, Ga. (Richmond Hill)
6	Willie Gay Jr.	LB	6-2	230	Fr.	HS	Starkville, Miss. (Starkville)
21	Nick Gibson	RB	5-11	211	So.	1L	Birmingham, Ala. (Pinson Valley)
6	Donald Gray	WR	5-10	200	Sr.	2L	Memphis, Tenn. (Copiah-Lincoln CC)
12	J.T. Gray	DB	6-0	202	Sr.	3L	Clarksdale, Miss. (Clarksdale)
82	Farrod Green	TE	6-3	246	So.	1L	Wesson, Miss. (Wesson Attendance Center)
4	Gerri Green	LB	6-4	250	Jr.	2L	Greenville, Miss. (Greenville Weston)
35	Landon Guidry	DB	6-0	189	Fr.	HS	Spring Hill, Tenn. (Independence)
88	Aaron Hamaker	TE	6-4	280	Jr.	SQ	Little Rock, Ark. (Catholic)
11	Dez Harris	LB	6-4	243	Sr.	3L	Bessemer, Ala. (McAdory)
90	Grant Harris	DL	6-3	285	Jr.	SQ	Bolton, Miss. (Clinton)
8	Kylin Hill	RB	5-11	212	Fr.	HS	Columbus, Miss. (Columbus)
14	Mitch Hood	ATH	6-3	205	Jr.	JC	Sonoma, Calif. (Santa Rosa [Calif.] JC)
95	Braxton Hoyett	DL	6-3	304	Jr.	1L	Pelham, Ala. (Pelham)
91	James Jackson	DL	6-3	335	Fr.	HS	Pascagoula, Miss. (Pascagoula)
86	Jesse Jackson	WR	6-2	210	Jr.	2L	Petal, Miss. (Petal)
74	Elgton Jenkins	OL	6-4	313	Jr.	2L	Clarksdale, Miss. (Clarksdale)
81	Justin Johnson	TE	6-3	247	Jr.	2L	Birmingham, Ala. (Hoover)
84	Dontea Jones	TE	6-4	222	RFr.	RS	McCool, Miss. (Jireh (N.C.) Prep)
92	Kendell Jones	DL	6-4	281	So.	SQ	Pinson, Ala. (Clay-Chalkville)
52	Kobe Jones	DL	6-4	275	RFr.	RS	Starkville, Miss. (Starkville)
3	Traver Jung	LB	6-4	226	Sr.	1L	Greenville, Miss. (Holmes CC)
9	Rip Kirk	ATH	6-3	252	Jr.	JC	Batesville, Miss. (Itawamba CC)
28	Jaquarius Landrews	DB	6-0	195	Jr.	JC	Summit, Miss. (Copiah-Lincoln CC)
26	Jordan Lawless	ATH	6-0	173	So.	JC	Lindale, Texas (Tyler [Texas] JC)
28	Dontavian Lee	RB	6-1	235	Jr.	2L	Hattiesburg, Miss. (Forrest County Agricultural)
10	Leo Lewis	LB	6-2	235	So.	1L	Brookhaven, Miss. (Brookhaven)
41	Mark McLaurin	DB	6-2	215	Jr.	2L	Collins, Miss. (Collins)
30	Dan Mills	K	6-0	175	Fr.	HS	Canton, Ohio (Central Catholic)
87	Osirus Mitchell	WR	6-4	207	RFr.	RS	Sarasota, Fla. (Booker)
23	Keith Mixon	WR	5-8	187	So.	1L	Birmingham, Ala. (Shades Valley)
75	Harrison Moon	OL	6-5	290	So.	1L	Chattanooga, Tenn. (Signal Mountain)
29	C.J. Morgan	DB	6-0	202	RFr.	RS	Bossier City, La. (Parkway)
26	Alec Murphy	RB	6-0	230	So.	SQ	Nixa, Mo. (Nixa)



No.	Name	Pos.	Ht.	Wt.	Cl.	Exp.	Hometown (Previous School)
5	Gabe Myles	WR	6-0	195	Sr.	3L	Starkville, Miss. (Starkville)
46	Aaron Odom	DL	6-2	265	Fr.	HS	Jackson, Miss. (Callaway)
56	Dareuan Parker	OL	6-4	320	RFr.	RS	Olive Branch, Miss. (DeSoto Central)
2	Jamal Peters	DB	6-2	218	Jr.	2L	Bassfield, Miss. (Bassfield)
45	Josiah Phillips	LB	6-4	241	Jr.	SQ	Starkville, Miss. (Home School)
78	Tyre Phillips	OL	6-5	335	Jr.	JC	Grenada, Miss. (East Mississippi CC)
55	Martinas Rankin	OL	6-5	315	Sr.	1L	Mendenhall, Miss. (Miss. Gulf Coast CC)
24	Chris Rayford	DB	6-0	202	Jr.	2L	Byhalia, Miss. (Byhalia)
51	Stewart Reese	OL	6-5	333	RFr.	RS	Fort Pierce, Fla. (Fort Pierce Central)
93	Chauncey Rivers	DL	6-3	285	Jr.	JC	Stone Mountain, Ga. (East Mississippi CC)
80	Christian Roberson	TE	6-5	241	RFr.	RS	Atlanta, Ga. (McEachern)
27	Kody Schexnayder	P	5-10	203	So.	1L	River Ridge, La. (John Curtis)
94	Jeffery Simmons	DL	6-4	301	So.	1L	Macon, Miss. (Noxubee County)
31	Maurice Smitherman	DB	5-10	191	So.	1L	Adamsville, Ala. (Minor)
42	Marquiss Spencer	LB	6-4	275	So.	1L	Greenwood, Miss. (Greenwood)
67	Michael Story	OL	6-4	305	So.	1L	Ripley, Miss. (Ripley)
63	Cordavien Suggs	OL	6-6	300	Fr.	HS	Jackson, Miss. (Fletcher)
9	Montez Sweat	LB	6-6	240	Jr.	JC	Stone Mountain, Ga. (Copiah-Lincoln CC)
34	Cory Thomas	DL	6-5	303	Jr.	2L	Bessemer, Ala. (McAdory)
18	Dedrick Thomas	WR	5-9	187	So.	1L	Memphis, Tenn. (Memphis Central)
83	Jordan Thomas	TE	6-5	280	Sr.	1L	Sumrall, Miss. (East Central CC)
40	Erroll Thompson	LB	6-1	250	RFr.	RS	Florence, Ala. (Florence)
10	Keytaon Thompson	QB	6-4	222	Fr.	HS	New Orleans, La. (Landry-Walker)
20	Reggie Todd	WR	6-4	204	RFr.	RS	Mobile, Ala. (Blount)
37	Brad Wall	K	5-8	170	So.	1L	Ocean Springs, Miss. (Ocean Springs)
89	Powers Warren	TE	6-3	235	Fr.	HS	Minnetonka, Minn. (Minnetonka Senior)
50	Tim Washington	LB	6-3	225	So.	1L	Yazoo City, Miss. (Yazoo City)
22	Aeris Williams	RB	6-1	217	Jr.	2L	West Point, Miss. (West Point)
85	Austin Williams	WR	6-3	205	Fr.	HS	Ocean Springs, Miss. (Ocean Springs)
73	Darryl Williams	OL	6-2	305	So.	SQ	Bessemer, Ala. (Bessemer City)
33	Tyler Williams	DB	6-2	180	Fr.	HS	Oxford, Miss. (Lafayette)
79	Evans Wilkerson	OL	6-5	315	So.	SQ	Ridgeland, Miss. (Jackson Academy)

## PRONUNCIATION GUIDE

3	Traver Jung	TREV-er
4	Gerri Green	GAIR-ee
9	Malik Dear	muh-LEEK
10	Keytaon Thompson	KEY-tahn
18	Dedrick Thomas	rhymes with dead
22	Aeris Williams	AIR-us
27	Kody Schexnayder	SHEX-nye-dur
28	Jaquarius Landrews	JUH-quair-ree-us
47	Jace Christmann	Christ-man
55	Martinas Rankin	Mahr-TEE-nuhs
58	Greg Eiland	rhymes with island
74	Elgton Jenkins	EL-tuhn (silent g)
78	Tyre Phillips	TYE-ree
80	Christian Roberson	ROH-ber-suhn
82	Farrod Green	FUH-rahd
87	Osirus Mitchell	O-sye-rus
88	Aaron Hamaker	HAM-uh-kuhr



Farrod Green





Nick Fitzgerald

## QUARTERBACKS

**LETTERMEN RETURNING (1):** Nick Fitzgerald (Jr.)

**KEY NEWCOMER (1):** Keytaon Thompson (Fr.)

**STARTERS RETURNING (1):** Nick Fitzgerald (Jr.)

**STARTERS LOST (0)**

- The 2016 SEC leader in total offensive yards returns in Jr. **Nick Fitzgerald** (6-5, 230) ... All Fitzgerald did in his first year as a starter was shatter nine school records - four single-season and five single-game ... He also broke SEC single-season records for 100-yard rushing games by a QB (8) and average yards per rush by a QB (7.1)

- **Fitzgerald** has produced more 300-yard passing/100-yard rushing games (3) than any player in school history ... He completed 196-of-361 passes for 2,423 yards last season through the air ... His 1,375 yards rushing was third in SEC single-season annals by a QB behind only Johnny Manziel and Cam Newton

- Dual-threat true freshman **Keytaon Thompson** (6-4, 222), who enrolled in January, is likely to be Fitzgerald's backup ... Thompson was the 2016 Louisiana Gatorade Player of the Year after leading Landry-Walker High School to the Class 5A state championship in December ... The New Orleans native accumulated 10,737 yards of total offense and accounted for 149 touchdowns during his prep career.



Aeris Williams

## RUNNING BACKS

**LETTERMEN RETURNING (4):** Nick Gibson (So.), Dontavian Lee (Jr.), Alec Murphy (So.), Aeris Williams (Jr.)

**LETTERMEN LOST (2):** Brandon Holloway, Ashton Shumpert

**STARTERS RETURNING (1):** Aeris Williams (Jr.)

**STARTERS LOST (1):** Brandon Holloway

- Jr. **Aeris Williams** (6-1, 217) changed the complexion of MSU's rushing attack late in 2016 ... Williams averaged 102.8 yards per game in the last five contests of the year, including a career-best 191 yards on 25

carries in the Egg Bowl ... The "A-Train" finished the year with 720 yards rushing and averaged 5.3 yards per carry

- So. **Nick Gibson** (5-11, 211) and Jr. **Dontavian Lee** (6-1, 235) bolster the Bulldogs' depth at the position

- MSU signed the nation's No. 6 ranked high school running back in **Kylin Hill** (5-11, 210) of Columbus, Miss. ... Hill, who enrolled as a true freshman in June, is the highest ranked Bulldog running back signee since five-star Jerious Norwood in 2002



Donald Gray

## WIDE RECEIVERS

**LETTERMEN RETURNING (7):** Jamal Couch (So.), Malik Dear (Jr.), Donald Gray (Sr.), Jesse Jackson (Jr.), Keith Mixon (So.), Gabe Myles (Sr.), Dedrick Thomas (So.)

**LETTERMEN LOST (1):** Fred Ross

**KEY 2016 REDSHIRTS (2):** Osirus Mitchell (RFr.), Reggie Todd (RFr.)

**STARTERS RETURNING (2):** Donald Gray (Sr.)

**STARTERS LOST (1):** Fred Ross

- MSU will have to replace one of the most decorated receivers in school history in two-time All-SEC Fred Ross, who finished his eligibility

- Sr. **Donald Gray** (5-10, 204) will lead the receiving corps ... Gray was second on the squad last season with 41 catches for 709 yards and five touchdowns ... He showed his explosive play ability by leading the SEC in 70+yard catches with two

- Speedsters So. **Keith Mixon** (5-8, 184) and So. **Dedrick Thomas** (5-9, 185) return ... Mixon had a solid debut with 19 catches for 228 yards and two touchdowns

- MSU will gain some height as So. **Jamal Couch** (6-4, 230), RS Fr. **Reggie Todd** (6-4, 204) and RS Fr. **Osirus Mitchell** (6-4, 210) are poised for big years ... Couch played as a true freshman and bulked up

- Jr. **Malik Dear** (5-9, 224), who started nine games last year, suffered a torn ACL during spring practice in March and his status is uncertain



Farrod Green



## TIGHT ENDS

**LETTERMEN RETURNING (3):** Farrod Green (So.), Justin Johnson (Jr.), Jordan Thomas (Sr.)

**LETTERMEN LOST (0)**

**KEY 2016 REDSHIRTS (2):** Dontea Jones (RFr.), Christian Roberson (RFr.)

**STARTERS RETURNING (1):** Farrod Green (So.)

**STARTERS LOST (0)**

- MSU is loaded with depth at tight end, returning all three who saw significant action at the position a year ago while welcoming two players who redshirted in the fall
- So. **Farrod Green** (6-3, 239) was the primary starter in 2016 and will be a leader on offense in 2017 ... Green caught 11 passes for 121 yards and one score but proved to be a punishing blocker
- Jr. **Justin Johnson** (6-3, 243) is a solid pass catching threat, while Sr. **Jordan Thomas** (6-5, 284) is an imposing target who is in his second year with the program



Martinas Rankin

## OFFENSIVE LINE

**LETTERMEN RETURNING (5):** Deion Calhoun (Jr.), Ronald Cochran (Jr.), Elgton Jenkins (So.), Harrison Moon (So.), Martin Rankin (Sr.), Michael Story (So.), Darryl Williams (So.)

**LETTERMEN LOST (3):** Jamaal Clayborn, Devon Desper, Justin Senior

**KEY 2016 REDSHIRTS (3):** Greg Eiland (RFr.), Dareuan Parker (RFr.), Stewart Reese (RFr.)

**STARTERS RETURNING (3):** Deion Calhoun (Jr.), Elgton Jenkins (Jr.), Martin Rankin (Sr.)

**STARTERS LOST (3):** Jamaal Clayborn, Devon Desper, Justin Senior

- MSU will have to replace three starters, including its starting center of the last two years in Jamaal Clayborn
- Sr. **Martinas Rankin** (6-5, 305) is projected as one of the top offensive line prospects in the 2018 NFL Draft ... Rankin enters his second year as a starter, seeing most of his action at tackle ... He played center the entire spring
- Due to injuries in 2016, MSU will still welcome back plenty of experience despite losing three starters ... **Deion Calhoun** (6-3, 315) and **Elgton Jenkins** (6-4, 308) join Rankin as the most veteran players ... Jenkins played both guard and tackle last season, while Calhoun was a primary option at guard ... So. **Harrison Moon** (6-5, 290) could also be in the mix at center
- Redshirt freshman **Stewart Reese** (6-5, 333) is a big presence and will be in the rotation this season ... He had an outstanding spring



Leo Lewis

## LINEBACKERS

**LETTERMEN RETURNING (6):** Gerri Green (Jr.), Dez Harris (Sr.), Traver Jung (Sr.), Leo Lewis (So.), Josiah Phillips (Jr.), Tim Washington (So.)

**LETTERMEN LOST (3):** Richie Brown, Kelan Chairs, DeAndre Ward

**KEY 2016 REDSHIRTS (1):** Erroll Thompson (RFr.)

**STARTERS RETURNING (2):** J.T. Gray (Sr.), Leo Lewis (So.)

**STARTERS LOST (1):** Richie Brown

- MSU will have to replace Richie Brown in the middle, but linebacker will be a strength for the Bulldogs in 2017 under new defensive coordinator and linebacker coach **Todd Grantham**
- Athleticism will be aplenty starting with So. **Leo Lewis** (6-2, 235) ... All **Lewis** did in his first season was lead all SEC freshmen in tackles with 79 - 30 better than the next closest freshman ... For his efforts, he became the first Bulldog to earn FWAA Freshman All-America honors
- Sr. **Dez Harris** (6-4, 243) will provide leadership and Jr. **Gerri Green** (6-4, 245) and Sr. **Traver Jung** (6-4, 229) are poised for breakout seasons
- Look for RFr. **Erroll Thompson** (6-1, 250) to make an impact in his first season and high school All-American **Willie Gay** arrived in June



Jeffery Simmons

## DEFENSIVE LINE

**LETTERMEN RETURNING (8):** Fletcher Adams (So.), Tre Brown (Jr.), Grant Harris (Jr.), Braxton Hoyett (Jr.), Kendell Jones (So.), Jeffery Simmons (So.), Marquiss Spencer (So.), Cory Thomas (Jr.)

**LETTERMEN LOST (6):** Nelson Adams, Johnathan Calvin, Will Coleman, Torrey Dale, Nick James, A.J. Jefferson

**NEWCOMERS THIS SPRING (5):** Lee Autry (Jr.), James Jackson (Fr.), Deion Pope (Jr.), Chauncey Rivers (Jr.), Montez Sweat (Jr.)

**STARTERS RETURNING (0)** (who started majority of games)

**STARTERS LOST (3):** Nelson Adams, Johnathan Calvin, A.J. Jefferson



- Despite the loss of several veterans, MSU's defensive line group will be primed for a big year with solid, young talent and leadership
- So. **Jeffery Simmons** (6-4, 307) will be the glue in the middle ... Simmons led all SEC freshmen in forced fumbles (2) and was tops among SEC freshmen defensive linemen in tackles (40) in 2016
- Athletic edge rushers will be aplenty for MSU: Returners So. **Marquiss Spencer** (6-4, 271), So. **Fletcher Adams** (6-2, 270) as well as junior college transfer **Montez Sweat** (6-6, 241) are expected to compete for a starting role ... Sweat comes from Copiah-Lincoln CC and played on the defensive line as a freshman at Michigan State



Brandon Bryant

## DEFENSIVE BACKS/SECONDARY

**LETTERMEN RETURNING (9):** Brandon Bryant (Jr.), Tolando Cleveland (Sr.), Lashard Durr (Sr.), J.T. Gray (Sr.), Mark McLaurin (Jr.), Jamal Peters (Jr.), Chris Rayford (Jr.), Maurice Smitherman (So.)

**LETTERMEN LOST (3):** Kivon Coman, Jamoral Graham, Cedric Jiles

**KEY 2016 REDSHIRTS (3):** Korey Charles (RFr.), Cameron Dantzler (RFr.), C.J. Morgan (RFr.)

**NEWCOMERS (4):** Johnathan Abram (Jr.), Brian Cole (Jr.), Jaquarias Landrews (Jr.), Tyler Williams (Fr.)

**STARTERS RETURNING (4):** Brandon Bryant (Jr.), Tolando Cleveland (Sr.), Lashard Durr (Sr.), Mark McLaurin (Jr.)

**STARTERS LOST (2):** Kivon Coman, Cedric Jiles

- MSU's much improved secondary will feature a lot of depth and athleticism led by starting safeties Jr. **Brandon Bryant** (6-0, 213) and Jr. **Mark McLaurin** (6-2, 215) ... The two have combined to start 20 career games
- The Bulldogs welcome the return of Sr. **Tolando Cleveland** (6-0, 194) at cornerback ... Cleveland tore his ACL during fall 2016 camp ... Sr. **Lashard Durr** (5-11, 195) enters his second year with the program and will see time at the other corner
- The Bulldogs are loaded with talented newcomers in the secondary ... RS Fr. **Cameron Dantzler** (6-2, 174) has tremendous length and is expected to make an impact ... Junior college transfers **Johnathan Abram** (6-0, 214) and **Brian Cole** (6-2, 203) have Division I experience and could play right away ... Abram played at Georgia, while Cole was at Michigan
- Sr. **J.T. Gray** (6-0, 202) moves back to his more natural position of safety and will play a hybrid safety/linebacker role with his physicality



Logan Cooke

## SPECIALISTS

**LETTERMEN RETURNING (3):** Hunter Bradley (Sr.), Logan Cooke (Sr.), Kody Schexnayder (So.)

**LETTERMEN LOST (1):** Westin Graves

- Sr. **Logan Cooke** (6-5, 228) is MSU's starting punter for the third straight year ... Cooke has averaged 41.1 yards per punt during his career
- Several walk-ons will be in the mix for the Bulldogs' place kicking role
- U.S. Army All-American **Tucker Day** could also play right away







## JOHNATHAN ABRAM

**DEFENSIVE BACK**

**6-0 • 210 • Jr. • JC**

**Columbia, Miss.  
(Jones County JC)**

**38**

### CAREER

Veteran safety who enters his first year with the program but has SEC experience ... A top junior college prospect in 2016 at Jones County and played as a freshman at Georgia in 2015 ... Enrolled at MSU in January 2017 and went through spring practice ... Expected to be in the rotation at safety this fall.

### 2016 JUNIOR COLLEGE

No. 1 junior college safety in America and a consensus four-star prospect ... Among all JUCO prospects ranked No. 10 overall by 247Sports and No. 25 overall by Scout.com ... Spent one season at Jones County and made 23 tackles, including 2.5 for loss to go along with one pass breakup and one forced fumble ... Also saw some action at quarterback in "Wildcat" formations.

### 2015 AT GEORGIA

Appeared in 10 games and made four starts at Georgia ... Collected 25 tackles and 1.5 tackles for loss ... Had five tackles vs. No. 11 Florida ... Collected four tackles at Tennessee ... Made his first college start against South Carolina, finishing with four tackles ... Originally enrolled at Georgia in January 2015.

### HIGH SCHOOL

Prepped at East Marion, coached by Kevin Jackson ... 2014 MAC Defensive Player of the Year ... A three-star prospect by ESPN.com, Scout.com and 247Sports and No. 14 overall prospect in the state of Mississippi ... Returned an interception for a touchdown in the Mississippi-Alabama All-Star game ... Led East Marion to a 10-5 record and a berth in the 2014 2A Mississippi state semifinal game ... Played quarterback in addition to safety for East Marion ... Finished his junior season with 88 total tackles, five interceptions, two forced fumbles and one fumble recovery as well as 1,288 rushing yards, 19 rushing yards, 1,737 passing yards and 21 passing touchdowns ... Two-sport athlete who was a three-time varsity player for the baseball team. in the South Mississippi state championship in 2014 ... Was part of a squad that went 12-2 overall and 7-0 in district as a senior ... Racked up 136 total tackles with 23 tackles for loss and eight sacks as a senior in 2014 ... Made 111 total tackles, 17 tackles for loss and eight sacks with one interception as a junior in 2013 ... Coached by Brad Peterson ... Committed to Mississippi State in September 2014.

### PERSONAL

Born Johnathan Jauquez Abram on Oct. 25, 1996 ... Majoring in kinesiology.



## FLETCHER ADAMS

**DEFENSIVE LINE**

**6-2 • 270 • So. • 1L**

**Brandon, Miss.  
(Brandon)**

**43**

### CAREER

Promising young defensive lineman who will be counted on at defensive end in 2017 ... Saw his first career action in 2016 after redshirting in 2015 ... Played in 11 career games with 16 tackles.

### 2016 REDSHIRT FRESHMAN SEASON

Played in 11 games with no starts ... Collected 16 tackles, including 0.5 tackles for loss on the year ... Made his collegiate debut against South Alabama (9/3) and had one tackle ... Made at least one tackle in all 11 games he played ... Season-high in tackles came against Samford (10/29), in which he made five and had his first career tackle for loss ... Tallied two tackles in Egg Bowl victory (11/26) ... Played well in the St. Petersburg Bowl, making three tackles including two of the solo variety.

### 2015 TRUE FRESHMAN SEASON

Redshirted during initial year with the program.

### HIGH SCHOOL

A consensus blue-chip four-star defensive lineman ranked one of the top 200 overall players in the nation ... Rated one of the top 30 defensive linemen in the country and the No. 5 prospect in the state by 247Sports and ESPN.com ... The top pass rusher in Mississippi ... Tabbed the No. 4 player in the state by Rivals.com and Scout.com ... Member of the Clarion-Ledger's Dandy Dozen ... Helped lead the Brandon Bulldogs to a Region 3-6A title and an appearance in the South Mississippi state championship in 2014 ... Was part of a squad that went 12-2 overall and 7-0 in district as a senior ... Racked up 136 total tackles with 23 tackles for loss and eight sacks as a senior in 2014 ... Made 111 total tackles, 17 tackles for loss and eight sacks with one interception as a junior in 2013 ... Coached by Brad Peterson ... Committed to Mississippi State in September 2014.

### PERSONAL

Born Fletcher Cornell Adams on Jan. 23, 1996, in Brandon, Miss ... Son of Lonnie and Darlene Adams ... Has two brothers, Tyler, who played basketball at Georgetown, and Nelson, a former teammate at MSU ... Nelson played 2013-16 at defensive tackle and signed a free agent contract with the Pittsburgh Steelers in May 2017 ... Majoring in human sciences.

### ADAMS' CAREER HIGHS

Tackles: 5, vs. Samford (10-29-16)

Tackles for loss: 0.5, vs. Samford (10-29-16)

### ADAMS' CAREER STATS

YEAR	G/GS	TT	UA	A	TFL-YDS	SCK-YDS	FF/FR	PBU	INT-YDS
2016	11/0	16	12	4	0.5-2	0.0-0	0/0	0	0-0
<b>TOTAL</b>	<b>11/0</b>	<b>16</b>	<b>12</b>	<b>4</b>	<b>0.5-2</b>	<b>0.0-0</b>	<b>0/0</b>	<b>0</b>	<b>0-0</b>



**LEE  
AUTRY**  
DEFENSIVE LINE  
6-2 • 312 • Jr. • JC  
Albemarle, N.C.  
(Itawamba CC)

**97**

### CAREER

Standout junior college defensive line prospect who arrived at MSU in January 2017 ... Went through spring practice and summer workouts ... Continues the family pipeline to Starkville established by his brother, Denico.

### JUNIOR COLLEGE

A powerful defensive lineman and a four-star prospect according to ESPN.com ... The second-best junior college defensive tackle in the nation according to ESPN.com and No. 3 at his position by 247Sports ... The 21st overall player out of the JUCO ranks according to ESPN.com ... A member of ESPN's JC50 ... Considered the No. 90 overall JUCO prospect according to Scout.com ... Received three stars by 247Sports and Scout.com ... Totaled 47 tackles in his two seasons at Itawamba, picking up 12.5 behind the line of scrimmage ... Also amassed five sacks.

### HIGH SCHOOL

A three-star prospect out of Albemarle High School ... Ranked as the 33rd-best defensive tackle in the nation out of high school and the 20th-best in North Carolina.

### PERSONAL

Born Lee Thomas Autry III on July 29, 1996, in Albemarle, N.C. ... Brother is current Oakland Raider and former MSU defensive lineman Denico Autry (2012-13) ... Parents are Lasonya and Lee Autry ... Majoring in kinesiology ... Twitter handle is @leeautry53.



**JOEL  
BALDWIN**  
SNAPPER  
6-3 • 215 • Jr. • SQ  
Tupelo, Miss.  
(Tupelo)

**66**

### CAREER

Walk on snapper from Tupelo who enters his third season.

### 2016 SOPHOMORE SEASON

Did not appear in any contests.

### 2015 FRESHMAN SEASON

Made his first career appearance in the Bulldogs' 62-13 victory against Northwestern State on Sept. 19.

### HIGH SCHOOL

Was named 6A all-state first team during his junior and senior seasons ... Lettered in his final three seasons of high school ... Tupelo to a North Half championship title and one state championship game appearance.

### PERSONAL

Born Joel Baldwin on Feb. 11, 1996 ... Parents are Morgan and Renee Baldwin ... Has two siblings, Zac and Bonnie Catherine Baldwin ... Majoring in political science.



**HUNTER  
BRADLEY**  
SNAPPER  
6-3 • 240 • Sr. • 3L  
Collierville, Tenn.  
(Collierville)

**53**

### 2017 SEC FALL ACADEMIC HONOR ROLL

### CAREER

MSU's starting deep snapper with tremendous work ethic who earned a scholarship last fall ... Became the primary snapper in the second week of his junior season in 2015 and has been perfect since ... Granted a sixth year by the NCAA and will play the 2017 campaign with a degree already in hand ... Played in 28 career games and has tallied four tackles.

### 2016 SENIOR SEASON

Played in all 13 games and successfully completed every snap.

### 2015 JUNIOR SEASON

Took over the role of primary long snapper after Winston Chapman suffered a season-ending injury vs. LSU (9/12) ... After not seeing the field in the season-opener at Southern Miss (9/5), appeared in the final 12 games of the season ... Recorded a tackle in three games - at Auburn (9/26) and at Texas A&M (10/3).

### 2014 SOPHOMORE SEASON

Saw his first career action as a sophomore on special teams ... Played in three contests - Southern Miss (8/30), South Alabama (9/13) and LSU (9/20) ... Made one tackle on special teams at LSU.

### 2013 REDSHIRT FRESHMAN SEASON

Did not enter any games during first season on the active roster, but was a valuable member of the scout teams.

### 2012 TRUE FRESHMAN SEASON

Did not experience game action while redshirting during initial year on campus ... Joined the Bulldogs as a preferred walk-on in the fall ... Suffered torn ACL.

### HIGH SCHOOL

A three-year member of the Dragons for head coach Shawn Abel ... Voted the Rivals.com top tight end prospect in the state of Tennessee ... Earned a place on the Rivals.com Preseason All-Memphis Team and TNVarsity.com Preseason All-State First Team as the tight end ... In July prior to senior year, tore ACL and missed entire senior campaign ... During junior year, helped team to 7-5 overall record, including a 4-3 mark in 3A District 15 action ... Part of an offense that eclipsed the 30-point plateau in five games ... Helped Dragons to the second round of the Tennessee High School 6A state playoffs with a 16-12



victory against Dickson County in the opening round ... As a sophomore, played in nine games, making five receptions for 91 yards (18.2 yards per grab) ... Defensively during sophomore year, booked 25 tackles with 1.0 sack and one interception for nine yards ... Also forced one fumble.

## PERSONAL

Born Hunter Austin Bradley on May 21, 1994 ... Son of Pam and Mike Bradley ... Father Mike is an assistant football coach and head softball coach at Collierville ... Mike played offensive line and long snapper at Delta State University, where he was a captain in 1983 and was named to the All-Gulf South Conference and Academic All-Gulf South Conference Teams ... Earned his undergraduate degree in kinesiology in May 2017.



## TRE BROWN

**DEFENSIVE LINE**

**6-4 • 305 • Jr. • RS**

**Ackerman, Miss.**

**(Copiah-Lincoln [Miss.] CC)**

**96**

## CAREER

Redshirt junior defensive lineman who will see his first career action this fall.

## 2016 JUNIOR SEASON

Did not play in any games and earned a redshirt.

## JUNIOR COLLEGE

One of the top junior college defensive linemen in the nation ... Enrolled at MSU in January 2016 and participated in spring practices ... Tabbed three stars by 247Sports.com, Scout.com and ESPN.com ... Played defensive tackle as a sophomore for Copiah-Lincoln in 2015, accumulating 31 total tackles, six tackles for loss, two sacks and one forced fumble.

## HIGH SCHOOL

Prepped at Choctaw County High School ... Ranked one of the top 10 recruits in the state of Mississippi by Scout.com ... Registered four sacks and two blocked punts as a senior in 2013.

## PERSONAL

Born Tre Nicholas Brown on Oct. 18, 1995 in Starkville, Miss. ... Son of Sharon Olive and Oneal Brown ... Has three siblings, Courtney, Jalen and Jermaine ... Majoring in interdisciplinary studies.



## BRANDON BRYANT

**DEFENSIVE BACK**

**6-0 • 215 • Jr. • 2L**

**Tunica, Miss.**

**(Rosa Fort)**

**1**

## 2014 SEC FIRST-YEAR HONOR ROLL

## CAREER

Physically gifted, hard-hitting safety who enters his fourth year with the program after redshirting in 2014 ... Had a strong spring under new safeties coach Ron English ... Been clocked at a team-high 4.24 seconds in the 40-yard dash ... Two-year starter with 18 starts and 26 games played in ... Forced five turnovers – four interceptions and one fumble -- during his career with one touchdown ... Totaled 125 tackles in two seasons ... Made the switch from No. 20 to No. 1 in the spring of 2016.

## 2016 SOPHOMORE SEASON

Started 10 games at safety and played in all 13 games ... Did not start against Alabama, Texas A&M and Arkansas ... Ranked fourth on the team in tackles with 62 – 35 of the solo variety ... Also had one tackle for loss and one interception ... Season-high in tackles was nine, achieving that against UMass (9/24) and Auburn (10/8) in back-to-back weeks ... Snagged his first interception of the season against Samford (10/29) and returned it 19 yards in the second quarter ... Collected five tackles and a tackle for loss in Egg Bowl win at Ole Miss (11/26).

## 2015 REDSHIRT FRESHMAN SEASON

Made an immediate impact at safety, playing in all 13 games and starting the final eight games of the year ... Finished third among all SEC freshmen and first among SEC freshmen defensive backs with 63 tackles ... Led the squad and all SEC freshmen in interceptions with three and was one of only two SEC freshmen to return a pick for a touchdown ... Added two tackles for loss, 1.5 sacks, a forced fumble and six pass deflections ... Made his MSU debut in the season-opening victory at Southern Miss (8/30), tallying one tackle and a pass breakup ... Totaled five tackles, half a sack and a pass breakup in the win at No. 25 Auburn (10/11) ... Made his first career start in the Troy victory (10/10), forcing a fumble which led to a defensive touchdown and finishing with four tackles and a 13-yard sack ... Returned his first career interception 73 yards for a touchdown against Louisiana Tech (10/17), while also recovering a blocked punt and tallying six tackles ... Hauled in his second career interception and made four tackles against No. 2 Alabama (11/14) ... Named Tim Tebow's "Freak of the Week" on SEC Nation prior to the Alabama contest ... Delivered a career-high 10 tackles – eight solo -- in the Egg Bowl against No. 18 Ole Miss (11/29) ... Halted an NC State drive in the first quarter of the Belk Bowl (12/30) with an acrobatic interception of Jacoby Brissett that he tipped to himself ... INT led to a touchdown three plays later.

## 2014 TRUE FRESHMAN SEASON

Redshirted during his first year on campus ... Earned SEC Honor Roll accolades as a true freshman.

## HIGH SCHOOL

A Mississippi High School Football Coaches Association First-Team Offense Class 4A selection as an athlete ... Made one of the biggest jumps on the Rivals.com board, going from an unranked safety to the No. 36 prospect during the 2013 campaign ... Rated as the No. 18 prospect in the state according to ESPN.com ... Named to the 2013 247Sports All-State All-Prospect Second-Team Defense as a defensive back ... A three-star recruit according to ESPN.

com, Rivals.com, Scout.com and 247Sports ... As a senior, helped head coach Edwin Norwood and Rosa Fort to an 11-2 overall record and a 4A Region 2 title with a 5-0 mark ... Advanced to the third round of the Mississippi High School Athletic Association 4A state playoffs ... Anchor of a defensive unit that allowed just 16.4 points per game and posted one shutout ... In 2013, went 11-of-15 passing for 257 yards with two touchdowns and five interceptions ... Added 117 carries for 896 yards and 10 touchdowns as well as 22 receptions for 339 yards and two touchdowns ... Selected as the MaxPreps Rosa Fort Offensive Player of the Year following the 2013 campaign after accounting for 1,112 all-purpose yards and 1,237 total yards ... On defense recorded 37 tackles, two interceptions (one returned for a touchdown), five pass breakups and one fumble forced ... Had one kickoff return for 91 yards and one touchdown ... Passed for 563 yards and five touchdowns and rushed for 700 yards and three scores as a junior ... Contributed 11 tackles and an interception during junior year ... In 2012 season opener versus North Panola, rushed for 143 yards on 16 carries and threw a touchdown pass ... A high school teammate of former Bulldog Benardrick McKinney.

#### BRYANT'S CAREER HIGHS

Tackles: 10, vs. Ole Miss (11-28-15)  
Tackles for Loss: 1.0, (two times), last at Ole Miss (11-26-16)  
Sacks: 1.0, vs. Troy (10-10-15)  
Interceptions: 1, (four times), last vs. Samford (10-29-16)  
Pass Breakups: 1, (several times), last vs. Samford (10-29-16)  
Forced Fumbles: 1, vs. Troy (10-10-15)

#### BRYANT'S CAREER STATS

YEAR	G/GS	TT	UT	AT	TFL-YDS	SCK-YDS	FF/FR	PBU	INT-YD
2015	13/8	63	46	17	2.0-19	1.5-17	1/0	3	3-73
2016	13/10	62	35	27	1.0-2	0-0	0/0	2	1-19
<b>TOTALS</b>	<b>26/18</b>	<b>125</b>	<b>81</b>	<b>44</b>	<b>3.0-21</b>	<b>1.5-17</b>	<b>1/0</b>	<b>5</b>	<b>4-92</b>



**DEION  
CALHOUN**  
OFFENSIVE LINE  
6-3 • 315 • Jr. • 2L  
Pleasant Grove, Ala.  
(Restoration Academy)

**61**

#### CAREER

Versatile lineman who stepped up as a sophomore and is poised for an outstanding 2017 ... Was limited during spring workouts due to an ankle injury sustained during the season but will be full strength this fall ... Can play guard or center ... Played in 22 games with 10 starts ... The first from his high school to be offered a scholarship at an FBS school.

#### 2016 SOPHOMORE SEASON

Started all nine games he played in with all starts coming at right guard ... Missed the Kentucky (10/22), Samford (10/29), Ole Miss (11/26) and Miami (12/26) games due to an ankle injury ... Played 528 snaps during the year with a season-high of 90 at UMass (9/24) ... His highest snap count during an SEC game was 80 against South Carolina (9/10), a contest the Bulldogs rushed for 290 yards in.

#### 2015 REDSHIRT FRESHMAN SEASON

Played in all 13 games for the Bulldogs during the 2015 season with one start ... Saw action in 282 snaps during the regular season ... Made his collegiate debut on the road at in-state rival Southern Mississippi (9/5), helping the Bulldogs rush for 205 yards in the 34-16 victory ... Provided time for Dak Prescott to break the MSU single-game passing yards record with 508 against Arkansas ...

Finished the year earning his first-career start at right guard in the Belk Bowl against NC State, helping the team put up 569 total yards in the 51-28 victory.

#### 2014 TRUE FRESHMAN SEASON

Redshirted during first year on campus.

#### HIGH SCHOOL

A two-way standout for Coach DeWayne Coker and the first Restoration Academy player ever to sign a Division I football scholarship ... Rated the No. 46 overall prospect in Alabama by Scout.com, and the No. 7 offensive lineman in the state ... Played all three positions on the line during his career at some point ... A first-team all-state recipient as a defensive lineman in the AISA by the Alabama Sports Writers Association ... Selected by the AISA for the East-West All-Star Game as an offensive lineman, and he was named All-Metro first-team offensive lineman by the Birmingham News ... Played a leading role in the Bulldogs' run to the AISA Class A championship game ... Also saw some duty as a short-yardage running back and scored a touchdown in that role ... As a junior, was the leading lineman on the Class A championship squad which only began playing 11-man football in 2004 ... The 2012 squad posted a 13-1 record with its only loss to the eventual AAA state champions from Tuscaloosa Academy ... His junior and senior teams posted a combined 25-3 record with consecutive Region 1 championships.

#### PERSONAL

Born Deion Lenard Calhoun on Feb. 20, 1996, in Birmingham, Ala. ... Parents are Tracie and Derrick ... Majoring in industrial technology.



**TOMMY  
CHAMPION**  
OFFENSIVE LINE  
6-5 • 319 • Jr. • JC  
Jackson, Miss.  
(Copiah-Lincoln CC)

**70**

#### CAREER

One of the top JUCO offensive lineman in the nation... Committed to Mississippi State out of Callaway High School before polishing his skills at Copiah-Lincoln Community College.

#### JUNIOR COLLEGE

The fifth-best offensive tackle in the nation out of junior college according to 247Sports ... A consensus three-star prospect ... Rated No. 96 on Scout.com's JUCO Top 100 list ... Earned first-team all-state honors in 2016 at Co-Lin.

#### HIGH SCHOOL

One of the top JUCO offensive lineman in the nation... Committed to Mississippi State out of Callaway High School before polishing his skills at Copiah-Lincoln Community College.

#### PERSONAL

Born Tommy L. Champion on March 4, 1997 ... Majoring in kinesiology.





**KOREY CHARLES**  
DEFENSIVE BACK  
5-10 • 179 • RFr. • RS  
Miami, Fla.  
(North Florida Christian)

16

## CAREER

Florida native who will see the first action of his career this year after redshirting in 2016 ... Adds depth to MSU's secondary at safety.

## 2016 TRUE FRESHMAN SEASON

Redshirted during his first year on campus.

## HIGH SCHOOL

Tabbed as a four-star athlete by ESPN.com ... Pegged as a three-star prospect by 247Sports.com, Rivals.com and Scout.com ... Ranked as the No. 68 overall prospect in the state of Florida by 247Sports.com ... Named the No. 26 running back in the 2016 class by ESPN.com ... Played running back, wide receiver and defensive back ... Named honorable mention Class 2A All-State by Southwest Florida News-Press... Helped his team to a 7-5 record in 2015 as a senior ... Led his team in rushing with 1,014 yards on 123 carries with nine scores ... Also hauled in 37 catches for 447 yards and five scores ... Surpassed the 100-yard mark in four games in 2015, while racking up over 200 yards twice ... In 2014, led the Eagles in rushing with 1,120 yards and 10 scores, surpassing the 100-yard mark six times ... Coached by Robert Craft.

## PERSONAL

Born Korey Michael Charles on Sept. 10, 1997 in West Memphis, Ark. ... Son of Velvete Charles ... Twitter handle is @KoreyCharles22.



**JACE CHRISTMANN**  
KICKER/PUNTER  
6-0 • 195 • RFr. • RS  
Houston, Texas  
(Memorial)

47

## CAREER

Walk-on kicker and punter looking to see his first career action.

## 2016 TRUE FRESHMAN SEASON

Dressed for several games in 2016 but earned a redshirt after not seeing any action.

## HIGH SCHOOL

Prepped at Memorial High School in Houston before joining the Bulldogs during August 2016 camp ... Voted District 18-6A's top punter as a senior in 2015.

## PERSONAL

Born John Christmann on June 17, 1997 ... Majoring in petroleum engineering ... Twitter handle is @JaceChristmann.



**TOLANDO CLEVELAND**  
DEFENSIVE BACK  
6-0 • 194 • Sr. • 3L  
Power Springs, Ga.  
(Hillgrove)

7

## 2016 SEC FALL ACADEMIC HONOR ROLL 2015 SEC FALL ACADEMIC HONOR ROLL 2014 SEC FALL ACADEMIC HONOR ROLL

## CAREER

MSU's most veteran cornerback who returns from injury ... Projected to be a starter at corner last season but suffered a torn ACL in his left knee during preseason camp in August 2016 and missed the entire year ... Rehabbed, saw limited contact in the spring and will be ready to go this season ... Played in 38 career games, notching 82 tackles, seven tackles for loss, 1.5 sacks ... A ball hawk with three forced fumbles, two fumble recoveries, two interceptions and 11 pass breakups in three seasons of action ... Made the switch from jersey No. 31 to No. 7 in the summer 2015 ... Started 10 games ... A three-time SEC Academic Honor Roll member.

## 2016 SENIOR SEASON

Did not play in any contests and received a medical redshirt following a torn ACL in his left knee in preseason camp.

## 2015 JUNIOR SEASON

Appeared in all 13 games on the year, making 10 starts at cornerback ... Did not start vs. Northwestern State (9/19), at Auburn (9/26) or at Texas A&M (10/3) ... Made his first-career start in the season-opener at Southern Miss (9/5) ... Tallied 42 tackles (27 solo), 4.5 tackles for loss, three quarterback hurries, one sack, one forced fumble, one quarterback hurry and one blocked kick ... Recorded a tackle in all 13 games with a multiple-tackle performance in eight games and five or more tackles in four games ... Made a season-high six solo tackles in the season opener at Southern Miss (9/5) ... Notched the first solo sack of his career vs. Troy (10/10) for a loss of five yards ... Recorded a quarterback hurry in the third quarter vs. Louisiana Tech (10/17) ... Blocked a 32-yard field goal attempt vs. Alabama (11/14) in the opening drive of the fourth quarter ... Forced a fumble in the third quarter at Arkansas (11/21) in what turned out to be an exhilarating 51-50 win.

## 2014 SOPHOMORE SEASON

Served as a backup corner, playing in all 13 games ... Tallied 29 total tackles, two tackles for loss, two interceptions and seven pass breakups ... Recorded four tackles in the season-opener vs. Southern Miss (8/30) and four more tackles one week later against UAB (9/6) ... Notched his first career interception and a career high 1.5 tackles for loss at South Alabama (9/13) ... Returned his first pick 45 yards in the fourth quarter ... Registered half a sack and four total tackles in the win at No. 8 LSU (9/20) ... Recovered a fumble against No. 2 Auburn (10/11) ... Totaled two tackles and a pair of pass breakups in the road win at Kentucky (10/25) ... Credited with a career-high five tackles in the Homecoming victory against UT Martin (11/8) ... Pulled down his second career interception against Vanderbilt (11/22).

## 2013 TRUE FRESHMAN SEASON

Experienced action in 12 of the 13 games with the lone contest missed the opener against Oklahoma State ... Finished rookie campaign with nine total tackles (0.5 for loss), seven solo ... Added one pass breakup, two forced fumbles and one fumble recovery ... Turned in three special-teams hits, two on kickoff returns and one on a punt runback ... Booked a career-high three tackles against Bowling Green (10/12) ... Made victory-sealing fumble recovery versus the Falcons, scooping up a loose ball on BGSU's lateral-filled last play of the game ... Tallied year's only hit for lost yardage against the Falcons, combining with Chris Jones to drop Jordan Hopgood for a one-yard loss in the fourth quarter ... Forced first career fumble in the home opener against Alcorn State (9/7) by jarring the ball away from John Gibbs Jr. on a rush in the fourth quarter ... Created second fumble against the Razorbacks, taking the ball from Mitchell Loewen on a kickoff return in the second quarter.

## HIGH SCHOOL

Rated a three-star prospect by ESPN, Rivals and 247Sports ... Named to the Atlanta Journal-Constitution's "Super 75" prospects list ... Helped Head Coach Phillip Ironside's Hillgrove Hawks to a 6-5 record in 2012 with a first-round loss in the state playoffs ... Credited with 81 total tackles and four interceptions as a junior ... Helped lead Hawks to a 11-1 record as a junior and advanced to the second round of the state 5A playoffs.

## PERSONAL

Born Tolando Derex Cleveland on Nov. 9, 1994, in Tuscaloosa, Ala. ... Parents are Michelle and Calvin Rogers ... Has three siblings - Isaiah, Doreen and Talanda ... Darius Slay of the Detroit Lions is his all-time favorite MSU player ... A political science major.

### CLEVELAND'S CAREER HIGHS

Tackles: 7, (twice), last vs. Troy (10-10-15)  
Tackles for loss: 1.5, (twice), last vs. Troy (10-10-15)  
Fumbles forced: 1, (three times) last at Arkansas (11-21-15)  
Fumbles recovered: 1, (twice), last vs. Auburn (10-11-14)  
Pass breakups: 2, at Kentucky (10-25-14)

### CLEVELAND'S CAREER STATS

YEAR	G/GS	TT	UT	AT	TFL-YDS	SCK-YDS	FF/FR	PBU	INT-YD
2013	12/0	11	2	9	0.5-1	0.0-0	2/1	1	0-0
2014	13/0	29	21	8	2.0-6	0.5-4	0/1	7	2-50
2015	13/10	42	27	15	4.5-22	1.0-5	1/0	3	0-0
<b>TOTALS</b>	<b>38/10</b>	<b>82</b>	<b>50</b>	<b>32</b>	<b>7.0-29</b>	<b>1.5-9</b>	<b>3/2</b>	<b>11</b>	<b>2-50</b>



## RONALD COCHRAN

### OFFENSIVE LINE

6-4 • 316 • Jr. • SQ  
Olive Branch, Miss.  
(Olive Branch)

72

## 2015 SEC FALL ACADEMIC HONOR ROLL

## CAREER

A reserve offensive lineman whose size allows him to create space and time for the offense ... Played in five career games ... Redshirted during his first year on campus.

## 2016 SOPHOMORE SEASON

Played in one game, seeing action in eight plays at top-ranked Alabama (11/12).

## 2015 REDSHIRT FRESHMAN SEASON

Appeared in four games on the offensive line ... Played in 20 snaps on the year with 14 of those coming against Northwestern State ... Made his debut against Northwestern State (9/19) ... Then saw time in three-straight games - vs. Louisiana Tech (10/17), Kentucky (10/24) and at Missouri (11/5) ... Earned a spot on the SEC Academic Honor Roll for maintaining over a 3.0 GPA.

## 2014 FRESHMAN SEASON

Redshirted during initial year with the program.

## HIGH SCHOOL

Played for head coach Scott Samsel and helped the Conquistadors to a 7-5 record and a 3-4 6A Region 1 mark during final campaign ... Selected to play for the North Team in the 2013 Bernard Blackwell All-Star Game ... Helped pave the way for the offense to tally 358 points, an average of 29.8 points a game ... Squad reached the 40-point plateau twice, including posting 71 versus Raleigh-Egypt.

## PERSONAL

Born Ronald Royce Cochran on March 22, 1996 ... Nickname is "Big Ron" ... Son of Ronald and Robin Cochran ... Favorite NFL player is Vince Wilfork ... Majoring in psychology.

## BRIAN COLE

### DEFENSIVE BACK

6-2 • 210 • Jr. • JC

Saginaw, Mich.

(East Mississippi JC)

32

## CAREER

Athletic safety/cornerback who has major conference experience after playing the 2015 season at Michigan ... Went through spring practice and summer workouts after enrolling in January 2017 ... Excellent length and physicality will help him transition to SEC football.

## JUNIOR COLLEGE

One of the top five junior college safeties in America according to 247 Sports and Scout.com ... No. 47 on Scout.com's JUCO Top 100 overall list and No. 84 on 247Sports ... Recorded 54 tackles with one sack and three forced fumbles in 2016 at East Miss. CC ... Returned one fumble for a touchdown and also blocked three kicks.

## 2015 SEASON AT MICHIGAN

Played three games at wide receiver and on special teams at the University of Michigan and caught one pass in his debut against Utah.

## HIGH SCHOOL

A four-star prospect out of Heritage High School where he was coached by Don Maloney ... Signed with Michigan and was the No. 1 player in the state of Michigan according to 247Sports and ESPN.com ... Rated the No. 1 wide receiver prospect in Michigan before making the switch to defensive back in junior college.





**LOGAN  
COOKE**  
PUNTER/KICKER  
6-5 • 230 • Sr. • 3L  
Darbun, Miss.  
(Columbia Academy)

**43**

## 2015 SEC FALL ACADEMIC HONOR ROLL

### CAREER

Veteran punter and kickoff specialist with a strong leg ... Served as the primary punter the past two seasons and battled through a knee injury last year ... Mississippi native who was thrust into action as a true freshman midway through the 2014 season and shined ever since ... Averages 41.1 yards per punt with 40 inside the 20-yard line and 22 over 50 yards ... Played in 32 career games ... Career long punt is 68 yards ... Averaged 61.7 yards per kickoff with 31 touchbacks.

### 2016 JUNIOR SEASON

Was the No. 1 punter on the team for a second consecutive year, playing in 10 games ... Totaled 44 punts for 1,760 yards (40.0 average) including nine punts of 50+ yards and 22 punts inside the 20-yard line ... In the season-opener vs. South Alabama (9/3), blasted five kickoffs for 325 yards, averaging a career-best 65.0 yards per kickoff while tallying another career-high of five total touchbacks ... Against South Carolina, four punts for 198 total yards, including a career-long 68 yard punt, marked a career-best average of 49.5 yards per punt (9/10) ... Placed a career-high five punts inside the 20-yard line in Baton Rouge (9/17) ... Missed the final three games of the regular season - returned from knee injury to help the Bulldogs to a 17-16 St. Petersburg Bowl victory over Miami (Ohio).

### 2015 SOPHOMORE SEASON

Served as the No. 1 punter on the squad ... Played in all 13 games ... Punted 44 times for an average of 42.2 yards with 16 inside the 20-yard line ... 12 of his punts were over 50 yards ... Punted two times for 93 yards (46.5 average), recording one inside the 20 and one touchback in the season-opening victory at Southern Miss (9/5) ... Finished the Troy victory (10/10) with a 48.6 yards per punt on five attempts, including a 65-yard punt ... Boomed four punts for an average of 46.5 yards against Louisiana Tech (10/17), including two inside the 20-yard line ... Averaged 44.3 yards per punt on six attempts against No. 2 Alabama (11/14), placing two inside the 20-yard line ... Punted three times for an average of 49.3 yards in the Egg Bowl against No. 18 Ole Miss (11/28) ... Named to the 2015 SEC Academic Honor Roll.

### 2014 TRUE FRESHMAN SEASON

Played in nine games and saw most of his action on kickoffs and punts ... Became the primary kickoff specialist midway through the season ... Averaged 61.7 yards per kickoff with 15 touchbacks ... Punted 10 times for an average of 41.4 yards ... Attempted only one field goal on the year ... Following a pre-game injury to Devon Bell, responded by stepping into starting role as punter and kickoff specialist against Texas A&M (10/4) ... In that contest, punted four times for 181 yards and a season-best 45.2 yards per punt, including a 51-yarder ... Also averaged a season-best 63.6 yards per kickoff with three touchbacks against the Aggies ... Averaged 63.4 yards per kickoff with three touchdowns against Auburn a week later (10/11) ... Drilled a season-best four touchbacks at Kentucky (10/25).

## HIGH SCHOOL

One of the top punters in the South, who was selected to play in the 2014 Offense-Defense All-American Bowl ... Played for coach Kenny Williams at Columbia Academy and took on wide receiver and defensive back roles in addition to punting duties ... Was an all-state punter at Columbia ... Named a 2013 Preseason Fourth-Team All-American by Chris Sailer Kicking ... Also ranked by Chris Sailer as the No. 3 punter in the country ... Rated by ESPN.com as the 13th-best kicker in the nation ... A 2013 247Sports All-State All-Prospect First-Team Defense selection ... A member of the MaxPreps 2013 Mississippi Preseason All-State Football Team ... A three-star recruit according to ESPN.com, Scout.com and 247Sports ... Selected to the 2013 All-Gridiron Second Team by the Mississippi Gridiron and was a Second-Team All-Area honoree by the Hattiesburg American following final campaign ... In 2013, booted 19-of-22 kickoffs for touchbacks (86.4 percent) ... Averaged 68 yards per kickoff ... Talled 24 punts for an average of 44.2 yards per boot ... Went 8-of-11 on extra points ... Also served as a wide receiver, hauling in 14 passes for 225 yards and two touchdowns ... Missed one game due to a foot injury ... As a junior in 2012, boomed 48 kickoffs with 41 touchbacks (85.4 percent) ... Recorded 17 kickoffs for 70 or more yards (35.4 percent) and averaged 66.4 yards a boot ... Went 36-for-39 on PATs and 2-for-6 on field goals ... Set Columbia Academy School Records for points in a season by a kicker (43) and points in a career by a kicker (96) ... Punted 20 times and averaged 37.0 yards a kick, as the focus was directional punting ... The 2012 District Special Teams MVP ... Took home the kickoff competition at Mississippi State ... During sophomore year, averaged 58 yards a kickoffs, went 20-for-23 on PATs and two-of-six on field goals ... Punted 31 times for a 35-yard average ... Served as the vice president of high school's Fellowship of Christian Athletes group.

## PERSONAL

Born Logan Edward Cooke on July 28, 1995, in Columbia, Miss. ... Parents are Len and Tracey Cooke ... Has a sister, Jordan ... Majoring in kinesiology ... Twitter handle is @LoganCooke2.

### COOKE'S CAREER HIGHS

Punts: 7, at LSU (9-17-16)  
Punting Yards: 271, at LSU (9-17-16)  
Punting Average: 49.5, vs. South Carolina (9-10-16)  
Long Punt: 68, vs. South Carolina (9-10-16)  
50+ Punts: 3, vs. Troy (10-10-15)  
Punts Inside 20: 5, at LSU (9-17-16)  
Kickoff Yards: 509, vs. Texas A&M (10-4-14)  
Kickoff Average: 65.0, vs. South Alabama (9-3-16)  
Kickoff Touchbacks: 5, vs. South Alabama (9-3-16)

### COOKE'S CAREER PUNTING STATS

YEAR	G	NO.	YARDS	LG	AVG	I20	50+
2014	9	10	414	51	41.4	2	1
2015	13	44	1856	65	42.2	16	12
2016	10	44	1760	68	40.0	22	9
<b>TOTALS</b>	<b>32</b>	<b>98</b>	<b>4030</b>	<b>68</b>	<b>41.1</b>	<b>40</b>	<b>22</b>

### COOKE'S CAREER KICKOFF STATS

YEAR	G	NO.	YARDS	AVG	TB
2014	9	54	3334	61.7	15
2015	13	4	197	49.2	2
<b>TOTALS</b>	<b>22</b>	<b>58</b>	<b>3531</b>	<b>60.9</b>	<b>17</b>



**JAMAL  
COUCH**  
WIDE RECEIVER  
6-4 • 227 • So. • 1L  
Phenix City, Ala.  
(Central)

**17**

### CAREER

Lengthy and physically impressive receiver who can stretch the field ... Bulkied up from his first training camp in the fall of 2016 to now ... Seeking the endzone for the first time at MSU ... Played in 11 contests in debut season ... The lone true freshman to see action on the offensive side of the ball in 2016.

### 2016 TRUE FRESHMAN SEASON

Made appearances in 11 games, including all eight SEC games as a true freshman ... Did not play against Samford and Miami ... Hauled in eight passes for 113 yards, averaging 14.1 yards per catch ... Recorded first catch as a Bulldog vs. South Alabama (9/3) ... Recorded career-long play vs. Auburn with a 26-yard snag (10/8) ... In return to home state, collected two catches for 21 yards at top-ranked Alabama (11/12) ... Against Arkansas, made two catches for 38 yards, including a 24-yard reception (11/19).

### HIGH SCHOOL

A four-star athlete by Scout.com ... 247Sports.com's composite ratings had him as a three-star athlete ... Listed as the No. 9 ranked player in the state of Alabama and the No. 16 athlete in the nation in by 247Sports.com ... Played wide receiver and outside linebacker for Coach Jamey DuBose at Central High School ... Helped the Red Devils to a 9-4 record before falling in the Class 7A state semifinal in 2015 ... Was originally committed to Florida State and committed to MSU in late January 2016.

### PERSONAL

Born Jamal Keyon Couch on Nov. 18, 1997 in Phenix City, Ala. ... Son of Carissa and Perry Couch ... Has two siblings, Perry Couch Jr. and Sharde Parkman.

### COUCH'S CAREER HIGHS

Receptions – 2, (twice) last vs. Arkansas (11-19-16)  
Receiving Yards – 38, vs. Arkansas (11-19-16)  
Receiving Touchdowns – n/a  
Longest Reception – 26, vs. Auburn (10-8-16)

### COUCH'S CAREER RECEIVING STATS

YEAR	G/GS	NO.	YDS	AVG.	TD	LP/OPPONENT
2016	11/0	8	113	14.1	0	26/ AUBURN
<b>TOTALS</b>	<b>11/0</b>	<b>8</b>	<b>113</b>	<b>14.1</b>	<b>0</b>	<b>26/ AUBURN</b>



**CAMERON  
DANTZLER**  
DEFENSIVE BACK  
6-2 • 175 • RFr. • RS  
Hammond, La.  
(St. Thomas Aquinas)

**13**

### CAREER

Lockdown, lengthy cornerback who is primed for a big debut season ... Injured ankle during 2016 preseason camp and redshirted ... Dominated the spring game with two interceptions, including one he returned 81 yards for a touchdown.

### 2016 TRUE FRESHMAN SEASON

Redshirted as a true freshman.

### HIGH SCHOOL

A consensus three-star athlete by 247Sports.com, ESPN.com, Rivals.com and Scout.com ... Pegged as the No. 30 overall prospect in the state of Louisiana by Rivals.com and rated as the No. 2 athlete in Louisiana by Scout.com ... Played quarterback and defensive back at St. Thomas ... Helped the Falcons to a 12-1 record and their first-ever trip to the state playoff semifinals ... Rushed for 1,901 yards and 26 touchdowns his senior season, while passing for 1,381 yards and 11 scores ... Also snagged two interceptions, returning one for a touchdown in 2015 ... Named to the Louisiana Sports Writers Association Class 2A All-State team in 2015 ... Named 2014 All-District 7-2A MVP ... Also a member of the track team, recording a school-best 23-3 1/4 in the long jump to win a 2015 state championship ... Committed to the Bulldogs in June 2015 ... Coached by John White.

### PERSONAL

Born Cameron Dantzler on Sept. 3, 1998 ... Son of Brandy Dantzler and Damien Brumfield ... Majoring in kinesiology ... Twitter handle is @Cam4mvpX.



**TUCKER  
DAY**  
KICKER/PUNTER  
6-2 • 206 • Fr. • HS  
Brentwood, Tenn.  
(Brentwood)

**42**

### HIGH SCHOOL

The nation's No. 1 ranked punter by Chris Sailer Kicking and No. 9 by 247Sports.com ... Also ranked among the best placekickers in the nation ... At a specialists camp in July 2016, nailed a 60-yard punt with 4.84-second hang time ... Was tasked with kickoffs, punts, field goals and extra point attempts at Brentwood High School ... Averaged 39.3 yards per punt during his senior season with 13 inside the 20 ... Connected on 15 field goals with a long of 50



yards and hit 48-of-51 PATs in 2016 ... Invited and played in the 2017 U.S. Army All-American Bowl, recording three punts for 111 yards and a 37.0 average for the East squad ... Became the first player in Brentwood High School history to make the U.S. Army All-American squad ... Made a 35-yard field goal as time expired in the quarterfinal round of the Class 5A state playoffs to advance ... Helped Brentwood to the semifinal round ... 2016 Tennessee 5A Punter of the Year ... National punt champion at Chris Sailer Kicking camp in the summer of 2016 where he defeated 80 participants ... Committed to MSU on Jan. 15, 2017 ... Coached by Ron Crawford ... Twitter handle is @tuckerday11.



**MALIK  
DEAR**  
WIDE RECEIVER  
5-9 • 224 • Jr. • 2L  
Jackson, Miss.  
(Murrah)

9

## CAREER

Versatile wide receiver and a starter in 2016 ... Played in 23 games and accounted for six touchdowns ... Suffered a torn ACL in spring practice in March 2017.

## 2016 SOPHOMORE SEASON

Appeared in 12 games while starting in nine of them ... Ranked third on the squad in receiving with 23 catches for 264 yards and two scores ... Totaled four catches for 41 yards at UMass (9/24), including a 23-yard catch in the second quarter ... Caught three passes for 32 yards against Auburn the following week (10/8) ... Recorded his first rushing yards of the season at BYU and finished the game with 17 yards on three rushes as well as 36 receiving yards on three catches (10/14) ... On a career-high five carries, ran for a career-high 77 yards, including a 45-yard TD dash in the second quarter at Kentucky (10/22) ... Against Samford, caught four passes for a season-high 61 receiving yards and one touchdown (10/29) ... Scored crucial second quarter touchdown on a play-action pass from Nick Fitzgerald against Ole Miss (11/26).

## 2015 TRUE FRESHMAN SEASON

Played in 11 games with no starts in debut campaign ... Rushed for 110 yards on 11 carries with one touchdown and added 22 catches for 217 yards and two scores ... Tallied three receptions for 46 yards and ran once for a gain of 19 vs. Northwestern State (9/19) ... Scored his first career touchdown on a 52-yard run at No. 14 Texas A&M (10/3), while also finishing with two receptions for 23 yards ... Became the first true freshman since 2009 to have at least six receptions in a game in the Louisiana Tech (10/17) home win, making six grabs for 70 yards ... Did not play in the Missouri or Alabama games due to ankle injury ... Caught two TDs and ran three times for 30 yards in the Egg Bowl against No. 18 Ole Miss (11/28).

## HIGH SCHOOL

A consensus four-star athlete by every major recruiting website ... Ranked in the ESPN300 of 2015 (No. 206) ... Played wide receiver, quarterback and running back ... Ranked the No. 5 player in the state by 247Sports and the No. 4 player by ESPN.com and Rivals.com ... Timed in the 40-yard dash with a 4.4 ... The top all-purpose athlete in the state by Scout.com and the No. 6 overall player ... Finished his high school career with 3,298 rushing yards and 2,410 receiving yards ... Racked up 84 total touchdowns in four seasons (56 rushing, 26 receiving, two special teams) ... As a senior, tallied 322 yards rushing on 37 carries with 12 rushing touchdowns ... Added 165 yards receiving and seven scores through the air ... Displayed his explosive and big play capability by averaging 11.1 yards per carry and 19.0 yards per reception for his career ...

Member of the Clarion-Ledger's Dandy Dozen ... Selected to the U.S. Army All-American Bowl following his senior season ... As a junior, totaled 1,893 yards and 26 total touchdowns in 2013 ... Coached by Zackare Grady ... Committed to Mississippi State in June 2014.

## PERSONAL

Born Malik Dionte Dear on Sept. 20, 1996 ... Nickname is "Weeble" ... Son of Lakeshia and Marcus Dear ... Has three younger siblings - Damian, Marcus and Sanaa ... Majoring in kinesiology.

## DEAR'S CAREER HIGHS

Receptions - 6, vs. Louisiana Tech (10-17-15)  
Receiving Yards - 70, vs. Louisiana Tech (10-17-15)  
Receiving Touchdowns - 2, vs. Ole Miss (11-28-15)  
Longest Reception - 33, vs. Samford (10-29-16)  
Carries - 5, at Kentucky (10-22-16)  
Rushing Yards - 77, at Kentucky (10-22-16)  
Rushing Touchdowns - 1, (twice) last at Kentucky (10-22-16)  
Longest Rush - 52, at Texas A&M (10-3-15)  
Kick Returns - 4, vs. Arkansas (11-19-16)  
Kick Return Yards - 56, vs. Louisiana Tech (10-17-15)  
Longest Kick Return - 34, vs. Louisiana Tech (10-17-15)  
Punt Returns - 1, vs. Louisiana Tech (10-17-15)  
Punt Return Yards - 7, vs. Louisiana Tech (10-17-15)  
Longest Punt Return - 7, vs. Louisiana Tech (10-17-15)  
All-Purpose Yards - 133, vs. Louisiana Tech (10-17-15)

## DEAR'S CAREER RUSHING STATS

YEAR	G/GS	NO.	YDS	AVG.	TD	LP/OPPONENT
2015	11/0	11	110	10.0	1	52 / TEXAS A&M
2016	12/9	17	124	7.3	1	45 / KENTUCKY
<b>TOTALS</b>	<b>23/9</b>	<b>28</b>	<b>234</b>	<b>8.4</b>	<b>2</b>	<b>52 / TEXAS A&amp;M</b>

## DEAR'S CAREER RECEIVING STATS

YEAR	G/GS	NO.	YDS	AVG.	TD	LP/OPPONENT
2015	11/0	22	217	9.9	2	27 / LA TECH
2016	12/9	23	264	11.5	2	33 / SAMFORD
<b>TOTALS</b>	<b>23/9</b>	<b>45</b>	<b>481</b>	<b>10.7</b>	<b>4</b>	<b>33 / SAMFORD</b>

## DEAR'S CAREER KICK RETURN STATS

YEAR	G/GS	NO.	YDS	AVG.	TD	LP/OPPONENT
2015	11/0	5	99	19.8	0	34 / LA TECH
2016	12/9	10	126	12.6	0	23 / SAMFORD
<b>TOTALS</b>	<b>23/9</b>	<b>15</b>	<b>225</b>	<b>15.0</b>	<b>0</b>	<b>34 / LA TECH</b>

## DEAR'S CAREER PUNT RETURN STATS

YEAR	G/GS	NO.	YDS	AVG.	TD	LP/OPPONENT
2015	11/0	1	7	7.0	0	7 / LA TECH
2016	12/9	0	0	0.0	0	N/A
<b>TOTALS</b>	<b>23/9</b>	<b>1</b>	<b>7</b>	<b>7.0</b>	<b>0</b>	<b>7 / LA TECH</b>



**TYLER  
DUNNING**  
LINEBACKER  
6-1 • 255 • Fr. • HS  
Fort Lauderdale, Fla.  
(St. Thomas Aquinas)

58

## CAREER

Promising true freshman linebacker from the state of Florida ... Enrolled at MSU in June 2017 and went through summer workouts.

## HIGH SCHOOL

A versatile linebacker among the best in the Sunshine State ... A proven winner who claimed three straight Florida 7A state titles at St. Thomas Aquinas and led his team to a No. 7 national ranked to end his senior season ... Amassed 82 tackles and 14.5 for a loss over the last two seasons ... Had a knack for finding the football ... Also forced a fumble and recovered five ... Played in the Geico State Champions Bowl series against No. 12 Bingham where he returned a fumble 99 yards for a touchdown ... Listed as a four star prospect on Rivals.com and the 24th-best linebacker in the nation ... A three-star prospect by Scout.com, 247Sports.com and ESPN.com ... The No. 23 ranked outside linebacker in the nation by 247Sports.com ... Considered one of the top 50 overall prospects in the state of Florida ... Made 46 tackles with 11.5 tackles for a loss at defensive end as a junior ... Tallied 16 sacks as a sophomore ... Originally committed to MSU on April 20, 2016 ... Coached by Roger Harriott.

## PERSONAL

Born Tyler Dunning on Oct. 4, 1998 ... Twitter handle is @theTylerDunning.



## LASHARD Durr

### DEFENSIVE BACK

5-11 • 195 • Sr. • 1L

Gulfport, Miss.

(Copiah-Lincoln [Miss.] CC)

25

## CAREER

Lockdown cornerback who worked his way into a starting role in 2016 ... Came to MSU after a two-year run at Copiah-Lincoln Community College ... Will be a mainstay at corner in 2017 ... Recorded 26 tackles, 16 of which were unassisted ... Played in 13 career games with seven starts.

## 2016 JUNIOR SEASON

Played in all 13 games with seven starts at cornerback ... Started the first four contests of the year – South Alabama, South Carolina, LSU and UMass ... Also started the BYU, Ole Miss and Miami contests ... Made 26 tackles, including 0.5 tackles for loss ... Tallied three tackles in his first career start against South Alabama (9/3) ... Had the first tackle for loss of his career at LSU (9/17) ... Collected a season-high five tackles against Samford (10/29) ... Posted three tackles in win over No. 4 Texas A&M (11/5).

## JUNIOR COLLEGE

A consensus three-star JUCO defensive back with ESPN, Scout, Rivals and 24/7 ... Ranked the No. 7 junior college corner by 24/7 and the No. 52 overall JUCO player by Scout ... Played for Glenn Davis and the Copiah-Lincoln Wolfpack who went 7-2 in his second season ... Tallied 63 total tackles, including two tackles for loss in his two-year career with Co-Lin ... Established a defensive presence in the Wolfpack secondary with 22 pass breakups, three interceptions and returned a fumble for a touchdown.

## HIGH SCHOOL

Helped Harrison Central and head coach Steve Jones to a 7-5 record and a first-round appearance of the Mississippi High School Athletic Association Class 6A playoffs ... A first-team Mississippi Association of Coaches Class 6A All-State selection in 2013 ... Selected to the 2013 All-Gridiron Second Team by the Mississippi Gridiron ... Took part in the 10th annual Max Emfinger All-American Bowl in January and received an invitation to play in ... A three-star recruit according to ESPN.com, Rivals.com, Scout.com and 247Sports ... Rated as the 16th-best prospect in the state by ESPN.com ... On defense as a senior, tallied 61 tackles, three interceptions, seven pass breakups, one blocked field

goal and one forced fumble ... Offensively during final campaign, registered five rushes for 68 yards and 11 receptions for 287 yards and three touchdowns ... As a return specialist, recorded four touchdowns on punt returns and ran back one kickoff 53 yards ... Sparked a Harrison Central comeback win versus Ocean Springs with an 81-yard punt return for a TD to turn a 14-3 deficit into an eventual 17-14 victory ... Knocked away the final pass of the contest to seal the win ... During junior year, booked 41 tackles with seven interceptions and five pass breakups ... Ran track for Harrison Central, participating in the 100-meter dash, 110-meter hurdles, 200-meter run, 300-meter hurdles, long jump and triple jump ... As a sophomore, placed fifth in the 110-meter hurdles at the Mississippi High School Athletic Association 6A state championship.

## PERSONAL

Born Lashard Tyrone Durr on October 24, 1994 ... Son of Sherial Durr ... Has two siblings – Jarvis and Destiny ... Majoring in kinesiology.

## DURR'S CAREER HIGHS

Tackles: 5, vs. Samford (10-29-16-16)

Tackles for loss: 0.5, at LSU (9-17-16)

Pass Breakups: 1, at Ole Miss (11-26-16)

## DURR'S CAREER DEFENSIVE STATS

YEAR	G/GS	TT	UT	AT	TFL-YDS	SCK-YDS	FF/FR	PBU	INT-YD
2016	13/7	26	16	10	0.5-1	0.0-0	0/0	1	0-0
<b>TOTALS</b>	<b>13/7</b>	<b>26</b>	<b>16</b>	<b>10</b>	<b>0.5-1</b>	<b>0.0-0</b>	<b>0/0</b>	<b>1</b>	<b>0-0</b>



## GREG EILAND

### OFFENSIVE LINE

6-8 • 330 • RFr • RS

Philadelphia, Miss.

(Philadelphia)

58

## CAREER

Physically impressive offensive lineman who will make his collegiate debut this season after redshirting last fall.

## 2016 TRUE FRESHMAN SEASON

Earned a redshirt.

## HIGH SCHOOL

Consensus three-star standout offensive lineman ... Tabbed as the No. 20 player in Mississippi by ESPN.com and the No. 47 best tackle in the country ... Listed as the No. 2 offensive tackle in the state by Scout ... Helped Philadelphia and head coach Teddy Dyess to a 6-6 season and MHSAA 3A playoff appearance ... Paved the way for the Tornado running backs who amassed 2,761 rushing yards and averaged 230 rushing yards per game ... Led his team as a junior to an 11-2 record and another playoff appearance ... Also a member of Philadelphia High School's baseball squad.

## PERSONAL

Born Greg Antonio Eiland on Feb. 1, 1998 in Starkville, Miss. ... Nickname is Peewee ... Son of Lesa and Greg Eiland ... Has three siblings, Dominic, Anthony and Julian ... Twitter handle is @DemHorns\_55.





# NICK FITZGERALD

## QUARTERBACK

6-5 • 230 • Jr. • 2L

Richmond Hill, Ga.  
(Richmond Hill)

7

### 2016 ST. PETERSBURG BOWL MVP

### 2016 THIRD-TEAM ALL-SEC (PHIL STEELE)

### 2016 SEC CO-OFFENSIVE PLAYER OF THE WEEK

(VS. TEXAS A&M, AT OLE MISS)

### 2016 DAVEY O'BRIEN GREAT 8 QB LIST

(VS. TEXAS A&M, AT OLE MISS)

### 2016 MANNING AWARD STAR OF THE WEEK

(VS. TEXAS A&M, AT OLE MISS)

### 2016 SEC ACADEMIC HONOR ROLL

### 2015 SEC ACADEMIC HONOR ROLL

## CAREER

One of the nation's elite returning quarterbacks and the SEC's returning leader in total offensive yards ... Coming off one of the most prolific seasons in SEC history in which he broke single-season league records for 100-yard rushing games by a QB (8) and average yards per rush by a QB (7.1) ... A dual-threat playmaker who became the starter as a sophomore in 2016 after serving as the backup to Dak Prescott as a redshirt freshman in 2015 ... Tremendous speed, durability and a strong arm ... Played in 21 games with 13 starts ... Accounted for 43 touchdowns – 24 passing and 19 rushing – which already ranks fifth in school history ... Since Oct. 29, 2016, leads the nation in touchdowns responsible (24) and total offensive yards per game (363.5) ... Tied for ninth in MSU history in passing TDs (24) ... Racked up 4,160 yards of total offense – 1,502 rushing and 2,658 passing – which is 10th in school annals ... Tied for the school record in 100-yard rushing games (8) ... Three times has gone over 400 yards of total offense in a game ... No player in school history owns more 300-yard passing/100-yard rushing games (3) ... Owns a 6-7 record as a starter and nine school statistical records ... Heads into the 2017 season having produced at least 100 yards rushing in six out of his last seven games ... Arrived on campus for Liberty Bowl practices in December 2013 and then redshirted as a true freshman in 2014 ... Came from an offense at Richmond Hill High School that ran the triple-option and was offered a scholarship only by MSU and Middle Tennessee ... Honor student in the classroom as a finance major.

## 2016 SOPHOMORE SEASON

Delivered one of the most remarkable seasons by a first-year starter in SEC history ... Started all 13 games and broke nine school records – four single-season and five single-game ... Single-season school records were yards per rush (7.1), rushing yards by a quarterback (1,375), 100-yard rushing games (8) and 100-yard rushing games by a QB ... Also set SEC records by a QB in 100-yard rushing games and average yards per rush ... Third behind only Johnny Manziel and Cam Newton in single-season rushing yards by a QB in SEC history ... Tops in the nation in 300-yard passing/100-yard rushing games (3) and became the first SEC QB to do it three times since Manziel in 2012 ... Led the SEC in total offensive yards (3,798), rushing touchdowns (16) and 100-yard rushing games (8) ... Responsible for 37 touchdowns – 21 passing and 16 rushing – which was second in the SEC and third in school history behind only Dak Prescott ... Second nationally to only Heisman winner Lamar Jackson in 100-yard passing/100-yard rushing games (7) ... Ranked third nationally in QB rushing yards and third in MSU history among all positions ... Completed 196-of-361 passes for 2,423 yards, which was fourth in school history ... No. 1 in the SEC in 10+-yard plays from scrimmage (45) ... Ranked third overall in the SEC in rushing yards per game (105.8) ... Registered his first career 300-yard

passing game, completing 26-of-39 for 305 yards and three scores at UMass (9/24) ... Joined Dak Prescott as the only two players in SEC history to account for over 530 yards of total offense and seven TDs in a game when he did it against Samford (10/29) ... Was the only FBS QB in 2016 to achieve the feat as he tied an SEC record for single-game TDs responsible ... A week later, led the Bulldogs to win over No. 4 Texas A&M (11/5), accounting for 391 yards of total offense and four TDs ... Was named SEC Co-Offensive Player of the Week for his effort against the Aggies and became just the third SEC QB in the last 20 years to pass for over 200 yards and rush for over 175 yards in a game joining Manziel and Newton ... Spectacular passing game against Arkansas (11/19), completing 22-of-33 for 328 yards with two TDs and zero interceptions ... Accounted for six TDs against the Razorbacks, rushing for a season-best four scores, fourth-most in a game in school records ... Produced the greatest QB performance in Egg Bowl history and was named SEC Offensive Player of the Week, breaking three MSU single-game records and accounting for five touchdowns in the 11/26 win ... Broke marks for rushing yards (258), rushing yards by a QB and average yards per rush (18.4) at Ole Miss ... The 18.4 mark also is second in SEC single-game history and highest since LSU's Harvey Williams' 19.6 vs. Rice in 1987 (minimum 10 carries) ... His 258 rushing yards in the Egg Bowl was the most by an FBS QB since Navy's Keenan Reynolds had 277 vs. Georgia Southern on Nov. 15, 2014 ... Voted MVP of the St. Petersburg Bowl after accounting for 268 yards of total offense and two scores.

## 2015 REDSHIRT FRESHMAN SEASON

Served as the backup to Dak Prescott, seeing action in eight games ... Completed 11-of-14 passes for 235 yards with three touchdowns and no interceptions ... Rushed 23 times for 127 yards and three touchdowns, which ranked second on the team ... Made his collegiate debut late in the season-opening victory at Southern Miss (9/5), rushing two times for 36 yards ... Accounted for three touchdowns against Northwestern State (9/19) – his third collegiate game – throwing for one and rushing for two more ... Was a perfect 4-of-4 through the air for 90 yards against the Demons ... Spelled an ill Dak Prescott early against Troy (10/10) and completed 6-of-7 passes for 141 yards and two touchdowns, while also carrying the ball eight times for 29 yards and a score ... Maintained over a 3.0 GPA and was named to the SEC Academic Honor Roll.

## 2014 TRUE FRESHMAN SEASON

Redshirted during initial year with the program after officially enrolling at MSU in January 2014 ... Went through 2013 Liberty Bowl practices and then spring practice in 2014.

## HIGH SCHOOL

A four-year letterwinner for head coach Lyman Guy who guided the Wildcats to a 10-2 overall record and the second round of the Georgia High School Association Class 5A State Football Championship as a senior ... Earned Honorable Mention Georgia Sports Writers Association and Atlanta Journal Constitution Class 5A All-State selections following senior year ... Named the Region 3-5A Player of the Year after final campaign ... A three-star recruit according to ESPN.com and 247Sports and a two-star by Rivals.com ... A triple-option quarterback who went 33-for-76 in the air, throwing for 778 yards and 12 touchdowns while tossing just three interceptions during final campaign ... Carried the ball 182 times for 1,429 yards and 25 scores in 2013 ... Lifted the Wildcats to opening-round playoff win over Thomas County Central with 150 rushing yards and both of the team's TDs ... Tabbed the WSAV Memorial Health/Chatham Orthopaedic Associates Blitz Performer of the Week and Enmark Player of the Week for the fourth week of the season after accounting for seven touchdowns against Glynn Academy ... Rushed for 162 yards and five scores and tossed two TD passes in the contest ... Named to the Greater Savannah Area Football Team as both a junior and senior ... Started as a wide receiver in 2012, catching 18 passes for 321 yards and four touchdowns ... Served as the backup quarterback to Air Force's Dominique Allen during junior campaign and tallied 334 yards rushing and six scores as part of the triple-option offense ... Helped the Wildcats go 8-3 and reach the state playoffs for the first time since 1996 as a junior, when he was a First-Team All-Region 3-5A selection ... Also named First Team All-County during after 2012 season ... Played three years of basketball for Richmond Hill, averaging 7.9 points per game and 5.8 rebounds a contest as a junior.

## PERSONAL

Born Nicholas Dylan Fitzgerald on Jan. 14, 1996 in Germany ... Parents are Derrick and Annetta Fitzgerald ... Father served in the Air Force ... Has two siblings, Justin and Kristjan ... Uncle Charles Pledger played cornerback at the University of Georgia from 1990-93 ... Grew up attending Georgia football games ... Lists David Greene as favorite athlete and Eric Church as favorite musician ... Is a huge hockey fan ... Two-time member of the SEC Academic Honor Roll who is majoring in finance ... Twitter handle is @NickFitz07.

### FITZGERALD'S CAREER HIGHS

Pass Attempts: 39, at UMass (9-24-16)  
 Pass Completions: 26, at UMass (9-24-16)  
 Pass Yards: 417, vs. Samford (10-29-16)  
 Pass Touchdowns: 5, vs. Samford (10-29-16)  
 Long Pass: 74, vs. Samford (10-29-16)  
 Completion Percentage: 69.7, vs. Arkansas (11-18-16)  
 Rush Attempts: 20, vs. Texas A&M (11-5-16)  
 Rush Yards: 258, at Ole Miss (11-26-16)  
 Rush Touchdowns: 4, vs. Arkansas (11-18-16)  
 Long Rush: 74, (twice) last vs. Texas A&M (11-5-16)  
 Total Offense Yards: 536, vs. Samford (10-29-16)  
 Touchdowns Responsible: 7, vs. Samford (10-29-16)

### FITZGERALD'S MSU SINGLE-SEASON RECORDS (4)

Yards Per Rush: 7.1 (2016)  
 Rushing Yards by a Quarterback: 1,375 (2016)  
 100-Yard Rushing Games: 8 (2016)  
 100-Yard Rushing Games by a Quarterback: 8 (2016)\*

\* - denotes SEC record

### FITZGERALD'S MSU SINGLE-GAME RECORDS (5)

Rushing Yards - 258 at Ole Miss (2016)  
 Rushing Yards by a Quarterback: 258 at Ole Miss (2016)  
 Yards Per Rush: 18.4 at Ole Miss (2016)^  
 Touchdowns Responsible: 7 vs. Samford (2016)\*  
 Passing Touchdowns: 5 vs. Samford (2016)

\* - denotes SEC record

^ - denotes second in SEC history

### FITZGERALD'S CAREER PASSING STATS

YEAR	G/GS	CMP	ATT	INT	PCT	YDS	TD	LP/OPPONENT
2015	8/0	11	14	0	.786	235	3	49 / NW STATE
2016	13/13	196	361	10	.543	2423	21	74 / SAMFORD
<b>TOTALS</b>	<b>21/13</b>	<b>207</b>	<b>375</b>	<b>10</b>	<b>.552</b>	<b>2658</b>	<b>24</b>	<b>74 / SAMFORD</b>

### FITZGERALD'S CAREER RUSHING STATS

YEAR	G/GS	NO.	YDS	AVG.	TD	LP/OPPONENT
2015	8/0	23	127	5.5	3	21 / NW STATE
2016	13/13	195	1375	7.1	16	74 / USC, A&M
<b>TOTALS</b>	<b>21/13</b>	<b>218</b>	<b>1502</b>	<b>5.5</b>	<b>19</b>	<b>74 / USC, A&amp;M</b>

### FITZGERALD'S CAREER TOTAL OFFENSE STATS

YEAR	G/GS	RUSH	PASS	TOTAL	AVG./G
2015	8/0	127	235	362	45.3
2016	13/13	1375	2423	3798	292.2
<b>TOTALS</b>	<b>21/13</b>	<b>1502</b>	<b>2658</b>	<b>4160</b>	<b>189.1</b>



## WILLIE GAY

### LINEBACKER

6-2 • 230 • Fr. • HS  
 Starkville, Miss.  
 (Starkville)

6

## CAREER

Highly-recruited true freshman linebacker who could make an immediate impact in the fall ... Local product who enrolled at MSU in June 2017 ... Reunites with his former defensive teammate Kobe Jones of Starkville High School ... Already possesses the size and speed necessary to play at this level.

## HIGH SCHOOL

One of the elite linebacker recruits in America and the top overall defensive player in the state of Mississippi ... Local product out of Starkville High School who helped lead the Yellowjackets to the 2015 Class 6A state title ... Consensus four-star prospect ... In the state of Mississippi, ranked the No. 2 overall player by 247Sports.com and Scout.com and No. 5 by ESPN.com ... Considered the No. 3 ranked outside linebacker in the nation by 247Sports.com and Scout.com ... Tabbed the No. 33 overall player in the country by 247Sports.com and No. 51 by Scout.com ... Member of the ESPN 300 ... 2016 Clarion-Ledger Dandy Dozen and one of 15 semifinalists for the high school Butkus Award ... Invited and played in the 2017 U.S. Army All-American Bowl, recording one tackle for the East squad ... Collected 83 tackles, including nine tackles for loss as a senior ... As a junior in 2015, earned second-team all-state honors after tallying 84 tackles, 17 tackles for loss, nine pass breakups, six sacks, four interceptions and two forced fumbles ... Also played quarterback at times, including rushing for 325 yards and five scores in a win over Warren Central in October ... Became the first Starkville High player to rush for over 300 yards in a game since 1994 ... Scored nine touchdowns in the final two weeks of the season ... Finished with seven tackles and two pass breakups in the Mississippi-Alabama All-Star Game in December.

## PERSONAL

Born Willie Gay Jr. on Feb. 15, 1998 ... Twitter handle is @WillieYRN.



## NICK GIBSON

### RUNNING BACK

5-11 • 211 • So. • 1L  
 Birmingham, Ala.  
 (Pinson Valley)

21

## 2016 SEC ACADEMIC HONOR ROLL 2015 SEC ACADEMIC HONOR ROLL

## CAREER

Sophomore running back who will be in the mix this fall ... Made his debut last



season and played in three games ... Two-time member of the SEC Academic Honor Roll.

## 2016 REDSHIRT FRESHMAN SEASON

Showed promise in limited playing time in 2016 ... Rushed for 57 yards on nine carries ... Saw action against Kentucky (10/22), Samford (10/29) and Alabama (11/12) ... Carried the ball a career-high five times for 24 yards in his first action as a Bulldog at Kentucky (10/22) ... Against Samford (10/29), toted the ball four times for a career-best 33 yards, including a career-long 14-yard dash

## 2015 TRUE FRESHMAN SEASON

Redshirted during first year on campus.

## HIGH SCHOOL

Pegged a four-star back by 247Sports, ESPN.com and Rivals.com and a three-star prospect by Scout.com ... Ranked the No. 3 running back in Alabama by Scout.com and the No. 12 prospect in the state of Alabama by 247Sports ... Rivals.com has him as the No. 13 back in the country, the No. 7 prospect in Alabama and the No. 139 player in the country ... Ability to break numerous tackles and extend drives wears down defenses ... Was coached by Matt Glover at Pinson Valley ... Received a scout grade of 90 from 247Sports and 80 from ESPN.com ... Clocks a 40-yard dash time of 4.66 ... Named to AL.com's A-List of the state's top football prospects in the class of 2015 ... Amassed 165 yards rushing on 38 attempts and scored three touchdowns in a come-from-behind win in Oct. 2014 ... As a junior rushed for 2,205 yards and 27 touchdowns with a chunk of those yards having come during one incredible 447-yard, six touchdown performance against Mortimer Jordan in September 2013 ... Was the Class 5A running back of the year, as selected by the Alabama Sportswriters Association.

## PERSONAL

Born Nickolas Gibson on Feb. 15, 1996 ... Parents are Nikki and Geno Gibson ... Majoring in kinesiology.

### GIBSON'S CAREER HIGHS

Rush attempts: 5, at Kentucky (10-22-16)  
Rush yards: 33, vs. Samford (10-29-16)  
Rush TDs: n/a  
Long rush: 14, vs. Samford (10-29-16)

### GIBSON'S CAREER RUSHING STATS

YEAR	G/GS	NO.	YDS	AVG.	TD	LP/OPPONENT
2016	3/0	9	57	6.3	0	14 / SAMFORD
<b>TOTALS</b>	<b>3/0</b>	<b>9</b>	<b>57</b>	<b>6.3</b>	<b>0</b>	<b>14/ SAMFORD</b>



# DONALD GRAY

## WIDE RECEIVER

5-10 • 200 • Sr. • 2L

Memphis, Tenn.

(Copiah-Lincoln [Miss.] CC)

6

## CAREER

Explosive senior receiver who will be one of the best in the SEC ... Brings leadership, strong hands and a knack for making big plays to the table ... Can also be counted on as a return specialist ... WR coach Billy Gonzales says "he has the strongest hands I've been around" and illustrates it by routinely winning the 45-pound plate contest ... Arrived at MSU as one of the nation's most coveted junior college skill players ... Played in 26 games with 13 starts ... Owns 62 catches for 1,095 yards and seven touchdowns ... Averages an

exceptional 17.7 yards per catch ... Five of his seven scores have come on plays of 49 yards or more, including two of 70 or more yards ... Talled two 100-yard receiving games ... Enrolled at MSU in January 2015 ... Originally committed to MSU in July 2013 and then went the junior college route to Copiah-Lincoln in Wesson, Miss. ... One of two players on the squad who will play the 2017 season with a degree already in hand.

## 2016 JUNIOR SEASON

MSU's second-leading receiver behind Fred Ross ... Started all 13 games ... Caught 41 passes for 709 yards and five touchdowns ... Ranked fifth in the SEC in yards per catch (17.3) ... One of only two players in the SEC with multiple catches over 70 yards and he did it in the same game ... Tied for eighth nationally in 70+ yard receptions (2) ... Produced one of the best games in school history in win over Samford (10/29) as he tied the school record for touchdown catches with three and finished with four catches for 207 yards ... Became the first 200-yard receiver for MSU since Dec. 31, 2014 ... Had TD catches of 71 and 74 yards in the first half vs. Samford ... Grabbed a career-best eight catches for 79 yards at UMass (9/24) ... Put MSU up 14-0 vs. South Carolina (9/10) with a 17-yard TD catch and finished with five catches for 71 yards ... Made three catches for 86 yards at LSU (9/17) ... Hauled in seven passes for 92 yards against Arkansas (11/19), putting him over 1,000 for his career ... Gave MSU the lead for good in the Egg Bowl (11/26) on an 8-yard touchdown grab in the first quarter ... Caught at least one pass in seven straight games to end the year.

## 2015 SOPHOMORE SEASON

Made an immediate impact at receiver in his first season with the program ... Played in all 13 games with no starts ... Caught 21 passes for 386 yards and two touchdowns ... Averaged a team-best 18.4 yards per reception ... Had four receptions for a career-best 140 yards and a touchdown in the Northwestern State win (9/19), recording the most receiving yards by a Bulldog since Jameon Lewis had 220 in the 2013 Liberty Bowl ... His score came on a 49-yard pass from Nick Fitzgerald in the fourth quarter ... Hauled in two catches for 58 yards against Troy (10/10), including a 49-yard touchdown reception ... Recorded his first career blocked punt and first career punt return (21 yards) in the Louisiana Tech (10/17) home win ... His blocked punt was recovered at the 2-yard line and set up a Dak Prescott score on the following play that gave MSU the lead for good ... Finished the Kentucky victory (10/24) with 56 receiving yards on a season-high five receptions ... Pulled down a brilliant season-long 54-yard reception over the shoulder against No. 2 Alabama (11/14).

## JUNIOR COLLEGE

Ranked the No. 6 junior college prospect by ESPN.com ... Shifted solely to wide receiver at Copiah-Lincoln ... Named a 2014 National Junior College Athletic Association (NJCAA) All-American after having recorded 55 catches for 989 yards (eighth best in the nation) last season ... Reeled in 10 touchdowns and averaged 90 yards receiving per game in his only season at Copiah-Lincoln ... Also shined as a punt returner in 2014 with three touchdowns and 419 yards gained on 20 returns ... Finished as the team leader with 1,403 all-purpose yards ... Named NJCAA Region 23 Most Valuable Player, All-Region, First Team All-State as a wide receiver, Second Team All-State as a punt returner, and Mississippi Association of Community & Junior Colleges (MACJC) Most Valuable Back ... Twice named state player of the week and twice named national player of the week ... Missed the 2013 season due to a preseason ankle injury ... Coached by Glenn Davis.

## HIGH SCHOOL

Attended White Station High School in Memphis ... Ranked the No. 2 player in Tennessee by 247Sports coming out of high school by ESPN.com ... Played the wide receiver and safety positions ... Four-star prospect.

## PERSONAL

Born Donald Gray Jr. on Dec. 13, 1994 ... Parents are Donald Sr. and Lisa Gray ... Chris Carter was his favorite NFL player ... Earned his undergraduate degree in sociology in December 2016.

## GRAY'S CAREER RECEIVING STATS

YEAR	G/GS	NO.	YDS	AVG.	TD	LP/OPPONENT
2015	13/0	21	386	18.4	2	54 / ALABAMA
2016	13/13	41	709	17.3	5	74 / SAMFORD
<b>TOTALS</b>	<b>26/13</b>	<b>62</b>	<b>1095</b>	<b>17.7</b>	<b>7</b>	<b>74 / SAMFORD</b>

## GRAY'S CAREER KICK RETURN STATS

YEAR	G/GS	NO.	YDS	AVG.	TD	LP/OPPONENT
2015	13/0	1	33	33.0	0	33 / OLE MISS
2016	13/13	4	83	20.8	0	28 / ARKANSAS
<b>TOTALS</b>	<b>26/13</b>	<b>5</b>	<b>116</b>	<b>23.2</b>	<b>0</b>	<b>33 / OLE MISS</b>

## GRAY'S CAREER PUNT RETURN STATS

YEAR	G/GS	NO.	YDS	AVG.	TD	LP/OPPONENT
2015	13/0	1	21	21.0	0	21 / LA TECH
2016	13/13	2	10	5.0	0	9 / A&M
<b>TOTALS</b>	<b>26/13</b>	<b>3</b>	<b>31</b>	<b>10.3</b>	<b>0</b>	<b>21 / LA TECH</b>



**J.T. GRAY**  
**DEFENSIVE BACK**  
**6-0 • 202 • Sr. • 3L**  
**Clarksdale, Miss.**  
**(Clarksdale)**

**12**

## CAREER

Versatile defensive back/linebacker who is one of the strongest players on the team ... Likely to see time at MSU's Star position with his versatility ... Can come off the edge and drop back ... Made the move back to his more natural position of safety this spring under new defensive coordinator Todd Grantham ... Played safety in high school before moving to linebacker in 2014 ... Also contributes on special teams coverage ... Played in 32 games with 10 starts ... Collected 145 tackles, 11.5 tackles for loss and 2.5 sacks.

## 2016 JUNIOR SEASON

Ranked third on the team in tackles (71) and tackles for loss (8) ... Played in all 13 games at Viper and started 10 contests ... Did not start against UMass, Alabama and Miami ... Made his first career start against South Alabama (9/3) and collected eight tackles, including a sack for a loss of four yards ... Notched 1.5 tackles for loss in an eight-tackle performance at LSU (9/17) ... Collected a career-best two tackles for loss against Arkansas (11/19) ... Also had eight tackles in games against Auburn and Ole Miss ... Collected at least 0.5 tackles for loss in seven contests, including the final three games of the year.

## 2015 SOPHOMORE SEASON

Played in all 13 games at linebacker with no starts ... Ranked fourth on the team in total tackles with 74 and added 3.5 tackles for loss and one sack ... Totaled four tackles in each of the first three games of the year ... Credited with five tackles in the win at No. 25 Auburn (9/26) ... Recorded seven tackles in the Troy victory (10/10) ... Delivered his first double-digit tackle game with 10 against Louisiana Tech (10/17) ... Collected his first career sack to go along with three tackles at Missouri (11/5) ... Had eight tackles and a tackle for loss against No. 18 Ole Miss (11/28) ... Outstanding Belk Bowl (12/30), collecting a game-high nine tackles and notching one sack.

## 2014 TRUE FRESHMAN SEASON

Appeared in six games after having not appeared in the first seven games of the season ... Totaled nine tackles and two quarterback hurries ... Made his collegiate debut vs. Arkansas (11/1) ... First-career tackle came against Arkansas on the game's opening kickoff ... Recorded two total vs. the Razorbacks, both as a part of the special teams unit ... Collected his first tackle on defense against UT Martin (11/8) in the game's final minute ... Recorded

three tackles against Vanderbilt (11/22), along with a quarterback hurry.

## HIGH SCHOOL

Played junior season at Coolidge High School in Ariz., before transferring to Clarksdale for senior campaign ... Grew up in the Magnolia State and came home for final season ... A three-star recruit by ESPN.com, Rivals.com, Scout.com and 247Sports ... The 20th-best prospect in the state according to ESPN.com ... Played at Clarksdale for head coach Henry Johnson and helped the Cougars to a 7-5 record as a senior ... Team advanced to the second round of the Mississippi High School Athletic Association 5A state playoffs after a 38-21 victory against Ridgeland in the postseason opener ... Team fell to Callaway in the second round of the playoffs ... Named to the 2013 247Sports All-State All-Prospect First-Team Defense ... A member of The Clarion-Ledger's Targeted 22 ... Selected to take part in the Alabama-Mississippi All-Star Classic ... Earned Arizona Division IV Section II First-Team honors as a defensive back after junior season and second-team accolades as a running back in 2012 ... Played on both sides of the ball as a senior and recorded 58 tackles ... Offensively, rushed for 939 yards and 16 scores ... Helped Clarksdale defense allow 390 points, an average of 32.5 a contest ... As a junior at Coolidge, tallied 60 carries for 914 yards and 15 scores while catching 10 passes for 117 yards and a TD ... Defensively, booked a team-leading 112 tackles (75 solo) and two interceptions ... On special teams, added a combined 271 yards on kickoff and punt returns ... As a freshman for Clarksdale, rushed 11 times for 42 yards ... On defense, intercepted one pass and returned it 15 yards ... Named the MVP of the Rivals Camp Series at Hamilton High School in March, 2013 ... Ran track for Coolidge and qualified for the state meet in the 100-meter dash, 200-meter run, high jump and long jump.

## PERSONAL

Full name is Juantavius Tavon Gray ... Born Jan. 18, 1996 ... Parents are Michelle and Solomon Gray ... Has three siblings - Solomon, Damian and KaDeja ... Mario Haggan is his all-time favorite MSU player ... Majoring in industrial technology.

## GRAY'S CAREER HIGHS

Tackles: 10, vs. Louisiana Tech (10-17-15)  
 Sacks: 1.0, (two times) last vs. South Alabama (9-3-16)  
 Tackles for loss: 2.0, vs. Arkansas (11-19-16)  
 Pass Breakups: n/a  
 Interceptions: n/a

## GRAY'S CAREER STATS

YEAR	G/GS	TT	UT	AT	TFL-YDS	SCK-YDS	FF/FR	PBU	INT-YD
2014	6/0	9	4	5	0.0-0	0.0-0	0/0	0	0-0
2015	13/0	65	27	38	3.5-14	1.5-9	0/0	0	0-0
2016	13/10	71	36	35	8.0-14	1.0-4	0/0	0	0-0
<b>TOTALS</b>	<b>32/10</b>	<b>145</b>	<b>67</b>	<b>78</b>	<b>11.5-28</b>	<b>2.5-13</b>	<b>0/0</b>	<b>0</b>	<b>0-0</b>



**FARROD GREEN**

**TIGHT END**

**6-3 • 246 • So. • 1L**

**Wesson, Miss.**

**(Wesson Attendance Center)**

**82**

## CAREER

Hard-nosed tight end who emerged as a leader on the team last fall and throughout the spring ... Developed into a starter for most of 2016 and was a punishing blocker, especially on numerous Nick Fitzgerald and Aeris Williams touchdown runs ... Caught 11 passes for 121 yards and a score ... Played in 12 games with eight starts.



## 2016 REDSHIRT FRESHMAN SEASON

Played in 12 games with eight starts during the season ... Grabbed 11 passes for 121 yards and a score ... Broke out in Gillette Stadium against UMass (9/24), catching three passes for 38 yards and a touchdown ... Had three catches for 42 yards against Samford (10/29) ... Grabbed two passes for 18 yards at No. 1 Alabama (11/12) ... Recorded a 13-yard catch against Miami (Ohio) in the St. Petersburg Bowl.

## 2015 TRUE FRESHMAN SEASON

Redshirted during first year on campus.

## HIGH SCHOOL

A three-star tight end according to ESPN, Scout, Rivals and 247Sports ... Named to the 2014 247Sports All-State All-Prospect First-Team Offense ... The fourth-ranked player at his position in the country according to Scout.com ... As a senior, caught 25 passes for 409 yards and eight touchdowns for head coach Ronald Greer ... Also averaged 29.6 yards on 11 kickoff returns and rushed for 51 yards on 16 carries ... Added 22 tackles, one interception and one fumble recovery as a defender ... Named to the American Family Insurance All-USA Mississippi Football Team after his senior season ... A four-year standout on the basketball team, averaging more than eight points and seven rebounds per game over his last two seasons.

### GREEN'S CAREER HIGHS

Receptions – 3, (twice) last vs Samford (10-29-16)

Receiving Yards – 42, last vs Samford (10-29-16)

Receiving Touchdowns – 1, at UMass (9-24-16)

Longest Reception – 18, at UMass (9-24-16)

### GREEN'S CAREER RECEIVING STATS

YEAR	G/GS	NO.	YDS	AVG.	TD	LP/OPPONENT
2016	12/8	11	121	11.0	1	18 / ALABAMA
<b>TOTALS</b>	<b>12/8</b>	<b>11</b>	<b>121</b>	<b>11.0</b>	<b>1</b>	<b>18 / ALABAMA</b>



## GERRI GREEN

### LINEBACKER

6-4 • 250 • Jr. • 2L

Greenville, Miss.

(Greenville Weston)

4

## 2017 SEC FOOTBALL LEADERSHIP COUNCIL 2015 ALL-SEC FRESHMAN TEAM

### CAREER

Extremely athletic and physical linebacker who is poised for a strong 2017 campaign ... Looking to thrive in Todd Grantham's aggressive defense where he will play on the edge at Buck linebacker ... Played in 26 games and has one start to his credit ... Forced two turnovers in his career and made 92 tackles ... Arrived in Starkville as one of the state of Mississippi's top recruits in the Class of 2014 and did not disappoint in his first season on the field when he earned Freshman All-SEC honors ... Served on MSU's Student-Athlete Advisory Council (SAAC) for the 2015-16 athletic year and was elected to the first SEC Football Student-Athlete Leadership Council in January 2017.

## 2016 SOPHOMORE SEASON

Played in all 13 games with no starts ... Collected 43 tackles on the year ... Recovered his first career fumble at LSU, when Leonard Fournette was stripped in the fourth quarter (9/17) ... Added 0.5 tackles for loss and five tackles in

game at LSU ... Made a season-high eight tackles at Kentucky (10/22) ... Notched six tackles at home against Arkansas (11/19).

## 2015 REDSHIRT FRESHMAN SEASON

Named to the All-SEC Freshman Team in his first season on the field ... Saw action in all 13 games with one start, his first coming in the Belk Bowl ... Ranked fifth among all SEC freshmen in tackles with 49 ... Led all SEC freshmen linebackers in interceptions with two ... Added 2.5 tackles for loss on the year ... Made his MSU debut in the season-opening victory at Southern Miss (9/5), tallying three solo tackles ... Recorded a game-high seven tackles in the Northwestern State (9/19) win, including 1.5 tackles for loss ... Tallied four tackles at No. 14 Texas A&M (10/3) ... Registered his first career double-digit tackle game in the Troy (10/10) victory, finishing with a game-high 11 stops ... Hauled in his first career interception at Missouri (11/5), notching three tackles and a tackle for loss ... Intercepted NC State's Jacoby Brissett on the first play of scrimmage at the Belk Bowl (12/30) that led to MSU's first score ... Pick came on the first play of his first career start.

## 2014 TRUE FRESHMAN SEASON

Practiced but did not play in any games during his true freshman campaign.

## HIGH SCHOOL

A four-star recruit by 247Sports and Scout.com ... Ranked as the 12th-best prospect in the state by ESPN.com ... Played for head coach Shannon Williams' Hornets ... Invited to participate in the Mississippi-Alabama All-Star Classic and Semper Fidelis All-American Bowl ... A member of The Mississippi Press' Fantastic 15 list of the state's top collegiate football prospects at the beginning of the 2013 season ... A 2013 Clarion-Ledger Dandy Dozen selection, just the second in school history joining Quentin Groves (2002) ... A member of the MaxPreps 2013 Mississippi Preseason All-State Football Team and the Mississippi Gridiron 2013 All-Gridiron First Team ... Named to the 2013 247Sports All-State All-Prospect First-Team Defense ... As a senior, tallied 98 tackles with 11.5 for lost yardage and 5.0 sacks ... Broke up seven passes, forced a trio of fumbles and recovered one during 2013 campaign ... On offense, made six catches for 96 yards and two touchdowns ... Selected as the MaxPreps Defensive Player of the Game following performances versus Clarksdale and Gentry ... During junior year, booked 89 tackles, four pass breakups, three fumble recoveries and two forced fumbles ... On offense, carried just eight times for 37 yards, but caught 10 passes for 172 yards and a pair of touchdowns as a tight end ... Coached by Shannon Williams.

## PERSONAL

Born Gerri Germaine Green on Sept. 14, 1995, in Jackson, Miss. ... Nickname is "G4" ... Parents are Gerri Sr. and Valerie Green ... Has one sibling, Geoshua ... Father played football at Arkansas-Pine Bluff ... Looks up to former Bulldog linebacker and Super Bowl champion Seattle Seahawk K.J. Wright ... Majoring in agribusiness ... Twitter handle is @GerriG\_14 ... Very active in the community and routinely speaks to elementary school kids.

### GREEN'S CAREER HIGHS

Tackles: 11, vs Troy (10-10-15)

Tackles for Loss: 1.5, vs Northwestern State (9-19-15)

Sacks: n/a

Interceptions: 1, (two times) last vs NC State (12-30-15)

Pass Breakups: 1, (twice) last vs. South Carolina (9-10-16)

Fumble Recoveries: 1, at LSU (9-17-16)

### GREEN'S CAREER DEFENSIVE STATS

YEAR	G/GS	TT	UT	AT	TFL-YDS	SCK-YDS	FF/FR	PBU	INT-YD
2015	13/1	49	20	29	2.5-9	0.0-0	0/0	1	2-0
2016	13/0	43	18	25	0.5-2	0.0-0	0/1	1	0-0
<b>TOTALS</b>	<b>26/1</b>	<b>92</b>	<b>38</b>	<b>54</b>	<b>3.0-11</b>	<b>0.0-0</b>	<b>0/1</b>	<b>2</b>	<b>2-0</b>



**LANDON  
GUIDRY**  
DEFENSIVE BACK  
6-0 • 189 • Fr. • HS  
Spring Hill, Tenn.  
(Independence)

**35**

### HIGH SCHOOL

A physical presence in the secondary out of Independence High School in Tennessee ... In the state of Tennessee, ranked the No. 28 overall player by 247Sports.com ... A consensus three-star cornerback/safety prospect ... Participated in the 2016 Tennessee East-West All-Star Game ... 2016 5-5A All Region Team ... Served as a triple-threat for Independence High School where he tallied 13 touchdowns and 1,612 all-purpose yards during his senior season ... On the defensive side of the ball in 2016, amassed 38 total tackles, 2.0 tackles for loss, three interceptions, four pass deflections, one interception returned for a touchdown, one fumble recovery and one blocked punt ... Helped the Eagles to a Class 5A state championship during his junior season as part of a 29-game win streak that was snapped in the 2016 Class 5A title game ... Saw more defensive snaps as a junior, when he recorded 80 tackles, eight tackles for loss, one sack, one interception, three fumble recoveries and one forced fumble ... Committed to MSU on June 6, 2016 ... Coached by Scott Blade.

### PERSONAL

Born Landon Guidry on June 30, 1998 ... Twitter handle is @landon\_rg7.



**AARON  
HAMAKER**  
TIGHT END  
6-4 • 280 • Jr. • SQ  
Little Rock, Ark.  
(Catholic)

**88**

### 2015 SEC FALL ACADEMIC HONOR ROLL

### CAREER

Dedicated tight end who worked his way onto the field, particularly on special teams ... Has seen the field in 14 career games.

### 2016 SOPHOMORE SEASON

Saw action in 11 games during the year mostly on special teams but did not record any statistics.

### 2015 REDSHIRT FRESHMAN SEASON

Appeared in three games on the season – vs. Northwestern State (9/19), vs. Troy (10/10) and vs. Louisiana Tech (10/17) ... Recorded four knockdown blocks in his first offensive series against Northwestern State, including one at the goal line which resulted in a touchdown ... Named to the SEC Academic Honor Roll.

### 2014 TRUE FRESHMAN SEASON

Redshirted in his first season.

### HIGH SCHOOL

The No. 13 prospect in the state of Arkansas according to ESPN.com ... Led all tight ends in the state of Arkansas with 46 receptions his senior season ... Had 492 receiving yards with six touchdowns, and a career long 59-yard reception ... Averaged 16 yards per catch his junior season ... Earned a spot on the East Team for the 2014 Arkansas Activities Association All-Star Football Game ... Named to the ArkansasVarsity.com All-Senior Second Team Offense as a tight end prior to final campaign ... Tabbed by Rivals.com as a top performer at tight end during the 2013 Arkansas camp ... The No. 20 prospect in the state of Arkansas according to Rivals.com before senior season ... Played for head coaches John Fogleman and David Estes ... Key piece of an offense that scored 303 points, an average of 27.5 per game, during final campaign ... Attended the Under Armour and Nike Football Camps in Dallas in April of 2013.

### PERSONAL

Born Aaron John Hamaker on January 2, 1996 ... Son of Keith and Donna Hamaker ... Has one brother, Adam ... Majoring in biochemistry.



**DEZ  
HARRIS**  
LINEBACKER  
6-4 • 243 • Sr. • 3L  
Bessemer, Ala.  
(McAdory)

**11**

### CAREER

Instinctive linebacker who has persevered through injuries and become one of the heart and soul leaders of the defense ... Suffered three torn ACLs (one in his right knee in high school and two in his left knee at the college level) ... Made a speedy recovery and played the entire 2016 season ... Blossomed in the spring under new defensive coordinator Todd Grantham and is expected to play the mic linebacker position in 2017 ... Played in 26 games with no starts.

### 2016 JUNIOR SEASON

Competed for the Bulldogs in all 13 games during the 2016 campaign with no starts ... Tallied 37 total tackles, including 2.5 tackles for loss ... Recorded a career-high five tackles three times during his junior season: at LSU (9/17), at Alabama (11/12) and vs. Arkansas (11/29) ... Forced two Leonard Fournette fumbles in the fourth quarter at LSU, including first of his career ... Recorded his first career tackle for loss along with three more tackles at BYU (10/14) ... Credited with a career-high 1.5 tackles for loss against Arkansas (11/19).

### 2015 SOPHOMORE SEASON

Played in seven games with no starts ... Suffered torn ACL in his left knee in the second half of the Louisiana Tech game (10/17) and missed the final six games of the year ... Accumulated nine tackles on the year ... Had at least one tackle in all seven games he played ... Recorded two tackles vs. No. 14 LSU (9/12) ... Credited with two stops in the Northwestern State win (9/19).

### 2014 REDSHIRT FRESHMAN SEASON

Saw time in six games as a late-game linebacker and an option for kickoff coverage on special teams ... Collected 10 total tackles, six unassisted ... Made a tackle in five-straight games, four of which were multiple-tackle performances ... Picked up the first tackle of his career vs. Southern Miss (8/30) on a one-yard run in the second quarter ... Made a career-best four tackles against Southern Miss ... Tallied two tackles vs. UAB (9/6), one of which came on special teams kickoff coverage ... Recorded another tackle on kick coverage at LSU (9/13) in the second quarter ... Both of his tackles against Texas A&M (10/4) came as part of the special teams unit ... Suffered a season-ending injury in the form of a torn ACL in his left knee against Auburn (10/11).



## 2013 TRUE FRESHMAN SEASON

Redshirted during initial year on campus.

## HIGH SCHOOL

A high school quarterback who was a three-star prospect by ESPN.com, Scout.com and 247Sports ... Tabbed as the No. 42 prospect in the state of Alabama by ESPN.com ... Noted as having exceptional playmaking skills by ESPN.com ... Ranked as the No. 101 outside linebacker in the country by Scout.com ... Projected as the 36th-best athlete in the country and the 38th-best player, regardless of position, in the state of Alabama by 247Sports ... Earned a place on the Birmingham News Honorable Mention All-West team following junior year ... Team went 6-3 during junior campaign ... Against John Carroll as a junior, completed 10-of-12 passes for 259 yards and two touchdowns in 54-19 victory ... Missed entire senior season after suffering a torn ACL during preseason jamboree contest ... Yellowjackets advanced to Alabama High School Athletic Association Class 5A state finals before falling to Spanish Fort and finishing 15-1 during senior campaign ... Played for head coach David Powell.

## PERSONAL

Born Dezmond Marquell Harris on April 29, 1995, in Bessemer, Ala. ... Parents are Delaina Wilson and Walter Harris ... Majoring in psychology.

### HARRIS' CAREER HIGHS

Tackles: 5, three times, last vs. Arkansas (11-19-16)

Sacks: n/a

Tackles for loss: 1.5, vs. Arkansas (11-19-16)

Forced fumbles: 2, at LSU (9-17-16)

### HARRIS' CAREER DEFENSIVE STATS

YEAR	G/GS	TT	UT	AT	TFL-YDS	SCK-YDS	FF/FR	PBU	INT-YD
2014	6/0	10	6	4	0.0-0	0.0-0	0/0	0	0-0
2015	7/0	9	3	6	0.0-0	0.0-0	0/0	0	0-0
2016	13/0	37	21	16	2.5-11	0.0-0	2/0	0	0-0
<b>TOTALS</b>	<b>26/0</b>	<b>56</b>	<b>30</b>	<b>26</b>	<b>2.5-11</b>	<b>0.0-0</b>	<b>2/0</b>	<b>0</b>	<b>0-0</b>



**GRANT  
HARRIS**  
DEFENSIVE LINE  
6-3 • 285 • Jr. • SQ  
Bolton, Miss.  
(Clinton)

90

## 2015 FALL SEC ACADEMIC HONOR ROLL

## CAREER

Veteran defensive lineman who adds quality depth to the squad ... Played in 11 career games with no starts ... Made six career tackles.

## 2016 SOPHOMORE SEASON

Appeared in six games on the year, including the final four conference games (No. 4 Texas A&M, at No. 1 Alabama, Arkansas and at Ole Miss) ... Recorded two solo tackles in the season-opener against South Alabama (9/3).

## 2015 REDSHIRT FRESHMAN SEASON

Played in five games during the 2015 campaign, making his first-career appearance in a 62-13 victory against Northwestern State ... Recorded a career-high two tackles against Troy (10/10) ... Notched a tackle in two of five games played during the season.

## 2014 TRUE FRESHMAN SEASON

Redshirted during his first year on campus.

## HIGH SCHOOL

A three-year player for head coach Judd Boswell's Arrows ... A three-star recruit according to ESPN.com, Rivals.com, Scout.com and 247Sports ... The 19th-best player in the state and the 56th-best defensive end according to ESPN.com ... Tabbed by Rivals.com as the 16th-best prospect in Mississippi ... Selected to The Clarion-Ledger Dandy Dozen, becoming just the fourth Clinton player to make the list, joining Dontae Walker (1998), Clarence McDougal (2000) and CoCo Hodge (2000) ... Named to the Clarion-Ledger All-Metro First Team ... A member of the MaxPreps 2013 Mississippi Preseason All-State Football Team ... Selected to the 2013 All-Gridiron First Team by the Mississippi Gridiron ... Earned a spot in the Alabama-Mississippi All-Star Classic and the 10th Annual Max Emfinger All-American Bowl ... Named to the 2013 247Sports All-State All-Prospect Second-Team Defense ... Booked 92 tackles during senior year, including 10.0 stops for lost yardage and six sacks ... Added a pair of pass breakups and two forced fumbles ... Selected as the Sept. 13 MaxPreps Defensive Player of the Game after booking 11 tackles against Meridian ... As a junior, tallied 71 hits, 13.0 TFL and 6.0 sacks while forcing one fumble and recovering another ... A second-team All-State selection by the Mississippi Association of Coaches following junior campaign ... Tallied 40 tackles, 8.0 hits for lost yardage and 3.0 sacks during sophomore season ... Did not start playing football until high school after being home schooled prior to eighth grade.

## PERSONAL

Born Grant Everrett Harris on Oct. 7, 1995 ... Father, Reggie, was a two-year starter at linebacker for Hinds Community College before transferring to Delta State ... Reggie was inducted into the Hinds Community College Sports Hall of Fame in 2003 ... Uncle played football at Southern Miss ... Mother is Angela ... Majoring in business administration.

### HARRIS' CAREER HIGHS

Tackles: 2, (twice) last vs. South Alabama (9-3-16)

### HARRIS' CAREER DEFENSIVE STATS

YEAR	G/GS	TT	UT	AT	TFL-YDS	SCK-YDS	FF/FR	PBU	INT-YD
2015	5/0	3	0	3	0.0-0	0.0-0	0/0	0	0-0
2016	6/0	3	0	3	0.0-0	0.0-0	0/0	0	0-0
<b>TOTALS</b>	<b>11/0</b>	<b>6</b>	<b>0</b>	<b>6</b>	<b>0.0-0.0</b>	<b>0.0-0.0</b>	<b>0/0</b>	<b>0</b>	<b>0-0</b>



**KYLIN  
HILL**  
RUNNING BACK  
5-11 • 212 • Fr. • HS  
Columbus, Miss.  
(Columbus)

8

## CAREER

An elite, local running back who arrives at MSU with tremendous potential ... Enrolled in classes in June 2017 and participated in summer workouts ... The highest running back signee for the Bulldogs since Jerious Norwood in 2002.

## HIGH SCHOOL

Blue-chip running back among the best in America ... Ranked No. 6 running back in the nation by 247Sports.com and No. 11 by Scout.com ... Consensus four-star recruit who guided Columbus High School to back-to-back Class 6A playoff appearances ... Tabbed the No. 106 overall player by Scout.com and No. 124 overall by 247Sports.com ... Widely considered the No. 2 overall ranked player in the state ... As a senior, averaged nearly 10 yards per carry and scored 27 touchdowns on the ground with 1,750 yards ... Also used as a slot receiver, racking up 278 receiving yards ... Member of the Clarion-Ledger Dandy Dozen and a first-team all-state recipient ... Captured Columbus-Dispatch's Offensive Player of the Year as a junior and a senior ... Tallied eight 100-yard rushing

games in his final season, including five games of 200-plus and scored in 11 of 12 contests ... Named Mississippi MVP in the 2016 Mississippi-Alabama All-Star Game in December after rushing for 91 yards and one score on 18 carries ... As a junior, rushed for 1,801 yards during an eight-win season, the second-best mark in school history ... Averaged 8.7 yards per carry as a junior in 2015 ... In a 2015 playoff game against Clinton as a junior, dazzled fans with 382 yards rushing and five touchdowns ... Topped over 200 yards rushing four times as a junior ... Coached by Randal Montgomery ... Originally committed to MSU in May 2016.

## PERSONAL

Born Kylin Hill on August 18, 1998 ... Twitter handle is @H\_Kylin.



## BRAXTON HOYETT

DEFENSIVE LINE

6-3 • 304 • Jr. • 1L

Pelham, Ala.

(Pelham)

95

## CAREER

Versatile defensive lineman who looks to take the next step in 2017 ... Played in 20 career games and even sees the field on the line during field goals and PATs.

## 2016 SOPHOMORE SEASON

Saw action in all 13 games with no starts ... Made 15 total tackles including six solo and two tackles for loss ... Recorded a tackle for loss vs. Samford (10/29) and vs. Miami (Ohio) in the St. Petersburg Bowl (12/26) ... Notched a career-high three tackles twice: at Kentucky (10/22) and vs. Miami (Ohio) ... Recovered first fumble of career in win vs. No. 4 Texas A&M (11/5).

## 2015 REDSHIRT FRESHMAN SEASON

Appeared in seven games on the season ... Tallied four tackles and 0.5 tackles for loss ... Recorded a tackle in two games with each of those having been two-tackle performances – vs. Northwestern State (9/19) and Troy (10/10) ... Made his collegiate debut vs. LSU (9/12) and made his first career tackle against Northwestern State (9/19) ... Posted a shared tackle for loss with Nelson Adams vs. Troy (10/10) for a 3-yard loss just before halftime.

## 2014 TRUE FRESHMAN SEASON

Redshirted during first year on campus.

## HIGH SCHOOL

A three-star recruit according to ESPN.com, Rivals.com and 247Sports ... The 30th-best prospect in Alabama, and the 84th-best defensive tackle in the country, according to ESPN.com ... Played for head coach Brett Burnett and helped the Panthers to a 6-5 overall record as a senior ... An AlabamaVarsity.com Super All-State Second Team selection and a Friday Night Fuel Team Alabama Defense pick ... Earned a spot in the Alabama-Mississippi All-Star Classic ... Made 73 tackles with 9.0 tackles for loss and 3.0 sacks while adding one fumble recovery during senior year ... As a junior, booked 101 tackles with 15.0 TFL and 10.0 sacks ... Broke up three passes as a junior ... Ran track for Pelham and was the Shelby County champion in the shot put with a throw of 42-feet, 9.5 inches.

## PERSONAL

Born Braxton Keyonte Hoyett on Feb. 5, 1996, in Alexander City, Ala. ... Parents are Lasonjia and Nicholas Hoyett ... Has one sibling, Braylon ... Majoring in communication.

## HOYETT'S CAREER HIGHS

Tackles: 3, twice, last vs. Miami (Ohio) (12-26-16)

Tackles for loss: 1, twice, last vs. Miami (Ohio) (12-26-16)

Fumble Recoveries: 1, vs. Texas A&M (11-5-16)

## HOYETT'S CAREER DEFENSIVE STATS

YEAR	G/GS	TT	UT	AT	TFL-YDS	SCK-YDS	FF/FR	PBU	INT-YD
2015	7/0	4	0	4	0.5-2	0.0-0	0/0	0	0-0
2016	13/0	15	6	9	2.0-4	0.0-0	0/1	0	0-0
TOTALS	20/0	19	6	13	2.5-6	0.0-0	0/1	0	0-0



## JAMES JACKSON

DEFENSIVE LINE

6-3 • 335 • Fr. • HS

Pascagoula, Miss.

(Pascagoula)

91

## CAREER

Young defensive line prospect out of Pascagoula who was an early enrollee in January 2017 and went through spring practice.

## HIGH SCHOOL

A three-star prospect according to 247Sports, Scout.com and ESPN.com ... Widely considered the top defensive tackle prospect in the state ... Rated the No. 21 overall prospect in the state by Scout.com and No. 25 by 247Sports and ESPN.com ... Participated in the 2016 Alabama-Mississippi All-Star Game ... Played on both sides of the ball and finished with 26 tackles as a senior ... Originally committed to MSU on April 6, 2016 ... Coached by Lewis Sims.

## PERSONAL

Born James Jackson on Nov. 5, 1998.



## JESSE JACKSON

WIDE RECEIVER

6-2 • 210 • Jr. • 2L

Petal, Miss.

(Petal)

86

## 2016 SEC FALL ACADEMIC HONOR ROLL

## CAREER

Lengthy receiver looking to burst onto the scene as a junior ... Enters his fourth year with the program and played in 25 games.

## 2016 SOPHOMORE SEASON

Played in all 13 games during the 2016 campaign, with his first career start coming at UMass (9/24) ... Caught a 7-yard pass at Kentucky, representing the first of his career (10/22) ... Named to the 2016 SEC Academic Honor Roll.



**2015 REDSHIRT FRESHMAN SEASON**

Played in 12 games but did not record any statistics.

**2014 TRUE FRESHMAN SEASON**

Redshirted during first year on campus.

**HIGH SCHOOL**

A four-star recruit according to ESPN.com and checked in No. 129 on the ESPN300 list ... The fourth-best in-state prospect according to ESPN.com ... Selected to participate in the 2014 Under Armour All-America High School Football Game ... Played for head coach Marcus Boyles ... A three-star prospect according to Scout.com and 247Sports ... Slated at No. 4 on The Mississippi Press' Fantastic 15 list of the state's top collegiate football prospects at the beginning of the season ... A member of the MaxPreps 2013 Mississippi Preseason All-State Football Team ... Selected to the 2013 All-Gridiron First Team by the Mississippi Gridiron ... Named to the 2013 247Sports All-State All-Prospect Second-Team Offense ... Rated as the No. 27 wide receiver in the nation by the 247Sports Composite ... Finished the year as the No. 11 recruit in Mississippi according to Scout.com ... Helped Petal to a 10-3 record and a trip to the second round of the Mississippi High School Athletic Association Class 6A state playoffs ... Did not play entire senior season due to injury suffered during 42-7 win against Jim Hill ... Prior to injury, caught 22 passes for 332 yards and three touchdowns ... As a junior, hauled in 39 passes for 842 yards and 11 TDs ... Tallied 1,018 all-purpose yards as a junior after adding 176 yards on kickoff returns ... Contributed on defense with 17 tackles during junior campaign ... Transitioned from quarterback to wide receiver following freshman year ... Also played basketball as a freshman at Petal and played baseball as a freshman and sophomore.

**PERSONAL**

Born Jesse Tyler Jackson on Dec. 15, 1995, in Hattiesburg, Miss. ... Parents are Otis and Angela ... Mother, Angela, played basketball at Southern Miss (1997-2000) and spent time with the WNBA's Cleveland Rockers and Portland Fire ... Has two siblings – Jayden and Jaycee ... Majoring in industrial technology.

**JACKSON'S CAREER HIGHS**

Receptions – 1, at Kentucky (10-22-16)

Receiving Yards – 7, at Kentucky (10-22-16)

Receiving Touchdowns – n/a

Longest Reception – 7, at Kentucky (10-22-16)

**JACKSON'S CAREER RECEIVING STATS**

YEAR	G/GS	NO.	YDS	AVG.	TD	LP/OPPONENT
2015	12/0	0	0	0.0	0	N/A
2016	13/1	1	7	7.0	0	7 / KENTUCKY
<b>TOTALS</b>	<b>25/1</b>	<b>1</b>	<b>7</b>	<b>7.0</b>	<b>0</b>	<b>7 / KENTUCKY</b>



**ELGTON JENKINS**  
OFFENSIVE LINE  
6-4 • 313 • Jr. • 2L  
Clarksdale, Miss.  
(Clarksdale)

**74**

**2015 SEC FIRST-YEAR ACADEMIC HONOR ROLL****CAREER**

Valuable offensive lineman who developed into a force as a sophomore ... Can play every position on the line ... Played in 23 career games with eight starts – five at left tackle, two at left guard and one at right tackle ... Could be in the mix at center this season.

**2016 SOPHOMORE SEASON**

Played in 12 games with five starts ... Did not play against Samford (10/29) ... According to Pro Football Focus College, ranked second in the SEC in pass block efficiency with a 97.8 percentile ... Was in on 514 snaps during the year, including a season-high 70 in a dominating performance against No. 4 Texas A&M (11/5) ... Started at left tackle the first three games of the year – South Alabama (9/3), South Carolina (9/10) and LSU (9/17) and then moved to guard ... Started at left guard at Ole Miss (11/26) and in the St. Petersburg Bowl (12/26).

**2015 REDSHIRT FRESHMAN SEASON**

Played in 11 games with three starts ... Started at left tackle against Troy (10/10) and Ole Miss (11/28) ... Started at right tackle at Arkansas (11/21) ... Saw action in 420 snaps during the regular season ... Played in 54 snaps during his first career start vs. Troy ... Played a season-high 87 snaps during start at Arkansas ... Did not play against LSU and Missouri.

**2014 TRUE FRESHMAN SEASON**

Redshirted during first year on campus ... Named to the SEC Academic Honor Roll.

**HIGH SCHOOL**

A three-star recruit according to 247Sports ... Rated as the 15th best prospect in Mississippi by 247Sports ... Was a high school teammate of fellow MSU teammate signee J.T. Gray as a senior ... Two are the first SEC prospects from Clarksdale since Charles Mitchell went to the NFL after four years at Mississippi State ... Earned Second-Team 5A Mississippi Association of Coaches All-State honors as a senior ... Selected to play for the North Team as an offensive lineman in the Bernard Blackwell All-Star Football Game following final year ... Earned a place on the Mississippi High School Athletic Association (MHSAA) Region 1-5A First All-Region Team ... Played for head coach Henry Johnson and helped the Cougars to a 7-5 record in 2013 ... Team advanced to the second round of the MHSAA 5A state playoffs after a 38-21 victory against Ridgeland in the postseason opener ... Played on both sides of the line during final campaign ... Collected 19 tackles with 2.0 sacks in 2014.

**PERSONAL**

Born Elgton Torrance Jenkins Jr. on Dec. 26, 1995 ... Nickname is "Big E" ... Parents are Delandra and Elgton Jenkins Sr. ... Has two siblings – Indigol and Jerry ... All-time favorite MSU player is Mario Haggan ... Majoring in industrial technology.



**JUSTIN JOHNSON**  
TIGHT END  
6-3 • 247 • Jr. • 2L  
Birmingham, Ala.  
(Hoover)

**81**

**2016 SEC FIRST-YEAR ACADEMIC HONOR ROLL****CAREER**

Extremely athletic playmaker who will once again play a pivotal role at tight end ... Bulkied up this offseason ... Played in 24 career games with two starts ... Made 10 catches for 75 yards and one touchdown ... Arrived in Starkville after a stellar prep career at Alabama high school powerhouse Hoover.

**2016 SOPHOMORE SEASON**

Played in all 13 games with two starts ... Earned the first two starts of his career in victories against South Carolina and Ole Miss ... Snagged a total of five passes for 34 yards ... Caught two passes for 22 yards in the season-opener against

South Alabama (9/3) ... Had one catch for five yards at No. 1 Alabama (11/12) ... Grabbed an eight yard pass in the St. Petersburg Bowl against Miami (Ohio) (12/26).

## 2015 TRUE FRESHMAN SEASON

Played in 11 games as a reserve tight end ... Did not play against Missouri and Ole Miss ... Hauled in five passes for 41 yards with one touchdown ... Scored a touchdown in his collegiate debut at Southern Miss (9/5), finishing with two catches for 17 yards ... TD came on a 5-yard pass from Dak Prescott in the second quarter that gave the Bulldogs the lead for good ... Had one catch for nine yards against No. 14 LSU (9/12) ... Also had one catch for six yards against Troy (10/10) and one catch for nine yards against Kentucky (10/24) ... Member of the SEC Academic Honor Roll.

## HIGH SCHOOL

A three-star wide out by ESPN, Scout, Rivals and 247Sports ... Rated the 50th-best receiver according to Rivals.com ... Ranked the No. 1 receiver in the state of Alabama by Rivals.com, Scout.com and 247Sports ... An AlabamaVarsity.com Preseason First-Team All-State selection ... Member of the 2014 Hoover squad that won the 7A state championship game under head coach Josh Niblett ... Caught 22 passes for 297 yards and two touchdowns as a senior despite battling through knee tendonitis ... Racked up 617 receiving yards and six touchdowns as a junior ... Caught three passes for 49 yards, including the game-winning touchdown, in the Alabama-Mississippi All-Star Classic at the end of his senior season ... Committed to Mississippi State in July 2014.

## PERSONAL

Born Justin Johnson on Nov. 8, 1996, in Birmingham, Ala. ... Son of Eric and Kenya Johnson ... Has six siblings – Eric, Raelan, Daednan, Kennedi, Jordan and Evann ... Majoring in criminology ... Twitter handle is @JustinJohnson1.

## JOHNSON'S CAREER HIGHS

Receptions – 2, (twice) last vs South Alabama (9-3-16)  
Receiving Yards – 22, vs South Alabama (9-3-16)  
Receiving Touchdowns – 1, at Southern Miss (9-5-15)  
Longest Reception – 18, vs South Alabama (9-3-16)

## JOHNSON'S CAREER RECEIVING STATS

YEAR	G/GS	NO.	YDS	AVG.	TD	LP/OPPONENT
2015	11/0	5	41	8.2	1	12 / USM
2016	13/2	5	34	6.8	0	18 / USA
TOTALS	24/2	10	75	7.5	1	18 / USA



# DONTEA JONES

## TIGHT END

6-4 • 222 • RFr. • RS

McCool, Miss.

(Jireh [N.C.] Prep)

84

## CAREER

Talented redshirt freshman that will look to make an impact this fall ... Had an outstanding spring.

## 2016 TRUE FRESHMAN SEASON

Redshirted during initial year with the program after officially enrolling at MSU in January 2016.

## HIGH SCHOOL

A consensus three-star recruit by 247Sports.com, Rivals.com and ESPN.com ... Played wide receiver in high school at Louisville before playing a season at

tight end at Jireh Preparatory Academy ... Coached by M.C. Miller with the Louisville Wildcats ... Caught 43 passes for 774 yards and 11 touchdowns as a junior in high school ... Had a breakout sophomore season, hauling in 45 passes for 714 yards and scored 14 touchdowns ... Ranked No. 6 in Clarion-Ledger's Targeted 22 ... Member of Clarion-Ledger's Dandy Dozen ... Coached by Ryan Williams at Jireh Prep.

## PERSONAL

Born Dontea Davis Jones on May 19, 1996, in Starkville, Miss. ... Mother is Annie ... Has five siblings – Davis, Monica, Kenisha, Joshua and Franco ... Majoring in human development ... Twitter handle is @donteajones19.



# KENDELL JONES

## DEFENSIVE LINE

6-4 • 281 • So. • SQ

Pinson, Ala.

(Clay-Chalkville)

92

## CAREER

Young defensive tackle who will look to earn an expanded role after seeing limited action last season ... Bulkied up this offseason ... Played in one career game.

## 2016 REDSHIRT FRESHMAN SEASON

Saw the first action of his career in the season opener against South Alabama (9/3), which was his only action of the year.

## 2015 TRUE FRESHMAN SEASON

Redshirted as a true freshman.

## HIGH SCHOOL

A three-star pass rusher by ESPN, Scout, Rivals and 247Sports ... An Alabama Varsity.com Second-Team All-State selection ... Rated the No. 13 player in the state of Alabama by Scout and a top-40 player at his position nationally ... Finished senior season with 77 tackles, 17.5 tackles for loss, 5.5 sacks and one fumble recovery in 2014 ... Helped lead his team to an undefeated 2014 season and a Class 6A state championship under head coach Jerry Hood ... Recorded seven tackles and two tackles for loss in the title game ... Named to the Class 6A All-State Second-Team by the Alabama Sports Writers Association after his senior season ... Also named to the American Family Insurance All-USA Alabama Football Team ... Committed to Mississippi State in June 2014.

## PERSONAL

Born Kendell Jones on Feb. 2, 1997 ... Son of Johnathan and Yolonda Jones ... Majoring in human development.

## JONES' CAREER DEFENSIVE STATS

YEAR	G/GS	TT	UT	AT	TFL-YDS	SCK-YDS	FF/FR	PBU	INT-YD
2014	1/0	0	0	0	0.0-0	0.0-0	0/0	0	0-0
TOTALS	1/0	0	0	0	0.0-0	0.0-0	0/0	0	0-0





**KOBE JONES**  
DEFENSIVE LINE  
6-4 • 275 • RFr. • RS  
Starkville, Miss.  
(Starkville)

52

## 2016 SEC FIRST-YEAR ACADEMIC HONOR ROLL

### CAREER

Powerful defensive lineman set to make his much-anticipated debut in 2017 after redshirting last fall ... Excelled this spring and will be part of the first rotation ... Local product who was high school teammates with Willie Gay at Starkville ... Earned his way onto the SEC Honor Roll in his first year on campus.

### 2016 TRUE FRESHMAN SEASON

Redshirted during first season on campus.

### HIGH SCHOOL

Outstanding local defensive line prospect out of Starkville High School ... Tabbed as a four-star recruit by 247Sports.com, Scout.com and ESPN.com ... Rated as the No. 178 overall prospect in America in the ESPN300 ... Pegged as the No. 7 prospect in Mississippi and the No. 3 defensive lineman in the state by ESPN.com ... Rated as the No. 25 defensive end prospect in the nation by Scout.com ... Played in the Mississippi-Alabama All-Star game at Southern Miss ... Helped lead Starkville to the 2015 Class 6A state championship and a 14-1 record ... Recorded 33 tackles (21 solo), 9 TFL, 5 pass deflections, a forced fumble and a fumble recovery during his senior season ... Member of the Clarion-Ledger Dandy Dozen ... Racked up 20 total tackles and 6 tackles for loss in his junior season ... Was coached in high school by Ricky Woods.

### PERSONAL

Born Kobe Montrell Jones on May 10, 1998 ... Parents are Telesia and Melvin Jones ... Has three sisters – Kelsey, Kierra and Monica, and two brothers – Jamal and Kule ... Twitter handle is @IamKobeJones ... Majoring in business administration.



**TRAVER JUNG**  
LINEBACKER  
6-4 • 226 • Sr. • 1L  
Greenville, Miss.  
(Holmes [Miss.] CC)

3

### CAREER

Talented, hard-hitting linebacker who enters his third and final year with the program ... Likely to see significant action at Will linebacker and saw plenty of time inside during the spring ... Played mostly on the outside as a junior in 2016 ... Gained two years of experience playing at Holmes Community College before enrolling at MSU.

## 2016 REDSHIRT JUNIOR SEASON

Played in 13 games with two starts – vs. Texas A&M and at Ole Miss ... Saw action at the STAR position and finished with 25 tackles and three tackles for loss ... Collected a tackle for loss and 0.5 sacks in his SEC debut against South Carolina (9/10) ... Had one tackle for loss and forced fumble that led to a turnover on the final play of regulation at BYU (10/14) ... Notched one punishing sack in big win over No. 4 Texas A&M (11/5) ... Made a season-high five tackles in his second start of the year at Ole Miss (11/26).

## 2015 JUNIOR SEASON

Redshirted during initial year with the program.

## JUNIOR COLLEGE

A four-star JUCO linebacker by ESPN.com ... Rated three stars by ESPN, 247Sports and Rivals ... Suited up for two years at Holmes Community College under head coach Jeff Koonz ... Ranked the second-best junior college linebacker by ESPN.com and the 13th-best junior college player by 247Sports ... Timed in the 40-yard dash with a 4.4 ... Earned Mississippi Association of Community and Junior Colleges (MACJC) First-Team All-State and All-Region honors in 2014 after recording 34 tackles, six pass deflections, three sacks, three tackles for loss, two interceptions and two blocked kicks ... Also received MACJC First-Team All-State accolades as a freshman with 70 tackles, 11 tackles for loss and one forced fumble ... Committed to Mississippi State in October 2014.

## HIGH SCHOOL

Burst onto the scene as a senior at Greenville Weston High School, tallying 85 tackles, 8.5 tackles for loss, two fumble recoveries and one interception in his second season playing football ... A high school teammate of current Bulldog Gerri Green.

## PERSONAL

Born Traver Stefon Jung on Nov. 5, 1994 ... Son of Stephanie Jung ... Has two siblings – Xavies and Soraya ... Wears the No. 3 as a tribute to his grandmother ... Majoring in criminology.

### JUNG'S CAREER HIGHS

Tackles: 5, at Ole Miss (11-26-15)  
Tackles for Loss: 1.0, (three times), last vs. Texas A&M (11-5-16)  
Sacks: 1.0, (twice), last vs. Texas A&M (11-5-16)  
Forced Fumbles: 1, at BYU (10-14-16)  
Fumble Recoveries: 1, vs. Auburn (10-8-16)  
Pass Breakups: 2, vs. Samford (11-29-16)

### JUNG'S CAREER DEFENSIVE STATS

YEAR	G/GS	TT	UT	AT	TFL-YDS	SCK-YDS	FF/FR	PBU	INT-YD
2016	13/2	25	18	7	3.0-8	2.5-5	1/1	5	0-0
<b>TOTALS</b>	<b>13/2</b>	<b>25</b>	<b>18</b>	<b>7</b>	<b>3.0-8</b>	<b>2.5-5</b>	<b>1/1</b>	<b>5</b>	<b>0-0</b>



**JAQUARIUS LANDREUS**  
DEFENSIVE BACK  
6-0 • 195 • Jr. • JC  
Summit, Miss.  
(Copiah-Lincoln CC)

28

### CAREER

Versatile junior college secondary prospect who enrolled at MSU in January 2017 ... Went through spring practice.

## JUNIOR COLLEGE

A consensus three star prospect out of Copiah-Lincoln ... Ranked the No. 83

overall junior college prospect by Scout.com and the No. 93 overall by 247Sports.

## HIGH SCHOOL

Saw action in 26 games over his four-year varsity career at McComb High School, playing both offense and defense ... Rushed for an average of 8.0 yards per carry over the course of his varsity career ... As a senior, rushed for 872 yards on 103 carries with three 100+ yard games ... Also had 424 career receiving yards and five touchdowns.

## PERSONAL

Born Jaquarius Landrews on Sept. 19, 1996 ... Majoring in kinesiology.



# DONTAVIAN LEE

## RUNNING BACK

6-1 • 235 • Jr. • 2L

Hattiesburg, Miss.

(Forrest County Agricultural)

28

## CAREER

Powerful running back who enters his third year with the program ... Has seen time in 23 games in his young career after redshirting in 2014 ... Seeking his first career touchdown.

## 2016 SOPHOMORE SEASON

Participated in all 13 games ... Carried the ball seven times for 27 yards; also caught two passes for five yards ... Tallied a season-high 14 yards vs. Auburn on two carries including a season-long 9-yard carry (10/8) ... Toted the ball eight yards on two carries at Kentucky (10/22) ... Caught one pass for five yards at Alabama (11/12).

## 2015 REDSHIRT FRESHMAN SEASON

Saw action in 10 games with no starts as a backup running back ... Did not play against Missouri (11/5), Alabama (11/14) or Arkansas (11/21) ... Rushed 22 times for 137 yards and added two catches for 15 yards ... Made his collegiate debut in the season-opening victory at Southern Miss (9/5), rushing once for six yards ... Carried the ball five times for a season-high 57 yards against Northwestern State (9/19) ... Averaged a game-high 8.8 yards per carry in the Troy victory ... Ran three times for 21 yards and caught one pass for 11 yards against Louisiana Tech (10/17).

## 2014 TRUE FRESHMAN SEASON

Redshirted during initial year with the program.

## HIGH SCHOOL

A three-star recruit according to ESPN.com, Rivals.com and 247Sports for head coach Larry Dolan ... Earned a spot on the Mississippi High School Football Coaches Class 4A First-Team All-State Offense squad as a senior and the second team as a junior ... The 59th-best running back in the country according to Scout.com and rated as the 23rd-best prospect in the state by ESPN.com ... A member of the MaxPreps 2013 Mississippi Preseason All-State Football Team ... Named to the 2013 247Sports All-State All-Prospect Second-Team Offense ... Selected to the 2013 All-Gridiron Second Team by the Mississippi Gridiron ... Checked in at No. 17 in the Clarion-Ledger's Targeted 22 ... Took part in the Mississippi-Alabama All-Star Classic ... Carried Forrest County to the Mississippi High School Athletic Association 4A state championship with a 21-6 victory against Lafayette ... Title was the first in the history of the Aggie program, which finished the campaign with a 13-2 overall record and made its initial appearance in the state finals ... In the championship game, rushed for 43 yards and had a key 15-yard touchdown reception that put the Aggies ahead 21-6 with 4:20 remaining in the third quarter ... In the state quarterfinal game versus St.

Stanislaus, tallied 253 all-purpose yards, including 90 rushing and 128 receiving ... For the season, gained 1,590 yards rushing on 222 carries and registered 13 touchdowns while hauling in 29 passes for 432 yards and eight scores as a senior ... Defensively, tallied 43 tackles (31 solo stops), 5.0 tackles for lost yardage, 1.0 sack, four fumble recoveries and two forced fumbles as a linebacker ... Tallied a pair of defensive touchdowns with a fumble and interception return for TDs ... Returned 11 kickoffs for 250 yards ... As a junior, carried the ball 138 times for 1,392 yards and 13 touchdowns ... As a sophomore was named a Hattiesburg American All-Star ... Recorded 1,163 rushing yards on 167 carries and scored seven touchdowns as a sophomore ... Added nine receptions for 242 yards and four scores that year ... Also participated in basketball and track for Forrest County ... In track, ran the 100-meter dash and threw the shot put.

## PERSONAL

Full name is Dontavian Da'Shun Lee ... Born April 27, 1996 ... Mother is Kathy Gilbert ... Majoring in kinesiology ... Twitter handle is @dontavianlee.

## LEE'S CAREER HIGHS

Rush attempts: 5, (three times) last vs. Kentucky (10-24-15)

Rush yards: 57, vs. Northwestern State (9-19-15)

Rush TDs: n/a

Long rush: 24, vs. Northwestern State (9-19-15)

Receptions: 1, (four times) last vs. Alabama (11-12-16)

Receiving yards: 11, vs. Louisiana Tech (10-17-15)

Long reception: 11, vs. Louisiana Tech (10-17-15)

## LEE'S CAREER RUSHING STATS

YEAR	G/GS	NO.	YDS	AVG.	TD	LP/OPPONENT
2015	10/0	22	137	6.2	0	24 / NW STATE
2016	13/0	7	27	3.9	0	9 / AUBURN
<b>TOTALS</b>	<b>23/0</b>	<b>29</b>	<b>164</b>	<b>5.7</b>	<b>0</b>	<b>24 / NW STATE</b>

## LEE'S CAREER RECEIVING STATS

YEAR	G/GS	NO.	YDS	AVG.	TD	LP/OPPONENT
2015	10/0	2	15	7.5	0	11 / LA TECH
2016	13/0	2	5	2.5	0	5 / ALABAMA
<b>TOTALS</b>	<b>23/0</b>	<b>4</b>	<b>20</b>	<b>5.0</b>	<b>0</b>	<b>11 / LA TECH</b>



# LEO LEWIS

## LINEBACKER

6-2 • 235 • So.

Brookhaven, Miss.

(Brookhaven)

10

## 2016 FWAA FRESHMAN ALL-AMERICAN 2016 SEC DEFENSIVE FRESHMAN OF THE YEAR

(ATHLON SPORTS)

2016 ALL-SEC FRESHMAN TEAM (COACHES)

2016 SEC FRESHMAN OF THE WEEK (AT OLE MISS)

## CAREER

One of the nation's top young linebackers who will be a leader of the defense in 2017 ... The SEC's returning Defensive Freshman of the Year ... Made his debut last season after redshirting in the fall of 2015 ... Instinctive and has a knack for finding the football ... A freshman All-America selection in 2016, he started all 13 games ... Is MSU's leading returning tackler ... Owns two double-digit tackle performances ... Has done numerous hours of community service from visiting grade schools and the Montgomery Gardens retirement home ... Came to MSU as the top inside linebacker prospect in the nation.



## 2016 REDSHIRT FRESHMAN SEASON

The first Football Writers Association Freshman All-American in MSU history ... Accumulated 79 tackles in his debut season, which led all SEC freshmen and was 30 better than the next closest one ... Ranked 13th among all players in the league in tackles and added 4.5 tackles for loss and one sack ... Ranked seventh nationally in tackles among freshmen ... Selected as the SEC Freshman Defensive Player of the Year by Athlon Sports ... Started all 13 games at Will linebacker ... Produced the highest tackle total by an MSU freshman since Bernardrick McKinney (now with Houston Texans) in 2012 ... Voted Freshman All-SEC by the league's coaches ... Led the Bulldogs in tackles in three contests – South Alabama, LSU and BYU ... In his first collegiate game, earned the start and led MSU in tackles with nine, including two for loss, against South Alabama (9/3) ... Posted a game-high 10 tackles in his first career road game at LSU (9/17) ... Outstanding game at BYU (10/14), registering a season-high 12 tackles, including seven of the solo variety ... Named SEC Freshman of the Week in helping lead MSU past Ole Miss (11/26) ... Gathered six tackles, his first career sack and had 1.5 tackles for loss in the 55-20 win over the Rebels ... Became the first SEC Freshman of the Week since Chris Jones (now with Kansas City Chiefs) on Dec. 2, 2013 ... Collected seven tackles in the St. Petersburg Bowl (12/26).

## 2015 TRUE FRESHMAN SEASON

Redshirted during first year on campus.

## HIGH SCHOOL

The nation's top inside linebacker recruit ... A consensus four-star prospect ranked the No. 2 overall player in the state of Mississippi ... Tabbed the nation's No. 43 overall prospect by Rivals.com, No. 60 overall by ESPN.com and No. 63 by 247Sports ... Member of the Clarion-Ledger Dandy Dozen and was a first-team All-American by USA Today ... One of five finalists for the 2014 Dick Butkus Award, which goes to the nation's top linebacker ... As a senior, recorded 76 tackles (58 solo) and two tackles for loss ... Also had a fumble recovery and one sack for an eight yard loss ... Played in the Under Armour All-American game ... Finished with 100 tackles, five sacks, seven quarterback hurries, four forced fumbles and an interception as a junior in 2013 ... Coached by Tommy Clopton.

## PERSONAL

Born Leo Lewis on Nov. 25, 1996 ... Son of Leo Lewis Jr. and Tina Henderson ... Majoring in kinesiology.

### LEWIS' CAREER HIGHS

Tackles: 12, at BYU (10-14-16)

Tackles for loss: 2, vs. South Alabama (9-3-16)

Sacks: 1, at Ole Miss (11-26-16)

### LEWIS' CAREER DEFENSIVE STATS

YEAR	G/GS	TT	UT	AT	TFL-YDS	SCK-YDS	FF/FR	PBU	INT-YD
2016	13/13	79	35	44	4.5-9	1.0-2	0/0	1	0-0
<b>TOTALS</b>	<b>13/13</b>	<b>79</b>	<b>35</b>	<b>44</b>	<b>4.5-9</b>	<b>1.0-2</b>	<b>0/0</b>	<b>1</b>	<b>0-0</b>



## MARK McLAURIN

### DEFENSIVE BACK

6-2 • 215 • Jr. • 2L

Collins, Miss.

(Collins)

41

## 2016 SEC FALL ACADEMIC HONOR ROLL

## CAREER

Smart, instinctive safety who is likely to start after a breakout sophomore

campaign ... Teams with Brandon Bryant to form one of the top safety tandems in the SEC ... Played in 13 games with six starts ... Collected four turnovers in his career, including two interceptions and two fumble recoveries ... Returned one fumble for a touchdown ... Totaled 71 tackles in two seasons ... An honor student in the classroom.

## 2016 SOPHOMORE SEASON

Burst onto the scene in 2016, earning a starting safety spot midway through the year ... Played in all 13 games with six starts ... Starts came against BYU, Kentucky, Samford, Texas A&M, Alabama and Arkansas ... Accounted for 51 tackles with two behind the line of scrimmage ... Ranked second on the team in interceptions with two (BYU, Texas A&M) ... Led the squad in fumble recoveries with two ... His seven passes defended was second on the team ... Tallied a season-high 10 tackles and one pass breakup against Auburn (10/8) ... Broke into the starting lineup at BYU (10/14) and collected his first career interception, returning it 27 yards in the second quarter ... A week later in start at Kentucky (10/22), scooped up a fumble and took it back 81 yards for a touchdown to put the Bulldogs back in the game in the fourth quarter ... Sealed the victory for MSU over No. 4 Texas A&M (11/5) with a diving interception at midfield and 0:27 remaining ... His tackles for loss came against South Alabama and Texas A&M.

## 2015 TRUE FRESHMAN SEASON

Saw time in 12 games on the year, missing only the opener at Southern Miss (9/5) ... Notched 20 tackles (10 solo) and three pass breakups ... Made a tackle in 10 games with multiple-tackle performances in six of those – Northwestern State (9/19), Troy (10/10), Kentucky (10/24), Missouri (11/5), Ole Miss (11/28), NC State (12/30) ... Tallied one pass break up in three games – vs. Northwestern State (9/19), Troy (10/10) and Kentucky (10/24) ... Made a season-high three tackles in four games with all three of those at Missouri (11/5) solo.

## HIGH SCHOOL

Solid defensive back awarded four starts by 247Sports ... Played wide receiver and safety and was the No. 8 ranked player in Mississippi by 247Sports ... Ranked No. 14 in the state by Scout.com and No. 26 by ESPN.com who also had him as a three-star recruit ... A three-star prospect according to Rivals.com who was the No. 18 player in the state ... Helped Collins to be crowned the 2014 Class 3A State Champions and a 14-2 record during his senior season ... In 16 games played during his senior season, recorded 35 receptions for 665 yards and eight touchdowns as a receiver ... As a safety in 2014, recorded 38 total tackles and five for loss ... Also picked off seven passes, deflected four passes, recovered three fumbles and caused one ... Played baseball, basketball and football in high school ... Coached by Ryan Earnest ... Committed to Mississippi State in July 2014.

## PERSONAL

Born Mark Lamar McLaurin on April 11, 1997 ... Son of Tijuana and Mark McLaurin ... Has six siblings – Tela, Meshia, Stokes, Jaylen, Mike and Devion ... A business administration major.

### McLAURIN'S CAREER HIGHS

Tackles: 10, vs. Auburn (10-8-16)

Tackles for loss: 1.0, (twice) last vs. Texas A&M (11-5-16)

Sacks: 1.0, vs. Texas A&M (11-5-16)

Interceptions: 1, (twice) last vs Texas A&M (11-5-16)

Pass breakups: 1, (8x) last vs. Miami (Ohio) (12-26-16)

### McLAURIN'S CAREER DEFENSIVE STATS

YEAR	G/GS	TT	UT	AT	TFL-YDS	SCK-YDS	FF/FR	PBU	INT-YD
2015	12/0	20	10	10	0.0-0	0.0-0	0/0	3	0-0
2016	13/6	51	28	23	2.0-5	1.0-4	0/2	5	2-27
<b>TOTALS</b>	<b>25/6</b>	<b>71</b>	<b>38</b>	<b>33</b>	<b>2.0-5</b>	<b>1.0-4</b>	<b>0/2</b>	<b>8</b>	<b>2-27</b>



## OSIRUS MITCHELL

WIDE RECEIVER

6-4 • 207 • RFr. • RS

Sarasota, Fla.

(Booker)

87

### CAREER

Redshirt freshman receiver with length ... Bulkied up and looking to become a playmaking target for Nick Fitzgerald ... Signed with MSU late and redshirted in 2016.

### 2016 TRUE FRESHMAN SEASON

Redshirted during initial year with the program.

### HIGH SCHOOL

Rated a three-star prospect by 247Sports.com and Rivals.com ... An imposing, physical receiver who averaged 21.7 yards per catch during his junior season at Booker High School.

### PERSONAL

Born Osirus Mitchell on Sept. 15, 1997 ... Majoring in human development.



## KEITH MIXON

WIDE RECEIVER

5-8 • 187 • So. • 1L

Birmingham, Ala.

(Shades Valley)

23

### CAREER

An all-purpose threat who plays the slot receiver position and can be counted on in the return game ... One of the fastest players on the team who carries the nickname "Pocket Rocket" as issued by his former roommate and now Carolina Panther Fred Ross ... Saw his first career action in 2016 after redshirting as a true freshman in 2015 ... Played running back in high school and moved to receiver when he arrived at MSU ... Played in 13 games with one start and has one touchdown to his credit.

### 2016 REDSHIRT FRESHMAN SEASON

Saw playing time in all 13 games, earning his first start against LSU (9/17) ... Finished with 611 all-purpose yards and ranked fourth on the team in receiving with 19 catches for 228 yards and two touchdowns ... Second on the squad in kick return yardage, racking up 277 on 11 attempts and averaging 25.2 yards per return ... Tallied 21 all-purposes yards with two catches and two rushes in his first career game against South Alabama (9/3) ... Scored the first touchdown of his career on a 37-yard pass from Nick Fitzgerald against Auburn (10/8) ... Put MSU on the board at BYU (10/14) with a 44-yard touchdown catch in the first quarter and finished with a season-high 69 yards receiving ... Totaled a season-high 118 all-purpose yards at Kentucky (10/22), including a career-long 45-yard kickoff return ... Rushed for 38 yards on five carries, both career highs,

against Samford (10/29) ... Caught a season-best five passes for 54 yards in upset of No. 4 Texas A&M (11/5).

### 2015 TRUE FRESHMAN SEASON

Redshirted during first year on campus.

### HIGH SCHOOL

All-purpose offensive threat out of Shades Valley in Birmingham ... Three-star rating from 247Sports, Rivals.com, Scout.com and ESPN.com ... ESPN.com tabbed him as the No. 34 player in Alabama, while MaxPreps.com had him at No. 18 ... Tallied 73 career touchdowns, including 66 over his last two seasons ... Named to AL.com's A-List of the state's top football prospects in the class of 2015 ... 2014 Birmingham News Metro Offensive MVP ... Racked up 230 all-purpose yards and three touchdowns in the 2014 spring game with two touchdown runs over 60-yards ... Amassed 2,822 all-purpose yards and 35 touchdowns during his junior season in 2013 ... Metro Offensive Player of the Year in 2013, leading Shades Valley to a 10-2 record and into the second round of the Class 6A State Playoffs ... Committed to MSU in July 2014.

### PERSONAL

Born Keith Andre Mixon Jr. on Sept. 17, 1995 ... Son of Reshema and Kenneth Beck ... Has four siblings – Keston, Niah, KJ and Raven ... Majoring in human development.

### MIXON'S CAREER HIGHS

Receptions – 5, vs. Texas A&M (11-5-16)  
 Receiving Yards – 69, at BYU (10-14-16)  
 Receiving Touchdowns – 1, (twice) last at BYU (10-14-16)  
 Longest Reception – 44, at BYU (10-14-16)  
 Carries – 5, vs. Samford (10-29-16)  
 Rushing Yards – 38, vs. Samford (10-19-16)  
 Rushing Touchdowns – n/a  
 Longest Rush – 15, vs. Samford (10-19-16)  
 Kick Returns – 5, vs. Arkansas (11-19-16)  
 Kick Return Yards – 106, vs. Arkansas (11-19-16)  
 Longest Kick Return – 45, at Kentucky (10-22-16)  
 Punt Returns – 1, at Alabama (11-12-16)  
 Punt Return Yards – n/a  
 Longest Punt Return – n/a  
 All-Purpose Yards – 118, at Kentucky (10-22-16)

### MIXON'S CAREER RECEIVING STATS

YEAR	G/GS	NO.	YDS	AVG.	TD	LP/OPPONENT
2016	13/1	19	228	12.0	2	44/ BYU
<b>TOTALS</b>	<b>13/1</b>	<b>19</b>	<b>228</b>	<b>12.0</b>	<b>2</b>	<b>44/ BYU</b>

### MIXON'S CAREER RUSHING STATS

YEAR	G/GS	NO.	YDS	AVG.	TD	LP/OPPONENT
2016	13/1	25	106	4.2	0	15/ SAMFORD
<b>TOTALS</b>	<b>13/1</b>	<b>25</b>	<b>106</b>	<b>4.2</b>	<b>0</b>	<b>15/ SAMFORD</b>

### MIXON'S CAREER KICK RETURN STATS

YEAR	G/GS	NO.	YDS	AVG.	TD	LP/OPPONENT
2016	13/1	11	277	25.2	0	45 / KENTUCKY
<b>TOTALS</b>	<b>13/1</b>	<b>11</b>	<b>277</b>	<b>25.2</b>	<b>0</b>	<b>45 / KENTUCKY</b>

### MIXON'S CAREER PUNT RETURN STATS

YEAR	G/GS	NO.	YDS	AVG.	TD	LP/OPPONENT
2016	13/1	1	0	0.0	0	0 / N/A
<b>TOTALS</b>	<b>13/1</b>	<b>1</b>	<b>0</b>	<b>0.0</b>	<b>0</b>	<b>0 / N/A</b>





## HARRISON MOON

### OFFENSIVE LINE

6-5 • 290 • So. • 1L  
Chattanooga, Tenn.  
(Signal Mountain)

75

### 2016 SEC FALL ACADEMIC HONOR ROLL 2015 SEC FIRST-YEAR ACADEMIC HONOR ROLL

#### CAREER

Smart offensive lineman who will be in the mix at center this season ... Saw his first collegiate action last year after redshirting in 2015 ... After playing mostly on field goal and PAT units as a redshirt freshman, will take the next step this year ... Shined in the spring, seeing most of his action at center ... A two-time member of the SEC Academic Honor Roll.

#### 2016 REDSHIRT FRESHMAN SEASON

Played in 12 games and did not play in the St. Petersburg Bowl ... Did not start any contests ... Saw action on 72 plays, including a season-high nine against Samford ... Made his first action offensively on the line against Texas A&M ... The remainder of his snaps were on special teams throughout the year.

#### 2015 TRUE FRESHMAN SEASON

Redshirted in his first year on campus ... Named to the SEC Academic Honor Roll.

#### HIGH SCHOOL

A three-star lineman by ESPN, Scout, Rivals and 247Sports who began his high school career as a tight end before switching to offensive tackle for his senior season under head coach Bill Price ... Rated the 17th-best player in the state of Tennessee by ESPN.com, as well as the 67th-best tackle prospect ... Ranked the fourth-best tackle in the state by Scout.com ... Was a Dynamite Dozen selection by the Chattanooga Times Free Press prior to his senior season ... Paved the way for ball carriers as Signal Mountain rushed for more than 3,450 yards during the 2014 season ... Named a Tennessee Mr. Football Division I Class 2A finalist as a senior ... Voted to the Tennessee Sports Writers Association Class 4A All-State football team in 2014 ... Named to the American Family Insurance All-USA Tennessee Football Team ... Before moving to tackle, caught five passes for 100 yards as a junior ... Was a member of an undefeated and state championship-winning team after being called up to the varsity squad as a middle school player ... Committed to Mississippi State in June 2014.

#### PERSONAL

Born Harrison Moon on March 12, 1997 ... Son of Mike and Rae Moon ... Has two siblings – Griffin and Diamez ... Majoring in psychology ... Is exceptional at drawing art ... Twitter handle is @harrisonmoon1.



## C.J. MORGAN

### DEFENSIVE BACK

6-0 • 202 • RFr. • RS  
Bossier City, La.  
(Parkway)

29

#### CAREER

Rising safety prospect for MSU, who redshirted last fall and had an outstanding spring 2017.

#### 2016 TRUE FRESHMAN SEASON

Redshirted during his first year with the program.

#### HIGH SCHOOL

Tabbed a four-star prospect by ESPN.com and a three-star recruit by Rivals.com ... Ranked the No. 24 cornerback in the 2016 class by ESPN.com ... The 44th-best cornerback recruit according to 247Sports.com ... Recruited as a defensive back, but played both sides of the ball for head coach David Feaster and the Parkway Panthers ... Also excelled in special teams as kick returner ... 247Sports.com Semper Fi All-American and Shreveport Times "Best of Preps" All-Area team ... In three playoff wins during his senior season, scored via run, pass, catch, kickoff and interception returns ... Collected over 2,000 all-purpose yards and 24 total touchdowns in his senior season, leading the Panthers to a 12-2 record.

#### PERSONAL

Born Cordarius Morgan on April 2, 1998 ... Majoring in political science. 2015



## ALEC MURPHY

### RUNNING BACK

6-0 • 230 • So. • SQ  
Nixa, Mo.  
(Nixa)

26

### SEC FIRST-YEAR ACADEMIC HONOR ROLL

#### CAREER

Sophomore running back who provides more support for State's stable of running backs ... Demonstrated toughness by earning playing time in 2016 on special teams coverage ... Still looking to record first carry of his career ... Played in four games.

#### 2016 REDSHIRT FRESHMAN SEASON

Played in four games during the year with no starts ... Saw most of his playing time on special teams ... Made his collegiate debut at Kentucky and also played against Samford, Texas A&M and Ole Miss ... Recorded three tackles in four games in playing time on special teams ... Made one tackle at Kentucky (10/22), vs. Samford (10/29) and vs. Texas A&M (11/5).

## 2015 TRUE FRESHMAN SEASON

Redshirted during first year on campus.

## HIGH SCHOOL

Arguably, the top running back prospect in the state of Missouri ... The first Division I prospect to come out of Nixa (Mo.) High School in 20 years ... Consensus three-star back ... Ranked the No. 9 overall player in the state of Missouri by 247Sports Composite, No. 6 by Rivals.com and Scout.com and No. 7 by ESPN.com ... Notched 166 carries for 867 yards and 12 touchdowns in helping Nixa reach the Class 5 state title game as a senior ... Rushed for 1,973 yards and scored 22 touchdowns as a junior in 2013 ... Timed at 4.49 in the 40-yard dash ... Committed to Mississippi State in July 2014 ... Coached by Richard Rehagen.

## PERSONAL

Born Alec Nathaniel Antonio Murphy on March 16, 1996, in Jackson, Miss. ... Son of Leigh Ann and Lerin ... Stepfather Lerin Pruitt attended Mississippi State ... Majoring in marketing.

## MURPHY'S CAREER HIGHS

Rush attempts: n/a

Rush yards: n/a

Rush TDs: n/a

Long rush: n/a

Tackles: 1, (three times) last vs. Texas A&M (11-5-16)

## MURPHY'S CAREER RUSHING STATS

YEAR	G/GS	NO.	YDS	AVG.	TD	LP/OPPONENT
2016	4/0	0	0	0.0	0	N/A
<b>TOTALS</b>	<b>4/0</b>	<b>0</b>	<b>0</b>	<b>0.0</b>	<b>0</b>	<b>N/A</b>



# GABE MYLES

## WIDE RECEIVER

6-0 • 195 • Sr. • 3L

Starkville, Miss.

(Starkville)

# 5

## 2016 SEC FALL ACADEMIC HONOR ROLL 2015 SEC FALL ACADEMIC HONOR ROLL 2014 SEC FALL ACADEMIC HONOR ROLL

## CAREER

Dynamic local receiver who is a versatile threat on special teams as well ... Played in 36 games with seven starts ... Accounted for three touchdowns – two receiving and one rushing ... Hauled in 42 passes for 416 yards ... Three-time member of the SEC Academic Honor Roll ... Switched from No. 35 to No. 5 prior to the 2016 season ... Active in community service.

## 2016 JUNIOR SEASON

Played in all 13 games with four starts at receiver ... Starts came against South Alabama, South Carolina, UMass and Auburn ... Finished with eight catches for 63 yards and no scores ... Best game of the season came in Week 2 start vs. South Carolina as he hauled in three passes for 45 yards ... Had back-to-back catches that set up a touchdown in the second quarter and added a season-long 31-yard grab late in the game against the Gamecocks ... Caught two passes in games against Texas A&M (11/5) and Alabama (11/12).

## 2015 SOPHOMORE SEASON

Saw action in 10 games with no starts ... Missed the Troy, Louisiana Tech and Kentucky games after sustaining an ankle injury at Texas A&M (10/3) ...

Recorded a career-high 111 all-purpose yards in the Northwestern State win (9/19), scoring his first two career touchdowns with 58 receiving yards, 38 yards kick returning and 15 rushing yards ... Both scores came in the first half – a 49-yard TD reception to start the game and a 6-yard run later ... Opened up the scoring at Auburn (9/26), hauling in a 32-yard TD pass from Dak Prescott down the seam to give MSU early lead ... Finished the win at Arkansas (11/21) with a career-high 69 receiving yards on three receptions.

## 2014 REDSHIRT FRESHMAN SEASON

Saw action in all 13 games with three starts at slot receiver ... Proved to be one of the most versatile players on the team, catching 22 passes for 178 yards, rushing four times for 35 yards and completing an 11-yard pass ... Hauled in four catches for 32 yards at No. 8 LSU (9/20) ... Grabbed four passes for 24 yards, rushed once for 20 yards and threw one pass for 11 yards in his first career start against Texas A&M (10/4) ... Totaled three catches for 35 yards in a start versus Auburn (10/11) ... Registered 54 receiving yards on five catches against UT Martin ... Member of the SEC Academic Honor Roll.

## 2013 TRUE FRESHMAN SEASON

Redshirted during initial season with the program.

## HIGH SCHOOL

Talented two-way player from nearby Starkville High ... Rated a three-star prospect by ESPN.com, Scout.com, 247Sports and Rivals.com ... Named the No. 42 best cornerback in the country by 247Sports while earning the distinction of being the seventh-best player in the state regardless of position ... Considered the No. 10 Most Wanted prospect in Mississippi by the Clarion-Ledger ... Led head coach Jamie Mitchell and the Yellow Jackets to a 12-3 record and the 5A state championship ... Played on both sides of the ball at quarterback and defensive back ... Threw for 1,153 yards and 12 touchdowns while running for 554 yards and nine touchdowns ... Made a splash during junior season, leading Starkville to the state championship game and throwing for 1,837 yards and 19 touchdowns while rushing for a team-leading 849 yards and seven scores ... Named by the Mississippi Association of Coaches (MAC) as the Class 5A Offensive MVP and to the first-team all-state following junior season ... Selected as the Starkville Daily News Player of the Year for 2011 ... Started career playing wide receiver and running back during sophomore season ... Started senior year on the Clarion Ledger's Dandy Dozen list ... Named first-team all-state by the Clarion Ledger following senior season ... Made the MAC's list for 5A Player of the Year and first-team all-state honors ... Earned a spot in the Mississippi-Alabama All-Star Classic starting at cornerback but also received snaps at quarterback.

## PERSONAL

Full name is Gabriel McClain Myles ... Born on March 4, 1995 ... Parents are Eddie and Andrea Myles ... Has one brother, Matthew ... His father Eddie played cornerback for the Bulldogs from 1987-90 ... Honor student majoring in kinesiology ... Twitter handle is @GabeMyles5.

## MYLES' CAREER HIGHS

Receptions – 4, (two times) last vs. Texas A&M (10-4-14)

Receiving Yards – 69, at Arkansas (11-21-15)

Receiving Touchdowns – 1, (twice) last at Auburn (9-26-15)

Longest Reception – 49, vs. Northwestern State (9-19-15)

Carries – 2, (four times) last at Missouri (11-5-15)

Rushing Yards – 20, vs. Texas A&M (10-4-14)

Rushing Touchdowns – 1, vs. Northwestern State (9-19-15)

Longest Rush – 20, vs. Texas A&M (10-4-14)

Pass Attempts – 1, (twice) last at Arkansas (11-21-15)

Pass Completions – 1, vs. Texas A&M (10-4-14)

Passing Yards – 11, vs. Texas A&M (10-4-14)

## MYLES' CAREER RECEIVING STATS

YEAR	G/GS	NO.	YDS	AVG.	TD	LP/OPPONENT
2014	13/3	22	178	8.1	0	26 / UT MARTIN
2015	10/0	12	175	14.6	2	49 / NW STATE
2016	13/4	8	63	7.9	0	31 / USC
<b>TOTALS</b>	<b>36/7</b>	<b>42</b>	<b>416</b>	<b>9.9</b>	<b>2</b>	<b>49 / NW STATE</b>



## MYLES' CAREER RUSHING STATS

YEAR	G/GS	NO.	YDS	AVG.	TD	LP/OPPONENT
2014	13/3	4	35	8.8	0	20 / TEXAS A&M
2015	10/0	7	11	1.6	1	9 / NW STATE
2016	13/4	0	0	0	0	N/A
<b>TOTALS</b>	<b>36/7</b>	<b>11</b>	<b>46</b>	<b>4.2</b>	<b>1</b>	<b>20 / TEXAS A&amp;M</b>

## MYLES' CAREER PASSING STATS

YEAR	G/GS	CMP	ATT	INT	PCT	YDS	TD	LP/OPPONENT
2014	13/3	1	1	0	1.000	11	0	11 / TEXAS A&M
2015	10/0	0	1	0	.000	0	0	N/A
2016	13/4	0	0	0	0	0	0	N/A
<b>TOTALS</b>	<b>36/7</b>	<b>1</b>	<b>2</b>	<b>0</b>	<b>.500</b>	<b>11</b>	<b>0</b>	<b>11 / TEXAS A&amp;M</b>



**AARON  
ODOM**  
DEFENSIVE LINE  
6-2 • 265 • Fr. • HS  
Jackson, Miss.  
(Callaway)

**46**

## HIGH SCHOOL

Widely considered the top defensive line prospect in the state of Mississippi ... Jackson native who prepped at Callaway High School ... The lone player in the state of Mississippi to be named to the 2017 Parade All-American First Team ... A four-star recruit by Scout.com and a three-star prospect by 247Sports.com ... Ranked the No.7 overall player in the state by Scout.com and No. 10 by 247Sports.com ... Among the top 22 defensive ends in the country according to Scout.com and a member of the Scout.com 300 ... As a senior, racked up 166 tackles, 28 sacks and 25 tackles for loss ... Returned a fumble for a touchdown in 2016 ... Selected to the 2016 Clarion-Ledger Dandy Dozen ... Shifted from linebacker to defensive end prior to his junior season ... Earned all-state honors as a junior after recording 124 tackles, 28 tackles for loss and 18 sacks in 2015 ... Tallied 32 quarterback hurries and forced two fumbles that same season ... As a sophomore, made 133 tackles, 20 tackles for loss and five sacks ... Coached by Darius Brown ... Invited to play in the Mississippi-Alabama All-Star Game ... Originally committed to MSU in April 2016.

## PERSONAL

Born Aaron Odom on January 3, 1999.



**DAREUAN  
PARKER**  
OFFENSIVE LINE  
6-4 • 320 • RFr. • RS  
Olive Branch, Miss.  
(DeSoto Central)

**56**

## CAREER

Young offensive lineman who will be part of the rotation at guard this season after redshirting in 2016.

## 2016 TRUE FRESHMAN SEASON

Redshirted during his first year on campus.

## HIGH SCHOOL

A consensus three-star offensive lineman out of Olive Branch ... Played a big role at offensive tackle for the Jaguars, allowing them to rush for 240 yards and pass for 166 yards per game in 2015 ... A first-team all-state selection as a senior ... Played in the 2015 Alabama-Mississippi All-Star Game ... Committed to the Bulldogs in March 2015 ... Coached by Matthew Wallace.

## PERSONAL

Born Dareuan Parker on July 24, 1998 ... Majoring in academic affairs.



**JAMAL  
PETERS**  
DEFENSIVE BACK  
6-2 • 218 • Jr. • 2L  
Bassfield, Miss.  
(Bassfield)

**2**

## CAREER

Lengthy, athletic playmaker who will line up at cornerback for the second straight season ... Played his 2015 true freshman year at safety and made the switch to corner during the 2016 season ... Thrust into cornerback role midway through 2016 due to injuries in the secondary ... At 6-foot-2 can matchup with most lengthy receivers in the league ... Played in 24 games with four starts ... Forced four turnovers during his career – two interceptions and two forced fumbles ... Arrived at MSU as the No. 1 high school player in the state of Mississippi.

## 2016 SOPHOMORE SEASON

Played in 12 games with two starts at cornerback – vs. Kentucky and at Ole Miss ... Ranked second on the team in interceptions with two and finished the year with 18 tackles ... Tied for the team lead in forced fumbles with two ... Snagged his first career interception in the second quarter against South Carolina (9/10) ... Made first start of the season at Kentucky (10/22) and finished with a season-best four tackles ... Forced a fumble to go along with four tackles at No. 1 Alabama (11/12) ... Made a crucial one-handed interception in the back of the endzone in the second quarter of the Egg Bowl (11/26) that proved to be the turning point in the game ... Forced a fumble to start the second quarter of the St. Petersburg Bowl (12/26).

## 2015 TRUE FRESHMAN SEASON

Saw time in 12 games with two starts – at Missouri (11/5) and vs. Ole Miss (11/28) ... Tallied 25 tackles (12 solo), 1.5 tackles for loss, one sack and two pass breakups ... Recorded a tackle in 10 games with multiple-tackle performances in seven of those ... Notched his first-career sack in the fourth quarter vs. Northwestern State (9/19) for a loss of five yards ... Recorded another tackle for loss against Northwestern State, a three-yard loss on a rushing attempt ... Broke up two passes against Troy (10/10) on back-to-back plays in the first quarter ... Made a season-best five tackles (four solo, also a season best) at Missouri (11/5).

## HIGH SCHOOL

A blue-chip defensive back who was the No. 1 prospect in the state of Mississippi for 2015 ... Talented safety rated four stars by ESPN, Scout, Rivals and 247Sports ... Ranked the 40th overall player in the country by ESPN.com and the 57th overall by Scout.com ... Ranked the top overall player in the state by ESPN.com and Scout.com and the second-best in the state by 247Sports ... The top safety prospect in Mississippi according to all major recruiting services and the second-best safety in the country by ESPN.com ... Selected to The Clarion-Ledger's Dandy Dozen for 2014 ... Named MaxPreps 2014 Mississippi Mr.

Football ... Named to the 2014 247Sports All-State All-Prospect First-Team Defense ... Tallied 60 tackles, 13 pass deflections, five interceptions, 4.5 tackles for loss and one forced fumble as a senior for head coach Lance Mancuso ... Also was an offensive standout, hauling in 28 passes for 581 yards and six touchdowns ... Led his team to a third-straight Class 2A state championship ... Rushed for 109 yards and a touchdown in the title game, while also booking five tackles and a half sack ... Named to the Mississippi Association of Coaches Class 2A All-State Team, the American Family Insurance All-USA Mississippi Football Team, and the MaxPreps Small Schools All-American Football Team ... Was chosen to participate in the Alabama-Mississippi All-Star Classic, where he totaled seven tackles and one tackle for loss ... Selected to the U.S. Army All-American Bowl following his senior season ... Recorded 72 tackles, five sacks, two forced fumbles and a fumble return for a touchdown as a junior ... Displayed his athleticism as a member of the basketball team, collecting Max-Preps Player of the Year honors after averaging 18.2 points and eight rebounds per game during his junior season ... Committed to Mississippi State in July 2014.

## PERSONAL

Born Quinn Jamal Peters on Dec. 22, 1996, in Hattiesburg, Miss. ... Son of Yashica Peters ... Has one sibling, Gerobe Jr. ... All-time favorite MSU player in Johnthan Banks ... A human development and family science major ... Twitter handle is @JamalPeters21.

## PETERS' CAREER HIGHS

Tackles: 5, at Missouri (11-05-15)  
Tackles for Loss: 1.5, vs. Northwestern State (9-19-15)  
Sacks: 1, (three times) vs. Northwestern State (9-19-15)  
Interceptions: 1, (twice), last at Ole Miss (11-26-16)  
Pass Breakups: 2, vs. Troy (10-10-15)  
Forced Fumbles: 1, (twice), last vs. Miami (12-26-16)

## PETERS' CAREER DEFENSIVE STATS

YEAR	G/GS	TT	UT	AT	TFL-YDS	SCK-YDS	FF/FR	PBU	INT-YD
2015	12/2	25	12	13	1.5-7	1.0-5	0/0	2	0-0
2016	12/2	18	12	6	1.0-2	0-0	2/0	2	2-0
<b>TOTALS</b>	<b>24/4</b>	<b>43</b>	<b>24</b>	<b>19</b>	<b>2.5-9</b>	<b>1.0-5</b>	<b>2/0</b>	<b>4</b>	<b>2-0</b>



## JOSIAH PHILLIPS

**LINEBACKER**  
6-4 • 241 • Jr. • SQ  
Starkville, Miss.  
(Home School)

**45**

## 2016 SEC FALL ACADEMIC HONOR ROLL 2015 SEC FALL ACADEMIC HONOR ROLL

## CAREER

Inspiring linebacker who went from walk-on to scholarship student-athlete during August camp in 2016 ... Scholarship was unveiled as a surprise to him by coach Dan Mullen in a team meeting ... A tremendous teammate and standout on special teams coverage ... Played in 14 career games with no starts ... Began his career as walk-on quarterback before moving to tight end and then finally to linebacker in the spring of 2015 ... An honor student in the classroom.

## 2016 SOPHOMORE SEASON

Saw playing time in all 13 games of the 2016 season and was a valuable part of special teams coverage ... Recorded two total tackles: one vs. Arkansas (11/19) and one vs. Ole Miss (11/26).

## 2015 REDSHIRT FRESHMAN SEASON

Played in one game, recording one tackle against Northwestern State.

## PRE COLLEGE

Played in flag football leagues growing up in Starkville.

## PERSONAL

Born Johnny Josiah Phillips on June 13, 1994 ... Majoring in industrial technology ... Has nine brothers and four sisters ... His late father, Randy, was a former strength coach at MSU and taught in physical education department ... Mother, Maureen, played volleyball at MSU in the 1970s ... One of his brothers, Jonathan, played at MSU from 2010-11 and is an Army Ranger.



## TYRE PHILLIPS

**OFFENSIVE LINE**

6-5 • 335 • Jr. • JC

Grenada, Miss.

(East Mississippi JC)

**78**

## CAREER

Offensive lineman whose size will allow him to adjust to SEC football ... Spent two seasons playing guard for a record-breaking East Mississippi Community College offense ... One of several early enrollees at MSU who began classes in January 2017 and went through spring practice.

## JUNIOR COLLEGE

Standout offensive lineman who played in 11 games with East Mississippi CC in 2016, anchoring a line that helped the Lions to an 11-1 record ... Named to the All-Region 23 squad as well as the MACJC All-State/North First Team ... Regarded as the best guard in the JUCO ranks by 247Sports and the fourth-best by ESPN.com ... Ranked the No. 80 overall junior college prospect by 247Sports and No. 97 overall by Scout.com.

## HIGH SCHOOL

Prepped at Grenada High School.

## PERSONAL

Born Tyre Phillips on January 29, 1997 ... Majoring in human development.





## MARTINAS RANKIN

### OFFENSIVE LINE

6-5 • 315 • Sr. • 1L

Mendenhall, Miss.

(Mississippi Gulf Coast CC)

55

### 2016 SEC OFFENSIVE LINEMAN OF THE WEEK

(VS. TEXAS A&M)

### 2016 SEC FALL ACADEMIC HONOR ROLL

### 2015 SEC FALL ACADEMIC HONOR ROLL

### CAREER

Standout offensive lineman considered one of the best in the country ... Can play all positions but saw all of his action in 2016 at tackle ... Several mock NFL Drafts list him as a first round pick for 2018 ... Has the tools necessary to succeed at the next level and is a smart player ... Signed with Mississippi State in December 2014 and enrolled for the spring 2015 semester ... Came to MSU as the nation's top junior college offensive lineman and redshirted in the fall of 2015 but has since adjusted to SEC football ... Started 13 games with 10 starts ... Two-time member of the SEC Academic Honor Roll.

### 2016 REDSHIRT JUNIOR SEASON

Played in all 13 games and started the final 10 contests of the year at left tackle ... Proved to be MSU's most dominant offensive lineman, playing in 857 snaps and protecting Nick Fitzgerald ... Played a season-high 101 snaps against No. 4 Texas A&M and graded out a champion in the victory ... Named SEC Offensive Lineman of the Week for his efforts against the Aggies as MSU did not allow a sack against one of the nation's top defensive lines ... Became the first Bulldog to take SEC honors since Ben Beckwith in 2014 ... Had three knockdowns in the victory ... For the year, paved the way for a record-setting MSU offense that rushed for 2,997 yards and allowed the second-fewest sacks in the SEC.

### 2015 JUNIOR SEASON

Redshirted as a junior after coming from the JUCO ranks ... Named to the SEC Academic Honor Roll.

### JUNIOR COLLEGE

The top junior college offensive lineman in America for the Class of 2015 ... Comes to MSU after playing for Mississippi Gulf Coast where he was coached by Chad Huff ... Received four stars by 247Sports and ESPN.com and three stars by Rivals ... Tabbed the No. 1 JUCO offensive tackle by 247Sports and the No. 5 JUCO player regardless of position ... The No. 9 overall JUCO player by Scout.com ... Named first-team all-region and All MACJC in 2014 ... Recipient of the 2014 MACJC Most Valuable Lineman award.

### HIGH SCHOOL

Prepped at Mendenhall High School.

### PERSONAL

Born Martinas Orlando Rankin on Oct. 20, 1994, in Jackson, Miss. ... Parents are Orlando and Cassandra Rankin ... Has two older siblings, Austin and Mary ... Majoring in kinesiology ... Twitter handle is @MTRankin\_57.



## CHRIS RAYFORD

### DEFENSIVE BACK

6-0 • 202 • Jr. • 2L

Byhalia, Miss.

(Byhalia)

24

### 2016 SEC FALL ACADEMIC HONOR ROLL

### CAREER

An experienced junior cornerback that looks to bolster the secondary ... Has played in 26 games during career with three starts ... Also a key part of MSU's special teams coverage ... Collected 28 tackles ... Member of the SEC Academic Honor Roll.

### 2016 SOPHOMORE SEASON

Saw action in all 13 games of 2016 campaign, including starts against Samford, Texas A&M and Alabama ... Made 23 total tackles ... Recorded three solo tackles in the season-opener against South Alabama (9/3) ... Tallied a career-high seven tackles, including five unassisted tackles, against Samford Bulldogs in his first career start (10/29) ... Made three tackles in start against No. 1 Alabama ...

### 2015 REDSHIRT FRESHMAN SEASON

Played in all 13 games during the 2015 campaign ... Recorded a tackle in three games, including picking up a season-high three stops against NC State in the 2015 Belk Bowl victory.

### 2014 TRUE FRESHMAN SEASON

Redshirted during initial year with the program.

### HIGH SCHOOL

A three-star recruit according to 247Sports and Scout.com ... Helped Byhalia to a 4-8 overall mark and a trip to the second round of the Mississippi High School Athletic Association (MHSAA) Class 4A playoffs ... Played for head coach John Danley ... Earned a spot on the state coaches' 4A First-Team All-State Defense ... A FOX Memphis All-Mid-South Team pick and an All-Gridiron Third Team selection by the Mississippi Gridiron prior to the start of the 2013 campaign ... A First-Team All-District honoree as a junior and senior and a second-team selection following sophomore campaign ... Named to the 2013 247Sports All-State All-Prospect Second-Team Defense ... Battled through injuries, but still recorded 32 rushes for 324 yards and three touchdowns while adding a catch for 71 yards and a score ... On defense, booked 64 tackles, 6.0 hits for lost yardage, 2.0 sacks, three fumble recoveries (two returned for touchdowns) and two pass breakups ... Anchor of a defense that held opponents to 12 or fewer ... Ran track for the Indians and qualified for the 2013 state meet in the 100-meter relay, 400-meter relay and 100-meter dash ... Took fourth place at the North State meet in the 100-meter sprint as a junior.

### PERSONAL

Born Christopher Rayford on May 28, 1996 ... Majoring in kinesiology.

### RAYFORD'S CAREER HIGHS

Tackles: 7, vs. Samford (10-29-16)

### RAYFORD'S CAREER DEFENSIVE STATS

YEAR	G/GS	TT	UT	AT	TFL-YDS	SCK-YDS	FF/FR	PBU	INT-YD
2015	13/0	5	3	2	0.0-0.0	0.0-0.0	0/0	0	0-0
2016	13/3	23	16	7	0.0-0.0	0.0-0.0	0/0	0	0-0
TOTALS	26/3	28	19	9	0.0-0.0	0.0-0.0	0/0	0	0-0



## STEWART REESE

### OFFENSIVE LINE

6-5 • 333 • RFr. • RS

Fort Pierce, Fla.

(Fort Pierce Central)

51

#### 2016 SEC FIRST-YEAR ACADEMIC HONOR ROLL

#### CAREER

Physically impressive offensive lineman who has tremendous upside ... Can play guard or tackle and even started at center during the spring game ... Will crack the offensive line rotation this season after an outstanding spring ... Has the size, footwork and instincts to shine ... Member of the SEC Academic Honor Roll during his first year on campus.

#### 2016 TRUE FRESHMAN SEASON

Redshirted as a true freshman.

#### HIGH SCHOOL

Promising four-star offensive lineman from the east coast of Florida ... Considered four stars by Scout.com, Rivals.com and ESPN.com ... 247Sports.com has him as a three-star offensive guard ... Tabbed by Scout.com as the second-best offensive guard in Florida ... Rivals.com has him as the No. 20 offensive tackle in the nation and No. 19 by 247Sports.com ... Helped the Cobras to a 6-3 record in 2015 ... Coached by Josh Shaffer.

#### PERSONAL

Born Stewart Allen Reese Jr., on Jan. 15, 1998 ... Nickname is "Big Stew" ... Parents are Stewart Sr. and Patricia Reese ... Has four siblings – David, Deborah, Nneka and Brandon ... Majoring in kinesiology.



## CHAUNCEY RIVERS

### DEFENSIVE LINE

6-3 • 285 • Jr. • JC

Stone Mountain, Ga.

(East Mississippi JC)

93

#### CAREER

Highly-coveted junior college defensive line prospect who arrived at MSU in January 2017 ... Could contribute on the defensive line immediately after a solid spring ... Comes from the same high school in Georgia (Stephenson) as former MSU All-SEC defensive lineman Preston Smith, who is currently with the Washington Redskins.

#### JUNIOR COLLEGE

Widely considered the top pass rusher in the junior college ranks ... Consensus four-star defensive end ... Tabbed No. 7 on Scout.com's JUCO Top 100 and No. 10 on 247Sports' Top 100 overall players ... Ranked No. 19 on the ESPN.com JC50.

#### 2015 AT GEORGIA

Played in four games at the University of Georgia ... Had a career-best three tackles against Georgia Tech ... Notched one tackle for loss against Southern.

#### HIGH SCHOOL

Attended Stephenson High School and was coached by Ron Gatrell ... Member of Atlanta Journal-Constitution 2014 Super 11 and Class 5A All-State Team ... Named to the Georgia Sports Writers Association 2014 All-State Class 5A First Team Defense and 2013 All-State Class 5A Second Team Defense ... 2014 DeKalb defensive player of the year ... A four-star prospect by 247sports.com, Scout.com and ESPN.com ... As a senior, accumulated 99 tackles, 19 tackles for loss, 10 sacks, five forced fumbles and an interception ... As a junior, had 108 tackles, 29 tackles for loss, and 15 sacks.

#### PERSONAL

Born Chauncey Rivers on June 12, 1997 ... Majoring in sociology.



## CHRISTIAN ROBERSON

### TIGHT END

6-5 • 241 • RFr. • RS

Atlanta, Ga.

(McEachern)

80

#### CAREER

Physically gifted target who is expected to push for playing time in his first season on the field with the Bulldogs.

#### 2016 TRUE FRESHMAN SEASON

Redshirted during his true freshman season.

#### HIGH SCHOOL

Enrolled at MSU in January 2016 and participated in spring practices ... Consensus three-star standout by ESPN.com, Rivals.com, Scout.com and 247Sports.com ... Tabbed the No. 20 tight end in the country by ESPN and named the No. 3 player at his position in Georgia by Scout ... Finished his senior season with 27 catches for 353 yards and four touchdowns... Played for head coach Kyle Hockman.

#### PERSONAL

Born Christian Tyler Roberson on Dec. 17, 1997, in Atlanta, Ga. ... Nickname is "Robo" ... Son of Christian and Tai Roberson ... Has two brothers, Tyson and Justin ... Majoring in business administration.





## KODY SCHEXNAYDER

### PUNTER

5-10 • 203 • So. • 1L

River Ridge, La.  
(John Curtis)

27

### CAREER

A preferred walk-on who was thrust into action as the Bulldogs' primary punter during the final four games of the regular season in 2016, punting 18 times for 665 yards and an average of 36.9 ... Owns two punts over 50 yards and four inside the 20-yard line.

### 2016 JUNIOR SEASON

Called into action in the final four games of the regular season when veteran punter Logan Cooke went down due to a knee injury ... Played against Texas A&M, Alabama, Arkansas and Ole Miss ... Made his debut in the Bulldogs' victory against No. 4 Texas A&M, in which he had a career-best 52 yard punt ... Best game of his career came in Egg Bowl victory in Oxford, averaging 46.7 yards on three punts, including a 50-yarder.

### HIGH SCHOOL

Earned first team all-state honors at John Curtis Christian High School in River Ridge, La.

### PERSONAL

Born Kody Schexnayder on April 6, 1988.

#### SCHEXNAYDER'S CAREER HIGHS

Punts: 7, at Alabama (11-12-16)  
Punting Yards: 210, at Alabama (11-12-16)  
Punting Average: 46.7, at Ole Miss (11-26-16)  
Long Punt: 52, vs. Texas A&M (11-5-16)  
50+ Punts: 1, (twice) last at Ole Miss (11-26-16)  
Punts Inside 20: 2, at Alabama (11-12-16)

#### SCHEXNAYDER'S CAREER PUNTING STATS

YEAR	G	NO.	YARDS	LG	AVG	I20	50+
2016	4	18	665	52	36.9	4	2
<b>TOTALS</b>	<b>4</b>	<b>18</b>	<b>665</b>	<b>52</b>	<b>36.9</b>	<b>4</b>	<b>2</b>



## JEFFERY SIMMONS

### DEFENSIVE LINE

6-4 • 301 • So. • 1L

Macon, Miss.  
(Noxubee County)

94

2016 SEC ALL-FRESHMAN TEAM (COACHES)  
2016 SEC FIRST-YEAR ACADEMIC HONOR ROLL

### CAREER

Outstanding defensive tackle who has assumed a leadership role since enrolling last year ... Made the most of his first year on campus, earning Freshman All-SEC and SEC Academic Honor Roll honors ... Produced a 4.0 GPA the same fall he earned Freshman All-SEC ... Expected to be in the starting rotation in the middle with his power and size ... Played in 12 games ... Completed numerous hours of community service by visiting grade schools throughout the Golden Triangle, including several during the spring and summer on his own accord ... Visited Camp Rising Sun, Earl Nash Elementary and Fifth Street School in West Point to give motivational support to kids before spring testing.

### 2016 TRUE FRESHMAN SEASON

Played in 12 games with three starts at defensive tackle ... One of two true freshmen defenders on the squad to see action ... Starts came against Kentucky, Texas A&M and in the St. Petersburg Bowl against Miami (Ohio) ... Finished with 40 tackles, 3.5 tackles for loss and four quarterback hurries ... Led all SEC freshman and tied for the team lead in forced fumbles with two ... Became the first MSU defensive lineman to earn Freshman All-SEC honors since Chris Jones (now with Kansas City Chiefs) in 2013 ... Made his collegiate debut against South Carolina (9/10) and had an immediate impact with four tackles, two tackles for loss and one forced fumble ... Produced a season-high six tackles at Kentucky (10/22) and made a key forced fumble in the fourth quarter that led to a Mark McLaurin fumble recovery touchdown ... Jarred the ball loose and put MSU back in the game against the Wildcats ... Also collected six tackles and 0.5 tackles for loss against Arkansas (11/19).

### HIGH SCHOOL

Dominant, blue-chip five-star defensive line prospect ... The No. 1 player in the state of Mississippi ... Considered the nation's No. 10 overall player and No. 2 defensive end by Scout.com ... A five-star prospect according to Rivals.com and Scout.com ... A four-star prospect by 247Sports.com and ESPN.com ... The top-rated player in the state of Mississippi by Rivals.com and 247Sports.com ... Played in the U.S. Army All-American Game ... Competed in the 29th annual Mississippi-Alabama All-Star Game ... Key player on Noxubee County squad that won its second straight MHSA Class 4A state championship and went 12-4 overall ... Led the Tigers with 20.5 tackles for loss, 18.5 sacks, 21 quarterback hurries, three blocked field goals and two blocked punts as a senior ... Also forced two fumbles, recovered two fumbles, broke up five passes and recorded an interception ... Finished second on the team in tackles (105) and solo tackles (88) despite missing four games ... Tallied 3.5 sacks and four quarterback hurries in the state championship game against St. Stanislaus High School ... Earned five-star rating after 2015 season-opener against Starkville High School where he totaled 17 tackles, five sacks, five hurries, three pass breakups, a fumble recovery and a blocked field goal ... Coached by Tyrone Shorter.

### PERSONAL

Born Jeffery Bernard Simmons Jr. on July 28, 1997, in Lasalle, La. ... Mother is Brenda ... Has one brother, Dylan, and two sisters - Brooke and Ashley ... Lists J.J. Watt as his favorite NFL player ... Majoring in kinesiology ... Twitter handle is @GrindSimmons94.

#### SIMMONS' CAREER HIGHS

Tackles: 6, (twice), last vs. Arkansas (11-19-16)  
Tackles For Loss: 2, vs. South Carolina (9-10-16)  
Forced Fumbles: 1, (twice), last at Kentucky (10-22-16)  
Pass Breakups: 1, (twice), last vs. Texas A&M (11-5-16)

#### SIMMONS' CAREER DEFENSIVE STATS

YEAR	G/GS	TT	UT	AT	TFL-YDS	SCK-YDS	FF/FR	PBU	INT-YD
2016	12/3	40	13	27	3.5-8	0.0-0	2/0	2	0-0
<b>TOTALS</b>	<b>12/3</b>	<b>40</b>	<b>13</b>	<b>27</b>	<b>3.5-8</b>	<b>0.0-0</b>	<b>2/0</b>	<b>2</b>	<b>0-0</b>



## MAURICE SMITHERMAN

DEFENSIVE BACK

5-10 • 191 • So. • 1L

Adamsville, Ala.  
(Minor)

31

### CAREER

Quick, young defensive back that will see time at corner when the opponent's offense lines up with multiple wide receivers ... Saw his first career action in 2016 after redshirting as a true freshman.

### 2016 REDSHIRT FRESHMAN SEASON

Played in 10 games at corner ... Tallied five total tackles as well as one interception ... Recorded first tackle of career at LSU (9/17) ... Also recorded a tackle vs. Auburn (10/8), at Kentucky (10/22), vs. Samford (10/29) and at Ole Miss (11/26) ... Intercepted first pass of career against Samford, returning it 29 yards before being brought down (10/29).

### 2015 TRUE FRESHMAN SEASON

Redshirted during initial year with the program.

### HIGH SCHOOL

Rated a three-star recruit by ESPN.com, Rivals.com, Scout.com and 247Sports ... 247Sports had him as the No. 13 prospect in Alabama and ESPN.com and the No. 47 corner in his class ... Scout.com had him as the No. 23 recruit in the state ... Compiled 98 total tackles and 16.5 tackles for loss in 25 games over the past three seasons ... Grabbed five interceptions for 80 return yards and 16 pass deflections, along with one field goal block ... Also returned kickoffs and punts ... Amassed 291 kick return yards on 11 attempts with a long of 99 with a touchdown ... Returned eight punts for 180 yards ... Coached by George Bates ... Committed to Mississippi State in June 2014.

### PERSONAL

Born Maurice Smitherman on Dec. 5, 1996 ... Son of Latashio Wagner ... Majoring in human development.

### SMITHERMAN'S CAREER HIGHS

Total Tackles: 1, (five times), last at Ole Miss (11-26-16)

Interceptions: 1, vs. Samford (10-29-16)

### SMITHERMAN'S CAREER DEFENSIVE STATS

YEAR	G/GS	TT	UT	AT	TFL-YDS	SCK-YDS	FF/FR	PBU	INT-YD
2016	10/0	5	4	1	0.0-0	0.0-0	0/0	0	1-29
<b>TOTALS</b>	<b>10/0</b>	<b>5</b>	<b>4</b>	<b>1</b>	<b>0.0-0</b>	<b>0.0-0</b>	<b>0/0</b>	<b>0</b>	<b>1-29</b>



## MARQUISS SPENCER

LINEBACKER/

DEFENSIVE LINE

6-4 • 275 • So. • 1L

Greenwood, Miss.  
(Greenwood)

42

### CAREER

Talented, young pass rusher who is looking to become one of the best at his position in the SEC ... One of two true freshmen to see action last season, has improved and physically matured ... Expected to play a prominent role on the line, as a hybrid linebacker and at Will linebacker in 3-4 sets ... Looking for the first start of his career.

### 2016 TRUE FRESHMAN SEASON

Played in 12 games, mostly at the Viper hybrid linebacker position ... Recorded 17 tackles, three tackles for loss, one sack and one fumble recovery ... Only game he missed was at UMass (9/24) ... Made his first career tackle at LSU (9/17) ... A week later against Auburn (10/8), notched four tackles and his first career sack for a loss of nine yards ... Collected a season-best five tackles and one tackle for loss at BYU (10/14) ... Tallied at least one tackle in nine straight games ... Recovered a fumble at Kentucky (10/22) ... Picked up a big tackle for loss in win over No. 4 Texas A&M (11/5).

### HIGH SCHOOL

A standout four-star defensive end rated one of America's top 300 overall prospects by Scout.com and 247Sports.com ... Considered the No. 9 player in the state of Mississippi by 247Sports.com and No. 17 by Scout.com ... Made 145 total tackles, 27 tackles for loss, 21 sacks, four forced fumbles, three fumble recoveries and one interception as a senior in 2015 ... Notched 148 total tackles, 32 tackles for loss, 23 sacks, five forced fumbles and five fumble recoveries as a junior in 2014 ... Played multiple positions during his career ... Helped lead Greenwood to the Class 4A north state title game in 2015 ... Committed to the Bulldogs in November 2015 ... Also played baseball and basketball at Greenwood ... Coached by Clinton Gatewood.

### PERSONAL

Born Marquiss James Spencer on July 16, 1997 ... Parents are Marqkey and Jennifer ... Has two siblings – Rameiavs and Ariel ... Majoring in kinesiology.

### SPENCER'S CAREER HIGHS

Tackles: 5, at BYU (10-14-16)

Tackles for loss: 1.0, (three times), last vs. Texas A&M (11-5-16)

Sacks: 1.0, vs. Auburn (10-8-16)

Fumble recovery: 1, at Kentucky (10-22-16)

### SPENCER'S CAREER DEFENSIVE STATS

YEAR	G/GS	TT	UT	AT	TFL-YDS	SCK-YDS	FF/FR	PBU	INT-YD
2016	12/0	17	9	8	3.0-12	1.0-9	0/1	0	0-0
<b>TOTALS</b>	<b>12/0</b>	<b>17</b>	<b>9</b>	<b>8</b>	<b>3.0-12</b>	<b>1.0-9</b>	<b>0/1</b>	<b>0</b>	<b>0-0</b>





## MICHAEL STORY

### OFFENSIVE LINE

6-4 • 305 • So. • 1L

Ripley, Miss.  
(Ripley)

67

#### CAREER

Solid offensive lineman who has experience at guard ... Saw considerable action as a redshirt freshman due to several injuries ... Returns from a leg injury ... Owns two career starts both at left guard.

#### 2016 REDSHIRT FRESHMAN SEASON

Played in eight games with two starts ... Starts came at left guard against Kentucky (10/22) and Samford (10/29) in place of an injured Deion Calhoun ... Missed the final five games of the year, including the St. Petersburg Bowl, due to a leg injury ... Saw action in 241 snaps during the year ... Thrust into action due to several injuries along the offensive line ... Made his debut against South Alabama (9/3), seeing time on seven plays ... Played a season-high 85 snaps in start against Samford ... Most significant action in SEC games was at Kentucky (73 snaps).

#### 2015 TRUE FRESHMAN SEASON

Redshirted during initial year with the program.

#### HIGH SCHOOL

A three-star offensive tackle with a big frame ... An early signee for MSU who enrolled in January 2015 and participated in spring practice ... Was coached by Chad Cook at Ripley ... Ranked the No. 25 prospect in the state of Mississippi by Scout.com ... A three-year starter for Ripley, helping them average 400 yards per game and win 24 games with three playoff appearances ... Helped his side finish second place in Class 4A Region 2 and to a first round playoff victory ... Played left guard as a sophomore and junior before moving to tackle.

#### PERSONAL

Born Michael Story on Aug. 19, 1997 ... Son of Jajuana and Jermaine Story ... Majoring in kinesiology.



## MONTEZ SWEAT

### LINEBACKER/ DEFENSIVE LINE

6-6 • 240 • Jr. • JC

Stone Mountain, Ga.  
(Copiah-Lincoln CC)

9

#### CAREER

Extremely athletic, rangy edge rusher who is likely to make an immediate impact ... Illustrated his effectiveness throughout the spring, using his 6-6, 241 frame and speed to cause havoc in the backfield ... Could see time at Will outside linebacker in 3-4 looks ... Comes to MSU as one of the top junior college pass rushers and played his freshman season at Michigan State ... Enrolled at MSU in January 2017 and went through spring practice ... Will have two years

of remaining eligibility.

#### JUNIOR COLLEGE

Considered the sixth-best junior college defensive end prospect in the nation according to 247 Sports and was listed No. 43 on Scout.com's Top 100 prospects ... No. 47 on 247Sports' Top 100 JUCO recruits ... A three-star recruit who posted 39 tackles with six for loss in 2016 at Co-Lin ... Also recorded five sacks, forced two fumbles and grabbed one interception.

#### 2014 AT MICHIGAN STATE

Appeared in two games at defensive end in his first season at Michigan State (vs. Jacksonville State and Eastern Michigan) ... In his collegiate debut, collected four tackles, including a half sack (2 yards), against Jacksonville State.

#### HIGH SCHOOL

Ranked one of the top tight ends in the nation coming out of Stephenson High School, the home of former Bulldog and current Washington Redskin Preston Smith ... Recorded 33 tackles, including six for losses with one sack, in 12 games his senior season playing for Coach Ron Gartrell ... Helped lead Stephenson to a 9-3 record and the round of 16 in the Georgia high school state playoffs ... Also played basketball and averaged 12.3 points, 8.1 rebounds and 1.4 blocks as a senior.

#### PERSONAL

Born Shaquan Montez Sweat on Sept. 4, 1996 ... Majoring in communication.



## CORY THOMAS

### DEFENSIVE LINE

6-5 • 303 • Jr. • 2L

Bessemer, Ala.  
(McAdory)

34

#### CAREER

Solid defensive tackle who made an impact as soon as he took the field for the first time in 2015 ... Has seen time in 21 games, including four starts in 2016 ... His large frame and physical nature adds depth to the defensive line ... Arrived in Starkville after a standout prep career in Alabama.

#### 2016 SOPHOMORE SEASON

Participated in every tilt of the season; started in four... Tallied at least three tackles for the first six matchups of the season, including a career-high four tackles twice: vs. South Alabama (9/3) and vs. Auburn (10/8)... Made four tackles including a 4-yard TFL in the season opener vs. South Alabama (9/3)... Recorded a career-high 1.0 TFL four times this season against South Alabama (9/3), South Carolina (9/10), at BYU (10/14) and vs. Arkansas (11/19)... Totaled two quarterback hurries against the Samford Bulldogs (10/29).

#### 2015 REDSHIRT FRESHMAN SEASON

Saw time in eight games, with seven of those coming in the first nine games of the season ... Totaled three tackles, one sack and one interception on the year ... Made his debut vs. LSU (9/12) and notched his first tackle against Northwestern State (9/19) ... Intercepted a pass vs. Kentucky (10/24) and recorded a 12-yard return on the play ... His first career sack came against NC State (12/30) in the Belk Bowl for a loss of four yards.

#### 2014 TRUE FRESHMAN SEASON

Redshirted during his first year on campus.

#### HIGH SCHOOL

A three-star defensive tackle according to ESPN.com, Rivals.com, Scout.com

and 247Sports ... Rated as the 19th-best prospect in the state of Alabama by ESPN.com ... A four-year letterwinner for head coach David Powell ... 2013 Alabama Sports Writers Association First-Team 5A All-State selection following junior and senior campaigns ... Earned a place on the MaxPreps 2013 Alabama Preseason All-State Football Team ... Helped the Yellow Jackets to a 10-3 overall record and 6-1 mark in Region 5 contests as a senior ... Squad advanced to the quarterfinals of the AHSAA 5A state playoffs before falling to Southside 28-25 ... Anchor of a defense that surrendered only 161 points, an average of 12.4 per contest ... Recorded 75 tackles and 3.0 sacks during final campaign ... Recovered a fumble against Southside in the quarterfinals that led to a touchdown and 7-0 McAdory lead ... Played as a safety as a freshman ... Also suited up for the basketball program.

## PERSONAL

Born Cory Tyrone Thomas on Aug. 2, 1995 ... Nickname is "Big Cory" ... Parents are Pearl and Orlando Thomas ... Wears the No. 34 because of Bo Jackson ... Majoring in interdisciplinary studies.

### THOMAS' CAREER HIGHS

Tackles: 4, (twice) last vs. Auburn (10-8-16)  
Tackles for loss: 1, (five times) last vs. Arkansas (11-19-16)  
Pass Breakups: 1, last at Kentucky (10-22-16)  
Interceptions: 1, last vs. Kentucky (10-24-15)

### THOMAS' CAREER DEFENSIVE STATS

YEAR	G/GS	TT	UT	AT	TFL-YDS	SCK-YDS	FF/FR	PBU	INT-YD
2015	8/0	3	1	2	1.0-4	0.0-0	0/0	0	1-12
2016	13/4	24	6	18	4.5-14	0.0-0	0-0	1	0-0
<b>TOTALS</b>	<b>21/4</b>	<b>27</b>	<b>7</b>	<b>20</b>	<b>5.5-18</b>	<b>0.0-0</b>	<b>0/0</b>	<b>1</b>	<b>1-12</b>



## DEDDRICK THOMAS

### WIDE RECEIVER

5-9 • 185 • So. • 1L  
Memphis, Tenn.  
(Memphis Central)

18

## CAREER

Slot receiver who will be counted on more in 2017 ... Also contributes on special teams ... Came to MSU after a brilliant prep career in Memphis ... Played in 10 career games with one career touchdown.

### 2016 REDSHIRT FRESHMAN SEASON

Served as a backup slot receiver, playing in 10 games ... Did not see action against South Carolina, Arkansas and in the St. Petersburg Bowl against Miami (Ohio) ... Did not make any starts ... Tallied five catches for 44 yards and one touchdown ... Hauled in the first touchdown of MSU's season, making a 4-yard grab from Damian Williams that was also his first career catch against South Alabama (9/3) ... Finished with two catches for 15 yards against the Jaguars ... Caught two passes for a season-best 23 yards at UMass (9/24), including a season-long 15-yarder ... Had one catch for six yards vs. Auburn (10/8).

### 2015 TRUE FRESHMAN SEASON

Redshirted during initial year with the program.

## HIGH SCHOOL

Signed with the Bulldogs in December 2014 ... Enrolled at Mississippi State in January 2015 and participated in spring drills ... Ranked the No. 15 overall prospect in Tennessee by 247Sports, ESPN.com and Rivals.com ... The No. 2 wide receiver in the state by Scout.com ... Received three stars by 247Sports, Rivals.com, ESPN.com and Scout.com ... A two-time Class 6A all-state recipient ... As a junior, played multiple positions and rushed for 1,175 yards and scored

22 touchdowns at running back while throwing for 613 yards and nine more scores for the Warriors ... Led Memphis Central to the Class 6A Quarterfinals in 2013 ... Nicknamed "Sweet Feet" at Memphis Central ... Coached by Leonard Crutchfield ... Committed to Mississippi State in April 2014.

## PERSONAL

Born Dedrick LaShun Thomas on Nov. 8, 1996 ... Parents are Phyllis and Dedrick ... Has four siblings – Jeremiah, Ashli, Fredlicia and Ellen ... Majoring in kinesiology.

### THOMAS' CAREER HIGHS

Receptions – 2, (twice) last at UMass (9-24-16)  
Receiving Yards – 23, at UMass (9-24-16)  
Longest Reception – 15, at UMass (9-24-16)  
Receiving Touchdowns – 1, vs. South Alabama (9-3-16)

### THOMAS' CAREER RECEIVING STATS

YEAR	G/GS	NO.	YDS	AVG.	TD	LP/OPPONENT
2016	10/0	5	44	8.8	1	15 / UMass
<b>TOTALS</b>	<b>10/0</b>	<b>5</b>	<b>44</b>	<b>8.8</b>	<b>1</b>	<b>15 / UMass</b>



## JORDAN THOMAS

### TIGHT END

6-5 • 280 • Sr. • 1L  
Sumrall, Miss.  
(East Central CC)

83

## CAREER

An athletic and big-bodied tight end out of East Central Community College ... Was a reliable target last season, hauling in nine passes for 48 yards and a touchdown.

### 2016 JUNIOR SEASON

Played in the final 12 games of the season, catching nine passes for 48 yards and a score ... Had two catches for seven yards and a touchdown in his debut against South Carolina (9/10) ... Grabbed another two passes for seven yards at No. 20 LSU (9/24) ... Had two catches and a career-best 17 yards in the Egg Bowl at Ole Miss (11/26).

## JUNIOR COLLEGE

The No. 1 junior college tight end recruit according to 247Sports.com and Scout.com ... The No. 9 overall JUCO recruit in the state ... Ranked the No. 70 overall JUCO player in America by Scout.com ... Awarded three stars by 247Sports.com and Scout.com ... In seven games with ECCC in 2015, caught 16 passes for 207 yards and three touchdowns as the squad reached the playoffs ... Hauled in 16 passes for 138 yards and one touchdown during his freshman season in 2014 ... Saw action at defensive end and offensive tackle as well ... Coached by Ken Karcher ... Also played basketball for East Central CC ... Prepped at Sumrall High School.

## PERSONAL

Born Jordan Malik Thomas on August 2, 1996, in Hattiesburg, Miss. ... Parents are Robert and Monique Thomas ... Has three siblings – Robresha, Monesha and Shankea ... Majoring in interdisciplinary studies.

### THOMAS' CAREER HIGHS

Receptions – 2, (three times) last at Ole Miss (11-26-16)  
Receiving Yards – 17, at Ole Miss (11-26-16)  
Receiving Touchdowns – 1, vs South Carolina (9-10-16)  
Longest Reception – 13, at Ole Miss (11-26-16)

## THOMAS' CAREER RECEIVING STATS

YEAR	G/GS	NO.	YDS	AVG.	TD	LP/OPPONENT
2016	12/0	9	48	5.3	1	13 / OLE MISS
<b>TOTALS</b>	<b>12/0</b>	<b>9</b>	<b>48</b>	<b>5.3</b>	<b>1</b>	<b>13 / OLE MISS</b>



## ERROLL THOMPSON

### LINEBACKER

6-1 • 250 • RFr. • RS

Florence, Ala.

(Florence)

40

### CAREER

Promising linebacker who will make his debut in 2017 ... Had an outstanding spring playing the mike linebacker position behind Dez Harris ... Came to MSU via Florence (Ala.) High School, a place that produced Bulldog standouts Kivon Coman and Beniquez Brown.

### 2016 TRUE FRESHMAN SEASON

Earned a redshirt during his first year on campus.

### HIGH SCHOOL

A four-star linebacker by ESPN.com ... Rated three stars by Rivals.com, Scout.com and 247Sports.com ... The No. 139 overall prospect in America on the ESPN300 ... Ranked the No. 6 inside linebacker in the country and No. 6 overall player in Alabama by ESPN.com ... Considered the No. 10 overall prospect in Alabama by 247Sports.com and No. 24 in that category by Scout.com ... Competed in the Alabama-Mississippi All-Star Game ... Logged 101 tackles, 18 tackles, two sacks and two pass breakups as a senior in 2015 ... Was a star running back for Florence before missing his sophomore season with a torn ACL and moving to linebacker ... Coached by J.B. Wallace.

### PERSONAL

Born Erroll Edward Thompson Jr., on Oct. 1, 1997 ... Nickname is "E" ... Parents are Erroll Sr. and LaMonica Thompson ... Has one older brother, Zach ... Twitter handle is @Im3Fly ... Majoring in kinesiology.



## KEYTAON THOMPSON

### QUARTERBACK

6-4 • 222 • Fr. • HS

New Orleans, La.

(Landry-Walker)

10

### CAREER

Dual-threat true freshman who will likely serve as the backup quarterback in 2017 ... Began classes on Jan. 9 at MSU and participated in spring practice where he got a firm grasp of the offense ... Could be the first Bulldog true freshman to take game snaps since Damian Williams in 2014.

### HIGH SCHOOL

One of the top dual-threat quarterbacks in America and a proven winner ... Combined for three state championships in football and basketball ... Consensus four-star recruit out of Landry-Walker High School in New Orleans where he was coached by Emanuel Powell ... No. 1 QB recruit in Louisiana according to 247Sports and a Parade All-American honorable mention ... Became the first player in Landry-Walker history to be named Louisiana Gatorade Player of the Year following an incredible senior season in 2016 ... 2016 District 8-5A MVP and finalist for the Gatorade National Player of the Year ... 2016 LSWA Class 5A Most Outstanding Offensive Player ... Racked up 10,737 yards of total offense and accounted for 149 touchdowns during his prep career ... Finished his senior season, completing 198 of 331 passes for 3,825 yards and 46 touchdowns while rushing 152 times for 1,434 yards and 26 TDs ... Amassed 5,259 yards of total offense in 2016 ... Accounted for 457 yards of total offense and six touchdowns in the 2016 Class 5A state championship game, leading the Charging Buccaneers to a 50-21 win over West Monroe to produce the school's first state title ... Squad capped the year on a 13-game winning streak and in that stretch he accounted for 66 touchdowns ... Completed 16 of 27 passes for 303 yards with five touchdowns and carried 23 times for another 154 yards, dazzling fans in the Mercedes-Benz Superdome in the state title game ... In five playoff games as a senior, completed 81 of 119 passes for 1,485 yards with 17 touchdowns and two interceptions, while rushing for 534 yards and 11 scores ... As a junior, directed the Charging Bucs to a 10-3 record, a share of the District 8-5A championship and an appearance in the 2015 Class 5A state quarterfinals ... Four-year starter at QB and a three-year starter in basketball ... Basketball teammates with current MSU guard Lamar Peters ... The two led Landry-Walker to back-to-back Class 4A state championships in 2014 and 2015 ... A knack for making big plays, Thompson drained the game-winning bucket in the 2015 LHSAA Top 28 Class 4A championship game ... Originally committed to MSU on Dec. 16, 2015 ... Maintained a 3.12 GPA.

### PERSONAL

Born Keytaon Kaylen Thompson on Oct. 23, 1998, in New Orleans ... Nickname is "K.T." ... Son of Naffateria and Kintay Thompson ... Has one sibling, Kayden ... Is an avid chess player ... All-time favorite MSU player is Dak Prescott ... Twitter handle is @Thompson\_Kt5.



## REGGIE TODD

### WIDE RECEIVER

6-4 • 204 • RFr. • RS

Mobile, Ala.

(Blount)

20

### CAREER

Lengthy receiver who is looking to become a go-to playmaker on offense in 2017 ... Bulkied up this offseason and had an outstanding spring ... Can stretch the field ... Will make his collegiate debut this fall.

### 2016 TRUE FRESHMAN SEASON

Earned a redshirt as a true freshman.

### HIGH SCHOOL

Imposing four-star wide receiver out of Blount High School in Mobile ... Chose to pursue his football career over Division I basketball offers ... Was a late signee for the Bulldogs ... Caught 45 passes for 1,308 yards and 11 touchdowns his senior season, averaging 34 yards per reception.

### PERSONAL

Born Reginald Todd on Jan. 7, 1997 ... Son of Jacqueline Todd ... Majoring in human development.





## BRAD WALL

### KICKER

5-8 • 170 • So. • 1L  
Ocean Springs, Miss.  
(Ocean Springs)

# 37

### CAREER

Determined walk-on who is MSU's primary kickoff specialist ... Thrust into action as a true freshman and focused solely on kickoffs ... Averages 61.8 yards per kickoff.

### 2016 TRUE FRESHMAN SEASON

Played in seven games ... Averaged 61.8 yards per kickoff on 32 kickoffs ... Recorded 10 touchbacks on the year ... Made his debut against Auburn (10/8), averaging 62.0 yards on three kickoffs ... Had a season-high nine kickoffs in the Egg Bowl (11/26), averaging 63.9 yards per kickoff with two touchbacks ... Averaged 64.7 yards per kickoff in the St. Petersburg Bowl (12/26) with two touchbacks.

### HIGH SCHOOL

An all-state kicker at Ocean Springs High School ... Selected to the Mississippi-Alabama All-Star Game following his junior season ... Averaged 67.8 yards per kickoff and registered 50 touchbacks on 57 attempts as a senior ... That same season, averaged 38.2 yards per punt, converted 39 of 41 extra-point attempts and made 8 of 13 field goal attempts with a long of 51 yards.

### PERSONAL

Born Bradley Wall on December 16, 1997 ... Son of Larry and Vicki Wall ... Has one sister, Nicole ... Majoring in civil engineering.



## TIM WASHINGTON

### LINEBACKER

6-3 • 225 • So. • 1L  
Yazoo City, Miss.  
(Yazoo City)

# 50

### CAREER

An imposing young linebacker who will be a contributor in 2017 after playing in 12 games as a redshirt freshman last season ... Seeking his first career tackle.

### 2016 REDSHIRT FRESHMAN SEASON

Earned playing time in all 12 games of the regular season in 2016 but did not accumulate any stats.

### 2015 TRUE FRESHMAN SEASON

Redshirted during initial year with the program.

### HIGH SCHOOL

Athletic four-star linebacker who came from a program that produced former MSU standout and current NFL star lineman Fletcher Cox ... Member of the

ESPN300 (No. 297) ... Tabbed No. 6 in the state of Mississippi by ESPN.com, No. 9 in 247Sports composite, No. 9 by Scout.com and No. 11 by Rivals.com ... Considered one of the top 20 outside linebacker prospects in the nation by ESPN.com ... Named to the Clarion-Ledger's Dandy Dozen ... Recorded 50 tackles, 11 tackles for loss and six sacks as a senior in 2014 ... Accounted for 67 tackles, 13 tackles for loss and 7.5 sacks while blocking three punts as a junior in 2013 ... Committed to Mississippi State in November 2013 following the MSU-Alabama game ... Coached by Houston Ealy ... Also played basketball at Yazoo City.

### PERSONAL

Born Timothy Washington on Sept. 6, 1996 ... Majoring in industrial technology.

### WASHINGTON'S CAREER DEFENSIVE STATS

YEAR	G/GS	TT	UT	AT	TFL-YDS	CK-YDS	FF/FR	PBU	INT-YD
2016	12/0	0	0	0	0-0	0-0	0/0	0	0-0
TOTAL	12/0	0	0	0	0-0	0-0	0/0	0	0-0



## EVANS WILKERSON

### OFFENSIVE LINE

6-5 • 315 • So. • SQ  
Ridgeland, Miss.  
(Jackson Academy)

# 79

### 2016 SEC ACADEMIC HONOR ROLL

### CAREER

Walk-on offensive lineman from Jackson who enters his third season with the program ... Member of the SEC Academic Honor Roll.

### 2016 REDSHIRT FRESHMAN SEASON

Played in 12 games mostly on the field goal and PAT units ... Did not play in the St. Petersburg Bowl ... Saw action in 71 plays during the regular season ... Saw time on the line on offense against Alabama with the remainder of his snaps coming on special teams ... Played a season-high 11 snaps against the Crimson Tide.

### 2015 TRUE FRESHMAN SEASON

Practiced but did not play in any games during his true freshman campaign.

### HIGH SCHOOL

Attended Jackson Academy.

### PERSONAL

Born Evans James Wilkerson on Feb. 12, 1997 ... Son of Jimmy and Mary Beth Wilkerson ... A pre-accounting major.



## AERIS WILLIAMS

### RUNNING BACK

6-1 • 217 • Jr. • 2L

West Point, Miss.  
(West Point)

22

#### CAREER

Breakout junior starting running back out of nearby West Point who is poised for a strong 2017 ... Nicknamed "A-Train," turned into a dominant ground force late in 2016, averaging 102.8 yards per game in the last five games of the year ... Assumed a leadership role and his confidence has skyrocketed, illustrating it throughout the spring ... Played in 26 games with three starts ... Rushed for 926 yards and seven touchdowns, averaging 5.2 yards per carry ... Owns two career 100-yard rushing games and one multi-touchdown contest ... Spoke to multiple area grade schools prior to spring testing to help motivate kids.

#### 2016 SOPHOMORE SEASON

Emerges as the starting running back late in the year and thrived ... Started the final three games – Arkansas, Ole Miss and the St. Petersburg Bowl ... Played in all 13 contests ... Rushed for 720 yards and four touchdowns ... Eclipsed the 100-yard mark twice – vs. Texas A&M and at Ole Miss ... Ranked fifth in the SEC in rushing in the month of November, averaging 112.5 yards per game ... Tallied his first rushing touchdown of the year at UMass (9/24) ... Carried it 21 times for 82 yards at BYU (10/14) ... Went over the 100-yard mark for the first time in his career with 24 carries for 140 yards and one touchdown in win over No. 4 Texas A&M (11/5) ... Delivered one of the most dominant running back performances in Egg Bowl history (11/26), rushing for a career-best 191 yards on 25 carries with two scores ... Was the highest yardage total by an MSU running back since Josh Robinson had 198 against Kentucky on Oct. 25, 2014 ... Averaged a career-best 7.6 yards per carry against Ole Miss and tallied his first career multi-touchdown game ... Carried it 12 times for 64 yards in the St. Petersburg Bowl (12/16).

#### 2015 REDSHIRT FRESHMAN SEASON

Played in all 13 games in a reserve role ... Ranked fourth on the team in rushing with 206 yards on 40 carries and three touchdowns ... Scored his first career touchdown in the Northwestern State win (1/19), finishing with seven carries for 36 yards ... Ran the ball six times for 26 yards and a touchdown against Louisiana Tech (10/17), while also recording his first two career receptions ... Averaged 7.7 rushing yards on six carries in the victory at Missouri (11/5), finishing with a season-best 46 yards ... Rushed three times for 39 yards in the Belk Bowl (12/30), including a season-long 33-yard touchdown that gave MSU a 30-point lead in the fourth quarter.

#### 2014 TRUE FRESHMAN SEASON

Did not play in any games and earned a redshirt as true freshman.

#### HIGH SCHOOL

A four-star recruit according to ESPN.com, Scout.com and 247Sports and a three-star prospect by Yahoo.com ... A three-year starter for head coach Chris Chambless ... Ranked as the 42nd-best running back in the country and the 11th-best recruit in Mississippi by ESPN.com ... The Mississippi Association of Coaches 5A Offensive Player of the Year as a senior ... A 2013 Clarion-Ledger Dandy Dozen selection who was also a member of The Mississippi Press' Fantastic 15 list of the state's top collegiate football prospects at the beginning of senior season ... Became the fourth Dandy Dozen player from West Point, joining Chris Washington (1989), Chris Jefferson (1990) and Michael Carr (2009) ... Took part in the Alabama-Mississippi All-Star Classic ... A 2014 U.S. Army All-American Bowl nominee ... Finished just shy of the 4,000-yard rushing mark (3,994 yards) in prep career ... Gained 1,697 rushing yards and 21 touchdowns on 265 carries during senior year ... Registered nine receptions for

85 yards and a score during final campaign ... Selected as the WCBI-TV Offensive Player of the Year following senior year ... Against Center Hill, rushed for 252 yards and four touchdowns (32, 27, five and 15 yards) to help Green Wave to 69-41 victory ... Rushed for 1,519 yards as a junior with five touchdowns on 268 carries ... Added six receptions for 77 yards in 2012 ... A Columbus Dispatch All-Area Second-Team honoree as a junior, when the Green Wave advanced to the MHSAA 5A state semifinals ... Versus Hernando in 49-14 victory, ran for 112 yards and three scores (four, 10 and 15 yards) ... During sophomore season, rushed for 778 yards on 129 carries and contributed 12 scores ... Hauled in 13 passes for 250 yards and a pair of TDs as a sophomore.

#### PERSONAL

Born Aeris Lavontae Williams on Aug. 9, 1995, in Racine, Wis. ... Parents are Veronica and David ... Siblings are Calvin and Dahmarion ... Family lived in Racine, Wis., before moving to West Point ... Majoring in industrial technology ... Twitter handle is @aeris\_williams.

#### WILLIAMS' CAREER HIGHS

Rush attempts: 25, at Ole Miss (11-26-16)

Rush yards: 191, at Ole Miss (11-26-16)

Rush TDs: 2, at Ole Miss (11-26-16)

Long rush: 36, at Ole Miss (11-26-16)

Receptions: 2, at LSU (9-17-16)

Receiving yards: 24, at Ole Miss (11-26-16)

Long reception: 24, at Ole Miss (11-26-16)

#### WILLIAMS' CAREER RUSHING STATS

YEAR	G/GS	NO.	YDS	AVG.	TD	LP/OPPONENT
2015	13/0	40	206	5.2	3	33 / NC STATE
2016	13/3	137	720	5.3	4	36 / OLE MISS
<b>TOTALS</b>	<b>26/3</b>	<b>177</b>	<b>926</b>	<b>5.2</b>	<b>7</b>	<b>36 / OLE MISS</b>

#### WILLIAMS' CAREER RECEIVING STATS

YEAR	G/GS	NO.	YDS	AVG.	TD	LP/OPPONENT
2015	13/0	6	18	3.0	0	9 / KENTUCKY
2016	13/3	7	45	6.4	0	24 / MIAMI
<b>TOTALS</b>	<b>26/3</b>	<b>13</b>	<b>63</b>	<b>4.8</b>	<b>0</b>	<b>24 / MIAMI</b>



## AUSTIN WILLIAMS

### WIDE RECEIVER

6-3 • 205 • Fr. • HS

Ocean Springs, Miss.  
(Ocean Springs)

85

#### CAREER

Sure-handed true freshman receiver who has impressed early ... Enrolled at MSU on Jan. 9, 2017 and went through spring practice, establishing himself as one of the top true freshmen.

#### HIGH SCHOOL

Prepped at Ocean Springs High School ... A consensus three-star recruit by Scout, ESPN, Rivals and 247 Sports ... The 15th-best player in the state according to 247 Sports, regardless of position ... The sixth-best receiver in the state according to Scout.com ... For his career, totaled 150 catches, 2,349 receiving yards and 28 touchdowns ... Finished his senior season with 48 receptions for 697 yards and 13 touchdowns to earn Class 6A first-team all-state honors ... Played in the 2016 Alabama-Mississippi All-Star Game ... Caught 56 passes for 928 yards and seven touchdowns as a junior ... Amassed 618 receiving yards and six touchdowns as a sophomore ... Coached by Ryan Ross at Ocean Springs ... Originally committed to MSU on April 16, 2016.



## PERSONAL

Born Austin Williams on August 17, 1998 ... Son of Craig and Carol Williams ... Majoring in interdisciplinary studies.



**DARRYL WILLIAMS**  
OFFENSIVE LINE  
6-2 • 305 • So. • SQ  
Bessemer, Ala.  
(Bessemer City)

**73**

## 2015 SEC FIRST-YEAR ACADEMIC HONOR ROLL

### CAREER

Hard-working offensive lineman who has positioned himself to possibly start at guard in 2017 ... Returns from a neck injury he suffered midway through the 2016 season ... Played in seven career games.

### 2016 REDSHIRT FRESHMAN SEASON

Played in the first seven games of the year ... Saw most of his action on PAT and field goal units ... Was in on 32 snaps during the year, including a season-high seven at UMass ... Suffered a neck injury in the third quarter of the Kentucky game and missed the final six games of the year.

### 2015 TRUE FRESHMAN SEASON

Redshirted as a true freshman ... Named to the SEC Academic Honor Roll.

### HIGH SCHOOL

Versatile offensive lineman from the state of Alabama ... Played all five positions on the line during his career at Bessemer City ... One of several MSU players ranked in the ESPN300 (No. 245) ... A four-star prospect ranked the 10th-highest in the state of Alabama by ESPN.com ... Considered the 13th-best prospect in the state of Alabama by 247Sports, No. 14 by Scout.com and No. 21 by Rivals.com ... Played in the Alabama-Mississippi All-Star Classic in December 2014 ... Coached by Martez Edwards ... Committed to Mississippi State in October 2014.

## PERSONAL

Born Darryl Williams Jr. on June 10, 1997 ... Son of Satonya Parker and Darryl Williams ... Has two siblings – Jamal and Maitrell ... Majoring in human development.



**TYLER WILLIAMS**  
DEFENSIVE BACK  
6-2 • 180 • Fr. • HS  
Oxford, Miss.  
(Lafayette)

**33**

### CAREER

True freshman cornerback who was an early enrollee on Jan. 9, 2017 ... Went through spring practice and summer workouts with the Bulldogs.

### HIGH SCHOOL

A three-star defensive back by Rivals, Scout.com and 247 Sports who was a member of a state championship his senior season ... Guided the Lafayette Commodores to a 13-2 record and 13 straight wins in 2016 ... Scored a 77-yard touchdown in the game's opening minutes to spark the squad ... The 16th best player, regardless of position, in the state according to 247 Sports ... Considered the third-best safety in the state according to Scout.com ... 2016 Division 2-4A Defensive Most Valuable Player ... Played on both sides of the ball ... Recorded 795 receiving yards and nine touchdowns his senior season as well as 43 tackles, two interceptions and seven pass deflections ... Notched 25 tackles and two picks as a junior ... Coached by Michael Fair at Lafayette High School ... Originally committed to MSU on May 16, 2016.

### PERSONAL

Born Tyler Tramez Carmichael-Williams on Dec. 8, 1998, in Gadsden, Ala. ... Son of Tamika Williams and Tony Carmichael ... Has one older sister, Tiera, and one younger brother, Tyrus ... Fishing is one of his favorite hobbies ... Darius Slay is his all-time favorite MSU player ... Twitter handle is @Tyler-4Williams.







# DAN MULLEN

Head Coach  
Ninth Season

[@CoachDanMullen](#)

**2014 NATIONAL COACH OF THE YEAR**  
**2014 AP SEC COACH OF THE YEAR**



Consistency and longevity are two of the ultimate measures of a successful head coach. Few have personified that more than Dan Mullen, and he's achieved that in college football's toughest division. The 2014 National and Southeastern Conference Coach of the Year, Mullen has shaped Mississippi State football into a national contender. The 45-year-old begins his ninth season in Starkville after guiding the Bulldogs into unprecedented territory. That includes the fastest ascent from unranked to No. 1 in college football history and a school-record seven straight bowl games. On Dec. 10, 2008, Mullen officially became the 32nd head coach in MSU history, taking over a program that posted a 32-65 record in the eight years prior to his arrival. Since his first season of 2009, he has completely changed the culture in Starkville, developing a winning attitude both on and off the field, connecting with a fan base that has come out in record numbers and cementing a recruiting prowess in the state of Mississippi.

# MULLEN'S GAME-BY-GAME RESULTS

## 2009 (5-7, 3-5 SEC, t4th West, NR)

DATE	OPPONENT	SCORE
Sept. 5	JACKSON STATE	W, 45-7
Sept. 12	* at Auburn	L, 24-49
Sept. 19	* at Vanderbilt	W, 15-3
Sept. 26	* #7 LSU	L, 26-30
Oct. 3	#25 GEORGIA TECH	L, 31-42
Oct. 10	HOUSTON (HC)	L, 24-31
Oct. 17	at Middle Tennessee	W, 27-6
Oct. 24	* #1 FLORIDA	L, 19-29
Oct. 31	* at Kentucky	W, 31-24
Nov. 14	* #3 ALABAMA	L, 3-31
Nov. 21	* at Arkansas (@ Little Rock)	L, 21-42
Nov. 28	* #20 OLE MISS	W, 41-27

## 2010 (9-4, 4-4 SEC, 5th West, No. 15/17)

Date	OPPONENT	SCORE
Sept. 4	MEMPHIS	W, 49-7
Sept. 9	* #20 AUBURN (Thurs.)	L, 14-17
Sept. 18	* at #12 LSU	L, 7-29
Sept. 25	* GEORGIA	W, 24-12
Oct. 2	ALCORN STATE	W, 49-16
Oct. 9	at Houston	W, 47-24
Oct. 16	* at #22 Florida	W, 10-7
Oct. 23	UAB (HC)	W, 29-24
Oct. 30	* KENTUCKY	W, 24-17
Nov. 13	* at #11 Alabama	L, 10-30
Nov. 20	* #13 ARKANSAS	L, 31-38 (2OT)
Nov. 27	* at Ole Miss	W, 31-23
Jan. 1	vs. Michigan (Gator Bowl)	W, 52-14

## 2011 (7-6, 2-6 SEC, 5th West, RV)

DATE	OPPONENT	SCORE
Sept. 1	at Memphis (Thurs.)	W, 59-14
Sept. 10	* at #23 Auburn	L, 34-41
Sept. 15	* #3 LSU (Thurs.)	L, 6-19
Sept. 24	LOUISIANA TECH	W, 26-20 (OT)
Oct. 1	* at Georgia	L, 10-24
Oct. 8	at UAB	W, 21-3
Oct. 15	* #13 SOUTH CAROLINA	L, 12-14
Oct. 29	* at Kentucky	W, 28-16
Nov. 5	UT MARTIN (HC)	W, 55-17
Nov. 12	* #3 ALABAMA	L, 7-24
Nov. 19	* at #6 Arkansas (@ Little Rock)	L, 17-44
Nov. 26	* OLE MISS	W, 31-3
Dec. 30	vs. Wake Forest (Music City Bowl)	W, 23-17

## 2012 (8-5, 4-4 SEC, 4th West, NR)

DATE	OPPONENT	SCORE
Sept. 1	JACKSON STATE	W, 56-9
Sept. 8	* AUBURN	W, 28-10
Sept. 15	at Troy	W, 30-24
Sept. 22	SOUTH ALABAMA	W, 30-10
Oct. 6	* at Kentucky	W, 27-14
Oct. 13	* TENNESSEE	W, 41-31
Oct. 20	MIDDLE TENNESSEE (HC)	W, 45-3
Oct. 27	* at #1 Alabama	L, 7-38
Nov. 3	* #16 TEXAS A&M	L, 13-38
Nov. 10	* at LSU	L, 17-37
Nov. 17	* ARKANSAS	W, 45-14
Nov. 24	* at Ole Miss	L, 24-41
Jan. 1	vs. #20 Northwestern (Gator Bowl)	L, 20-34

## 2013 (7-6, 3-5 SEC, 5th West, RV)

DATE	OPPONENT	SCORE
Aug. 31	vs. #13 Oklahoma State (@ Houston)	L, 3-21
Sept. 7	ALCORN STATE	W, 51-7
Sept. 14	* at Auburn	L, 20-24
Sept. 21	TROY	W, 62-7
Oct. 5	* #10 LSU	L, 26-59
Oct. 12	BOWLING GREEN (HC)	W, 21-20
Oct. 24	* KENTUCKY (Thurs.)	W, 28-22
Nov. 2	* at #14 South Carolina	L, 16-34
Nov. 9	* at #11 Texas A&M	L, 41-51
Nov. 16	* #1 ALABAMA	L, 7-20
Nov. 23	* at Arkansas (@ Little Rock)	W, 24-17 (OT)
Nov. 28	* OLE MISS (Thurs.)	W, 17-10 (OT)
Dec. 31	vs. Rice (Liberty Bowl)	W, 44-7

## 2014 (10-3, 6-2 SEC, 2nd West, No. 11/12)

DATE	OPPONENT	SCORE
Aug. 30	SOUTHERN MISS	W, 49-0
Sept. 6	UAB	W, 47-34
Sept. 13	at South Alabama	W, 35-3
Sept. 20	* at #8/8 LSU	W, 34-29
Oct. 4	* #6/7 TEXAS A&M	W, 48-31
Oct. 11	* #2/2 AUBURN	W, 38-23
Oct. 25	* at Kentucky	W, 45-31
Nov. 1	* ARKANSAS	W, 17-10
Nov. 8	UT MARTIN (HC)	W, 45-16
Nov. 15	* at #4/5 Alabama	L, 20-25
Nov. 22	* VANDERBILT	W, 51-0
Nov. 29	* at #18/19 Ole Miss	L, 17-31
Dec. 31	vs. #10/9/12 Georgia Tech (Orange Bowl)	L, 34-49

## 2015 (9-4, 4-4 SEC, t5th West, RV)

DATE	OPPONENT	SCORE
Sept. 5	at Southern Miss	W, 34-16
Sept. 12	* #14/15 LSU	L, 19-21
Sept. 19	NORTHWESTERN STATE	W, 62-13
Sept. 26	* at #25 Auburn	W, 17-9
Oct. 3	* at #14/15 Texas A&M	L, 17-30
Oct. 10	TROY	W, 45-17
Oct. 17	LOUISIANA TECH	W, 45-20
Oct. 24	* KENTUCKY	W, 42-16
Nov. 5	* at Missouri (Thurs.)	W, 31-13
Nov. 14	* #3/4/2 ALABAMA	L, 6-31
Nov. 21	* at Arkansas	W, 51-50
Nov. 28	* #19/19/18 OLE MISS	L, 27-38
Dec. 30	vs. NC State (Belk Bowl)	W, 51-28

## 2016 (6-7, 3-5 SEC, t5th West, NR)

DATE	OPPONENT	SCORE
Sept. 3	SOUTH ALABAMA	L, 20-21
Sept. 10	* SOUTH CAROLINA	W, 27-14
Sept. 17	* at #20/22 LSU	L, 20-23
Sept. 24	at UMass (@Foxborough)	W, 47-35
Oct. 8	* AUBURN	L, 14-38
Oct. 14	at BYU (Fri.)	L, 21-28 (2OT)
Oct. 22	* at Kentucky	L, 38-40
Oct. 29	SAMFORD (HC)	W, 56-41
Nov. 5	* #7/7/4 TEXAS A&M	W, 35-28
Nov. 12	* at #11/1 Alabama	L, 3-51
Nov. 19	* ARKANSAS	L, 42-58
Nov. 26	* at Ole Miss	W, 55-20
Dec. 26	vs. Miami (Ohio) (St. Petersburg Bowl)	W, 17-16

the Week" for the second time in Mullen's tenure.

Three weeks later, Mullen's squad secured a bowl berth with the most dominating Egg Bowl victory since 1916. The Bulldogs set four single-game school records in the 55-20 thrashing in Oxford. The 55 points were the most by any team in the Egg Bowl since 1915. Quarterback Nick Fitzgerald set an MSU single-game record in rushing yards (258), and he broke the SEC record for average yards per carry in a league game (18.4).

Mullen's 2016 senior class finished with 32 victories - tied for fourth in school history and just two shy of the school record. Of the top eight winningest senior classes in MSU history, four have occurred under Mullen's watch. The Bulldogs beat Miami (Ohio), 17-16, in the St. Petersburg Bowl on Dec. 26.

Fitzgerald, following in the footsteps of arguably the greatest player in school history, set nine school records in his first year as the starting quarterback. A once three-star recruit offered by only one Power 5 school (MSU), Fitzgerald shattered single-season league records for 100-yard rushing games by a quarterback (8) and average yards per rush by a quarterback (7.1). His top target, Fred Ross, became the first wide receiver in school history to earn first-team All-SEC honors in back-to-back seasons. Ross signed a contract with the Carolina Panthers in the spring of 2017.

In 2015, the Bulldogs celebrated another nine-win season highlighted by four road victories, a first since 1994. MSU put up a Belk Bowl record 569 yards of total offense to cap the year with a 51-28 win over NC State. Mullen's offense was spectacular. The catalysts for success were senior Dak Prescott and Ross. For the first time since 1978, MSU produced a first-team All-SEC quarterback and wide receiver in the same season. Ross became the first Bulldog to lead the SEC in receptions per game since 1978, shattering the single-season record for catches with 88.

Prescott put the finishing touches on the greatest career in program history. A once three-star recruit, Mullen developed Prescott into a polished passer as a senior. He shattered 38 school records and became one of only four players in FBS history to throw for over 9,000 yards and rush for over 2,500 yards in a career. Only two players in SEC history have ever achieved the feat with another Mullen protégé being the other in Tim Tebow.

## Unprecedented Success

Mullen (61-42, .592) enters the 2017 season just four victories shy of tying College Football Hall of Famer Allyn McKeen (65-19-3) for second in Bulldog all-time wins. In 2017, Mullen ties McKeen as the second-longest tenured coach in school history. Mullen's winning percentage ranks second in MSU annals among those who have coached six or more years. Only McKeen's .764 from 1939-48 is better.

Mullen has cemented the Bulldogs as one of the best in the SEC West as MSU ranks second in victories since 2014 (25) in college football's toughest division, which has produced a national title game finalist in 10 out of the last 11 years. He enters the 2017 campaign as the SEC's second-longest tenured current head coach behind only Alabama's Nick Saban (11th year).

Mullen has produced three seasons of at least nine victories in the last seven years, including the school's first back-to-back nine-win seasons in 2014 and 2015. To put in perspective, there were only four nine-win seasons at State in the 109 years prior to Mullen's arrival.

Bowl games have become the norm at State under Mullen's guidance. Prior to his arrival, the school record for consecutive bowl game appearances was three from 1998-2000. MSU is currently on a stretch of a school-record seven straight bowl appearances with its most recent triumph coming against Miami (Ohio) in the 2016 St. Petersburg Bowl. No other coach has been to more bowl games (seven) or won more bowl games (five) at MSU than Mullen. The Bulldogs are one of five SEC teams to earn a bowl berth every season this decade, and MSU is second in the league in bowl game wins (five) since 2010.

Only five teams have held the No. 1 ranking since the

start of the 2014 season - Alabama, Clemson, Florida State, Ohio State and Mississippi State.

No coach in school history had ever been a finalist for a national coach of the year honor until Mullen won the Maxwell Football Club's National Coach of the Year award in 2014. He also claimed the Associated Press SEC Coach of the Year award that same fall. On top of that, Mullen has shined in the Egg Bowl, owning a 5-3 record against Ole Miss. His five wins against the in-state rival ranks second in school history, while his .625 winning percentage against the Rebels is the best by an MSU coach since Sid Robinson's 4-0 mark from 1917-19 (minimum three years).

Furthermore, MSU's historic play has united a town and brought college football's epicenter to Starkville the past three years. Following a renovation and expansion completed in August 2014, Davis Wade Stadium has become one of college football's most difficult venues for an opposing team. Mullen has made winning at home a priority. The top 20 attended games in Davis Wade Stadium history have all occurred in the Mullen era. In 2015, the Bulldogs shattered the single-season total and average attendance records for the third straight year. The program also eclipsed over 50,000 in season ticket sales for the first time. Over 3 million fans have entered Davis Wade Stadium since Mullen took over prior to the 2009 season.

## The MSU Years

MSU entered the 2016 season as one of the nation's youngest teams but the Bulldogs still managed to reach a seventh straight bowl game. On Nov. 5, MSU topped No. 4 Texas A&M in Davis Wade Stadium and was recognized as the Football Writers Association's "National Team of



## BOSTON MARATHON MAN



Dan Mullen fulfilled a lifelong dream on April 18, 2016. Two days after coaching Mississippi State's spring football game, he completed the 120th Boston Marathon in 4:28:35. In the process, Mullen raised over \$60,000 for his Mullen 36 Family Foundation with proceeds going to children's charities throughout Mississippi. Mullen, who grew up just over 50 miles from the finish line in Manchester, New Hampshire, raced 26.2 miles through the historic course and was greeted by Bulldog fans.

The 2014 season was arguably the best in school history as Mullen's group won 10 regular season games for the first time and 10 overall for just the third time. The Bulldogs claimed six SEC wins -- the most by MSU since 1999 -- while finishing second in the difficult SEC West.

Mullen developed a team that went from unranked to No. 1 quicker than any in college football history (five weeks; Ohio State made the move in six weeks in 1964). The Bulldogs entered Sept. 20 at No. 8 LSU just outside the polls. Following a dazzling display by Prescott, MSU recorded its first victory in Tiger Stadium since 1991.

The Bulldogs were the nation's No. 1 team for the first time in 80 years of Associated Press polls following wins over No. 6 Texas A&M and No. 2 Auburn during a raucous stretch in Davis Wade Stadium. MSU became the first team since 1983 Auburn to defeat three consecutive top-10 ranked teams. The Bulldogs also became the first squad to hold the No. 1 ranking in the inaugural College Football Playoff poll.

The year was capped with a berth in the Orange Bowl for the first time since 1941. Mullen's squad rewrote the MSU record books in 2014, shattering 22 single-season records, including 10 by National Player of the Year finalist Prescott. The Bulldogs led the SEC in total offense for the first time since 1982, putting up a school-record 513.8 yards per game. State earned its highest Associated Press poll finish since 1940 (No. 11), and it tied its highest finish ever in the USA Today Amway Coaches poll (No. 12). Prescott finished higher in the Heisman Trophy vote than any MSU player by taking eighth in December 2014.

In 2013, MSU showed constant improvement and went on an inspiring three-game winning streak to close the season despite a rash of injuries. After a hard-fought game against No. 1 Alabama on Nov. 16, the Bulldogs bounced back a week later with their first victory ever at Arkansas. Then on a cold Thanksgiving night, Mullen continued his Egg Bowl success as MSU, on a gutsy final drive engineered by an injured Prescott, claimed its fourth Egg Bowl win in five seasons with a 17-10 overtime triumph. The Bulldogs closed the year racking up 533 yards to defeat Rice 44-7 in the AutoZone Liberty Bowl in Memphis, Tenn. The 37-point margin of victory was the largest of the 2013 college bowl season as MSU finished the year with a 7-6 record.

Mullen ignited the Bulldogs to a nine-win season in just his second year, 2010, and then another successful season in 2011. The 2010 Bulldogs closed out the season

with nine victories including posting the largest margin of victory in a bowl game in school history. The resounding 52-14 Gator Bowl win against Michigan capped a truly remarkable year.

With the nation's toughest schedule in 2009, State's rushing attack, led by first-team All-SEC selection and former NFL running back Anthony Dixon, finished ninth nationally with a 227.6 rushing yard average per game. State averaged 371.9 yards of total offense per game, the most since 2000 at the time.

Mullen's first season concluded with a rousing 41-27 victory over MSU's in-state rival, which brought the Golden Egg back to Starkville. He became the only third Mississippi State coach to win his Egg Bowl debut since 1939, joining McKeen and Jackie Sherrill.

### Player Development and "The Quarterback Whisperer"

Player development has been key in Mullen's eight previous seasons. Twenty-two Bulldogs have been chosen in the NFL Draft under Mullen's watch since 2010. What has proven to be even more impressive is how successful those players are when they reach the next level.

Prescott became the highest drafted MSU quarterback in modern NFL Draft history, going in the 2016 fourth round to the Dallas Cowboys. He joined a long line of Mullen developed signal callers to be selected in the NFL Draft: Josh Harris (Bowling Green), Omar Jacobs (Bowling Green), Alex Smith (Utah) and Tim Tebow (Florida).

Prescott captivated the nation in 2016, illustrating poise and skills of an eight-year NFL veteran as a rookie starting quarterback. The Mullen protégé set NFL rookie quarterback records for wins (13), passer rating (104.9), touchdown-to-interception ratio (23/4) and completion percentage (67.8). He was named NFL Rookie of the Year and became the first rookie quarterback in Cowboys history to be selected to the NFL Pro Bowl.

Said Prescott of his instant NFL success, "I give credit every chance I get to my college coach Dan Mullen for getting me prepared for the NFL mentally and teaching me the game of football. Not just teaching me spread offense, but teaching me defenses, teaching me all sorts of offenses so when I had the chance to put it on display here in the NFL that I knew a bunch of things. And I think that's something people may have missed in the draft, my knowledge of the game."

The 2016 NFL season saw a school-record three Bulldogs -- Prescott, Fletcher Cox and K.J. Wright -- reach the

## MULLEN VS. ALL OPPONENTS

<b>Alabama</b>	<b>0-8</b>	Middle Tennessee	2-0
Alcorn State	2-0	Missouri	1-0
<b>Arkansas</b>	<b>4-4</b>	NC State	1-0
<b>Auburn</b>	<b>3-5</b>	Northwestern	0-1
Bowling Green	1-0	Northwestern State	1-0
<b>BYU</b>	<b>0-1</b>	Oklahoma State	0-1
<b>Charleston Southern</b>	<b>0-0</b>	<b>Ole Miss</b>	<b>5-3</b>
Florida	1-1	Rice	1-0
<b>Georgia</b>	<b>1-1</b>	Samford	1-0
Georgia Tech	0-2	South Alabama	2-1
Houston	1-1	South Carolina	1-2
Jackson State	2-0	Southern Miss	2-0
<b>Kentucky</b>	<b>7-1</b>	Tennessee	1-0
<b>Louisiana Tech</b>	<b>2-0</b>	<b>Texas A&amp;M</b>	<b>2-3</b>
<b>LSU</b>	<b>1-7</b>	Troy	3-0
<b>Massachusetts</b>	<b>1-0</b>	UAB	3-0
Memphis	2-0	UT Martin	2-0
Miami (Ohio)	1-0	Vanderbilt	2-0
Michigan	1-0	Wake Forest	1-0

**BOLD** - denotes 2017 opponents





NFL Pro Bowl in Orlando. All three developed under Mullen at State. Prescott was the fifth SEC player to win NFL Rookie of the Year since its inception in 2002. Of the five winners, three have been coached by Mullen. Mullen mentored 2009 winner Percy Harvin at Florida as well as 2011 recipient Cam Newton for two seasons in Gainesville.

Pro Football Focus rated the top 10 NFL rookies for 2016 and two former Mullen players made the cut in Prescott and Kansas City Chiefs star Chris Jones. MSU and Ohio State were the only two programs to produce multiple rookies in the top 10.

In the last seven NFL Drafts, the Bulldogs have produced seven first- or second-round picks. In the eight drafts prior to Mullen's arrival, MSU did not have any.

The Bulldogs continue to rewrite the record books under Mullen. MSU has shattered 109 individual and team single-game, single-season and career statistical records under him. Meanwhile, the top seven total offensive seasons in school history have all occurred in the Mullen era.

### The Florida Years

As the offensive coordinator and quarterbacks coach at the University of Florida for four seasons prior to MSU, Mullen molded a Heisman Trophy, Davey O'Brien and Maxwell Award-winning quarterback, along with a Rimington Trophy finalist and a Biletnikoff Award semifinalist.

In 2008 alone, Mullen's offensive attack ranked third nationally in scoring – averaging better than 45 points per game as the Gators scored at least 30 points in 12-of-13 games. The 587 points scored eclipsed the previous Florida mark, set in 1996. Florida rushed for a school-record 41 touchdowns that season and UF's 80 rushing touchdowns over the two seasons ranked second nationally. Overall, Florida's rushing yardage of 2,987 ranked ninth nationally in 2008 and was the third-highest total in school history.

Seven offensive players were recognized as All-SEC selections following the season in which Mullen helped UF claim its second SEC Championship and a chance to play for its second national championship in three seasons.

The Gator offense ranked first in the SEC in scoring offense and total offense for a second-straight season in 2008, averaging 45.2 points and 442.4 yards per game. Under Mullen's tutelage in 2007, UF averaged 42.5 points and 457.2 yards.

In 2007, Mullen directed the Gator offense to the third-highest point total ever by a UF unit and the top single-season marks for rushing touchdowns and third-down conversion percentage. Florida's offense scored 75 touchdowns, second most in the SEC.

Mullen orchestrated a UF attack that was the only one in the nation to have rushed for a touchdown and passed for a touchdown in every game during the season. He also helped UF score on 83-of-152 drives in 2007 for a league-best 54.6 percent, marking the best number since the stat was tracked by the SEC in 2000. Florida additionally averaged 7.0 yards per play that year, the fourth-best total in the nation. Lastly, the Gators averaged 5.3 yards per rush, the second-best number in school history.

In 2007, Mullen helped coach sophomore quarterback Tim Tebow into a Heisman Trophy, Maxwell and Davey O'Brien award winner, 78th Sullivan Award winner and AP First-Team All-American among other honors. He also tutored six offensive players to the All-SEC team: Tebow, NFL Pro Bowler Percy Harvin, Cornelius Ingram, Brandon James, Jim Tarrt and Drew Miller.

Mullen played an integral role in Florida's 2006 national championship, overseeing an offense that averaged 29.7 points and 396.1 yards per game. In the BCS National Championship Game, he engineered an attack that produced 41 points against a top-ranked Ohio State squad that was limiting opponents to less than 11 points per game on the year. Under Mullen's tutelage, quarterback Chris Leak opened the contest by going 9-for-9 for 99 yards and a touchdown en route to earning Offensive MVP honors.

The 2006 Gator offense posted 76 plays of 20 yards or more, 19 of which went for touchdowns. Florida passed for 29 touchdowns in 2006, while Leak ranked among the national leaders with 23 scoring tosses. Tebow matched UF's then single-season record for rushing touchdowns by a quarterback with eight scores, and his 5.3 yards per carry average placed second nationally among signal callers. Six different players averaged at least 5.0 yards per carry.

In 2005, Chad Jackson played his way to Biletnikoff Award semifinalist status after matching the UF single-season record with 88 receptions, a figure that led the SEC and finished sixth nationally. Center Mike Degory was also named a finalist for the Rimington

## THE MULLEN FILE

**Hometown** \_\_\_\_\_ Manchester, N.H.  
**Bachelor's** \_\_\_\_\_ Exercise and  
 \_\_\_\_\_ sport science, Ursinus, 1994  
**Master's** \_\_\_\_\_ Education, Wagner, 1996  
**Wife** \_\_\_\_\_ Megan  
**Children** \_\_\_\_\_ Canon, Breelyn  
**Birthday** \_\_\_\_\_ April 27, 1972

### COACHING CAREER

**2009-p:** Mississippi State (Head Coach)  
**2005-08:** Florida (Offensive Coordinator/Quarterbacks)  
**2003-04:** Utah (Quarterbacks)  
**2001-02:** Bowling Green (Quarterbacks)  
**1999-2000:** Notre Dame (Graduate Assistant - Offense)  
**1998:** Syracuse (Graduate Assistant)  
**1996-97:** Columbia (Wide Receivers)  
**1994-95:** Wagner (Wide Receivers)

### BOWL GAMES AS A HEAD COACH

**2016:** St. Petersburg Bowl  
**2015:** Belk Bowl  
**2014:** Orange Bowl  
**2013:** Liberty Bowl  
**2013:** Gator Bowl  
**2011:** Music City Bowl  
**2011:** Gator Bowl

### BOWL GAMES AS AN ASSISTANT COACH

**2009:** BCS National Championship Game (Florida)  
**2008:** Capital One Bowl (Florida)  
**2007:** BCS National Championship Game (Florida)  
**2006:** Outback Bowl (Florida)  
**2005:** Fiesta Bowl (Utah)  
**2003:** Liberty Bowl (Utah)  
**2001:** Fiesta Bowl (Notre Dame)  
**1999:** Orange Bowl (Syracuse)



## MULLEN'S YEAR-BY-YEAR RECORD

Year	School	Overall	SEC	Noteable
2009	Mississippi State	5-7	3-5	def. #20 Ole Miss, 41-27
2010	Mississippi State	9-4	4-4	Gator Bowl champs, def. Michigan
2011	Mississippi State	7-6	2-6	Music City Bowl champs
2012	Mississippi State	8-5	4-4	won first seven games
2013	Mississippi State	7-6	3-5	Liberty Bowl champs
2014	Mississippi State	10-3	6-2	Orange Bowl, reached No. 1 ranking
2015	Mississippi State	9-4	4-4	Belk Bowl champs
2016	Mississippi State	6-7	3-5	St. Petersburg Bowl, Egg Bowl champs
<b>TOTALS</b>		<b>61-42 (.592)</b>	<b>29-35 (.453)</b>	

## MSU WIN PCT. SINCE 1938

Coch	(minimum 3 years)	Record	Pct.
1. ^	Allyn McKeen (1939-48)	65-19-3	.764
2.	Dan Mullen (2009-p)	61-42	.592
3.	Jackie Sherrill (1991-2003)	75-75-2	.500
^ - College Football Hall of Famer			

## MSU BOWL VICTORIES

Coch	App.	Wins
1. Dan Mullen (2009-p)	7	5
2. Jackie Sherrill (1991-2003)	6	2
3. 4 coaches	several	1

Trophy, given annually to the nation's top center, during that campaign. Both earned first-team All-SEC honors under Mullen's tutelage.

### The Utah and Bowling Green Years

Mullen went to Florida from Utah with head coach Urban Meyer, with whom he had spent 10 seasons. While the quarterbacks coach at Utah, Mullen developed current NFL standout Alex Smith – the first overall selection in the 2005 NFL Draft – from a pocket passer into an efficient executor of the spread, making him one of the most versatile threats in college football. Smith took over the starting job three games into Mullen's tenure, passing for 2,247 yards and running for 452 to finish second in the Mountain West in total offense in 2003.

The 2004 campaign saw Smith earn National Player of the Year honors from The Sporting News and Sports Illustrated, while also becoming Utah's first-ever Heisman Trophy finalist. Smith also garnered final consideration for the Davey O'Brien and Walter Camp National Player of the Year Awards. Smith passed for 2,952 yards and 32 touchdowns and ran for 631 yards and 10 scores on the year, ranking second in the nation with a 176.5 efficiency rating and leading the Utes to a perfect 12-0 season and a Fiesta Bowl championship. As a team, Utah finished the 2004 season third in the nation in scoring offense (45.3) and total offense (499.8).

Prior to his stint at Utah, Mullen served as quarterbacks' coach at Bowling Green for two seasons, putting up 6,627 yards of total offense and scoring 81 touchdowns during that span. In 2002, quarterback Josh Harris threw for 2,425 yards, ran for 737 yards and completed the campaign as the nation's third-leading scorer.

Mullen spent the two years before his Bowling Green stint as a graduate assistant at Notre Dame, and before that assisted with Syracuse's 1998 BIG EAST championship and Orange Bowl run.

### Academic and Off the Field Success

Off the field, Mullen's players are constant achievers in the classroom and the community donating countless hours to the Starkville area and state of Mississippi. A school-record 31 Bulldogs were named to the 2016 SEC Fall Academic Honor Roll, which ranked among the top five in the league. During Mullen's entire tenure at MSU, 166 players have earned the distinction of SEC Honor Roll recipient.

State is tied for the SEC lead in number of National Football Foundation National Scholar-Athletes produced since 2010 with two. Mullen joined Taveze Calhoun in New York in December 2015 as the senior cornerback was chosen a finalist for the Campbell Trophy, the "Academic Heisman" considered the top academic award in all of college football.

MSU's NCAA Academic Progress Rate (APR) continues to shine and was a critical component to the Bulldogs' bowl berth in 2016. In May 2017, Mullen's program posted an NCAA APR of 974, representing the highest in school history and the fifth-best mark in the SEC. MSU's most recent NCAA Graduation Success Rate (GSR) unveiled in the fall of 2016 exceeded the program's all-time high score and was above the national average.

A two-year starter at tight end for Ursinus College in Collegeville, Pa., Mullen earned first-team All-Centennial Conference honors as a senior. He is married to the former Megan West, and the couple has two children, one son (Canon) and one daughter (Breelyn).

The Mullen's created the Mullen Family 36 Foundation, raising close to \$500,000 for charity in the last five years. The foundation has impacted the lives of 36 different children's charities throughout the state of Mississippi and annually chooses a deserving student for a college scholarship. In the spring of 2017, the foundation hosted its first golf classic, bringing back former Bulldogs and celebrities that raised over \$100,000 for children's charities.

Mullen crossed a bucket list item off in April 2016. Two days after coaching in the Bulldogs' spring game, he received a sponsorship exemption through Adidas to run the 120th Boston Marathon, which he completed in 4:28:35. In the process, the Mullen 36 Family Foundation raised over \$60,000 through race donations. An avid runner who grew up just over 50 miles from the finish line in Manchester, New Hampshire, he ran 26.2 miles through the historic course with several MSU fans cheering him on.



## MULLEN'S NFL PLAYERS

78 Players (50 at Mississippi State)

Position	Player (Draft Round)	College	Last NFL Team
DL	Nelson Adams (FA)	Mississippi State	Pittsburgh Steelers
DL	Denico Autry (FA)	Mississippi State	Oakland Raiders
WR	Dallas Baker (7th)	Florida	Pittsburgh Steelers
RB	Vick Ballard (5th)	Mississippi State	New Orleans Saints
CB	Johnthan Banks (2nd)	Mississippi State	Chicago Bears
OL	Ben Beckwith (FA)	Mississippi State	San Diego Chargers
P/K	Devon Bell (FA)	Mississippi State	Detroit Lions
S	Wade Bonner (FA)	Mississippi State	Philadelphia Eagles
DL	Josh Boyd (5th)	Mississippi State	Indianapolis Colts
QB	John Brantley (FA)	Florida	Baltimore Ravens
LB	Beniquez Brown (FA)	Mississippi State	Green Bay Packers
LB	Richie Brown (FA)	Mississippi State	Tampa Bay Buccaneers
DL	Ryan Brown (FA)	Mississippi State	Cincinnati Bengals
WR	Chad Bumphis (FA)	Mississippi State	Jacksonville Jaguars
OG	Lance Butler (FA)	Florida	Cleveland Browns
WR	Andre Caldwell (3rd)	Florida	Denver Broncos
CB	Taveze Calhoun (FA)	Mississippi State	New Orleans Saints
DL	Johnathan Calvin (FA)	Mississippi State	Green Bay Packers
OL	James Carmon (FA)	Mississippi State	Buffalo Bills
LB	Jamar Chaney (7th)	Mississippi State	Denver Broncos
SNP	Winston Chapman (FA)	Mississippi State	Miami Dolphins
DL	Dewayne Cherrington (FA)	Mississippi State	Seattle Seahawks
WR	Arceto Clark (FA)	Mississippi State	Seattle Seahawks
OL	Blaine Clausell (FA)	Mississippi State	Carolina Panthers
WR	Riley Cooper (5th)	Florida	Philadelphia Eagles
DL	Fletcher Cox (1st)	Mississippi State	Philadelphia Eagles
S	Justin Cox (FA)	Mississippi State	Kansas City Chiefs
OL	Dillon Day (FA)	Mississippi State	Denver Broncos
RB	Anthony Dixon (6th)	Mississippi State	Buffalo Bills
DL	Kaleb Eulls (FA)	Mississippi State	Los Angeles Chargers
OL	Marcus Gilbert (2nd)	Florida	Pittsburgh Steelers
OT	Randy Hand (FA)	Florida	New England Patriots
QB	Josh Harris (6th)	Bowling Green	Baltimore Ravens
WR	Percy Harvin (1st)	Florida	Buffalo Bills
S	Jay Hughes (FA)	Mississippi State	St. Louis Rams
OG	Maurice Hurt (7th)	Florida	Washington Redskins
TE	Cornelius Ingram (5th)	Florida	Denver Broncos
WR	Chad Jackson (2nd)	Florida	Oakland Raiders
OG	Gabe Jackson (3rd)	Mississippi State	Oakland Raiders
QB	Omar Jacobs (5th)	Bowling Green	Pittsburgh Steelers
DL	Nick James (FA)	Mississippi State	Detroit Lions
TE	Malcolm Johnson (FA)	Mississippi State	Seattle Seahawks
DT	Chris Jones (2nd)	Mississippi State	Kansas City Chiefs
OL	Addison Lawrence (FA)	Mississippi State	Baltimore Ravens
LB	Cameron Lawrence (FA)	Mississippi State	Dallas Cowboys
QB	Chris Leak (FA)	Florida	Chicago Bears
DL	Kyle Love (FA)	Mississippi State	Carolina Panthers
LB	Benardrick McKinney (2nd)	Mississippi State	Houston Texans
DL	Pernell McPhee (5th)	Mississippi State	Chicago Bears
C	Drew Miller (FA)	Florida	Jacksonville Jaguars
S	Charles Mitchell (6th)	Mississippi State	Denver Broncos
RB	Kestahn Moore (FA)	Florida	Tennessee Titans
WR	Louis Murphy (4th)	Florida	Tampa Bay Buccaneers
WR	David Nelson (FA)	Florida	New York Jets
RB	LaDarius Perkins (FA)	Mississippi State	Indianapolis Colts
C	Maurkice Pouncey (1st)	Florida	Pittsburgh Steelers
C	Mike Pouncey (1st)	Florida	Miami Dolphins
QB	Dak Prescott (4th)	Mississippi State	Dallas Cowboys
RB	Chris Rainey (5th)	Florida	Arizona Cardinals
CB	Will Redmond (3rd)	Mississippi State	San Francisco 49ers
RB	Josh Robinson (6th)	Mississippi State	Indianapolis Colts
WR	Fred Ross (FA)	Mississippi State	Carolina Panthers
OL	Quentin Saulsberry (FA)	Mississippi State	Minnesota Vikings
OL	Justin Senior (6th)	Mississippi State	Seattle Seahawks
OL	Derek Sherrod (1st)	Mississippi State	Kansas City Chiefs
LB	Deontae Skinner (FA)	Mississippi State	New York Giants
CB	Darius Slay (2nd)	Mississippi State	Detroit Lions
QB	Alex Smith (1st)	Utah	Kansas City Chiefs
DL	Preston Smith (2nd)	Mississippi State	Washington Redskins
OL	Phil Trautwein (FA)	Florida	St. Louis Rams
QB	Tim Tebow (1st)	Florida	Philadelphia Eagles
WR	Deonte Thompson (FA)	Florida	Baltimore Ravens
OT	Tavares Washington (FA)	Florida	San Francisco 49ers
OL	Jason Watkins (FA)	Florida	Philadelphia Eagles
LB	Matt Wells (6th)	Mississippi State	St. Louis Rams
LB	Chris White (6th)	Mississippi State	New England Patriots
LB	K.J. Wright (4th)	Mississippi State	Seattle Seahawks
RB	DeShawn Wynn (7th)	Florida	Green Bay Packers



## NATIONAL COACH OF THE YEAR



Mullen was formally awarded with the Maxwell Football Club's National Coach of the Year honor in March 2015, becoming the first in MSU history.

## DR. DAN MULLEN



In May 2017, Mullen received an honorary degree of Doctor of Humane Letters after giving the commencement speech at his alma mater of Ursinus College.

## MULLEN FAMILY 36 FOUNDATION



The Mullen Family 36 Foundation, which supports children's charities in Mississippi, has raised nearly \$500,000 the last five years. The foundation held a golf classic in April 2017 and welcomed back several NFL Bulldogs, including Fletcher Cox and Dak Prescott.

"Right now, there's no head coach in college football who has a better quarterback resume than this guy. He was the offensive coordinator at Utah for Alex Smith — a QB playing at a high level for the Kansas City Chiefs. Tim Tebow — his next quarterback at Florida — won the Heisman Trophy. And now, at Mississippi State ... with Dak Prescott, and look how he's playing in the NFL."

- **GARY DANIELSON, CBS**

"I like offensive football and because of that, I have always been a fan of Dan Mullen. When I first saw Dan Mullen, he was the offensive coordinator at Utah coaching Alex Smith. They win the Fiesta Bowl. They go 12-0. He goes and gets Tim Tebow. He wins the Heisman Trophy at Florida. First round draft choices. And now Dak."

- **JON GRUDEN, ESPN/FORMER NFL COACH**

"He's taking two and three star recruits and turning them into some of the top players and athletes in all of college football. From a technique, coaching standpoint and the way he develops players, anybody can argue he's one of the better coaches. Overall, he's one of those guys that is just good for college football."

- **DAVID GREENE, SEC NETWORK**





# REWRITING THE MISSISSIPPI STATE RECORD BOOKS IN THE DAN MULLEN ERA (2009-PRESENT)

# 109

individual and team single-game, single-season and career statistical records have been broken in the Dan Mullen era.

## Individual Single-Game (16 overall)

**Rushing Yards** – Nick Fitzgerald; 258 at Ole Miss (2016)  
**Rushing Yards by a Quarterback** – Nick Fitzgerald; 258 at Ole Miss (2016)  
**Yards Per Rush** – Nick Fitzgerald; 18.4 at Ole Miss (2016) - 2nd SEC history  
**Total Offense** – Dak Prescott; 554 at Arkansas (2015)  
**Total Plays** – Dak Prescott; 70 at Alabama (2014)  
**Touchdowns Responsible For** – Dak Prescott; 7 at Arkansas (2015) & Nick Fitzgerald; 7 vs. Samford (2016)  
**Completions** – Dak Prescott; 38 at Arkansas (2015)  
**Completion Percentage** – Dak Prescott; .769 vs. Texas A&M (2014)  
**Passing Yards** – Dak Prescott; 508 at Arkansas (2015)  
**Passing Touchdowns** – Dak Prescott; 5 at Arkansas (2015) & Nick Fitzgerald; 5 vs. Samford (2016)  
**Consecutive Attempts Without an INT** – Dak Prescott; 52 vs. LSU (2015)  
**Receiving Yards** – Jameon Lewis; 220 vs. Rice (2013)  
**Receiving Touchdowns** – Chad Bumphis; 3 vs. Troy (2012) & Donald Gray; 3 vs. Samford (2016)  
**Interceptions** – Richie Brown; 3 vs. Texas A&M (2014)  
**Interception Return Yards** – Johnthan Banks; 120 vs. Florida (2009)  
**Interception Touchdowns** – Johnthan Banks; 2 vs. Florida (2009)

## Team Single-Game (8 overall)

**Yards Per Rush** – 9.7 at Ole Miss (2016)  
**Passing Attempts** – 54 vs. LSU (2015)  
**Passing Completions** – 34 vs. LSU (2015)  
**Completion Percentage** – .800 vs. Memphis (2010)  
**Passing Yards** – 508 at Arkansas (2015)  
**Touchdown Passes** – 5 at Arkansas (2015); vs. Georgia Tech (2014); vs. Samford (2016)  
**Total Plays** – 100 vs. Arkansas (2010)  
**Total Offense** – 669 vs. Samford (2016)

## Individual Single-Season (36 overall)

**Rushing Yards** – Anthony Dixon; 1,391 (2009)  
**Yards Per Rush** – Nick Fitzgerald; 7.1 (2016)  
**Rushing Yards by a Quarterback** – Nick Fitzgerald; 1,375 (2016)  
**Rushing Yards Per Game** – Anthony Dixon; 126.5 (2009)  
**100-Yard Rushing Games** – Anthony Dixon; 8 (2009) & Nick Fitzgerald; 8 (2016)  
**100-Yard Rushing Games by a Quarterback** – Nick Fitzgerald; 8 (2016)  
**Rushing Touchdowns** – Vick Ballard; 19 (2010)  
**Total Offense** – Dak Prescott; 4,435 (2014)  
**Total Offense Yards Per Game** – Dak Prescott; 341.2 (2014)  
**Touchdowns Responsible For** – Dak Prescott; 41 (2014)  
**Passing Attempts** – Dak Prescott; 477 (2015)  
**Passing Completions** – Dak Prescott; 316 (2015)  
**Completion Percentage** – Dak Prescott; .662 (2015)  
**Passing Yards** – Dak Prescott; 3,793 (2015)  
**Passing Yards Per Game** – Dak Prescott; 291.8 (2015)  
**200-Yard Passing Games** – Dak Prescott; 12 (2014, 2015)  
**300-Yard Passing Games** – Dak Prescott; 7 (2015)  
**Passing Touchdowns** – Dak Prescott; 29 (2015)  
**Passing Efficiency** – Dak Prescott; 151.7 (2014)  
**Consecutive Attempts Without an INT** – Dak Prescott; 239 (2015)  
**Consecutive Games with a Touchdown Pass** – Dak Prescott; 13 (2014)  
**Receiving Touchdowns** – Chad Bumphis; 12 (2012)  
**Receptions** – Fred Ross; 88 (2015)  
**100-Yard Receiving Games** – Fred Ross; 5 (2015)  
**Points Scored** – Vick Ballard; 120 (2010)  
**Touchdowns Scored** – Vick Ballard; 20 (2010)  
**PAT Kicks Attempted** – Evan Sobieski; 59 (2014)  
**PAT Kicks Made** – Evan Sobieski; 56 (2014)  
**Most Kickoff Returns** – Leon Berry; 38 (2009)  
**Kickoff Return Yardage** – Leon Berry; 1,015 (2009)

**Kickoff Return Touchdowns** – Jameon Lewis; 1 (2012) & Brandon Holloway (2015)  
**Yards Per Kickoff Return** – Leon Berry; 26.8 (2010)  
**Interceptions** – Corey Broomfield; 6 (2009)  
**Return Yards Per Interception** – Johnthan Banks; 36.2 (2009)  
**Interceptions Return Yards** – Johnthan Banks; 145 (2009)  
**Interceptions Returned for a Touchdowns** – Johnthan Banks & Corey Broomfield; 2 (2009)

## Team Single-Season (18 overall)

**Total Offensive Yards** – 6,679 (2014)  
**Total Plays** – 1,001 (2014)  
**Yards Per Play** – 6.7 (2014)  
**Per Game Offense** – 513.8 (2014)  
**Points Scored** – 480 (2014)  
**Points Per Game** – 36.9 (2014)  
**Most Offensive Touchdowns** – 60 (2014)  
**Total First Downs** – 334 (2014)  
**Yards Per Rush** – 5.6 (2016)  
**Passing Yardage** – 4,113 (2015)  
**Passing Yards Per Game** – 316.4 (2015)  
**Completion Percentage** – .662 (2015)  
**Completions** – 331 (2015)  
**Passing Touchdowns** – 31 (2014)  
**Blocked Kicks** – 4 (2014, 2015)  
**Most PAT Kicks Made** – 60 (2014)  
**100-Yard Receiving Games** – 8 (2015)  
**Tackles For Loss** – 98 (2015)

## Individual Career (31)

**Rushing Attempts** – Anthony Dixon; 910 (2nd in SEC history)  
**Rushing Yards** – Anthony Dixon; 3,994 (8th in SEC history)  
**Rushing Yards by a Quarterback** – Dak Prescott; 2,521 (3rd in SEC history)  
**100-Yard Rushing Games** – Anthony Dixon; 17  
**100-Yard Rushing Games by a Quarterback** – Dak Prescott; 9  
**Rushing Touchdowns** – Anthony Dixon; 42 (7th in SEC history)  
**All-Purpose Yards** – Anthony Dixon; 4,443  
**Total Plays** – Dak Prescott; 1,709 (4th in SEC history)  
**Total Offense** – Dak Prescott; 11,897 (3rd in SEC history)  
**Touchdowns Responsible** – Dak Prescott; 114 (4th in SEC history)  
**Passing Attempts** – Dak Prescott; 1,169 (19th in SEC history)  
**Completions** – Dak Prescott; 734 (12th in SEC history)  
**Completion Percentage** – Dak Prescott; .628 (12th in SEC history)  
**Consecutive Attempts Without an INT** – Dak Prescott; 288 (3rd in SEC history)  
**Passing Touchdowns** – Dak Prescott; 70 (16th in SEC history)  
**Passing Yards** – Dak Prescott; 9,376 (11th in SEC history)  
**200-Yard Passing Games** – Dak Prescott; 29  
**300-Yard Passing Games** – Dak Prescott; 9  
**400-Yard Passing Games** – Dak Prescott; 2  
**Passing Efficiency** – Dak Prescott; 146.1 (12th in SEC history)  
**Interception Percentage** – Dak Prescott; .0196 (4th in SEC history)  
**Receptions** – Fred Ross; 199 (9th in SEC history)  
**Receiving Yards** – Fred Ross; 2,528  
**Receiving Touchdowns** – Chad Bumphis; 24 (15th in SEC history)  
**100-Yard Receiving Games** – Fred Ross; 10  
**Consecutive Games with a Reception** – Fred Ross; 35  
**Points** – Anthony Dixon; 276  
**Touchdowns Scored** – Anthony Dixon; 46 (6th in SEC history)  
**Yards Per Kickoff Return** – Leon Berry; 26.7 (6th in SEC history)  
**Kickoff Return Yards Per Game** – Leon Berry; 84.6  
**Kickoff Return Touchdowns** – Leon Berry; 2

**BOLD** - denotes current player



## BRIAN BAKER

**Defensive Line**

*Second season at MSU*

@MSUCoachBaker

A 19-year NFL coaching veteran, Brian Baker begins his second season on the Mississippi State staff in charge of the defensive line in 2017. He owns over 30 years of coaching experience.

Baker's first season in Starkville saw his unit rank in the top five of the Southeastern Conference in tackles for loss (81). Three of his players signed NFL free agent contracts in May 2017, including Nelson Adams (Pittsburgh Steelers), Johnathan Calvin (Green Bay Packers) and Nick James (Detroit Lions).

Baker also mentored true freshman Jeffery Simmons into a Freshman All-SEC season. Simmons led all SEC freshmen in forced fumbles (two), and he finished with 40 tackles, 3.5 tackles for loss and four quarterback hurries. He ranked fifth among SEC freshmen in tackles. Simmons became the first Bulldog defensive lineman to earn the honor since current Kansas City Chiefs standout Chris Jones in 2013.

Baker has coached eight Pro Bowlers, including the likes of DeMarcus Ware and Julius Peppers. He spent the 2014 season with the Redskins as outside linebacker Ryan Kerrigan recorded a career-best 13.5 sacks under Baker's tutelage.

Prior to his year in Washington, he served as the Cleveland Browns' outside linebackers coach, helping the Browns finish third in the AFC and ninth in the NFL in total defense (332.4 yards per game).

Baker spent the 2011-12 seasons as the defensive line coach with the Dallas Cowboys. Under Baker, nose tackle Jay Ratliff earned a Pro Bowl selection in 2012. Baker also contributed to the Pro Bowl selections of linebackers DeMarcus Ware and Anthony Spencer as part of his responsibilities overseeing the pass rush.

Prior to his time in Dallas, Baker spent two seasons as the Carolina Panthers' defensive line coach from 2009-10. In 2010, defensive end Charles Johnson led the Panthers with 11.5 sacks, tied for the fourth-most in the NFL. In 2009, defensive end Julius Peppers led the team with 10.5 sacks en route to a Pro Bowl selection.

Baker coached the St. Louis Rams' defensive line from 2006-08. In 2008, his unit notched 20 of the team's 30 sacks. In 2006, defensive end Leonard Little tied for fifth in the league with 13.0 sacks, while defensive tackle La'Roi Glover finished sixth among NFC defensive tackles with 5.5 sacks.

From 2001-05, Baker worked in various capacities for the Minnesota Vikings, serving as defensive line coach in 2001 and 2004-05 and as linebackers coach from 2002-03. He helped defensive tackle Kevin Williams earn his first of six Pro Bowl selections following the 2004 season. That season, Williams recorded a career-best 11.5 sacks and was selected to the AP All-Pro team. Along with Williams, defensive end Lance Johnstone totaled 11 sacks in 2004 to give the Vikings the third-most prolific sack duo in the league that year with 22.5.

Baker was the Detroit Lions' defensive line coach from 1997-2000, spearheading defensive linemen Robert Porcher (1997 and 1999) and Luther Elliss (1999 and 2000) to Pro Bowl selections. In 1999, Porcher registered 15 sacks, the most by any Lion in a single-season since sacks became official in 1982.

Baker made his NFL coaching debut as the defensive line coach with the San Diego Chargers in 1996 after spending 12 years on the collegiate level. He had stints at Georgia Tech (1987-95), Army (1986) and Maryland (1984-85).

The highlight of his nine years as linebackers coach at Georgia Tech came in 1990. The Yellow Jackets claimed the 1990 National Championship as the nation's only unbeaten team with an 11-0-1 record. Tech defeated Nebraska 45-21 in the 1991 Citrus Bowl to complete the unbeaten season.

A native of Baltimore, Md., Baker played outside linebacker at the University of Maryland from 1980-83 and helped the Terps win the Atlantic Coast Conference in 1983. After his playing career, he helped coach outside linebackers as a student coach and graduate assistant from 1984-85 and earned a degree in marketing in 1985.

Baker and his wife, Nevada, have three daughters, Nicole, Jade and Jasmine.

## THE BAKER FILE

**Hometown** \_\_\_\_\_ Baltimore, Md.  
**Alma Mater** \_\_\_\_\_ Maryland  
**Bachelor's** \_\_\_\_\_ Marketing, 1985  
**Wife** \_\_\_\_\_ Nevada  
**Children** \_\_\_\_\_ Nicole, Jade, Jasmine  
**Birthday** \_\_\_\_\_ June 20, 1962

### COACHING CAREER

**2016-p:** Mississippi State (Defensive Line)  
**2015:** Covenant Christian Acad. of Colleyville (Texas) (Asst. Coach/Mentor)  
**2014:** Washington Redskins (Outside Linebackers)  
**2013:** Cleveland Browns (Outside Linebackers)  
**2011-12:** Dallas Cowboys (Defensive Line)  
**2009-10:** Carolina Panthers (Defensive Line)  
**2006-08:** St. Louis Rams (Defensive Line)  
**2004-05:** Minnesota Vikings (Defensive Line)  
**2002-03:** Minnesota Vikings (Linebackers)  
**2001:** Minnesota Vikings (Defensive Line)  
**1997-2000:** Detroit Lions (Defensive Line)  
**1996:** San Diego Chargers (Defensive Line)  
**1995:** Georgia Tech (Defensive Coordinator/Linebackers)  
**1987-94:** Georgia Tech (Linebackers)  
**1986:** Army (Fullbacks)  
**1985:** Maryland (Graduate Assistant)  
**1984:** Maryland (Student Assistant)

### BOWL GAMES AS A COACH

**2016:** St. Petersburg Bowl (MSU)  
**2004:** NFC Divisional Round (Minnesota Vikings)  
**1999:** NFC Wild Card (Detroit Lions)  
**1997:** NFC Wild Card (Detroit Lions)  
**1991:** Aloha Bowl (Georgia Tech)  
**1990:** Citrus Bowl (Georgia Tech) (National Champions)  
**1985:** Cherry Bowl (Maryland)  
**1984:** Sun Bowl (Maryland)

\* - year indicates season







## TERRELL BUCKLEY

**Cornerbacks/  
Recruiting Coordinator**  
*Second season at MSU*

@27TBuck

A Mississippian through and through, Terrell Buckley returned to his home state in 2016 as an assistant coach on Dan Mullen's Mississippi State staff. Buckley enters his second season as the Bulldogs' cornerbacks coach and recruiting coordinator.

Buckley, a 14-year NFL veteran and Super Bowl champion, was one of the most dynamic players in Mississippi history, guiding Pascagoula High School to a 1987 football state championship and undefeated season. He was inducted into the Pascagoula Athletic Hall of Fame in June 2015. He was born in Columbia, Miss., and spent most of his childhood in Gautier.

Buckley was instrumental in helping MSU haul in one of the nation's Top 25 recruiting classes in February 2017. Despite a rash of injuries in the secondary in 2016, the Bulldogs ranked in the top tier of the league in interceptions with 14. Buckley's squad closed the year on a two-game winning streak, shutting down Ole Miss and Miami (Ohio) to capture the Egg Bowl and St. Petersburg Bowl, respectively.

Buckley spent the 2014-15 seasons coaching cornerbacks at Louisville and helping the Cardinals to back-to-back bowl appearances, including a Music City Bowl victory over Texas A&M in December 2015. In both of Buckley's seasons, Louisville was tops in the Atlantic Coast Conference in interceptions and turnovers gained.

His two starting cornerbacks – Trumaine Johnson and Shaq Wiggins -- earned honorable mention All-ACC honors this season. Despite a young secondary in 2015, Louisville ranked 14th nationally in interceptions with 14. The Cardinals also led the league in turnovers gained (26, 20th nationally) and were second in the ACC in passes defended (66, 30th nationally).

In Buckley's first season of 2014, Louisville boasted one of the elite secondary's in all of college football. The Cardinals led the nation in interceptions with 26. As a unit, the squad ranked sixth nationally in total defense (308.5 ypg) and 11th nationally in turnovers gained (30). Buckley mentored corners Charles Gaines and Terrell Floyd, both of whom inked NFL contracts following their collegiate careers.

Prior to his stint at Louisville, Buckley was a member of Terry Bowden's staff at Akron, coaching corners from 2012-13. Two of Buckley's players – Micklos Blake and Bryce Cheek – earned academic honorable mention honors from the Mid-American Conference.

Buckley got his coaching start after earning his undergraduate degree from Florida State in 2007. From 2008-11, he served in various assistant roles on Bobby Bowden and Jimbo Fisher's staffs.

A two-year starter and three-year letterwinner as a cornerback and return specialist at FSU (1989-91), he was inducted into the school's sports hall of fame in 2003. He had his jersey No. 27 retired in 2011, and he is one of nine players in FSU history to earn that distinction.

Buckley left FSU as the program's all-time leader in interceptions (21) and interception return yards (501). He tied school records for touchdowns off interceptions (4) and punt returns (3). His interception return yardage still stands as an NCAA FBS record.

He earned consensus All-America honors as a junior in 1991 and won the Jim Thorpe Award as the nation's top defensive back. That same season, he finished seventh in the voting for the Heisman Trophy.

Buckley was also a member of the Seminoles baseball team for two seasons (1990-91), playing outfield and second base, and was a sprinter on the outdoor track team (1991-92). He was picked fifth overall in the 1992 NFL Draft by the Green Bay Packers and spent the next 14 seasons in the league on six different teams (1992-2005).

During his NFL career, Buckley amassed 50 interceptions. In 1996, Buckley led the league in interception return yards (164) and, as a rookie in 1992, set what remains a current record as the youngest player to return a punt for a touchdown (21 years, 105 days – Sept. 20, 1992, versus Cincinnati).

Buckley had at least one interception in 13 consecutive NFL seasons. As a member of the New England Patriots in the 2001 AFC Championship game, he tallied an interception in a 24-17 win over the Pittsburgh Steelers. Two weeks later, he added a championship ring to his collection when the Patriots won Super Bowl XXXVI over the St. Louis

### THE BUCKLEY FILE

**Hometown** \_\_\_\_\_ Pascagoula, Miss.  
**Alma Mater** \_\_\_\_\_ Florida State  
**Bachelor's** \_\_\_\_\_ B.A., 2007  
**Children** \_\_\_\_\_ Sherrell, Brianna, Britney  
**Birthday** \_\_\_\_\_ June 7, 1971

#### COACHING CAREER

**2016-p:** Mississippi State (Cornerbacks/Recruiting Coordinator)  
**2014-15:** Louisville (Cornerbacks)  
**2012-13:** Akron (Cornerbacks)  
**2010-11:** Florida State (Weight Room)  
**2009:** Florida State (Graduate Assistant)  
**2008:** Florida State (Assist Wide Receivers)  
**2007:** Florida State (Student Assistant)

#### BOWL GAMES AS A COACH

**2016:** St. Petersburg Bowl (MSU)  
**2015:** Music City Bowl (Louisville)  
**2014:** Belk Bowl (Louisville)  
**2011:** Champs Sports Bowl (Florida State)  
**2010:** Chick-fil-A Bowl (Florida State)  
**2009:** Gator Bowl (Florida State)  
**2008:** Champs Sports Bowl (Florida State)  
**2007:** Music City Bowl (Florida State)

\* - year indicates season

#### PLAYING CAREER

**2005:** New York Giants  
**2004:** New York Jets  
**2003:** Miami Dolphins  
**2001-02:** New England Patriots  
**2000:** Denver Broncos  
**1995-99:** Miami Dolphins  
**1992-94:** Green Bay Packers  
**1989-91:** Florida State Seminoles

#### BOWL GAMES AS A PLAYER

**2001:** Super Bowl (New England)  
**1991:** Cotton Bowl (Florida State)  
**1990:** Blockbuster Bowl (Florida State)  
**1989:** Fiesta Bowl (Florida State)

Rams in New Orleans, not far from his hometown.

In June 2017, Buckley was listed on the 2018 ballot for induction into the College Football Hall of Fame. He is one of 75 players up for induction from the Football Subdivision. The honorees will be announced in January 2018.

Buckley has three daughters, Sherrell, Brianna and Britney. Sherrell graduated from Florida State in May 2017 with a degree in industrial engineering, and she was a member of the Florida State women's golf team.







## BRETT ELLIOTT

### Quarterbacks

*First season at MSU*

 @coachelliottmsu

An outstanding quarterback in his own right for Dan Mullen, Brett Elliott now oversees the position and begins his first season as an assistant coach at Mississippi State.

Elliott is no stranger to Starkville after serving as an offensive graduate assistant (2012) and offensive quality control specialist (2013-14) for some of the most successful Bulldog teams in history. He played a critical role in the quarterback room, working closely with MSU legend Dak Prescott and current Bulldog quarterback Nick Fitzgerald in his true freshman season.

Elliott coached on the first team in MSU history to reach the No. 1 ranking, a spot it spent for five straight weeks in 2014. That squad reached its first Orange Bowl since 1941, set 22 school records and became the first Bulldog team to lead the SEC in total offense since 1982, putting up a school-record 513.8 yards per game.

Elliott returns to MSU after spending the 2016 season as the offensive coordinator and quarterbacks coach at Texas State. Prior to his stint in San Marcos, he excelled as the co-offensive coordinator and quarterbacks coach at James Madison in 2015 when he coached the Colonial Athletic Association Offensive Player of the Year, Vad Lee.

Lee led the nation in total offense with 375.5 yards per game and completion percentage of 68.3 percent. He passed for 2,190 yards and 21 touchdowns and rushed for 814 yards and eight scores. Lee also became the only player in NCAA Division I history (FCS and FBS) to pass and run for 275 yards in the same game when he threw for 289 yards and rushed for 275 yards in James Madison's 48-45 victory over SMU on Sept. 26, 2015. He also earned the "Bill Dudley Award" for the second straight year as the top player in Virginia.

The Dukes had one of the top offenses in the nation in 2015 and ranked second in scoring and total offense with 44.3 points and 528.8 yards per game. The team led the FCS in third-down conversions with 54 percent, while ranking fourth in pass completion percentage with 66.9 percent, seventh in rushing with 273.8 yards per game and ninth in red-zone scoring with 89.4 percent. JMU also set a school record with 6,345 yards of total offense after rushing for 3,285 yards and passing for 3,060 yards.

Elliott played quarterback for two seasons at Utah, including the 2003 campaign under Mullen. After suffering a wrist injury, he transferred to Linfield College where he was named All-American twice and led the Wildcats to the 2004 NCAA Division III National Championship. He won the Gagliardi Trophy and Melberger Award in 2005, which is given to the top player in Division III.

After signing as a free agent with the San Diego Chargers, Elliott played for the Rhein Fire of NFL Europe and was under contract with the San Jose Sabercats of the Arena League when the league halted operations in 2008. He also played in the Arena League and was a starter for the Utah Blaze in 2010 and Georgia Force in 2011.

A native of Lake Oswego, Ore., Elliott earned his degree from Linfield College in 2005.

## THE ELLIOTT FILE

**Hometown** \_\_\_\_\_ Lake Oswego, Ore.

**Alma Mater** \_\_\_\_\_ Linfield College

**Bachelor's** \_\_\_\_\_ mass communication, 2005

**Birthday** \_\_\_\_\_ June 11, 1982

### COACHING CAREER

**2017-p:** Mississippi State (Quarterbacks)

**2016:** Texas State (Offensive Coordinator/Quarterbacks)

**2015:** James Madison (Co-offensive Coordinator/Quarterbacks)

**2013-14:** Mississippi State (Offensive Quality Control)

**2012:** Mississippi State (Offensive Graduate Assistant)

### BOWL GAMES AS A COACH

**2014:** Orange Bowl (MSU)

**2013:** Liberty Bowl (MSU)

**2012:** Gator Bowl (MSU)

\* - year indicates season

### BOWL GAMES AS A PLAYER

**2003:** Liberty Bowl (Utah)

**2001:** Las Vegas Bowl (Utah)

\* - year indicates season





## RON ENGLISH

### Safeties

*First season at MSU*

@CoachRonEnglish

Ron English, a veteran in the college coaching ranks and former head coach at Eastern Michigan, takes over as safeties coach for Mississippi State in 2017.

English has 20 years of experience at the FBS level, including stints as defensive coordinator at Michigan, Louisville and most recently, San Jose State. A two-time Broyles Award nominee and the 2006 National Defensive Coordinator of the Year, English has appeared in nine bowl games, including three Rose Bowls.

English comes to Starkville after serving the 2016 season as defensive coordinator at San Jose State. The Spartans ranked fourth in pass defense (188.6 ypg) in the Mountain West Conference, first in third-down conversion defense (37.6 percent), fifth in interceptions (10) and fourth in turnovers forced (19).

English spent five seasons as head coach at Eastern Michigan from 2009-13. In the last 30 years, he is one of only two EMU football coaches to be named a Mid-American Conference (MAC) Coach of the Year when he captured the honor in 2011. That squad finished with a 6-6 win-loss record, the most wins by the Eagles since 1995.

English spent the 2008 season as defensive coordinator at Louisville and prior to that was at Michigan from 2003-07 where he coached the defensive backs for his first three seasons and served as defensive coordinator in his final two seasons under legendary head coach Lloyd Carr.

In 2007, English oversaw an aggressive Michigan defense that was the nation's eighth-ranked pass defense and 17th in pass efficiency defense. The Wolverines were also 23rd in scoring defense and 24th in total defense.

English was named Rivals.com 2006 National Defensive Coordinator of the Year during his initial season at Michigan. That Wolverine defense rated among the nation's best, finishing first against the run, fourth in sacks, seventh in third-down defense, 10th in total defense and 15th in scoring defense.

The Michigan secondary collected 36 interceptions during his three seasons overseeing the entire corps and turned four of those picks into touchdowns. In addition, the Wolverines yielded just 37 touchdown passes by the opposition during that time, including an NCAA-leading nine in 2003.

English became the first coach in NCAA history to have two defensive backs earn consensus All-America honors in the same season, since the organization began incorporating both an offensive and defensive team in 1965. Cornerback Marlin Jackson and safety Ernest Shazor earned the recognition following the 2004 season. During his tenure on the Michigan staff he coached an All-Big Ten defensive back in every season and had two All-Conference selections in four of his five seasons.

English made an immediate impact on the Wolverine secondary during his first season as an assistant coach when Michigan tied for the national lead in fewest touchdown passes yielded with nine, and finished ninth in pass efficiency defense. The secondary collected 13 interceptions and returned two for scores.

English began his collegiate coaching career as the defensive backs coach at Mt. San Antonio College (1993) in Walnut, Calif., after coaching for one season at Ganesha High School (1992), his alma mater, in Pomona, Calif.

English also tutored the secondary for two seasons at San Diego State (1996-97) and served as the outside linebackers coach at Northern Arizona for the 1996 spring practice.

He then went on to spend five seasons (1998-2002) as an assistant football coach at Arizona State. He coached the secondary all five years with the Sun Devils, the final two years with the cornerbacks and the previous three seasons mentoring the safeties. He helped ASU to three bowl appearances: the 1999 and 2000 Aloha and 2002 Holiday bowls. His first stint at ASU was as a graduate assistant coach handling the defensive line during the 1994-95 seasons.

English was a four-year letterman (1987-90) and senior starter at safety for the California Golden Bears football squad. He also started on special teams all four seasons at Cal. English finished his career with 134 tackles and seven sacks and participated in the 1990 Copper Bowl against Wyoming. His identical twin brother, Don, also played for the Golden Bears.

## THE ENGLISH FILE

**Hometown** \_\_\_\_\_ Pomona, Calif.  
**Alma Mater** \_\_\_\_\_ UC-Berkeley  
**Bachelor's** \_\_\_\_\_ B.A. in social sciences, 1991  
**Master's** \_\_\_\_\_ M.A. Education administration,  
 \_\_\_\_\_ Arizona State, 1995  
**Wife** \_\_\_\_\_ Sophia  
**Children** \_\_\_\_\_ Simon, Sydney, Seth  
**Birthday** \_\_\_\_\_ May 21, 1968

### COACHING CAREER

**2017-p:** Mississippi State (Safeties)  
**2016:** San Jose State (Defensive Coordinator)  
**2009-13:** Eastern Michigan (Head Coach)  
**2008:** Louisville (Defensive Coordinator)  
**2006-07:** Michigan (Defensive Coordinator)  
**2003-05:** Michigan (Secondary)  
**1998-2002:** Arizona State (Secondary)  
**1996-97:** San Diego State (Defensive Backs)  
**1996:** Northern Arizona (Defensive Backs – spring only)  
**1994-95:** Arizona State (Graduate Assistant)  
**1993:** Mt. San Antonio College (Defensive Backs)  
**1992:** Ganesha (Calif.) High School (Assistant Coach)

### BOWL GAMES AS A COACH

**2007:** Capital One Bowl (Michigan)  
**2006:** Rose Bowl (Michigan)  
**2005:** Alamo Bowl (Michigan)  
**2004:** Rose Bowl (Michigan)  
**2003:** Rose Bowl (Michigan)  
**2002:** Holiday Bowl (Arizona State)  
**2000:** Aloha Bowl (Arizona State)  
**1999:** Aloha Bowl (Arizona State)  
**1993:** California Bowl (Mt. San Antonio College)

\* - year indicates season

### BOWL GAMES AS A PLAYER

**1990:** Copper Bowl (California)

\* - year indicates season

A 1990 graduate of UC-Berkeley with a bachelor's degree in social sciences, English earned his master's degree in education administration from Arizona State in 1995.

English and his wife, Sophia have three children: Simon, Sydney and Seth.





## BILLY GONZALES

**Co-Offensive Coordinator/  
Passing Game/Wide  
Receivers**

*Fifth season at MSU*

@CoachBillyG

Records have fallen under the leadership of Billy Gonzales, who enters his fifth season on Dan Mullen's staff in charge of wide receivers. Gonzales also begins his fourth year as co-offensive coordinator overseeing the passing game.

Having coached nine combined seasons at Bowling Green, Utah and Florida with Mullen, Gonzales arrived in Starkville with 20 years of college coaching experience and an offensive mindset nearly identical to his boss. Gonzales' resume gleams greatness as he's coached in three BCS National Championship games with Florida and LSU during a six-year span.

The results have been impressive as the 46-year-old has produced arguably the greatest four-year wide receiver stretch in Mississippi State history. The Bulldogs have recorded 18 100-yard receiving games in the last four seasons, including a school record seven in 2015. Five times in his tenure MSU has accounted for multiple 100-yard receiving games in the same contest, something that had only been done five times in program history prior to his arrival.

In addition, the three highest team single-season receiving yard totals have all occurred on Gonzales' watch. Every individual single-season school receiving record has been broken under Gonzales. The Bulldogs shattered the school record for total receiving yards for the third straight year in 2015 with 4,113. With a young starting quarterback in 2016, they managed to put up the fifth-highest passing total in school history with 2,726 yards.

Gonzales' protégé, Fred Ross, could arguably go down as the greatest receiver in MSU history. Ross shattered six school records, including career marks for receptions (199), receiving yards (2,528), 100-yard receiving games (10) and consecutive games with a reception (35). Ross also became the first receiver in school history to earn first-team All-Southeastern Conference honors in back-to-back seasons.

Despite being a run-oriented offense for most of 2016, Ross still managed to top the SEC in receiving touchdowns (12), and he ranked second in catches (72) and first in 10+ yard catches (38). Ross' 199 catches ranked ninth in SEC career history. He became another of a long-line of Gonzales receivers to reach the NFL when the Carolina Panthers signed him in April 2017.

In 2015, Ross became the first MSU wideout to be selected first-team All-SEC since all-time great Eric Moulds did so in 1995. Fellow junior De'Runnya Wilson earned a spot on the second-team All-SEC.

That fall Ross obliterated the school record for catches in a season with 88, a mark that also ranked seventh in SEC single-season annals. Ross also became the second 1,000-yard receiver in school history and became the first Bulldog to lead the SEC in receptions per game (6.8) since 1978. His five 100-yard receiving games were a school record. No one was better in the difficult month of November as Ross caught a nation-leading 41 passes. Wilson, meanwhile, finished his career second in MSU touchdown catches with 22.

In his first season as co-offensive coordinator in 2014, Gonzales was an instrumental part of an offense that broke 15 MSU single-season team records, including total offensive yards (6,679), yards per play (6.7), per game offense (513.8 ypg), points (480), offensive touchdowns (60), receiving yards (3,649) and receiving touchdowns (31).

Part of the Bulldogs' 2014 success was demonstrated by Gonzales' development of depth at wide receiver. MSU led the nation in number of players with a receiving touchdown on the year (12), while 16 different players caught multiple passes. Wilson became a household name with 680 receiving yards and a nation-leading five touchdowns on third down.

MSU produced three 100-yard receivers in the same game for the first time when Joe Morrow (6/117), Wilson (9/105) and Ross (6/102) achieved the feat in the Orange Bowl. It was the Bulldogs' first appearance in the game in 73 years, capping a season that saw the program reach No. 1 for the first time in school history.

Gonzales made an immediate impact in his first season in 2013 with the Bulldogs as junior wideout Jameon Lewis developed into one of the SEC's elite slot receivers. Lewis ranked sixth in the SEC in receiving yards per game (71.0). He capped the year with an MSU single-game school-record 220 receiving yards in an AutoZone Liberty Bowl victory over Rice.

Gonzales arrived in Starkville following a one-year stint as co-offensive coordinator and wide receivers coach at Illinois. Prior to coaching the Fighting Illini, Gonzales served as the passing game coordinator and wide receivers coach at LSU. During his time in Baton Rouge, Gonzales helped the Tigers to the 2012 BCS National Championship game and the 2011 SEC Championship. His development of Odell Beckham Jr. and Reuben Randle were apparent during the Tigers' season, as he led them to Freshman All-SEC and first-team All-SEC accolades respectively. Beckham is now one of the NFL's elites.

Prior to his stint at LSU, Gonzales coached beside Mullen under Urban Meyer at Florida. During his time as wide receivers coach, the Gators' high-octane offense translated to two BCS national championships in 2006 and 2008.

## THE GONZALES FILE

**Hometown** \_\_\_\_\_ Thornton, Colo.  
**Alma Mater** \_\_\_\_\_ Colorado State  
**Bachelor's** \_\_\_\_\_ B.A. social sciences, 1994  
**Master's** \_\_\_\_\_ M.A. sports administration,  
Kent State, 1996  
**Wife** \_\_\_\_\_ Julie  
**Children** \_\_\_\_\_ Cole, Caylynn  
**Birthday** \_\_\_\_\_ July 18, 1981

### COACHING CAREER

**2014-p:** Mississippi State (Co-Offensive Coordinator//Wide Receivers)  
**2013:** Mississippi State (Wide Receivers)  
**2012:** Illinois (Co-Offensive Coordinator/Wide Receivers)  
**2010-11:** LSU (Passing Game Coordinator/Wide Receivers)  
**2008-09:** Florida (Recruiting Coordinator/Wide Receivers)  
**2005-07:** Florida (Wide Receivers)  
**2003-04:** Utah (Special Teams Coordinator/Wide Receivers)  
**2002:** Bowling Green (Co-Recruiting Coordinator/  
Wide Receivers)  
**2001:** Bowling Green (Wide Receivers)  
**1999-2000:** Kent State (Recruiting Coordinator/Wide Receivers)  
**1998:** Kent State (Wide Receivers)  
**1997:** Kent State (Running Backs)  
**1995-96:** Kent State (Graduate Assistant – Offense)  
**1995:** Midwestern Texas State  
**1994:** MacMurray (Ill.) (Wide Receivers)

### BOWL GAMES AS A COACH

**2016:** St. Petersburg Bowl (MSU)  
**2015:** Belk Bowl (MSU)  
**2014:** Orange Bowl (MSU)  
**2013:** Liberty Bowl (MSU)  
**2012:** BCS National Championship (LSU)  
**2011:** Cotton Bowl (LSU)  
**2010:** Capital One Bowl (Florida)  
**2009:** BCS National Championship Game (Florida)  
**2008:** Capital One Bowl (Florida)  
**2007:** BCS National Championship Game (Florida)  
**2006:** Outback Bowl (Florida)  
**2005:** Fiesta Bowl (Utah)  
**2003:** Liberty Bowl (Utah)

At Florida, Gonzales saw seven players drafted under his command, with his crown jewel being a first-round selection of Percy Harvin in 2009. In addition, Gonzales produced seven All-SEC wide receivers in his five seasons.

During his two seasons at Utah as wide receivers coach and co-special teams coordinator, Gonzales saw the Utes to a 22-2 record and two bowl wins, including a 35-7 thrashing of Pittsburgh in the 2005 Fiesta Bowl. The Utes' offense averaged 499.8 yards and 45.3 points per game, each ranking third in the country in their respective categories. Under Gonzales' watch, three Utah receivers were first-team All-Mountain West: tight end Ben Moa (2003), wide receiver Paris Warren (2003) and wide receiver Steve Savoy (2004).

As a special teams guru, Gonzales led Utah to 28.2 yards per kickoff return in 2003, which was good enough for the nation's lead. Utah was also third in the country in net punting yard (40.8) and fifth in kickoff returns during the 2004 season (26.2).

Gonzales spent the 2001 and 2002 seasons at Bowling Green, serving as wide receivers coach and co-recruiting coordinator. The Falcons were 17-6 in his two years at the school and in 2002, Bowling Green was third in the country in scoring averaging 48 points per game. The Falcon offense also averaged 448.9 yards per game during the 2002 season, ranking ninth in the country. Under Gonzales' direction, wide receiver Robert Redd was an All-MAC selection during the coaches' two years at the school and became the school's all-time leader in receptions.

Gonzales got his first full-time coaching position in Division I in 1997 when he accepted a job at Kent State. During his four-year coaching stint with the Golden Flashes, he coached running backs for his opening season followed by three years as the wide receivers coach. As running backs coach, he led Astron Whitley to three All-MAC selections. As wide receivers coach, Gonzales tutored Eugene Baker to a third-team All-America selection as he became the school's all-time leading receiver.

Prior to a full-time coaching job with the Golden Flashes, Gonzales spent two years as a graduate assistant at the school from 1995-96. He earned his master's degree from Kent State in sports administration.

Gonzales broke into the coaching profession in 1994 at MacMurray (Ill.) as wide receivers coach.

A four-year letterwinner at Colorado State including two years as starting wide receiver, Gonzales helped the Rams to a 9-4 record during the 1990 season and a win over Oregon in the Freedom Bowl.

Gonzales and his wife, Julie, have two children, Cole and Caylynn.





## TODD GRANTHAM

**Defensive Coordinator/  
Linebackers**

*First season at MSU*

@CoachTGrantham

Todd Grantham, one of the elite defensive minds in the country with over 25 years of combined experience at the college and NFL levels, brings a new attitude to the Mississippi State defense in 2017 as defensive coordinator and linebackers coach.

Grantham arrived in Starkville in January 2017, installing a philosophy of fast, physical and aggressive during the Bulldogs' spring workouts. He also hit the ground running in MSU's recruiting efforts as the program hauled in a Top 25 signing class.

Grantham has spent 10 seasons as a defensive coordinator, including most recently at Louisville from 2014-16 where he molded the Cardinals into one of the top units nationally. His squads have ranked in the top-20 nationally in either scoring or total defense in five of his seven seasons as a college defensive coordinator, including all three years at Louisville.

Grantham's commitment to an aggressive and physical style was evident in Louisville's run defense, which finished top-15 nationally in all three of his seasons. The Cardinals were 12th against the run in 2016 (115.2 ypg), 14th in 2015 (120.2 ypg) and No. 10 in 2014 (108.9 ypg). They notably held All-American and Doak Walker Award finalist Dalvin Cook to only 54 yards on the ground in a 63-20 victory over Florida State on Sept. 17, 2016. From 2012-16, Louisville ranked second nationally in yards per carry defense (3.3) behind only Alabama (2.6).

Grantham's unit finished No. 14 nationally in total defense in 2016 (322.2 ypg), No. 18 in 2015 (332.8 ypg) and No. 6 in 2014 (308.5). His 2014 squad led the nation in interceptions with 26, while the Cardinals posted a three-year total of 58, which was tops nationally during that span.

Grantham, a native of Pulaski, Va., saw eight players drafted into the NFL during his tenure at Louisville, including safety Josh Harvey-Clemons to the Washington Redskins in 2017. He tutored Devonte' Fields, who led the country in tackles for loss per game (1.73) in 2015 and was voted first-team All-ACC in 2016.

Grantham developed outside linebacker Lorenzo Mauldin into a first-team All-ACC selection in 2014 and a third round 2015 NFL Draft selection of the New York Jets. The Cardinals' other starting linebacker that season, Deiontrez Mount, was a sixth-round pick of the Tennessee Titans.

Grantham joined the Louisville staff after four seasons as Georgia's defensive coordinator (2010-13), including two seasons as the associate head coach under Mark Richt. During his time with Georgia, the Bulldogs advanced to four consecutive bowl games and compiled a 36-18-1 record with Grantham at the helm of the defense.

The 2012 season saw the Bulldogs finish with a 12-2 record, which included a loss to Alabama, the eventual national champion, in the SEC Championship Game. Georgia, champions of the Capital One Bowl, ended the campaign 18th in the country in scoring defense (19.6 ppg), holding five opponents to 10 or fewer points, and eighth nationally in pass defense (175.6 ypg).

In his second season at Georgia in 2011, the defense showed a dramatic jump in the national statistics. The group finished the year fifth nationally in total defense (277.2 ypg; 11th versus rushing, 10th versus passing), third in third-down defense (28.9 percent), fifth in interceptions (20), and seventh in turnovers gained (32), which ranked first in the SEC.

Grantham's impressive resume includes an 11-year NFL career, lastly as the Dallas Cowboys defensive line coach.

He was with the Cowboys for two years after spending three seasons as defensive coordinator with the Cleveland Browns (2005-07), and six years as defensive line coach for both the Houston Texans (2002-04) and Indianapolis Colts (1999-01). He helped the Browns to a 10-win season in 2007.

The Cowboys' defensive unit was one of the best in the league, ranking second in scoring defense (15.6 ppg), fourth in rushing defense (90.5 ypg), seventh in sacks (42), and ninth in total defense (315.9 ypg). Dallas finished eighth in the NFL in total defense in 2008 and led the league with 59 sacks.

In addition, Dallas nose guard Jay Ratliff, a sixth round draft choice, was named to consecutive Pro Bowls under Grantham and All-Pro Demarcus Ware recorded a career-high 20 sacks in 2008.

## THE GRANTHAM FILE

**Hometown** \_\_\_\_\_ Pulaski, Va.  
**Alma Mater** \_\_\_\_\_ Virginia Tech  
**Bachelor's** \_\_\_\_\_ sports management, 1989  
**Wife** \_\_\_\_\_ Paige  
**Children** \_\_\_\_\_ Corbin, Olivia  
**Birthday** \_\_\_\_\_ Sept. 13, 1966

### COACHING CAREER

**2017-P:** Mississippi State (Defensive Coordinator/Linebackers)  
**2014-16:** Louisville (Defensive Coordinator/Linebackers)  
**2012-13:** Georgia (Associate Head Coach/Defensive Coordinator/Outside Linebackers)  
**2010-11:** Georgia (Defensive Coordinator/Linebackers)  
**2008-09:** Dallas Cowboys (Defensive Line)  
**2005-07:** Cleveland Browns (Defensive Coordinator)  
**2002-04:** Houston Texans (Defensive Line)  
**1999-2001:** Indianapolis Colts (Defensive Line)  
**1998:** Michigan State (Assistant Head Coach/Defensive Line)  
**1996-97:** Michigan State (Defensive Line)  
**1994-95:** Virginia Tech (Defensive Line)  
**1992-93:** Virginia Tech (Defensive Tackles)  
**1990-91:** Virginia Tech (Defensive Ends/Linebackers)

### BOWL GAMES AS A COACH

**2016:** Citrus Bowl (Louisville)  
**2015:** Music City Bowl (Louisville)  
**2014:** Belk Bowl (Louisville)  
**2013:** Gator Bowl (Georgia)  
**2012:** Citrus Bowl (Georgia)  
**2011:** Outback Bowl (Georgia)  
**2010:** Liberty Bowl (Georgia)  
**2009:** NFC Divisional Round (Dallas)  
**2000:** AFC Wild Card (Indianapolis)  
**1999:** AFC Divisional Round (Indianapolis)  
**1997:** Aloha Bowl (Michigan State)  
**1996:** Sun Bowl (Michigan State)  
**1995:** Sugar Bowl (Virginia Tech)  
**1994:** Gator Bowl (Virginia Tech)  
**1993:** Independence Bowl (Virginia Tech)

Prior to his tenure with the Colts, Grantham made his name in the collegiate ranks, when he served for three seasons as Michigan State's defensive line coach and one as assistant head coach at Michigan State under Nick Saban. Grantham also spent six years (1990-95) at his alma mater, Virginia Tech, coaching defensive ends and inside linebackers (1990-91) and defensive tackles (1992-93).

In 1995, the Hokies ranked first nationally in rushing defense, fifth in scoring defense, and 10th in total defense. Virginia Tech totaled 50 sacks en route to the BIG EAST title and a Sugar Bowl triumph over Texas in 1995.

During his career, Grantham worked under several successful defensive minds on both the pro and college levels, including Saban, Frank Beamer and Bud Foster at Virginia Tech, Romeo Crennel at Cleveland, Dom Capers at Houston and Wade Phillips at Dallas.

Grantham played guard and tackle for the Hokies from 1984-88. He earned second-team All-South and honorable mention All-America honors as a senior. He earned a bachelor's degree in sports management from Virginia Tech in 1989.

Born Sept. 13, 1966, in Pulaski, Va., Grantham and his wife, Paige, have a son, Corbin, and a daughter, Olivia.





## JOHN HEVESY

**Co-Offensive Coordinator/  
Running Game/Offensive  
Line**

*Ninth season at MSU*

@CoachHevesy

The results put up by John Hevesy's group during his eight years as the Bulldogs' run game coordinator and offensive line coach have been impressive. In 2014, Hevesy took over co-offensive coordinator duties in addition to overseeing the offensive line and what resulted was the most prolific offense in Mississippi State history.

Since the 2013 season, five of Hevesy's protégés have reached the NFL. Justin Senior became the latest when the Seattle Seahawks selected the offensive tackle in the sixth round of the 2017 NFL Draft. Senior, a native of Montreal, Quebec, was the lone Canadian picked in the 2017 draft.

Three of Hevesy's former linemen were on NFL rosters during the 2016 season, including Gabe Jackson (Oakland Raiders), Dillon Day (Denver Broncos) and Blaine Clausell (Carolina Panthers). Jackson has developed into one of the top guards in the league and earned the NFL's highest performance-based bonus for a veteran player in 2016. He played all but one offensive snap during his third NFL season.

MSU has produced two Kent Hull Trophy winners since 2013, an award that recognizes the top offensive lineman in the state of Mississippi. Senior won it in 2016, while Jackson was the inaugural recipient following the 2013 season. In addition, Hevesy's guidance has produced a first-team All-SEC offensive lineman for MSU in four out of the last seven years.

The top seven single-season total offensive yard marks have all been set in Hevesy's tenure on staff, including the third-best mark during the 2016 season (5,723 yards). Despite a rash of injuries on the offensive line, the Bulldogs proved to be one of the dominant rushing units in the Southeastern Conference. MSU racked up 2,997 rushing yards, representing the third-highest total in single-season school history. The Bulldogs allowed the second-fewest sacks in the conference (18). Quarterback Nick Fitzgerald and running back Aeris Williams became one of the top tandems in the nation, while Senior and blossoming junior tackle Martin Rankin paved the way.

Rankin was recognized as the SEC Offensive Lineman of the Week following the Bulldogs' blowout of No. 4 Texas A&M on Nov. 5, in which the squad racked up 365 rushing yards. MSU did not allow a sack against an Aggie defensive line that featured the No. 1 pick in the 2017 NFL Draft. It was the most rushing yards allowed by a John Chavis defense since 2010. Rankin heads into the 2017 campaign as one of the top prospects for the 2018 NFL Draft.

MSU closed the regular season in dramatic fashion, setting a school record for rushing yards in an SEC game with 465 in a 55-20 Egg Bowl victory in Oxford. The Bulldogs averaged an astounding 9.72 yards per carry, which ranked third all-time in SEC history in conference games. It was the first time in MSU annals that the program produced a 200-yard rusher (Fitzgerald) and a 100-yard rusher (Williams) in the same game.

The 2015 campaign saw the Bulldogs reach a bowl for a sixth straight year and cap a nine-win season with a 51-28 blowout of NC State in the Belk Bowl. It marked the first time in school history that MSU produced back-to-back seasons of at least nine victories. The Bulldogs ranked third in the Southeastern Conference in total offense, putting up 460.5 yards per game, a mark that also ranked among the top 30 nationally.

The Bulldogs celebrated their first 10-win regular season in program history in 2014 while reaching the Orange Bowl for the first time since 1941. During the season, the Maroon and White reached No. 1 in the polls for the first time and were atop the inaugural College Football Playoff rankings. MSU's offense shattered 15 single-season team records, including total offense (6,679), points (480), touchdowns (60) and first downs (334).

The Bulldogs also were among the nation's top 25 teams in fewest tackles for loss allowed in 2014. MSU led the SEC in total offense for the first time since 1982, putting up a school-record 513.8 yards per game. That figure ranked eighth nationally. Auburn was the next closest with 485.0 yards per contest. The Bulldogs were also third in the league in rushing offense, tallying over 233 yards per game on the ground.

Senior Ben Beckwith recorded the fourth All-America honor in five years for an MSU offensive lineman after a tremendous 2014 campaign. Under Hevesy's tutelage, Beckwith went from walk-on to first-team All-SEC in his final season, while also being the program's first finalist for the Burlsworth Trophy. Beckwith became the league's only three-time SEC Offensive Lineman of the Week in 2014. He showed his versatility by playing multiple positions on the line at times during the year.

In 2013, Gabe Jackson, a once three-star high school recruit, became a first-team All-American and a first-team All-SEC recipient. He was selected in the third round of the 2014 NFL Draft by the Oakland Raiders.

## THE HEVESY FILE

**Hometown** \_\_\_\_\_ Madison, Conn.  
**Alma Mater** \_\_\_\_\_ Maine  
**Bachelor's** \_\_\_\_\_ B.A. in education, 1995  
**Wife** \_\_\_\_\_ Kelli  
**Children** \_\_\_\_\_ Jack, Taylor, Madison  
**Birthday** \_\_\_\_\_ May 2, 1971

### COACHING CAREER

**2014-p:** Mississippi State (Co-Offensive Coordinator/  
Running Game/Offensive Line)  
**2009-13:** Mississippi State (Running Game Coordinator/  
Offensive Line)  
**2008:** Florida (Tight Ends/Assistant Offensive Line)  
**2005-07:** Florida (Assistant Offensive Line)  
**2003-04:** Utah (Offensive Line)  
**2001-02:** Bowling Green (Offensive Tackles/Tight Ends)  
**1998-2000:** Brown (Offensive Line)  
**1997:** Syracuse (Graduate Assistant)  
**1996:** Brown (Offensive Tackles/Tight Ends)  
**1994-95:** Trinity (Offensive Line)

### BOWL GAMES AS A COACH

**2016:** St. Petersburg Bowl (MSU)  
**2015:** Belk Bowl (MSU)  
**2014:** Orange Bowl (MSU)  
**2013:** Liberty Bowl (MSU)  
**2013:** Gator Bowl (MSU)  
**2011:** Music City Bowl (MSU)  
**2011:** Gator Bowl (MSU)  
**2009:** BCS National Championship Game (Florida)  
**2008:** Capital One Bowl (Florida)  
**2007:** BCS National Championship Game (Florida)  
**2006:** Outback Bowl (Florida)  
**2005:** Fiesta Bowl (Utah)  
**2003:** Liberty Bowl (Utah)

In his first two seasons, Hevesy tutored left tackle Derek Sherrod, an All-American selection and a first round pick in the 2011 NFL Draft. Sherrod spent four seasons in the NFL.

Hevesy has worked with head coach Dan Mullen for over a decade and came to MSU after four years as a member of the University of Florida coaching staff, where he spent time working with both the tight ends and the offensive line.

Hevesy coached in four BCS bowls prior to MSU, including Florida's 2006 and 2008 BCS title game victories. Hevesy assisted with a Florida offensive line which allowed only 16.0 sacks in 14 games and paved the way for a rushing attack that averaged more than 231 yards per game.

In 2007, he tutored future NFL tight end Cornelius Ingram. Ingram's seven touchdowns receiving matched Andre Caldwell's team-leading total and his 14.9 years per reception were the most of any Gator who had double-digit catches. That season, the Gator offensive line surrendered just 13.0 sacks in 13 games, tying for the second-lowest total in the SEC and fifth nationally.

Despite entering the 2006 season with one player having started a game at his opening-day position, the UF offensive line allowed only 23 sacks on the year, and yielded one-or-less sacks seven times during the campaign. Hevesy showed a penchant for molding individual talents on the interior of the Gators' line. Starting centers Mike Degory and Steve Rissler earned first-team All-SEC honors as seniors, and Drew Miller earned honorable mention All-SEC.

As the offensive line coach at Utah in 2004, Hevesy directed the front line for one of the most prolific offenses in the country, as the Utes ranked third nationally in scoring, total offense and passing efficiency. Behind the blocking of Hevesy's group, Utah scored on 62-of-67 trips to the red zone en route to an undefeated season and a victory in a BCS bowl game.

Prior to his arrival in Salt Lake City, Hevesy coached the tackles and tight ends at Bowling Green from 2001-02. In his first year on campus, the line allowed 50 percent fewer sacks than the year before, while the 2002 unit blocked for skill players that amassed more than 5,000 yards of total offense.

During a three-year stint at Brown from 1998-2000, Hevesy coached an offensive line that blocked for 13 school records and saw three of its members earn multiple All-Ivy selections.

A three-year starter on the offensive line at the University of Maine from 1991-93, Hevesy is married to the former Kelli Rogers. The couple has three children -- Jack, Taylor and Madison.





## GREG KNOX

**Running Backs/  
Special Teams Coordinator**  
*Ninth season at MSU*

@CoachKnox\_MSU

With a hotbed of talent to coach at running back, Greg Knox has molded raw backs into All-Southeastern Conference talent and pros, coaching four starting running backs to the NFL.

Knox, who has over 20 years of SEC coaching experience, added a new title to his resume in the spring of 2014 as special teams coordinator. He enters his ninth season on Dan Mullen's staff after producing a 1,000-yard rusher in four out of the last eight years. All four of those backs reached the NFL.

Knox' latest success story became West Point native Aeris Williams. Williams emerged as one of the top running backs in the SEC late in 2016, rushing for over 100 yards twice. The sophomore averaged 112.5 yards per game on the ground in the last four regular season games of the year, including a spectacular 191-yard, two-touchdown performance in a 55-20 triumph over Ole Miss.

In 2015, Knox worked with junior Brandon Holloway, who was one of only three FBS players to record at least 400 rushing yards, 300 receiving yards and 500 kick return yards. Holloway cracked the MSU single-season top 10 for kickoff return yards with 567, including a school-record-tying 100-yarder in the season-opener at Southern Miss.

Josh Robinson, a once three-star high school recruit, was another Knox protégé. In 2014, Robinson earned second-team All-SEC honors and ranked third in the SEC in rushing yards. His 1,203 yards on the ground ranked third in school history while his 11 rushing scores tied for ninth in MSU annals. Robinson's 1,573 all-purpose yards ended up second in school history.

Knox helped Robinson -- in his first season as a starter -- develop into one of the league's most dazzling playmakers and one of the nation's toughest after-contact runners. The Bulldogs' ground attack catapulted the program to just its third 10-win season in school history, its first-ever No. 1 national ranking and its first appearance in the Orange Bowl in 73 years.

In May 2014, Robinson became the third MSU running back to be taken in the NFL Draft since 2010 when the Indianapolis Colts called his number in the sixth round with pick No. 205.

In 2013, LaDarius Perkins capped his career as the fifth-leading rusher in school history with 2,554 career yards. With Knox's help in 2012, Perkins finished the regular season fourth in the SEC in rushing and second in the league in all-purpose yards. Through the first half of the 2012 campaign, Perkins was one of only two players nationally with a rushing touchdown through his first seven games.

Knox also mentored Anthony Dixon, the former NFL standout, during his senior season. Dixon rushed for a school-record 1,391 yards and found the end zone 12 times. But it wasn't only the All-SEC tailback who thrived under Knox's guidance, as the running backs combined for more than 2,000 yards as the Bulldogs led the conference in rushing yards.

Knox's second season may have been an even greater coaching feat. Without a proven commodity like Dixon, the Bulldog offense used several different backs to accomplish nearly the same thing. Vick Ballard burst onto the scene and broke the 58-year-old school record for rushing touchdowns in a single season (19). Knox continued to coach Ballard for his senior season in 2011, when Ballard rewrote the school record book for running backs and went on to be drafted in the fifth round by the Indianapolis Colts in the 2012 NFL Draft.

Knox came to Mississippi State following a 14-year stretch as Tommy Tuberville's wide receivers coach at both Ole Miss and Auburn. Knox was also the recruiting coordinator for the last 13 of those seasons.

A veteran of 15 postseason bowl games, Knox helped lead the Auburn offense to the top of the SEC in scoring in both 2004 and 2005.

He helped Ole Miss reach the 1997 Motor City Bowl, and was part of Auburn coaching staffs that finished football seasons in the 2001 Citrus and Peach Bowls, 2003 Capital One and Music City Bowls, the 2005 Sugar Bowl, the 2006 Capital One Bowl, and the 2007 Cotton and Chick-fil-A Bowls.

Of the eight players he has had selected in the NFL Draft, three came in just two years while at Auburn (Courtney Taylor in 2007, and Ben Obomanu and Devin Aromashodu in 2006). Knox helped Taylor become the school's all-time leader in receptions, and Obomanu finished second in touchdown receptions.

## THE KNOX FILE

**Hometown** \_\_\_\_\_ Rosebud, Texas  
**Bachelor's** \_\_\_\_\_ Northeastern State, 1986  
**Master's** \_\_\_\_\_ Northeastern State, 1990  
**Wife** \_\_\_\_\_ Toralyn  
**Children** \_\_\_\_\_ Gregory, Torian, Tyson  
**Birthday** \_\_\_\_\_ Sept. 10, 1963

### COACHING CAREER

**2014-p:** Mississippi State (Running Backs/  
Special Teams Coordinator)  
**2009-13:** Mississippi State (Running Backs)  
**1999-2008:** Auburn (Wide Receivers/Recruiting Coordinator)  
**1996-98:** Ole Miss (Wide Receivers/Recruiting Coordinator)  
**1995:** Ole Miss (Wide Receivers)  
**1992-94:** Stephen F. Austin (Wide Receivers/Special Teams)  
**1990-91:** TCU (Graduate Assistant)  
**1988-89:** Northeastern State (Graduate Assistant)

### BOWL GAMES AS A COACH

**2016:** St. Petersburg Bowl (MSU)  
**2015:** Belk Bowl (MSU)  
**2014:** Orange Bowl (MSU)  
**2013:** Liberty Bowl (MSU)  
**2013:** Gator Bowl (MSU)  
**2011:** Music City Bowl (MSU)  
**2011:** Gator Bowl (MSU)  
**2007:** Chick-fil-A Bowl (Auburn)  
**2007:** AT&T Cotton Bowl (Auburn)  
**2006:** Capital One Bowl (Auburn)  
**2005:** Sugar Bowl (Auburn)  
**2003:** Music City Bowl (Auburn)  
**2003:** Capital One Bowl (Auburn)  
**2001:** Peach Bowl (Auburn)  
**1997:** Motor City Bowl (Ole Miss)

After earning his bachelor's degree while playing quarterback for Northeastern State, Knox began his coaching career at his alma mater in 1988. Knox spent two seasons as a graduate assistant at Northeastern State and two at TCU before being named to the staff at Stephen F. Austin in 1992.

In three seasons on the Lumberjacks' staff as the receivers and special teams coach, Knox helped a program that had won only three games in the previous two seasons to the 1993 FCS playoffs and a top-25 ranking the following season.

A native of Rosebud, Texas, Knox is married to the former Toralyn Foster, and the couple has three sons --- Gregory, Torian and Tyson.





## D.J. LOONEY

### Tight Ends

*First Season at MSU*

 @CoachDJLooney

Former Mississippi State offensive lineman D.J. Looney returns to his alma mater to serve as tight ends coach in 2017.

Looney spent the 2016 season serving as an offensive graduate assistant at Georgia on Kirby Smart's squad that reached the Liberty Bowl.

Prior to that, Looney held the position of tackles and tight ends coach at Central Arkansas for two seasons (2014-15). The Bears went 7-2 in 2015 in the Southland Conference, finishing tied for second in the league.

Looney was the offensive line coach and recruiting coordinator at East Mississippi Community College where his team won a national championship in his second and final season in 2013. He spent the 2012 and 2013 seasons in that role. The Birmingham, Ala., native played a key role in helping guide the Lions' potent offensive unit to a No. 8 NJCAA team statistical national ranking in rushing offense in 2012 (239.1 ypg) and No. 8 in 2013 (253.5 ypg).

Looney developed current Jacksonville Jaguar Avery Gennesy into an NJCAA first-team All-American in 2013. That year, EMCC put up a nation-leading 62.2 points per game, which included 45 rushing scores.

Looney got his coaching start as an offensive graduate assistant on Mullen's staff in 2011 that won the Music City Bowl. The former three-year Bulldog letterman worked with the Bulldogs' offensive linemen and quarterbacks in addition to assisting with MSU's special teams.

During his undergraduate days at MSU, Looney was associated with two bowl-game winning teams as an offensive lineman. As a redshirt freshman, the 2007 Bulldogs claimed a 10-3 Liberty Bowl victory over UCF. He was on Mullen's 2010 State squad that earned a 52-14 Gator Bowl triumph over Michigan.

Looney was just as active off the field as a collegian, serving three years as an SEC Student Advisory Council Representative. After serving as vice president of MSU's Campus Student Advisory Council in 2008, he was elevated to the president's position the following year. Looney was also a three-year member of the NCAA Football Issues Committee.

Looney earned his degree from Mississippi State in arts and sciences in 2010.

## THE LOONEY FILE

**Hometown** \_\_\_\_\_ Birmingham, Ala.  
**Alma Mater** \_\_\_\_\_ Mississippi State  
**Bachelor's** \_\_\_\_\_ Arts and Science, 2010  
**Birthday** \_\_\_\_\_ Dec. 26, 1988

### COACHING EXPERIENCE

**2017-p:** Mississippi State (Tight Ends)  
**2016:** Georgia (Offensive Graduate Assistant)  
**2014-15:** Central Arkansas (Tackles/Tight Ends)  
**2012-13:** East Mississippi CC (Offensive Line/Recruiting Coordinator)  
**2011:** Mississippi State (Offensive Graduate Assistant)

### BOWL GAMES AS A COACH

**2016:** Liberty Bowl (Georgia)  
**2011:** Music City Bowl (MSU)

### BOWL GAMES AS A PLAYER

**2010:** Gator Bowl (MSU)  
**2007:** Liberty Bowl (MSU)







## NICK SAVAGE

**Head Strength Coach**  
*Fourth season at MSU,  
 second in head role*

In 2017, Nick Savage enters his fourth season on the Mississippi football staff and second spearheading the Bulldogs' strength and conditioning efforts.

Savage has played a key role during one of the most successful three-year stretches in MSU history, a period in which the Bulldogs rank second in the SEC West in victories since 2014. He's been to a bowl game every year on staff and developed the squad into one of the nation's fittest and most physical.

The 2016 season was Savage's first in the head role as MSU posted 14 school statistical records and won its second straight bowl game, a 17-16 victory over Miami (Ohio) in the St. Petersburg Bowl in December.

Savage spent the 2014 and 2015 seasons as the assistant strength coach and earned rave reviews from the players and staff. Said head coach Dan Mullen at the time of his hiring, "he brings an infectious personality, energy and a purpose to our facility every day."

Savage was the interim head strength coach during December 2015 as MSU prepared for the Belk Bowl following the departure of Rick Court to Maryland. The Bulldogs defeated NC State 51-28 in Charlotte a few weeks later and never trailed, jumping out to a 14-0 lead after the first quarter.

Savage has worked exclusively with football since he joined Court's MSU staff in May 2014. He was a part of the first back-to-back seasons of at least nine victories in program history.

The 28-year-old has gained experience at four different FBS programs since January 2013. He interned at Bowling Green from January 2013-May 2013 and then at Ohio State from May 2013-January 2014. Savage worked with Court and renowned strength coach Mickey Marotti with the Buckeyes.

Savage served as a graduate assistant at Toledo for five months before arriving in Starkville. He was instrumental in developing the Bulldogs into one of the nation's fittest teams while serving as an assistant during the 2014 campaign that saw MSU spend five weeks atop the polls and earn its highest Associated Press poll finish since 1940 (No. 11).

The Youngstown, Ohio, native earned his undergraduate degree in exercise science from Youngstown State in 2013. He completed his master's degree from Toledo in recreation administration in 2016. Savage attended Boardman High School in Youngstown.

He and his wife, Gianna, reside in Starkville.

### THE SAVAGE FILE

**Hometown** \_\_\_\_\_ Youngstown, Ohio  
**Alma Mater** \_\_\_\_\_ Youngstown State  
**Bachelor's** \_\_\_\_\_ exercise science, 2013  
**Master's** \_\_\_\_\_ recreation administration, Toledo, 2016  
**Birthday** \_\_\_\_\_ March 22, 1989

#### COACHING CAREER

**2016-p:** Mississippi State (Head Strength Coach)  
**2014-15:** Mississippi State (Assistant Strength Coach)  
**2014:** Toledo (Graduate Assistant Strength Coach)  
**2013-14:** Ohio State (Strength Intern)  
**2013:** Bowling Green (Strength Intern)

#### BOWL GAMES AS A COACH

**2016:** St. Petersburg Bowl (MSU)  
**2015:** Belk Bowl (MSU)  
**2014:** Orange Bowl (MSU)  
**2013:** Orange Bowl (Ohio State)





## JON CLARK

**Assistant Athletic Director/  
Football Operations**

*Eighth season at MSU*

Jon Clark, a veteran of 14 years in work surrounding football operations, came to Mississippi State after five seasons at the University of Florida, where he served as the director of football administration. Clark enters his eighth season with the Bulldog program working alongside head coach Dan Mullen. Clark serves as the Assistant Athletic Director for Football Operations.

Clark oversees the administrative operations of the football department, including daily scheduling, budget, travel, office staff and other duties. Clark oversaw the development and construction of the Leo Seal Complex, a \$25 million football training and office facility that was opened in the spring of 2013. Clark has played a role in the re-design of the new football practice fields and other facility projects as it relates to the football program.

Prior to his stint at Florida, Clark served in the same role at the University of Utah in 2002 and 2003. He first worked with current Ohio State head coach Urban Meyer at Bowling Green where Clark was an undergraduate student manager prior to earning his bachelor's degree in secondary education in May of 2002. After completing his education, Clark accepted a position as an administrative graduate assistant at BGSU.

Clark is married to the former Caitlin Redlich, and the two have one son, Cooper Hill Clark.



## BRAD PETERSON

**Director of High School  
Relations and Recruiting**

*Second season at MSU*

Brad Peterson, one of the most successful and respected high school coaches in the state of Mississippi, enters his second season as Mississippi State's director of high school relations and recruiting.

Peterson, 42, returned to his alma mater after compiling a 148-70-1 record in 17 years as a high school coach. A two-time Mississippi Association of Coaches Class 3A Coach of the Year and the 2012 Class 6A Coach of the Year, Peterson has drastically improved each program he oversaw.

Among Peterson's primary responsibilities at MSU, he organizes on-campus recruiting efforts and serves as the director of all camps and clinics within the program.

Peterson spent 2015 as the head football coach and athletic director at Madison Central, guiding the Jaguars to an appearance in the MHSAA Class 6A semifinals and increasing attendance. A year prior to his arrival, Madison Central failed to make the playoffs.

From 2010-14, Peterson was instrumental in establishing Brandon High School as one of the state's premier programs. He compiled a 50-18 record, including three straight 10-win seasons from 2012-14. Brandon had its best season ever under Peterson's leadership, reaching the Class 6A state championship game in 2012 and posting a 12-3 record. Peterson also served as the school's athletic director during his tenure.

A native of Louisville, Mississippi, Peterson took over at Louisville High School in 2005 as athletic director and head coach. He revamped the program and led the Wildcats to back-to-back state championships in 2007 and 2008. During his tenure from 2005-09, he was twice named Class 3A Coach of the Year.

Prior to his stint at Louisville, Peterson served as the athletic director and head football coach at Forest High School from 2003-04. He inherited a program that was 6-16 in the two previous seasons, and in his two years, the Bearcats combined for a 21-4-1 record, including five straight weeks ranked No. 1 in the Class 3A polls in 2004.

Peterson got his head coaching start at Newton High School. He was named the school's athletic director and head football coach in 2003. He made an immediate impact, improving facilities and establishing golf and softball teams. On the gridiron, Newton claimed region championships in his final two seasons of 2002 and 2003.

Peterson is no stranger Starkville. He earned his undergraduate degree in physical education from Mississippi State in 1996 and later received a master's degree in sports administration in 2000.

Peterson has held many distinguished roles in his career, serving as football chairman of the Mississippi Association of Coaches from 2010-13 and twice coaching in the Alabama-Mississippi All-Star Game. In 2004, he represented the state at the NFL's Youth Football Summit.

He and his wife, Lindley, have three children – Lauren (22), Cal (8) and Brett (3).





**Zach Akenberger**  
Assistant Strength  
Coach



**Patrick Austin**  
Recruiting  
Specialist



**Bret Beachner**  
Offensive Quality  
Control



**Lee Begley**  
Coordinator of  
Football Recruiting



**Chris Boniol**  
Special Teams Quality  
Control



**Thomas Callans**  
Assistant Athletic  
Trainer



**Nancy Covington**  
Office Associate



**Karibi Dede**  
Defensive  
Quality Control



**Brock Dulaney**  
Coordinator of  
Video



**Rod Gibson**  
Recruiting  
Specialist



**John Haneline**  
Defensive Quality  
Control



**Roger Hayhurst**  
Assistant  
Video Coordinator



**Andrea Hollis**  
Recruiting  
Specialist



**Dan Jacobi**  
Head Athletic  
Trainer



**Tanner Maher**  
Assistant Strength  
Coach



**Fred Murphy**  
Assistant Strength  
Coach



**Mitch Phillips**  
Graphic Designer



**Ryan Phillis**  
Assistant Strength  
Coach



**Drew Raucina**  
Recruiting  
Specialist



**Pat Richards**  
Assistant Athletic  
Trainer



**Dean "Flash" Saul**  
Assistant  
Equipment Manager



**Susan Simmons**  
Head Equipment  
Manager



**Neil Stopczynski**  
Assistant Recruiting  
Coordinator



**Kelly White**  
Sports Dietician



## BULLDOGS DOMINATE 2016 EGG BOWL

MSU closed the 2016 regular season in an explosive way with a 55-20 victory over rival Ole Miss in Oxford. The Bulldogs set the following school records in the contest:

**Individual Rushing Yards** – Nick Fitzgerald (258), broke Anthony Dixon's record of 252 vs. Kentucky, 2009

**Individual Yards Per Rush (min. 10 carries)** – Nick Fitzgerald (18.4), broke Vick Ballard's record of 16.6 vs. Memphis, 2011

**Team Rushing Yards in an SEC game** – 457, broke old mark of 426 vs. Kentucky, 1991 ... Also the fourth-most rushing yards by MSU in any game, most since 464 vs. Arkansas State in 1992

**Average Yards Per Rush** – 9.7, broke old mark of 8.9 vs. Union on Oct. 25, 1941

### Other notables:

- It was the first time in school history that MSU produced a 200-yard rusher (Nick Fitzgerald) and a 100-yard rusher in the same game (Aeris Williams).
- It was the largest margin of victory in an Egg Bowl for MSU since 36-0 on Nov. 3, 1916.
- The 55 points were the most by any team in the Egg Bowl since MSU scored 65 on Nov. 6, 1915.
- Nick Fitzgerald's 18.4 yards per carry was the highest by any SEC player in a conference game in league history and second-most in any game (LSU RB Harvey Williams 19.6 vs. Rice, 1987; min. 10 carries).
- Nick Fitzgerald's 258 rushing yards were the most by an FBS quarterback since Navy's Keenan Reynolds had 277 on Nov. 15, 2014 vs. Georgia Southern.
- The 9.72 yards per rush as a team were third all-time in conference games in SEC history:
  1. 9.90 - Texas A&M vs. Arkansas (2016)
  2. 9.73 - Auburn vs. Vanderbilt (1979)
  3. 9.72 - Mississippi State vs. Ole Miss (2016)

## ST. PETERSBURG BOWL CHAMPIONS

The Bulldogs finished the year with a 6-7 record after winning its second straight bowl game when they defeated Miami (Ohio), 17-16, in the St. Petersburg Bowl on Dec. 26 at Tropicana Field. It was the 20th all-time bowl appearance for MSU as well as its school-record seventh straight. The Bulldogs qualified for a bowl with a 971 NCAA Academic Progress Rate (APR), which was 12 points above the national average. For head coach Dan Mullen, it was his school-record fifth bowl victory. MSU became the first SEC team to play in the St. Petersburg Bowl.

## 2016 SENIOR CLASS LEAVES LEGACY

A group of 16 seniors left their legacy as one of the winningest senior classes in MSU history. They included: DL Nelson Adams, LB Richie Brown, DL Johnathan Calvin, OL Jamaal Clayborn, DB Kivon Coman, DL Will Coleman, DL Torrey Dale, OL Devon Desper, RB Brandon Holloway, DL Nick James, DL A.J. Jefferson, OL Jocquell Johnson, WR Fred Ross, OL Justin Senior, RB Ashton Shumpert and LB DeAndre Ward.

- The class owned a 32-20 (.615) record and tied for fourth among MSU senior classes in victories.
- Reached a bowl game every year of their careers.
- Spent a school-record 10 weeks ranked in the Top 10 and five straight weeks ranked No. 1 as sophomores in 2014.
- Owned a 19-8 record at home in Davis Wade Stadium.

## FRED ROSS EARNS FIRST-TEAM ALL-SEC HONORS AGAIN

Senior Fred Ross became the first wide receiver in school history to earn first-team All-SEC honors in back-to-back seasons. He was only the second MSU wide receiver to earn multiple first-team All-SEC accolades in a career. Mardye McDole was a first-team All-SEC recipient in 1978 and 1980. Ross earned first-team honors from the Associated Press in 2016, and he was first team by the league's coaches last season.





## MSU FWAA NATIONAL TEAM OF THE WEEK

MSU was the recipient of the Football Writers Association of America's National Team of the Week following its 35-28 victory over No. 4 Texas A&M on Nov. 5. It was the first time the Bulldogs earned the honor since an also unranked MSU team beat No. 8 LSU on Sept. 20, 2014 in Baton Rouge.

- It was MSU's first victory over a Top 10 team since beating No. 2 Auburn, 38-23, on Oct. 11, 2014 in Starkville in a game that propelled the Bulldogs to the No. 1 ranking. It was also the fourth Top 10 win for MSU in the **Dan Mullen** era.

- It was the ninth time that an unranked MSU team took down a Top 10 team: No. 8 LSU (2014), No. 3 Florida (2000), No. 9 Arkansas (1998), No. 8 Alabama (1996), No. 8 Tennessee (1986), No. 9 LSU (1984), No. 6 LSU (1982) and No. 1 Alabama (1980).

## MULLEN EARNS DODD TROPHY NATIONAL COACH OF THE WEEK

In addition to being named National Team of the Week, MSU head coach **Dan Mullen** was the recipient of the Bobby Dodd Trophy's National Coach of the Week with the victory over No. 4 Texas A&M. Mullen recorded his fourth win over a Top 10 team in the past three seasons.

## FITZGERALD LED NATION IN 300 PASS/100 RUSH GAMES

After following in the footsteps of the greatest quarterback in school history in Dak Prescott, sophomore QB **Nick Fitzgerald** was spectacular in the second half of the season. He led the nation in 300-yard passing/100-yard rushing games in 2016:

- To put in perspective: Prior to this season, only once in the 116-year history of MSU football had a 300-yard passing/100-yard rushing game occurred when Dak Prescott did it against Kentucky (348 pass, 117 rush) on Oct. 24, 2015. Fitzgerald did it three times as a sophomore in his first year as a starter.
- Fitzgerald's 300/100 games occurred: vs. Arkansas (328/131), vs. Samford (417/119) and at UMass (305/110).
- Fitzgerald was the first SEC quarterback to produce three 300/100 games in a season since Johnny Manziel did it in his Heisman Trophy campaign of 2012. Cam Newton never achieved the feat and Tim Tebow, another **Dan Mullen** protege, only did it once.
- Five times in **Dan Mullen's** tenure as a head coach and assistant coach has there been a 300/100 game.

## MSU FIFTH IN SEC WEST, FINISHES AHEAD OF MEDIA POLL PROJECTIONS AGAIN

For the fifth straight year, MSU finished ahead of where they were projected by the media poll at SEC Media Days in July. The Bulldogs were picked to finish last in the SEC West and ended up in a tie for fifth. It was the sixth time in eight years under Dan Mullen that MSU finished ahead of where they were projected.

SEC West	SEC	Overall
Alabama	8-0	13-0
Auburn	5-3	8-4
LSU	5-3	7-4
Texas A&M	4-4	8-4
Arkansas	3-5	7-5
Mississippi State	3-5	5-7
Ole Miss	2-6	5-7

## 2016 INDIVIDUAL HONORS

### Dan Mullen, Head Coach

- Bobby Dodd Trophy National Coach of the Week (vs. Texas A&M)

### Richie Brown, Sr., LB

- NFF Campbell Trophy Semifinalist
- Second-Team All-SEC (Phil Steele)

### Jamaal Clayborn, Sr., C

- NFLPA Collegiate Bowl Invitee

### Nick Fitzgerald, So., QB

- St. Petersburg Bowl MVP
- Third-Team All-SEC (Phil Steele)
- SEC Co-Offensive Player of the Week (vs. Texas A&M, at Ole Miss)
- Davey O'Brien Award Great 8 List (vs. Texas A&M)
- Manning Award Star of the Week (vs. Texas A&M)

### Brandon Holloway, Sr., RB

- SEC Community Service Team

### Leo Lewis, Fr., LB

- SEC All-Freshman Team (Coaches)
- SEC Defensive Freshman of the Year (Athlon Sports)
- SEC Freshman of the Week (at Ole Miss)

### A.J. Jefferson, Sr., DE

- SEC Defensive Lineman of the Week (vs. South Carolina)

### Martinas Rankin, Jr., OT

- SEC Offensive Lineman of the Week (vs. Texas A&M)

### Fred Ross, Sr., WR

- First-Team All-SEC (Associated Press, Phil Steele)
- Second-Team All-SEC (Athlon Sports, Coaches)
- Senior Bowl Invitee
- C Spire Conerly Trophy Finalist

### Justin Senior, Sr., OL

- Second-Team All-SEC (Athlon Sports)
- Kent Hull Trophy Winner

### Jeffery Simmons, Fr., DL

- SEC All-Freshman Team (Coaches)

## 2016 RESULTS

**Overall Record: 6-7 • SEC Record: 3-5 • T-5th West**

DATE	OPPONENT	RESULT	LOCATION (ATT.)
Sept. 3	SOUTH ALABAMA (SECN)	L, 20-21	Starkville, Miss. (57,075)
Sept. 10	SOUTH CAROLINA * (ESPN2)	W, 27-14	Starkville, Miss. (57,763)
Sept. 17	at #20/22 LSU * (ESPN2)	L, 20-23	Baton Rouge, La. (99,910)
Sept. 24	at UMass (ASN)	W, 47-35	Foxborough, Mass. (13,074)
Oct. 8	RV/#25 AUBURN * (ESPN)	L, 14-38	Starkville, Miss. (60,102)
Oct. 14	at BYU (ESPN)	L, 21-28 (2OT)	Provo, Utah (62,184)
Oct. 22	at Kentucky * (SECN)	L, 38-40	Lexington, Ky. (50,414)
Oct. 29	SAMFORD (HC) (SECN)	W, 56-41	Starkville, Miss. (58,019)
Nov. 5	#7/7/4 TEXAS A&M * (SECN)	W, 35-28	Starkville, Miss (58,407)
Nov. 12	at #1/1/1 Alabama * (ESPN)	L, 3-51	Tuscaloosa, Ala. (101,821)
Nov. 19	ARKANSAS * (ESPNU)	L, 42-58	Starkville, Miss. (58,538)
Nov. 26	at Ole Miss * (SECN)	W, 55-20	Oxford, Miss. (66,038)
Dec. 26	vs. Miami (Ohio)^ (ESPN)	W, 17-16	St. Petersburg, Fla. (15,717)

All CAPS - denotes home game | \* - denotes SEC game | ^ - denotes St. Petersburg Bowl

## TEAM STATISTICS

	MSU	OPP
SCORING	395	413
Points Per Game	30.4	31.8
Points Off Turnovers	45	24
FIRST DOWNS	287	298
Rushing	142	110
Passing	124	172
Penalty	21	16
RUSHING YARDAGE	2997	2308
Yards gained rushing	3234	2592
Yards lost rushing	237	284
Rushing Attempts	532	485
Average Per Rush	5.6	4.8
Average Per Game	230.5	177.5
TDs Rushing	24	17
PASSING YARDAGE	2726	3660
Comp-Att-Int	230-411-10	291-472-14
Average Per Pass	6.6	7.8
Average Per Catch	11.9	12.6
Average Per Game	209.7	281.5
TDs Passing	24	33
TOTAL OFFENSE	5723	5968
Total Plays	943	957
Average Per Play	6.1	6.2
Average Per Game	440.2	459.1
KICK RETURNS: #-Yards	42-868	42-843
PUNT RETURNS: #-Yards	19-76	9-133
INT RETURNS: #-Yards	14-300	10-81
KICK RETURN AVERAGE	20.7	20.1
PUNT RETURN AVERAGE	4.0	14.8
INT RETURN AVERAGE	21.4	8.1
FUMBLES-LOST	18-6	16-9
PENALTIES-Yards	68-617	68-561
Average Per Game	47.5	43.2
PUNTS-Yards	63-2453	58-2539
Average Per Punt	38.9	43.8
Net punt average	35.6	41.8
KICKOFFS-Yards	72-4404	75-4571
Average Per Kick	61.2	60.9
Net kick average	41.1	39.0
TIME OF POSSESSION/Game	28:51	31:09
3RD-DOWN Conversions	78/192	78/190
3rd-Down Pct	41%	41%
4TH-DOWN Conversions	14/28	19/28
4th-Down Pct	50%	68%
SACKS BY-Yards	25-158	18-117
MISC YARDS	-20	0
TOUCHDOWNS SCORED	52	53
FIELD GOALS-ATTEMPTS	11-19	15-23
ON-SIDE KICKS	1-2	0-2
RED-ZONE SCORES	(41-53) 77%	(46-57) 81%
RED-ZONE TOUCHDOWNS	(31-53) 58%	(34-57) 60%
PAT-ATTEMPTS	(48-49) 98%	(44-48) 92%
ATTENDANCE	349904	393441
Games/Avg Per Game	6/58317	7/81291

## SCORE BY QUARTERS

	1st	2nd	3rd	4th	OT	Total
Mississippi State	86	103	110	89	7	395
Opponents	99	117	82	101	14	413

## INDIVIDUAL STATISTICS

RUSHING	GP	Att	Gain	Loss	Net	Avg	TD	Long	Avg/G
Nick Fitzgerald	13	195	1495	120	1375	7.1	16	74	105.8
Aeris Williams	13	137	731	11	720	5.3	4	36	55.4
Ashton Shumpert	13	55	270	13	257	4.7	1	27	19.8
Brandon Holloway	9	50	236	10	226	4.5	1	22	25.1
Malik Dear	12	17	130	6	124	7.3	1	45	10.3
Keith Mixon	13	25	119	13	106	4.2	0	15	8.2
Damian Williams	5	19	123	24	99	5.2	1	23	19.8
Nick Gibson	3	9	57	0	57	6.3	0	14	19.0
Fred Ross	13	2	46	7	39	19.5	0	46	3.0
Dontavian Lee	13	7	27	0	27	3.9	0	9	2.1
Logan Cooke	10	1	0	2	-2	-2.0	0	0	-0.2
TEAM	9	15	0	31	-31	-2.1	0	0	-3.4
<b>Total</b>	<b>13</b>	<b>532</b>	<b>3234</b>	<b>237</b>	<b>2997</b>	<b>5.6</b>	<b>24</b>	<b>74</b>	<b>230.5</b>
<b>Opponents</b>	<b>13</b>	<b>485</b>	<b>2592</b>	<b>284</b>	<b>2308</b>	<b>4.8</b>	<b>17</b>	<b>83</b>	<b>177.5</b>

PASSING	GP	Effic	Cmp-Att-Int	Pct	Yards	TD	Long	Avg/G
Nick Fitzgerald	13	124.3	196-361-10	54.3	2423	21	74	186.4
Damian Williams	5	128.6	31-47-0	66.0	272	2	27	54.4
Fred Ross	13	374.2	2-2-0	100.0	26	1	17	2.0
Nick Tiano	5	142.0	1-1-0	100.0	5	0	5	1.0
<b>Total</b>	<b>13</b>	<b>126.1</b>	<b>230-411-10</b>	<b>56.0</b>	<b>2726</b>	<b>24</b>	<b>74</b>	<b>209.7</b>
<b>Opponents</b>	<b>13</b>	<b>143.9</b>	<b>291-472-14</b>	<b>61.7</b>	<b>3660</b>	<b>33</b>	<b>67</b>	<b>281.5</b>

RECEIVING	GP	No.	Yards	Avg	TD	Long	Avg/G
Fred Ross	13	72	917	12.7	12	60	70.5
Donald Gray	13	41	709	17.3	5	74	54.5
Malik Dear	12	23	264	11.5	2	33	22.0
Keith Mixon	13	19	228	12.0	2	44	17.5
Brandon Holloway	9	15	91	6.1	0	19	10.1
Farrod Green	12	11	121	11.0	1	18	10.1
Jordan Thomas	12	9	48	5.3	1	13	4.0
Jamal Couch	11	8	113	14.1	0	26	10.3
Gabe Myles	13	8	63	7.9	0	31	4.8
Aeris Williams	13	7	45	6.4	0	24	3.5
Dedrick Thomas	10	5	44	8.8	1	15	4.4
Justin Johnson	13	5	34	6.8	0	18	2.6
Ashton Shumpert	13	3	28	9.3	0	17	2.2
Dontavian Lee	13	2	5	2.5	0	5	0.4
Nick Fitzgerald	13	1	9	9.0	0	9	0.7
Jesse Jackson	13	1	7	7.0	0	7	0.5
<b>Total</b>	<b>13</b>	<b>230</b>	<b>2726</b>	<b>11.9</b>	<b>24</b>	<b>74</b>	<b>209.7</b>
<b>Opponents</b>	<b>13</b>	<b>291</b>	<b>3660</b>	<b>12.6</b>	<b>33</b>	<b>67</b>	<b>281.5</b>

PUNT RETURNS	No.	Yards	Avg	TD	Long
Fred Ross	15	85	5.7	0	16
Donald Gray	2	10	5.0	0	9
J.T. Gray	1	-19	-19.0	0	0
Keith Mixon	1	0	0.0	0	0
<b>Total</b>	<b>19</b>	<b>76</b>	<b>4.0</b>	<b>0</b>	<b>16</b>
<b>Opponents</b>	<b>9</b>	<b>133</b>	<b>14.8</b>	<b>1</b>	<b>93</b>

KICK RETURNS	No.	Yards	Avg	TD	Long
Brandon Holloway	16	370	23.1	0	50
Keith Mixon	11	277	25.2	0	45
Malik Dear	10	126	12.6	0	23
Donald Gray	4	83	20.8	0	28
Farrod Green	1	12	12.0	0	12
<b>Total</b>	<b>42</b>	<b>868</b>	<b>20.7</b>	<b>0</b>	<b>50</b>
<b>Opponents</b>	<b>42</b>	<b>843</b>	<b>20.1</b>	<b>0</b>	<b>40</b>





INTERCEPTIONS	No.	Yards	Avg	TD	Long
Jamoral Graham	3	105	35.0	1	46
Jamal Peters	2	0	0.0	0	0
Kivon Coman	2	14	7.0	0	16
Mark McLaurin	2	27	13.5	0	27
Brandon Bryant	1	19	19.0	0	19
Cedric Jiles	1	74	74.0	1	74
Maurice Smitherman	1	29	29.0	0	30
DeAndre Ward	1	35	35.0	1	35
Johnathan Calvin	1	-3	-3.0	0	0
<b>Total</b>	<b>14</b>	<b>300</b>	<b>21.4</b>	<b>3</b>	<b>74</b>
<b>Opponents</b>	<b>10</b>	<b>81</b>	<b>8.1</b>	<b>1</b>	<b>45</b>

FUMBLE RETURNS	No.	Yards	Avg	TD	Long
Richie Brown	1	2	2.0	0	2
Mark McLaurin	1	81	81.0	1	81
<b>Total</b>	<b>2</b>	<b>83</b>	<b>41.5</b>	<b>1</b>	<b>81</b>
<b>Opponents</b>	<b>2</b>	<b>33</b>	<b>16.5</b>	<b>1</b>	<b>20</b>

SCORING	TD	FGs	Kick	Rush	Rcv	Pass	DXP	Saf	Points
Nick Fitzgerald	16	0-0	0-0	0-0	0	1-2	0	0	96
Westin Graves	0	11-19	48-49	0-0	0	0-0	0	0	81
Fred Ross	12	0-0	0-0	0-0	1	0-0	0	0	74
Donald Gray	5	0-0	0-0	0-0	0	0-0	0	0	30
Aeris Williams	4	0-0	0-0	0-0	0	0-0	0	0	24
Malik Dear	3	0-0	0-0	0-0	0	0-1	0	0	18
Keith Mixon	2	0-0	0-0	0-0	0	0-0	0	0	12
DeAndre Ward	1	0-0	0-0	0-0	0	0-0	0	0	6
Damian Williams	1	0-0	0-0	0-0	0	0-0	0	0	6
Jordan Thomas	1	0-0	0-0	0-0	0	0-0	0	0	6
Dedrick Thomas	1	0-0	0-0	0-0	0	0-0	0	0	6
Ashton Shumpert	1	0-0	0-0	0-0	0	0-0	0	0	6
Farrod Green	1	0-0	0-0	0-0	0	0-0	0	0	6
Cedric Jiles	1	0-0	0-0	0-0	0	0-0	0	0	6
Brandon Holloway	1	0-0	0-0	0-0	0	0-0	0	0	6
Jamoral Graham	1	0-0	0-0	0-0	0	0-0	0	0	6
Mark McLaurin	1	0-0	0-0	0-0	0	0-0	0	0	6
<b>Total</b>	<b>52</b>	<b>11-19</b>	<b>48-49</b>	<b>0-0</b>	<b>1</b>	<b>1-3</b>	<b>0</b>	<b>0</b>	<b>395</b>
<b>Opponents</b>	<b>53</b>	<b>15-23</b>	<b>44-48</b>	<b>2-2</b>	<b>1</b>	<b>1-3</b>	<b>0</b>	<b>0</b>	<b>413</b>

TOTAL OFFENSE	GP	Plays	Rush	Pass	Total	Avg/G
Nick Fitzgerald	13	556	1375	2423	3798	292.2
Aeris Williams	13	137	720	0	720	55.4
Damian Williams	5	66	99	272	371	74.2
Ashton Shumpert	13	55	257	0	257	19.8
Brandon Holloway	9	50	226	0	226	25.1
Malik Dear	12	17	124	0	124	10.3
Keith Mixon	13	25	106	0	106	8.2
Fred Ross	13	4	39	26	65	5.0
Nick Gibson	3	9	57	0	57	19.0
Dontavian Lee	13	7	27	0	27	2.1
Nick Tiano	5	1	0	5	5	1.0
Logan Cooke	10	1	-2	0	-2	-0.2
TEAM	9	15	-31	0	-31	-3.4
<b>Total</b>	<b>13</b>	<b>943</b>	<b>2997</b>	<b>2726</b>	<b>5723</b>	<b>440.2</b>
<b>Opponents</b>	<b>13</b>	<b>957</b>	<b>2308</b>	<b>3660</b>	<b>5968</b>	<b>459.1</b>

FIELD GOALS	Made-Att	Pct	01-19	20-29	30-39	40-49	50-99	Long	Blkd
Westin Graves	11-19	57.9	0-0	3-6	5-6	3-7	0-0	48	0

FG SEQUENCE	MSU	Opp
South Alabama	(37),(48),46,28	37,25
South Carolina	(27),(28)	55
LSU	(41),(37)	(27)
UMass	(23),(30)	-
Auburn	28	(25)
BYU	42	42
Kentucky	(36)	28,(46),(32),(32),(51)
Samford	24	(32),(33)
Texas A&M	32	27
Alabama	47,(47)	(30),(28),(39)
Arkansas	44	40,(34)
Ole Miss	-	(24),(38)
Miami (Ohio)	(36)	(18),37

PUNTING	No.	Yards	Avg	Long	TB	FC	I20	50+	Blkd
Logan Cooke	44	1760	40.0	68	3	20	22	9	1
Kody Schexnayder	18	665	36.9	52	1	11	4	2	0
TEAM	1	28	28.0	28	0	0	0	0	0
<b>Total</b>	<b>63</b>	<b>2453</b>	<b>38.9</b>	<b>68</b>	<b>4</b>	<b>31</b>	<b>26</b>	<b>11</b>	<b>1</b>
<b>Opponents</b>	<b>58</b>	<b>2539</b>	<b>43.8</b>	<b>66</b>	<b>2</b>	<b>25</b>	<b>16</b>	<b>12</b>	<b>0</b>

KICKOFFS	No.	Yards	Avg	TB	OB	Retn	Net	YdLn
Brad Wall	32	1978	61.8	10	2			
Logan Cooke	25	1583	63.3	14	1			
Westin Graves	15	843	56.2	0	1			
<b>Total</b>	<b>72</b>	<b>4404</b>	<b>61.2</b>	<b>24</b>	<b>4</b>	<b>20.1</b>	<b>41.1</b>	<b>23</b>
<b>Opponents</b>	<b>75</b>	<b>4571</b>	<b>60.9</b>	<b>31</b>	<b>2</b>	<b>20.7</b>	<b>39.0</b>	<b>25</b>

ALL PURPOSE	GP	Rush	Rcv	PR	KR	IR	Total	Avg/G
Nick Fitzgerald	13	1375	9	0	0	0	1384	106.5
Fred Ross	13	39	917	85	0	0	1041	80.1
Donald Gray	13	0	709	10	83	0	802	61.7
Aeris Williams	13	720	45	0	0	0	765	58.8
Brandon Holloway	9	226	91	0	370	0	687	76.3
Keith Mixon	13	106	228	0	277	0	611	47.0
Malik Dear	12	124	264	0	126	0	514	42.8
Ashton Shumpert	13	257	28	0	0	0	285	21.9
Farrod Green	12	0	121	0	12	0	133	11.1
Jamal Couch	11	0	113	0	0	0	113	10.3
Jamoral Graham	13	0	0	0	0	105	105	8.1
Damian Williams	5	99	0	0	0	0	99	19.8
Cedric Jiles	9	0	0	0	0	74	74	8.2
Gabe Myles	13	0	63	0	0	0	63	4.8
Nick Gibson	3	57	0	0	0	0	57	19.0
Jordan Thomas	12	0	48	0	0	0	48	4.0
Dedrick Thomas	10	0	44	0	0	0	44	4.4
DeAndre Ward	13	0	0	0	0	35	35	2.7
Justin Johnson	13	0	34	0	0	0	34	2.6
Dontavian Lee	13	27	5	0	0	0	32	2.5
Maurice Smitherman	10	0	0	0	0	29	29	2.9
Mark McLaurin	13	0	0	0	0	27	27	2.1
Brandon Bryant	13	0	0	0	0	19	19	1.5
Kivon Coman	10	0	0	0	0	14	14	1.4
Jesse Jackson	13	0	7	0	0	0	7	0.5
Logan Cooke	10	-2	0	0	0	0	-2	-0.2
Johnathan Calvin	13	0	0	0	0	-3	-3	-0.2
J.T. Gray	13	0	0	-19	0	0	-19	-1.5
TEAM	9	-31	0	0	0	0	-31	-3.4
<b>Total</b>	<b>13</b>	<b>2997</b>	<b>2726</b>	<b>76</b>	<b>868</b>	<b>300</b>	<b>6967</b>	<b>535.9</b>
<b>Opponents</b>	<b>13</b>	<b>2308</b>	<b>3660</b>	<b>133</b>	<b>843</b>	<b>81</b>	<b>7025</b>	<b>540.4</b>



Richie Brown



J.T. Gray

#	Player	GP	Tackles			TFL-Yds	Sacks No-Yds	Pass Defense				Fumbles		FF	Kick	Saf
			Solo	Ast	Total			Int-Yds	BU	PD	QBH	Rcv-Yds				
39	Richie Brown	13	51	51	102	4.0- 22	1.5- 15	.	2	2	3	1- 2		1	.	.
44	Leo Lewis	13	35	44	79	4.5- 9	1.0- 2	.	1	1	.	.		.	.	.
12	J.T. Gray	13	36	35	71	8.0- 14	1.0- 4	.	.	.	2	.		.	.	.
1	Brandon Bryant	13	35	27	62	1.0- 2	.	1- 19	2	3	.	.		.	.	.
11	Kivon Coman	10	30	28	58	5.0- 8	.	2- 14	2	4	.	.		.	.	.
28	DeAndre Ward	13	31	25	56	4.0- 9	1.0- 5	1- 35	1	2	.	.		.	.	.
16	Johnathan Calvin	13	23	32	55	11.5- 57	7.0- 51	1- -3	1	2	5	1- 0	2	2	.	.
41	Mark McLaurin	13	28	23	51	2.0- 5	1.0- 4	2- 27	5	7	1	2- 81	.	.	.	.
4	Gerri Green	13	18	25	43	0.5- 2	.	.	1	1	.	1- 0	.	.	.	.
98	Jeffery Simmons	12	13	27	40	3.5- 8	.	.	2	2	4	.	2	.	.	.
46	Dez Harris	13	21	16	37	2.5- 11	.	.	.	.	1	.	2	.	.	.
5	Cedric Jiles	9	23	8	31	1.0- 1	.	1- 74	1	2	.	.	.	.	.	.
47	A.J. Jefferson	11	12	18	30	10.5- 52	4.0- 34	.	.	.	2	1- 0	1	.	.	.
9	Jamoral Graham	13	22	6	28	0.5- 2	.	3- 105	5	8	.	.	.	.	.	.
25	Lashard Durr	13	16	10	26	0.5- 1	.	.	1	1	.	.	.	.	.	.
3	Traver Jung	13	18	7	25	3.0- 8	2.5- 5	.	5	5	2	1- 0	1	.	.	.
94	Nelson Adams	13	12	13	25	2.5- 11	2.5- 11	.	2	2	1	.	.	2	.	.
34	Cory Thomas	13	6	18	24	4.5- 14	.	.	1	1	2	.	.	.	.	.
24	Chris Rayford	13	16	7	23	.	.	.	.	.	.	.	.	.	.	.
49	Torrey Dale	13	9	12	21	1.0- 2	.	.	.	.	3	.	1	.	.	.
88	Nick James	12	6	13	19	3.5- 14	2.0- 9	.	1	1	3	.	.	.	.	.
2	Jamal Peters	12	12	6	18	1.0- 2	.	2- 0	2	4	.	.	2	.	.	.
42	Marquiss Spencer	12	9	8	17	3.0- 12	1.0- 9	.	.	.	1	1- 0	.	.	.	.
43	Fletcher Adams	11	4	12	16	0.5- 2	.	.	.	.	.	.	.	.	.	.
95	Braxton Hoyett	13	6	9	15	2.0- 4	.	.	.	.	.	1- 0	.	.	.	.
57	Will Coleman	8	3	3	6	1.0- 9	1.0- 9	.	.	.	.	.	.	.	.	.
32	Ashton Shumpert	13	2	3	5	.	.	.	.	.	.	.	.	.	.	.
31	Maurice Smiththerman	10	4	1	5	.	.	1- 29	.	1	.	.	.	.	.	.
27	Aeris Williams	13	.	3	3	.	.	.	.	.	.	.	.	.	.	.
33	Dontavian Lee	13	1	2	3	.	.	.	.	.	.	.	.	.	.	.
90	Grant Harris	6	3	.	3	.	.	.	.	.	.	.	.	.	.	.
26	Alec Murphy	4	.	3	3	.	.	.	.	.	.	.	.	.	.	.
51	Kelan Chairs	12	1	1	2	.	.	.	.	.	.	.	.	.	.	.
55	Martinas Rankin	13	.	2	2	.	.	.	.	.	.	.	.	.	.	.
86	Jesse Jackson	13	1	1	2	.	.	.	.	.	.	.	.	.	.	.
45	Josiah Phillips	13	1	1	2	.	.	.	.	.	.	.	.	.	.	.
30	Chris Stamps	9	1	1	2	.	.	.	.	.	.	.	.	.	.	.
74	Elgton Jenkins	12	1	.	1	.	.	.	.	.	.	.	.	.	.	.
82	Farrod Green	12	1	.	1	.	.	.	.	.	.	.	.	.	.	.
62	Devon Desper	13	.	1	1	.	.	.	.	.	.	.	.	.	.	.
8	Fred Ross	13	1	.	1	.	.	.	.	.	.	.	.	.	.	.
37	Brad Wall	7	1	.	1	.	.	.	.	.	.	.	.	.	.	.
6	Donald Gray	13	1	.	1	.	.	.	.	.	.	.	.	.	.	.
Total		13	514	502	1016	81- 281	25- 158	14- 300	35	49	30	9- 83	12	4	.	.





## 2016 MSU GAME-BY-GAME STARTERS

### OFFENSE

Game	WR (X)	WR (H)	WR (Z)	LT	LG	C	RG	RT	TE	RB	QB
South Alabama	Gray	Ross	Myles	Jenkins	Desper	Clayborn	Calhoun	Senior	Shumpert (2RB)	Holloway	Fitzgerald
South Carolina	Gray	Ross	Myles	Jenkins	Desper	Clayborn	Calhoun	Senior	Johnson	Holloway	Fitzgerald
at LSU	Gray	Ross	Dear	Jenkins	Desper	Clayborn	Calhoun	Senior	Mixon (4WR)	Holloway	Fitzgerald
at UMass	Gray	Ross	Myles	Rankin	Desper	Clayborn	Calhoun	Senior	Jackson (4WR)	Holloway	Fitzgerald
Auburn	Gray	Ross	Myles	Rankin	Desper	Clayborn	Calhoun	Senior	F. Green	Shumpert	Fitzgerald
at BYU	Gray	Ross	Dear	Rankin	Desper	Clayborn	Calhoun	Senior	F. Green	Shumpert	Fitzgerald
at Kentucky	Gray	Ross	Dear	Rankin	Story	Clayborn	Desper	Senior	F. Green	Shumpert	Fitzgerald
Samford	Gray	Ross	Dear	Rankin	Story	Clayborn	Desper	Senior	F. Green	Shumpert	Fitzgerald
Texas A&M	Gray	Ross	Dear	Rankin	Desper	Clayborn	Calhoun	Senior	F. Green	Holloway	Fitzgerald
at Alabama	Gray	Ross	Dear	Rankin	Desper	Clayborn	Calhoun	Senior	F. Green	Holloway	Fitzgerald
Arkansas	Gray	Ross	Dear	Rankin	Desper	Clayborn	Calhoun	Senior	F. Green	Williams	Fitzgerald
at Ole Miss	Gray	Ross	Dear	Rankin	Jenkins	Clayborn	Desper	Senior	Johnson	Williams	Fitzgerald
vs. Miami (Ohio)	Gray	Ross	Dear	Rankin	Jenkins	Clayborn	Desper	Senior	F. Green	Williams	Fitzgerald

### DEFENSE

Game	STAR LB	DT	NT	DE	VIPER	MLB	WLB	CB	SS	FS	CB
South Alabama	Gray	Dale	N. Adams	Jefferson	Calvin	Brown	Lewis	Graham	Bryant	Coman	Durr
South Carolina	Gray	Thomas	N. Adams	Jefferson	Calvin	Brown	Lewis	Graham	Bryant	Coman	Durr
at LSU	Gray	Thomas	N. Adams	Jefferson	Calvin	Brown	Lewis	Graham	Bryant	Coman	Durr
at UMass	Ward	Thomas	N. Adams	Jefferson	Calvin	Brown	Lewis	Graham	Bryant	Coman	Durr
Auburn	Gray	Thomas	N. Adams	Jefferson	Calvin	Brown	Lewis	Graham	Bryant	Coman	Jiles
at BYU	Gray	James	N. Adams	Jefferson	Calvin	Brown	Lewis	Durr	Bryant	McLaurin	Jiles
at Kentucky	Gray	Simmons	N. Adams	Jefferson	Calvin	Brown	Lewis	Peters	Bryant	McLaurin	Jiles
Samford	Gray	N. Adams	James	Dale	Calvin	Brown	Lewis	Rayford	Bryant	McLaurin	Jiles
Texas A&M	Gray	N. Adams	Simmons	Jefferson	Jung	Brown	Lewis	Rayford	McLaurin	Coman	Jiles
at Alabama	Ward	N. Adams	James	Jefferson	Calvin	Brown	Lewis	Rayford	McLaurin	Coman	Jiles
Arkansas	Gray	N. Adams	James	Jefferson	Calvin	Brown	Lewis	Graham	McLaurin	Coman	Jiles
at Ole Miss	Gray	N. Adams	James	Jefferson	Jung	Brown	Lewis	Peters	Bryant	Coman	Durr
vs. Miami (Oio)	Ward	N. Adams	Simmons	Dale	Coleman	Brown	Lewis	Durr	Bryant	Coman	Jiles

## CAREER STARTS BY POSITION (2017 RETURNERS)

### OFFENSE

**LT**  
 Martinas Rankin - 10  
 Elgton Jenkins - 5

**LG**  
 Michael Story - 2  
 Elgton Jenkins - 2

**C**  
 -none-

**RG**  
 Deion Calhoun - 10

**RT**  
 Elgton Jenkins - 1

### TE

Farrod Green - 8  
 Justin Johnson - 2

### WR

Donald Gray - 13  
 Malik Dear - 9  
 Gabe Myles - 7  
 Jesse Jackson - 1  
 Keith Mixon - 1

### RB

Aeris Williams - 3

### QB

Nick Fitzgerald - 13

### DEFENSE

**DE**  
 -none-

**DT**  
 Cory Thomas - 4  
 Jeffery Simmons - 3

### VIPER

Traver Jung - 2

### LB

Leo Lewis - 13  
 J.T. Gray - 9

### S

Brandon Bryant - 18  
 Mark McLaurin - 6  
 Jamal Peters - 2

### CB

Tolando Cleveland - 10  
 Lashard Durr - 7  
 Chris Rayford - 3  
 Jamal Peters - 2



Nelson Adams

Brandon Holloway

#	Name	GP/GS	USA	USC	LSU	UMASS	AU	BYU	UK	SAM	TAMU	UA	AR	OM	MIAMI
43	Fletcher Adams	11/-	XXX	XXX	...	XXX	XXX	XXX	...	XXX	XXX	XXX	XXX	XXX	XXX
94	Nelson Adams	13/13	START	START	START	START	START	START	START	START	START	START	START	START	START
53	Hunter Bradley	13/-	XXX	XXX	XXX	XXX	XXX	XXX	XXX	XXX	XXX	XXX	XXX	XXX	XXX
39	Richie Brown	13/13	START	START	START	START	START	START	START	START	START	START	START	START	START
1	Brandon Bryant	13/10	START	START	START	START	START	START	START	START	XXX	XXX	XXX	START	START
61	Deion Calhoun	9/9	START	START	START	START	START	START	...	...	START	START	START	...	...
16	Johnathan Calvin	13/10	START	START	START	START	START	START	START	START	XXX	START	START	XXX	XXX
51	Kelan Chairs	12/-	XXX	XXX	XXX	XXX	XXX	XXX	XXX	XXX	XXX	XXX	XXX	XXX	...
60	Jamaal Clayborn	13/13	START	START	START	START	START	START	START	START	START	START	START	START	START
72	Ronald Cochran	1/-	...	...	...	...	...	...	...	...	XXX	...	...	...	...
57	Will Coleman	8/1	...	...	...	...	...	XXX	XXX	XXX	XXX	XXX	XXX	XXX	START
11	Kivon Coman	10/10	START	START	START	START	START	...	...	...	START	START	START	START	START
43	Logan Cooke	10/-	XXX	XXX	XXX	XXX	XXX	XXX	XXX	XXX	XXX	...	...	...	XXX
17	Jamal Couch	11/-	XXX	XXX	XXX	XXX	XXX	XXX	XXX	...	XXX	XXX	XXX	XXX	...
49	Torrey Dale	13/3	START	XXX	XXX	XXX	XXX	XXX	XXX	START	XXX	XXX	XXX	XXX	START
22	Malik Dear	12/9	...	XXX	START	XXX	XXX	START	START	START	START	START	START	START	START
62	Devon Desper	13/13	START	START	START	START	START	START	START	START	START	START	START	START	START
25	Lashard Durr	13/7	START	START	START	START	XXX	START	XXX	XXX	XXX	XXX	XXX	START	START
7	Nick Fitzgerald	13/13	START	START	START	START	START	START	START	START	START	START	START	START	START
21	Nick Gibson	3/-	...	...	...	...	...	...	XXX	XXX	...	XXX	...	...	...
9	Jamoral Graham	13/6	START	START	START	START	START	XXX	XXX	XXX	XXX	XXX	START	XXX	XXX
25	Westin Graves	13/-	XXX	XXX	XXX	XXX	XXX	XXX	XXX	XXX	XXX	XXX	XXX	XXX	XXX
6	Donald Gray	13/13	START	START	START	START	START	START	START	START	START	START	START	START	START
12	J.T. Gray	13/10	START	START	START	XXX	START	START	START	START	START	XXX	START	START	XXX
82	Farrod Green	12/8	XXX	XXX	XXX	XXX	START	START	START	START	START	START	START	...	START
4	Gerri Green	13/-	XXX	XXX	XXX	XXX	XXX	XXX	XXX	XXX	XXX	XXX	XXX	XXX	XXX
88	Aaron Hamaker	11/-	XXX	XXX	XXX	XXX	XXX	XXX	XXX	XXX	XXX	XXX	...	XXX	...
46	Dez Harris	13/-	XXX	XXX	XXX	XXX	XXX	XXX	XXX	XXX	XXX	XXX	XXX	XXX	XXX
90	Grant Harris	6/-	XXX	...	...	...	...	...	...	XXX	XXX	XXX	XXX	XXX	...
10	Brandon Holloway	9/6	START	START	START	START	XXX	...	...	...	START	START	...	XXX	XXX
95	Braxton Hoyett	13/-	XXX	XXX	XXX	XXX	XXX	XXX	XXX	XXX	XXX	XXX	XXX	XXX	XXX
86	Jesse Jackson	13/1	XXX	XXX	XXX	START	XXX	XXX	XXX	XXX	XXX	XXX	XXX	XXX	XXX
88	Nick James	12/5	...	XXX	XXX	XXX	XXX	START	XXX	START	XXX	START	START	START	XXX
47	A.J. Jefferson	11/11	START	START	START	START	START	START	START	...	START	START	START	START	...
74	Edgton Jenkins	12/5	START	START	START	XXX	XXX	XXX	XXX	...	XXX	XXX	XXX	START	START
5	Cedric Jiles	9/8	...	...	...	...	START	START	START	START	START	START	START	XXX	START
64	Justin Johnson	11/-	XXX	XXX	...	XXX	XXX	XXX	XXX	XXX	XXX	XXX	XXX	XXX	...
81	Justin Johnson	13/2	XXX	START	XXX	XXX	XXX	XXX	XXX	XXX	XXX	XXX	XXX	START	XXX
92	Kendell Jones	1/-	XXX	...	...	...	...	...	...	...	...	...	...	...	...
3	Traver Jung	13/2	XXX	XXX	XXX	XXX	XXX	XXX	XXX	XXX	START	XXX	XXX	START	XXX
33	Dontavian Lee	13/-	XXX	XXX	XXX	XXX	XXX	XXX	XXX	XXX	XXX	XXX	XXX	XXX	XXX
44	Leo Lewis	13/13	START	START	START	START	START	START	START	START	START	START	START	START	START
41	Mark McLaurin	13/6	XXX	XXX	XXX	XXX	XXX	START	START	START	START	START	START	XXX	XXX
23	Keith Mixon	13/1	XXX	XXX	START	XXX	XXX	XXX	XXX	XXX	XXX	XXX	XXX	XXX	XXX
75	Harrison Moon	12/-	XXX	XXX	XXX	XXX	XXX	XXX	XXX	XXX	XXX	XXX	XXX	XXX	...
91	Anfernee Mullins	3/-	XXX	...	...	...	...	XXX	...	...	XXX	...	...	...	...
26	Alec Murphy	4/-	...	...	...	...	...	...	XXX	XXX	XXX	...	...	XXX	...



#	Name	GP/GS	USA	USC	LSU	UMASS	AU	BYU	UK	SAM	TAMU	UA	AR	OM	MIAMI
5	Gabe Myles	13/4	START	START	XXX	START	START	XXX	XXX	XXX	XXX	XXX	XXX	XXX	XXX
19	Zak Neary	1/-	...	XXX	...	...	...	...	...	...	...	...	...	...	...
2	Jamal Peters	12/2	XXX	XXX	XXX	XXX	XXX	XXX	START	...	XXX	XXX	XXX	START	XXX
45	Josiah Phillips	13/-	XXX	XXX	XXX	XXX	XXX	XXX	XXX	XXX	XXX	XXX	XXX	XXX	XXX
55	Martinas Rankin	13/10	XXX	XXX	XXX	START	START	START	START	START	START	START	START	START	START
24	Chris Rayford	13/3	XXX	XXX	XXX	XXX	XXX	XXX	XXX	START	START	START	XXX	XXX	XXX
8	Fred Ross	13/13	START	START	START	START	START	START	START	START	START	START	START	START	START
23	Kody Schexnayder	4/-	...	...	...	...	...	...	...	...	XXX	XXX	XXX	XXX	...
58	Justin Senior	13/13	START	START	START	START	START	START	START	START	START	START	START	START	START
32	Ashton Shumpert	13/5	START	XXX	XXX	XXX	START	START	START	START	XXX	XXX	XXX	XXX	XXX
98	Jeffery Simmons	12/3	...	XXX	XXX	XXX	XXX	XXX	START	XXX	START	XXX	XXX	XXX	START
31	M. Smitherman	10/-	XXX	...	XXX	XXX	XXX	XXX	XXX	XXX	...	...	XXX	XXX	XXX
42	M. Spencer	12/-	XXX	XXX	XXX	...	XXX	XXX	XXX	XXX	XXX	XXX	XXX	XXX	XXX
30	Chris Stamps	9/-	XXX	XXX	XXX	XXX	XXX	...	...	XXX	XXX	...	XXX	XXX	...
67	Michael Story	8/2	XXX	XXX	XXX	XXX	XXX	XXX	START	START	...	...	...	...	...
34	Cory Thomas	13/4	XXX	START	START	START	START	XXX	XXX	XXX	XXX	XXX	XXX	XXX	XXX
18	Dedrick Thomas	10/-	XXX	...	XXX	XXX	XXX	XXX	XXX	XXX	XXX	XXX	...	XXX	...
83	Jordan Thomas	12/-	...	XXX	XXX	XXX	XXX	XXX	XXX	XXX	XXX	XXX	XXX	XXX	XXX
14	Nick Tiano	5/-	...	...	...	...	XXX	...	...	...	XXX	XXX	XXX	XXX	...
38	Hayes Walker	1/-	...	XXX	...	...	...	...	...	...	...	...	...	...	...
37	Brad Wall	7/-	...	...	...	...	XXX	...	...	XXX	XXX	XXX	XXX	XXX	XXX
28	DeAndre Ward	13/3	XXX	XXX	XXX	START	XXX	XXX	XXX	XXX	XXX	START	XXX	XXX	START
50	Tim Washington	12/-	XXX	XXX	XXX	XXX	XXX	XXX	XXX	XXX	XXX	XXX	XXX	XXX	...
79	Evans Wilkerson	12/-	XXX	XXX	XXX	XXX	XXX	XXX	XXX	XXX	XXX	XXX	XXX	XXX	...
27	Aeris Williams	13/3	XXX	XXX	XXX	XXX	XXX	XXX	XXX	XXX	XXX	XXX	START	START	START
11	Damian Williams	5/-	XXX	...	XXX	...	...	...	...	...	...	XXX	...	XXX	XXX
73	Darryl Williams	7/-	XXX	XXX	XXX	XXX	XXX	XXX	XXX	...	...	...	...	...	...



## TEAM GAME-BY-GAME STATISTICS

Game	Score	1st Downs Tot-Ru-Pa-Pe	Rushing No-Yds-TD	Passing C-A-I-Yds-TD	Tot. Off. Plays-Yds	Punts No-Yds	Fumbles F-L	Penalties No-Yds	3rd Dns	Time of Poss.
South Alabama	21	19-6-12-1	29-94-1	24-34-0-285-2	63-379	5-194	0-0	8-57	5-14	36:41
Mississippi State	20	22-8-11-3	34-239-1	20-31-0-143-1	65-382	4-161	0-0	5-41	2-9	23:19
South Carolina	14	18-5-12-1	31-34-0	20-39-1-209-2	70-243	7-344	1-1	6-70	6-17	30:05
Mississippi State	27	24-12-9-3	45-290-0	20-30-1-195-3	75-485	4-198	1-0	6-60	6-14	29:55
Mississippi State	20	14-4-9-1	32-56-1	17-32-0-214-1	64-270	7-271	2-1	5-35	1-14	27:16
LSU	23	22-9-11-2	39-177-2	19-32-0-215-1	71-392	5-246	2-1	7-56	7-16	32:44
Mississippi State	47	31-17-14-0	46-293-2	26-39-0-305-3	85-598	5-170	1-1	9-90	6-15	32:23
UMass	35	22-5-16-1	28-138-1	24-41-3-273-4	69-411	5-213	0-0	7-35	4-13	27:37
Auburn	38	22-10-10-2	56-228-3	14-18-1-204-1	74-432	4-147	4-1	5-40	6-12	33:22
Mississippi State	14	16-7-9-0	33-103-0	18-35-1-186-2	68-289	5-204	5-2	7-80	6-16	26:38
Mississippi State	21	23-9-11-3	49-163-2	18-37-2-223-1	86-386	5-184	1-0	7-63	8-19	29:02
BYU	28	20-8-8-4	47-146-1	16-28-1-165-3	75-311	6-286	2-1	9-84	9-17	30:58
Mississippi State	38	16-11-4-1	39-281-3	13-21-1-81-1	60-362	6-226	2-0	7-50	4-12	27:07
Kentucky	40	26-12-13-1	44-262-1	17-33-0-292-2	77-554	3-103	3-2	2-20	6-15	32:53
Samford	41	27-7-20-0	34-159-1	42-70-3-468-4	104-627	6-227	1-0	9-77	9-23	30:41
Mississippi State	56	29-13-14-2	46-252-2	20-35-2-417-5	81-669	3-116	1-1	4-35	7-15	29:19
Texas A&M	28	14-3-11-0	32-117-1	16-31-1-265-2	63-382	8-364	1-1	5-27	4-15	22:47
Mississippi State	35	29-19-8-2	58-365-3	18-31-2-209-2	89-574	6-252	1-0	3-30	11-18	37:13
Mississippi State	3	17-6-9-2	35-94-0	16-43-1-180-0	78-274	7-210	1-0	4-31	7-20	32:38
Alabama	51	26-7-17-2	31-218-1	31-41-1-397-5	72-615	3-154	1-1	3-35	7-13	27:22
Arkansas	58	27-13-14-0	41-357-5	19-26-0-304-3	67-661	0-0	0-0	1-10	7-11	33:13
Mississippi State	42	25-10-14-1	35-205-4	23-33-0-328-2	68-533	4-151	0-0	3-22	5-13	26:47
Mississippi State	55	23-17-5-1	47-457-4	8-17-0-109-3	64-566	3-140	2-1	6-55	8-13	28:37
Ole Miss	20	31-13-17-1	38-208-0	27-48-2-320-2	86-528	4-182	0-0	3-20	5-15	31:23
Miami (Ohio)	16	24-12-11-1	35-170-0	22-31-1-263-2	66-433	2-79	1-1	3-30	3-9	35:08
Mississippi State	17	18-9-7-2	33-199-2	13-27-0-136-0	60-335	4-170	0-0	2-25	7-14	24:52

## FINAL POLLS

### ASSOCIATED PRESS

RK. TEAM	REC.	POINTS
1. Clemson (60)	14-1	1500
2. Alabama	14-1	1440
3. USC	10-3	1292
4. Washington	12-2	1277
5. Oklahoma	11-2	1252
6. Ohio State	11-2	1240
7. Penn State	11-3	1130
8. Florida State	10-3	1105
9. Wisconsin	11-3	1032
10. Michigan	10-3	1001
11. Oklahoma State	10-3	920
12. Stanford	10-3	730
13. LSU	8-4	651
14. Florida	9-4	640
15. Western Michigan	13-1	619
16. Virginia Tech	10-4	610
17. Colorado	10-4	585
18. West Virginia	10-3	368
19. South Florida	11-2	358
20. Miami	9-4	338
21. Louisville	9-4	277
22. Tennessee	9-4	253
23. Utah	9-4	222
24. Auburn	8-5	206
25. San Diego State	11-3	113

### USA TODAY COACHES

RK. TEAM	REC.	POINTS
1. Clemson (60)	14-1	1500
2. Alabama	14-1	1440
3. Oklahoma	11-2	1308
4. Washington	12-2	1265
5. USC	10-3	1263
6. Ohio State	11-2	1186
7. Penn State	11-3	1123
8. Florida State	10-3	1102
9. Wisconsin	11-3	1044
10. Michigan	10-3	986
11. Oklahoma State	10-3	922
12. Stanford	10-3	791
13. Florida	9-4	673
14. LSU	8-4	641
15. Colorado	10-4	634
16. Virginia Tech	10-4	632
17. West Virginia	10-3	522
18. Western Michigan	13-1	449
19. South Florida	11-2	362
20. Louisville	9-4	338
21. Utah	9-4	303
22. Auburn	8-5	230
23. Miami	9-4	229
24. Tennessee	9-4	211
25. San Diego State	11-3	102

### COLLEGE FOOTBALL PLAYOFF

RK. TEAM	REC.
1. Alabama	14-1
2. Clemson	14-1
3. Ohio State	11-2
4. Washington	12-2
5. Penn State	11-3
6. Michigan	10-3
7. Oklahoma	11-2
8. Wisconsin	11-3
9. USC	10-3
10. Colorado	10-4
11. Florida State	10-3
12. Oklahoma State	10-3
13. Louisville	9-4
14. Auburn	8-5
15. Western Michigan	13-1
16. West Virginia	10-3
17. Florida	9-4
18. Stanford	10-3
19. Utah	9-4
20. LSU	8-4
21. Tennessee	9-4
22. Virginia Tech	10-4
23. Pittsburgh	8-4
24. Temple	10-3
25. Navy	9-3



**MSU Team Highs**

Points Scored	56 vs. Samford (10/29)
Total Yards	669 vs. Samford (10/29)
Rushing Yards	457 at Ole Miss (11/26)
Rushing Attempts	58 vs. Texas A&M (11/5)
Rushing TDs	4 (2x) last at. Ole Miss (11/26)
Passing Yards	417 vs. Samford (10/29)
Passes Completed	26 vs. UMass (9/24)
Passes Attempted	39 vs. UMass (9/24)
Passing TDs	5 vs. Samford (10/29)
Passes Intercepted	3 (2x) last vs. Samford (10/29)
First Downs	31 vs. UMass (9/24)
Penalties	9 vs. UMass (9/24)
Penalty Yards	90 vs. UMass (9/24)
Sacks	4 vs. South Carolina (9/10)

**MSU Team Lows**

Points Scored	14 vs. Auburn (10/8)
Total Yards	270 at LSU (9/17)
Rushing Yards	56 at LSU (9/17)
Rushing Attempts	32 at LSU (9/17)
Rushing TDs	0 (3x) last vs. Alabama (11/12)
Passing Yards	109 at. Ole Miss (11/26)
Passes Completed	8 at. Ole Miss (11/26)
Passes Attempted	17 at Ole Miss (11/26)
Passing TDs	0 (2x) last vs. Miami (Ohio) (12/26)
Passes Intercepted	0 (4x) last vs. Miami (Ohio) (12/26)
First Downs	14 at LSU (9/17)
Penalties	2 vs. Miami (Ohio) (12/26)
Penalty Yards	22 vs. Arkansas (11/19)
Sacks	0 (2x) last vs. Arkansas (11/19)

**MSU Individual**

All-Purpose Yards	258 by Nick Fitzgerald at Ole Miss (11/26)
Rushing Yards	258 by Nick Fitzgerald at Ole Miss (11/26)
Rushing Carries	25 by Aeris Williams at Ole Miss (11/26)
Rushing TDs	4 by Nick Fitzgerald vs. Arkansas (11/19)
Longest Rush	74 (2x) last by Nick Fitzgerald vs. Texas A&M (11/5)
Passing Yards	417 by Nick Fitzgerald vs. Samford (10/29)
Pass Completions	26 by Nick Fitzgerald vs. UMass (9/24)
Passing Attempts	37 by Nick Fitzgerald at BYU (10/14)
Passes Intercepted	2 (3x) last by Nick Fitzgerald vs. Texas A&M (11/5)
Passing TDs	5 by Nick Fitzgerald vs. Samford (10/29)
Longest Pass	74 by Nick Fitzgerald vs. Samford (10/29)
Receiving Yards	207 by Donald Gray vs. Samford (10/29)
Receptions	10 by Fred Ross vs. Arkansas (11/19)
Receiving TDs	3 by Donald Gray vs. Samford (10/29)
Longest Reception	74 by Donald Gray vs. Samford (10/29)
FG's Made	2 (4x) last by Westin Graves vs. UMass (9/24)
FG's Attempted	4 by Westin Graves vs. South Alabama (9/3)
Longest FG Made	48 by Westin Graves vs. South Alabama (9/3)
PAT's	8 by Westin Graves vs. Samford (10/29)
Punts	7 (2x) last by Kody Schexnayder at Alabama (11/12)
Punts Average	49.5 by Logan Cooke vs. South Carolina (9/10)
Longest Punt	68 by Logan Cooke vs. South Carolina (9/10)
Punt Return Yards	37 by Fred Ross vs. South Carolina (9/10)
Longest Punt Ret.	16 by Fred Ross vs. South Carolina (9/10)
KO Return Yards	126 by Brandon Holloway vs. UMass (9/24)
Longest KO Ret.	48 by Brandon Holloway vs. UMass (9/24)
Total Tackles	15 by Kivon Coman vs. Arkansas (11/19)
Tackles for Loss	4.0 by A.J. Jefferson vs. South Alabama (9/3)
Sacks	2.0 (2x) last by Johnathan Calvin at Ole Miss (11/26)
Interceptions	1 (13x) last by Cedric Jiles at Ole Miss (11/26)
Int. Return Yards	74 by Cedric Jiles at Ole Miss (11/26)

**Opponent Team Highs**

Points Scored	58 by Arkansas (11/19)
Total Yards	661 by Arkansas (11/19)
Rushing Yards	357 by Arkansas (11/19)
Rushing Attempts	56 by Auburn (10/8)
Rushing TDs	5 by Arkansas (11/19)
Passing Yards	468 by Samford (10/29)
Passes Completed	42 by Samford (10/29)
Passes Attempted	70 by Samford (10/29)
Passing TDs	5 by Alabama (11/12)
Passes Intercepted	2 (2x) last by Samford (10/29)
First Downs	31 by Ole Miss (11/26)
Penalties	9 by BYU (10/14)
Penalty Yards	84 by BYU (10/14)
Sacks	6 by LSU (9/17)

**Opponent Team Lows**

Points Scored	14 by South Carolina (9/10)
Total Yards	243 by South Carolina (9/10)
Rushing Yards	34 by South Carolina (9/10)
Rushing Attempts	29 by South Alabama (9/3)
Rushing TDs	0 (3x) last by Miami (OH) (12/26)
Passing Yards	209 by South Carolina (9/10)
Passes Completed	14 by Auburn (10/8)
Passes Attempted	18 by Auburn (10/8)
Passing TDs	1 (2x) last by Auburn (10/8)
Passes Intercepted	0 (3x) last by LSU (9/17)
First Downs	18 by South Carolina (9/10)
Penalties	1 by Arkansas (11/19)
Penalty Yards	10 by Arkansas (11/19)
Sacks	0 (3x) last by Miami (Ohio) (12/26)

**Opponent Individual**

All-Purpose Yards	237 by Christian Kirk for Texas A&M (11/5)
Rushing Yards	205 by Rawleigh Williams III for Arkansas (11/19)
Rushing Carries	39 by Kamryn Pettway for Auburn (10/8)
Rushing TDs	4 by Rawleigh Williams III for Arkansas (11/19)
Longest Rush	83 by Marquis Young for UMass (9/24)
Passing Yards	468 by Devlin Hodges for Samford (10/29)
Pass Completions	42 by Devlin Hodges for Samford (10/29)
Passing Attempts	69 by Devlin Hodges for Samford (10/29)
Passes Intercepted	3 by Devlin Hodges for Samford (10/29)
Passing TDs	4 (2x) last by Devlin Hodges for Samford (10/29)
Longest Pass	58 by Devlin Hodges for Samford (10/29)
Receiving Yards	213 by Karel Hamilton for Samford (10/29)
Receptions	14 by Karel Hamilton for Samford (10/29)
Receiving TDs	3 by ArDarius Stewart for Alabama (11/12)
Longest Reception	67 by ArDarius Stewart for Alabama (11/12)
FG's Made	4 by Austin MacGinnis for Kentucky (10/22)
FG's Attempted	5 by Austin MacGinnis for Kentucky (10/22)
Longest FG Made	51 by Austin MacGinnis for Kentucky (10/22)
PAT's	5 by Austin MacGinnis for Kentucky (10/22)
Punts	7 by Sean Kelly for South Carolina (9/10)
Punts Average	52.0 by Will Gleeson for Ole Miss (11/26)
Longest Punt	66 by Sean Kelly for South Carolina (9/10)
Punt Return Yards	9 by T. White for LSU (9/17)
Longest Punt Ret.	93 by Christian Kirk for Texas A&M (11/5)
KO Return Yards	182 by Isaiah Rodgers for UMass (9/24)
Longest KO Ret.	62 by A.J. Turner for South Carolina (9/10)
Total Tackles	16 by Franci Bernard for BYU (10/14)
Tackles for Loss	2.5 by Arden Key for LSU (9/17)
Sacks	2.0 (2x) last by Carl Lawson for Auburn (10/8)
Interceptions	1 (9x) last by Donovan Wilson for Texas A&M (11/5)
Int. Return Yards	16 by T.J. Holloman for South Carolina (9/10)

# GAME 1

**South Alabama** 21  
**MSU** 20

Sept. 3, 2016  
Davis Wade Stadium  
Starkville, Miss.  
57,075

## South Alabama

RUSHING	Att.	Gain	Lost	Net	TD	Long	Avg.
Tyreis Thomas	10	83	0	83	1	37	8.3
Dallas Davis	9	45	22	23	0	19	2.6
Deonta Moore	1	0	1	-1	0	0	-1.0
Dami Ayoola	1	0	3	-3	0	0	-3.0
Xavier Johnson	7	4	10	-6	0	2	-0.9

PASSING	Com	Att	Int	Yds	TD	Long	Sacks
Dallas Davis	24	34	0	285	2	37	3

RECEIVING	No.	Yds.	TD	Long
Gerald Everett	8	95	1	29
Josh Magee	7	113	1	25
Kevin Kutchera	3	56	0	37
Xavier Johnson	3	8	0	4
Tyrone Williams	2	16	0	12
Tyreis Thomas	1	-3	0	0

PUNTING	No.	Yds.	Avg.	Long	I20	TB
Corliss Waitman	5	194	38.8	46	0	0

FIELD GOALS	Att.	Made	Long	KICKS
Gavin Patterson	2	0	N/A	missed 25, 37

## Mississippi State

RUSHING	Att.	Gain	Lost	Net	TD	Long	Avg.
Damian Williams	12	101	8	93	0	23	7.8
Brandon Holloway	11	49	1	48	1	20	4.4
Fred Ross	1	46	0	46	0	46	46.0
Keith Mixon	2	17	0	17	0	13	8.5
Ashton Shumpert	3	14	0	14	0	6	4.7
Aeris Williams	2	12	0	12	0	8	6.0
Nick Fitzgerald	2	11	0	11	0	6	5.5

PASSING	Com	Att	Int	Yds	TD	Long	Sacks
Damian Williams	20	28	0	143	1	19	1
Nick Fitzgerald	0	3	0	0	0	0	0

RECEIVING	No.	Yds.	TD	Long
Fred Ross	6	34	0	12
Brandon Holloway	5	40	0	19
Donald Gray	2	22	0	14
Justin Johnson	2	22	0	18
Dedrick Thomas	2	15	1	11
Keith Mixon	2	4	0	8
Jamal Couch	1	6	0	6

PUNTING	No.	Yds.	Avg.	Long	I20	TB
Logan Cooke	3	133	44.3	57	3	0

FIELD GOALS	Att.	Made	Long	KICKS
Westin Graves	4	2	48	made 37, 48; missed 28, 46

ALL RETURNS	Punts			Kickoffs			Intercepted		
	No.	Yds.	Lg.	No.	Yds.	Lg.	No.	Yds.	Lg.
Brandon Holloway	0	0	0	1	13	13	0	0	0
Donald Gray	0	0	0	2	41	22	0	0	0
J.T. Gray	1	-19	0	0	0	0	0	0	0

## South Alabama Rally Stuns MSU, 21-20

Trailing 17-0 entering the second half, South Alabama rallied with 21 points culminating on a Gerald Everett 4-yard touchdown from Dallas Davis with 0:57 remaining as the Jags stunned Mississippi State, 21-20, in the season-opener. The Bulldogs had a chance for the win in the final seconds as **Damian Williams** engineered a 54-yard drive in the final minute to set up a 28-yard **Westin Graves** field goal. Graves' attempt with 0:06 remaining bounced off the left upright. MSU looked to be on its way early. **Dedrick Thomas** caught his first career TD pass on a 4-yard strike from Williams, who entered the game on the third series. **Brandon Holloway** added a 7-yard TD run to culminate a 6-play, 80-yard drive and Graves tacked on a 37-yard field goal to give the Bulldogs a 17-0 lead at the half. MSU led 20-7 entering the fourth quarter and was previously 50-1 when entering the final frame under **Dan Mullen**. Graves missed a 46-yarder early in the fourth quarter with the Bulldogs leading 20-14 and Davis marched the Jags 71 yards down the field for the final margin. MSU as a team racked up 11 tackles for loss, including a career-best four from **A.J. Jefferson**. Jefferson had two sacks. **Leo Lewis**, in his first career game, was the Bulldogs' leading tackler with nine, including two tackles for loss.

<b>South Alabama</b>	0	0	7	14	-21
<b>Mississippi State</b>	7	10	3	0	-20

1st	03:10	MSU	Dedrick Thomas 4 yd pass from Damian Williams (Graves kick)
2nd	11:20	MSU	Brandon Holloway 7 yd run (Graves kick)
	04:41	MSU	Westin Graves 37 yd FG
3rd	10:13	USA	Josh Magee 20 yd pass from Dallas Davis (Patterson kick)
	06:35	MSU	Westin Graves 48 yd FG
4th	12:51	USA	Tyreis Thomas 4 yd run (Patterson kick)
	00:57	USA	Gerald Everett 4 yd pass from Dallas Davis (Patterson kick)

## Team Stats

	USA	MSU
<b>FIRST DOWNS</b>	19	22
Rushing	6	8
Passing	12	11
Penalty	1	3
<b>NET YARDS RUSHING</b>	94	239
Rushing Attempts	29	34
Average Per Rush	3.2	7.0
<b>NET YARDS PASSING</b>	285	143
Completions-Attempts-Int	24-34-0	20-31-0
Average Per Attempt	8.4	4.6
Average Per Completion	11.9	7.2
<b>TOTAL OFFENSE YARDS</b>	379	382
Total offense plays	63	65
Average Gain Per Play	6.0	5.9
Penalties: Number-Yards	8-57	5-41
<b>PUNTS-YARDS</b>	5-194	4-161
<b>KICKOFFS-YARDS</b>	4-225	5-325
Punt returns: Number-Yards-TD	0-0-0	1-(-19)-0
Kickoff returns: Number-Yds-TD	0-0-0	3-54-0
Interceptions: Number-Yds-TD	0-0-0	0-0-0
Fumble Returns: Number-Yds-TD	0-0-0	0-0-0
Possession Time	36:41	23:19
Third-Down Conversions	5 of 14	2 of 9
Fourth-Down Conversions	2 of 2	0 of 0
Red-Zone Scores-Chances	3-5	3-4
Sacks By: Number-Yards	1-8	3-22
PAT Kicks	3-3	2-2
Field Goals	0-2	2-4
Points off turnovers	0	0



# GAME 2

South Carolina 14  
MSU 27

Sept. 10, 2016  
Davis Wade Stadium  
Starkville, Miss.  
57,763

## South Carolina

RUSHING	Att.	Gain	Lost	Net	TD	Long	Avg.
A.J. Turner	16	44	12	32	0	10	2.0
Brandon McIlwain	11	36	19	17	0	11	1.5
Rod Talley	1	2	0	2	0	2	2.0
Perry Orth	3	0	17	-17	0	0	-5.7

PASSING	Com	Att	Int	Yds	TD	Long	Sacks
Brandon McIlwain	11	22	0	126	2	24	2
Perry Orth	9	17	1	83	0	21	2

RECEIVING	No.	Yds.	TD	Long
Hayden Hurst	8	68	0	22
K.C. Crosby	3	14	1	7
Bryan Edwards	2	38	0	24
Deebo Samuel	2	30	0	21
A.J. Turner	2	25	1	18
Randrecous Davis	1	13	0	13
Terry Googer	1	11	0	11
Jacob August	1	10	0	10

PUNTING	No.	Yds.	Avg.	Long	I20	TB
Sean Kelly	7	344	49.1	66	2	0

FIELD GOALS	Att.	Made	Long	KICKS
Elliott Fry	1	0	n/a	missed 55

ALL RETURNS	Punts			Kickoffs			Intercepted		
	No.	Yds.	Lg.	No.	Yds.	Lg.	No.	Yds.	Lg.
A.J. Turner	0	0	0	3	62	26	0	0	0
T.J. Holloman	0	0	0	0	0	0	1	16	16

## Mississippi State

RUSHING	Att.	Gain	Lost	Net	TD	Long	Avg.
Nick Fitzgerald	17	195	0	195	0	74	11.5
Brandon Holloway	15	55	7	48	0	22	3.2
Ashton Shumpert	5	28	0	28	0	11	5.6
Aeris Williams	5	21	0	21	0	7	4.2
Keith Mixon	1	2	0	2	0	2	2.0

PASSING	Com	Att.	Int.	Yds.	TD	Long	Sacks
Nick Fitzgerald	19	29	1	178	2	31	0
Fred Ross	1	1	0	17	1	17	0

RECEIVING	No.	Yds.	TD	Long
Donald Gray	5	71	1	22
Fred Ross	5	39	1	18
Gabe Myles	3	45	0	31
Brandon Holloway	3	17	0	9
Jordan Thomas	2	7	1	4
Jamal Couch	1	17	0	17
Justin Johnson	1	-1	0	0

PUNTING	No.	Yds.	Avg.	Long	I20	TB
Logan Cooke	4	198	49.5	68	3	1

FIELD GOALS	Att.	Made	Long	KICKS
Westin Graves	2	2	28	made 27, 28

ALL RETURNS	Punts			Kickoffs			Intercepted		
	No.	Yds.	Lg.	No.	Yds.	Lg.	No.	Yds.	Lg.
Donald Gray	0	0	0	1	14	14	0	0	0
Fred Ross	4	37	16	0	0	0	0	0	0
Jamal Peters	0	0	0	0	0	0	1	0	0

## MSU Strikes Early, Often in 27-14 Win Over SC

**Nick Fitzgerald** set a then school record for rushing yards by a quarterback with 195, while throwing for two scores as Mississippi State responded with a 27-14 win over South Carolina in its SEC opener. Fitzgerald, making just his second career start, broke the old mark of John Bond (1980, 163 vs. Ole Miss) highlighted by a 74-yard run on the second series. Fitzgerald marched the Bulldogs down the field on a 55-yard drive at the start that culminated with a 6-yard touchdown pass to **Fred Ross**. Ross got into the throwing act of his own, tossing a 17-yard TD pass to **Donald Gray** on a trick play with 12:15 to play in the second quarter. True freshman Jordan Thomas caught his first career pass - a 3-yard TD toss from Fitzgerald -- that increased the lead to 21-0. The teams then had to wait out a 63-minute lightning delay at halftime before returning to the field. The Bulldog defense limited the Gamecocks to 34 yards rushing and the first-half deficit proved to be too much. **Richie Brown** collected a game-high 10 tackles, one sack and two tackles for loss. **A.J. Jefferson** added two tackles for loss and one sack. MSU created negative plays the entire game, accumulating 11 tackles for loss. Freshman **Jeffery Simmons** made his presence known in his debut with 1.5 tackles for loss and a forced fumble. **Jamal Peters** recorded his first career interception.

## Scoring

South Carolina	0	0	7	7	- 14
Mississippi State	7	17	0	3	- 27

1st	11:00	MSU	Fred Ross 6 yd pass from Nick Fitzgerald (Graves kick)
2nd	12:15	MSU	Donald Gray 17 yd pass from Fred Ross (Graves kick)
	03:21	MSU	Jordan Thomas 3 yd pass from Nick Fitzgerald (Graves kick)
	00:00	MSU	Westin Graves 27 yd field goal
3rd	00:05	SC	A.J. Turner 18 yd pass from Brandon McIlwain (Elliott Fry kick)
4th	09:30	MSU	Westin Graves 28 yd field goal
	02:37	SC	K.C. Crosby 4 yd pass from Brandon McIlwain (Elliott Fry kick)

## Team Stats

	SC	MSU
FIRST DOWNS	18	24
Rushing	5	12
Passing	12	9
Penalty	1	3
NET YARDS RUSHING	34	290
Rushing Attempts	31	45
Average Per Rush	1.1	6.4
NET YARDS PASSING	209	195
Completions-Attempts-Int	20-39-1	20-30-1
Average Per Attempt	5.4	6.5
Average Per Completion	10.4	9.8
TOTAL OFFENSE YARDS	243	485
Total offense plays	70	75
Average Gain Per Play	3.5	6.5
Fumbles: Number-Lost	1-1	1-0
Penalties: Number-Yards	6-70	6-60
PUNTS-YARDS	7-344	4-198
KICKOFFS-YARDS	2-117	5-322
Punt returns: Number-Yards-TD	0-0-0	4-37-0
Kickoff returns: Number-Yds-TD	3-62-0	1-14-0
Interceptions: Number-Yds-TD	1-16-0	1-0-0
Fumble Returns: Number-Yds-TD	0-0-0	0-0-0
Possession Time	30:05	29:55
Third-Down Conversions	6 of 17	6 of 14
Fourth-Down Conversions	3 of 3	0 of 2
Red-Zone Scores-Chances	2-2	5-8
Sacks By: Number-Yards	0-0	4-33
PAT Kicks	2-2	3-0
Field Goals	0-1	2-2
Points off turnovers	0	0

# GAME 3

MSU **20**  
#20/22 LSU **23**

Sept. 17, 2016  
Tiger Stadium  
Baton Rouge, La.  
99,910

## Mississippi State

RUSHING	Att.	Gain	Lost	Net	TD	Long	Avg.
Ashton Shumpert	6	34	0	34	0	9	5.7
Brandon Holloway	5	15	0	15	0	6	3.0
Nick Fitzgerald	13	34	21	13	0	15	1.0
Keith Mixon	1	4	0	4	0	4	4.0
Aeris Williams	2	4	0	4	0	2	2.0
Damian Williams	3	3	8	-5	1	2	-1.7
Fred Ross	1	0	7	-7	0	0	-7.0

PASSING	Com	Att	Int	Yds	TD	Long	Sacks
Nick Fitzgerald	12	24	0	120	0	32	4
Damian Williams	5	8	0	94	1	27	1
Fred Ross	0	0	0	0	0	0	1

RECEIVING	No.	Yds.	TD	Long
Fred Ross	6	89	1	27
Donald Gray	3	86	0	32
Brandon Holloway	2	14	0	11
Aeris Williams	2	11	0	6
Jordan Thomas	2	7	0	12
Gabe Myles	1	7	0	7
Keith Mixon	1	0	0	0

PUNTING	No.	Yds.	Avg.	Long	I20	TB
Logan Cook	7	271	38.7	55	5	0

FIELD GOALS	Att.	Made	Long	KICKS
Westin Graves	2	2	41	made 37, 41

ALL RETURNS	Punts			Kickoffs			Intercepted		
	No.	Yds.	Lg.	No.	Yds.	Lg.	No.	Yds.	Lg.
Fred Ross	1	1	1	0	0	0	0	0	0
Brandon Holloway	0	0	0	2	26	14	0	0	0
Malik Dear	0	0	0	1	14	14	0	0	0

## LSU

RUSHING	Att.	Gain	Lost	Net	TD	Long	Avg.
Leonard Fournette	28	149	2	147	2	25	5.2
Danny Etling	3	23	0	23	0	12	7.7
Derrius Guice	5	19	0	19	0	7	3.8
DJ Chark	2	0	8	-8	0	0	-4.0

PASSING	Com	Att.	Int.	Yds.	TD	Long	Sacks
Danny Etling	19	30	0	215	1	37	0
Malachi Dupre	0	1	0	0	0	0	0
Leonard Fournette	0	1	0	0	0	0	0

RECEIVING	No.	Yds.	TD	Long
Malachi Dupre	4	54	0	17
Travin Dural	4	40	0	16
Leonard Fournette	4	27	0	16
DJ Chark	3	52	1	37
J.D. Moore	2	9	0	8
Foster Moreau	1	18	0	18
Derrius Guice	1	15	0	15

PUNTING	No.	Yds.	Avg.	Long	I20	TB
Josh Growden	5	246	49.2	65	1	0

FIELD GOALS	Att.	Made	Long	KICKS
Colby Delahoussaye	1	1	27	made 27

ALL RETURNS	Punts			Kickoffs			Intercepted		
	No.	Yds.	Lg.	No.	Yds.	Lg.	No.	Yds.	Lg.
Derrius Guice	0	0	0	4	87	29	0	0	0
Tre'Davious White	2	9	6	0	0	0	0	0	0

## MSU Rally Falls Short at No. 20 LSU, 23-20

Mississippi State nearly rallied from a 23-6 fourth-quarter deficit in its first road game of the season, but the Bulldogs came up short on a potential game-winning drive, falling to No. 20 LSU 23-20 in Tiger Stadium. MSU took advantage of a Leonard Fournette fumble with 6:50 to play in the game, marching 66 yards on nine plays that culminated with a **Damian Williams** 1-yard touchdown run. Williams, who entered the game late after **Nick Fitzgerald's** helmet came off on a hit, found **Fred Ross** for a 27-yard completion that kept the drive alive. On the ensuing kickoff, **Westin Graves'** perfectly placed onside kick was recovered by **Dez Harris**. The Williams-to-Ross connection did it again as the two had a 25-yard completion followed by a 7-yard TD reception from Ross in which he dove inside the pylon with 3:30 to play. State cut the deficit to 23-20. The MSU defense then forced a three-and-out, but a 61-yard punt bailed the Tigers out. Williams and the offense took over at their own 22, and he turned it over on a fourth-down fumble deep in their own territory. Fitzgerald made the first road start of his career. Freshman **Leo Lewis** collected a game-high 10 tackles. Harris, in addition to recovering the onside kick, forced two fumbles of the Heisman Trophy candidate Fournette. State was held to 56 yards rushing and 270 total yards of offense. **J.T. Gray** had 1.5 tackles for loss.

## Scoring

Mississippi State	0	3	3	14	- 20
LSU	14	9	0	0	- 23

1st	09:28	LSU	DJ Chark 37 yd pass from Danny Etling (Delahoussaye kick)
	00:35	LSU	Leonard Fournette 5 yd run (Delahoussaye kick)
2nd	08:25	LSU	Leonard Fournette 25 yd run (Delahoussaye kick blocked)
	03:31	MSU	Westin Graves 41 yd field goal
	00:07	LSU	Colby Delahoussaye 27 yd field goal
3rd	06:41	MSU	Westin Graves 37 yd field goal
4th	04:10	MSU	Damian Williams 1 yd run (Graves kick)
	03:30	MSU	Fred Ross 7 yd pass from Damian Williams (Graves kick)

## Team Stats

	MSU	LSU
FIRST DOWNS	14	22
Rushing	4	9
Passing	9	11
Penalty	1	2
NET YARDS RUSHING	56	177
Rushing Attempts	32	39
Average Per Rush	1.8	4.5
NET YARDS PASSING	214	215
Completions-Attempts-Int	17-32-0	19-32-0
Average Per Attempt	6.7	6.7
Average Per Completion	12.6	11.3
TOTAL OFFENSE YARDS	270	392
Total offense plays	64	71
Average Gain Per Play	4.2	5.5
Fumbles: Number-Lost	2-1	2-1
Penalties: Number-Yards	5-35	7-56
PUNTS-YARDS	7-271	5-246
KICKOFFS-YARDS	4-253	5-306
Punt returns: Number-Yards-TD	1-1-0	2-9-0
Kickoff returns: Number-Yds-TD	3-40-0	4-87-0
Interceptions: Number-Yds-TD	0-0-0	0-0-0
Fumble Returns: Number-Yds-TD	0-0-0	0-0-0
Possession Time	27:16	32:44
Third-Down Conversions	1 of 14	7 of 16
Fourth-Down Conversions	3 of 4	0 of 1
Red-Zone Scores-Chances	4-4	2-3
Sacks By: Number-Yards	0-0	6-37
PAT Kicks	2-2	2-3
Field Goals	2-2	1-1
Points off turnovers	3	0

# GAME 4

**MSU** 47  
**UMass** 35

Sept. 24, 2016  
Gillette Stadium  
Foxborough, Mass.  
13,074

## Mississippi State

RUSHING	Att.	Gain	Lost	Net	TD	Long	Avg.
Nick Fitzgerald	15	119	9	110	0	21	7.3
Brandon Holloway	10	80	0	80	0	19	8.0
Ashton Shumpert	12	73	5	68	1	27	5.7
Keith Mixon	3	20	0	20	0	14	6.7
Aeris Williams	4	21	2	19	1	16	4.8

PASSING	Com	Att	Int	Yds	TD	Long	Sacks
Nick Fitzgerald	26	39	0	305	3	46	1

RECEIVING	No.	Yds.	TD	Long
Fred Ross	8	126	2	46
Donald Gray	8	79	0	17
Malik Dear	4	41	0	23
Farrod Green	3	38	1	14
Dedrick Thomas	2	23	0	15
Keith Mixon	1	-3	0	0
Brandon Holloway	0	1	0	0

PUNTING	No.	Yds.	Avg.	Long	I20	TB
Logan Cooke	5	170	34.0	51	4	0

FIELD GOALS	Att.	Made	Long	KICKS
Westin Graves	2	2	30	made 23, 30

ALL RETURNS	Punts			Kickoffs			Intercepted		
	No.	Yds.	Lg.	No.	Yds.	Lg.	No.	Yds.	Lg.
Fred Ross	4	24	14	0	0	0	0	0	0
Farrod Green	0	0	0	1	12	12	0	0	0
Brandon Holloway	0	0	0	5	126	48	0	0	0
Jamoral Graham	0	0	0	0	0	0	1	38	38
Johnathan Calvin	0	0	0	0	0	0	1	-3	0
Kivon Coman	0	0	0	0	0	0	1	-2	0

## UMass

RUSHING	Att.	Gain	Lost	Net	TD	Long	Avg.
Marquis Young	18	131	6	125	1	83	6.9
John Robinson	5	12	0	12	0	3	2.4
Andrew Ford	4	17	15	2	0	9	0.5

PASSING	Com	Att.	Int.	Yds.	TD	Long	Sacks
Andrew Ford	24	40	3	273	4	31	2
Andrew Libby	0	1	0	0	0	0	0

RECEIVING	No.	Yds.	TD	Long
Adam Breneman	6	79	0	15
Andy Isabella	6	32	0	11
Marquis Young	5	44	0	23
Jalen Williams	3	64	2	31
Bernard Davis	3	35	1	19
Sadiq Palmer	1	19	1	19

PUNTING	No.	Yds.	Avg.	Long	I20	TB
Logan Laurent	5	213	42.6	54	1	0

FIELD GOALS	Att.	Made	Long	KICKS
none				

ALL RETURNS	Punts			Kickoffs			Intercepted		
	No.	Yds.	Lg.	No.	Yds.	Lg.	No.	Yds.	Lg.
James Allen	1	1	1	0	0	0	0	0	0
Isaiah Rodgers	0	0	0	9	182	28	0	0	0

## Second-Half Surge Propels MSU Past UMass, 47-35

**Nick Fitzgerald** accounted for 415 yards of total offense and three touchdowns as MSU used a second-half offensive surge to beat UMass, 47-35, in Gillette Stadium, the home of the New England Patriots. It was the Bulldogs' first contest in the Northeast since 1986 and a homecoming for head coach **Dan Mullen**, who grew up in nearby Manchester, N.H. MSU trailed 14-6 with less than two minutes remaining in the first half before finding a rhythm. Fitzgerald led the Bulldogs 65 yards in 80 seconds, hitting **Fred Ross** for a 9-yard touchdown to make it a one-point game at the half. In the third quarter, the two connected for a 46-yard touchdown before UMass scored to retake the lead. Then the Bulldogs scored two touchdowns just 17 seconds apart, on **Aeris Williams'** 16-yard run and another on the next play from scrimmage when **Jamoral Graham** returned an interception 38 yards for a score. It was his first career pick. UMass made it interesting early in the fourth quarter but Ashton Shumpert put the game away on a 12-yard score. Fitzgerald finished with just the second 300-yard passing/100-yard rushing game in school history. **Brandon Bryant** and **Johnathan Calvin** had a team-high nine tackles. Calvin also recorded his first career interception and had two tackles for loss. Ross finished with his first 100-yard receiving game of the year.

## Scoring

Mississippi State	3	10	28	6	- 47
UMass	7	7	7	14	- 35

1st	08:45	MSU	Westin Graves 23 yd field goal
	06:08	UM	Marquis Young 83 yd run (Caggiano kick)
2nd	07:44	MSU	Westin Graves 30 yd field goal
	01:48	UM	Jalen Williams 31 yd pass from Andrew Ford (Caggiano kick)
	00:28	MSU	Fred Ross 9 yd pass from Nick Fitzgerald (Graves kick)
3rd	09:05	MSU	Fred Ross 46 yd pass from Nick Fitzgerald (Graves kick)
	07:08	UM	Jalen Williams 19 yd pass from Andrew Ford (Caggiano kick)
	04:35	MSU	Aeris Williams 16 yd run (Graves kick)
	04:18	MSU	Jamoral Graham 38 yd interception return (Graves kick)
	00:07	MSU	Farrod Green 13 yd pass from Nick Fitzgerald (Graves kick)
4th	10:24	UM	Bernard Davis 19 yd pass from Andrew Ford (Caggiano kick)
	04:59	UM	Sadiq Palmer 19 yd pass from Andrew Ford (Caggiano kick)
	02:33	MSU	Ashton Shumpert 12 yd run (Malik Dear pass failed)

## Team Stats

	MSU	UMass
FIRST DOWNS	31	22
Rushing	17	5
Passing	14	16
Penalty	0	1
NET YARDS RUSHING	293	138
Rushing Attempts	46	28
Average Per Rush	6.4	4.9
NET YARDS PASSING	305	273
Completions-Attempts-Int	26-39-0	24-41-3
Average Per Attempt	7.8	6.7
Average Per Completion	11.7	11.4
TOTAL OFFENSE YARDS	598	411
Total offense plays	85	69
Average Gain Per Play	7.0	6.0
Fumbles: Number-Lost	1-1	0-0
Penalties: Number-Yards	9-90	7-35
PUNTS-YARDS	5-170	5-213
KICKOFFS-YARDS	9-537	6-321
Punt returns: Number-Yards-TD	4-24-0	1-1-0
Kickoff returns: Number-Yds-TD	6-138-0	9-182-0
Interceptions: Number-Yds-TD	3-33-1	0-0-0
Fumble Returns: Number-Yds-TD	0-0-0	1-20-0
Possession Time	32:23	27:37
Third-Down Conversions	6 of 15	4 of 13
Fourth-Down Conversions	2 of 2	3 of 4
Red-Zone Scores-Chances	6-6	3-4
Sacks By: Number-Yards	2-15	1-8
PAT Kicks	5-5	5-5
Field Goals	2-2	0-0
Points off turnovers	7	0



# GAME 5

**Auburn** 38  
**MSU** 14

Oct. 8, 2016  
Davis Wade Stadium  
Starkville, Miss.  
60,102

## Auburn

RUSHING	Att.	Gain	Lost	Net	TD	Long	Avg.
Kamryn Pettway	39	171	2	169	3	29	4.3
Stanton Truitt	4	32	0	32	0	14	8.0
Kerryon Johnson	3	21	0	21	0	10	7.0
John Franklin III	3	14	0	14	0	9	4.7
Kam Martin	2	8	0	8	0	5	4.0
Sean White	4	5	10	-5	0	5	-1.2

PASSING	Com	Att	Int	Yds	TD	Long	Sacks
Sean White	14	18	1	204	1	42	2

RECEIVING	No.	Yds.	TD	Long
Tony Stevens	3	64	0	36
Kyle Davis	2	34	0	17
Darius Slayton	2	24	0	19
Chandler Cox	2	19	0	10
Ryan Davis	2	15	1	12
Kam Martin	1	42	0	42
Kamryn Pettway	1	9	0	9
Kerryon Johnson	1	-3	0	0

PUNTING	No.	Yds.	Avg.	Long	I20	TB
Kevin Phillips	4	147	36.8	41	2	0

FIELD GOALS	Att.	Made	Long	KICKS
Daniel Carlson	1	1	25	made 25

ALL RETURNS	Punts			Kickoffs			Intercepted		
	No.	Yds.	Lg.	No.	Yds.	Lg.	No.	Yds.	Lg.
Kerryon Johnson	0	0	0	1	19	19	0	0	0
Stephen Roberts	0	0	0	0	0	0	1	0	0
Johnathan Ford	0	0	0	1	18	18	0	0	0
Marcus Davis	1	-4	0	0	0	0	0	0	0

## Mississippi State

RUSHING	Att.	Gain	Lost	Net	TD	Long	Avg.
Nick Fitzgerald	17	83	22	61	0	20	3.6
Brandon Holloway	4	17	0	17	0	7	4.2
Dontavian Lee	2	14	0	14	0	9	7.0
Aeris Williams	2	11	0	11	0	6	5.5
Ashton Shumpert	4	11	0	11	0	5	2.8
Malik Dear	1	0	1	-1	0	0	-1.0
Keith Mixon	2	1	3	-2	0	1	-1.0

PASSING	Com	Att.	Int.	Yds.	TD	Long	Sacks
Nick Fitzgerald	17	34	1	181	2	37	3
Nick Tiano	1	1	0	5	0	5	0

RECEIVING	No.	Yds.	TD	Long
Fred Ross	4	29	1	13
Brandon Holloway	4	20	0	8
Malik Dear	3	32	0	17
Keith Mixon	2	55	1	37
Jamal Couch	1	26	0	26
Ashton Shumpert	1	8	0	8
Dedrick Thomas	1	6	0	6
Farrod Green	1	5	0	5
Jordan Thomas	1	5	0	5

PUNTING	No.	Yds.	Avg.	Long	I20	TB
Logan Cooke	5	204	40.8	59	1	0

FIELD GOALS	Att.	Made	Long	KICKS
Westin Graves	1	0	n/a	missed 28

ALL RETURNS	Punts			Kickoffs			Intercepted		
	No.	Yds.	Lg.	No.	Yds.	Lg.	No.	Yds.	Lg.
Fred Ross	2	-3	0	0	0	0	0	0	0
Kivon Coman	0	0	0	0	0	0	1	16	16

## Dominant First Half Carries Auburn Past MSU, 38-14

Auburn used a 35-point first half to snap a two-game losing streak to Mississippi State by a score of 38-14 in Davis Wade Stadium. **Kivon Coman** intercepted Sean White on the third play of the game but the Bulldogs were unable to capitalize, missing a field goal. White then directed three straight scoring drives all of which were finished on Kamryn Pettway runs. Montravius Adams made it 35-0 Auburn right before the half on a 13-yard fumble recovery after **Nick Fitzgerald** was sacked. Fitzgerald settled down in the second half and engineered an 8-play, 9-yard drive that resulted in **Keith Mixon's** first career touchdown catch on a 37-yard strike from **Fitzgerald**. **Fred Ross** then reached the endzone for the fourth straight game, hauling in an 8-yard **Fitzgerald** pass that cut the lead to 35-14 early in the fourth quarter. It would be MSU's final points of the day. **Richie Brown** led all tacklers with a career-best 14 -- the most by a Bulldog since 2012 -- while **Mark McLaurin** added a career-high 10 tackles. State lost the turnover battle for the first time all season and both turnovers resulted in a combined 14 points for the Tigers.

## Scoring

<b>Auburn</b>	14	21	0	3	- 38
<b>Mississippi State</b>	0	0	7	7	- 14

1st	09:28	AUB	Ryan Davis 3 yd pass from Sean White (Daniel Carlson kick)
	03:44	AUB	Kamryn Pettway 1 yd run (Daniel Carlson kick)
2nd	12:15	AUB	Kamryn Pettway 3 yd run (Daniel Carlson kick)
	01:54	AUB	Kamryn Pettway 2 yd run (Daniel Carlson kick)
	01:45	AUB	Montravius Adams 13 yd fumble recovery (Daniel Carlson kick)
3rd	05:48	MSU	Keith Mixon 37 yd pass from Nick Fitzgerald (Graves kick)
4th	10:14	MSU	Fred Ross 8 yd pass from Nick Fitzgerald (Graves kick)
	01:39	AUB	Daniel Carlson 25 yd field goal

## Team Stats

	AU	MSU
FIRST DOWNS	22	16
Rushing	10	7
Passing	10	9
Penalty	2	0
NET YARDS RUSHING	228	103
Rushing Attempts	56	33
Average Per Rush	4.1	3.1
NET YARDS PASSING	204	186
Completions-Attempts-Int	14-18-1	18-35-1
Average Per Attempt	11.3	5.3
Average Per Completion	14.6	10.3
TOTAL OFFENSE YARDS	432	289
Total offense plays	74	68
Average Gain Per Play	5.8	4.2
Fumbles: Number-Lost	4-1	5-2
Penalties: Number-Yards	5-40	7-80
PUNTS-YARDS	4-147	5-204
KICKOFFS-YARDS	7-440	3-186
Punt returns: Number-Yards-TD	1-(-4)-0	2-(-3)-0
Kickoff returns: Number-Yds-TD	2-37-0	0-0-0
Interceptions: Number-Yds-TD	1-0-0	1-16-0
Fumble Returns: Number-Yds-TD	1-13-1	0-0-0
Possession Time	33:22	26:38
Third-Down Conversions	6 of 12	6 of 16
Fourth-Down Conversions	0 of 0	2 of 3
Red-Zone Scores-Chances	5-5	1-3
Sacks By: Number-Yards	3-21	2-10
PAT Kicks	5-5	2-2
Field Goals	1-1	0-1
Points off turnovers	14	0

# GAME 6

MSU  
BYU

21  
28 2OT

Oct. 15, 2015  
LaVell Edwards Stadium  
Provo, Utah  
62,184

## Mississippi State

RUSHING	Att.	Gain	Lost	Net	TD	Long	Avg.
Aeris Williams	21	86	4	82	0	12	3.9
Nick Fitzgerald	16	58	17	41	2	22	2.6
Malik Dear	3	17	0	17	0	8	5.7
Keith Mixon	3	13	0	13	0	6	4.3
Ashton Shumpert	6	16	6	10	0	5	1.7

PASSING	Com	Att	Int	Yds	TD	Long	Sacks
Nick Fitzgerald	17	36	2	214	1	44	2
Fred Ross	1	1	0	9	0	9	0

RECEIVING	No.	Yds.	TD	Long
Fred Ross	5	69	0	21
Keith Mixon	4	69	1	44
Malik Dear	3	36	0	17
Donald Gray	2	17	0	13
Ashton Shumpert	1	17	0	17
Nick Fitzgerald	1	9	0	9
Jordan Thomas	1	6	0	6
Dontavian Lee	1	0	0	0

PUNTING	No.	Yds.	Avg.	Long	I20	TB
Logan Cooke	5	184	36.8	51	1	0

FIELD GOALS	Att.	Made	Long	KICKS
Westin Graves	1	0	n/a	missed 42

ALL RETURNS	Punts			Kickoffs			Intercepted		
	No.	Yds.	Lg.	No.	Yds.	Lg.	No.	Yds.	Lg.
Malik Dear	0	0	0	1	14	14	0	0	0
Mark McLaurin	0	0	0	0	0	0	1	27	27

## BYU

RUSHING	Att.	Gain	Lost	Net	TD	Long	Avg.
Jamaa Williams	26	81	5	76	0	9	2.9
Taysom Hill	17	65	12	53	1	12	3.1
Squally Canada	3	11	0	11	0	7	3.7
Tann Balderree	0	7	0	7	0	0	0.0

PASSING	Com	Att.	Int.	Yds.	TD	Long	Sacks
Taysom Hill	16	28	1	165	3	25	1

RECEIVING	No.	Yds.	TD	Long
Nick Kurtz	7	62	0	18
Colby Pearson	4	36	0	17
M. Laulu-Pututau	2	34	1	19
Tann Balderree	1	25	1	25
Jona Trinnaman	1	7	0	7
Hunter Marshall	1	1	1	1

PUNTING	No.	Yds.	Avg.	Long	I20	TB
Jonny Linehan	6	286	47.7	62	4	0

FIELD GOALS	Att.	Made	Long	KICKS
Rhett Almond	1	0	n/a	missed 42

ALL RETURNS	Punts			Kickoffs			Intercepted		
	No.	Yds.	Lg.	No.	Yds.	Lg.	No.	Yds.	Lg.
Mica Hannemann	0	0	0	0	0	0	1	0	0
Kai Nacua	0	0	0	0	0	0	1	10	10
Mitch Juergens	1	15	15	0	0	0	0	0	0
Aleva Hifo	0	0	0	1	12	12	0	0	0

## BYU Downs MSU in Two Overtimes, 28-21

BYU quarterback Taysom Hill threw three touchdowns, including a 25-yard game-winner in the second overtime, as MSU fell 28-21 on a rare Friday night contest in Provo. It was the Bulldogs' first trip out West since 2002 and first to Provo since 2000. **Nick Fitzgerald** accounted for 296 yards and three touchdowns. Fitzgerald delivered a gutsy 2-yard TD run, diving over a defender, that gave MSU the lead in overtime but BYU answered quickly on Hill's 1-yard score. BYU went on offense on the first possession in the second overtime, scoring on the first play with a 25-yard pass. The Bulldogs then turned it over on downs on their possession and fans stormed the field. State took an early lead on a **Keith Mixon** 44-yard TD in which Fitzgerald kept the play alive. Fitzgerald gave MSU the lead going into halftime, 14-7. The Bulldog defense allowed only 126 yards in the first half. Safety **Mark McLaurin**, making his first career start in place of an injured **Kivon Coman**, recorded his first career interception in the second quarter. Freshman **Leo Lewis** led the Bulldogs with a career-best 12 tackles.

## Scoring

Mississippi State	7	7	0	0	[7]	[0]	- 21
BYU	7	0	0	7	[7]	[7]	- 28

1st	09:13	MSU	Keith Mixon 44 yd pass from Nick Fitzgerald (Graves kick)
	00:48	BYU	Hunte Marshall 1 yd pass from Taysom Hill (Almondkick)
2nd	03:45	MSU	Nick Fitzgerald 1 yd run (Graves kick)
4th	13:15	BYU	M. Laulu-Pututau 15 yd pass from Taysom Hill (Mikkelsen kick)
OT	15:00	MSU	Nick Fitzgerald 2 yd run (Graves kick)
	15:00	BYU	Taysom Hill 1 yd run (Mikkelsen kick)
	15:00	BYU	Tann Balderree 25 yd pass from Taysom Hill (Mikkelsen kick)

## Team Stats

	MSU	BYU
FIRST DOWNS	23	20
Rushing	9	8
Passing	11	8
Penalty	3	4
NET YARDS RUSHING	163	146
Rushing Attempts	49	47
Average Per Rush	3.3	3.1
NET YARDS PASSING	223	165
Completions-Attempts-Int	18-37-2	16-28-1
Average Per Attempt	6.0	5.9
Average Per Completion	12.4	10.3
Passing Touchdowns	1	3
TOTAL OFFENSE YARDS	254	336
Total offense plays	86	75
Average Gain Per Play	4.5	4.1
Fumbles: Number-Lost	0-0	0-0
Penalties: Number-Yards	7-63	9-84
PUNTS-YARDS	5-184	6-286
KICKOFFS-YARDS	3-191	3-193
Punt returns: Number-Yards-TD	0-0-0	1-15-0
Kickoff returns: Number-Yds-TD	1-14-0	1-12-0
Interceptions: Number-Yds-TD	1-27-0	2-10-0
Fumble Returns: Number-Yds-TD	0-0-0	0-0-0
Possession Time	29:02	30:58
Third-Down Conversions	8 of 19	9 of 17
Fourth-Down Conversions	1 of 3	1 of 1
Red-Zone Scores-Chances	2-3	3-3
Sacks By: Number-Yards	2-11	2-9
PAT Kicks	3-3	4-4
Field Goals	0-1	0-1
Points off turnovers	0	0

# GAME 7

**MSU** 38  
**Kentucky** 40

Oct. 22, 2016  
Commonwealth Stadium  
Lexington, Ky.  
50,414

## Mississippi State

RUSHING	Att.	Gain	Lost	Net	TD	Long	Avg.
Nick Fitzgerald	16	118	11	107	2	38	6.7
Malik Dear	5	77	0	77	1	45	15.4
Aeris Williams	8	36	0	36	0	7	4.5
Ashton Shumpert	2	27	0	27	0	15	13.5
Nick Gibson	5	24	0	24	0	8	4.8
Dontavian Lee	2	8	0	8	0	6	4.0
Keith Mixon	1	2	0	2	0	2	2.0

PASSING	Com	Att	Int	Yds	TD	Long	Sacks
Nick Fitzgerald	13	21	1	81	1	22	0

RECEIVING	No.	Yds.	TD	Long
Fred Ross	5	50	1	19
Keith Mixon	2	20	0	22
Jesse Jackson	1	7	0	7
Farrod Green	1	5	0	5
Jamal Couch	1	5	0	5
Malik Dear	1	-1	0	0
Aeris Williams	1	-2	0	0
Donald Gray	1	-3	0	3

PUNTING	No.	Yds.	Avg.	Long	I20	TB
Logan Cooke	6	226	37.7	41	1	0

FIELD GOALS	Att.	Made	Long	KICKS
Westin Graves	1	1	36	made 36

ALL RETURNS	Punts			Kickoffs			Intercepted		
	No.	Yds.	Lg.	No.	Yds.	Lg.	No.	Yds.	Lg.
Fred Ross	1	4	4	0	0	0	0	0	0
Keith Mixon	0	0	0	3	96	45	0	0	0
Malik Dear	0	0	0	1	8	8	0	0	0

## Kentucky

RUSHING	Att.	Gain	Lost	Net	TD	Long	Avg.
Benny Snell	19	129	1	128	1	34	6.7
S. Williams	14	102	3	99	0	35	7.1
Stephen Johnson	9	41	21	20	0	16	2.2
Jojo Kemp	2	15	0	15	0	8	7.5

PASSING	Com	Att.	Int.	Yds.	TD	Long	Sacks
Stephen Johnson	17	33	0	292	2	44	1

RECEIVING	No.	Yds.	TD	Long
Jeff Badet	7	139	2	44
Ryan Timmons	3	77	0	32
Garrett Johnson	3	18	0	10
C.J. Conrad	1	26	0	26
T. Richardson	1	17	0	17
Greg Hart	1	8	0	8
Charles Walker	1	7	0	7

PUNTING	No.	Yds.	Avg.	Long	I20	TB
Grant McKinniss	3	103	34.3	37	1	0

FIELD GOALS	Att.	Made	Long	KICKS
Austin MacGinnis	5	4	51	made 46, 32, 32, 51; missed 28

ALL RETURNS	Punts			Kickoffs			Intercepted		
	No.	Yds.	Lg.	No.	Yds.	Lg.	No.	Yds.	Lg.
Jeff Badet	0	0	0	3	77	39	0	0	0
Charles Walker	1	-3	0	0	0	0	0	0	0
Marcus McWilson	0	0	0	0	0	0	1	45	45

## Kentucky Outlasts MSU in Shootout, 40-38

Austin MacGinnis drilled four field goals, including a 51-yarder as time expired, as Kentucky outlasted MSU in a 40-38 shootout on a cool night in Commonwealth Stadium. It was the Bulldogs' second straight loss on the final play. The tandem of **Nick Fitzgerald** and **Fred Ross** connected for a 7-yard touchdown pass that gave MSU a 38-37 lead with 1:09 to play. The clutch third down conversion capped a 14-play, 77-yard drive that erased a 10-point fourth-quarter deficit. However, the Wildcats marched 46 yards on six plays into field goal territory. UK looked to pull away early in the fourth quarter, nearly making it a 17-point advantage before a crucial series by a pair of MSU underclassmen. UK played a second down from the MSU 5 before true freshman **Jeffery Simmons** forced a fumble of quarterback Stephen Johnson. The ball was then picked up and returned 81 yards for a touchdown by sophomore **Mark McLaurin**. The 14-point swing brought the Bulldogs to within 34-31 with 9:33 to go. Fitzgerald finished with his third 100-yard rushing game of the year. **DeAndre Ward** and **Gerri Green** led the Bulldogs with eight tackles apiece, while **Johnathan Calvin** added seven tackles, including two for loss and one sack.

## Scoring

Mississippi State	0	14	10	14	- 38
Kentucky	0	6	21	13	- 40

2nd	10:36	UK	Austin MacGinnis 46 yd field goal
	08:45	MS	Malik Dear 45 yd run (Westin Graves kick)
	02:00	MS	Nick Fitzgerald 3 yd run (Westin Graves kick)
	00:20	UK	Austin MacGinnis 32 yd field goal
3rd	13:52	UK	Jeff Badet 44 yd pass from Stephen Johnson (Garrett Johnson pass failed)
	09:37	MS	Westin Graves 36 yd field goal
	06:26	UK	Benny Snell 34 yd run (T. Richardson pass from Stephen Johnson)
	04:55	MS	Nick Fitzgerald 38 yd run (Westin Graves kick)
	02:53	UK	Jeff Badet 40 yd pass from Stephen Johnson (A. MacGinnis kick)
4th	14:51	UK	Marcus McWilson 45 yd interception return (A. MacGinnis kick)
	09:33	MS	Mark McLaurin 81 yd fumble recovery (Westin Graves kick)
	06:52	UK	Austin MacGinnis 32 yd field goal
	01:09	MS	Fred Ross 7 yd pass from Nick Fitzgerald (Westin Graves kick)
	00:00	UK	Austin MacGinnis 51 yd field goal

## Team Stats

	MSU	UK
FIRST DOWNS	16	26
Rushing	11	12
Passing	4	13
Penalty	1	1
NET YARDS RUSHING	281	262
Rushing Attempts	39	44
Average Per Rush	7.2	6.0
Rushing Touchdowns	3	1
Yards Gained Rushing	292	287
Yards Lost Rushing	11	25
NET YARDS PASSING	81	292
Completions-Attempts-Int	13-21-1	17-33-0
Average Per Attempt	3.9	8.8
Average Per Completion	6.2	17.2
TOTAL OFFENSE YARDS	362	554
Total offense plays	60	77
Average Gain Per Play	6.0	7.2
Fumbles: Number-Lost	2-0	3-2
Penalties: Number-Yards	7-50	2-20
PUNTS-YARDS	6-226	3-103
KICKOFFS-YARDS	7-451	8-491
Punt returns: Number-Yards-TD	1-4-0	1-(-3)-0
Kickoff returns: Number-Yds-TD	4-104-0	3-77-0
Interceptions: Number-Yds-TD	0-0-0	1-45-1
Fumble Returns: Number-Yds-TD	1-81-1	0-0-0
Possession Time	27:07	32:53
Third-Down Conversions	4 of 12	6 of 15
Fourth-Down Conversions	0 of 0	1 of 1
Red-Zone Scores-Chances	3-3	2-4
Sacks By: Number-Yards	2-16	2-9
PAT Kicks	2-2	6-6
Field Goals	1-1	4-5
Points off turnovers	14	7



# GAME 8

**Samford**  
**MSU**

**41**  
**56**

Oct. 29, 2016  
Davis Wade Stadium  
Starkville, Miss.  
58,019

## Mississippi State

RUSHING	Att.	Gain	Lost	Net	TD	Long	Avg.
Nick Fitzgerald	19	122	3	119	2	22	6.3
Ashton Shumpert	7	39	0	39	0	21	5.6
Keith Mixon	5	38	0	38	0	15	7.6
Nick Gibson	4	33	0	33	0	14	8.2
Aeris Williams	8	26	5	21	0	8	2.6
Dontavian Lee	1	3	0	3	0	3	3.0
Malik Dear	1	1	0	1	0	1	1.0

PASSING	Com	Att.	Int.	Yds.	TD	Long	Sacks
Nick Fitzgerald	20	35	2	417	5	74	1

RECEIVING	No.	Yds.	TD	Long
Fred Ross	9	107	1	17
Donald Gray	4	207	3	74
Malik Dear	4	61	1	33
Farrod Green	3	42	0	18

PUNTING	No.	Yds.	Avg.	Long	I20	TB
Logan Cooke	3	116	38.7	58	1	1

FIELD GOALS	Att.	Made	Long	KICKS
Westin Graves	1	0	-	missed 24

ALL RETURNS	Punts			Kickoffs			Intercepted		
	No.	Yds.	Lg.	No.	Yds.	Lg.	No.	Yds.	Lg.
Fred Ross	1	5	5	0	0	0	0	0	0
Malik Dear	0	0	0	2	39	23	0	0	0
DeAndre Ward	0	0	0	0	0	0	1	35	35
Maurice Smiththerman	0	0	0	0	0	0	1	29	30
Brandon Bryant	0	0	0	0	0	0	1	19	19

## Samford

RUSHING	Att.	Gain	Lost	Net	TD	Long	Avg.
K'rondis Larry	9	101	2	99	0	68	11.0
Devlin Hodges	17	70	25	45	0	9	2.6
Roland Adams	8	20	5	15	1	6	1.9

PASSING	Com	Att.	Int.	Yds.	TD	Long	Sacks
Devlin Hodges	42	69	3	468	4	58	3
TaDarryl Marshall	0	1	0	0	0	0	0

RECEIVING	No.	Yds.	TD	Long
Karel Hamilton	14	213	2	56
Kelvin McKnight	13	115	1	25
Andrew Harris	8	44	1	12
Devon Schmitt	2	64	0	58
TaDarryl Marshall	2	10	0	7
Chris Shelling	1	11	0	11
K'rondis Larry	1	8	0	8
Roland Adams	1	3	0	3

PUNTING	No.	Yds.	Avg.	Long	I20	TB
Austin Barnard	5	192	38.4	45	1	0
Devlin Hodges	1	35	35.0	35	1	0

FIELD GOALS	Att.	Made	Long	KICKS
Reece Everett	2	2	33	made 32, 33

ALL RETURNS	Punts			Kickoffs			Intercepted		
	No.	Yds.	Lg.	No.	Yds.	Lg.	No.	Yds.	Lg.
K'rondis Larry	0	0	0	5	96	26	0	0	0
Roosevelt Donaldson	0	0	0	0	0	0	1	1	1
Darius Harvey	0	0	0	0	0	0	1	0	0

## Records Fall as MSU Wins Homecoming, 56-41

**Nick Fitzgerald** tied an SEC and MSU record with seven touchdowns responsible for as the Bulldogs went on to a 56-41 victory over FCS foe Samford on Homecoming. Fitzgerald matched the record of Dak Prescott and became the first MSU QB to post a 400-yard passing/100-yard rushing game. He rushed for two scores and tied Prescott's school record for passing touchdowns with five. The Bulldogs put a school-record 669 yards of total offense. **Donald Gray** finished with a career-best 207 receiving yards, and he tied the school record for receiving touchdowns with three. Gray and Fitzgerald connected for a pair of 70+ yard touchdown passes in the first half, giving the Bulldogs a 28-20 lead at halftime. **Fred Ross** broke school records for consecutive games with a catch (30) and 100-yard receiving games (9) as he finished with nine catches for 107 yards and one score. Gray's 51-yard TD catch -- his third of the night -- followed by **DeAndre Ward's** 35-yard interception return put the Bulldogs up 49-26. Fitzgerald capped the scoring with a 1-yard run that put the game away. **Richie Brown** finished with a game-high 13 tackles. The squads combined for 97 points, 185 plays and 1,296 yards of total offense.

## Scoring

<b>Samford</b>	13	7	13	8	- 41
<b>Mississippi State</b>	21	7	21	7	- 56

1st	13:21	MSU	Malik Dear 25 yd pass from Nick Fitzgerald (Graves kick)
	09:59	SAM	Karel Hamilton 30 yd pass from Devlin Hodges (Everett kick)
	09:19	MSU	Donald Gray 71 yd pass from Nick Fitzgerald (Graves kick)
	05:21	MSU	Nick Fitzgerald 1 yd run (Westin Graves kick)
	04:07	SAM	Reece Everett 32 yd field goal
	02:00	SAM	Reece Everett 33 yd field goal
2nd	04:59	SAM	Andrew Harris 12 yd pass from Devlin Hodges (Everett kick)
	04:43	MSU	Donald Gray 74 yd pass from Nick Fitzgerald (Graves kick)
3rd	08:03	MSU	Fred Ross 11 yd pass from Nick Fitzgerald (Graves kick)
	06:41	SAM	Karel Hamilton 45 yd pass from Devlin Hodges (Everett kick blockd)
	05:20	MSU	Donald Gray 51 yd pass from Nick Fitzgerald (Graves kick)
	02:48	MSU	DeAndre Ward 35 yd interception return (Westin Graves kick)
	02:22	SAM	Kelvin McKnight 7 yd pass from Devlin Hodges (Everett kick)
4th	12:18	SAM	Roland Adams 2 yd run (TaDarryl Marshall rush)
	05:14	MSU	Nick Fitzgerald 1 yd run (Graves kick)

## Team Stats

	SAM	MSU
FIRST DOWNS	27	29
Rushing	7	13
Passing	20	14
Penalty	0	2
NET YARDS RUSHING	159	252
Rushing Attempts	34	46
Average Per Rush	4.7	5.5
NET YARDS PASSING	468	417
Completions-Attempts-Int	42-70-3	20-35-2
Average Per Attempt	6.7	11.9
Average Per Completion	11.1	20.9
TOTAL OFFENSE YARDS	627	669
Total offense plays	104	81
Average Gain Per Play	6.0	8.3
Fumbles: Number-Lost	1-0	1-1
Penalties: Number-Yards	9-77	4-35
PUNTS-YARDS	6-227	3-116
KICKOFFS-YARDS	8-510	9-533
Punt returns: Number-Yards-TD	0-0-0	1-5-0
Kickoff returns: Number-Yds-TD	5-96-0	2-39-0
Interceptions: Number-Yds-TD	2-1-0	3-83-1
Fumble Returns: Number-Yds-TD	0-0-0	0-0-0
Possession Time	30:41	29:19
Third-Down Conversions	9 of 23	7 of 15
Fourth-Down Conversions	4 of 5	1 of 3
Red-Zone Scores-Chances	5-6	3-5
Sacks By: Number-Yards	1-2	3-25
PAT Kicks	3-4	8-8
Field Goals	2-2	0-1
Points off turnovers	3	7

# GAME 9

#7/7/4 Texas A&M 28  
MSU 35

Nov. 5, 2016  
Davis Wade Stadium  
Starkville, Miss.  
58,407

## Mississippi State

RUSHING	Att.	Gain	Lost	Net	TD	Long	Avg.
Nick Fitzgerald	20	184	2	182	2	74	9.1
Aeris Williams	24	140	0	140	1	22	5.8
Keith Mixon	3	14	0	14	0	9	4.7
Malik Dear	3	19	5	14	0	18	4.7
Brandon Holloway	4	15	2	13	0	14	3.2
Ashton Shumpert	2	6	0	6	0	4	3.0

PASSING	Com	Att.	Int.	Yds.	TD	Long	Sacks
Nick Fitzgerald	18	31	2	209	2	60	0

RECEIVING	No.	Yds.	TD	Long
Fred Ross	6	98	2	60
Keith Mixon	5	54	0	22
Donald Gray	2	32	0	23
Malik Dear	2	10	0	7
Gabe Myles	2	7	0	9
Aeris Williams	1	8	0	8

PUNTING	No.	Yds.	Avg.	Long	I20	TB
Kody Schexnayder	4	164	41.0	52	1	1
Logan Cooke	2	88	44.0	56	1	0

FIELD GOALS	Att.	Made	Long	KICKS
Westin Graves	1	0	n/a	missed 32

ALL RETURNS	Punts			Kickoffs			Intercepted		
	No.	Yds.	Lg.	No.	Yds.	Lg.	No.	Yds.	Lg.
Keith Mixon	0	0	0	1	27	27	0	0	0
Donald Gray	2	10	9	0	0	0	0	0	0
Mark McLaurin	0	0	0	0	0	0	1	0	0

ALL RETURNS	Punts			Kickoffs			Intercepted		
	No.	Yds.	Lg.	No.	Yds.	Lg.	No.	Yds.	Lg.
Fred Ross	1	17	17	0	0	0	0	0	0
Brandon Holloway	0	0	0	3	104	69	0	0	0
Kivon Coman	0	0	0	0	0	0	1	0	0
Gerri Green	0	0	0	0	0	0	1	0	0

## Texas A&M

RUSHING	Att.	Gain	Lost	Net	TD	Long	Avg.
Trevor Knight	5	54	0	54	1	19	10.8
Keith Ford	9	33	0	33	0	7	3.7
Trayveon Williams	10	31	3	28	0	9	2.8
Jake Hubenak	7	12	10	2	0	6	0.3
Christian Kirk	1	0	0	0	0	0	0.0

PASSING	Com	Att.	Int.	Yds.	TD	Long	Sacks
Jake Hubenak	11	17	1	222	2	54	2
Trevor Knight	5	14	0	43	0	12	0

RECEIVING	No.	Yds.	TD	Long
Christian Kirk	7	144	1	54
Josh Reynolds	5	85	1	47
Speedy Noil	3	36	0	16
Trayveon Williams	1	0	0	0

PUNTING	No.	Yds.	Avg.	Long	I20	TB
Shane Tripucka	8	364	45.5	59	2	0

FIELD GOALS	Att.	Made	Long	KICKS
Daniel LaCamera	1	0	n/a	missed 27

ALL RETURNS	Punts			Kickoffs			Intercepted		
	No.	Yds.	Lg.	No.	Yds.	Lg.	No.	Yds.	Lg.
Christian Kirk	1	93	93	0	0	0	0	0	0
Donovan Wilson	0	0	0	0	0	0	1	0	0
Justin Evans	0	0	0	2	28	23	0	0	0
Keith Ford	0	0	0	1	6	6	0	0	0
Nick Harvey	0	0	0	0	0	0	1	0	0

## MSU Knocks Off No. 4 Texas A&M, 35-28

Mississippi State erupted for 28 points in the first half, and **Nick Fitzgerald** accounted for 391 yards of total offense and four touchdowns as the Bulldogs stunned No. 4 Texas A&M in Davis Wade Stadium. Fitzgerald got the crowd going right away, racing 74 yards for a touchdown on MSU's first play from scrimmage. The Bulldogs amassed 365 yards rushing and 574 yards of total offense. **Aeris Williams** registered his first career 100-yard game, finishing with 140 on 24 carries. His 2-yard run put MSU up 14-7. A&M responded with its first score but two brilliant drives led by Fitzgerald ended with **Fred Ross** touchdowns. Fitzgerald found Ross in stride for a 60-yard touchdown down the sideline. The Bulldogs led 28-14 at the half. Midway through the third quarter, **Johnathan Calvin** forced a fumble that halted an A&M drive. With MSU holding on to a 28-21 lead early in the fourth quarter, Fitzgerald engineered perhaps the best drive of the year. The Bulldogs used up 7:26, going 73 yards that was capped with Fitzgerald's second rushing TD of the day. A&M cut the lead to one possession with 1:33 to play and got the ball back again with 0:27 at its own 20-yard line. Jake Hubenak, filling in for an injured Trevor Knight the entire second half, was then intercepted by MSU's **Mark McLaurin** at midfield. **Richie Brown** led the Bulldogs with eight tackles. The Bulldogs' 365 rushing yards were their most in an SEC game since putting up 390 against Kentucky on Oct. 29, 1994.

## Scoring

Texas A&M	7	7	0	14	-28
Mississippi State	14	14	0	7	-35

1st	12:18	MS	Nick Fitzgerald 74 yd run (Westin Graves kick)
	04:36	MS	Aeris Williams 2 yd run (Graves kick)
	00:03	A&M	Trevor Knight 19 yd run (Daniel LaCamera kick)
2nd	10:53	MS	Fred Ross 60 yd pass from Nick Fitzgerald (Graves kick)
	03:54	MS	Fred Ross 7 yd pass from Nick Fitzgerald (Graves kick)
	00:19	A&M	Christian Kirk 93 yd punt return (LaCamera kick)
4th	10:42	A&M	Christian Kirk 54 yd pass from Jake Hubenak (LaCamera kick)
	03:08	MS	Nick Fitzgerald 4 yd run (Graves kick)
	01:33	A&M	Josh Reynolds 4 yd pass from Jake Hubenak (LaCamera kick)

## Team Stats

	A&M	MSU
FIRST DOWNS	14	29
Rushing	3	19
Passing	11	8
Penalty	0	2
NET YARDS RUSHING	117	365
Rushing Attempts	32	58
Average Per Rush	3.7	6.3
NET YARDS PASSING	265	209
Completions-Attempts-Int	16-31-1	18-31-2
Average Per Attempt	8.5	6.7
Average Per Completion	16.6	11.6
TOTAL OFFENSE YARDS	382	574
Total offense plays	63	89
Average Gain Per Play	6.1	6.4
Fumbles: Number-Lost	1-1	1-0
Penalties: Number-Yards	5-27	3-30
PUNTS-YARDS	8-364	6-252
KICKOFFS-YARDS	4-245	6-359
Punt returns: Number-Yards-TD	1-93-1	2-10-0
Kickoff returns: Number-Yds-TD	3-34-0	1-27-0
Interceptions: Number-Yds-TD	2-0-0	1-0-0
Fumble Returns: Number-Yds-TD	0-0-0	0-0-0
Miscellaneous Yards	0	0
Possession Time	22:47	37:13
Third-Down Conversions	4 of 15	11 of 18
Fourth-Down Conversions	1 of 1	0 of 0
Red-Zone Scores-Chances	2-3	3-6
Sacks By: Number-Yards	0-0	2-9
PAT Kicks	4-4	5-5
Field Goals	0-1	0-1
Points off turnovers	0	0

# GAME 10

MSU **3**  
#1/1/1 Alabama **51**

Nov. 12, 2016  
Bryant Denny Stadium  
Tuscaloosa, Ala.  
101,821

## Mississippi State

RUSHING	Att.	Gain	Lost	Net	TD	Long	Avg.
Aeris Williams	11	56	0	56	0	24	5.1
Nick Fitzgerald	11	40	25	15	0	22	1.4
Damian Williams	4	19	8	11	0	9	2.8
Ashton Shumpert	4	11	2	9	0	5	2.2
Malik Dear	2	3	0	3	0	3	1.5
Dontavian Lee	2	2	0	2	0	2	1.0
Keith Mixon	1	0	2	-2	0	0	-2.0

PASSING	Com	Att	Int	Yds	TD	Long	Sacks
Nick Fitzgerald	10	33	1	145	0	41	2
Damian Williams	6	10	0	35	0	14	1

RECEIVING	No.	Yds.	TD	Long
Donald Gray	3	76	0	41
Fred Ross	3	23	0	11
Jamal Couch	2	21	0	14
Farrod Green	2	18	0	11
Gabe Myles	2	4	0	5
Malik Dear	1	22	0	22
Jordan Thomas	1	6	0	6
Justin Johnson	1	5	0	5
Dontavian Lee	1	5	0	5

PUNTING	No.	Yds.	Avg.	Long	I20	TB
Kody Schexnayder	7	210	30.0	40	2	0

FIELD GOALS	Att.	Made	Long	KICKS
Westin Graves	2	1	47	missed 47; made 47

ALL RETURNS	Punts			Kickoffs			Intercepted		
	No.	Yds.	Lg.	No.	Yds.	Lg.	No.	Yds.	Lg.
Fred Ross	1	10	10	0	0	0	0	0	0
Brandon Holloway	0	0	0	3	93	50	0	0	0
Jamoral Graham	0	0	0	0	0	0	1	46	46
Keith Mixon	1	0	0	1	11	11	0	0	0

## Alabama

RUSHING	Att.	Gain	Lost	Net	TD	Long	Avg.
Jalen Hurts	11	101	1	100	1	60	9.1
Josh Jacobs	9	90	1	89	0	43	9.9
Ronnie Clark	4	14	0	14	0	7	3.5
Damien Harris	3	9	0	9	0	4	3.0
Derrick Gore	4	7	1	6	0	3	1.5

PASSING	Com	Att.	Int.	Yds.	TD	Long	Sacks
Jalen Hurts	28	37	1	347	4	67	1
Cooper Bateman	3	4	0	50	1	31	0

RECEIVING	No.	Yds.	TD	Long
ArDarius Stewart	8	156	3	67
O.J. Howard	6	77	0	30
Calvin Ridley	4	26	1	20
Cam Sims	3	45	0	31
Josh Jacobs	3	34	0	26
M. Forristall	3	19	0	8
Derek Kief	1	14	0	14
Damien Harris	1	11	0	11
Gehrig Dieter	1	10	0	10
Trevon Diggs	1	5	1	5

PUNTING	No.	Yds.	Avg.	Long	I20	TB
JK Scott	3	154	51.3	62	1	1

FIELD GOALS	Att.	Made	Long	KICKS
Adam Griffith	3	3	39	made 30, 28, 39

ALL RETURNS	Punts			Kickoffs			Intercepted		
	No.	Yds.	Lg.	No.	Yds.	Lg.	No.	Yds.	Lg.
Trevon Diggs	1	1	1	0	0	0	0	0	0
Tony Brown	0	0	0	0	0	0	1	9	9

## Top-Ranked Alabama Stays Perfect, 51-3

Top-ranked Alabama put up 615 yards of total offense to stretch its winning streak to 22 straight by a 51-3 fashion against Mississippi State. The rare 11 a.m. Bryant-Denny Stadium kickoff saw the Bulldogs fall behind 30-0 at the half and 10-0 on the first two possessions. **Nick Fitzgerald** was sacked twice and held to 15 yards rushing and no touchdowns. **Aeris Williams** was MSU's leading rusher with 56 yards on 11 carries. **Fred Ross** broke the school career record for receiving yards with his three catches for 23 yards. **Westin Graves** accounted for the Bulldogs' only points, drilling a 47-yarder on MSU's first possession of the second half. Fitzgerald found **Donald Gray** for two passes for 35 yards to set up the field goal. **DeAndre Ward**, an Alabama native, was the game-leading tackler with seven tackles, including a career-high 1.5 for loss. **Jamoral Graham** recorded his second interception of the season, picking off Jalen Hurts midway through the first quarter. MSU got inside the Alabama 40-yard line six times and managed points only once on the Graves field goal.

## Scoring

Alabama	0	0	3	0	-3
Mississippi State	10	20	14	7	-51

1st	12:20	UA	Adam Griffith 30 yd field goal
	08:23	UA	Calvin Ridley 4 yd pass from Jalen Hurts (Adam Griffith kick)
2nd	12:36	UA	A. Stewart 67 yd pass from Jalen Hurts (Adam Griffith kick)
	09:55	UA	Jalen Hurts 4 yd run (Adam Griffith kick)
	02:37	UA	Adam Griffith 28 yd field goal
	00:00	UA	Adam Griffith 39 yd field goal
3rd	11:43	MSU	Westin Graves 47 yd field goal
	06:12	UA	A. Stewart 15 yd pass from Jalen Hurts (Adam Griffith kick)
	04:40	UA	A. Stewart 20 yd pass from Jalen Hurts (Adam Griffith kick)
4th	02:34	UA	Trevon Diggs 5 yd pass from Cooper Bateman (A. Pappanastos kick)

## Team Stats

	MSU	UA
FIRST DOWNS	17	26
Rushing	6	7
Passing	9	17
Penalty	2	2
NET YARDS RUSHING	94	218
Rushing Attempts	35	31
Average Per Rush	2.7	7.0
NET YARDS PASSING	180	397
Completions-Attempts-Int	16-43-1	31-41-1
Average Per Attempt	4.2	9.7
Average Per Completion	11.2	12.8
TOTAL OFFENSE YARDS	274	615
Total offense plays	78	72
Average Gain Per Play	3.5	8.5
Fumbles: Number-Lost	1-0	1-1
Penalties: Number-Yards	4-31	3-35
PUNTS-YARDS	7-210	3-154
KICKOFFS-YARDS	2-120	9-579
Punt returns: Number-Yards-TD	2-10-0	1-1-0
Kickoff returns: Number-Yds-TD	4-104-0	0-0-0
Interceptions: Number-Yds-TD	1-46-0	1-9-0
Fumble Returns: Number-Yds-TD	0-0-0	0-0-0
Possession Time	32:38	27:22
Third-Down Conversions	7 of 20	7 of 13
Fourth-Down Conversions	0 of 4	0 of 1
Red-Zone Scores-Chances	1-1	7-7
Sacks By: Number-Yards	1-1	3-29
PAT Kicks	0-0	6-6
Field Goals	1-2	3-3
Points off turnovers	0	0



# GAME 11

**Arkansas** 58  
**MSU** 42

Nov. 19, 2016  
Davis Wade Stadium  
Starkville, Miss.  
58,538

## Mississippi State

RUSHING	Att.	Gain	Lost	Net	TD	Long	Avg.
Nick Fitzgerald	17	136	5	131	4	58	7.7
Aeris Williams	13	63	0	63	0	10	4.8
Malik Dear	1	10	0	10	0	10	10.0
Ashton Shumpert	2	4	0	4	0	3	2.0
Keith Mixon	2	5	8	-3	0	5	-1.5

PASSING	Com	Att.	Int.	Yds.	TD	Long	Sacks
Nick Fitzgerald	23	33	0	328	2	43	0

RECEIVING	No.	Yds.	TD	Long
Fred Ross	10	171	2	40
Donald Gray	7	92	0	43
Jamal Couch	2	38	0	24
Malik Dear	2	20	0	13
Aeris Williams	1	4	0	4
Ashton Shumpert	1	3	0	3

PUNTING	No.	Yds.	Avg.	Long	I20	TB
Kody Schexnayder	4	151	37.8	41	0	0

FIELD GOALS	Att.	Made	Long	KICKS
Westin Graves	1	0	n/a	missed 44

ALL RETURNS	Punts			Kickoffs			Intercepted		
	No.	Yds.	Lg.	No.	Yds.	Lg.	No.	Yds.	Lg.
Donald Gray	0	0	0	1	28	28	0	0	0
Malik Dear	0	0	0	4	44	18	0	0	0
Keith Mixon	0	0	0	5	106	30	0	0	0

## Arkansas

RUSHING	Att.	Gain	Lost	Net	TD	Long	Avg.
Rawleigh Williams	16	209	4	205	4	72	12.8
Devwah Whaley	19	122	10	112	1	50	5.9
T.J. Hammonds	1	30	0	30	0	30	30.0
Jared Cornelius	2	7	0	7	0	5	3.5
Austin Allen	2	5	0	5	0	5	2.5

PASSING	Com	Att.	Int.	Yds.	TD	Long	Sacks
Austin Allen	18	25	0	303	2	34	0
Rawleigh Williams	1	1	0	1	1	1	0

RECEIVING	No.	Yds.	TD	Long
Drew Morgan	6	91	0	34
Keon Hatcher	4	65	2	33
Jeremy Sprinkle	2	37	0	24
Austin Cantrell	2	33	1	32
Jared Cornelius	2	12	0	10
Grayson Gunter	1	29	0	29
Cheyenne O'Grady	1	23	0	23
Devwah Whaley	1	14	0	14

PUNTING	No.	Yds.	Avg.	Long	I20	TB
none						

FIELD GOALS	Att.	Made	Long	KICKS
Adam McFain	2	1	34	missed 40; made 34

ALL RETURNS	Punts			Kickoffs			Intercepted		
	No.	Yds.	Lg.	No.	Yds.	Lg.	No.	Yds.	Lg.
Jared Cornelius	1	21	21	0	0	0	0	0	0
Deon Stewart	0	0	0	4	70	28	0	0	0

## Arkansas Wins Shootout on Senior Night, 58-42

**Nick Fitzgerald** accounted for 459 yards of total offense and six touchdowns, but Arkansas outlasted the Bulldogs by a score of 58-42 in the home finale. A total of 19 seniors were recognized in pregame ceremonies, including wide receiver **Fred Ross** who hauled in 10 passes for a career-best 171 yards and two touchdowns. Fitzgerald rushed for four scores. He had a 58-yard run on MSU's first drive and followed that up with an 18-yard score to tie the game at 14 all with 1:25 remaining in the first quarter. The Razorbacks responded with 24 unanswered points in the second quarter, scoring on all four of their possessions. Rawleigh Williams had a career-night rushing for 205 yards and four touchdowns. The Bulldogs outscored Arkansas 28-20 in the second half. Ross hauled in a 40-yarder from Fitzgerald and closed out the scoring with a 15-yard catch with 2:15 to play. The Razorbacks did not punt once on the night. Senior **Kivon Coman**, playing in his final home game, finished with a career-best and game-high 15 tackles. **J.T. Gray** added two tackles for loss.

## Scoring

Mississippi State	14	24	6	14	- 58
Arkansas	14	0	14	14	- 42

1st	14:12	UA	Rawleigh Williams 72 yd run (Adam McFain kick)
	13:18	MS	Nick Fitzgerald 58 yd run (Westin Graves kick)
	07:29	UA	Rawleigh Williams 42 yd run (Adam McFain kick)
	01:25	MS	Nick Fitzgerald 18 yd run (Westin Graves kick)
2nd	12:29	UA	Keon Hatcher 5 yd pass from Austin Allen (Adam McFain kick)
	08:58	UA	Adam McFain 34 yd field goal
	05:53	UA	Rawleigh Williams 7 yd run (Adam McFain kick)
	01:32	UA	Rawleigh Williams 33 yd run (Adam McFain kick)
3rd	12:15	MS	Fred Ross 40 yd pass from Nick Fitzgerald (Westin Graves kick)
	05:03	UA	Austin Cantrell 1 yd pass from Rawleigh Williams (McFain kick failed)
	02:52	MS	Nick Fitzgerald 2 yd run (Westin Graves kick)
4th	14:04	UA	Keon Hatcher 10 yd pass from Austin Allen (Keon Hatcher rush)
	11:12	MS	Nick Fitzgerald 1 yd run (Fred Ross pass from Nick Fitzgerald)
	05:29	UA	Devwah Whaley 4 yd run (Rawleigh Williams pass failed)
	02:15	MS	Fred Ross 15 yd pass from Nick Fitzgerald (Fitzgerald pass failed)

## Team Stats

	ARK	MSU
FIRST DOWNS	27	25
Rushing	13	10
Passing	14	14
Penalty	0	1
NET YARDS RUSHING	357	205
Rushing Attempts	41	35
Average Per Rush	8.7	5.9
NET YARDS PASSING	204	328
Completions-Attempts-Int	19-26-0	23-33-0
Average Per Attempt	11.7	9.9
Average Per Completion	16.0	14.3
TOTAL OFFENSE YARDS	661	533
Total Offense plays	67	68
Average Gain Per Play	9.9	7.8
Fumbles: Number-Lost	0-0	0-0
Penalties: Number-Yards	1-10	3-22
PUNTS-YARDS	0-0	4-151
KICKOFFS-YARDS	10-582	6-321
Punt returns: Number-Yards-TD	1-21	0-0-0
Kickoff returns: Number-Yds-TD	4-70-0	10-178-0
Interceptions: Number-Yds-TD	0-0-0	0-0-0
Fumble Returns: Number-Yds-TD	0-0-0	0-0-0
Possession Time	33:13	26:47
Third-Down Conversions	7 of 11	5 of 13
Fourth-Down Conversions	2 of 2	4 of 4
Red-Zone Scores-Chances	6-6	4-4
Sacks By: Number-Yards	0-0	0-0
PAT Kicks	5-6	4-4
Field Goals	1-2	0-1
Points off turnovers	0	0

# GAME 12

MSU 55  
Ole Miss 20

Nov. 26, 2016  
Vaught-Hemingway Stadium  
Oxford, Miss.  
66,038

## Mississippi State

RUSHING	Att.	Gain	Lost	Net	TD	Long	Avg.
Nick Fitzgerald	14	261	3	258	2	70	18.4
Aeris Williams	25	191	0	191	2	36	7.6
Brandon Holloway	1	5	0	5	0	5	5.0
Ashton Shumpert	1	5	0	5	0	5	5.0
Keith Mixon	1	3	0	3	0	3	3.0

PASSING	Com	Att	Int	Yds	TD	Long	Sacks
Nick Fitzgerald	8	17	0	109	3	38	1

RECEIVING	No.	Yds.	TD	Long
Jordan Thomas	2	17	0	13
Donald Gray	2	12	1	8
Fred Ross	1	38	1	38
Malik Dear	1	24	1	24
Keith Mixon	1	18	0	18
Aeris Williams	1	0	0	0

PUNTING	No.	Yds.	Avg.	Long	I20	TB
Kody Schexnayder	3	140	46.7	50	1	0

FIELD GOALS	Att.	Made	Long	KICKS
none				

ALL RETURNS	Punts			Kickoffs			Intercepted		
	No.	Yds.	Lg.	No.	Yds.	Lg.	No.	Yds.	Lg.
Malik Dear	0	0	0	1	7	7	0	0	0
Keith Mixon	0	0	0	1	37	37	0	0	0
Cedric Jiles	0	0	0	0	0	0	1	74	74
Jamal Peters	0	0	0	0	0	0	1	0	0
Brandon Holloway	0	0	0	2	39	20	0	0	0

## Ole Miss

RUSHING	Att.	Gain	Lost	Net	TD	Long	Avg.
Akeem Judd	19	109	2	107	0	22	5.6
Shea Patterson	13	91	18	73	0	29	5.6
Will Gleeson	1	14	0	14	0	14	14.0
Van Jefferson	2	10	0	10	0	9	5.0
Eugene Brazley	2	4	0	4	0	3	2.0
Jason Pellerin	1	0	0	0	0	0	0.0

PASSING	Com	Att	Int	Yds.	TD	Long	Sacks
Shea Patterson	27	48	2	320	2	25	3

RECEIVING	No.	Yds.	TD	Long
D. Stringfellow	6	97	2	25
Van Jefferson	5	47	0	24
Eugene Brazley	5	31	0	11
A.J. Brown	3	41	0	25
Q. Adeboyejo	3	40	0	22
Markell Pack	2	27	0	19
Akeem Judd	1	14	0	14
Hunter Thurley	1	12	0	12
Taz Zettergren	1	11	0	11

PUNTING	No.	Yds.	Avg.	Long	I20	TB
Grant Warren	1	39	39.0	39	0	0
Gary Wunderlich	1	39	39.0	39	0	0
Will Gleeson	2	104	52.0	54	0	1

FIELD GOALS	Att.	Made	Long	KICKS
Gary Wunderlich	2	2	38	made 34, 38

ALL RETURNS	Punts			Kickoffs			Intercepted		
	No.	Yds.	Lg.	No.	Yds.	Lg.	No.	Yds.	Lg.
Kailo Moore	0	0	0	1	17	17	0	0	0
Carlos Davis	0	0	0	6	129	30	0	0	0

## MSU Dominates Ole Miss in Egg Bowl, 55-20

MSU recorded its largest Egg Bowl victory since 1916 as quarterback **Nick Fitzgerald** accounted for 367 yards and five touchdowns in a 55-20 romp of Ole Miss in Oxford. Fitzgerald shattered the MSU single-game record for rushing yards, carrying 14 times for 258 yards and two touchdowns to break Anthony Dixon's mark. Fitzgerald averaged a school-record 18.4 yards per carry, which was the highest by an SEC player in a conference game in league history. The Bulldogs produced a 200-yard rusher (Fitzgerald) and a 100-yard rusher (**Aeris Williams**) for the first time in school history. Williams scored two first-half touchdowns that put the Bulldogs up double-digits going into halftime. **Jamal Peters** delivered a clutch interception in the endzone to halt a potential touchdown drive in the second quarter. MSU outscored the Rebels, 28-0, in the second half. **Fred Ross** caught his only pass of the game and raced 38 yards for a score down the sideline. Fitzgerald then scored on runs of 61 and 30. **Cedric Jiles** put on the finishing touches when he intercepted Shea Patterson's pass and returned it 74 yards for a touchdown late in the fourth quarter. **Kivon Coman**, in his final Egg Bowl, had a team-high eight tackles and 1.5 tackles for loss. Senior **Johnathan Calvin** registered 2.5 tackles for loss. The win was MSU's first in Oxford since 2010 and the 60th for head coach **Dan Mullen**.

## Scoring

Mississippi State	13	14	14	14	- 55
Ole Miss	10	10	0	0	- 20

1st	07:43	OM	Gary Wunderlich 24 yd field goal
	05:48	MS	Aeris Williams 16 yd run (Westin Graves kick failed)
	03:56	OM	D. Stringfellow 19 yd pass from Shea Patterson (Wunderlich kick)
	02:33	MS	Donald Gray 8 yd pass from Nick Fitzgerald (Graves kick)
2nd	12:55	MS	Aeris Williams 13 yd run (Westin Graves kick)
	09:13	MS	Malik Dear 24 yd pass from Nick Fitzgerald (Graves kick)
	04:47	OM	D. Stringfellow 25 yd pass from Shea Patterson (Wunderlich kick)
	00:26	OM	Gary Wunderlich 38 yd field goal
3rd	05:22	MS	Fred Ross 38 yd pass from Nick Fitzgerald (Westin Graves kick)
	02:57	MS	Nick Fitzgerald 61 yd run (Westin Graves kick)
4th	05:09	MS	Nick Fitzgerald 30 yd run (Westin Graves kick)
	02:59	MS	Cedric Jiles 74 yd interception return (Westin Graves kick)

## Team Stats

	MSU	OM
FIRST DOWNS	23	31
Rushing	17	13
Passing	5	17
Penalty	1	1
NET YARDS RUSHING	457	208
Rushing Attempts	47	38
Average Per Rush	9.7	5.5
NET YARDS PASSING	109	320
Completions-Attempts-Int	8-17-0	27-48-2
Average Per Attempt	6.4	6.7
Average Per Completion	13.6	11.9
TOTAL OFFENSE YARDS	566	528
Total Offense plays	64	86
Average Gain Per Play	8.8	6.1
Fumbles: Number-Lost	2-1	0-0
Penalties: Number-Yards	6-55	3-20
PUNTS-YARDS	3-140	4-182
KICKOFFS-YARDS	9-575	5-307
Punt returns: Number-Yards-TD	0-0-0	0-0-0
Kickoff returns: Number-Yds-TD	4-83-0	7-146-0
Interceptions: Number-Yds-TD	2-74-1	0-0-0
Fumble Returns: Number-Yds-TD	0-0-0	0-0-0
Possession Time	28:37	31:23
Third-Down Conversions	8 of 13	5 of 15
Fourth-Down Conversions	1 of 1	1 of 4
Red-Zone Scores-Chances	4-4	3-5
Sacks By: Number-Yards	3-16	1-3
PAT Kicks	7-8	2-2
Field Goals	0-0	2-2
Points off turnovers	14	0

# GAME 13 ST. PETERSBURG BOWL

Miami (Ohio)	16	Dec. 26, 2016
MSU	17	Tropicana Field St. Petersburg, Fla. 15,717

## Mississippi State

RUSHING	Att.	Gain	Lost	Net	TD	Long	Avg.
Nick Fitzgerald	18	134	2	132	2	44	7.3
Aeris Williams	12	64	0	64	0	18	5.3
Malik Dear	1	3	0	3	0	3	3.0
Ashton Shumpert	1	2	0	2	0	2	2.0
Team	1	0	2	-2	0	0	-2.0

PASSING	Com	Att	Int	Yds	TD	Long	Sacks
Nick Fitzgerald	13	26	0	136	0	24	0
Damian Williams	0	1	0	0	0	0	0

RECEIVING	No.	Yds.	TD	Long
Fred Ross	4	44	0	19
Malik Dear	2	19	0	11
Donald Gray	2	18	0	10
Aeris Williams	1	24	0	24
Farrod Green	1	13	0	13
Keith Mixon	1	11	0	11
Justin Johnson	1	8	0	8
Brandon Holloway	1	-1	0	0

PUNTING	No.	Yds.	Avg.	Long	I20	TB
Logan Cooke	4	170	42.5	52	2	1

FIELD GOALS	Att.	Made	Long	KICKS
Westin Graves	1	1	36	made 36

ALL RETURNS	Punts			Kickoffs			Intercepted		
	No.	Yds.	Lg.	No.	Yds.	Lg.	No.	Yds.	Lg.
Fred Ross	1	7	7	0	0	0	0	0	0
Brandon Holloway	0	0	0	3	73	37	0	0	0
Jamoral Graham	0	0	0	0	0	0	1	21	21

## Miami (Ohio)

RUSHING	Att.	Gain	Lost	Net	TD	Long	Avg.
Kenny Young	9	67	0	67	0	16	7.4
Gus Ragland	17	62	11	51	0	20	3.0
Maurice Thomas	3	33	0	33	0	18	11.0
Alonzo Smith	4	20	0	20	0	11	5.0
Team	2	0	1	-1	0	0	-0.5

PASSING	Com	Att.	Int.	Yds.	TD	Long	Sacks
Gus Ragland	22	30	1	263	2	25	1
Rokeem Williams	0	1	0	0	0	0	0

RECEIVING	No.	Yds.	TD	Long
Ryan Smith	7	72	1	21
James Gardner	5	92	1	24
Rokeem Williams	4	38	0	16
Kenny Young	3	29	0	25
Jared Murphy	1	20	0	20
Maurice Thomas	1	6	0	6
Alexx Zielinski	1	6	0	6

PUNTING	No.	Yds.	Avg.	Long	I20	TB
Kyle Kramer	2	79	39.5	44	0	0

FIELD GOALS	Att.	Made	Long	KICKS
Nick Dowd	2	1	18	made 18, blocked 37

ALL RETURNS	Punts			Kickoffs			Intercepted		
	No.	Yds.	Lg.	No.	Yds.	Lg.	No.	Yds.	Lg.
Maurice Thomas	0	0	0	1	40	40	0	0	0

## Special Teams, Fitzgerald Lead MSU To 17-16 Win In St. Petersburg Bowl

With some last-second theatrics, State's **Nelson Adams** blocked Miami's potential game-winning field goal attempt with five seconds left to lift MSU to a 17-16 victory in the St. Petersburg Bowl. It was MSU's second block of the game with the Bulldogs' **Johnathan Calvin** also knocking down a Miami extra point attempt early in the game that would ultimately provide the one-point difference in State's triumph. Quarterback **Nick Fitzgerald** was named MVP of the game after totaling 268 yards and two touchdowns. He completed 13-of-26 passes for 126 yards, while he tied **Anthony Dixon's** program record with his eighth 100-yard rushing game of the year, running for a total of 142 yards and two touchdowns. Following a 44-yard touchdown run by **Fitzgerald** and an interception by sophomore cornerback **Jamoral Graham** in the third quarter, junior place kicker **Westin Graves** gave MSU its first lead of the game in the fourth quarter, hitting a 36-yard field goal to put the Bulldogs up 17-16, the final points of the game by either team. The Bulldogs were paced defensively by senior linebacker **Richie Brown** with nine tackles, in addition to a forced fumble, in the final game of his career. State's defense forced two turnovers over the course of the game.

Miami (Ohio)	3	6	7	0	-16
Mississippi State	0	7	7	3	-17

1st	10:07	MIAMI	Nick Dowd 18 yd field goal
2nd	08:36	MIAMI	James Gardner 6 yd pass from RAGLAND, Gus (DOWD, Nick kick blocked)
	00:22	MSU	Nick Fitzgerald 2 yd run (Westin Graves kick)
3rd	08:11	MIAMI	Ryan Smith 1 yd pass from RAGLAND, Gus (DOWD, Nick kick)
	04:15	MSU	Nick Fitzgerald 44 yd run (Westin Graves kick)
4th	12:03	MS	Westin Graves 36 yd field goal

## Team Stats

	Miami	MSU
FIRST DOWNS	24	18
Rushing	12	9
Passing	11	7
Penalty	1	2
NET YARDS RUSHING	170	199
Rushing Attempts	35	33
Average Per Rush	4.9	6.0
NET YARDS PASSING	263	136
Completions-Attempts-Int	22-31-1	13-27-0
Average Per Attempt	8.5	5.0
Average Per Completion	12.0	10.5
TOTAL OFFENSE YARDS	433	335
Total offense plays	66	60
Average Gain Per Play	6.6	5.6
Fumbles: Number-Lost	1-1	0-0
Penalties: Number-Yards	3-30	2-25
PUNTS-YARDS	2-79	4-170
KICKOFFS-YARDS	4-255	4-231
Punt returns: Number-Yards-TD	0-0-0	1-7-0
Kickoff returns: Number-Yds-TD	1-40-0	3-73-0
Interceptions: Number-Yds-TD	0-0-0	1-21-0
Fumble Returns: Number-Yds-TD	0-0-0	1-2-0
Possession Time	35:08	24:52
Third-Down Conversions	3 of 9	7 of 14
Fourth-Down Conversions	1 of 3	0 of 2
Red-Zone Scores-Chances	3-4	2-2
Sacks By: Number-Yards	0-0	1-7
PAT Kicks	1-2	2-2
Field Goals	1-2	1-1
Points off turnovers	0	3



## 1895 (0-2)

<b>0-0 H • 0-2 A • 0-0 N</b>		<b>W.M. Matthews</b>	
11/16	at Union	0-21	L
12/7	at Memphis Athletic Club	0-16	L

## 1896 (0-4)

<b>0-1 H • 0-3 A • 0-0 N</b>		<b>J.B. Hildebrand</b>	
10/10	UNION	0-8	L
10/24	at Alabama	0-20	L
11/20	at LSU [Fri.]	0-52	L
11/21	at New Orleans Athletic Club	0-55	L

## 1901 (2-2-1)

<b>1-0 H • 1-2-1 A • 0-0 N</b>		<b>L.B. Harvey</b>	
10/26	at Christian Brothers	0-0	T
10/28	OLE MISS [Mon.]	17-0	W
11/2	at Meridian Athletic Club	11-5	W
11/19	at Tulane [Tue.]	6-24	L
11/26	at Alabama [Tue.]	0-45	L

## 1902 (1-4-1)

<b>0-3 H • 1-1-1 A • 0-0 N</b>		<b>L. Gwinn</b>	
10/17	CUMBERLAND [Fri.]	6-15	L
10/25	OLE MISS	0-21	L
11/1	at Tulane	11-11	T
11/8	at Alabama	0-27	L
11/15	at Howard	26-0	W
11/27	LSU [Thu.]	0-6	L

## 1903 (3-0-2)

<b>1-0 H • 1-0-2 A • 1-0 N</b>		<b>Dan Martin</b>	
10/16	Alabama (@ Columbus) [Fri.]	11-0	W
10/24	at Meridian Athletic Club	43-0	W
11/7	LSU	11-0	W
11/14	at Ole Miss	6-6	T
12/5	at Tulane	0-0	T

## 1904 (2-5)

<b>2-1 H • 0-1 A • 0-3 N</b>		<b>Dan Martin</b>	
10/1	Vanderbilt (@ Columbus)	0-30	L
10/15	Alabama (@ Columbus)	0-6	L
10/22	Ole Miss (@ Columbus)	5-17	L
10/29	at Tulane	0-10	L
11/11	TENNESSEE MED. COLL. [Fri.]	59-0	W
11/18	CUMBERLAND [Fri.]	5-27	L
11/25	LOUISIANA TECH [Fri.]	32-5	W

## 1905 (3-4)

<b>1-1 H • 1-2 A • 1-1 N</b>		<b>Dan Martin</b>	
10/14	at Alabama	0-34	L
10/20	at Marion [Ala.] Mlt. Inst. [Fri.]	38-0	W
10/27	Auburn (@ Columbus) [Fri.]	0-18	L
11/11	HOWARD	44-0	W
11/18	CUMBERLAND	5-27	L
11/30	Ole Miss (@ Jackson) [Thu.]	11-0	W
12/2	at LSU	0-15	L

## 1906 (2-2-1)

<b>2-1 H • 0-0 A • 0-1-1 N</b>		<b>Dan Martin</b>	
9/29	HOWARD	30-0	W
10/13	MARION [Ala.] MILITARY INST.	62-0	W
10/26	LSU (@ Columbus) [Fri.]	0-0	T
11/3	ALABAMA	4-16	L
11/25	Ole Miss (@ Jackson) [Sun.]	5-29	L

## 1907 (6-3)

<b>3-0 H • 1-2 A • 2-1 N</b>		<b>Fred Furman</b>	
10/2	SOUTHWESTERN [Wed.]	7-0	W
10/10	at Sewanee [Thu.]	0-38	L
10/12	at Howard	12-5	W
10/19	UNION	80-0	W
10/24	Mercer (@ Columbus) [Thu.]	75-0	W
10/30	DRURY COLLEGE [Wed.]	6-0	W
11/9	at LSU	11-23	L
11/16	Tennessee (@ Memphis)	4-11	L
11/28	Ole Miss (@ Jackson) [Thu.]	15-0	W

## 1908 (3-4)

<b>2-0 H • 0-3 A • 1-1 N</b>		<b>Fred Furman</b>	
10/10	LOUISIANA TECH	47-0	W
10/17	at Georgia Tech	0-23	L
10/23	LOUISIANA-LAFAYETTE (@ Columbus) [Fri.]	5-6	L
10/31	TRANSYLVANIA	12-5	W
11/7	at LSU	0-50	L
11/14	at Tulane	0-23	L
11/20	Ole Miss (@ Jackson) [Fri.]	44-6	W

## 1909 (5-4)

<b>3-0 H • 0-3 A • 2-1 N</b>		<b>W.D. Chadwick</b>	
10/2	BIRMINGHAM-SOUTHERN	21-0	W
10/9	CUMBERLAND	34-6	W
10/16	at LSU	0-15	L
10/22	Southwestern (@ Columbus) [Fri.]	31-0	W
10/30	at Tulane	0-2	L
11/2	Union (@ Columbus) [Tue.]	25-0	W
11/8	at Howard [Mon.]	0-6	L
11/13	CHATTANOOGA	37-6	W
11/25	Ole Miss (@ Jackson) [Thu.]	5-9	L

## 1910 (7-2)

<b>5-0 H • 1-1 A • 1-1 N</b>		<b>W.D. Chadwick</b>	
10/1	MISSISSIPPI COLLEGE	24-0	W
10/8	at Auburn	0-6	L
10/15	MEMPHIS	6-0	W
10/21	LSU (@ Columbus) [Fri.]	3-0	W
10/31	TENNESSEE [Mon.]	48-0	W
11/5	at Tulane	10-0	W
11/12	BIRMINGHAM-SOUTHERN	46-0	W
11/18	HOWARD [Fri.]	82-0	W
11/24	Ole Miss (@ Jackson) [Thu.]	0-30	L

## 1911 (7-2-1)

<b>4-1 H • 1-0 A • 2-1-1 N</b>		<b>W.D. Chadwick</b>	
9/29	MISSISSIPPI COLLEGE [Fri.]	27-6	W
10/7	SOUTHWESTERN	30-0	W
10/14	HOWARD [Fri.]	48-0	W
10/20	Alabama (@ Columbus) [Fri.]	6-6	T
10/27	Auburn (@ Birmingham) [Fri.]	5-11	L
11/3	BIRMINGHAM-SOUTHERN [Fri.]	62-0	W
11/11	LSU (@ Gulfport)	6-0	W
11/20	TULANE [Mon.]	4-5	L
11/30	Ole Miss (@ Jackson) [Thu.]	6-0	W
1/1	at Havana [Cuba] AC [Mon.]	12-0	W

## 1912 (4-3)

<b>2-0 H • 1-1 A • 1-2 N</b>		<b>W.D. Chadwick</b>	
10/4	MISSISSIPPI COLLEGE [Fri.]	19-0	W
10/12	TENNESSEE MED. COLLEGE	32-0	W
10/18	Alabama (@ Aberdeen) [Fri.]	7-0	W
10/26	Auburn (@ Birmingham, Ala.)	0-7	L
11/2	at LSU	7-0	W
11/9	at Tulane	24-27	L
11/28	Texas A&M (@ Houston) [Thu.]	7-41	L

## 1913 (6-1-1)

<b>3-0-1 H • 1-0 A • 2-1 N</b>		<b>W.D. Chadwick</b>	
10/4	HOWARD	66-0	W
10/10	MISSISSIPPI COLLEGE [Fri.]	1-0	W
10/17	Transylvania (@ Columbus) [Fri.]	31-0	W
10/25	Auburn (@ Birmingham)	0-34	L
11/1	at Texas A&M	6-0	W
11/8	TULANE	32-0	W
11/15	LSU	0-0	T
11/27	Alabama (@ Birmingham) [Thu.]	7-0	W

## 1914 (6-2)

<b>3-0 H • 1-1 A • 2-1 N</b>		<b>E.C. Hayes</b>	
10/3	MARION [Ala.] MILITARY INST.	54-0	W
10/10	CUMBERLAND	77-0	W
10/17	at Kentucky	13-19	L
10/24	Auburn (@ Birmingham)	0-19	L
10/31	at Georgia	9-0	W
11/7	MERCER	66-0	W
11/14	Tulane (@ Jackson)	61-0	W
11/26	Alabama (@ Birmingham) [Thu.]	9-0	W

## 1915 (5-2-1)

<b>1-0-1 H • 1-1 A • 3-1 N</b>		<b>E.C. Hayes</b>	
10/2	Mississippi College (@ Jackson)	12-0	W
10/9	TRANSYLVANIA	0-0	T
10/16	KENTUCKY	12-0	W
10/23	Auburn (@ Birmingham, Ala.)	0-26	L
10/30	at LSU	0-10	L
11/6	Ole Miss (@ Tupelo)	65-0	W
11/13	at Tennessee	14-0	W
11/25	Texas A&M (@ Dallas) [Thu.]	7-0	W

## 1916 (4-4-1)

<b>1-1 H • 1-1-1 A • 2-2 N</b>		<b>E.C. Hayes</b>	
10/6	Miss. Coll. (@ Aberdeen) [Fri.]	6-13	L
10/14	at Chattanooga	33-0	W
10/21	TRANSYLVANIA	13-0	W
10/27	Auburn (@ Birmingham) [Fri.]	3-7	L
11/3	Ole Miss (@ Tupelo) [Fri.]	36-0	W
11/11	LSU	3-13	L
11/18	at Kentucky	3-13	L
11/20	at Maryville College [Mon.]	7-7	T
11/30	Arkansas (@ Memphis) [Thu.]	20-7	W

## 1917 (6-1)

<b>3-0 H • 1-0 A • 2-1 N</b>		<b>Sid Robinson</b>	
10/5	MARION [Ala.] MLT. INST. [Fri.]	18-6	W
10/13	MISSISSIPPI COLLEGE	68-0	W
10/27	Auburn (@ Birmingham)	6-13	L
11/3	Ole Miss (@ Tupelo)	41-14	W
11/10	KENTUCKY	14-0	W
11/17	at LSU	9-0	W
11/29	Haskell Inst. (@ Memphis) [Thu.]	7-6	W

## 1918 (3-2)

<b>2-2 H • 1-0 A • 0-0 N</b>		<b>Sid Robinson</b>	
11/2	PAYNE FIELD [Miss.]	6-7	L
11/9	CAMP SHELBY [Miss.]	12-0	W
11/16	PARK FIELD [Tenn.]	0-6	L
11/28	OLE MISS [Thu.]	34-0	W
12/7	at Ole Miss	13-0	W

## 1919 (6-2)

<b>4-0 H • 1-0 A • 1-2 N</b>		<b>Sid Robinson</b>	
10/4	SPRING HILL [Ala.] COLLEGE	12-6	W
10/11	MISSISSIPPI COLLEGE	56-7	W
10/18	at Tennessee	6-0	W
10/25	HOWARD	39-0	W
11/1	LSU	6-0	W
11/8	Ole Miss (@ Clarksdale)	33-0	W
11/15	Auburn (@ Birmingham)	0-7	L
11/27	Alabama (@ Birmingham) [Thu.]	6-14	L

## 1920 (5-3)

3-0 H • 1-2 A • 1-1 N	Fred Holtkamp
10/2 MISSISSIPPI COLLEGE	27-0 W
10/9 at Indiana	0-24 L
10/16 SOUTHERN MLT. ACADEMY	33-0 W
10/23 at LSU	12-7 W
10/30 TENNESSEE	13-7 W
11/6 Ole Miss (@ Greenwood)	20-0 W
11/13 at Tulane	0-6 L
11/25 Alabama (@ Birmingham) [Thu.]	7-24 L

## 1921 (4-4-1)

2-1 H • 0-2 A • 2-1-1 N	Fred Holtkamp
10/1 BIRMINGHAM-SOUTHERN	20-7 W
10/8 OUACHITA	21-6 W
10/15 Miss. College (@ Jackson)	14-13 W
10/22 at Tulane	0-7 L
10/29 Ole Miss (@ Greenwood)	21-0 W
11/5 Tennessee (@ Memphis)	7-14 L
11/11 at Texas [Fri.]	7-54 L
11/24 Alabama (@ Birmingham) [Thu.]	7-7 T
12/3 LSU	14-17 L

## 1922 (3-4-2)

1-1-2 H • 1-1 A • 1-2 N	C.R. "Dudy" Noble
10/7 BIRMINGHAM-SOUTHERN	14-0 W
10/14 HOWARD	0-0 T
10/21 Ole Miss (@ Jackson)	19-13 W
10/28 at Tulane	0-26 L
11/4 OUACHITA	7-7 T
11/11 Tennessee (@ Memphis)	3-31 L
11/18 at LSU	7-0 W
11/25 DRAKE	6-48 L
11/30 Alabama (@ Birmingham) [Thu.]	0-59 L

## 1923 (5-2-2)

4-0 H • 0-0-1 A • 1-2-1 N	Earl Able
10/6 MILLSAPS COLLEGE	28-6 W
10/13 OUACHITA	6-0 W
10/20 Ole Miss (@ Jackson)	13-6 W
10/27 Tennessee (@ Memphis)	3-7 L
11/3 at Vanderbilt	0-0 T
11/10 UNION	6-0 W
11/17 Illinois (@ Urbana, Ill.)	0-27 L
11/24 Florida (@ Jacksonville)	13-13 T
12/1 LSU	14-7 W

## 1924 (5-4)

2-1 H • 1-2 A • 2-1 N	Earl Able
10/4 MILLSAPS COLLEGE	28-6 W
10/11 OUACHITA	0-12 L
10/18 Ole Miss (@ Jackson)	20-0 W
10/25 Tennessee (@ Memphis)	7-2 W
11/1 at Tulane	14-6 W
11/8 at Vanderbilt	0-18 L
11/15 MISSISSIPPI COLLEGE	7-6 W
11/22 Florida (@ Montgomery)	0-27 L
11/27 at Washington [St. Louis] [Thu.]	6-12 L

## 1925 (3-4-1)

2-0-1 H • 0-3 A • 1-1 N	Bernie Bierman
10/3 MILLSAPS COLLEGE	34-0 W
10/10 OUACHITA	3-3 T
10/17 at Tulane	3-25 L
10/24 Ole Miss (@ Jackson)	6-0 W
10/31 at Alabama	0-6 L
11/7 MISSISSIPPI COLLEGE	46-0 W
11/14 at Tennessee	9-14 L
11/21 Florida (@ Tampa)	0-12 L

## 1926 (5-4)

2-2 H • 2-1 A • 1-1 N	Bernie Bierman
9/25 at Birmingham-Southern	19-7 W
10/2 MISSISSIPPI COLLEGE	41-0 W
10/9 Alabama (@ Meridian)	7-26 L
10/16 MILLSAPS COLLEGE	34-0 W
10/23 LSU (@ Jackson)	7-6 W
10/30 TENNESSEE	0-33 L
11/6 at Tulane	14-0 W
11/13 at Indiana	6-19 L
11/25 OLE MISS [Thu.]	6-7 L

## 1927 (5-3)

3-0 H • 1-2 A • 1-1 N	J.W. Hancock
10/1 BIRMINGHAM-SOUTHERN	27-0 W
10/8 LOUISIANA TECH	14-0 W
10/15 at Tulane	13-6 W
10/22 LSU (@ Jackson)	7-9 L
10/29 at Alabama	7-13 L
11/12 Auburn (@ Birmingham)	7-0 W
11/18 MILLSAPS COLLEGE [Fri.]	6-0 W
11/25 at Ole Miss [Fri.]	12-20 L

## 1928 (2-4-2)

1-2-1 H • 0-0-1 A • 1-2 N	J.W. Hancock
9/29 OUACHITA	20-6 W
10/6 Tulane (@ Jackson)	6-51 L
10/13 ALABAMA	0-46 L
10/21 LSU (@ Jackson) [Sun.]	0-31 L
11/3 at Michigan State	6-6 T
11/10 CENTENARY	6-6 T
11/17 Auburn (@ Birmingham)	13-0 W
11/29 OLE MISS [Thu.]	19-20 L

## 1929 (1-5-2)

1-1-1 H • 0-2-1 A • 0-2 N	J.W. Hancock
9/27 HENDERSON-BROWN [Fri.]	0-7 L
10/5 at Georgia Tech	13-27 L
10/12 at Tulane	0-34 L
10/19 LSU (@ Jackson)	6-31 L
11/2 MISSISSIPPI COLLEGE	6-0 W
11/9 Michigan State (@ Jackson)	19-33 L
11/16 MILLSAPS COLLEGE	0-0 T
11/28 at Ole Miss [Thu.]	7-7 T

## 1930 (2-7)

0-4 H • 0-2 A • 2-1 N	Chris Cagle
9/27 SOUTHWESTERN	0-14 L
10/4 Mississippi College (@ Jackson)	12-13 L
10/11 MILLSAPS COLLEGE	13-19 L
10/18 LSU (@ Jackson)	8-6 W
10/25 at North Carolina State	0-14 L
11/1 at Tulane	0-53 L
11/8 HENDERSON STATE	7-25 L
11/15 Auburn (@ Birmingham, Ala.)	7-6 W
11/27 OLE MISS [Thu.]	0-20 L

## 1931 (2-6)

1-2 H • 1-3 A • 0-1 N	Ray Dauber
9/26 at Millsaps College	10-7 W
10/3 MISSISSIPPI COLLEGE	2-6 L
10/10 Alabama (@ Meridian)	0-53 L
10/17 at LSU	0-31 L
10/31 at Tulane	7-59 L
11/7 NORTH CAROLINA STATE	0-6 L
11/14 SOUTHWESTERN	14-0 W
11/26 at Ole Miss [Thu.]	14-25 L

## 1932 (3-5)

2-1 H • 0-2 A • 1-2 N	Ray Dauber
10/1 Alabama (@ Montgomery)	0-53 L
10/8 Miss. College (@ Jackson)	18-7 W
10/15 LSU (@ Monroe, La.)	0-24 L
10/22 MILLSAPS COLLEGE	9-8 W
10/27 at Indiana [Thu.]	0-19 L
11/5 at Tennessee	0-31 L
11/12 SOUTHWESTERN	6-0 W
11/24 OLE MISS [Thu.]	0-13 L

## 1933 (3-6-1, 1-5-1 SEC)

3-0 H • 0-5-1 A • 0-1 N	Ross McKechnie
9/30 MILLSAPS COLLEGE	12-0 W
10/7 * at Tennessee	0-20 L
10/14 * at Alabama	0-18 L
10/21 * at Vanderbilt	7-7 T
10/27 at Southwestern [Fri.]	0-6 L
11/4 MISSISSIPPI COLLEGE	18-0 W
11/11 * at Tulane	0-33 L
11/18 * SEWANEE	26-13 W
11/25 * LSU (@ Monroe, LA)	6-21 L
12/2 * at Ole Miss	0-31 L

## 1934 (4-6, 0-5 SEC)

1-1 H • 3-4 A • 0-1 N	Ross McKechnie
9/21 at Howard [Fri.]	13-7 W
9/29 * at Vanderbilt	0-7 L
10/5 MILLSAPS COLLEGE [Fri.]	6-7 L
10/13 * at Alabama	0-41 L
10/20 at Southwestern	21-6 W
10/26 MISSISSIPPI COLLEGE [Fri.]	13-6 W
11/3 * at LSU	3-25 L
11/10 * at Tennessee	0-14 L
11/17 at Loyola [New Orleans]	20-6 W
12/1 * Ole Miss (@ Jackson)	3-7 L

## 1935 (8-3, 2-3 SEC)

3-0 H • 5-3 A • 0-0 N	Ralph Sasse
9/20 HOWARD [Fri.]	19-6 W
9/28 * at Vanderbilt	9-14 L
10/4 MILLSAPS COLLEGE [Fri.]	45-0 W
10/12 * at Alabama	20-7 W
10/18 at Loyola [New Orleans] [Fri.]	6-0 W
10/26 at Xavier [Ohio]	7-0 W
11/2 at Army	13-7 W
11/9 * at LSU	13-28 L
11/15 Southern Miss [Fri.]	27-0 W
11/23 * SEWANEE	25-0 W
11/30 * at Ole Miss	6-14 L

## 1936 (7-3-1, 3-2 SEC)

4-0 H • 1-2 A • 2-1-1 N	Ralph Sasse
9/26 MILLSAPS COLLEGE	20-0 W
10/3 HOWARD	35-0 W
10/10 * at Alabama	0-7 L
10/17 Loyola [N.O.] (@ Meridian)	32-0 W
10/24 TCU (@ Dallas)	0-0 T
10/31 * Sewanee (@ Jackson)	68-0 W
11/7 * at LSU	0-12 L
11/21 * OLE MISS	26-6 W
11/28 MERCER	32-0 W
12/5 * at Florida	7-0 W

## ORANGE BOWL (@ MIAMI, FLA.)

1/1 Duquesne [Fri.]	12-13 L
---------------------	---------

## 1937 (5-4-1, 3-2 SEC)

4-1 H • 1-1-1 A • 0-2 N	Ralph Sasse
9/25 DELTA STATE	39-0 W
10/2 HOWARD	38-0 W
10/9 Texas A&M (@ Tyler, Texas)	0-14 L
10/16 * Auburn (@ Birmingham)	7-33 L
10/23 * FLORIDA (HC)	14-13 W
10/30 at Centenary	0-0 T
11/6 * at LSU	0-41 L
11/12 * SEWANEE [Fri.]	12-0 W
11/30 * at Ole Miss [Tue.]	9-7 W
12/4 DUQUESNE	0-9 L

## 1938 (4-6, 1-4 SEC)

3-1 H • 1-3 A • 0-2 N	Spike Nelson
9/25 HOWARD [Sun.]	19-0 W
10/1 * FLORIDA (HC)	22-0 W
10/8 LOUISIANA TECH	48-0 W
10/14 * Auburn (@ Montgomery) [Fri.]	6-20 L
10/21 at Duquesne [Fri.]	12-7 W
10/29 * at Tulane	0-27 L
11/5 * at LSU	7-32 L
11/12 Centenary (@ Meridian)	0-19 L
11/19 at Southwestern	3-7 L
11/26 * OLE MISS	6-19 L

## 1939 (8-2, 3-2 SEC)

4-0 H • 3-1 A • 1-1 N	Allyn McKeen
9/23 HOWARD	45-0 W
9/30 Arkansas (@ Memphis)	19-0 W
10/7 * at Florida	14-0 W
10/14 * Auburn (@ Birmingham, Ala.)	0-7 L
10/21 SOUTHWESTERN	37-0 W
10/28 * at Alabama	0-7 L
11/4 BIRMINGHAM-SOUTHERN (HC)	28-0 W
11/11 * at LSU	15-12 W
11/18 MILLSAPS COLLEGE	40-0 W
11/25 * at Ole Miss	18-6 W

## 1940 (10-0-1, 4-0-1 SEC)

Final Rank: #9 AP	
4-0 H • 5-0 A • 1-0-1 N	Allyn McKeen
9/28 * at Florida	27-7 W
10/5 LOUISIANA-LAFAYETTE	20-0 W
10/12 * Auburn (@ Birmingham)	7-7 T
10/19 HOWARD (HC)	40-7 W
10/26 at North Carolina State	26-10 W
11/2 at Southwestern (#20-NR)	13-0 W
11/9 * at LSU (#19-NR)	22-7 W
11/16 MILLSAPS (#15-NR)	46-13 W
11/23 * OLE MISS (#16-#11)	19-0 W
11/30 * at Alabama (#11-NR)	13-0 W
ORANGE BOWL (@ MIAMI, FLA.)	
1/1 Georgetown (#9-#13) [Wed.]	14-7 W

## 1941 (8-1-1, 4-0-1 SEC)

Final Rank: #16 AP	
SEC CHAMPIONS	
3-0 H • 4-1-1 A • 1-0 N	Allyn McKeen
9/27 * FLORIDA	6-0 W
10/4 * at Alabama (#19-NR)	14-0 W
10/11 * at LSU	0-0 T
10/25 UNION (HC)	56-7 W
11/1 at Southwestern (#17-NR)	20-6 W
11/8 * Auburn (@ Birmingham) (#16-NR)	14-7 W
11/15 at Duquesne (#13-#10)	0-16 L
11/22 MILLSAPS COLLEGE	49-6 W
11/29 * at Ole Miss (NR-#14)	6-0 W
12/6 at San Francisco (#16-NR)	26-13 W

## 1942 (8-2, 5-2 SEC)

Final Rank: #18 AP	
3-0 H • 3-2 A • 2-0 N	Allyn McKeen
9/26 UNION	35-2 W
10/3 * at Alabama	6-21 L
10/10 * at LSU	6-16 L
10/17 * at Vanderbilt (NR-#12)	33-0 W
10/24 * at Florida (#16-NR)	26-12 W
10/31 * Auburn (@ Birmingham, Ala.)	6-0 W
11/7 * at Tulane	7-0 W
11/14 DUQUESNE (HC)	28-6 W
11/28 * OLE MISS (#16-NR)	34-13 W
12/5 San Francisco (@ Memphis) (#18-NR)	19-7 W

## 1943 No Team (World War II)

## 1944 (6-2, 3-2 SEC)

3-0 H • 1-2 A • 2-0 N	Allyn McKeen
9/30 JACKSON [Miss.] AFB	41-0 W
10/7 MILLSAPS COLLEGE	56-0 W
10/14 ARKANSAS A&M	49-20 W
10/21 * at LSU	13-6 W
11/4 * Kentucky (@ Memphis)	26-0 W
11/11 * Auburn (@ Birmingham) (#19-NR)	26-21 W
11/18 * at Alabama (#16-NR)	0-19 L
11/25 * at Ole Miss	8-13 L

## 1945 (6-3, 2-3 SEC)

3-1 H • 1-2 A • 2-0 N	Allyn McKeen
9/29 LOUISIANA-LAFAYETTE	31-0 W
10/6 * Auburn (@ Birmingham)	20-0 W
10/13 Detroit (@ Memphis) (#20-NR)	41-6 W
10/20 MAXWELL FIELD (#20-NR)	16-6 W
11/3 * at Tulane (#15-#17)	13-14 L
11/10 * at LSU (NR-#14)	27-20 W
11/17 NORTHWESTERN ST. (#16-NR)	54-0 W
11/24 * OLE MISS (#15-NR)	6-7 L
12/1 * at Alabama	13-55 L

## 1946 (8-2, 3-2 SEC)

3-0 H • 3-2 A • 2-0 N	Allyn McKeen
9/29 CHATTANOOGA [Sun.]	41-7 W
10/5 * at LSU	6-13 L
10/12 at Michigan State	6-0 W
10/19 San Francisco (@ Memphis)	48-20 W
10/26 * at Tulane	14-7 W
11/2 MURRAY STATE (HC)	69-0 W
11/9 * Auburn (@ Birmingham)	33-0 W
11/16 NORTHWESTERN [LA] STATE	27-0 W
11/23 * at Ole Miss	20-0 W
11/30 * at Alabama (#19-NR)	7-24 L

## 1947 (7-3, 2-2 SEC)

4-1 H • 2-2 A • 1-0 N	Allyn McKeen
9/26 CHATTANOOGA [Fri.]	19-0 W
10/4 at Michigan State	0-7 L
10/11 at San Francisco	21-14 W
10/18 DUQUESNE	34-0 W
10/25 HARDIN-SIMMONS (HC)	27-7 W
11/1 * at Tulane	20-0 W
11/8 * Auburn (@ Birmingham)	14-0 W
11/15 * at LSU	6-21 L
11/22 SOUTHERN MISS	14-7 W
11/29 * OLE MISS	14-33 L

## 1948 (4-4-1, 3-3 SEC)

1-2 H • 2-2 A • 1-0-1 N	Allyn McKeen
9/25 * at Tennessee	21-6 W
10/2 Baylor (@ Memphis)	7-7 T
10/9 CLEMSON	7-21 L
10/16 CINCINNATI (HC)	27-0 W
10/23 * ALABAMA	7-10 L
10/30 * at Tulane (NR-#19)	0-9 L
11/6 * Auburn (@ Birmingham)	20-0 W
11/13 * at LSU	7-0 W
11/27 * at Ole Miss	7-34 L

## 1949 (0-8-1, 0-6 SEC)

0-2 H • 0-6-1 A • 0-0 N	Slick Morton
9/24 * at Tennessee	0-10 L
10/1 BAYLOR (HC)	6-14 L
10/8 at Clemson	7-7 T
10/15 at Cincinnati	0-19 L
10/22 * at Alabama	6-35 L
10/29 * at Tulane	6-54 L
11/5 * at Auburn	6-25 L
11/12 * at LSU	7-34 L
11/26 * OLE MISS	0-26 L

## 1950 (4-5, 3-4 SEC)

3-1 H • 1-3 A • 0-1 N	Slick Morton
9/23 ARKANSAS STATE	67-0 W
9/30 * TENNESSEE	7-0 W
10/7 Baylor (@ Shreveport, LA)	7-14 L
10/14 * at Georgia	0-27 L
10/28 * at Alabama	7-14 L
11/4 * AUBURN	27-0 W
11/11 * KENTUCKY (HC) (NR-#4)	21-48 L
11/18 * at LSU	13-7 W
12/2 * at Ole Miss	20-27 L

## 1951 (4-5, 2-5 SEC)

2-2 H • 2-3 A • 0-0 N	Slick Morton
9/22 ARKANSAS STATE	32-0 W
9/29 * at Tennessee	0-14 L
10/6 * GEORGIA (NR-#13)	6-0 W
10/13 * at Kentucky	0-27 L
10/27 * ALABAMA (HC)	0-7 L
11/3 * at Tulane	10-7 W
11/10 at Memphis State	27-20 W
11/17 * at LSU	0-3 L
12/1 * OLE MISS	7-49 L

## 1952 (5-4, 3-4 SEC)

3-0 H • 2-3 A • 0-1 N	Murray Warmath
9/27 * Tennessee (@ Memphis)	7-14 L
10/4 ARKANSAS STATE	41-14 W
10/11 NORTH TEXAS STATE	14-0 W
10/18 * KENTUCKY (HC)	27-14 W
10/25 * at Alabama	19-42 L
11/1 * at Tulane	21-34 L
11/8 * at Auburn	49-34 W
11/15 * at LSU	33-14 W
11/29 * at Ole Miss	14-20 L

## 1953 (5-2-3, 3-1-3 SEC)

1-0-2 H • 4-1-1 A • 0-1 N	Murray Warmath
9/19 at Memphis	34-6 W
9/26 * at Tennessee	26-0 W
10/3 NORTH TEXAS STATE	21-6 W
10/10 * AUBURN (HC) (#13-NR)	21-21 T
10/17 * at Kentucky	13-32 L
10/24 * at Alabama	7-7 T
10/31 Texas Tech (@ Jackson)	20-27 L
11/7 * at Tulane	21-0 W
11/14 * at LSU	26-13 W
11/28 * OLE MISS	7-7 T

## 1954 (6-4, 3-3 SEC)

3-0 H • 3-3 A • 0-1 N	Darrell Royal
9/18 MEMPHIS	27-7 W
9/25 * Tennessee (@ Memphis)	7-19 L
10/2 ARKANSAS STATE	46-13 W
10/9 * at Tulane	14-0 W
10/15 at Miami [Fla.] [Fri.]	13-27 L
10/23 * at Alabama	12-7 W
10/30 * at Florida	0-7 L
11/6 NORTH TEXAS STATE (HC)	48-26 W
11/13 * at LSU	25-0 W
11/27 * at Ole Miss	0-14 L

## 1955 (6-4, 4-4 SEC)

3-1 H • 3-3 A • 0-0 N	Darrell Royal
9/17 * at Florida	14-20 L
9/24 * at Tennessee	13-7 W
10/1 MEMPHIS	33-0 W
10/8 * TULANE (HC)	14-0 W
10/15 * at Kentucky (NR-#20)	20-14 W
10/22 * at Alabama	26-7 W
10/29 NORTH TEXAS STATE	20-7 W
11/5 * at Auburn (#20-#14)	26-27 L
11/12 * at LSU	7-34 L
11/26 * OLE MISS	0-26 L

## 1956 (4-6, 2-5 SEC)

2-1 H • 2-5 A • 0-0 N	Wade Walker
9/22 * FLORIDA	0-26 L
9/29 at Houston	7-18 L
10/6 * at Georgia	19-7 W
10/13 TRINITY (HC)	18-6 W
10/20 ARKANSAS STATE	19-9 W
10/27 * at Alabama	12-13 L
11/3 * at Tulane	14-20 L
11/10 * at Auburn	20-27 L
11/17 * at LSU	32-13 W
12/1 * at Ole Miss	7-13 L

## 1957 (6-2-1, 4-2-1 SEC)

Final Rank: #14 AP	
2-0-1 H • 3-1 A • 1-1 N	Wade Walker
9/28 MEMPHIS	10-6 W
10/5 * at Tennessee	9-14 L
10/12 ARKANSAS STATE (HC)	47-13 W
10/19 * at Florida	29-20 W
10/26 * at Alabama	25-13 W
11/2 * Tulane (@ Jackson)	27-6 W
11/9 * Auburn (@ Birmingham) (#17-#3)	7-15 L
11/16 * at LSU	14-6 W
11/30 * OLE MISS	7-7 T

## 1958 (3-6, 1-6 SEC)

2-1 H • 1-3 A • 0-2 N	Wade Walker
9/27 * at Florida (#11-#18)	14-7 W
10/4 * Tennessee (@ Memphis)	8-13 L
10/11 MEMPHIS	28-6 W
10/18 ARKANSAS STATE	38-0 W
10/25 * ALABAMA (HC)	7-9 L
11/1 * at Kentucky	12-33 L
11/8 * at Auburn (NR-#5)	14-33 L
11/15 * LSU (@ Jackson)	6-7 L
11/29 * at Ole Miss	0-21 L



## 1959 (2-7, 0-7 SEC)

2-1 H • 0-4 A • 0-2 N		Wade Walker	
9/26	* at Florida (NR-#19)	13-14	L
10/3	* at Tennessee	6-22	L
10/10	ARKANSAS STATE	49-14	W
10/17	* Georgia (@ Atlanta)	0-15	L
10/24	MEMPHIS (HC)	28-23	W
10/31	* at Alabama	0-10	L
11/7	* Auburn (@ Birmingham) (NR-#8)	0-31	L
11/14	* at LSU	0-27	L
11/28	* OLE MISS	0-42	L

## 1960 (2-6-1, 0-5-1 SEC)

2-2 H • 0-4 A • 0-0-1 N		Wade Walker	
9/24	HOUSTON	10-14	L
10/1	* Tennessee (@ Memphis)	0-0	T
10/8	ARKANSAS STATE	29-9	W
10/15	* at Georgia	17-20	L
10/22	MEMPHIS	21-0	W
10/29	* ALABAMA (HC)	0-7	L
11/5	* at Auburn	12-27	L
11/12	* at LSU	3-7	L
11/26	* at Ole Miss	9-35	L

## 1961 (5-5, 1-5 SEC)

1-1 H • 2-3 A • 2-1 N		Wade Walker	
9/23	Texas Tech (@ Jackson)	6-0	W
9/30	at Houston	10-7	W
10/7	* at Tennessee	3-17	L
10/14	ARKANSAS STATE (HC)	38-0	W
10/21	* Georgia (@ Atlanta)	7-10	L
10/28	at Memphis	23-16	W
11/4	* at Alabama (NR-#4)	0-24	L
11/11	* Auburn (@ Birmingham)	11-10	W
11/18	* at LSU	6-14	L
12/2	* OLE MISS	7-37	L

## 1962 (3-6, 2-5 SEC)

0-2 H • 2-2 A • 1-2 N		Paul Davis	
9/22	* Florida (@ Jackson)	9-19	L
10/6	* Tennessee (@ Memphis)	7-6	W
10/12	* at Tulane [Fri.]	35-6	W
10/20	at Houston	9-3	W
10/27	MEMPHIS	7-28	L
11/3	* ALABAMA (HC) (NR-#2)	0-20	L
11/10	* at Auburn	3-9	L
11/17	* LSU (@ Jackson)	0-28	L
12/1	* at Ole Miss	6-13	L

## 1963 (7-2-2, 4-1-2 SEC)

2-0-1 H • 1-2-1 A • 4-0 N		Paul Davis	
9/21	HOWARD	43-0	W
9/28	* at Florida	9-9	T
10/5	* at Tennessee	7-0	W
10/12	* Tulane (@ Jackson)	31-10	W
10/19	HOUSTON (HC)	20-0	W
10/26	at Memphis	10-17	L
11/2	* at Alabama (NR-#7)	19-20	L
11/9	* Auburn (@ Jackson)	13-10	W
11/16	* LSU (@ Jackson)	7-6	W
11/30	* OLE MISS	10-10	T

## LIBERTY BOWL (@ PHILADELPHIA, PA.)

12/21	North Carolina State	16-12	W
-------	----------------------	-------	---

## 1964 (4-6, 2-5 SEC)

3-0 H • 1-3 A • 0-3 N		Paul Davis	
9/19	at Texas Tech	7-21	L
9/26	* Florida (@ Jackson)	13-16	L
10/3	* Tennessee (@ Memphis)	13-14	L
10/10	* TULANE (HC)	17-6	W
10/17	SOUTHERN MISS	48-7	W
10/24	HOUSTON	18-13	W
10/31	* Alabama (@ Jackson) (NR-#3)	6-23	L
11/7	* at Auburn	3-12	L
11/14	* at LSU	10-14	L
12/5	* at Ole Miss	20-17	W

## 1965 (4-6, 1-5 SEC)

2-1 H • 2-3 A • 0-2 N		Paul Davis	
9/18	at Houston	36-0	W
9/25	* at Florida (NR-#8)	18-13	W
10/2	TAMPA	48-7	W
10/9	SOUTHERN MISS (HC)	27-9	W
10/16	at Memphis	13-33	L
10/22	* at Tulane [Fri.]	15-17	L
10/30	* Alabama (@ Jackson)	7-10	L
11/6	* Auburn (@ Birmingham)	18-25	L
11/13	* at LSU	20-37	L
11/27	* OLE MISS	0-21	L

## 1966 (2-8, 0-6 SEC)

2-0 H • 0-6 A • 0-2 N		Paul Davis	
9/17	* Georgia (@ Jackson)	17-20	L
9/24	* at Florida	7-28	L
10/1	RICHMOND	20-0	W
10/8	SOUTHERN MISS (HC)	10-9	W
10/15	at Houston	0-28	L
10/22	at Florida State	0-10	L
10/29	* at Alabama (NR-#4)	14-27	L
11/5	* Auburn (@ Jackson)	0-13	L
11/12	* at LSU	7-17	L
11/26	* at Ole Miss	0-24	L

## 1967 (1-9, 0-6 SEC)

0-3 H • 1-5 A • 0-1 N		Charley Shira	
9/23	* at Georgia (NR-#7)	0-30	L
9/30	* Florida (@ Jackson)	7-24	L
10/7	at Texas Tech	7-3	W
10/14	SOUTHERN MISS	14-21	L
10/21	HOUSTON (HC)	6-43	L
10/28	at Florida State	12-24	L
11/4	* at Alabama	0-13	L
11/11	* at Auburn	0-36	L
11/18	* at LSU	0-55	L
12/2	* OLE MISS	3-10	L

## 1968 (0-8-2, 0-4-2 SEC)

0-3 H • 0-4-1 A • 0-1-1 N		Charley Shira	
9/21	LOUISIANA TECH	13-20	L
9/28	* Auburn (@ Jackson)	0-26	L
10/5	* at Florida (NR-#4)	14-31	L
10/12	SOUTHERN MISS (HC)	14-47	L
10/19	* Texas Tech (@ Jackson)	28-28	T
10/26	at Tampa	17-24	L
11/2	* at Alabama	13-20	L
11/9	FLORIDA STATE	14-27	L
11/16	* at LSU	16-20	L
11/30	* at Ole Miss	17-17	T

(Note: Texas Tech was an appointed conference game for State)

## 1969 (3-7, 0-5 SEC)

2-1 H • 1-4 A • 0-2 N		Charley Shira	
9/20	RICHMOND	17-14	W
9/27	* Florida (@ Jackson) (NR-#12)	35-47	L
10/4	at Houston	0-74	L
10/11	SOUTHERN MISS (HC)	34-20	W
10/18	at Texas Tech	30-26	W
10/25	at Florida State	17-20	L
11/1	* Alabama (@ Jackson)	19-23	L
11/8	* at Auburn (NR-#11)	13-52	L
11/15	* at LSU	6-61	L
11/27	* OLE MISS [Thu.]	22-48	L

## 1970 (6-5, 3-4 SEC)

1-1 H • 1-3 A • 4-1 N		Charley Shira	
9/12	Oklahoma State (@ Jackson)	14-13	W
9/19	* at Florida (NR-#14)	13-34	L
9/26	* Vanderbilt (@ Memphis)	20-6	W
10/3	* Georgia (@ Jackson)	7-6	W
10/10	HOUSTON	14-31	L
10/17	Texas Tech (@ Jackson)	20-16	W
10/24	SOUTHERN MISS (HC)	51-15	W
10/31	* at Alabama	6-35	L
11/7	* Auburn (@ Birmingham) (NR-#10)	0-56	L
11/14	* at LSU	7-38	L
11/21	* at Ole Miss	19-14	W

## 1971 (2-9, 1-7 SEC)

1-2 H • 0-4 A • 1-3 N		Charley Shira	
9/11	at Oklahoma State	7-26	L
9/18	* Florida (@ Jackson)	13-10	W
9/25	* VANDERBILT	19-49	L
10/2	* at Georgia (NR-#11)	7-35	L
10/9	at Florida State	9-27	L
10/16	LAMAR (HC)	24-7	W
10/23	* Tennessee (@ Memphis)	7-10	L
10/30	* Alabama (@ Jackson) (NR-#4)	10-41	L
11/6	* at Auburn (NR-#5)	21-30	L
11/13	* LSU (@ Jackson)	3-28	L
11/25	* OLE MISS [Thu.]	0-48	L

## 1972 (4-7, 1-6 SEC)

3-0 H • 1-5 A • 0-2 N		Charley Shira	
9/9	* Auburn (@ Jackson)	3-14	L
9/16	NORTHEAST LOUISIANA	42-7	W
9/23	* at Vanderbilt	10-6	W
9/30	* at Florida	13-28	L
10/7	* at Kentucky	13-17	L
10/14	Florida State (@ Jackson)	21-25	L
10/21	SOUTHERN MISS	26-7	W
10/28	HOUSTON (HC)	27-13	W
11/4	* at Alabama (NR-#2)	14-58	L
11/18	* at LSU	14-28	L
11/25	* at Ole Miss	14-51	L

## 1973 (4-5-2, 2-5 SEC)

1-0-2 H • 2-2 A • 1-3 N		Bob Tyler	
9/15	NORTHEAST LOUISIANA	21-21	T
9/22	* VANDERBILT	52-21	W
9/29	* Florida (@ Jackson) (NR-#16)	33-12	W
10/6	* Kentucky (@ Jackson)	14-42	L
10/13	at Florida State	37-12	W
10/20	at Louisville	18-7	W
10/27	SOUTHERN MISS (HC)	10-10	T
11/3	* Alabama (@ Jackson) (NR-#2)	0-35	L
11/10	* at Auburn	17-31	L
11/17	* at LSU	7-26	L
11/24	* Ole Miss (@ Jackson)	10-38	L

## 1974 (9-3, 3-3 SEC)

2-0 H • 2-2 A • 5-1 N		Final Rank: #17 AP/#17 UPI Bob Tyler	
9/7	William & Mary (@ Jackson)	49-7	W
9/21	* Georgia (@ Jackson)	38-14	W
9/28	* at Florida	13-29	L
10/5	KANSAS STATE	21-16	W
10/12	at Lamar	37-21	W
10/19	at Memphis	29-28	W
10/26	LOUISVILLE (HC)	56-7	W
11/2	* at Alabama (#17-#4)	0-35	L
11/9	* Auburn (@ Jackson) (NR-#10)	20-24	L
11/16	* LSU (@ Jackson)	7-6	W
11/23	* Ole Miss (@ Jackson)	31-13	W

## SUN BOWL (@ EL PASO, TEXAS)

12/28	North Carolina	26-24	W
-------	----------------	-------	---

## 1975 (\$2-9, 0-6 SEC)

1-1 H • 1-5 A • 0-3 N		Bob Tyler	
9/6	at Memphis	17-7	W
9/20	* at Georgia	6-28	L
9/27	* Florida (@ Jackson) (NR-#19)	10-27	L
10/4	\$ SOUTHERN MISS	7-3	W
10/11	\$ at Rice	28-14	W
10/18	NORTH TEXAS STATE (HC)	15-12	W
10/25	\$ at Louisville	28-14	W
11/1	* Alabama (@ Jackson) (NR-#6)	10-21	L
11/8	*\$ at Auburn	21-21	T
11/15	*\$ at LSU	16-6	W
11/22	* Ole Miss (@ Jackson)	7-13	L

## 1976 (\$0-11, 0-6 SEC)

Final Rank: #20 AP

0-3 H • 0-4 A • 0-4 N		Bob Tyler	
9/4	\$ NORTH TEXAS STATE	7-0	W
9/18	\$ LOUISVILLE	30-21	W
9/25	* at Florida	30-34	L
10/2	\$ CAL POLY POMONA (HC)	38-0	W
10/9	*\$ Kentucky (@ Jackson)	14-7	W
10/16	\$ at Memphis	42-33	W
10/23	\$ at Southern Miss	14-6	W
10/30	* at Alabama (#18-#17)	17-34	L
11/6	*\$ Auburn (@ Jackson)	28-19	W
11/13	*\$ LSU (@ Jackson)	21-13	W
11/20	*\$ Ole Miss (@ Jackson)	28-11	W

## 1977 (\$0-11, 0-6 SEC)

0-2 H • 0-6 A • 0-3 N		Bob Tyler	
9/3	\$ NORTH TEXAS STATE	17-15	W
9/10	\$ at Washington	27-18	W
9/24	* Florida (@ Jackson) (#12-#13)	22-24	L
10/1	\$ at Kansas State	24-21	W
10/8	* at Kentucky (NR-#16)	7-23	L
10/15	\$ at Memphis	13-21	L
10/22	SOUTHERN MISS (HC)	7-14	L
10/29	* Alabama (@ Jackson) (NR-#2)	7-37	L
11/5	*\$ at Auburn	27-13	W
11/12	* at LSU	24-27	L
11/19	*\$ Ole Miss (@ Jackson)	18-14	W

\$—All wins during 1975-77 were forfeited by the NCAA, except the 1975 Memphis and North Texas State games

## 1978 (6-5, 2-4 SEC)

1-1 H • 1-2 A • 4-2 N		Bob Tyler	
9/2	West Texas State (@ Jackson)	28-0	W
9/9	North Texas State (@ Irving, Texas)	17-5	W
9/23	at Memphis	44-14	W
9/30	* at Florida	0-34	L
10/7	at Southern Miss	17-22	L
10/14	FLORIDA STATE (HC) (NR-#15)	55-27	W
10/28	* Tennessee (@ Memphis)	34-21	W
11/4	* Alabama (@ Birmingham) (NR-#3)	14-35	L
11/11	* AUBURN	0-6	L
11/18	* LSU (@ Jackson) (NR-#17)	16-14	W
11/25	* Ole Miss (@ Jackson)	7-27	L

## 1979 (3-8, 2-4 SEC)

1-1 H • 0-5 A • 2-2 N		Emory Bellard	
9/8	Memphis (@ Jackson)	13-14	L
9/22	at Maryland	14-35	L
9/29	* Florida (@ Jackson)	24-10	W
10/6	* Tennessee (@ Memphis) (NR-#19)	28-9	W
10/13	at Florida State (NR-#9)	6-17	L
10/20	MARSHALL (HC)	48-0	W
10/27	SOUTHERN MISS	7-21	L
11/3	* at Alabama (NR-#1)	7-24	L
11/10	* at Auburn	3-14	L
11/17	* at LSU	3-21	L
11/24	* Ole Miss (@ Jackson)	9-14	L

## 1980 (9-3, 5-1 SEC)

Final Rank: #19 AP

1-1 H • 4-1 A • 4-1 N		Emory Bellard	
9/6	at Memphis	34-7	W
9/13	LOUISIANA TECH	31-11	W
9/20	* at Vanderbilt	24-14	W
9/27	* at Florida	15-21	L
10/4	at Illinois	28-21	W
10/11	SOUTHERN MISS (HC)	14-42	L
10/18	at Miami [Fla.] (NR-#18)	34-31	W
10/25	* Auburn (@ Jackson)	24-21	W
11/1	* Alabama (@ Jackson) (NR-#1)	6-3	W
11/15	* LSU (@ Jackson) (#19-NR)	55-31	W
11/22	* Ole Miss (@ Jackson) (#17-NR)	19-14	W

### SUN BOWL (@ EL PASO, TEXAS)

12/27	Nebraska (#17-#8)	17-31	L
-------	-------------------	-------	---

## 1981 (8-4, 4-2 SEC)

Final Rank: #17 UPI

2-0 H • 3-1 A • 3-3 N		Emory Bellard	
9/5	Memphis (@ Jackson) (#14-NR)	20-3	W
9/19	* VANDERBILT (#14-NR)	29-9	W
9/26	* Florida (@ Jackson) (#12-#19)	28-7	W
10/3	Missouri (@ Jackson) (#9-#17)	3-14	L
10/10	at Colorado State (#19-NR)	37-27	W
10/17	MIAMI [Fla.] (HC) (#16-#13)	14-10	W
10/24	* at Auburn (#9-NR)	21-17	W
10/31	* at Alabama (#7-#8)	10-13	L
11/7	Southern Miss (@ Jackson) (#15-#19)	6-7	L
11/14	* at LSU	17-9	W
11/21	* Ole Miss (@ Jackson)	17-21	L
HALL OF FAME BOWL (@ BIRMINGHAM, ALA.)			
12/31	Kansas [Thu.]	10-0	W

## 1982 (5-6, 2-4 SEC)

2-2 H • 2-2 A • 1-2 N		Emory Bellard	
9/4	at Tulane	30-21	W
9/11	ARKANSAS STATE	31-10	W
9/18	at Memphis	41-17	W
9/25	* at Florida (NR-#5)	17-27	L
10/2	* GEORGIA (NR-#6)	22-29	L
10/9	Southern Miss. (@ Jackson)	14-20	L
10/16	at Miami [Fla.] (NR-#17)	14-31	L
10/23	* AUBURN (HC)	17-35	L
10/30	* Alabama (@ Jackson) (NR-#9)	12-20	L
11/13	* LSU (NR-#6)	27-24	W
11/20	* Ole Miss (@ Jackson)	27-10	W

## 1983 (3-8, 1-5 SEC)

1-3 H • 1-3 A • 1-2 N		Emory Bellard	
9/3	TULANE	14-9	W
9/17	Navy (@ Jackson)	38-10	W
9/24	* FLORIDA (NR-#15)	12-35	L
10/1	* at Georgia (NR-#11)	7-20	L
10/8	Southern Miss. (@ Jackson)	6-31	L
10/15	MIAMI [Fla.] (HC) (NR-#10)	7-31	L
10/22	* at Auburn (NR-#3)	13-28	L
10/29	* at Alabama (NR-#18)	18-35	L
11/5	MEMPHIS	13-30	L
11/12	* at LSU	45-26	W
11/19	* Ole Miss (@ Jackson)	23-24	L

## 1984 (4-7, 1-5 SEC)

2-2 H • 1-3 A • 1-2 N		Emory Bellard	
9/1	at Tulane	30-3	W
9/8	COLORADO STATE	14-9	W
9/22	at Missouri	30-47	L
9/29	* at Florida	12-27	L
10/6	Southern Miss (@ Jackson)	27-18	W
10/13	* KENTUCKY (HC)	13-17	L
10/20	at Memphis	12-23	L
10/27	* AUBURN (NR-#12)	21-24	L
11/3	* Alabama (@ Jackson)	20-24	L
11/17	* LSU (NR-#9)	16-14	W
11/24	* Ole Miss (@ Jackson)	3-24	L

## 1985 (5-6, 0-6 SEC)

4-1 H • 0-4 A • 1-1 N		Emory Bellard	
9/7	ARKANSAS STATE	22-14	W
9/14	SYRACUSE	30-3	W
9/21	Southern Miss (@ Jackson)	23-20	W
9/28	* FLORIDA	22-36	L
10/5	MEMPHIS	31-28	W
10/12	* at Kentucky	19-33	L
10/19	TULANE (HC)	31-27	W
10/26	* at Auburn (NR-#6)	9-21	L
11/2	* at Alabama	28-44	L
11/16	* at LSU (NR-#19)	15-17	L
11/23	* Ole Miss (@ Jackson)	27-45	L

## 1986 (6-5, 2-4 SEC)

2-2 H • 4-0 A • 0-3 N		Rockey Felker	
9/6	at Syracuse	24-17	W
9/13	* at Tennessee (NR-#8)	27-23	W
9/20	Southern Miss. (@ Jackson)	24-28	L
9/27	* FLORIDA	16-10	W
10/4	at Memphis	34-17	W
10/11	ARKANSAS STATE (#19-NR)	24-9	W
10/18	at Tulane (#13-NR)	34-27	W
10/25	* AUBURN (HC) (#13-#7)	6-35	L
11/1	* ALABAMA (#19-#8)	3-38	L
11/15	* LSU (@ Jackson) (NR-#11)	0-47	L
11/22	* Ole Miss (@ Jackson)	3-24	L

## 1987 (4-7, 1-5 SEC)

3-2 H • 0-3 A • 1-2 N		Rockey Felker	
9/5	SOUTHWESTERN LOUISIANA	31-3	W
9/12	* TENNESSEE (NR-#14)	10-38	L
9/19	LOUISIANA TECH	14-13	W
9/26	* at Florida	3-38	L
10/3	MEMPHIS (HC)	9-6	W
10/17	Southern Miss (@ Jackson)	14-18	L
10/24	* at Auburn (NR-#6)	7-38	L
10/31	* Alabama (@ Birmingham) (NR-#16)	18-21	L
11/7	TULANE	19-30	L
11/14	* at LSU (NR-#10)	14-34	L
11/21	* Ole Miss (@ Jackson)	30-20	W

## 1988 (1-10, 0-7 SEC)

1-3 H • 0-5 A • 0-2 N		Rockey Felker	
9/3	LOUISIANA TECH	21-14	W
9/10	* at Vanderbilt	20-24	L
9/17	* GEORGIA (NR-#7)	35-42	L
9/24	* at Florida (NR-#20)	0-17	L
10/1	at Memphis	10-31	L
10/15	Southern Miss (@ Jackson)	21-38	L
10/22	* at Auburn (NR-#10)	0-33	L
10/29	* ALABAMA (HC) (NR-#19)	34-53	L
11/2	* LSU (NR-#12)	3-20	L
11/19	at Tulane	22-27	W
11/26	* Ole Miss (@ Jackson)	6-33	L

## 1989 (5-6, 1-6 SEC)

4-0 H • 1-3 A • 0-3 N		Rockey Felker	
9/2	* VANDERBILT	42-7	W
9/9	at Southern Miss (NR-#18)	26-23	W
9/23	* at Georgia	6-23	L
9/30	* Florida (@ Tampa)	0-21	L
10/7	NORTHEAST LOUISIANA	28-14	W
10/21	MEMPHIS (HC)	35-10	W
10/28	* at Auburn (NR-#16)	0-14	L
11/4	* Alabama (@ Birmingham) (NR-#5)	10-23	L
11/11	TULANE	27-7	W
11/18	* at LSU	20-44	L
11/25	* Ole Miss (@ Jackson)	11-21	L

## 1990 (5-6, 1-6 SEC)

2-3 H • 2-2 A • 1-1 N		Rockey Felker	
9/8	* TENNESSEE (NR-#8)	7-40	L
9/15	CAL STATE FULLERTON	27-13	W
9/22	SOUTHERN MISS	13-10	W
9/29	* at Florida (NR-#17)	21-34	L
10/13	* at Kentucky	15-17	L
10/20	at Tulane	38-17	W
10/27	* AUBURN (HC) (NR-#2)	16-17	L
11/3	* ALABAMA	0-22	L
11/10	at Memphis	27-23	W
11/17	* LSU (@ Jackson)	34-22	W
11/24	* Ole Miss (@ Jackson)	9-21	L

## 1991 (7-5, 4-3 SEC)

5-1 H • 2-2 A • 0-2 N	Jackie Sherrill
8/31 CAL STATE FULLERTON	47-3 W
9/7 TEXAS (NR-#13)	13-6 W
9/14 TULANE (#25-NR)	48-0 W
9/21 * at Tennessee (#23-#6)	24-26 L
9/28 * Florida (@ Orlando) (#21-#14)	7-29 L
10/12 * KENTUCKY	31-6 W
10/19 MEMPHIS (HC)	23-28 L
10/26 * at Auburn	24-17 W
11/2 * at Alabama (NR-#7)	7-13 L
11/16 * at LSU	28-19 W
11/23 * OLE MISS	24-9 W
<b>LIBERTY BOWL (@ MEMPHIS, TENN.)</b>	
12/29 Air Force [Sun.]	15-38 L

## 1992 (7-5, 4-4 SEC)

4-1 H • 3-3 A • 0-1 N	Final Rank: #23 AP/#24 Coaches	Jackie Sherrill
9/5 at Texas (#21-NR)		28-10 W
9/12 * at LSU (#18-NR)		3-24 L
9/19 at Memphis (#24-NR)		20-16 W
10/1 * FLORIDA (#24-#13) [Thu.]		30-6 W
10/10 * AUBURN (#18-NR)		14-7 W
10/17 * at South Carolina (#15-NR)		6-21 L
10/24 ARKANSAS STATE (HC) (#25-NR)		56-6 W
10/31 * at Kentucky (#24-NR)		37-36 W
11/7 * ARKANSAS (#19-NR)		10-3 W
11/14 * ALABAMA (#16-#2)		21-30 L
11/28 * at Ole Miss (#16-#24)		10-17 L
<b>PEACH BOWL (@ ATLANTA, GA.)</b>		
1/2 North Carolina (#24-#19)		17-21 L

## 1993 (\$4-5-2, 3-4-1 SEC)

2-3-1 H • 2-2-0 A • 0-0-1 N	Jackie Sherrill
9/4 MEMPHIS (#23-NR)	35-45 L
9/11 * LSU	16-18 L
9/25 at Tulane	36-10 W
10/2 * at Florida (NR-#5)	24-38 L
10/9 * at Auburn (NR-#22)	17-31 L
10/16 * SOUTH CAROLINA	23-0 W
10/23 ARKANSAS STATE (HC)	15-15 T
10/30 * KENTUCKY	17-26 L
11/6 * at Arkansas (@ Little Rock)	13-13 T
11/13 * \$ at Alabama (NR-#12)	25-36 L
11/27 * OLE MISS	20-13 W
\$—Alabama's win was forfeited by the NCAA to Mississippi State	

## 1994 (8-4, 5-3 SEC)

4-2 H • 4-1 A • 0-1 N	Final Rank: #24 AP/#25 Coaches	Jackie Sherrill
9/3 at Memphis		17-6 W
9/10 * at LSU		24-44 L
9/24 * TENNESSEE (NR-#23)		24-21 W
10/1 ARKANSAS STATE		49-3 W
10/8 * AUBURN (NR-#9)		18-42 L
10/15 * at South Carolina		41-36 W
10/22 TULANE (HC)		66-22 W
10/29 * at Kentucky		47-7 W
11/5 * ARKANSAS (#24-NR)		17-7 W
11/12 * ALABAMA (#20-#6)		25-29 L
11/26 * at Ole Miss (#19-NR)		21-17 W
<b>PEACH BOWL (@ ATLANTA, GA.)</b>		
1/1 North Carolina State (#16-#23) [Sun.]		24-28 L

## 1995 (3-8, 1-7 SEC)

2-4 H • 1-4 A • 0-0 N	Jackie Sherrill
9/2 MEMPHIS	28-18 W
9/9 * LSU	16-34 L
9/16 at Baylor	30-21 W
9/23 * at Tennessee (NR-#15)	14-52 L
9/30 NORTHEAST LOUISIANA	32-34 L
10/7 * at Auburn (NR-#11)	20-48 L
10/14 * SOUTH CAROLINA	39-65 L
10/28 * KENTUCKY (HC)	42-32 W
11/4 * at Arkansas (@ Little Rock) (NR-#18)	21-26 L
11/11 * at Alabama (NR-#16)	9-14 L
11/25 * OLE MISS	10-13 L

## 1996 (5-6, 3-5 SEC)

2-4 H • 3-2 A • 0-0 N	Jackie Sherrill
9/7 at Memphis	31-10 W
9/21 LOUISIANA TECH	23-38 L
9/28 * at South Carolina	14-10 W
10/5 * GEORGIA	19-38 L
10/12 * AUBURN (NR-#18)	15-49 L
10/26 * at LSU (NR-#13)	20-28 L
11/2 NORTHEAST LOUISIANA. (HC)	59-0 W
11/9 * at Kentucky	21-24 L
11/16 * ALABAMA (NR-#8)	17-16 W
11/23 * ARKANSAS	OT 13-16 L
11/30 * at Ole Miss	17-0 W

## 1997 (7-4, 4-4 SEC)

5-2 H • 2-2 A • 0-0 N	Jackie Sherrill
8/30 MEMPHIS	13-10 W
9/6 * KENTUCKY	35-27 W
9/13 * LSU (NR-#10)	9-24 L
9/27 * SOUTH CAROLINA	37-17 W
10/4 * at Georgia (NR-#18)	0-47 L
10/11 NORTHEAST LOUISIANA	24-10 W
10/25 CENTRAL FLORIDA (HC)	35-28 W
11/1 * at Auburn (NR-#11)	20-0 W
11/15 * at Alabama (#17-NR)	32-20 W
11/22 * at Arkansas (#15-NR)	7-17 L
11/29 * OLE MISS (#22-NR)	14-15 L

## 1998 (8-5, 6-2 SEC)

SEC WEST CHAMPIONS	Jackie Sherrill
5-0 H • 3-3 A • 0-2 N	Jackie Sherrill
9/5 * VANDERBILT	42-0 W
9/12 at Memphis	14-6 W
9/19 at Oklahoma State (#25-NR)	23-42 L
9/26 * at South Carolina	38-0 W
10/10 * AUBURN	38-21 W
10/17 EAST TENNESSEE STATE (HC)	53-6 W
10/24 * at LSU (#24-NR)	6-41 L
11/7 * at Kentucky	35-37 L
11/14 * ALABAMA	26-14 W
11/21 * ARKANSAS (NR-#9)	22-21 W
11/26 * at Ole Miss (#25-NR) [Thu.]	28-6 W
<b>SEC CHAMPIONSHIP (@ ATLANTA, GA.)</b>	
12/5 Tennessee (#23-#1)	14-24 L
<b>COTTON BOWL (@ DALLAS, TEXAS)</b>	
1/1 Texas (#23-#20) [Fri.]	11-38 L

## 1999 (10-2, 6-2 SEC)

7-0 H • 2-2 A • 1-0 N	Final Rank: #13 AP/#12 Coaches	Jackie Sherrill
9/4 MIDDLE TENNESSEE		40-7 W
9/11 MEMPHIS		13-10 W
9/18 OKLAHOMA STATE		29-11 W
9/25 * SOUTH CAROLINA (#23-NR)		17-0 W
10/2 * at Vanderbilt (#16-NR)		42-14 W
10/9 * at Auburn (#14-NR)		18-16 W
10/23 * LSU (HC) (#12-NR)		17-16 W
11/4 * KENTUCKY (#8-NR) [Thu.]		23-22 W
11/13 * at Alabama (#8-#11)		7-19 L
11/20 * at Arkansas (@ Little Rock) (#12-#22)		9-14 L
11/25 * OLE MISS (#18-#23) [Thu.]		23-20 W
<b>PEACH BOWL (@ ATLANTA, GA.)</b>		
12/30 Clemson (#15-NR) [Thu.]		17-7 W

## 2000 (8-4, 4-4 SEC)

4-1 H • 3-3 A • 1-0 N	Final Rank: #24 AP/#22 Coaches	Jackie Sherrill
9/2 at Memphis		17-3 W
9/14 at BYU [Thu.]		44-28 W
9/23 * at South Carolina (#25-NR)		19-23 L
9/30 * FLORIDA (NR-#3)		47-35 W
10/7 * AUBURN (#20-#15)		17-10 W
10/21 * at LSU (#13-NR)		OT 38-45 L
10/28 MIDDLE TENNESSEE (HC) (#20-NR)		61-35 W
11/4 * at Kentucky (#18-NR)		35-17 W
11/11 * ALABAMA (#15-NR)		29-7 W
11/18 * ARKANSAS (#13-NR)		OT 10-17 L
11/23 * at Ole Miss (#23-NR) [Thu.]		30-45 L
<b>INDEPENDENCE BOWL (@ SHREVEPORT, LA.)</b>		
12/31 Texas A&M [Sun.]		OT 43-41 W

## 2001 (3-8, 2-6 SEC)

3-4 H • 0-4 A • 0-0 N	Jackie Sherrill
9/3 MEMPHIS [Mon.]	30-10 W
9/20 * SOUTH CAROLINA (#17-#18) [Thu.]	14-16 L
9/29 * at Florida (#21-#2)	0-52 L
10/6 * at Auburn	14-16 L
10/13 TROY STATE (HC)	9-21 L
10/20 * LSU	0-42 L
11/3 * KENTUCKY	17-14 W
11/10 * at Alabama	17-24 L
11/17 * at Arkansas	21-24 L
11/22 * OLE MISS [Thu.]	36-28 W
12/1 BYU (NR-#10)	38-41 L

## 2002 (3-9, 0-8 SEC)

2-4 H • 1-5 A • 0-0 N	Jackie Sherrill
8/31 at Oregon (NR-#15)	13-36 L
9/14 JACKSONVILLE STATE	51-13 W
9/19 * AUBURN [Thu.]	14-42 L
9/28 * at LSU (NR-#22)	13-31 L
10/5 * at South Carolina	10-34 L
10/12 TROY STATE [HC]	11-8 W
10/19 at Memphis	29-17 W
11/2 * KENTUCKY	24-45 L
11/9 * at Alabama (NR-#11)	14-28 L
11/16 * TENNESSEE	17-35 L
11/23 * ARKANSAS	19-26 L
11/28 * at Ole Miss [Thu.]	12-24 L

## 2003 (2-10, 1-7 SEC)

2-4 H • 0-6 A • 0-0 N	Jackie Sherrill
8/31 OREGON	34-42 L
9/13 at Tulane	28-31 L
9/20 at Houston	35-42 L
9/27 * LSU (NR-#7)	6-41 L
10/4 * VANDERBILT	30-21 W
10/11 MEMPHIS (HC)	35-27 W
10/18 * at Auburn (NR-#19)	13-45 L
10/25 * at Kentucky	17-42 L
11/8 * ALABAMA	0-38 L
11/15 * at Tennessee (NR-#9)	21-59 L
11/22 * at Arkansas	6-52 L
11/27 * OLE MISS [Thu.]	0-31 L

## 2004 (3-8, 2-6 SEC)

3-3 H • 0-5 A • 0-0 N	Sylvester Croom
9/4 TULANE	28-7 W
9/11 * AUBURN (NR-#18)	14-43 L
9/18 MAINE	7-9 L
9/25 * at LSU (NR-#13)	0-51 L
10/2 * at Vanderbilt	13-31 L
10/9 UAB (HC)	13-27 L
10/23 * FLORIDA (NR-#20)	38-31 W
10/30 * KENTUCKY	22-7 W
11/6 * at Alabama	14-30 L
11/20 * ARKANSAS	21-24 L
11/27 * at Ole Miss	3-20 L

## 2005 (3-8, 1-7 SEC)

2-4 H • 0-3 A • 1-1 N	Sylvester Croom
9/3 MURRAY STATE	38-6 W
9/10 * at Auburn (NR-#25)	0-28 L
9/17 vs. Tulane (@ Shreveport, La.)	21-14 W
9/24 * GEORGIA (NR-#6)	10-23 L
10/1 * LSU (NR-#5)	7-37 L
10/8 * at Florida (NR-#13)	9-35 L
10/22 HOUSTON (HC)	16-28 L
10/29 * at Kentucky	7-13 L
11/5 * ALABAMA (NR-#4)	0-17 L
11/19 * at Arkansas (@ Little Rock)	10-44 L
11/26 * OLE MISS	35-14 W



## 2006 (3-9, 1-7 SEC)

1-6 H • 2-3 A • 0-0 N		Sylvester Croom	
8/31	* SOUTH CAROLINA [Thu.]	0-15	L
9/9	* AUBURN (NR-#4)	0-34	L
9/16	TULANE	29-32	L
9/23	at UAB	OT 16-10	W
9/30	* at LSU (NR-#9)	17-48	L
10/7	WEST VIRGINIA (NR-#4)	14-42	L
10/14	JACKSONVILLE STATE	35-3	W
10/21	* at Georgia (NR-#24)	24-27	L
10/28	* KENTUCKY	31-34	L
11/4	* at Alabama	24-16	W
11/18	* ARKANSAS	14-28	L
11/25	* at Ole Miss	17-20	L

## 2007 (8-5, 4-4 SEC)

4-2 H • 3-2 A • 1-1 N		Sylvester Croom	
8/30	* LSU (NR-#2) [Thu.]	0-45	L
9/8	at Tulane	38-17	W
9/15	* at Auburn	19-14	W
9/22	GARDNER-WEBB	31-15	W
9/29	* at South Carolina	21-38	L
10/6	UAB	30-13	W
10/13	* TENNESSEE (NR-#25)	21-33	L
10/20	at West Virginia (NR-#7)	13-38	L
10/27	* at Kentucky (NR-#14)	31-14	W
11/10	* ALABAMA (NR-#21)	17-12	W
11/17	* at Arkansas (@ Little Rock)	31-45	L
11/23	* OLE MISS [Fri.]	17-14	W
<b>LIBERTY BOWL (@ MEMPHIS, TENN.)</b>			
12/29	Central Florida	10-3	W

## 2008 (4-8, 2-6 SEC)

4-2 H • 0-6 A • 0-0 N		Sylvester Croom	
8/30	at Louisiana Tech	14-22	L
9/6	SOUTHEASTERN LOUISIANA	34-10	W
9/13	* AUBURN (NR-#9)	2-3	L
9/20	at Georgia Tech	7-38	L
9/27	* at LSU (NR-#5)	24-34	L
10/11	* VANDERBILT (NR-#13)	17-14	W
10/18	* at Tennessee	3-34	L
10/25	MIDDLE TENNESSEE (HC)	31-22	W
11/1	* KENTUCKY	13-14	L
11/15	* at Alabama (NR-#1)	7-32	L
11/22	* ARKANSAS	31-28	W
11/28	* at Ole Miss [Fri.]	0-45	L

## 2009 (5-7, 3-5 SEC)

2-5 H • 3-1 A • 0-1 N		Dan Mullen	
9/5	JACKSON STATE	45-7	W
9/12	* at Auburn	24-49	L
9/19	* at Vanderbilt	15-3	W
9/26	* LSU (NR-#7)	26-30	L
10/3	GEORGIA TECH (NR-#25)	31-42	L
10/10	HOUSTON	24-31	L
10/17	at Middle Tennessee	27-6	W
10/24	* FLORIDA (NR-#1)	19-29	L
10/31	* at Kentucky	31-24	W
11/14	* ALABAMA (NR-#3)	3-31	L
11/21	* at Arkansas (@ Little Rock)	21-42	L
11/28	* OLE MISS (NR-#25)	41-27	W

## 2010 (9-4, 4-4 SEC)

5-2 H • 3-2 A • 1-0 N		Dan Mullen		Final Rank: #15 AP/#17 Coaches	
9/4	MEMPHIS	49-7	W		
9/9	* AUBURN (NR-#21) [Thu.]	14-17	L		
9/18	* at LSU (NR-#15)	7-29	L		
9/25	* GEORGIA	24-12	W		
10/2	ALCORN STATE	49-16	W		
10/9	at Houston	47-24	W		
10/16	* at Florida (NR-#22)	10-7	W		
10/23	UAB (#24-NR)	29-24	W		
10/30	* KENTUCKY (#21-NR)	24-17	W		
11/13	* at Alabama (#19-#11)	10-30	L		
11/20	* ARKANSAS (#21-#13)	20T 31-38	L		
11/27	* at Ole Miss (#25-NR)	31-23	W		
<b>GATOR BOWL (@ JACKSONVILLE, FLA.)</b>					
1/1	Michigan (#21-NR)	52-14	W		

## 2011 (7-6, 2-6 SEC)

3-3 H • 3-2 A • 1-1 N		Dan Mullen	
9/1	at Memphis (#20-NR) [Thu.]	59-17	W
9/10	* at Auburn (#16-#22)	34-41	L
9/15	* LSU (#25-#3) [Thu.]	6-19	L
9/24	LOUISIANA TECH	OT 26-20	W
10/1	* at Georgia	10-24	L
10/8	at UAB	21-3	W
10/15	* SOUTH CAROLINA (NR-#13)	12-14	L
10/29	* at Kentucky	28-16	W
11/5	UT MARTIN	55-17	W
11/12	* ALABAMA (NR-#3)	7-24	L
11/19	* at Arkansas (NR-#6) (@ Little Rock)	17-44	L
11/26	* OLE MISS	31-3	W
<b>MUSIC CITY BOWL (@ NASHVILLE, TENN.)</b>			
12/30	Wake Forest [Fri.]	23-17	W

## 2012 (8-5, 4-4 SEC)

6-1 H • 2-3 A • 0-1 N		Dan Mullen	
9/1	JACKSON STATE	56-9	W
9/8	* AUBURN	28-10	W
9/15	at Troy	30-24	W
9/22	SOUTH ALABAMA (#23-NR)	30-10	W
10/6	* at Kentucky (#19-NR)	27-14	W
10/13	* TENNESSEE (#18-NR)	41-31	W
10/20	MIDDLE TENNESSEE (#12-NR)	45-3	W
10/27	* at Alabama (#11-#1)	7-38	L
11/3	* TEXAS A&M (#15-#16)	13-38	L
11/10	* at LSU (#21-#7)	17-37	L
11/17	* ARKANSAS	45-14	W
11/24	* at Ole Miss (#25-NR)	24-41	L
<b>GATOR BOWL (@ JACKSONVILLE, FLA.)</b>			
1/1	Northwestern (NR-#20) [Tue.]	20-34	L

## 2013 (7-6, 3-5 SEC)

5-2 H • 1-3 A • 1-1 N		Dan Mullen	
8/31	vs. Oklahoma State (NR-#13) (@ Houston)	3-21	L
9/7	ALCORN STATE	51-7	W
9/14	* at Auburn	20-24	L
9/21	TROY	62-7	W
10/5	* LSU (NR-#10)	26-49	L
10/12	BOWLING GREEN	21-20	W
10/24	* KENTUCKY [Thu.]	28-22	W
11/2	* at South Carolina (NR-#14)	16-34	L
11/9	* at Texas A&M (NR-#11)	41-51	L
11/16	* ALABAMA (NR-#1)	3-20	L
11/23	* at Arkansas (@ Little Rock)	OT 24-17	W
11/28	* OLE MISS [Thu.]	OT 17-10	W
<b>LIBERTY BOWL (@ MEMPHIS, TENN.)</b>			
12/31	Rice [Tue.]	44-7	W

## 2014 (10-3, 6-2 SEC)

7-0 H • 3-2 A • 0-1 N		Dan Mullen		Final Rank: #11 AP/#12 Coaches	
8/30	SOUTHERN MISS	49-0	W		
9/6	UAB	47-34	W		
9/13	at South Alabama	35-3	W		
9/20	* at LSU (NR-#8)	34-29	W		
10/4	* TEXAS A&M (#12-#6)	48-31	W		
10/11	* AUBURN (#3-#2)	38-23	W		
10/25	* at Kentucky (#1-NR)	45-31	W		
11/1	* ARKANSAS (#1-NR)	17-10	W		
11/8	UT MARTIN (#1-NR)	45-16	W		
11/15	* at Alabama (#1-#3)	20-25	L		
11/22	* VANDERBILT (#4-NR)	51-0	W		
11/29	* at Ole Miss (#4-#18)	17-31	L		
<b>ORANGE BOWL (@ MIAMI, FLA.)</b>					
12/31	Georgia Tech (#7-#9) [Wed.]	34-49	L		

## 2015 (9-4, 4-4 SEC)

4-3 H • 4-1 A • 1-0 N		Dan Mullen	
9/5	at Southern Miss	34-16	W
9/12	* LSU (#25-#14)	19-21	L
9/19	NORTHWESTERN STATE	62-13	W
9/26	* at Auburn (NR-#25)	17-9	W
10/3	* at Texas A&M (#21-#14)	17-30	L
10/10	TROY	45-17	W
10/17	LOUISIANA TECH	45-20	W
10/24	* KENTUCKY	42-16	W
11/5	* at Missouri (#20-NR) [Thu.]	31-13	W
11/14	* ALABAMA (#17-#2)	6-31	L
11/21	* at Arkansas (#25-NR)	51-50	W
11/28	* OLE MISS (#21-#18)	27-38	L
<b>BELK BOWL (@ CHARLOTTE, N.C.)</b>			
12/30	North Carolina State [Wed.]	51-28	W

## 2016 (6-7, 3-5 SEC)

3-3 H • 2-4 A • 1-0 N		Dan Mullen	
9/3	SOUTH ALABAMA	20-21	L
9/10	* SOUTH CAROLINA	27-14	W
9/17	* at LSU (NR-#20)	20-23	L
9/24	at UMass (@Foxborough)	47-35	W
10/8	* AUBURN	14-38	L
10/14	at BYU [Fri.]	20T 21-28	L
10/22	* at Kentucky	38-40	L
10/29	SAMFORD	56-41	W
11/5	* TEXAS A&M (NR-#4)	35-28	W
11/12	* at Alabama (NR-#1)	3-51	L
11/19	* ARKANSAS	42-58	L
11/26	* at Ole Miss	55-20	W
<b>ST. PETERSBURG BOWL (@ ST. PETERSBURG, FLA.)</b>			
12/26	Miami (Ohio) [Mon.]	17-16	W

## 1895-1932 (PRE-SEC YEARS)

Year	Overall Record	Conf.	Head Coach
1895	0-2	—	W.M. Matthews
1896	0-4	SIAA	J.B. Hildebrand
1901	2-2-1	SIAA	L.B. Harvey
1902	1-4-1	SIAA	L. Gwinn
1903	3-0-2	SIAA	Dan Martin
1904	2-5	SIAA	Dan Martin
1905	3-4	SIAA	Dan Martin
1906	2-2-1	SIAA	Dan Martin
1907	6-3	SIAA	Fred Furman
1908	3-4	SIAA	Fred Furman
1909	5-4	SIAA	W.D. Chadwick
1910	7-2	SIAA	W.D. Chadwick
1911	7-2-1	SIAA	W.D. Chadwick
1912	4-3	SIAA	W.D. Chadwick
1913	6-1-1	SIAA	W.D. Chadwick
1914	6-2	SIAA	E.C. Hayes
1915	5-2-1	SIAA	E.C. Hayes
1916	4-4-1	SIAA	E.C. Hayes
1917	6-1	SIAA	Sid Robinson
1918	3-2	SIAA	Sid Robinson
1919	6-2	SIAA	Sid Robinson
1920	5-3	SIAA	Fred Holtkamp
1921	4-4-1	SC	Fred Holtkamp
1922	3-4-2	SC	C.R. Dudy Noble
1923	5-2-2	SC	Earl Able
1924	5-4	SC	Earl Able
1925	3-4-1	SC	Bernie Bierman
1926	5-4	SC	Bernie Bierman
1927	5-3	SC	J.W. Hancock
1928	2-4-2	SC	J.W. Hancock
1929	1-5-2	SC	J.W. Hancock
1930	2-7	SC	Chris Cagle
1931	2-6	SC	Ray Dauber
1932	3-5	SC	Ray Dauber

SIAA -Southern Intercollegiate Athletic Association  
SC -Southern Conference

## 1933-PRESENT

Year	Overall Record	SEC Record	SEC Finish	Head Coach
1933	3-6-1	1-5-1	12th	Ross McKechnie
1934	4-6	0-5	12th	Ross McKechnie
1935	8-3	2-3	t-9th	Ralph Sasse
1936	7-3-1	3-2	5th	Ralph Sasse
1937	5-4-1	3-2	5th	Ralph Sasse
1938	4-6	1-4	11th	Slick Nelson
1939	8-2	3-2	4th	Allyn McKeen
1940	10-0-1	4-0-1	2nd	Allyn McKeen
1941	8-1-1	4-0-1	1st	Allyn McKeen
1942	8-2	5-2	4th	Allyn McKeen
1943	No team due to World War II			
1944	6-2	3-2	5th	Allyn McKeen
1945	6-3	2-3	t-7th	Allyn McKeen
1946	8-2	3-2	5th	Allyn McKeen
1947	7-3	2-2	4th	Allyn McKeen
1948	4-4-1	3-3	7th	Allyn McKeen
1949	0-8-1	0-6	12th	Slick Morton
1950	4-5	3-4	7th	Slick Morton
1951	4-5	2-5	11th	Slick Morton
1952	5-4	3-4	7th	Murray Warmath
1953	5-2-3	3-1-3	6th	Murray Warmath
1954	6-4	3-3	t-6th	Darrell Royal
1955	6-4	4-4	6th	Darrell Royal
1956	4-6	2-5	t-8th	Wade Walker
1957	6-2-1	4-2-1	t-3rd	Wade Walker
1958	3-6	1-6	12th	Wade Walker
1959	2-7	0-7	12th	Wade Walker
1960	2-6-1	0-5-1	11th	Wade Walker
1961	5-5	1-5	t-10th	Wade Walker
1962	3-6	2-5	9th	Paul Davis

1963	7-2-2	4-1-2	4th	Paul Davis
1964	4-6	2-5	8th	Paul Davis
1965	4-6	1-5	t-9th	Paul Davis
1966	2-8	0-6	t-9th	Paul Davis
1967	1-9	0-6	t-9th	Charley Shira
1968	0-8-2	0-4-2	9th	Charley Shira
1969	3-7	0-5	10th	Charley Shira
1970	6-5	3-4	t-7th	Charley Shira
1971	2-9	1-7	10th	Charley Shira
1972	4-7	1-6	9th	Charley Shira
1973	4-5-2	2-5	t-8th	Bob Tyler
1974	9-3	3-3	t-4th	Bob Tyler
1975*	2-9	0-6	t-9th	Bob Tyler
1976*	0-11	0-6	t-9th	Bob Tyler
1977*	0-11	0-6	t-9th	Bob Tyler
1978	6-5	2-4	t-7th	Bob Tyler
1979	3-8	2-4	8th	Emory Bellard
1980	9-3	5-1	t-2nd	Emory Bellard
1981	8-4	4-2	3rd	Emory Bellard
1982	5-6	2-4	8th	Emory Bellard
1983	3-8	1-5	8th	Emory Bellard
1984	4-7	1-5	t-9th	Emory Bellard
1985	5-6	0-6	9th	Emory Bellard
1986	6-5	2-4	t-7th	Rockey Felker
1987	4-7	1-5	t-7th	Rockey Felker
1988	1-10	0-7	10th	Rockey Felker
1989	5-6	1-6	9th	Rockey Felker
1990	5-6	1-6	t-8th	Rockey Felker
1991	7-5	4-3	t-4th	Jackie Sherrill
1992	7-5	4-4	3rd (W)	Jackie Sherrill
1993\$	4-5-2	3-4-1	4th (W)	Jackie Sherrill
1994	8-4	5-3	2nd (W)	Jackie Sherrill
1995	3-8	1-7	4th (W)	Jackie Sherrill
1996	5-6	3-5	4th (W)	Jackie Sherrill
1997	7-4	4-4	t-3rd (W)	Jackie Sherrill
1998	8-5	6-2	t-1st (W)	Jackie Sherrill
1999	10-2	6-2	2nd (W)	Jackie Sherrill
2000	8-4	4-4	t-3rd (W)	Jackie Sherrill
2001	3-8	2-6	6th (W)	Jackie Sherrill
2002	3-9	0-8	5th (W)	Jackie Sherrill
2003	2-10	1-7	5th (W)	Jackie Sherrill
2004	3-8	2-6	6th (W)	Sylvester Croom
2005	3-8	1-7	5th (W)	Sylvester Croom
2006	3-9	1-7	6th (W)	Sylvester Croom
2007	8-5	4-4	t-3rd (W)	Sylvester Croom
2008	4-8	2-6	t-4th (W)	Sylvester Croom
2009	5-7	3-5	t-4th (W)	Dan Mullen
2010	9-4	4-4	5th (W)	Dan Mullen
2011	7-6	2-6	5th (W)	Dan Mullen
2012	8-5	4-4	4th (W)	Dan Mullen
2013	7-6	3-5	5th (W)	Dan Mullen
2014	10-3	6-2	2nd (W)	Dan Mullen
2015	9-4	4-4	t-5th (W)	Dan Mullen
2016	6-7	3-5	t-5th (W)	Dan Mullen

\* - All wins in the 1975-77 seasons were forfeited by the NCAA, except for the 1975 Memphis and North Texas State games.

\$ - Win over Alabama in 1993 was forfeited to MSU by the NCAA.

## MSU HOMECOMING HISTORY

Date	Opponent	Score
10-23-37	Florida	W, 14-13
10-1-38	Florida	W, 22-0
11-4-39	Birmingham-Southern	W, 28-0
10-19-40	Howard College	W, 40-7
10-25-41	Union	W, 56-7
11-14-42	Duquesne	W, 28-6
10-20-45	Maxwell [AL] Field	W, 16-6
11-2-46	Murray State	W, 69-0
10-25-47	Hardin-Simmons	W, 27-7
10-16-48	Cincinnati	W, 27-0
10-1-49	Baylor	L, 6-14

11-11-50	Kentucky	L, 21-48
10-27-51	Alabama	L, 0-7
10-18-52	Kentucky	W, 27-14
10-10-53	Auburn	T, 21-21
11-6-54	North Texas State	W, 48-26
10-8-55	Tulane	W, 14-0
10-13-56	Trinity	W, 18-6
10-12-57	Arkansas State	W, 47-13
10-25-58	Alabama	L, 7-9
10-24-59	Memphis	W, 28-23
10-29-60	Alabama	L, 0-7
10-14-61	Arkansas State	W, 38-0
11-3-62	Alabama	L, 0-20
10-19-63	Houston	W, 20-0
10-10-64	Tulane	W, 17-6
10-9-65	Southern Miss.	W, 27-9
10-8-66	Southern Miss.	W, 10-9
10-21-67	Houston	L, 6-43
10-12-68	Southern Miss.	L, 14-47
10-11-69	Southern Miss.	W, 34-20
10-24-70	Southern Miss.	W, 51-15
10-16-71	Lamar	W, 24-7
10-28-72	Houston	W, 27-13
10-27-73	Southern Miss.	T, 10-10
10-26-74	Louisville	W, 56-7
10-18-75	North Texas State	W, 15-12
10-2-76	Cal Poly Pomona	W, 38-0
10-22-77	Southern Miss.	L, 7-14
10-14-78	Florida State	W, 55-27
10-20-79	Marshall	W, 48-0
10-11-80	Southern Miss.	L, 14-42
10-17-81	Miami (Fla.)	W, 14-10
10-23-82	Auburn	L, 17-35
10-15-83	Miami (Fla.)	L, 7-31
10-13-84	Kentucky	L, 13-17
10-19-85	Tulane	W, 31-27
10-25-86	Auburn	L, 6-35
10-3-87	Memphis	W, 9-6
10-29-88	Alabama	L, 34-53
10-21-89	Memphis	W, 35-10
10-27-90	Auburn	L, 16-17
10-19-91	Memphis	L, 23-28
10-24-92	Arkansas State	W, 56-6
10-23-93	Arkansas State	T, 15-15
10-22-94	Tulane	W, 66-22
10-28-95	Kentucky	W, 42-32
11-2-96	Northeast Louisiana	W, 59-0
10-25-97	Central Florida	W, 35-28
10-17-98	East Tennessee State	W, 53-6
10-23-99	LSU	W, 17-16
10-28-00	Middle Tennessee	W, 61-35
10-13-01	Troy State	L, 9-21
10-12-02	Troy State	W, 11-8
10-11-03	Memphis	W, 35-27
10-9-04	UAB	L, 13-27
10-22-05	Houston	L, 16-28
10-14-06	Jacksonville State	W, 35-3
10-6-07	UAB	W, 30-13
10-25-08	Middle Tennessee	W, 31-22
10-10-09	Houston	L, 24-31
10-23-10	UAB	W, 29-24
11-5-11	UT Martin	W, 55-17
10-20-12	Middle Tennessee	W, 45-3
10-12-13	Bowling Green	W, 21-20
11-8-14	UT Martin	W, 45-16
10-17-15	Louisiana Tech	W, 45-20
10-29-16	Samford	W, 56-41

78 Games — 37 Different Opponents — 54-21-3

### TOP 10 WINNINGEST MSU COACHES (WINS)

Head Coach	Years	Tenure	Record	Pct.
1. Jackie Sherrill	13	1991-2003	75-75-2	.500
2. Allyn McKeen	9	1939-48	65-19-3	.764
3. <b>Dan Mullen</b>	<b>8</b>	<b>2009-p</b>	<b>61-42</b>	<b>.592</b>
4. Emory Bellard	7	1979-85	37-42	.468
5. W.D. Chadwick	5	1909-13	29-12-2	.698
6. Wade Walker	6	1956-61	22-32-2	.411
7. Rocky Felker	5	1986-90	21-34	.382
Sylvester Croom	4	2004-08	21-38	.356
Bob Tyler*	6	1973-78	21-44-2	.328
10. Ralph Sasse	3	1935-37	20-10-2	.656
Paul Davis	5	1962-66	20-28-2	.420

\* - All wins in the 1975-77 seasons were forfeited by the NCAA, except for the 1975 Memphis State and North Texas State games.

### TOP 10 WINNINGEST MSU COACHES (PERCENTAGE)

Head Coach	Years	Tenure	Record	Pct.
1. Allyn McKeen	9	1939-48	65-19-3	.764
2. Sid Robinson	3	1917-19	15-5	.750
3. W.D. Chadwick	5	1909-13	29-12-2	.698
4. Ralph Sasse	3	1935-37	20-10-2	.656
5. E.C. Hayes	3	1914-16	15-8-2	.640
6. Earl Able	2	1923-24	10-6-2	.611
7. Murray Warmath	2	1952-53	10-6-3	.605
8. Darrell Royal	2	1954-55	12-8	.600
9. <b>Dan Mullen</b>	<b>8</b>	<b>2009-p</b>	<b>61-42</b>	<b>.592</b>
10. Fred Furman	2	1907-08	9-7	.563
11. Fred Holtkamp	2	1920-21	9-7-1	.559



In 2017, Dan Mullen becomes the second-longest tenured coach in MSU history.

### MSU CHRONOLOGICAL COACHING RECORDS

Head Coach (Alma Mater)	Years	Tenure	Record	Pct.
W.M. Matthews (Mississippi State)	1	1895	0-2	.000
J.B. Hildebrand (Vanderbilt)	1	1896	0-4	.000
L.B. Harvey (Georgetown)	1	1901	2-2-1	.500
L. Gwinn (Auburn)	1	1902	1- 4-1	.250
Dan Martin (Auburn)	4	1903-06	10- 11-3	.479
Fred Furman (Cornell)	2	1907-08	9- 7	.563
W.D. Chadwick (Marietta)	5	1909-13	29-12-2	.698
E.C. Hayes (Albion)	3	1914-16	15- 8-2	.640
Sid Robinson (Colgate)	3	1917-19	15- 5	.750
Fred Holtkamp (Ohio State)	2	1920-21	9- 7-1	.559
C.R. Dudy Noble (Mississippi State)	1	1922	3- 4-2	.444
Earl Able (Colgate)	2	1923-24	10- 6-2	.611
Bernie Bierman (Minnesota)	2	1925-26	8- 8-1	.500
J.W. Hancock (Iowa)	3	1927-29	8-12-4	.417
Chris Cagle (Army)	1	1930	2- 7	.222
Ray Dauber (Iowa)	2	1931-32	5- 11	.313
Ross McKechnie (Washington)	2	1933-34	7-12-1	.375
Ralph Sasse (Army)	3	1935-37	20-10-2	.656
Spike Nelson (Iowa)	1	1938	4- 6	.400
Allyn McKeen (Tennessee)	9	1939-48	65-19-3	.764
Slick Morton (LSU)	3	1949-51	8-18-1	.315
Murray Warmath (Tennessee)	2	1952-53	10- 6-3	.605
Darrell Royal (Oklahoma)	2	1954-55	12- 8	.600
Wade Walker (Oklahoma)	6	1956-61	22-32-2	.411
Paul Davis (Ole Miss)	5	1962-66	20-28-2	.420
Charley Shira (Mississippi State)	6	1967-72	16-45-2	.270
*Bob Tyler (Ole Miss)	6	1973-78	21-44-2	.328
Emory Bellard (Southwest Texas State)	7	1979-85	37-42	.468
Rocky Felker (Mississippi State)	5	1986-90	21-34	.382
Jackie Sherrill (Alabama)	13	1991-2003	75-75-2	.500
Sylvester Croom (Alabama)	5	2004-08	21-38	.356
<b>Dan Mullen (Ursinus College)</b>	<b>8</b>	<b>2009-p</b>	<b>61-42</b>	<b>.592</b>

### MOST WINS BY MSU COACH IN EGG BOWL

Head Coach	Seasons	Years	Record	Pct.
1. Jackie Sherrill	13	1991-2003	7-6	.538
2. <b>Dan Mullen</b>	<b>8</b>	<b>2009-p</b>	<b>5-3</b>	<b>.625</b>
Allyn McKeen	9	1939-48	5-4	.556
4. Sid Robinson	3	1917-19	4-0	1.000
5. Bob Tyler*	6	1973-78	3-3	.500

### HIGHEST WINNING PERCENTAGE IN EGG BOWL (MINIMUM THREE YEARS)

Head Coach	Seasons	Years	Record	Pct.
1. Sid Robinson	3	1917-19	4-0	1.000
2. <b>Dan Mullen</b>	<b>8</b>	<b>2009-p</b>	<b>5-3</b>	<b>.625</b>
3. Allyn McKeen	9	1939-48	5-4	.556
4. Jackie Sherrill	13	1991-2003	7-6	.538
5. Bob Tyler*	6	1973-78	3-3	.500

\* - All wins in the 1975-77 seasons were forfeited by the NCAA, except for the 1975 Memphis State and North Texas State games.



## MSU IN THE FINAL NATIONAL RANKINGS

AP		UPI	
1940 — 9th		1963 — 11th	
1941 — 16th		1974 — 17th	
1942 — 18th		1981 — 17th	
1957 — 14th		1992 — 25th	
1974 — 17th			
1976 — 20th		ESPN/USA TODAY	
1980 — 19th		1994 — 25th	
1992 — 23rd		1999 — 12th	
1994 — 24th		2000 — 22nd	
1999 — 13th		2010 — 17th	
2000 — 24th		2014 — 12th	
2010 — 15th		CFB PLAYOFF	
2014 — 11th		2014 — 7th	

## MSU'S RECORD IN ...

State/Country	Record	Pct.
Alabama . . . . .	38-95-3 . . . . .	.290
Arkansas . . . . .	2-9-1 . . . . .	.208
California . . . . .	.2-0 . . . . .	1.000
Colorado . . . . .	.1-0 . . . . .	1.000
Cuba . . . . .	.1-0 . . . . .	1.000
Florida . . . . .	11-33-2 . . . . .	.272
Georgia . . . . .	3-19 . . . . .	.136
Illinois . . . . .	.1-1 . . . . .	.500
Indiana . . . . .	.0-3 . . . . .	.000
Kansas . . . . .	.1-1 . . . . .	.500
Kentucky . . . . .	10-15 . . . . .	.400
Louisiana . . . . .	41-75-4 . . . . .	.358
Maryland . . . . .	.0-1 . . . . .	.000
Massachusetts . . . . .	.1-0 . . . . .	1.000
Michigan . . . . .	1-1-1 . . . . .	.500
Mississippi . . . . .	356-243-20 . . . . .	.591
Missouri . . . . .	.1-2 . . . . .	.333
New York . . . . .	.2-0 . . . . .	1.000
North Carolina . . . . .	.2-1 . . . . .	.667
Ohio . . . . .	.1-1 . . . . .	.500
Oklahoma . . . . .	.0-2 . . . . .	.000
Oregon . . . . .	.0-1 . . . . .	.000
Pennsylvania . . . . .	.2-1 . . . . .	.667
South Carolina . . . . .	3-5-1 . . . . .	.389
Tennessee . . . . .	49-38-6 . . . . .	.559
Texas . . . . .	13-14-1 . . . . .	.482
Utah . . . . .	.1-1 . . . . .	.500
Washington . . . . .	.0-1 . . . . .	.000
West Virginia . . . . .	.0-1 . . . . .	.000
<b>TOTALS . . . . .</b>	<b>546-569-39 . . . . .</b>	<b>.490</b>

## MSU'S RECORD AT ...

Site	Record	Pct.
Home . . . . .	282-152-14 . . . . .	.647
Away . . . . .	165-287-15 . . . . .	.369
Neutral . . . . .	100-130-10 . . . . .	.438
<b>TOTALS . . . . .</b>	<b>546-569-39 . . . . .</b>	<b>.490</b>

## MSU IN DOMES/RETRACT-ABLE ROOF STADIUMS ...

Dome	Record	Pct.
Astrodome . . . . .	.1-2 . . . . .	.333
Carrier Dome . . . . .	.1-0 . . . . .	1.000
Georgia Dome . . . . .	.1-3 . . . . .	.250
NRG Stadium . . . . .	.0-1 . . . . .	.000
Superdome . . . . .	.6-2 . . . . .	.750
Tropicana Field . . . . .	.1-0 . . . . .	1.000
<b>TOTALS . . . . .</b>	<b>10-8 . . . . .</b>	<b>.556</b>

(last dome game: def. Miami Ohio, 17-16, in St. Petersburg Bowl on Dec. 26, 2016)

## MSU ON ARTIFICIAL TURF ...

36-45 (last field turf game: def. Miami Ohio, 17-16, in St. Petersburg Bowl on Dec. 26, 2016 ... owned 2-1 record on field turf in 2016)

(NOTE: includes four wins that were forfeited from 1975-77)

## MSU'S RECORD BY DECADE ...

Decade	Record	Pct.
1890s . . . . .	.0-6 . . . . .	.000
1900s . . . . .	27-28-5 . . . . .	.492
1910s . . . . .	54-21-4 . . . . .	.709
1920s . . . . .	38-37-10 . . . . .	.506
1930s . . . . .	46-48-3 . . . . .	.490
1940s . . . . .	57-25-4 . . . . .	.686
1950s . . . . .	45-45-4 . . . . .	.500
1960s . . . . .	31-63-5 . . . . .	.338
1970s . . . . .	36-73-2 . . . . .	.333
1980s . . . . .	50-62-0 . . . . .	.446
1990s . . . . .	64-50-2 . . . . .	.560
2000s . . . . .	42-76-0 . . . . .	.356
2010s . . . . .	55-35-0 . . . . .	.611
<b>TOTALS . . . . .</b>	<b>546-569-39 . . . . .</b>	<b>.490</b>

## MSU'S RECORD BY MONTH ...

Month	Record	Pct.
August . . . . .	.3-6 . . . . .	.333
September . . . . .	129-98-2 . . . . .	.569
October . . . . .	233-210-19 . . . . .	.529
November . . . . .	164-232-17 . . . . .	.418
December . . . . .	15-18-1 . . . . .	.470
January . . . . .	.3-5 . . . . .	.375
<b>TOTALS . . . . .</b>	<b>546-569-39 . . . . .</b>	<b>.490</b>

## MSU'S RECORD BY DAY ...

Day	Record	Pct.
Sunday . . . . .	.3-4 . . . . .	.429
Monday . . . . .	5-2-1 . . . . .	.688
Tuesday . . . . .	.3-3 . . . . .	.500
Wednesday . . . . .	.3-1 . . . . .	.750
Thursday . . . . .	20-25-2 . . . . .	.447
Friday . . . . .	28-20-2 . . . . .	.580
Saturday . . . . .	482-515-34 . . . . .	.484
<b>TOTALS . . . . .</b>	<b>546-569-39 . . . . .</b>	<b>.490</b>

## MSU'S RECORD IN ...

<b>Season Openers . . . . .</b>	<b>82-33-2 . . . . .</b>	<b>.709</b>
@ Home . . . . .	53-16-1 . . . . .	.764
@ Away Sites . . . . .	19-10-1 . . . . .	.650
@ Neutral Sites . . . . .	.7-9 . . . . .	.438
vs. SEC opponents . . . . .	6-12 . . . . .	.333
vs. Non-SEC opponents . . . . .	76-22-2 . . . . .	.770
<b>Home Openers . . . . .</b>	<b>86-28-2 . . . . .</b>	<b>.750</b>
vs. SEC opponents . . . . .	.9-7 . . . . .	.563
vs. Non-SEC opp. . . . .	77-21-2 . . . . .	.780
<b>Road Openers . . . . .</b>	<b>51-58-6 . . . . .</b>	<b>.470</b>
vs. SEC opponents . . . . .	10-33-1 . . . . .	.239
vs. Non-SEC opp. . . . .	42-25-5 . . . . .	.618
<b>SEC Openers . . . . .</b>	<b>28-53-2 . . . . .</b>	<b>.349</b>
@ Home . . . . .	11-16 . . . . .	.407
@ Away Sites . . . . .	12-28-1 . . . . .	.305
@ Neutral Sites . . . . .	.4-10-1 . . . . .	.300
<b>SEC Home Openers . . . . .</b>	<b>26-38-3 . . . . .</b>	<b>.410</b>
<b>SEC Road Openers . . . . .</b>	<b>23-59-1 . . . . .</b>	<b>.283</b>

## LAST MSU SEC RECORD OF:

0-1: 2015	3-0: 2014
0-2: 2013	3-1: 2012
0-3: 2011	3-2: 2015
0-4: 2011	3-3: 2015
0-5: 2006	3-4: 2010
0-6: 2005	3-5: 2016
0-7: 2005	
0-8: 2002	4-0: 2014
	4-1: 1981
1-0: 2016	4-2: 2000
1-1: 2016	4-3: 2015
1-2: 2016	4-4: 2015
1-3: 2016	
1-4: 2013	5-0: 2014
1-5: 2013	5-1: 1999
1-6: 2011	5-2: 1999
1-7: 2006	5-3: 1994
2-0: 2014	6-0: Never
2-1: 2000	6-1: 2014
2-2: 2015	6-2: 1999
2-3: 2016	
2-4: 2016	7-0: Never
2-5: 2016	7-1: 2014
2-6: 2011	

## LAST MSU RECORD OF:

0-1: 2016	4-0: 2014
0-2: 2006	4-1: 2000
0-3: 2006	4-2: 2015
0-4: 2003	4-3: 2013
0-5: Never**	4-4: 2013
0-6: Never**	4-5: 2016
0-7: Never**	4-6: 2016
0-8: Never**	4-7: 2016
0-9: Never**	4-8: 2008
0-10: Never**	
0-11: Never**	5-0: 2014
	5-1: 1998
1-0: 2015	5-2: 2015
1-1: 2016	5-3: 1998
1-2: 2016	5-4: 2011
1-3: 2006	5-5: 2011
1-4: 2006	5-6: 2013
1-5: 2006	5-7: 2016
1-6: 1988	
1-7: 1988	6-0: 2014
1-8: 1988	6-1: 1986
1-9: 1988	6-2: 2015
1-10: 1988	6-3: 1998
	6-4: 2007
2-0: 2014	6-5: 2007
2-1: 2015	6-6: 2013
2-2: 2016	6-7: 2016
2-3: 2016	
2-4: 2016	7-0: 2014
2-5: 2016	7-1: 2012
2-6: 2006	7-2: 2015
2-7: 2006	7-3: 2015
2-8: 2005	7-4: 2010
2-9: 2003	7-5: 2007
2-10: 2003	
	8-0: 2014
3-0: 2014	8-1: 1999
3-1: 2015	8-2: 1999
3-2: 2015	8-3: 2015
3-3: 2013	8-4: 2015
3-4: 2011	8-5: 2012
3-5: 2016	
3-6: 2004	9-0: 2014
3-7: 2006	9-1: 2014
3-8: 2006	9-2: 1999
3-9: 2006	9-3: 1980
	9-4: 2015
	10-0: Never\$
	10-1: 2014

\*\*-Reflects on-field results

(MSU was 2-9 in 1975 and 0-11 in 1976 and 1977 due to wins forfeited)

#-9-0-1 in 1940; \$-10-0-1 in 1940

## LONGEST WINNING STREAKS

Wins	Span	Ended Against
1. 13	10/17/42 - 11/11/44	at Alabama (L, 0-19, 11/18/44)
2. 12	11/23/13 - 11/8/14	at Alabama (L, 20-25, 11/15/14)
3. 10	10/19/40 - 10/4/41	at LSU (T, 0-0, 10/11/41)
4. 9	11/26/11 - 10/20/12	at Alabama (L, 7-38, 10/27/12)
5. 8	9/4/99 - 11/4/99	at Alabama (L, 7-19, 11/13/99)
8	11/28/18 - 11/8/19	Auburn [ @ Birmingham] (L, 0-7, 11/15/19)

### LONGEST HOME WINNING STREAK:

20 games (9/23/39 - 11/22/47)

### LONGEST ROAD WINNING STREAK (NO NEUTRAL SITES):

8 games (11/11/39 - 10/4/41)

### LONGEST ROAD WINNING STREAK (INCLUDES NEUTRAL SITES):

8 games (10/17/42 - 11/11/44)

## LONGEST SEC WINNING STREAKS

Wins	Span	Ended Against
1. 8	11/14/98 - 11/4/99	at Alabama (L, 7-19, 11/13/99)
8	10/17/42 - 11/11/44	at Alabama (L, 0-19, 11/18/44)
3. 7	11/23/13 - 11/11/14	at Alabama (L, 20-25, 11/15/14)
7	9/20/80 - 10/24/81	at Alabama (L, 10-13, 10/31/81)
5. 5	11/9/40 - 10/4/41	at LSU (T, 0-0, 10/11/41)
6. 4	9/24/55 - 10/22/55	at Auburn (L, 26-27, 11/5/55)
4	11/26/11 - 10/13/12	at Alabama (L, 7-38, 10/27/12)

### LONGEST SEC HOME WINNING STREAK:

11 games (9/5/1998 - 11/11/2000)

### LONGEST SEC ROAD WINNING STREAK (NO NEUTRAL SITES):

6 games (11/11/39 - 10/4/41)

### LONGEST SEC ROAD WINNING STREAK (INCLUDES NEUTRAL SITES):

7 games (10/17/42 - 11/11/44)

## LONGEST UNBEATEN STREAKS

Games	Span (Wins, Ties)	Ended Against
1. 21	11/4/39 - 11/8/41 (19W, 2T)	at Duquesne (L, 0-16)
2. 13	10/17/42 - 11/11/44 (13W)	at Alabama (L, 0-19)
3. 12	11/23/13 - 11/8/14	at Alabama (L, 20-25, 11/15/14)
4. 9	11/26/11 - 10/20/12 (9W)	at Alabama (L, 7-38, 10/27/12)
5. 8	9/4/1999 - 11/4/99 (8W)	at Alabama (L, 7-19)
8	11/28/18 - 11/8/19 (8W)	Auburn ( @ Birmingham)

## LONGEST SEC UNBEATEN STREAKS

Games	Span (Wins, Ties)	Ended Against
1. 12	11/1/39 - 11/29/41 (10W, 2T)	at Alabama (L, 6-21)
2. 8	11/14/98 - 11/4/99 (8W)	at Alabama (L, 7-19)
8	10/17/42 - 11/11/44 (8W)	at Alabama (L, 0-19)
4. 7	11/23/13 - 11/1/14	at Alabama (L, 20-25, 11/15/14)
7	9/20/80 - 10/24/81 (7W)	at Alabama (L, 10-13)
6. 4	9/24/55 - 10/22/55 (4W)	at Auburn (L, 26-27)
4	11/26/11 - 10/13/12 (4W)	at Alabama (L, 7-38, 10/27/12)



Quarterback Dak Prescott led Mississippi State on a 12-game win streak from 2013-14.

## LONGEST LOSING STREAKS

Losses	Span	Ended Against
1. 11	10/14/67 - 10/12/68	Texas Tech [ @ Jackson] (T, 0-0)
2. 10	9/10/88 - 11/26/88	VANDERBILT (W, 42-7)
3. 8	10/15/66 - 9/30/67	at Texas Tech (W, 7-3)
8	10/16/65 - 9/24/66	RICHMOND (W, 20-0)
5. 7	9/24/83 - 11/5/83	at LSU (W, 45-26)
7	10/25/58 - 10/3/59	ARKANSAS STATE (W, 49-14)
7	9/24/05 - 11/19/05	OLE MISS (W, 35-14)

## LONGEST SEC LOSING STREAKS

Losses	Span	Ended Against
1. 19	10/22/65 - 10/5/68	Texas Tech [ @ Jackson] (T, 28-28)
2. 13	10/4/58 - 11/28/59	Tennessee [ @ Memphis] (T, 0-0)
3. 11	9/23/89 - 11/3/90	LSU [ @ Jackson] (W, 34-22)
4. 10	11/6/04 - 11/19/05	OLE MISS (W, 35-14)
5. 9	10/18/03 - 10/2/04	FLORIDA (W, 38-31)
9	9/19/02 - 9/27/03	VANDERBILT (W, 30-21)
9	10/25/86 - 11/14/87	Ole Miss [ @ Jackson] (W, 30-20)

## LONGEST WINLESS STREAKS

Games	Span	Ended Against
1. 17	10/14/67 - 11/30/68 (15L, 2T)	RICHMOND (W, 17-14)
2. 10	9/10/88 - 11/26/88 (10L)	VANDERBILT (W, 42-7)
10	11/27/48 - 11/26/49 (9L, 1T)	ARKANSAS STATE (W, 67-0)
4. 8	10/15/66 - 9/30/67 (8L)	at Texas Tech (W, 7-3)
8	10/16/65 - 9/24/66 (8L)	RICHMOND (W, 20-0)

## LONGEST SEC WINLESS STREAKS

Games	Span	Ended Against
1. 29	10/22/65 - 9/19/70 (27L, 2T)	Vanderbilt [ @ Memphis] (W, 20-6)
2. 22	10/4/58 - 11/4/61 (21L, 1T)	Auburn [ @ Birmingham] (W, 11-10)
3. 11	9/23/89 - 11/3/90 (11L)	LSU (W, 34-22)
4. 10	11/6/04 - 11/19/05	OLE MISS (W, 35-14)
5. 9	10/18/03 - 10/2/04 (9L)	FLORIDA (W, 38-31)
9	9/19/02 - 9/27/03 (9L)	VANDERBILT (W, 30-21)
9	10/25/86 - 11/14/87 (9L)	Ole Miss [ @ Jackson] (W, 30-20)

## LONGEST WITHOUT BEING SHUTOUT

Games	Span	Ended Against
1. 90	11/18/78 - 11/1/86 (44-46-0)	LSU [ @ Jackson]
2. 76	11/10/90 - 9/27/97 (39-35-2)	at Georgia
76	9/5/09 - Present	-----
4. 45	10/11/97 - 9/20/01 (31-14-0)	at Florida
5. 40	11/9/74 - 9/23/78 (8-32-0)	at Florida

## LONGEST WIN STREAKS

### AGAINST SAME OPPONENT

Games	Span	Opponent
1. 14	9/23/50 - 10/24/92	Arkansas State
2. 13	11/30/1911 - 10/24/1925	Ole Miss
3. 12	9/3/94 - Present	Memphis
4. 9	11/10/51 - 10/28/61	Memphis State
5. 9	9/20-34 - Present	Samford



MSU has won 12-straight games against Memphis. In the last meeting, Sept. 1, 2011, Vick Ballard rushed for three touchdowns.

## AIR FORCE (AFA, 1-0)

12/29/1991: AFA, 38-15 at Memphis, Tenn.  
at Neutral Sites: AFA, 1-0

## ALABAMA (UA, 80-18-3)

10/24/1896: UA, 20-0 at Tuscaloosa, Ala.  
11/26/1901: UA, 45-0 at Tuscaloosa, Ala.  
11/8/1902: UA, 27-0 at Tuscaloosa, Ala.  
10/16/1903: MSU, 11-0 at Columbus, Miss.  
10/15/1904: UA, 6-0 at Columbus, Miss.  
10/14/1905: UA, 34-0 at Tuscaloosa, Ala.  
11/3/1906: UA, 16-4 at Starkville  
10/20/1911: Tied, 6-6 at Columbus, Miss.  
10/18/1912: MSU, 7-0 at Aberdeen, Miss.  
11/27/1913: MSU, 7-0 at Birmingham, Ala.  
11/26/1914: MSU, 9-0 at Birmingham, Ala.  
11/27/1919: UA, 14-6 at Birmingham, Ala.  
11/25/1920: UA, 24-7 at Birmingham, Ala.  
11/24/1921: Tied, 7-7 at Birmingham, Ala.  
11/30/1922: UA, 59-0 at Birmingham, Ala.  
10/31/1925: UA, 6-0 at Tuscaloosa, Ala.  
10/9/1926: UA, 26-7 at Meridian, Miss.  
10/29/1927: UA, 13-7 at Tuscaloosa, Ala.  
10/13/1928: UA, 46-0 at Starkville  
10/10/1931: UA, 53-0 at Meridian, Miss.  
10/1/1932: UA, 53-0 at Montgomery, Ala.  
10/14/1933: UA, 18-0 at Tuscaloosa, Ala.  
10/13/1934: UA, 41-0 at Tuscaloosa, Ala.  
10/12/1935: MSU, 20-7 at Tuscaloosa, Ala.  
10/10/1936: UA, 7-0 at Tuscaloosa, Ala.  
10/28/1939: UA, 7-0 at Tuscaloosa, Ala.  
11/30/1940: MSU, 13-0 at Tuscaloosa, Ala.  
10/4/1941: MSU, 14-0 at Tuscaloosa, Ala.  
10/3/1942: UA, 21-6 at Tuscaloosa, Ala.  
11/18/1944: UA, 19-0 at Tuscaloosa, Ala.  
12/1/1945: UA, 55-13 at Tuscaloosa, Ala.  
11/30/1946: UA, 24-7 at Tuscaloosa, Ala.  
10/23/1948: UA, 10-7 at Starkville  
10/22/1949: UA, 35-6 at Tuscaloosa, Ala.  
10/28/1950: UA, 14-7 at Tuscaloosa, Ala.  
10/27/1951: UA, 7-0 at Starkville  
10/25/1952: UA, 42-19 at Tuscaloosa, Ala.  
10/24/1953: Tied, 7-7 at Tuscaloosa, Ala.  
10/23/1954: MSU, 12-7 at Tuscaloosa, Ala.  
10/22/1955: MSU, 26-7 at Tuscaloosa, Ala.  
10/27/1956: UA, 13-12 at Tuscaloosa, Ala.  
10/26/1957: MSU, 25-13 at Tuscaloosa, Ala.  
10/25/1958: UA, 9-7 at Starkville  
10/31/1959: UA, 10-0 at Tuscaloosa, Ala.  
10/29/1960: UA, 7-0 at Starkville  
11/4/1961: UA, 24-0 at Tuscaloosa, Ala.  
11/3/1962: UA, 20-0 at Starkville  
11/2/1963: UA, 20-19 at Tuscaloosa, Ala.  
10/31/1964: UA, 23-6 at Jackson, Miss.  
10/30/1965: UA, 10-7 at Jackson, Miss.  
10/29/1966: UA, 27-14 at Tuscaloosa, Ala.  
11/4/1967: UA, 13-0 at Tuscaloosa, Ala.  
11/2/1968: UA, 20-13 at Tuscaloosa, Ala.  
11/1/1969: UA, 23-19 at Jackson, Miss.  
10/31/1970: UA, 35-6 at Tuscaloosa, Ala.  
10/30/1971: UA, 41-10 at Jackson, Miss.  
11/4/1972: UA, 58-14 at Tuscaloosa, Ala.  
11/3/1973: UA, 35-0 at Jackson, Miss.  
11/2/1974: UA, 35-0 at Tuscaloosa, Ala.  
11/1/1975: UA, 21-10 at Jackson, Miss.  
10/30/1976: UA, 34-17 at Tuscaloosa, Ala.  
10/29/1977: UA, 37-7 at Jackson, Miss.  
11/4/1978: UA, 35-14 at Birmingham, Ala.  
11/3/1979: UA, 24-7 at Tuscaloosa, Ala.  
11/1/1980: MSU, 6-3 at Jackson, Miss.  
10/31/1981: UA, 13-10 at Tuscaloosa, Ala.  
10/30/1982: UA, 20-12 at Jackson, Miss.  
10/29/1983: UA, 35-18 at Tuscaloosa, Ala.  
11/3/1984: UA, 24-20 at Jackson, Miss.  
11/2/1985: UA, 44-28 at Tuscaloosa, Ala.  
11/1/1986: UA, 38-3 at Starkville  
10/31/1987: UA, 21-18 at Birmingham, Ala.

10/29/1988: UA, 53-34 at Starkville  
11/4/1989: UA, 23-10 at Birmingham, Ala.  
11/3/1990: UA, 22-0 at Starkville  
11/2/1991: UA, 13-7 at Tuscaloosa, Ala.  
11/14/1992: UA, 30-21 at Starkville  
11/13/1993: UA, 36-25\* at Tuscaloosa, Ala.  
11/12/1994: UA, 29-25 at Starkville  
11/11/1995: UA, 14-9 at Tuscaloosa, Ala.  
11/16/1996: MSU, 17-16 at Starkville  
11/15/1997: MSU, 32-20 at Tuscaloosa, Ala.  
11/14/1998: MSU, 26-14 at Starkville  
11/13/1999: UA, 19-7 at Tuscaloosa, Ala.  
11/11/2000: MSU, 29-7 at Starkville  
11/10/2001: UA, 24-17 at Tuscaloosa, Ala.  
11/9/2002: UA, 28-14 at Tuscaloosa, Ala.  
11/8/2003: UA, 38-0 at Starkville  
11/6/2004: UA, 30-14 at Tuscaloosa, Ala.  
11/5/2005: UA, 17-0 at Starkville  
11/4/2006: MSU, 24-16 at Tuscaloosa, Ala.  
11/10/2007: MSU, 17-12 at Starkville  
11/15/2008: UA, 32-7 at Tuscaloosa, Ala.  
11/14/2009: UA, 31-3 at Starkville  
11/13/2010: UA, 30-10 at Tuscaloosa, Ala.  
11/12/2011: UA, 24-7 at Starkville  
10/27/2012: UA, 38-7 at Tuscaloosa, Ala.  
11/16/2013: UA, 20-7 at Starkville  
11/15/2014: UA, 25-20 at Tuscaloosa, Ala.  
11/14/2015: UA, 31-6 at Starkville  
11/12/2016: UA, 51-3 at Tuscaloosa, Ala.  
at Starkville: UA, 18-4  
at Tuscaloosa: UA, 43-9-1  
at Neutral Sites: UA, 19-5-2

## ALCORN STATE (MSU, 2-0)

10/2/2010: MSU, 49-16 at Starkville  
9/7/2013: MSU, 51-7 at Starkville  
at Starkville: MSU, 2-0

## ARKANSAS (UA, 16-10-1)

11/30/1916: MSU, 20-7 at Memphis, Tenn.  
10/28/1939: MSU, 19-0 at Memphis, Tenn.  
11/7/1992: MSU, 10-3 at Starkville  
11/6/1993: Tied, 13-13 at Little Rock, Ark.  
11/5/1994: MSU, 17-7 at Starkville  
11/4/1995: UA, 26-21 at Little Rock, Ark.  
11/23/1996: UA, 16-13 at Starkville  
11/22/1997: UA, 17-7 at Fayetteville, Ark.  
11/21/1998: MSU, 22-21 at Starkville  
11/20/1999: UA, 14-9 at Little Rock, Ark.  
11/18/2000: UA, 17-10 (OT) at Starkville  
11/17/2001: UA, 24-21 at Fayetteville, Ark.  
11/23/2002: UA, 26-19 at Starkville  
11/22/2003: UA, 52-6 at Fayetteville, Ark.  
11/20/2004: UA, 24-21 at Starkville  
11/19/2005: UA, 44-10 at Little Rock, Ark.  
11/18/2006: UA, 28-14 at Starkville  
11/17/2007: UA, 45-31 at Little Rock, Ark.  
11/22/2008: MSU, 31-28 at Starkville  
11/21/2009: UA, 42-21 at Little Rock, Ark.  
11/20/2010: UA, 38-31 (2OT) at Starkville  
11/19/2011: UA, 44-17 at Little Rock, Ark.  
11/17/2012: MSU, 45-14 at Starkville  
11/23/2013: MSU, 24-17 (OT) at Little Rock, Ark.  
11/1/2014: MSU, 17-10 at Starkville  
11/21/2015: MSU, 51-50 at Fayetteville, Ark.  
11/19/2016: UA, 58-42 at Starkville  
at Starkville: UA, 7-6  
at Fayetteville: UA, 3-1  
at Neutral Sites: UA, 6-2-1

## ARKANSAS A&M (MSU, 1-0)

10/14/1944: MSU, 49-20 at Starkville  
at Starkville: MSU, 1-0

## ARKANSAS STATE (MSU, 15-0-1)

9/23/1950: MSU, 67-0 at Starkville  
9/22/1951: MSU, 32-0 at Starkville

10/4/1952: MSU, 41-14 at Starkville  
10/2/1954: MSU, 46-13 at Starkville  
10/20/1956: MSU, 19-9 at Starkville  
10/12/1957: MSU, 47-13 at Starkville  
10/18/1958: MSU, 38-0 at Starkville  
10/10/1959: MSU, 49-14 at Starkville  
10/8/1960: MSU, 29-9 at Starkville  
10/14/1961: MSU, 38-0 at Starkville  
9/11/1982: MSU, 31-10 at Starkville  
9/7/1985: MSU, 22-14 at Starkville  
10/11/1986: MSU, 24-9 at Starkville  
10/24/1992: MSU, 56-6 at Starkville  
10/23/1993: Tied, 15-15 at Starkville  
10/1/1994: MSU, 49-3 at Starkville  
at Starkville: MSU, 15-0-1

## ARMY (MSU, 1-0)

1935: MSU, 13-7 at West Point, Miss.  
at West Point: MSU, 1-0

## AUBURN (AU, 62-26-2)

10/27/1905: AU, 18-0 at Columbus, Miss.  
10/8/1910: AU, 6-0 at Auburn, Ala.  
10/27/1911: AU, 11-5 at Birmingham, Ala.  
10/26/1912: AU, 7-0 at Birmingham, Ala.  
10/25/1913: AU, 34-0 at Birmingham, Ala.  
10/24/1914: AU, 19-0 at Birmingham, Ala.  
10/23/1915: AU, 26-0 at Birmingham, Ala.  
10/27/1916: AU, 7-3 at Birmingham, Ala.  
10/27/1917: AU, 13-6 at Birmingham, Ala.  
11/15/1919: AU, 7-0 at Birmingham, Ala.  
11/12/1927: MSU, 7-0 at Birmingham, Ala.  
11/17/1928: MSU, 13-0 at Birmingham, Ala.  
11/15/1930: MSU, 7-6 at Birmingham, Ala.  
10/16/1937: AU, 33-7 at Birmingham, Ala.  
10/14/1938: AU, 20-6 at Montgomery, Ala.  
10/14/1939: AU, 7-0 at Birmingham, Ala.  
10/12/1940: Tied, 7-7 at Birmingham, Ala.  
11/8/1941: MSU, 14-7 at Birmingham, Ala.  
10/31/1942: MSU, 6-0 at Birmingham, Ala.  
11/11/1944: MSU, 26-21 at Birmingham, Ala.  
10/6/1945: MSU, 20-0 at Birmingham, Ala.  
11/9/1946: MSU, 33-0 at Birmingham, Ala.  
11/8/1947: MSU, 14-0 at Birmingham, Ala.  
11/6/1948: MSU, 20-0 at Birmingham, Ala.  
11/5/1949: AU, 25-6 at Auburn, Ala.  
11/4/1950: MSU, 27-0 at Starkville  
11/8/1952: MSU, 49-34 at Auburn, Ala.  
10/10/1953: Tied, 21-21 at Starkville  
11/5/1955: AU, 27-26 at Auburn, Ala.  
11/10/1956: AU, 27-20 at Auburn, Ala.  
11/9/1957: AU, 15-7 at Birmingham, Ala.  
11/8/1958: AU, 33-14 at Auburn, Ala.  
11/7/1959: AU, 31-0 at Birmingham, Ala.  
11/5/1960: AU, 27-12 at Auburn, Ala.  
11/11/1961: MSU, 11-10 at Birmingham, Ala.  
11/10/1962: AU, 9-3 at Auburn, Ala.  
11/9/1963: MSU, 13-10 at Jackson, Miss.  
11/7/1964: AU, 12-3 at Auburn, Ala.  
11/6/1965: AU, 25-18 at Birmingham, Ala.  
11/5/1966: AU, 13-0 at Jackson, Miss.  
11/11/1967: AU, 36-0 at Auburn, Ala.  
9/28/1968: AU, 26-0 at Jackson, Miss.  
11/8/1969: AU, 52-13 at Auburn, Ala.  
11/7/1970: AU, 56-0 at Birmingham, Ala.  
11/6/1971: AU, 30-21 at Auburn, Ala.  
9/9/1972: AU, 14-3 at Jackson, Miss.  
11/10/1973: AU, 31-17 at Auburn, Ala.  
11/9/1974: AU, 24-20 at Jackson, Miss.  
11/8/1975: \*Tied, 21-21 at Auburn, Ala.  
11/6/1976: \*MSU, 28-19 at Jackson, Miss.  
11/5/1977: \*MSU, 27-13 at Auburn, Ala.  
11/11/1978: AU, 6-0 at Starkville  
11/10/1979: AU, 14-3 at Auburn, Ala.  
10/25/1980: MSU, 24-21 at Jackson, Miss.  
10/24/1981: MSU, 21-17 at Auburn, Ala.  
10/23/1982: AU, 35-17 at Starkville



10/22/1983:	AU, 28-13	at Auburn, Ala.
10/27/1984:	AU, 24-21	at Starkville
10/26/1985:	AU, 21-9	at Auburn, Ala.
10/25/1986:	AU, 35-6	at Starkville
10/24/1987:	AU, 38-7	at Auburn, Ala.
10/22/1988:	AU, 33-0	at Auburn, Ala.
10/28/1989:	AU, 14-0	at Auburn, Ala.
10/27/1990:	AU, 17-16	at Starkville
10/26/1991:	MSU, 24-17	at Auburn, Ala.
10/10/1992:	MSU, 14-7	at Starkville
10/9/1993:	AU, 31-17	at Auburn, Ala.
10/8/1994:	AU, 42-18	at Starkville
10/7/1995:	AU, 48-20	at Auburn, Ala.
10/12/1996:	AU, 49-15	at Starkville
11/1/1997:	MSU, 20-0	at Auburn, Ala.
10/10/1998:	MSU, 38-21	at Starkville
10/9/1999:	MSU, 18-16	at Auburn, Ala.
10/7/2000:	MSU, 17-10	at Starkville
10/6/2001:	AU, 16-14	at Auburn, Ala.
9/19/2002:	AU, 42-14	at Starkville
10/18/2003:	AU, 45-13	at Auburn, Ala.
9/11/2004:	AU, 43-14	at Starkville
9/10/2005:	AU, 28-0	at Auburn, Ala.
9/9/2006:	AU, 34-0	at Starkville
9/15/2007:	MSU, 19-14	at Auburn, Ala.
9/13/2008:	AU, 3-2	at Starkville
9/12/2009:	AU, 49-24	at Auburn, Ala.
9/9/2010:	AU, 17-14	at Starkville
9/10/2011:	AU, 41-34	at Auburn, Ala.
9/8/2012:	MSU, 28-10	at Starkville
9/14/2013:	AU, 24-20	at Auburn, Ala.
10/11/2014:	MSU, 38-23	at Starkville
9/26/2015:	MSU, 17-9	at Auburn, Ala.
10/8/2016:	AU, 38-14	at Starkville

at Starkville: AU, 13-6-1

at Auburn: AU, 28-7

at Neutral Sites: AU, 21-13-1

### BAYLOR (BU, 2-1-1)

10/2/1948:	Tied, 7-7	at Memphis, Tenn.
10/1/1949:	BU, 14-6	at Starkville
10/7/1950:	BU, 14-7	at Shreveport, La.
9/16/1995:	MSU, 30-21	at Waco, Texas

at Starkville: BU, 1-0

at Waco: MSU, 1-0

at Neutral Sites: BU, 1-0-1

### BIRMINGHAM-SOUTHERN (MSU, 8-0)

10/2/1909:	MSU, 21-0	at Starkville
11/12/1910:	MSU, 46-0	at Starkville
11/3/1911:	MSU, 62-0	at Starkville
10/1/1921:	MSU, 20-7	at Starkville
10/7/1922:	MSU, 14-0	at Starkville
9/25/1926:	MSU, 19-7	at Birmingham, Ala.
10/1/1927:	MSU, 27-0	at Starkville
11/4/1939:	MSU, 28-0	at Starkville

at Starkville: MSU, 7-0

at Birmingham: MSU, 1-0

### BOWLING GREEN (MSU, 1-0)

10/13/2013:	MSU, 21-20	at Starkville
-------------	------------	---------------

at Starkville: MSU, 1-0

### BYU (BYU, 2-1)

9/14/2000:	MSU, 44-28	at Provo, Utah
12/1/2001:	BYU, 41-38	at Starkville
10/14/2016:	BYU, 28-21 (2OT)	at Provo, Utah

at Starkville: BYU, 1-0

at Provo: Tied, 1-1

### CAL POLY-POMONA (CPR, 1-0)

10/2/1976:	*MSU, 38-0	at Starkville
------------	------------	---------------

at Starkville: CPP, 1-0

### CAL STATE FULLERTON (MSU, 2-0)

9/15/1990:	MSU, 27-13	at Starkville
8/31/1991:	MSU, 47-3	at Starkville

at Starkville: MSU, 2-0

### CAMP SHELBY (MSU, 1-0)

11/9/1918:	MSU, 12-0	at Starkville
------------	-----------	---------------

at Starkville: MSU, 1-0

### CENTENARY (CC, 1-0-2)

11/10/1928:	Tie, 6-6	at Starkville
10/30/1937:	Tie, 0-0	at Shreveport, La.
11/12/1938:	CC, 19-0	at Meridian, Miss.

at Starkville: Tied 0-0-1

at Shreveport: Tied 0-0-1

at Neutral Sites: CC, 1-0

### CHRISTIAN BROTHERS (TIED, 0-0-1)

10/26/1901:	Tied, 0-0	at Memphis, Tenn.
-------------	-----------	-------------------

at Memphis: Tied, 0-0-1

### CINCINNATI (TIED, 1-1)

10/16/1948:	MSU, 27-0	at Starkville
10/15/1949:	UC, 19-0	at Cincinnati, Ohio

at Starkville: MSU, 1-0

at Cincinnati: UC, 1-0

### CLEMSON (TIED 1-1-1)

10/9/1948:	CU, 21-7	at Starkville
10/8/1949:	Tied, 7-7	at Clemson, S.C.
12/30/1999:	MSU, 17-7	at Atlanta, Ga.

at Starkville: CU, 1-0

at Clemson: Tied 0-0-1

at Neutral Sites: MSU, 1-0

### COLORADO STATE (MSU, 2-0)

10/10/1981:	MSU, 37-27	at Fort Collins, Colo.
9/8/1984:	MSU, 14-9	at Starkville

at Starkville: MSU, 1-0

at Fort Collins: MSU, 1-0

### CUMBERLAND (CU, 3-2)

10/17/1902:	CU, 15-6	at Starkville
11/18/1904:	CU, 27-5	at Starkville
11/18/1905:	CU, 27-5	at Starkville
10/9/1909:	MSU, 34-6	at Starkville
10/10/1914:	MSU, 77-0	at Starkville

at Starkville: CU, 3-2

### DELTA STATE (MSU, 1-0)

9/25/1937:	MSU, 39-0	at Starkville
------------	-----------	---------------

at Starkville: MSU, 1-0

### DETROIT (MSU, 1-0)

10/13/1945:	MSU, 41-6	at Memphis, Tenn.
-------------	-----------	-------------------

at Neutral Sites: MSU, 1-0

### DRAKE (DU, 1-0)

11/25/1922:	DU, 48-6	at Starkville
-------------	----------	---------------

at Starkville: DU, 1-0

### DRURY COLLEGE (MSU, 1-0)

10/30/1907:	MSU, 6-0	at Starkville
-------------	----------	---------------

at Starkville: MSU, 1-0

### DUQUESNE (TIED 3-3)

1/1/1937:	DU, 13-12	at Miami, Fla.
12/4/1937:	DU, 9-0	at Starkville
10/21/1938:	MSU, 12-7	at Pittsburgh, Pa.
11/15/1941:	DU, 16-0	at Pittsburgh, Pa.
11/14/1942:	MSU, 28-6	at Starkville
10/18/1947:	MSU, 34-0	at Starkville

at Starkville: MSU, 2-1

at Pittsburgh: Tied 1-1

at Neutral Sites: DU, 1-0

### EAST TENNESSEE STATE (MSU, 1-0)

10/17/1998:	MSU, 53-6	at Starkville
-------------	-----------	---------------

at Starkville: MSU, 1-0

### FLORIDA (UF, 33-19-2)

11/24/1923:	Tied, 13-13	at Jacksonville, Fla.
11/22/1924:	UF, 27-0	at Montgomery, Ala.
11/21/1925:	UF, 12-0	at Tampa, Fla.
12/5/1936:	MSU, 7-0	at Gainesville, Fla.
10/23/1937:	MSU, 14-13	at Starkville
10/1/1938:	MSU, 22-0	at Starkville
10/7/1939:	MSU, 14-0	at Gainesville, Fla.
9/28/1940:	MSU, 27-7	at Gainesville, Fla.
9/27/1941:	MSU, 6-0	at Starkville
10/24/1942:	MSU, 26-12	at Gainesville, Fla.
10/30/1954:	UF, 7-0	at Gainesville, Fla.
9/17/1955:	UF, 20-14	at Gainesville, Fla.
9/22/1956:	UF, 26-0	at Starkville
10/19/1957:	MSU, 29-20	at Gainesville, Fla.
9/27/1958:	MSU, 14-7	at Gainesville, Fla.
9/26/1959:	UF, 14-13	at Jacksonville, Fla.
9/22/1962:	UF, 19-9	at Jackson, Miss.
9/28/1963:	Tied, 9-9	at Gainesville, Fla.
9/26/1964:	UF, 16-13	at Jackson, Miss.
9/25/1965:	MSU, 18-13	at Gainesville, Fla.
9/24/1966:	UF, 28-7	at Gainesville, Fla.
9/30/1967:	UF, 24-7	at Jackson, Miss.
10/5/1968:	UF, 31-14	at Gainesville, Fla.
9/27/1969:	UF, 47-35	at Jackson, Miss.
9/19/1970:	UF, 34-13	at Gainesville, Fla.
9/18/1971:	MSU, 13-10	at Jackson, Miss.
9/30/1972:	UF, 28-13	at Gainesville, Fla.
9/29/1973:	MSU, 33-12	at Jackson, Miss.
9/28/1974:	UF, 29-13	at Gainesville, Fla.
9/27/1975:	UF, 27-10	at Jackson, Miss.
9/25/1976:	UF, 34-30	at Gainesville, Fla.
9/24/1977:	UF, 24-22	at Jackson, Miss.
9/30/1978:	UF, 34-0	at Gainesville, Fla.
9/29/1979:	MSU, 24-10	at Jackson, Miss.
9/27/1980:	UF, 21-15	at Gainesville, Fla.
9/26/1981:	MSU, 28-7	at Jackson, Miss.
9/25/1982:	UF, 27-17	at Gainesville, Fla.
9/24/1983:	UF, 35-12	at Starkville
9/29/1984:	UF, 27-12	at Gainesville, Fla.
9/28/1985:	UF, 36-22	at Starkville
9/27/1986:	MSU, 16-10	at Starkville
9/26/1987:	UF, 38-3	at Gainesville, Fla.
9/24/1988:	UF, 17-0	at Gainesville, Fla.
9/30/1989:	UF, 21-0	at Tampa, Fla.
9/29/1990:	UF, 34-21	at Gainesville, Fla.
9/28/1991:	UF, 29-7	at Orlando, Fla.
10/1/1992:	MSU, 30-6	at Starkville
10/2/1993:	UF, 38-24	at Gainesville, Fla.
9/30/2000:	MSU, 47-35	at Starkville
9/29/2001:	UF, 52-0	at Gainesville, Fla.
10/23/2004:	MSU, 38-31	at Starkville
10/8/2005:	UF, 35-9	at Gainesville, Fla.
10/24/2009:	UF, 29-19	at Starkville
10/16/2010:	MSU, 10-7	at Gainesville, Fla.

at Starkville: MSU, 7-4

at Gainesville: UF, 19-8-1

at Neutral Sites: UF, 10-4-1

### FLORIDA STATE (FSU, 7-2)

10/22/1966:	FSU, 10-0	at Tallahassee, Fla.
10/28/1967:	FSU, 24-12	at Tallahassee, Fla.
11/9/1968:	FSU, 27-14	at Starkville
10/25/1969:	FSU, 20-17	at Tallahassee, Fla.
10/9/1971:	FSU, 27-9	at Tallahassee, Fla.
10/14/1972:	FSU, 25-21	at Jackson, Miss.
10/13/1973:	MSU, 37-12	at Tallahassee, Fla.
10/14/1978:	MSU, 55-27	at Starkville
10/13/1979:	FSU, 17-6	at Tallahassee, Fla.

at Starkville: Tied, 1-1

at Tallahassee: FSU, 5-1

at Neutral Sites: FSU, 1-0

### GARDNER-WEBB (MSU, 1-0)

9/22/2007:	MSU, 31-15	at Starkville
------------	------------	---------------

at Starkville: MSU, 1-0



## GEORGETOWN (MSU, 1-0)

1/1/1941: MSU, 14-7 at Miami, Fla.  
*at Neutral Sites: MSU, 1-0*

## GEORGIA (UGA, 17-6)

10/31/1914: MSU, 9-0 at Athens, Ga.  
 10/14/1950: UGA, 27-0 at Athens, Ga.  
 10/6/1951: MSU, 6-0 at Starkville  
 10/6/1956: MSU, 19-7 at Athens, Ga.  
 10/17/1959: UGA, 15-0 at Atlanta, Ga.  
 10/15/1960: UGA, 20-17 at Athens, Ga.  
 10/21/1961: UGA, 10-7 at Atlanta, Ga.  
 9/17/1966: UGA, 20-17 at Jackson, Miss.  
 9/23/1967: UGA, 30-0 at Athens, Ga.  
 10/3/1970: MSU, 7-6 at Jackson, Miss.  
 10/2/1971: UGA, 35-7 at Athens, Ga.  
 9/21/1974: MSU, 38-14 at Jackson, Miss.  
 9/20/1975: UGA, 28-6 at Athens, Ga.  
 10/2/1982: UGA, 29-22 at Starkville  
 10/1/1983: UGA, 20-7 at Athens, Ga.  
 9/17/1988: UGA, 42-35 at Starkville  
 9/23/1989: UGA, 23-6 at Athens, Ga.  
 10/5/1996: UGA, 38-19 at Starkville  
 10/4/1997: UGA, 47-0 at Athens, Ga.  
 9/24/2005: UGA, 23-10 at Starkville  
 10/21/2006: UGA, 27-24 at Athens, Ga.  
 9/25/2010: MSU, 24-12 at Starkville  
 10/1/2011: UGA, 24-10 at Athens, Ga.

*at Starkville: UGA, 4-2*

*at Athens: UGA, 10-2*

*at Neutral Sites: UGA, 3-2*

## GEORGIA TECH (GT, 5-0)

10/17/1908: GT, 23-0 at Atlanta, Ga.  
 10/5/1929: GT, 27-13 at Atlanta, Ga.  
 9/20/2008: GT, 38-7 at Atlanta, Ga.  
 10/3/2009: GT, 42-31 at Starkville  
 12/31/2014: GT, 49-34 at Miami, Fla.

*at Starkville: GT, 1-0*

*at Atlanta: GT, 3-0*

*at Neutral Sites: GT, 1-0*

## HARDIN-SIMMONS (MSU, 1-0)

10/25/1947: MSU, 27-7 at Starkville  
*at Starkville: MSU, 1-0*

## HASKELL INSTITUTE (MSU, 1-0)

11/29/1917: MSU, 7-6 at Memphis, Tenn.  
*at Neutral Sites: MSU, 1-0*

## HAVANA ATHLETIC CLUB (MSU, 1-0)

1/1/1911: MSU, 12-0 at Havana, Cuba  
*at Havana: MSU, 1-0*

## HENDERSON BROWN (HB, 1-0)

9/27/1929: HB, 7-0 at Starkville  
*at Starkville: HB, 1-0*

## HENDERSON STATE (HSU, 1-0)

11/8/1930: HSU, 25-7 at Starkville  
*at Starkville: HSU, 1-0*

## HOUSTON (UH, 9-7)

9/29/1956: UH, 18-7 at Houston, Texas  
 9/24/1960: UH, 14-10 at Starkville  
 9/30/1961: MSU, 10-7 at Houston, Texas  
 10/20/1962: MSU, 9-3 at Houston, Texas  
 10/19/1963: MSU, 20-0 at Starkville  
 10/24/1964: MSU, 18-13 at Starkville  
 9/18/1965: MSU, 36-0 at Houston, Texas  
 10/15/1966: UH, 28-0 at Houston, Texas  
 10/21/1967: UH, 43-6 at Starkville  
 10/4/1969: UH, 74-0 at Houston, Texas  
 10/10/1970: UH, 31-14 at Starkville  
 10/28/1972: MSU, 27-13 at Starkville  
 9/20/2003: UH, 42-35 at Houston, Texas  
 10/22/2005: UH, 28-16 at Starkville

10/10/2009: UH, 31-24 at Starkville  
 10/9/2010: MSU, 47-24 at Houston, Texas  
*at Starkville: UH, 5-3*  
*at Houston: Tied, 4-4*

## ILLINOIS (TIED, 1-1)

11/17/1923: UI, 27-0 at Urbana, Ill.  
 10/4/1980: MSU, 28-21 at Champaign, Ill.  
*at Champaign: MSU, 1-0*  
*at Neutral Sites: UI, 1-0*

## INDIANA (MSU, 3-0)

10/9/1920: IU, 24-0 at Bloomington, Ind.  
 11/13/1926: IU, 19-6 at Bloomington, Ind.  
 10/27/1932: IU, 19-0 at Bloomington, Ind.  
*at Bloomington: IU, 3-0*

## JACKSON AFB (MSU, 1-0)

9/30/1944: MSU, 41-0 at Starkville  
*at Starkville: MSU, 1-0*

## JACKSON STATE (MSU, 1-0)

9/5/2009: MSU, 45-7 at Starkville  
*at Starkville: MSU, 1-0*

## JACKSONVILLE STATE (MSU, 2-0)

9/14/2002: MSU, 51-13 at Starkville  
 10/14/2006: MSU, 35-3 at Starkville  
*at Starkville: MSU, 2-0*

## KANSAS (MSU, 1-0)

12/31/1981: MSU, 10-0 at Birmingham, Ala.  
*at Neutral Sites: MSU, 1-0*

## KANSAS STATE (TIED, 1-1)

10/5/1974: MSU, 21-16 at Starkville  
 10/1/1977: \*MSU, 24-21 at Manhattan, Kan.  
*at Starkville: MSU, 1-0*  
*at Manhattan: KU, 1-0*

## KENTUCKY (TIED, 22-22)

10/17/1914: UK, 19-13 at Lexington, Ky.  
 10/16/1915: MSU, 12-0 at Starkville  
 11/18/1916: UK, 13-3 at Lexington, Ky.  
 11/10/1917: MSU, 14-0 at Starkville  
 11/4/1944: MSU, 26-0 at Memphis, Tenn.  
 11/11/1950: UK, 48-21 at Starkville  
 10/13/1951: UK, 27-0 at Lexington, Ky.  
 10/18/1952: MSU, 27-14 at Starkville  
 10/17/1953: UK, 32-13 at Lexington, Ky.  
 10/15/1955: MSU, 20-14 at Lexington, Ky.  
 11/1/1958: UK, 33-12 at Lexington, Ky.  
 10/7/1972: UK, 17-13 at Lexington, Ky.  
 10/6/1973: UK, 42-14 at Jackson, Miss.  
 10/9/1976: \*MSU, 14-7 at Jackson, Miss.  
 10/8/1977: UK, 23-7 at Lexington, Ky.  
 10/13/1984: UK, 17-13 at Starkville  
 10/12/1985: UK, 33-19 at Lexington, Ky.  
 10/13/1990: UK, 17-15 at Lexington, Ky.  
 10/12/1991: MSU, 31-6 at Starkville  
 10/31/1992: MSU, 37-36 at Lexington, Ky.  
 10/30/1993: UK, 26-17 at Starkville  
 10/29/1994: MSU, 47-7 at Lexington, Ky.  
 10/28/1995: MSU, 42-32 at Starkville  
 11/9/1996: UK, 24-21 at Lexington, Ky.  
 9/6/1997: MSU, 35-27 at Starkville  
 11/7/1998: UK, 37-35 at Lexington, Ky.  
 11/4/1999: MSU, 23-22 at Starkville  
 11/4/2000: MSU, 35-17 at Lexington, Ky.  
 11/3/2001: MSU, 17-14 at Starkville  
 11/2/2002: UK, 45-24 at Starkville  
 10/25/2003: UK, 42-17 at Lexington, Ky.  
 10/30/2004: MSU, 22-7 at Starkville  
 10/29/2005: UK, 13-7 at Lexington, Ky.  
 10/28/2006: UK, 34-31 at Starkville  
 10/27/2007: MSU, 31-14 at Lexington, Ky.  
 11/1/2008: UK, 14-13 at Starkville

10/31/2009: MSU, 31-24 at Lexington, Ky.  
 10/30/2010: MSU, 24-17 at Starkville  
 10/29/2011: MSU, 28-16 at Lexington, Ky.  
 10/6/2012: MSU, 27-14 at Lexington, Ky.  
 10/24/2013: MSU, 28-22 at Starkville  
 10/25/2014: MSU, 45-31 at Lexington, Ky.  
 10/24/2015: MSU, 42-16 at Starkville  
 10/22/2016: UK, 40-38 at Lexington, Ky.

*at Starkville: MSU, 12-6*

*at Lexington: UK, 14-9*

*at Neutral Sites: UK, 2-1*

## LAMAR (MSU, 2-0)

10/16/1971: MSU, 24-7 at Starkville  
 10/12/1974: MSU, 37-21 at Beaumont, Texas  
*at Starkville: MSU, 1-0*  
*at Beaumont: MSU, 1-0*

## LOUISIANA-LAFAYETTE (MSU, 3-1)

10/23/1908: ULL, 6-5 at Columbus, Miss.  
 10/5/1940: MSU, 20-0 at Starkville  
 9/29/1945: MSU, 31-0 at Starkville  
 9/5/1987: MSU, 31-3 at Starkville  
*at Starkville: MSU, 3-0*  
*at Neutral Sites: ULL, 1-0*

## LOUISIANA-MONROE (MSU, 4-1-1)

9/16/1972: MSU, 42-7 at Starkville  
 9/15/1973: Tied, 21-21 at Starkville  
 10/7/1989: MSU, 28-14 at Starkville  
 9/30/1995: ULM, 34-32 at Starkville  
 11/2/1996: MSU, 59-0 at Starkville  
 10/11/1997: MSU, 24-10 at Starkville  
*at Starkville: MSU, 4-1-1*

## LSU (LSU, 73-34-3)

11/20/1896: LSU, 52-0 at Baton Rouge, La.  
 11/27/1902: LSU, 6-0 at Starkville  
 11/7/1903: MSU, 11-0 at Starkville  
 12/2/1905: LSU, 15-0 at Baton Rouge, La.  
 10/26/1906: Tied, 0-0 at Columbus, Miss.  
 11/9/1907: LSU, 23-11 at Baton Rouge, La.  
 11/7/1908: LSU, 50-0 at Baton Rouge, La.  
 10/16/1909: LSU, 15-0 at Baton Rouge, La.  
 10/21/1910: MSU, 3-0 at Columbus, Miss.  
 11/11/1911: MSU, 6-0 at Gulfport, Miss.  
 11/2/1912: MSU, 7-0 at Baton Rouge, La.  
 11/15/1913: Tied, 0-0 at Starkville  
 10/30/1915: LSU, 10-0 at Baton Rouge, La.  
 11/11/1916: LSU, 13-3 at Starkville  
 11/17/1917: MSU, 9-0 at Baton Rouge, La.  
 11/1/1919: MSU, 6-0 at Starkville  
 10/23/1920: MSU, 12-7 at Baton Rouge, La.  
 12/3/1921: LSU, 17-14 at Starkville  
 11/18/1922: MSU, 7-0 at Baton Rouge, La.  
 12/1/1923: MSU, 14-7 at Starkville  
 10/23/1926: MSU, 7-6 at Jackson, Miss.  
 10/22/1927: LSU, 9-7 at Jackson, Miss.  
 10/21/1928: LSU, 31-0 at Jackson, Miss.  
 10/19/1929: LSU, 31-6 at Jackson, Miss.  
 10/18/1930: MSU, 8-6 at Jackson, Miss.  
 10/17/1931: LSU, 31-0 at Baton Rouge, La.  
 10/15/1932: LSU, 24-0 at Monroe, La.  
 11/25/1933: LSU, 21-6 at Monroe, La.  
 11/3/1934: LSU, 25-3 at Baton Rouge, La.  
 11/9/1935: LSU, 28-13 at Baton Rouge, La.  
 11/7/1936: LSU, 12-0 at Baton Rouge, La.  
 11/6/1937: LSU, 41-0 at Baton Rouge, La.  
 11/5/1938: LSU, 32-7 at Baton Rouge, La.  
 11/11/1939: MSU, 15-12 at Baton Rouge, La.  
 11/9/1940: MSU, 22-7 at Baton Rouge, La.  
 10/11/1941: Tied, 0-0 at Baton Rouge, La.  
 10/10/1942: LSU, 16-6 at Baton Rouge, La.  
 10/21/1944: MSU, 13-6 at Baton Rouge, La.  
 11/10/1945: MSU, 27-20 at Baton Rouge, La.  
 10/5/1946: LSU, 13-6 at Baton Rouge, La.  
 11/15/1947: LSU, 21-6 at Baton Rouge, La.

11/13/1948:	MSU, 7-0	at Baton Rouge, La.
11/12/1949:	LSU, 34-7	at Baton Rouge, La.
11/18/1950:	MSU, 13-7	at Baton Rouge, La.
11/17/1951:	LSU, 3-0	at Baton Rouge, La.
11/15/1952:	MSU, 33-14	at Baton Rouge, La.
11/14/1953:	MSU, 26-13	at Baton Rouge, La.
11/13/1954:	MSU, 25-0	at Baton Rouge, La.
11/12/1955:	LSU, 34-7	at Baton Rouge, La.
11/17/1956:	MSU, 32-13	at Baton Rouge, La.
11/16/1957:	MSU, 14-6	at Baton Rouge, La.
11/15/1958:	LSU, 7-6	at Jackson, Miss.
11/14/1959:	LSU, 27-0	at Baton Rouge, La.
11/12/1960:	LSU, 7-3	at Baton Rouge, La.
11/18/1961:	LSU, 14-6	at Baton Rouge, La.
11/17/1962:	LSU, 28-0	at Jackson, Miss.
11/16/1963:	MSU, 7-6	at Jackson, Miss.
11/14/1964:	LSU, 14-10	at Baton Rouge, La.
11/13/1965:	LSU, 37-20	at Baton Rouge, La.
11/12/1966:	LSU, 17-7	at Baton Rouge, La.
11/18/1967:	LSU, 55-0	at Baton Rouge, La.
11/16/1968:	LSU, 20-16	at Baton Rouge, La.
11/15/1969:	LSU, 61-6	at Baton Rouge, La.
11/14/1970:	LSU, 38-7	at Baton Rouge, La.
11/13/1971:	LSU, 28-3	at Jackson, Miss.
11/18/1972:	LSU, 28-14	at Baton Rouge, La.
11/17/1973:	LSU, 26-7	at Baton Rouge, La.
11/16/1974:	MSU, 7-6	at Jackson, Miss.
11/15/1975:	*MSU, 16-6	at Baton Rouge, La.
11/13/1976:	*MSU, 21-13	at Jackson, Miss.
11/12/1977:	LSU, 27-24	at Baton Rouge, La.
11/18/1978:	MSU, 16-14	at Jackson, Miss.
11/17/1979:	LSU, 21-3	at Baton Rouge, La.
11/15/1980:	MSU, 55-31	at Jackson, Miss.
11/14/1981:	MSU, 17-9	at Baton Rouge, La.
11/13/1982:	MSU, 27-24	at Starkville
11/12/1983:	MSU, 45-26	at Baton Rouge, La.
11/17/1984:	MSU, 16-14	at Starkville
11/16/1985:	LSU, 17-15	at Baton Rouge, La.
11/15/1986:	LSU, 47-0	at Jackson, Miss.
11/14/1987:	LSU, 34-14	at Baton Rouge, La.
11/12/1988:	LSU, 20-3	at Starkville
11/18/1989:	LSU, 44-20	at Baton Rouge, La.
11/17/1990:	MSU, 34-22	at Jackson, Miss.
11/16/1991:	MSU, 28-19	at Baton Rouge, La.
9/12/1992:	LSU, 24-3	at Baton Rouge, La.
9/11/1993:	LSU, 18-16	at Starkville
9/10/1994:	LSU, 44-24	at Baton Rouge, La.
9/9/1995:	LSU, 34-16	at Starkville
10/26/1996:	LSU, 28-20	at Baton Rouge, La.
9/13/1997:	LSU, 24-9	at Starkville
10/24/1998:	LSU, 41-6	at Baton Rouge, La.
10/23/1999:	MSU, 17-16	at Starkville
10/21/2000:	LSU, 45-38 (OT)	at Baton Rouge, La.
10/20/2001:	LSU, 42-0	at Starkville
9/28/2002:	LSU, 31-13	at Baton Rouge, La.
9/27/2003:	LSU, 41-6	at Starkville
9/25/2004:	LSU, 51-0	at Baton Rouge, La.
10/1/2005:	LSU, 37-7	at Starkville
9/30/2006:	LSU, 47-17	at Baton Rouge, La.
8/30/2007:	LSU, 45-0	at Starkville
9/27/2008:	LSU, 34-24	at Baton Rouge, La.
9/26/2009:	LSU, 30-26	at Starkville
9/18/2010:	LSU, 29-7	at Baton Rouge, La.
9/15/2011:	LSU, 19-6	at Starkville
11/10/2012:	LSU, 37-17	at Baton Rouge, La.
10/5/2013:	LSU, 59-26	at Starkville
9/20/2014:	MSU, 34-29	at Baton Rouge, La.
9/12/2015:	LSU, 21-19	at Starkville
9/17/2016:	LSU, 23-20	at Baton Rouge, La.
<i>at Starkville: LSU, 15-6-1</i>		
<i>at Baton Rouge: LSU, 48-19-1</i>		
<i>at Neutral Sites: LSU, 10-9-1</i>		

## LOUISIANA TECH (MSU, 9-3)

11/25/1904:	MSU, 32-5	at Starkville
10/10/1908:	MSU, 47-0	at Starkville
10/8/1927:	MSU, 14-0	at Starkville

10/8/1938:	MSU, 48-0	at Starkville
9/21/1968:	LTU, 20-13	at Starkville
9/13/1980:	MSU, 31-11	at Starkville
9/19/1987:	MSU, 14-13	at Starkville
9/3/1988:	MSU, 21-14	at Starkville
9/21/1996:	LTU, 38-23	at Starkville
8/30/2008:	LTU, 22-14	at Ruston, La.
9/24/2011:	MSU, 26-20 (OT)	at Starkville
10/17/2015:	MSU, 45-20	at Starkville
<i>at Starkville: MSU, 9-2</i>		
<i>at Ruston: LTU, 1-0</i>		

## LOUISVILLE (TIED, 2-2)

10/20/1973:	MSU, 18-7	at Louisville, Ky.
10/26/1974:	MSU, 56-7	at Starkville
10/25/1975:	*MSU, 28-14	at Louisville, Ky.
9/18/1976:	*MSU, 30-21	at Starkville
<i>at Starkville: Tied, 1-1</i>		
<i>at Louisville: Tied, 1-1</i>		

## LOYOLA [N.O.] (MSU, 3-0)

11/17/1934:	MSU, 20-6	at New Orleans, La.
10/18/1935:	MSU, 6-0	at New Orleans, La.
10/17/1936:	MSU, 32-0	at Meridian, Miss.
<i>at New Orleans: MSU, 2-0</i>		
<i>at Neutral Sites: MSU, 1-0</i>		

## MAINE (MAINE, 1-0)

9/18/2004:	Maine, 9-7	at Starkville
<i>at Starkville: Maine, 1-0</i>		

## MARION INSTITUTE (MSU, 4-0)

10/20/1905:	MSU, 38-0	at Marion, Ala.
10/13/1906:	MSU, 62-0	at Starkville
10/3/1914:	MSU, 54-0	at Starkville
10/5/1917:	MSU, 18-6	at Starkville
<i>at Starkville: MSU, 3-0</i>		
<i>at Marion: MSU, 1-0</i>		

## MARSHALL (MSU, 1-0)

10/20/1979:	MSU, 48-0	at Starkville
<i>at Starkville: MSU, 1-0</i>		

## MARYLAND (UM, 1-0)

9/22/1979:	UM, 35-14	at College Park, Md.
<i>at College Park: UM, 1-0</i>		

## MARYVILLE COLLEGE (TIED, 0-0-1)

11/20/1916:	Tied, 7-7	at Maryville, Tenn.
<i>at Maryville: Tied, 0-0-1</i>		

## MASSACHUSETTS (MSU, 1-0)

9/24/2016:	MSU, 47-35	at Foxborough, Mass.
<i>at Foxborough: MSU, 1-0</i>		

## MAXWELL FIELD (MSU, 1-0)

10/20/1945:	MSU, 16-6	at Starkville
<i>at Starkville: MSU, 1-0</i>		

## MEMPHIS (MSU, 33-11)

11/10/1951:	MSU, 27-20	at Memphis, Tenn.
9/19/1953:	MSU, 34-6	at Memphis, Tenn.
9/18/1954:	MSU, 27-7	at Starkville
10/1/1955:	MSU, 33-0	at Starkville
9/28/1957:	MSU, 10-6	at Starkville
10/11/1958:	MSU, 28-6	at Starkville
10/24/1959:	MSU, 28-23	at Starkville
10/22/1960:	MSU, 21-0	at Starkville
10/28/1961:	MSU, 23-16	at Memphis, Tenn.
10/27/1962:	MEM, 28-7	at Starkville
10/26/1963:	MEM, 17-10	at Memphis, Tenn.
10/16/1965:	MEM, 33-13	at Memphis, Tenn.
10/19/1974:	MSU, 29-28	at Memphis, Tenn.
9/6/1975:	MSU, 17-7	at Memphis, Tenn.
10/16/1976:	*MSU, 42-33	at Memphis, Tenn.
10/15/1977:	MEM, 21-13	at Memphis, Tenn.
9/23/1978:	MSU, 44-14	at Memphis, Tenn.

9/8/1979:	MEM, 14-13	at Jackson, Miss.
9/6/1980:	MSU, 34-7	at Memphis, Tenn.
9/5/1981:	MSU, 20-3	at Jackson, Miss.
9/18/1982:	MSU, 41-17	at Memphis, Tenn.
11/5/1983:	MEM, 30-13	at Starkville
10/20/1984:	MEM, 23-12	at Memphis, Tenn.
10/5/1985:	MSU, 31-28	at Starkville
10/4/1986:	MSU, 34-17	at Memphis, Tenn.
10/3/1987:	MSU, 9-6	at Starkville
10/1/1988:	MEM, 31-10	at Memphis, Tenn.
10/21/1989:	MSU, 35-10	at Starkville
11/10/1990:	MSU, 27-23	at Memphis, Tenn.
10/19/1991:	MEM, 28-23	at Starkville
9/19/1992:	MSU, 20-16	at Memphis, Tenn.
9/4/1993:	MEM, 45-35	at Starkville
9/3/1994:	MSU, 17-6	at Memphis, Tenn.
9/2/1995:	MSU, 28-18	at Starkville
9/7/1996:	MSU, 31-10	at Memphis, Tenn.
8/30/1997:	MSU, 13-10	at Starkville
9/12/1998:	MSU, 14-6	at Memphis, Tenn.
9/11/1999:	MSU, 13-10	at Starkville
9/2/2000:	MSU, 17-3	at Memphis, Tenn.
9/3/2001:	MSU, 30-10	at Starkville
10/19/2002:	MSU, 29-17	at Memphis, Tenn.
10/11/2003:	MSU, 35-27	at Starkville
9/4/2010:	MSU, 49-7	at Starkville
9/1/2011:	MSU, 59-14	at Memphis, Tenn.

*at Starkville: MSU, 15-4*

*at Memphis: MSU, 17-6*

*at Neutral Sites: Tied, 1-1*

## MEMPHIS ATHLETIC CLUB (MAC, 1-0)

12/7/1895:	MAC, 16-0	at Memphis, Tenn.
<i>at Memphis: MAC, 1-0</i>		

## MEMPHIS UNIV. SCHOOL (MSU, 1-0)

10/15/1910:	MSU, 6-0	at Starkville
<i>at Starkville: MSU, 1-0</i>		

## MERCER (MSU, 3-0)

10/24/1907:	MSU, 75-0	at Columbus, Miss.
11/7/1914:	MSU, 66-0	at Starkville
11/28/1936:	MSU, 32-0	at Starkville
<i>at Starkville: MSU, 2-0</i>		
<i>at Neutral Sites: MSU, 1-0</i>		

## MERIDIAN ATHLETIC CLUB (MSU, 2-0)

11/2/1901:	MSU, 11-5	at Meridian, Miss.
10/24/1903:	MSU, 43-0	at Meridian, Miss.
<i>at Meridian: MSU, 2-0</i>		

## MIAMI [FLA.] (UM, 3-2)

10/15/1954:	UM, 27-13	at Miami, Fla.
10/18/1980:	MSU, 34-31	at Miami, Fla.
10/17/1981:	MSU, 14-10	at Starkville
10/16/1982:	UM, 31-14	at Miami, Fla.
10/15/1983:	UM, 31-7	at Starkville
<i>at Starkville: Tied 1-1</i>		
<i>at Miami: UM, 2-1</i>		

## MIAMI [OHIO] (MSU, 1-0)

12/26/2016:	MSU, 17-16	at St. Petersburg, Fla.
<i>at Neutral Sites: MSU, 1-0</i>		

## MICHIGAN (MSU, 1-0)

1/1/2011:	MSU, 52-14	at Jacksonville, Fla.
<i>at Neutral Sites: MSU, 1-0</i>		

## MICHIGAN STATE (MICH. STATE, 2-1-1)

11/3/1928:	Tie, 6-6	at East Lansing, Mich.
11/9/1929:	MICH. ST., 33-19	at Jackson, Miss.
10/12/1946:	MSU, 6-0	at East Lansing, Mich.
10/4/1947:	MICH. ST., 7-0	at East Lansing, Mich.
<i>at East Lansing: Tied, 1-1-1</i>		
<i>at Neutral Sites: MICH. ST., 1-0</i>		



### MIDDLE TENNESSEE (MSU, 5-0)

9/4/1999:	MSU, 40-7	at Starkville
10/28/2000:	MSU, 61-35	at Starkville
10/25/2008:	MSU, 31-22	at Starkville
10/17/2009:	MSU, 27-6	at Murfreesboro, Tn.
10/20/2012:	MSU, 45-3	at Starkville
<i>at Starkville: MSU, 4-0</i>		
<i>at Murfreesboro: MSU, 1-0</i>		

### MILLSAPS (MSU, 14-2-1)

10/6/1923:	MSU, 28-6	at Starkville
10/4/1924:	MSU, 28-6	at Starkville
10/3/1925:	MSU, 34-0	at Starkville
10/16/1926:	MSU, 34-0	at Starkville
11/18/1927:	MSU, 6-0	at Starkville
11/16/1929:	Tied, 0-0	at Starkville
10/11/1930:	MC, 19-13	at Starkville
9/26/1931:	MSU, 10-7	at Jackson, Miss.
10/22/1932:	MSU, 9-8	at Starkville
9/30/1933:	MSU, 12-0	at Starkville
10/5/1934:	MC, 7-6	at Starkville
10/4/1935:	MSU, 45-0	at Starkville
9/26/1936:	MSU, 20-0	at Starkville
11/18/1939:	MSU, 40-0	at Starkville
11/16/1940:	MSU, 46-13	at Starkville
11/22/1941:	MSU, 49-6	at Starkville
10/7/1944:	MSU, 56-0	at Starkville
<i>at Starkville: MSU, 13-2-1</i>		
<i>at Jackson: MSU, 1-0</i>		

### MISSISSIPPI COLLEGE (MSU, 16-3)

10/1/1910:	MSU, 24-0	at Starkville
9/29/1911:	MSU, 27-6	at Starkville
10/4/1912:	MSU, 19-0	at Starkville
10/10/1913:	MSU, 1-0	at Starkville
10/2/1915:	MSU, 12-0	at Jackson, Miss.
10/6/1916:	MC, 13-6	at Aberdeen, Miss.
10/13/1917:	MSU, 68-0	at Starkville
10/11/1919:	MSU, 56-7	at Starkville
10/2/1920:	MSU, 27-0	at Starkville
10/15/1921:	MSU, 14-13	at Jackson, Miss.
11/15/1924:	MSU, 7-6	at Starkville
11/7/1925:	MSU, 46-0	at Starkville
10/2/1926:	MSU, 41-0	at Starkville
11/2/1929:	MSU, 6-0	at Starkville
10/4/1930:	MC, 13-12	at Starkville
10/3/1931:	MC, 6-2	at Starkville
10/8/1932:	MSU, 18-7	at Jackson, Miss.
11/4/1933:	MSU, 18-0	at Starkville
10/26/1934:	MSU, 13-6	at Starkville
<i>at Starkville: MSU, 13-2</i>		
<i>at Neutral Sites: MSU, 3-1</i>		

### MISSOURI (UM, 2-1)

10/3/1981:	UM, 14-3	at Jackson, Miss.
9/22/1984:	UM, 47-30	at Columbia, Mo.
11/5/2015:	MSU, 31-13	at Columbia, Mo.
<i>at Columbia: Tied, 1-1</i>		
<i>at Neutral Sites: UM, 1-0</i>		

### MURRAY STATE (MSU, 2-0)

11/2/1946:	MSU, 69-0	at Starkville
9/3/2005:	MSU, 38-6	at Starkville
<i>at Starkville: MSU, 2-0</i>		

### NAVY (MSU, 1-0)

9/17/1983:	MSU, 38-10	at Jackson, Miss.
<i>at Neutral Sites: MSU, 1-0</i>		

### NEBRASKA (UN, 1-0)

12/27/1980:	UN, 31-17	at El Paso, Texas
<i>at Neutral Sites: UN, 1-0</i>		

### NEW ORLEANS ATHLETIC CLUB (NOAC, 1-0)

11/21/1896:	NOAC, 55-0	at New Orleans, La.
<i>at New Orleans: NOAC, 1-0</i>		

### NORTH CAROLINA (TIED, 1-1)

12/28/1974:	MSU, 26-24	at El Paso, Texas
1/2/1993:	UNC, 21-17	at Atlanta, Ga.
<i>at Neutral Sites: Tied, 1-1</i>		

### NORTH CAROLINA STATE (TIED, 3-3)

10/25/1930:	NCSU, 14-0	at Raleigh, N.C.
11/7/1931:	NCSU, 6-0	at Starkville
10/26/1940:	MSU, 26-10	at Raleigh, N.C.
12/21/1963:	MSU, 16-12	at Philadelphia, Pa.
1/1/1995:	NCSU, 28-24	at Atlanta, Ga.
12/30/2015:	MSU, 51-28	at Charlotte, N.C.
<i>at Starkville: NCSU, 1-0</i>		
<i>at Raleigh: Tied, 1-1</i>		
<i>at Neutral Sites: MSU, 2-1</i>		

### NORTH TEXAS (MSU, 6-2)

10/11/1952:	MSU, 14-0	at Starkville
10/3/1953:	MSU, 21-6	at Starkville
11/6/1954:	MSU, 48-26	at Starkville
10/29/1955:	MSU, 20-7	at Starkville
10/25/1975:	MSU, 15-12	at Starkville
9/4/1976:	*MSU, 7-0	at Starkville
9/3/1977:	*MSU, 17-15	at Starkville
9/9/1978:	MSU, 17-5	at Irving, Texas
<i>at Starkville: MSU, 5-2</i>		
<i>at Neutral Sites: MSU, 1-0</i>		

### NORTHWESTERN (NW, 1-0)

1/1/2013:	NW, 34-20	at Jacksonville, Fla.
<i>at Neutral Sites: NW, 1-0</i>		

### NORTHWESTERN STATE (MSU, 3-0)

11/17/1945:	MSU, 54-0	at Starkville
11/16/1946:	MSU, 27-0	at Starkville
9/19/2015:	MSU, 62-13	at Starkville
<i>at Starkville: MSU, 2-0</i>		

### OKLAHOMA STATE (OSU, 3-2)

9/12/1970:	MSU, 14-13	at Jackson, Miss.
9/11/1971:	OSU, 26-7	at Stillwater, Okla.
9/19/1998:	OSU, 42-23	at Stillwater, Okla.
9/18/1999:	MSU, 29-11	at Starkville
8/31/2013:	OSU, 21-3	at Houston, Texas
<i>at Starkville: MSU, 1-0</i>		
<i>at Stillwater: OSU, 2-0</i>		
<i>at Neutral Sites: Tied, 1-1</i>		

### OLE MISS (UM, 63-44-6)

10/28/1901:	MSU, 17-0	at Starkville
10/25/1902:	UM, 21-0	at Starkville
11/14/1903:	Tied, 6-6	at Oxford, Miss.
10/22/1904:	UM, 17-5	at Columbus, Miss.
11/30/1905:	MSU, 11-0	at Jackson, Miss.
11/25/1906:	UM, 29-5	at Jackson, Miss.
11/28/1907:	MSU, 15-0	at Jackson, Miss.
11/20/1908:	MSU, 44-6	at Jackson, Miss.
11/25/1909:	UM, 9-5	at Jackson, Miss.
11/24/1910:	UM, 30-0	at Jackson, Miss.
11/30/1911:	MSU, 6-0	at Jackson, Miss.
11/6/1915:	MSU, 65-0	at Tupelo, Miss.
11/3/1916:	MSU, 36-0	at Tupelo, Miss.
11/3/1917:	MSU, 41-14	at Tupelo, Miss.
11/28/1918:	MSU, 34-0	at Starkville
12/7/1918:	MSU, 13-0	at Oxford, Miss.
11/8/1919:	MSU, 33-0	at Clarksdale, Miss.
11/6/1920:	MSU, 20-0	at Greenwood, Miss.
10/29/1921:	MSU, 21-0	at Greenwood, Miss.
10/21/1922:	MSU, 19-13	at Jackson, Miss.
10/20/1923:	MSU, 13-6	at Jackson, Miss.
10/18/1924:	MSU, 20-0	at Jackson, Miss.
10/24/1925:	MSU, 6-0	at Jackson, Miss.
11/25/1926:	UM, 7-6	at Starkville
11/25/1927:	UM, 20-12	at Oxford, Miss.
11/29/1928:	UM, 20-19	at Starkville
11/28/1929:	Tied, 7-7	at Oxford, Miss.
11/27/1930:	UM, 20-0	at Starkville

11/26/1931:	UM, 25-14	at Oxford, Miss.
11/24/1932:	UM, 13-0	at Starkville
12/2/1933:	UM, 31-0	at Oxford, Miss.
12/1/1934:	UM, 7-3	at Jackson, Miss.
11/30/1935:	UM, 14-6	at Oxford, Miss.
11/21/1936:	MSU, 26-6	at Starkville
11/30/1937:	MSU, 9-7	at Oxford, Miss.
11/26/1938:	UM, 19-6	at Starkville
11/25/1939:	MSU, 18-6	at Oxford, Miss.
11/23/1940:	MSU, 19-0	at Starkville
11/29/1941:	MSU, 6-0	at Oxford, Miss.
11/28/1942:	MSU, 34-13	at Starkville
11/25/1944:	UM, 13-8	at Oxford, Miss.
11/24/1945:	UM, 7-6	at Starkville
11/23/1946:	MSU, 20-0	at Oxford, Miss.
11/29/1947:	UM, 33-14	at Starkville
11/27/1948:	UM, 34-7	at Oxford, Miss.
11/26/1949:	UM, 26-0	at Starkville
12/2/1950:	UM, 27-20	at Oxford, Miss.
12/1/1951:	UM, 49-7	at Starkville
11/29/1952:	UM, 20-14	at Oxford, Miss.
11/28/1953:	Tied, 7-7	at Starkville
11/27/1954:	UM, 14-0	at Oxford, Miss.
11/26/1955:	UM, 26-0	at Starkville
12/1/1956:	UM, 13-7	at Oxford, Miss.
11/30/1957:	Tied, 7-7	at Starkville
11/29/1958:	UM, 21-0	at Oxford, Miss.
11/28/1959:	UM, 42-0	at Starkville
11/26/1960:	UM, 35-9	at Oxford, Miss.
12/2/1961:	UM, 37-7	at Starkville
12/1/1962:	UM, 13-6	at Oxford, Miss.
11/30/1963:	Tied, 10-10	at Starkville
12/5/1964:	MSU, 20-17	at Oxford, Miss.
11/27/1965:	UM, 21-0	at Starkville
11/26/1966:	UM, 24-0	at Oxford, Miss.
12/2/1967:	UM, 10-3	at Starkville
11/30/1968:	Tied, 17-17	at Oxford, Miss.
11/27/1969:	UM, 48-22	at Starkville
11/21/1970:	MSU, 19-14	at Oxford, Miss.
11/25/1971:	UM, 48-0	at Starkville
11/25/1972:	UM, 51-14	at Oxford, Miss.
11/24/1973:	UM, 38-10	at Jackson, Miss.
11/23/1974:	MSU, 31-13	at Jackson, Miss.
11/22/1975:	UM, 13-7	at Jackson, Miss.
11/20/1976:	*MSU, 28-11	at Jackson, Miss.
11/19/1977:	*MSU, 18-14	at Jackson, Miss.
11/25/1978:	UM, 27-7	at Jackson, Miss.
11/24/1979:	UM, 14-9	at Jackson, Miss.
11/22/1980:	MSU, 19-14	at Jackson, Miss.
11/21/1981:	UM, 21-17	at Jackson, Miss.
11/20/1982:	MSU, 27-10	at Jackson, Miss.
11/19/1983:	UM, 24-23	at Jackson, Miss.
11/24/1984:	UM, 24-3	at Jackson, Miss.
11/23/1985:	UM, 45-27	at Jackson, Miss.
11/22/1986:	UM, 24-3	at Jackson, Miss.
11/21/1987:	MSU, 30-20	at Jackson, Miss.
11/26/1988:	UM, 33-6	at Jackson, Miss.
11/25/1989:	UM, 21-11	at Jackson, Miss.
11/24/1990:	UM, 21-9	at Jackson, Miss.
11/23/1991:	MSU, 24-9	at Starkville
11/28/1992:	UM, 17-10	at Oxford, Miss.
11/27/1993:	MSU, 20-13	at Starkville
11/26/1994:	MSU, 21-17	at Oxford, Miss.
11/25/1995:	UM, 13-10	at Starkville
11/30/1996:	MSU, 17-0	at Oxford, Miss.
11/29/1997:	UM, 15-14	at Starkville
11/26/1998:	MSU, 28-6	at Oxford, Miss.
11/25/1999:	MSU, 23-20	at Starkville
11/23/2000:	UM, 45-30	at Oxford, Miss.
11/22/2001:	MSU, 36-28	at Starkville
11/28/2002:	UM, 24-12	at Oxford, Miss.
11/27/2003:	UM, 31-0	at Starkville
11/27/2004:	UM, 20-3	at Oxford, Miss.
11/26/2005:	MSU, 35-14	at Starkville
11/25/2006:	UM, 20-17	at Oxford, Miss.
11/23/2007:	MSU, 17-14	at Starkville
11/28/2008:	UM, 45-0	at Oxford, Miss.

11/28/2009:	MSU, 41-27	at Starkville
11/27/2010:	MSU, 31-23	at Oxford, Miss.
11/26/2011:	MSU, 31-3	at Starkville
11/24/2012:	UM, 41-24	at Oxford, Miss.
11/28/2013:	MSU, 17-10 (OT)	at Starkville
11/29/2014:	UM, 31-17	at Oxford, Miss.
11/28/2015:	UM, 38-27	at Starkville
11/26/2016:	MSU, 55-20	at Oxford, Miss.
<i>at Starkville: UM, 21-14-3</i>		
<i>at Oxford: UM, 23-12-3</i>		
<i>at Neutral Sites: UM, 19-18</i>		

## OREGON (UO, 2-0)

8/31/2002:	UO, 36-13	at Eugene, Ore.
8/31/2003:	UO, 42-34	at Starkville
<i>at Starkville: UO, 1-0</i>		
<i>at Eugene: UO, 1-0</i>		

## OUACHITA (MSU, 3-1-2)

10/8/1921:	MSU, 21-6	at Starkville
11/4/1922:	Tie, 7-7	at Starkville
10/13/1923:	MSU, 6-0	at Starkville
10/11/1924:	OU, 12-0	at Starkville
10/10/1925:	Tied, 3-3	at Starkville
9/29/1928:	MSU, 20-6	at Starkville
<i>at Starkville: MSU, 3-1-2</i>		

## PARK [TENN.] FIELD (PF, 1-0)

11/16/1918:	PF, 6-0	at Starkville
<i>at Starkville: PF, 1-0</i>		

## PAYNE [WEST POINT, MISS.] FIELD (PF, 1-0)

11/2/1918:	PF, 7-6	at Starkville
<i>at Starkville: PF, 1-0</i>		

## RHODES (SOUTHWESTERN) (MSU, 9-3)

10/2/1907:	MSU, 7-0	at Starkville
10/22/1909:	MSU, 31-0	at Columbus, Miss.
10/7/1911:	MSU, 30-0	at Starkville
9/27/1930:	SWU, 14-0	at Starkville
11/14/1931:	MSU, 14-0	at Starkville
11/12/1932:	MSU, 6-0	at Starkville
10/27/1933:	SWU, 6-0	at Memphis
10/20/1934:	MSU, 21-6	at Memphis
11/19/1938:	SWU, 7-3	at Memphis
10/21/1939:	MSU, 37-0	at Starkville
11/2/1940:	MSU, 13-0	at Memphis
11/1/1941:	MSU, 20-6	at Memphis
<i>at Starkville: MSU, 5-1</i>		
<i>at Memphis: MSU, 3-2</i>		
<i>at Neutral Sites: MSU, 1-0</i>		

## RICE (TIED, 1-1)

10/11/1975:	*MSU, 28-14	at Houston, Texas
12/31/2013:	MSU, 44-7	at Memphis, Tenn.
<i>at Houston: RU, 1-0</i>		
<i>at Neutral Sites: MSU, 1-0</i>		

## RICHMOND (MSU, 2-0)

10/1/1966:	MSU, 20-0	at Starkville
9/20/1969:	MSU, 17-14	at Starkville
<i>at Starkville: MSU, 2-0</i>		

## SAMFORD (MSU, 17-1-1)

11/15/1902:	MSU, 26-0	at Birmingham, Ala.
11/11/1905:	MSU, 44-0	at Starkville
9/29/1906:	MSU, 30-0	at Starkville
10/12/1907:	MSU, 12-5	at Birmingham, Ala.
11/8/1909:	HU, 6-0	at Birmingham, Ala.
11/18/1910:	MSU, 82-0	at Starkville
10/14/1911:	MSU, 48-0	at Starkville
10/4/1913:	MSU, 66-0	at Starkville
10/25/1919:	MSU, 39-0	at Starkville
10/14/1922:	Tied, 0-0	at Starkville
9/21/1934:	MSU, 13-7	at Birmingham, Ala.
9/20/1935:	MSU, 19-6	at Starkville
10/3/1936:	MSU, 35-0	at Starkville

10/2/1937:	MSU, 38-0	at Starkville
9/25/1938:	MSU, 19-0	at Starkville
9/23/1939:	MSU, 45-0	at Starkville
10/19/1940:	MSU, 40-7	at Starkville
9/21/1963:	MSU, 43-0	at Starkville
10/29/2016:	MSU, 56-41	at Starkville
<i>at Starkville: MSU, 14-0-1</i>		
<i>at Birmingham: MSU, 3-1</i>		

## SAN FRANCISCO (MSU, 4-0)

12/6/1941:	MSU, 26-13	at San Francisco, Calif.
12/5/1942:	MSU, 19-7	at Memphis, Tenn.
10/19/1946:	MSU, 48-20	at Memphis, Tenn.
10/11/1947:	MSU, 21-14	at San Francisco, Calif.
<i>at San Francisco: MSU, 2-0</i>		
<i>at Neutral Sites: MSU, 2-0</i>		

## SEWANEE (MSU, 4-1)

10/10/1907:	US, 38-0	at Sewanee, Tenn.
11/18/1933:	MSU, 26-13	at Starkville
11/23/1935:	MSU, 25-0	at Starkville
10/31/1936:	MSU, 68-0	at Jackson, Miss.
11/12/1937:	MSU, 12-0	at Starkville
<i>at Starkville: MSU, 3-0</i>		
<i>at Sewanee: US, 1-0</i>		
<i>at Neutral Sites: MSU, 1-0</i>		

## SOUTH ALABAMA (MSU, 2-1)

9/22/2012:	MSU, 30-10	at Starkville
9/13/2014:	MSU, 35-3	at Mobile, Ala.
9/3/2016:	USA, 21-20	at Starkville
<i>at Starkville: Tied, 1-1</i>		
<i>at Mobile: MSU, 1-0</i>		

## SOUTH CAROLINA (USC, 9-7)

10/17/1992:	USC, 21-6	at Columbia, S.C.
10/16/1993:	MSU, 23-0	at Starkville
10/15/1994:	MSU, 41-36	at Columbia, S.C.
10/14/1995:	USC, 65-39	at Starkville
9/28/1996:	MSU, 14-10	at Columbia, S.C.
9/27/1997:	MSU, 37-17	at Starkville
9/26/1998:	MSU, 38-0	at Columbia, S.C.
9/25/1999:	MSU, 17-0	at Starkville
9/23/2000:	USC, 23-19	at Columbia, S.C.
9/20/2001:	USC, 16-14	at Starkville
10/5/2002:	USC, 34-10	at Columbia, S.C.
8/31/2006:	USC, 15-0	at Starkville
9/29/2007:	USC, 38-21	at Columbia, S.C.
10/15/2011:	USC, 14-12	at Starkville
11/2/2013:	USC, 34-16	at Columbia, S.C.
9/10/2016:	MSU, 27-14	at Starkville
<i>at Starkville: Tied, 4-4</i>		
<i>at Columbia: USC, 5-3</i>		

## SOUTHERN MILITARY ACADEMY (MSU, 1-0)

10/16/1920:	MSU, 33-0	at Starkville
<i>at Starkville: MSU, 1-0</i>		

## SOUTHERN MISS (TIED, 14-14-1)

11/15/1935:	MSU, 27-0	at Hattiesburg, Miss.
11/22/1947:	MSU, 14-7	at Starkville
10/17/1964:	MSU, 48-7	at Starkville
10/9/1965:	MSU, 27-9	at Starkville
10/8/1966:	MSU, 10-9	at Starkville
10/14/1967:	USM, 21-14	at Starkville
10/12/1968:	USM, 47-14	at Starkville
10/11/1969:	MSU, 34-20	at Starkville
10/24/1970:	MSU, 51-15	at Starkville
10/21/1972:	MSU, 26-7	at Starkville
10/27/1973:	Tied, 10-10	at Starkville
10/4/1975:	*MSU, 7-3	at Starkville
10/23/1976:	*MSU, 14-6	at Hattiesburg, Miss.
10/22/1977:	USM, 14-7	at Starkville
10/7/1978:	USM, 22-17	at Hattiesburg, Miss.
10/27/1979:	USM, 21-7	at Starkville
10/11/1980:	USM, 42-14	at Starkville
11/7/1981:	USM, 7-6	at Jackson, Miss.

10/9/1982:	USM, 20-14	at Jackson, Miss.
10/8/1983:	USM, 31-6	at Jackson, Miss.
10/6/1984:	MSU, 27-18	at Jackson, Miss.
9/21/1985:	MSU, 23-20	at Jackson, Miss.
9/20/1986:	USM, 28-24	at Jackson, Miss.
10/17/1987:	USM, 18-14	at Jackson, Miss.
10/15/1988:	USM, 38-21	at Jackson, Miss.
9/9/1989:	MSU, 26-23	at Hattiesburg, Miss.
9/22/1990:	MSU, 13-10	at Starkville
8/30/2014:	MSU, 49-0	at Starkville
9/5/2015:	MSU, 34-16	at Hattiesburg, Miss.
<i>at Starkville: MSU, 9-6-1</i>		
<i>at Hattiesburg: MSU, 3-2</i>		
<i>at Neutral Sites: USM, 6-2</i>		

## SPRING HILL (MSU, 1-0)

10/4/1919:	MSU, 12-6	at Starkville
<i>at Starkville: MSU, 1-0</i>		

## SYRACUSE (MSU, 2-0)

9/14/1985:	MSU, 30-3	at Starkville
9/6/1986:	MSU, 24-17	at Syracuse, N.Y.
<i>at Starkville: MSU, 1-0</i>		
<i>at Syracuse: MSU, 1-0</i>		

## TAMPA (TIED, 1-1)

10/2/1965:	MSU, 48-7	at Starkville
10/26/1968:	UT, 24-17	at Tampa, Fla.
<i>at Starkville: MSU, 1-0</i>		
<i>at Tampa: UT, 1-0</i>		

## TENNESSEE (UT, 28-16-1)

11/16/1907:	UT, 11-4	at Memphis, Tenn.
10/31/1910:	MSU 48-0	at Starkville
11/13/1915:	MSU 14-0	at Knoxville, Tenn.
10/18/1919:	MSU 6-0	at Knoxville, Tenn.
10/30/1920:	MSU 13-7	at Starkville
11/5/1921:	UT, 14-7	at Memphis, Tenn.
11/11/1922:	UT, 31-3	at Memphis, Tenn.
10/27/1923:	UT, 7-3	at Memphis, Tenn.
10/25/1924:	MSU 7-2	at Memphis, Tenn.
11/14/1925:	UT, 14-9	at Knoxville, Tenn.
10/30/1926:	UT, 33-0	at Starkville
11/5/1932:	UT, 31-0	at Knoxville, Tenn.
10/7/1933:	UT, 20-0	at Knoxville, Tenn.
11/10/1934:	UT, 14-0	at Knoxville, Tenn.
9/25/1948:	MSU 21-6	at Knoxville, Tenn.
9/24/1949:	UT, 10-0	at Knoxville, Tenn.
9/30/1950:	MSU 7-0	at Starkville
9/29/1951:	UT, 14-0	at Knoxville, Tenn.
9/27/1952:	UT, 14-7	at Memphis, Tenn.
9/26/1953:	MSU 26-0	at Knoxville, Tenn.
9/25/1954:	UT, 19-7	at Memphis, Tenn.
9/24/1955:	MSU 13-7	at Knoxville, Tenn.
10/5/1957:	UT, 14-9	at Knoxville, Tenn.
10/4/1958:	UT, 13-8	at Memphis, Tenn.
10/3/1959:	UT, 22-6	at Knoxville, Tenn.
10/1/1960:	Tied, 0-0	at Memphis, Tenn.
10/7/1961:	UT, 17-3	at Knoxville, Tenn.
10/6/1962:	MSU 7-6	at Memphis, Tenn.
10/5/1963:	MSU 7-0	at Knoxville, Tenn.
10/3/1964:	UT, 14-13	at Memphis, Tenn.
10/23/1971:	UT, 10-7	at Memphis, Tenn.
10/28/1978:	MSU 34-21	at Memphis, Tenn.
10/6/1979:	MSU 28-9	at Memphis, Tenn.
9/13/1986:	MSU 27-23	at Knoxville, Tenn.
9/12/1987:	UT, 38-10	at Starkville
9/8/1990:	UT, 40-7	at Starkville
9/21/1991:	UT, 26-24	at Knoxville, Tenn.
9/24/1994:	MSU 24-21	at Starkville
9/23/1995:	UT, 52-14	at Knoxville, Tenn.
12/5/1998:	UT, 24-14	at Atlanta, Ga.
11/16/2002:	UT, 35-17	at Starkville
11/15/2003:	UT, 59-21	at Knoxville, Tenn.
10/13/2007:	UT, 33-21	at Starkville
10/18/2008:	UT, 34-3	at Knoxville, Tenn.
10/13/2012:	MSU, 41-31	at Starkville

at Starkville: Tied, 5-5  
at Knoxville: UT, 13-7  
at Neutral Sites: UT, 10-4-1

## UT CHATTANOOGA (MSU, 4-0)

11/13/1909:	MSU, 37-6	at Starkville
10/14/1916:	MSU, 33-0	at Chattanooga, Tenn.
9/29/1946:	MSU, 41-7	at Starkville
9/26/1947:	MSU, 19-0	at Starkville
at Starkville: MSU, 3-0		
at Chattanooga: MSU, 1-0		

## UT MARTIN (MSU, 2-0)

11/5/2011:	MSU, 55-17	at Starkville
11/8/2014:	MSU, 45-16	at Starkville
at Starkville: MSU, 2-0		

## TENNESSEE MEDICAL (MSU, 2-0)

11/11/1904:	MSU, 59-0	at Starkville
10/12/1912:	MSU, 32-0	at Starkville
at Starkville: MSU, 2-0		

## TEXAS (TIED, 2-2)

11/11/1921:	UT, 54-7	at Austin, Texas
9/7/1991:	MSU, 13-6	at Starkville
9/5/1992:	MSU, 28-10	at Austin, Texas
1/1/1999:	UT, 38-11	at Dallas, Texas
at Starkville: MSU, 1-0		
at Austin: Tied, 1-1		
at Neutral Sites: UT, 1-0		

## TEXAS A&M (TIED, 5-5)

11/28/1912:	TA&M, 41-7	at Houston, Texas
11/1/1913:	MSU, 6-0	at College Station
11/25/1915:	MSU, 7-0	at Dallas, Texas
10/9/1937:	TA&M, 14-0	at Tyler, Texas
12/31/2000:	MSU, 43-41 (OT)	at Shreveport, La.
11/3/2012:	TA&M, 38-13	at Starkville
11/9/2013:	TA&M, 51-41	at College Station
10/4/2014:	MSU, 48-31	at Starkville
10/3/2015:	TA&M, 30-17	at College Station
11/5/2016:	MSU, 35-28	at Starkville
at Starkville: MSU, 2-1		
at College Station: TA&M, 2-1		
at Neutral Sites: Tied, 2-2		

## TCU (TIED, 0-0-1)

10/24/1936:	Tied, 0-0	at Dallas, Texas
at Neutral Sites: Tied, 0-0-1		

## TEXAS TECH (MSU, 4-2-1)

10/31/1953:	TT, 27-20	at Jackson, Miss.
9/23/1961:	MSU, 6-0	at Jackson, Miss.
9/19/1964:	TT, 21-7	at Lubbock, Texas
10/7/1967:	MSU, 7-3	at Lubbock, Texas
10/19/1968:	Tie, 28-28	at Jackson, Miss.
10/18/1969:	MSU, 30-26	at Lubbock, Texas
10/17/1970:	MSU, 20-16	at Jackson, Miss.
at Lubbock: MSU, 2-1		
at Neutral Sites: MSU, 2-1-1		

## TRANSYLVANIA (MSU, 3-0-1)

10/31/1908:	MSU, 12-5	at Starkville
10/17/1913:	MSU, 31-0	at Columbus, Miss.
10/9/1915:	Tie, 0-0	at Starkville
10/21/1916:	MSU, 13-0	at Starkville
at Starkville: MSU, 2-0-1		
at Neutral Sites: MSU, 1-0		

## TRINITY (MSU, 1-0)

10/13/1956:	MSU, 18-6	at Starkville
at Starkville: MSU, 1-0		

## TROY (MSU, 4-1)

10/13/2001:	TU, 21-9	at Starkville
10/12/2002:	MSU, 11-8	at Starkville
9/15/2012:	MSU, 30-24	at Troy, Ala.

9/21/2013:	MSU, 62-7	at Starkville
10/10/2015:	MSU, 45-17	at Starkville
at Starkville: MSU, 2-1		
at Troy: MSU, 1-0		

## TULANE (MSU, 30-26-2)

11/19/1901:	TU, 24-6	at New Orleans, La.
11/1/1902:	Tied, 11-11	at New Orleans, La.
12/5/1903:	Tied, 0-0	at New Orleans, La.
10/29/1904:	TU, 10-0	at New Orleans, La.
11/14/1908:	TU, 23-0	at New Orleans, La.
10/30/1909:	TU, 2-0	at New Orleans, La.
11/5/1910:	MSU, 10-0	at New Orleans, La.
11/20/1911:	TU, 5-4	at Starkville
11/9/1912:	TU, 27-24	at New Orleans, La.
11/8/1913:	MSU, 32-0	at Starkville
11/14/1914:	MSU, 61-0	at Jackson, Miss.
11/13/1920:	TU, 6-0	at New Orleans, La.
10/22/1921:	TU, 7-0	at New Orleans, La.
10/28/1922:	TU, 26-0	at New Orleans, La.
11/1/1924:	MSU, 14-6	at New Orleans, La.
10/17/1925:	TU, 25-3	at New Orleans, La.
11/6/1926:	MSU, 14-0	at New Orleans, La.
10/15/1927:	MSU, 13-6	at New Orleans, La.
10/6/1928:	TU, 51-6	at Jackson, Miss.
10/12/1929:	TU, 34-0	at New Orleans, La.
11/1/1930:	TU, 53-0	at New Orleans, La.
10/31/1931:	TU, 59-7	at New Orleans, La.
11/11/1933:	TU, 33-0	at New Orleans, La.
10/29/1938:	TU, 27-0	at New Orleans, La.
11/7/1942:	MSU, 7-0	at New Orleans, La.
11/3/1945:	TU, 14-13	at New Orleans, La.
10/26/1946:	MSU, 14-7	at New Orleans, La.
11/1/1947:	MSU, 20-0	at New Orleans, La.
10/30/1948:	TU, 9-0	at New Orleans, La.
10/29/1949:	TU, 54-6	at New Orleans, La.
11/3/1951:	MSU, 10-7	at New Orleans, La.
11/1/1952:	TU, 34-21	at New Orleans, La.
11/7/1953:	MSU, 21-0	at New Orleans, La.
10/9/1954:	MSU, 14-0	at New Orleans, La.
10/8/1955:	MSU, 14-0	at Starkville
11/3/1956:	TU, 20-14	at New Orleans, La.
11/2/1957:	MSU, 27-6	at Jackson, Miss.
10/12/1962:	MSU, 35-6	at New Orleans, La.
10/12/1963:	MSU, 31-10	at Jackson, Miss.
10/10/1964:	MSU, 17-6	at Starkville
10/22/1965:	TU, 17-15	at New Orleans, La.
9/4/1982:	MSU, 30-21	at New Orleans, La.
9/3/1983:	MSU, 14-9	at Starkville
9/1/1984:	MSU, 30-3	at New Orleans, La.
10/19/1985:	MSU, 31-27	at Starkville
10/18/1986:	MSU, 34-27	at New Orleans, La.
11/7/1987:	TU, 30-19	at Starkville
11/19/1988:	TU, 27-22	at New Orleans, La.
11/11/1989:	MSU, 27-7	at Starkville
10/20/1990:	MSU, 38-17	at New Orleans, La.
9/14/1991:	MSU, 48-0	at Starkville
9/25/1993:	MSU, 36-10	at New Orleans, La.
10/22/1994:	MSU, 66-22	at Starkville
9/13/2003:	TU, 31-28	at New Orleans, La.
9/4/2004:	MSU, 28-7	at Starkville
9/17/2005:	MSU, 21-14	at Shreveport, La.
9/16/2006:	TU, 32-29	at Starkville
9/8/2007:	MSU, 38-17	at New Orleans, La.
at Starkville: MSU, 9-3		
at New Orleans: TU, 22-17-2		
at Neutral Sites: MSU, 4-1		

## UAB (MSU, 5-1)

10/9/2004:	UAB, 27-13	at Starkville
9/23/2006:	MSU, 16-10 (OT)	at Birmingham, Ala.
10/6/2007:	MSU, 30-13	at Starkville
10/23/2010:	MSU, 29-24	at Starkville
10/8/2011:	MSU, 21-3	at Birmingham, Ala.
9/6/2014:	MSU, 47-34	at Starkville
at Starkville: MSU, 3-1		
at Birmingham: MSU, 2-0		

## UCF (MSU, 2-0)

10/25/1997:	MSU 35-28	at Starkville
12/29/2007:	MSU 10-3	at Memphis, Tenn.
at Starkville: MSU, 1-0		
at Neutral Sites: MSU 1-0		

## UNION (MSU, 5-2)

11/16/1895:	UU, 21-0	at Jackson, Miss.
10/10/1896:	UU, 8-0	at Starkville
10/19/1907:	MSU, 80-0	at Starkville
11/2/1909:	MSU, 25-0	at Columbus, Miss.
11/10/1923:	MSU, 6-0	at Starkville
10/25/1941:	MSU, 56-7	at Starkville
9/26/1942:	MSU, 35-2	at Starkville
at Starkville: MSU, 4-1		
at Jackson: UU, 1-0		
at Neutral Sites: MSU, 1-0		

## WAKE FOREST (MSU, 1-0)

2011:	MSU, 23-17	at Nashville, Tenn.
at Neutral Sites: MSU, 1-0		

## WASHINGTON (UW, 1-0)

9/10/1977:	*MSU, 27-18	at Seattle, Wash.
at Seattle: UW, 1-0		

## WASHINGTON (ST. LOUIS) (WU, 1-0)

1924:	WU, 12-6	at St. Louis, Mo.
at St. Louis: WU, 1-0		

## WEST TEXAS STATE (MSU, 3-2)

1978:	MSU, 28-0	at Jackson, Miss.
at Neutral Sites: MSU, 1-0		

## VANDERBILT (MSU, 13-7-2)

10/1/1904:	VU, 30-0	at Columbus, Miss.
11/3/1923:	Tied, 0-0	at Nashville
11/8/1924:	VU, 18-0	at Nashville
10/21/1933:	Tied, 7-7	at Nashville
9/29/1934:	VU, 7-0	at Nashville
9/28/1935:	VU, 14-9	at Nashville
10/17/1942:	MSU, 33-0	at Nashville
9/26/1970:	MSU, 20-6	at Memphis, Tenn.
9/25/1971:	VU, 49-19	at Starkville
9/23/1972:	MSU, 10-6	at Nashville
9/22/1973:	MSU, 52-21	at Starkville
9/20/1980:	MSU, 24-14	at Nashville
9/19/1981:	MSU, 29-9	at Starkville
9/10/1988:	VU, 24-20	at Nashville
9/2/1989:	MSU, 42-7	at Starkville
9/5/1998:	MSU, 42-0	at Starkville
10/2/1999:	MSU, 42-14	at Nashville
10/4/2003:	MSU, 30-21	at Starkville
10/2/2004:	VU, 31-13	at Nashville
10/11/2008:	MSU, 17-14	at Starkville
9/19/2009:	MSU, 15-3	at Nashville
11/22/2014:	MSU, 51-0	at Starkville
at Starkville: MSU, 7-1		
at Nashville: Tied, 5-5-2		
at Neutral Sites: Tied, 1-1		

## WEST VIRGINIA (WVU, 2-0)

10/7/2006:	WVU, 42-14	at Starkville
10/20/2007:	WVU, 38-13	at Morgantown, W.Va.
at Starkville: WVU, 1-0		
at Morgantown: WVU, 1-0		

## WILLIAM & MARY (MSU, 1-0)

9/7/1974:	MSU, 49-7	at Jackson, Miss.
at Neutral Sites: MSU, 1-0		

## XAVIER [OHIO] (MSU, 1-0)

10/26/1935:	MSU, 7-0	at Cincinnati, Ohio
at Cincinnati: MSU, 1-0		

\* - Denotes wins which were forfeited by MSU due to NCAA infractions



## ALL-TIME MSU ASSISTANT COACHES

ALDRIDGE, Dennis (Texas, 1969) ... WR (1970-72); RB (1973); QB(1974-77)

AMEDEE, Lynn (LSU, 1962) .....OC/QB (1996-98)

ARIANS, Bruce (Virginia Tech, 1974) ..... WR (1978-80); OC/QB (1993-95)

ARMSTRONG, Pee Wee (MSU) ..... asst. (1937-38)

AIKEN, D.W. (Ole Miss) ..... asst. (1935-37)

**BAKER, Brian (Maryland, 1985) .....DL (2016-)**

BARFIELD, Doug (Southern Miss, 1957) .....off. asst. (1981)

BEAMER, Shane (Virginia Tech, 1999) .....CB(2004-05); RB (2006)

BENDER, Vic (Northeast Louisiana, 1969) ..... LB (1974-75)

BERRY, Todd (Tulsa, 1983) ..... WR (1989-90)

BLACK, Ricky (MSU, 1971) ..... TE (1991-96)

BLAKE, John (Oklahoma, 1986) ..... DL (2003)

BOYD, Bob (Texas A&I, 1964) ..... TE (1997-98)

BRANCH, Jesse (Arkansas, 1962) ..... asst. (1966)

BREWSTER, Tim (Illinois, 1983) ..... WR (2012)

BROWN, Ralph "Rabbit" (MSU, 1931) ..... asst. (1954-58)

BROWN, Watson (Vanderbilt, 1973) .....OC/QB (1991-92)

BRUCE, Johnny (MSU, 1974) .....DE (1984-85)

**BUCKLEY, Terrell (Florida State, 2007) .....CB (2016-)**

BURNEY, Jacob (UT-Chattanooga, 1981) .....ILB (1988)

CALHOUN, Shelby (LSU, 1934) ..... asst. (1938-39)

CAMP, Jim (North Carolina, 1947) .....off. backs (1953)

CAMPBELL, Louis (Arkansas, 1973) ..... LB (2008)

CAMPBELL, Steve (Troy State, 1988) ..... OL (2003)

CARA, Mac (North Carolina State, 1937) ..... ends (1949-53)

CARIDEO, Frank (Notre Dame, 1930) ..... asst. (1935-38)

CARLISLE, Dyer (Samford, 1971) ..... DB (1987); DC/DB (1988)

CARMODY, Jim (Tulane, 1956) ..... DL (1964-66); DC/DL (1989-90)

CHADWICK, E.B. (MSU, 1927) ..... asst. (1928-29)

CHADWICK, W.D. (Marietta) ..... asst. (1914-17)

CHAMPION, Jim (MSU, 1949) .....OL (1957-61)

CHRISTOPHEL, Rick (Austin Peay, 1975) ..... WR (1991-94)

CLAY, Bill (Arkansas, 1963) .....DB (1989); OC (1990); DC (1991-94)

COLLINS, Bobby (MSU, 1958) .....freshmen/asst. backfield (1957-60)

COLLINS, Geoff (Western Carolina, 1994) .....LB/Co-DC (2011-12);

.....LB/DC (2013-14)

CONKRIGHT, William F. "Red" (Oklahoma, 1936) ..... asst. (1950-51)

COOPER, Ron (Jacksonville State, 1983) .....DC/S (2003)

CORRERO, John (MSU, 1962) ..... asst. freshman/backfield (1962-63)

CRANE, Russell (Illinois) ..... asst. (1930-35)

CRAWFORD, Denver (Tennessee, 1947) ..... asst. (1952-53)

CROUSEN, Joe (Sul Ross State, 1963) ..... TE/K (1979-81); OL/K (1982-85)

DANIELS, Keith (Mississippi College, 1969) ..... OC/QB (1989)

DAUBER, Ray (Iowa, 1925) ..... asst. (1930-31)

DAVIS, Glenn (Delta State, 1982) .....RB (1997-2003)

DAVIS, Harper (MSU, 1948) ..... asst. (1956-58)

DAVIS, Paul (Ole Miss, 1946) .....off. backs (1961)

DIAZ, Manny (Florida State, 1995) .....DC/LB (2010, 14)

DICKENS, Phil (Tennessee, 1936) ..... asst. (1945-47)

DICKEY, Darrell (Kansas State, 1983) .....QB (1990)

DONAHUE, Ken (Tennessee, 1950) .....DL (1961-63)

DOOLEY, Bill (MSU, 1955) .....freshmen/asst. OL (1957-60); OL (1963)

DOVE, Marc (Texas Tech, 1972) .....DB (1978-81); DC/DB (1982-83)

DRAYTON, Stan (Allegheny [PA] College, 1993) .....RB (2004)

DUNN, Joe Lee (UT-Chattanooga, 1968) .....DC/DE (1996-2002)

DYKES, Spike (Stephen F. Austin, 1959) ..... OL (1979)

EDMONDSON, Larry (Texas A&M, 1984) ..... WR (1996)

**ELLIOTT, Brett (Linfield, 2005) .....QB (2017-)**

**ENGLISH, Ron (UC-Berkeley, 1991) ..... Safeties (2017-)**

EWING, Hickman (Howard) .....freshmen (1948)

FABRIS, Frank (Tulane, 1953) .....OL (1967-68); DL (1969)

FATHERREE, Jesse (LSU, 1935) ..... backs (1949-51)

FELKER, Rocky (MSU, 1975) .....JV(1975); TE(1976-77);

.....QB(1978); football ops (2002-2006); RB(2006-2008);

.....player development (2009-17)

FERRIS, David "Boo" (MSU) ..... asst. (1967)

FIELD, Bob (Arkansas, 1970) .....DB (1973-76); DC/DB (1977)

FISHER, Sonny (MSU, 1964) .....recruiting (1968)

FORD, Bob (Memphis State, 1955) ..... asst. head coach (1966)

FORD, Robert (Houston, 1973) ..... TE (1982-84)

FREMIN, Jerry (Southern Miss, 1976) ..... OL (1997-2000)

GARBER, Chip (Maryland, 1978) ..... DB (1990)

GARRETT, Charles (Miss. Col., 1963) .....QB (1973); RB (1974-77); DE(1978)

GEHBART, Smylie (Georgia Tech, 1972) ..... def. asst. (1973-76)

GOODE, Tom (MSU, 1960) ..... OL (1972-75); OC (1984-85); OL (1986-88)

**GONZALES, Billy (Colo. State 1994) ..... WR (2013-); Co-OC (2014-)**

GOODMAN, Gerald (North Alabama, 1978) ..... DB (1985)

**GRANTHAM, Todd (Virginia Tech, 1989) .....DC/LB (2017-)**

GRAY, Ronnie (MSU, 1970) ..... str (1973); DE (1974-78);

.....DT(1985); DC/ILB (1986-87)

GREGORY, Roy (UT-Chattanooga, 1968) ..... asst. head coach/RB (1986-88)

GRIMES, J.B. (Henderson [AR] State, 1977) .....OL (2004-08)

GULLETTE, Ted (Delta State, 1972) .....GA (1973-74); WR (1975-78)

HALBERT, Frank (Ole Miss, 1962) .....off. backs (1970-71); DL (1972); DE (1973)

HALE, Goat (Mississippi College) ..... asst. (1933-36)

HALEY, Brick (Alabama A&M, 1989) ..... DL (2004-06)

HALLMAN, Curley (Texas A&M, 1978) ..... DB (2002-03)

HARBISON, Charlie (Gardner-Webb, 1985) .....S (2007); DC (2008)

HAYES, Billy (Albion) ..... asst. (1911-13; 1918-23)

**HEVESY, John (Maine, 1999) .....OL (2009-), Co-OC (2014-)**

HELMS, Jim (Texas, 1967) ..... asst. head coach/RB (1991-96)

HENDRICK, John (Pittsburgh, 1981) ..... DL (1995-02)

HILDEBRAND, Bill (MSU, 1947) .....ends (1947-48); fr. (1952-53); DC (1967-68)

HILYER, Jim (Stetson, 1957) .....GA (1963); LB (1964-66)

HITT, Dick (Mississippi College) ..... ends (1944-47)

HOCH, Vince (Pfeiffer College, 1966) ..... DB (1986)

HOLLIDAY, Guy (Cheyney [PA], 1987) .....WR (2003-06)

HUDSPETH, Mark (Delta State, 1992) .....WR (2009-10)

HUGHES, Tony (Southern Miss, 1980) .....S (2009-15)

JENKINS, John (Arkansas, 1974) .....OLB (1979-83)

JENKINS, Pete (Western Carolina, 1963) ..... DL (1991-94)

JOHNSON, Brian (Utah, 2008) .....QB (2014-16)

JOHNSON, Denver (Tulsa, 1981) .....OL (1993-94)

JOHNSON, Ellis (The Citadel, 1975) .....DC(2004-2007)

JONES, Alan (Delta State, 1969) ..... JV (1973); TE (1974); WR (1975)

JONES, Amos (Alabama, 1982) .....LB/spec. tms (2004-'06)

JONES, Frank (North Carolina, 1948) .....off. backs (1962-65)

JONES, Leo (Southeastern Louisiana, 1951) .....freshmen (1968-72)

KELLOGG, Bob (Tulane, 1939) ..... backs (1954-58)

KETTLER, Elwood (Texas A&M, 1955) ..... DC (1970-72)

KITCHENS, Freddie (Alabama, 1998) ..... TE (2004), RB (2005)

KLINDWORTH, Martin (MSU, 1920) ..... asst. coach (1930-32)

**KNOX, Greg (Northeastern State, 1986) .....RB (2009-),**

**..... Special Teams Coordinator (2014-)**

KOENNING, Les (Texas, 1981) ..... WR (1986-89); OC/QB (2009-13)

KRISTYNIK, Marvin (Texas, 1965) ..... asst. freshman coach (1967)

LEE, George (Delta State, 1969) .....JV secondary (1972-73)

LEWIS, Art (Ohio) .....line (1949)

LEWIS, Terry (Southern, 1970) .....tackles/TE (2001-03)

LINGUIST, Maurice (Baylor, 2006) .....S (2016)

LOGAN, Steve (Tulsa, 1975) ..... QB (1987-88)

**LOONEY, D.J. (MSU, 2010) ..... TE (2017-)**

MALAVASI, Ray (MSU) ..... asst. (1952-53)

MAJORS, Johnny (Tennessee, 1957) ..... DB (1960-63)

MANELY, C.T. (Southeastern Louisiana, 1942) ..... asst. (1949-51)

MAPP, Marcus (MSU, 1937) ..... backs (1944-48)

MARTIN, Dan (Auburn, 1901) ..... asst. (1907)

McCORVEY, Woody (Alabama St, 1972) ..... OC/QB (2004-2008)

McCRAV, Carroll (Gardner-Webb, 1983) ..... C/OG (2001-02)

McCULLOUGH, Leo, (MSU, 1949) .....(1954-56); (1957-59); (1964-68)

McGEORGE, Hal (MSU, 1907) ..... asst. (1908)

MIRANDO, Angelo (Case-Western, 2008) ..... WR (2011)

MOLINSKI, Ed (Tennessee, 1940) .....line (1944-48)

MOON, Lee (VMI, 1970) ..... LB (1982-84)

MOORE, Elwyn (MSU) ..... asst. (1933-34)

MORRIS, Fred (Mississippi College, 1954) .....DL (1967-68); DC/LB (1969)

MORRISS, Guy (TCU, 1984) ..... OL (1996)

MORRIS, Tom (MSU, 1953) ..... OL (1962)

MULLINS, Gary (Houston, 1972) .....off. backs (1979-83)

MURPHY, Billy "Spook" (MSU, 1946) .....DB/P (1952-53)

NOBLE, Dudy (MSU, 1915) ..... asst. (1919-21; 1923-29)

NUSZ, David (Maryland, 1955) ..... DB (1970-72)

OFSTIE, Harold (Wisconsin) ..... asst. (1922)

OWENS, David (MSU, 1950) .....freshmen (1961-63);

.....OL (1964-65); freshmen (1966)

PARKER, Henry Lee (MSU, 1948) ..... asst. off. coach (1956-62); LB (1963)

PATRICK, J.W. (MSU, 1942) ..... asst. (1959-61)

PERKINS, Ray (Alabama, 1967) .....WR (1973)

PITTMAN, Jim (MSU, 1950) .....freshmen (1951-53); asst. (1954-55)

PLUMMER, Johnny (Mississippi College, 1960) .....off. backs (1984-85)

POPE, Ken (Oklahoma, 1975) ..... OLB (1991-94)

PROCTOR, Bobby (Arkansas, 1955) ..... DB (1964-66)

PULLEN, Jerry (UAB, 1979) ..... OLB (1987-88)

RADER, David (Tulsa, 1980) .....OC/off. backs (1986)

RANDALL, Craig (Colgate, 1956) ..... DL (1979-81; 1987-88)

REED, Wesley (La. College, 1963) ..... fr. line (1970-72);

.....OL/K (1973-75); DE/K (1976-77)

ROBERTSON, Melvin (West Texas State, 1950) .....DC (1984-85)

ROYAL, Darrell (Oklahoma, 1949) .....off. backs (1952)

SANDAHIL, Al (Louisiana College, 1963) .....freshman OL (1973); asst. (1974)

SALLACH, Scott (Ursinus, 1994) ..... TE (2009-16)

.....player personnel (2017-)

SCALES, Walter (MSU, 1931) ..... asst. (1933-34)

SHARPE, Jimmy (Alabama, 1963) ..... asst. head coach/OC (1978)

SHELTON, John (Louisville, 1952) .....off. backs (1966)

SHIRA, Charley (MSU, 1954) ..... asst. (1952); line coach (1954-56)

SIRMON, Peter (Oregon, 1999) ..... DC/LB (2016)

SMITH, Eugene (Mississippi College, 1980) ..... OLB (1989-90)

SMITH, Melvin (Millsaps, 1982) ..... WR (1995); DB (1996-01); DB (2006-12)

SPOONER, Vic (Texas Tech, 1954) ..... ends (1962-63); DC/ends (1964-66)

SPRAYBERRY, Steve (Alabama, 1974) .....OL (1976-78)

STACY, Billy (MSU, 1959) .....DB (1967-68); WR (1969)

STOKES, John (Army) ..... asst. (1935-37)

STRANGE, Clarence "Pop" (LSU, 1937) ..... asst. line (1949-51)

STRINGER, Reed (Delta State, 2001) .....TE (2005-); special teams (2007)

STUART, Clyde (MSU, 1927) .....off. backs (1959-60)

STUMP, Craig (Texas A&M, 1987) ..... WR (1997-02)

SULLINS, S.E. (N. Ala., 1962) ..... DT (1973-75); LB (1976-77); DC (1978);

.....DL (1982-84); LB (1985)

TAYLOR, Ronald (Southern Miss, 1980) ..... TE (1986-90)

TIPPETT, Howard (ETSU, 1958) ..... asst. head coach/LB (1973); DC (1979)

TOHILL, Billy (MSU, 1961) .....GA (1961); asst. backs coach (1962-65)

TOMPKINS, Jim (Troy State, 1962) .....ILB (1989-03); player relations (2004)

TORBUSCH, Carl (Carson Newman, 1974) .....DC (2009)

TOWNSEND, Deshea (Alabama 1997) .....CB (2013-15)

TRICKETT, Rick (Glenville State, 1972) .....OL (1989-92)

TRUITT, John (MSU) ..... asst. (1948-51)

TURNBOW, Bill (Texas Tech, 1960) ..... OL (1967; 1969); OC/OL (1970-71)

TURNER, David (Davidson, 1985) .....DL (2007-09); DL (2013-15)

TYLER, Bob (Ole Miss, 1958) .....OC (1972)

VALESENTE, Bob (Ithaca, 1962) .....DC (1980-81)

WALKER, Ronald "Brownie" (MSU, 1963) LB (1967-68); freshmen (1969-72)

WALKER, Wade (Oklahoma, 1950) .....line (1954-55)

WALLACE, Bobby (MSU, 1976) ..... asst. (1952-53) .....DC (1986)

WARMATH, Murray (Tennessee, 1934) .....line (1939-45)

WASHINGTON, Pat (Auburn, 1987) ..... WR (2007-08)

WATSON, Pat (MSU, 1965) .....DL (1970-71)

WATTS, Morris (Tulsa, 1961) ..... OC/QB (2003)

WEAVER, DeWitt (Tennessee, 1936) .....line (1946-48)

WHITE, Alan (Wake Forest, 1962) .....WR (1968); DB (1969)

WILSON, Barry (LSU, 1969) .....OL (1979-83)

WILSON, Chris (Oklahoma, 1992) .....Asst. DC/DL (2010); DC/DL (2011-12)

WILSON, David (Troy State, 1977) .....TE (1999-00); football ops (2001)

WOODS, Sparky (Carson-Newman, 1976) .....OC/QB (1999-02)

WRIGHT, Jim (Texas A&M, 1958) ..... OC (1967-69)

WYATT, Bowden .....ends (1939-42; 1946)

## Current MSU staff members in BOLD



# | HISTORY | LETTERWINNERS

A							
ABERNATHY, Tom	1965	BALL, Hilton	1962-63-64	BLACK, Dorian	1999	BROWN, Danny	1979
ADAMS, Hugh	1966-67-68	BALL, I.B.	1895	BLACK, Stan	1973-74-75-76	BROWN, Dwayne	1977-78-79-80
ADAMS, Keith	1999	BALL, Kyle	1976	BLACK, Tony	1979-80	BROWN, Eric	1996-97
<b>ADAMS, Fletcher</b>	<b>2016</b>	BALL, Richard	2001-02	BLACKLEDGE, Royce	2004-05-06-07	BROWN, Frankie	1982
ADAMS, Nelson	2013-14-15-16	BALLARD, Hugh	1993	BLACKMORE, Rich.	1974-76-77-78	BROWN, Fred	2013-14-15
ADDERHOLT, Oliver	1965	BALLARD, N.B.	1917	BLADE, Willie	1999-2000	BROWN, G.L.	1903
ADKINS, Michael	1994	BALLARD, Vick	2010-11	BLAIR, S.H.	1918-19-20	BROWN, Jerome	1991-92
AINSWORTH, Brad	1994-95-96	BANKS, J.H.	1928	BLAKE, Mark	1987	BROWN, Karlin	2007-08
ALDERMAN, Joe	1971	BANKS, Johnthan	2009-10-11-12	BLAKE, P.L.	1956-57-58	BROWN, Lee	1990
ALDRIDGE, Corwyn	1981-82-83-84	BANKS, Korey	2001-02	BLAND, Dan	1963-64-65	BROWN, Louie	1955
ALDRIDGE, Lance	1988-89-90-91	BANKS, Wayne	1984-86-87	BLEDSE, Jim	1947	BROWN, Mark	2006-07-08
ALEXANDER, Leon	1973-74-75	BARKUM, Melvin	1972-73-74	BLOODWORTH, James	1984-85	BROWN, Michael	1994-95
ALEXANDER, Murry	1946-47-48-49	BARLOW, Bobby	1986-87-88-89	BLOUNT, Jack	1949-50-51	BROWN, Mike	2006-07
ALEXANDER, V.B.	1905-06	BARLOW, Mitchell	1984	BLOUNT, Lamar	1941-42	BROWN, Ralph	1931
ALFORD, G.H.	1895-96	BARNES, Earnest	1979-80-81-82	BOATNER, Buster	1972	BROWN, Randy	1992
ALFORD, John	1938-39-40	BARNES, Malcolm	1984	BOBO, Demario	2004-05-07	BROWN, Richie	2013-14-15-16
ALFRED, Justin	1967-68	BARNETT, E.B.	1920-21-22-23	BOBO, W.H.	1915-16-17	BROWN, Rusty	1982-83-84-85
ALLEN, A.H.	1910-11	BARNETT, James	1957	BOHANNA, Ferlando	2011-12	BROWN, Ryan	2012-13-14-15
ALLEN, E.R.	1927-28-29	BARRON, George	1965	BOISTURE, Tom	1952-54	BROWN, Steve	1969
ALLEN, Eric	1995-96-97-98	BARRON, Jim	1953-54-55	BOLTON, Grady	1963-64	BROWN, Titus	2004-05-06-07
ALLEN, Henry	1917-18-19	BASKIN, W.H.	1917-18	BOLTON, Ralph	1953-54	BROWN, Torrance	1990-91-92
ALLEN, Michael	2001-02	BASS, L.G.	1909-10-11	BONAVITA, Ron	2002	BROYLES, E.N.	1902
ALLEN, Terry	1971	BATES, Bobby	1958	BOND, John	1980-81-82-83	BRUCE, Johnny	1971-72-73
AMBERS, Robert	2008	BATES, Desmond	1987-88-89-90	BONNER, Wade	2008-09-10-11	BRUCE, Sonny	1938-40-41
AMBROSE, Derek	2004-05-06	BATTE, Jack	1956-57-58	BORDELON, Barry	1967-68	BRUMFIELD, C.N.	1906-07
AMOS, E.N.	1929	BAUGHMAN, J.C.	1950	BOSARGE, Chris	1989-90-91-92	BRUNSON, Bill	1925-26-27
ANDERSON, Brian	1992-93-94-95	BEACH, Jerry	1966	BOUIE, Kevin	1993-94	BRUNSON, E.	1915-16
ANDERSON, Brian	2003-04-05-06	BEAMAN, Terrance	2004-05	BOULDIN, Jerry	1987-88-89-90	BRYANT, Anthony	1999-2000-01
ANDERSON, Damein	2008-09-10-11	BEAN, David	1976-77-78	BOWER, W.R.	1919	<b>BRYANT, Brandon</b>	<b>2015-16</b>
ANDERSON, Jesse	1986-87-88-89	BEAN, Robert	1998-99	BOWLS, Anthony	2008	BRYANT, R.B.	1924
ANDERSON, Koche	1993-94	BECKWITH, Ben	2011-12-13-14	BOWMAN, Jessie	2007-08	BUCKHALTER, Tony	1994-95-96-97
ANDERSON, Treddis	1989-90-91	BEECH, Wally	1949-50-51	BOWSER, Tay	2006-07-08-09	BUCKLEY, Bill	1971-72-73
ANDREWS, Keith	2003-04-05-06	BEENE, Charles	1963	BOYD, Daniel	1990-91-92	BUCKNER, Bill	1965
ANGER, Bob	1970-71	BELCHER, Trey	1996-97-99	BOYD, Frank	1959	BUFORD, Glen	1976-77-78-79
ARANT, Stephen	2003-04-05	BELL, Aubrey	2005-06-07-08	BOYD, Josh	2009-10-11-12	BUIE, Larry	1973-74-75
ARMSTEAD, Lorenzo	1996-97-98-99	BELL, Bill	1978-80-81-82	BOZEMAN, Bob	1972-73-74	BULLARD, P.E.	1933-34
ARMSTRONG, Bobby	1970-71	BELL, C.P.	1921	BOZEMAN, Dudley	1987-88-89	BULLOCK, Bobby	1961-62
ARMSTRONG, Charles	1934-35-36	BELL, Devon	2012-13-14-15	BRABHAM, Joe	1970-71	BULLOCK, Rex	1945-48-49-50
ARNOLD, J.D.	1942-46	BELL, Frankie	1964-65	<b>BRADLEY, Hunter</b>	<b>2015-16</b>	BUMPHIS, Chad	2009-10-11-12
ARNOLD, Pat	1947	BELL, Jonathan	2001	BRADLEY, Odell	2002-03	BUNCH, W.R.	1936-37
ARNOLD, W.F. (Bill)	1939-40-41	BELL, Nick	2009-10-11-12	BRAMLETT, Graham	1945-46-47	BUNTYN, J.R.	1936-37
ARRINGTON, Dee	2011-12	BELL, Robert	1970-71-72	BRANAMAN, H.W.	1914	BURCH, C.T.	1934
ARRINGTON, M.A.	1909-10	BELL, Shea	1990-91-92-93	BRANCH, Frank	1950-51	BURCH, Richard	2002-03-04
ARTIGUES, Jeff	1991-92	BENDER, Michael	1997-98-99-2000	BRANTLEY, Allen	1972-73	BURDETT, Walter	2001-02
ASHCROFT, W.H.	1928-29	BENEFIELD, Greg	1978	BRASWELL, Sandy	1972-73-74	BURE, Marvin	2010-11
ASHFORD, Earnest	1984-85	BENGE, John	1956-57	BRAUCHLE, Sean	2009-10	BURKE, Tom	1992-93
ASHLEY, Ben	1998	BENNETT, Andre	1991-92-93-94	BREAZEALE, Micky	1965	BURKES, H.	1928
ASHLEY, Burt	1994-95-96	BENNETT, Asa	1986-87-88	BRENTZ, Charley	1979-80	BURKS, Sam	1948
ASHLEY, Loren	1950-51	BENNETT, Rico	2002-03-04	BRETT, Homer	1895	BURKS, Tony	1985-86-87-88
ASKEW, J.W.	1918-19-20-21	BENNETT, Ron	1954-55-56	BRIDGERS, Jack	1975	BURKS, Tony	2006-07
AUTRY, Denico	2012-13	BENSON, Jack	1956-57-58	BRIDGES, E.A.	1928-30	BURNS, Charles	2005-06-08-09
		BENTON, Howard	1960-61-62	BRIGNONE, J.C.	2007-08-09-10	BURNS, Eddie	1979-80-82-83
		BERG, William	2012	BRISLIN, Andy	1972	BURRELL, Don	1978-79
		BERRY, Leon	2009-10	BRISLIN, Chuck	1973-74-75	BURRELL, Ode	1962-63
		BERRY, Scott	1986-87	BROCK, E.N.	1933	BURRESS, Tom	1944-45
		BETCHER, Russell	1987	BROOKS, E.	1929-30	BURTON, R.E.	1918
		BETHUNE, Bobby	1959-60	BROOKS, H.H.	1895	BUSBY, Jon	2002
		BETHUNE, Frank	1942	BROOKS, J.H.	1927-28	BUSH, C.L.	1901
		BIGGERS, R.R.	1926	BROOKS, Larry	1976	BUSH, H.L.	1901
		BILLIE, Ivan	2000-01	BROOKS, Ned	1957-58-59	BUSH, Marcus	1985-86-87-88
		BILLINGSLEY, D.W.	1908-09	BROOME, Art	1950-51-52	BUTLER, Brandon	2000
		BILLINGSLEY, M.C.	1918-19-20	BROOMFIELD, Corey	2009-10-11-12	BUTLER, Elvis	1982-83-84
		BISHOP, C.H.	1940-41-42	BROWN, Beniquez	2013-14-15	BUTLER, Eric	2004-05-06-07
		BIVINES, Ray Ray	2001-02-03-04	BROWN, Boone	1999-2000	BUTLER, Matthew	1996-97-98-99
		BLACK, Blondy	1940-41-42	BROWN, Corey	2002	BUTTRAM, Jim	1956-57
B							
BADON, Adesola	1995-96-97-98						
BAGGETT, Greg	1965						
BAILEY, Benje	1994-95-96						
BAILEY, Brent	1993						
BAILEY, Jim	1946-47-48						
BAILEY, Tim	2006-07-08						
BAIN, Jim	1955-56						
BAKER, Billy	1971-72						
BAKER, H.G.	1912-13						
BAKER, Johnny	1960-61-62						
BAKER, Sam	1994-95-96-97						

BUTTS, Anthony	1985-86-87-88	CHANEY, Jamar	2005-06-07-09	COOK, Russell	2003-04-05-06	DANIELS, Gerald	1993-94
BYRD, Ricky	1987-88-89-90	CHAPMAN, Jackie	1973	<b>COOKE, Logan</b>	<b>2014-15-16</b>	DANIELS, Jimmy	1957-1958
BYRDSONG, Marvin	2002-03-04	CHAPMAN, Mike	1970	COOKE, Greg	1991	DANNER, Hugh	1930
BYRDSONG, Shawn	1998-99-2000-01	CHAPMAN, Winston	2012-13-14-15	COOKS, Johnie	1977-78-80-81	DANTONE, Sammy	1960-61-62
BYRNE, H.E.	1931	CHAPPELLE, Jeremy	2013	COOLEY, Sim	1949-50	DAVIDSON, Charlie	1991-92-94
<b>C</b>		CHATMAN, Robert	1975-76-77-78	COOPER, Ashley	1998-99	D'AVIGNON, Louis	1968-69
CADENHEAD, Bobby	1945-47	CHEALANDER, Hal	1971-72	COOPER, Brandon	2007-08-09	DAVIS, Art	1952-53-54-55
CAGINS, Derrick	1992-93-94-95	CHERRINGTON, Dewayne	2011-12	COOPER, Kevin	1997-98	DAVIS, Billy	1956
CALDWELL, Dave	1963-64-65	CHILDRESS, Cody	2001-02	COOPER, R.A.	1937	DAVIS, Bryson	2003-04-05-06
CALDWELL, Matt	1993-94-95	CHILDS, Mike	1964	COOPER, S.F.	1911-12	DAVIS, Donovan	2003-04
<b>CALHOUN, Deion</b>	<b>2015-16</b>	CHRISTIAN, E.D.	1895	COPELAND, Len	1976-77-78-79	DAVIS, Dorsett	1999-2000-01
CALHOUN, John David	1971-72	CHRISTIAN, Hugh	1974	CORBELL, Dean	1950-51	DAVIS, Fred	1972
CALHOUN, Prentis	1965-66	CHRISTOPHER, A.C.	1927-28	CORBETT, Tommy	1965-67	DAVIS, Harper	1945-46-47-48
CALHOUN, Taveze	2012-13-14-15	CIMINI, Joe	1951-52	CORHERN, Hunter	1938-39-40	DAVIS, J.H.	1945-46
CALLAWAY, Clarence	1996-97-98-99	CLANTON, Curt	1991-92	CORLEY, Elbert	1941-42-46	DAVIS, Jimmy	1957-58
CALVIN, Johnathan	2015-16	CLARK, Arceto	2008-10-11-12	CORLEY, F.G.	1923-24	DAVIS, Kenneth	1947-48-49
CAMERON, C.B.	1921-22	CLARK, Corey	2004-05	CORLEY, Fred	1965-66	DAVIS, Kermit	1941-42-46
CAMERON, Chris	2009-10-12	CLARK, Danny	1991	CORLEY, Pinson	1949	DAVIS, Lee	1987-88
CAMPBELL, Ed	1948	CLARK, Darrin	1993-94	CORNELIUS, Marvin	1964-65	DAVIS, Michael	1991-92-93-94
CAMPBELL, Larry	1995-96-97-98	CLARK, Jason	2000-01-02-03	CORRERO, Chris	1987-88-89	DAVIS, Mike	1987-88
CAMPBELL, Marvin	1938-39-40	CLARK, Louis	1983-84-85-86	CORRERO, John	1959-60-61	DAVIS, N.P.	1920-21
CANALE, Billy	1966	CLARK, O.W.	1932-33	CORSE, Cedric	1984-85-86-87	DAVIS, R.T.	1918-20
CANALE, Conn	1967-68-69	CLARK, S.J.	1924-25-26	COSBY, Artie	1983-84-85-86	DAVIS, Ralph	1946-47-48-49
CANALE, Justin	1963-64	CLARK, Steve	1950-51-52	COSTICT, Ray	1973-74-75-76	DAVIS, Steele	2000-01
CANNON, B.S.	1931	CLARK, W.F.	1919-21-22	COTNEY, Barry	1965	DAVIS, William	1931
CANNON, Leon	1982-83-84-85	CLARKE, J.S.	1895	COTTON, AI	1994-95	DAVISON, Henry	1974-75-76-77
CANTON, Jason	1985	CLAUSELL, Blaine	2011-12-13-14	<b>COUCH, Jamal</b>	<b>2016</b>	DAY, Dillon	2011-12-13-14
CAPERTON, F.M.	1930-31	CLAUSELL, Chris	1984	COURTNEY, Jim	1965-67	DAY, Lennie	2000-01-02-03
CAPRI, Sam	1938	CLAY, T.F.	1903	COX, C.A.	1930	DAY, Stan	1934
CARLEY, G.L.	1928-29-30	CLAYBORN, Jamaal	2013-14-15-16	COX, Fletcher	2009-10-11	DAY, Terry	1995-96
CARLSON, Adam	2005-06-07-08	CLEMENT, Brad	1992	COX, Justin	2013-14	DEAN, Derrick	1987-88-89
CARMICAL, Ted	1966-67-68	CLEMENTS, E.C.	1930	COX, Wally	1973-74-75-76	<b>DEAR, Malik</b>	<b>2015-16</b>
CARMON, James	2010-11	CLEMENTS, Joel	1966	CRABTREE, Brooks	2004-06	DEARMAN, Tom	1965
CARNELL, Roye	1969	<b>CLEVELAND, Tolando</b>	<b>2013-14-15</b>	CRAFT, T.	1926	DEBAUM, E.D.	1902-05
CAROLLO, Bobby	1964-65	CLINTON, Eugene	1997-98-99-2000	CRAIG, W.V.	1940-41	DEDAUX, Randy	1966-67
CARPENTER, Dickie	1969	CLOOS, W.D.	1907	CRAWLEY, Davey	2000-01	DEE, T.H.	1905-06-07
CARPENTER, H.H.	1914-15-16-17	CLOWER, Jerry	1949-50	CRICK, Bill	1969	DEES, Chuck	1969-70-71
CARPENTER, Johnny	2007	COCHRAN, James	2003-04	CROCKER, Jack	1948	DEES, Wilbur	1939-40-41
CARR, Johnny	1985	COGGINS, Keith	1994	CROSS, Britt	2005	DELOE, Ken	1951-52
CARR, Keith	1990-91-92	COLE, George	1910	CROSS, Dennis	1936	DENT, H.M.	1907
CARR, Michael	2010	COLE, Prentiss	2000	CROSS, Tim	1983-84	DEPASQUALE, Derek	2009-10-11
CARROLL, Herman	1990-91-92-93	COLEMAN, Jim	1954	CRUMBLEY, Charles	1948-49-50	DERRICKS, Anthony	1995-96-97-98
CARROLL, James	1963-64-65	COLEMAN, Keo	1990-91	CRUMPTON, F.B.	1902-03	DESPER, Devon	2013-14-15-16
CARROLL, M.B.	1937	COLEMAN, Shaston	1994-95	CUEVAS, Ronnie	1974-75	DICKERSON, A.R.	1928
CARROLL, S.J.	1944-45	COLEMAN, Will	2015-16	CULBERSON, Quinton	2003-04-05-06	DICKSON, Dick	1976
CARROLL, Wesley	2007-08	COLEY, Marvin	1997	CULPEPPER, Joe	1967	DILLE, A.B.	1910
CARTER, Cole	2014-15	COLLINS, Bobby	1951-52-53-54	CULPEPPER, R.H.	1929-30	DINKINS, Jamaal	1997-98-99-2000
CARTER, George	1937-38-39	COLLINS, Fred	1977-78-79-80	CULVER, H.F.	1901	DIXON, Anthony	2006-07-08-09
CARTER, John	1974-75-76	COLLINS, Glen	1978-79-80-81	CUMBERBATCH, Jim	1984	DIXON, Larry	1975-76-77
CARTWRIGHT, George	1947-48	COLLINS, Robert	1957-58	CURRY, Dwayne	1993-94-95-96	DIXON, William	1936-37
CASSANOVA, T.	1911-12	COLSTON, Doug	1944-47-48	CURRY, Lydell	1985-87	DOCKERY, Kevin	2002-03-04-05
CASSELL, H.S.	1919-20	COLTHARP, Will	1974-75-76	CURTIS, Johnny	1991-92-93	DODD, Jimmy	1955-56-57
CASSIBRY, R.E.(Slim)	1932-33-34	COMAN, Kivon	2013-14-15-16	CUSHMAN, Ray	1964	DOIRON, J.W.	1929
CASTLEBERRY, John	1965-66	COMBS, Kent	1977	CUTRER, H.	1904-05	DOLLAR, Joe	1944-46-47
CASTON, Hunter	1988-89	CONKEL, Don	1954-55-56	CUTRER, W.D.	1905-06	DOOLEY, Bill	1954-55
CAUSEY, Kenny	1993-94	CONNER, Omarr	2003-04-05-06	CUTTS, Tim	1983	DORROH, C.E.	1906-07-08
CAVALLARO, Sam	1950-51	CONRAD, Jerry	1969-70-71	<b>D</b>		DORSEY, Danny	1970
CAVEN, Charles	1952-53-54	COOK, A.L.	1929-30	DABBS, C.N.	1928	DOSS, J.O.	1977-78-79-80
CAVETT, J.C.	1895	COOK, Ashby	1964-65	DALHOITE, J.H.	1896	DOTSON, Eric	1995-96-97
CHADWICK, A.R.	1912	COOK, Bill	1976	DALE, Torrey	2014-15-16	DOTT, Melvin	1981-82
CHADWICK, E.B.	1926-27	COOK, Billy	1961-62-63	DALY, John	1932	DOUGLAS, Dominic	2007-08
CHAMBERS, Frank	1938-39	COOK, Jared	2001-02-03-04	DALY, Rudy	1947-48	DOUGLAS, Douglas	1963-64-65
CHAIRS, Kelan	2014-15-16	COOK, Kelly	1957	DANIEL, Eric	1995-96-97-98	DOWNING, Brandon	2002
CHAMPION, Jim	1947-48-49	COOK, Kendric	2008-09-10-11	DANIEL, Willie	1957-58-59	DOWSING, Frank	1970-71-72
		COOK, Roger	1971-72-73			DRAYTON, Willie	1956-57



DREHER, M.F.	1940	FANT, Kevin	2000-01-02-03	GARRISON, Ernie	1955-56	GREEN, N.E.	1901-02-03-04
DREYSPRING, Fred	1948-49-50	FATHEREE, George	1933-34-35	GARRISON, Tommy	1965-66-67	GREEN, Purvie	1991
DUCKWORTH, Mike	1964-65	FAULKNER, Bill	1957	GARVIN, Bobby	1960-61-62	GREEN, Ronnie	1984
DUCRE, Christian	2007-08-09	FAVORS, Greg	1994-95-96-97	GATCHELL, K.P.	1921-22-23-24	GREENE, Lonnie	1976-77-78-79
DUDLEY Don	1968-69-70	FELD, Aaron	2007-08-09-10	GATES, Michael	2005-06-07-08	GREENLEE, Larry	1971-72-73
DUDLEY, Joey	1986-87	FELKER, Rockey	1972-73-74	GATLIN, Tommy	1972-73	GREER, Nakia	1994-95-96-97
DUGAN, Bob	1962-63	FERGUSON, L.H.	1908	GATLING, Emmanuel	2008-09-10	GREGORY, Paul	1927
DUMAS, Lamon	1997	FERGUSON, Sean	2008-09-10-11	GAULT, Bill	1978-80	GRIER, James	1994-95-96-97
DUNAWAY, David	1944-47	FERRILL, Tommy	2000-01-02-03	GAYDEN, W.P.	1895	GRIFFIN, Adrian	2003-05
DUNAWAY, Rusty	1968	FESMIRE, Rob	1978-79-80-81	GEE, Raymond	1995-96	GRIFFIN, J.B.	1938-40
DUNCAN, Speights	1954-55	FIEDOR, Rudy	1950	GELATKA, Chuck	1934-35-36	GRIFFIN, Nick	2011-12-13-14
DUNNING, Anthony	2005	FIELDS, Ronald	2001-02-03-04	GEOGEHAN, R.E.	1926-27-28	GRIFFIN, Randy	1976-77-79
DUPLAIN, Norman	1950-51-52	FIKES, B.B.	1919	GEORGE, Ricky	1980-81-82-83	GRIFFITH, Julius	2000-01
<b>DURR, Lashard</b>	<b>2016</b>	FIRLE, Chris	1988-89-90-91	GHOLAR, Michael	2002	GRIFFITH, Justin	1999-2000-01-02
<b>E</b>		FISHER, Sonny	1961-62-63	GIBBS, Darrell	1988-89	GRIFFITH, Slovakia	2001-02-03-04
EARLS, Conley	1994-95-96-97	FITZGERALD, John	1984-85	GIBBS, Gene	1961-62	GRINDLE, Terrell	1999-2000-01-02
EAST, F.J.	1917-19	<b>FITZGERALD, Nick</b>	<b>2015-16</b>	GIBSON, Arleye	1990-91-92-93	GROSSCUP, Chad	1988-91
EASTERWOOD, Jeff	1988-89-90	FITZGERALD, Robert	1974	GIBSON, James	1991-92-93	GROVE, Harold	1939-40-41
EASTERWOOD, Hal	1952-53-54	FITZHUGH, Keith	2005-06-07-08	<b>GIBSON, Nick</b>	<b>2016</b>	GRUBBS, Lewis	1970-71-72
EATON, Mike	1969-70-71	FLEMING, Bobby	1959-60-61	GIBSON, Rod	1998-99	GUILLORY, Loyd	1974-75
EDWARDS, Al Rickey	1980-81-82-83	FLEMMING, Steve	1976-78-79	GILBERT, C.F.	1909	GULLEY, P.L.	1904-05
EDWARDS, Don	1963-64	FLETCHER, Jack	1938	GILLELAND, R.V.	1911-12	GUMINA, Scott	1991-92-93-94
EDWARDS, Don	1977-78-79-80	FLOWERS, Kent	2014	GILLESPIE, J.F.	1906	GURLEY, Robert	2008
EDWARDS, Joe	1969-70-71	FLOWERS, Walter	1956-59-60	GILLIARD, Larry	1974-75-76-77	GUSSIO, Johnny	1984-85-86
EDWARDS, L.D.	1936-37	FLOYD, Cameron	1994-95-96-97	GILLIKIN, Jerry	1980-81	GUTTUSO, Mike	1984-85
EDWARDS, Matt	1977-78-79-80	FLOYD, Douglas B.	1944-45	GILMORE, Tyris	1994-95	GUYTON, T.	1910
EDWARDS, Mike	1975-76-77-78	FOLLIARD, Tom	1964	GLANTON, De'mon	2005-06-07-08	GWIN, Jan	1970
EDWARDS, Trenell	1988-89-90-91	FORD, Lee	1989-90-91-92	GLASGOW, Bill	1952-53-54	<b>H</b>	
EGAN, Brian	2011	FORD, Robert	1940	GLEASON, Gary	1986	HADDIX, Michael	1979-80-81-82
EIDSON, Jim	1974-75	FORD, Ryon	1988-89-90	GOLDBERG, Scott	2001	HADLEY, F.A.	1910
ELLARD, Andrew	2008-09	FORD, W.	1918	GOLLIDAY, Toby	1999-2000	HADLEY, Fred	1984-86-87-88
ELLARD, Head	1910-11-12-14	FORTUNATO, Joe	1950-51-52	GOMILA, Larry	1976	HADLEY, Terry	1986
ELLIOTT, Robert	2008-09-10-11	FOSTER, Tim	1992	GOODE, Tom	1958-59-60	HAGGAN, Mario	1999-2000-01-02
ELLIS, Alton	1966	FOUNTAIN, George	1944	GOODE, Tom Jr.	1986-87	HALBERT, Molly	1955-56-57
ELLIS, David	1977-78-79-80	FOUNTAIN, Greg	1972-73	GOODSON, Buzz	1979	HALEY, J.L.	1932-33-34
ELLIS, Glenn	1971-72	FOUNTAIN, J.B.	1926-27	GOOLSBY, Shag	1937-38-39	HALL, Jack	1970-71-72
ELLIS, Henry	1995-96	FOX, Carl	1895-96	GORDON, Reed	2011	HALLER, Bob	1966
ELLIS, R.J.	1938	FRANCE, Hal	1944-45	GORKE, Bob	1947	HAMBRICK, Jake	2000
ELROD, Buddy	1938-39-40	FRANK, Garry	1984-85-86-87	GOSSETT, Bobby	1967-68-69	HAMILTON, J.D.	2006-07
ENGLEHARDT, Kevin	1986-87-88	FREEMAN, Phillip	2009-10	GOUGH, Byron	1948	HAMILTON, J.R.	1915
ENIS, Bill	1972	FREEMAN, Steve	1972-73-74	GOUSSET, P.G.	1929-30-31	HAMPTON, Bubba	1964-65-66
EPPS, Tommy	1965	FREEMAN, Ty	2003-04	GRACE, J.R.	1901-02-03	HANDLEY, Jim	1961
ESTAY, Joe	1982-83-84	FRENCH, William	1984-85-86	GRACE, John	1942-46-47	HANNIBAL, Avery	2004-05-06-07
EUELL, Bernard	1992-93-94-95	FRIDAY, Larry	1978-79-80	GRACE, Roman	1978-79-80-81	HANRAHAN, Patrick	2009-10
EULLS, Kaleb	2011-12-13-14	FRIDRICH, Ray	1938	GRAHAM, Jamil	1996	HARBIN, Frank	1982-83-84
EUSTIS, W.B.	1913	FROHM, Martin	1941-42	GRAHAM, Jamoral	2014-15-16	HARDISON, Bob	1935-36-37
EVANS, Charles	1953-54	FUGLER, C.S.	1903	GRAHAM, S.G.	1905-06	HARDY, Templeton	2010-11-12
EVANS, Deontay	2013-14-15	FULLER, Eric	2003-04	GRANDFIELD, Charlie	2012	HARGRO, Antonio	2001-02-03
EVANS, Ed	1950-51	FULTON, Billy	1954-55-56	GRANGER, Hoyle	1963-64-65	HARMON, Clarence	1975-76
EVANS, Lawrence	1980-81-82	FULTON, G.R.	1923-24-25	GRANT, Barris	1999	HARWICH, Buddy	1967-68-69
EVANS, Marcus	2005-06	FULTON, Tom	1951-52-53	GRANT, John	1990	HARNESS, Jim	1954-55
EVANS, Michael	2005	FURLOW, Charlie	1960-61-62	GRANT, Lahitia	1995-96-97-98	HARPER, Mike	1984-85-86
EVANS, Quay	2012	FURLOW, W.L.	1934	GRANT, R.P.	1907	HARPER, Ronald	1978
EVANS, Willie	2002-03-04-05	FURMAN, Harry B.	1907-08	GRAVES, Westin	2015-16	HARRIS, Amos	1942-45-46
EVERETT, Johnny	1976	<b>G</b>		<b>GRAY, Donald</b>	<b>2015-16</b>	HARRIS, Andre	1985-86
EVERETT, Ronnie	1973-74	GADDY, T.L.	1913-14-15-16	<b>GRAY, J.T.</b>	<b>2014-15-16</b>	<b>HARRIS, Dezmond</b>	<b>2014-15-16</b>
EWING, Pat	1987-88	GALEY, Gene	1949-50	GRAY, Malcolm	1934-36	HARRIS, F.D.	1901-02
EZEKWE, Ifem	2000	GALLOWAY, Ernie	1955-56	GRAY, Ronnie	1967-69	<b>HARRIS, Grant</b>	<b>2016</b>
<b>F</b>		GALLOWAY, Tay	1990-91-92	GRAY, W.G.	1934-37-38	HARRIS, J.C.	1928-29
FAIR, David	1987-88-90	GAMBRELL, Andrew	2005	GREEN, Ermon	1981-82-83-84-85	HARRIS, Jerry	1971
FAIR, Michael	1997-98-99-2000	GARDNER, Chris	1989-90-91-92	<b>GREEN, Farrod</b>	<b>2016</b>	HARRIS, John	2014
FAIRCHILD, Kenric	1998-99-2000-01	GARDNER, Earnest	1996	<b>GREEN, Gerri</b>	<b>2015-16</b>	HARRIS, Johnnie	1993-94
FAIRCHILD, Ollie	1951-52	GARNER, W.D.	1944-45-46-47	GREEN, Hal	1960-61	HARRIS, Tony	1990-91
		GARRISON, E.	1908	GREEN, J.S.	1925	HARRIS, Walt	1992-93-94-95
				GREEN, Marcus	2008-09-11-12		

HARRIS, Wayne	1979-80-81-82	HOLLOWAY, Brandon	2013-14-15-16	<b>I</b>		JOHNSON, Kenny	1976-77-78-79
HARRIS, Willie	1990-91-92	HOLLOWAY, James	1993-94	INMAN, Tommy	1962-63-64	JOHNSON, M.E.	1946-47-48
HARRISON, Calvin	1966-67-68	HOLLOWAY, W.A.	1895	IRBY, Ken	1957-58	JOHNSON, Malcolm	2011-12-13-14
HARRISON, Corvell	2012-13	HOLLY, Keith	1972	IRBY, Peyton	1966	JOHNSON, Robert	2011-12-13-14
HARRISON, Granville	1938-39-40	HOLMES, Christian	2011-12-13-14	IRVIN-SILLS, Jahmere	2014	JOHNSON, Steve	1979-80-81-82
HARRISON, Ralph	1938	HOLMES, Jimmie	2007-08	ISAAC, Robert	1994-95-96-97	JOHNSON, Terrell	2008
HART, Brandon	2005-06-07-08	HOLT, Bill	1974	IVY, Harry	1967	JOHNSON, W.C.	1983-84-85
HART, Joe	1969-70	HOOKER, Lenard	1987	<b>J</b>		JOHNSON, William	1984-85
HARTLEIN, Alan	1976-77-78-79	HOOVER, Dan	1993-94-95-96	JACK, Gregory	2002	JOHNSTON, Bob	1964
HARTNESS, R.A.	1925-26-27	HOPPER, R.C.	1924-25	JACK, Jeremy	2004-05	JOHNSTON, Ty	1986-87-88
HARVEY, L.B.	1901	HOPPER, R.E.	1924-25	JACKSON, A.C.	1937	JOINER, Adam	1999
HASTINGS, Gil	1955	HORNBACK Eddie	1982-83	JACKSON, Billy	1980-81-82-83	JONES, Adam	1988
HATCHER, B.F.	1918	HORNE, Hillery	1941-42-44	JACKSON, Cookie	1980-81-82-83	JONES, Blake	2000-01-02-03
HATCHER, John	1998	HORNE, Leslie	1930-32	JACKSON, Gabe	2010-11-12-13	JONES, Bobby	1963-64
HAWKINS, C.W.	1935-36-37	HORNE, Nathan	1987	JACKSON, Gerald	1975-76-77-78	JONES, Chris	2013-14-15
HAWKINS, Melvin	1988-92	HORTON, Brad	2003-04-05	JACKSON, Heath	1986-87-88-89	JONES, Chris	1992-93-94-95
HAYES, Melvin	1992-93-94	HORTON, G.C.	1917	JACKSON, I.M.	1914-15	JONES, Darnell	2001-02-03-04
HAYES, Ralph	1976	HOSKINS, Eric	2007-08	JACKSON, Jerry	1966-67-68	JONES, Devin	2009-10-11-12
HAYNES, M.W.	1933	HOUGH, P.M.	1918-19-20-21	<b>JACKSON, Jesse</b>	<b>2015-16</b>	JONES, E.B.	1925-26
HAZELWOOD, Brian	1995-96-97-98	HOUSE, Avery	2003-05	JACKSON, Joshua	2008	JONES, E.R.	1909
HAZZARD, Brandon	1993	HOUSTON, P.D.	1921	JACKSON, Kamau	2001-02-03	JONES, H.T.	1914-15
HEARD, David	2003-04-05-06	HOWARD, Anse	1941-42-46	JACKSON, Keith	1977-78-79	JONES, H.W.	1939-40-41
HEARD, Michael	2003-04-05-06	HOWARD, Billy	1944-45	JACKSON, Kirby	1983-84-85-86	JONES, I.L.	1901-02
HEARNE, Bun	1908	HOWARD, J.R.	1896	JACKSON, Nathan	2000-01-02	JONES, James	1976-77-78-79
HEAVENS, Brandon	2009-10-11-12	HOWELL, Stanley	1976-77-78-79	JACKSON, Torrence	1994	JONES, Jamie	2008-09-10-11
HEFLIN, Duval	1948-49-50	HOWIE, Jeff	2010	JACKSON, Willie	1977-78-79-80	JONES, Jay	1987
HEIDELBERG, G.C.	1896	HOWIE, R.M.	1901	JACKSON, Zach	2012-13-14-15	JONES, Jeremy	1995-96-97-98
HEIDENREICH, Jon	1988	<b>HOYETT, Braxton</b>	<b>2015-16</b>	JACOBS, E.H.	1921	JONES, Jeremy	2007
HEMPHILL, Sylvester	2009-10-11-12	HUBBARD, J.L.	1922-23	JAMES, Greg	1986-87	<b>JONES, Kendell</b>	<b>2016</b>
HENDERSHOT, Mike	1986-87-88-89	HUDGINS, Ed	1965-66-67	JAMES, Jesse	1991-92-93-94	JONES, Kenzaki	1996-97-98-99
HENDERSON, Brandon	2008-09-10	HUDSON, Rodney	1992-94	JAMES, John	1989-90-91-92	JONES, L.I.	1922
HENDERSON, N.C.	1925	HUFF, J.H.	1919-20	JAMES, Leon	1991	JONES, Murphy	1932-33-34
HENDERSON, Omar	1995-97-99	HUGHES, Chris	2010-11-12	JAMES, Mike	1993-94	JONES, P.J.	2011-12-13-14
HENIG, Michael	2005-06-07	HUGHES, Jamon	2006-07	JAMES, Nick	2012-14-15-16	JONES, Rodney	1975-76
HENLEY, R.N.	1917-18-19-21	HUGHES, Jay	1969-71	JAMES, Tony	1989-90-91-92	JONES, Ronny	1970-71-72
HENRY, Kevin	1990-91-92	HUGHES, Jay	2011-12-14	JANOUS, Frank	1960	JONES, W.W.	1946-47
HENSON, J.C.	1933-34-35	HUGHES, Jesse	1941-42-46-47	JAYNE, J.M.	1895-96	JONES, Wayne	1971-72-73
HERRERA, Dio	2005	HUGHES, John	1941-42	JEFFCOAT, Jeff	1990	JORDAN, Byron	1989-90-91-92
HERRING, Gay	1947-48	HUGHES, T.G.	1902	JEFFERSON, A.J.	2013-14-15-16	JORDAN, Chuck	1969-70-71
HERRINGTON, Bob	1930-31-33	HUGHES, Vernon	1944-46	JEFFERSON, Billy	1938-39-40	JORDAN, Jack	1973
HERRINGTON, Ken	1962	HULL, Harvey	1973-74-75-76	JEFFREY, Bob	1948-49-50	JORDAN, Kinney	1975-76
HESTER, C.F.	1902-03	HULL, Kent	1979-80-81-82	JEFFREY, R.H.	1945	JORDAN, Todd	1989-91-92-93
HICKS, Robert	1994-95-96-97	HULL, Maury	1983	JENKINS, Anthony	1978-79	JOSEPH, Donald	1951-53
HIGGINS, Glenn	1965-66	HULL, W.A.	1906	JENKINS, Craig	2006-07-08-09	JOSEPH, Keith	1989-90-91-92
HIGH, Terry	1988-89-91	HUMPHRIES, C.D.	1905	<b>JENKINS, Elgton</b>	<b>2015-16</b>	JOSEPH, Norman	1975-76
HIGHT, Fred	1935-36-37	HUMPHRIES, Keon	2005-06-07	JENKINS, Jimmy	1960-61-62	JOY, Buzz	1969
HILDEBRAND, Bill	1944-45-46	HUNT, Mike	2010	JENKINS, Justin	2000-01-02-03	JUDGE, Joe	2002-03-04
HILL, Billy	1959-60-61	HUNT, Purvis	1993-94	JENNINGS, Joe	1967-68-69	<b>JUNG, Traver</b>	<b>2016</b>
HILL, Brandon	2011-12-13-14	HUNTER, Paul	1996-97-98-99	JENNINGS, John	1995-96-97	JUNKIN, Bobby	1980-81-82
HILL, Demetrius	1989-90	HUNTINGTON, Larry	1999-2000	JENNINGS, Morley	1910-11	<b>K</b>	
HILL, Jonathan	2004-05-06	HURDLE, Bud	1988	JEWELL, Rob	1992	KAPP, Athony	1997-98
HILLIARD, John	1995-97-98-99	HURLEY, Drake	1984-85	JILES, Cedric	2013-15-16	KATUSA, John	1951-52-53
HILLMAN, Grant	1997	HURST, F.J.	1913-14	JOHNSON, Anthony	2006-07	KELLY, David	1959-60-61
HINE, C.R.	1934	HURST, J.I.	1917	JOHNSON, Antonio	2005-06	KELLY, M.E.	1917-18
HITT, Mark	1975-76-77	HURST, Nelson	2008	JOHNSON, Chris	1992-93-94	KELLY, Reginald	1995-96-97-98
HODGES, Dave	1958	HUSBAND, Jason	2004-05-06-07	JOHNSON, Dennis	1974-75-76-77	KELLY, Tommy	2001-02-03
HODGES, Price	1963-64	HUTCHERSON, Darrion	2014-15	JOHNSON, Harvey	1938-39-40	KENNAN, Robert	1934-35-36
HOELSCHER, Bob	1954	HUTCHINS, Carl	1999-2000-01-02	JOHNSON, Jamaal	2004-05	KENNEDY, Buck	1958-59-60
HOGAN, Dan	1980-83	HUTCHINS, Heath	2009-10	JOHNSON, James "J.J."	1997-98	KENNEYBREW, Darrell	1985-87-88
HOGGATT, Eric	1969-70-71	HUTCHINSON, Willie	1994	JOHNSON, Jeramie	2003-04-05-06	KERBY, E.M.	1944-45
HOLDER, Barry	1972	HUTSON, Brian	1984-85-86	JOHNSON, Jerry	1972	KERN, Kenny	2003-04
HOLLEY, Dylan	2012-13	HUTSON, Frank	1960-61	JOHNSON, Jocquell	2016	KEY, Sidney	1973-74-75
HOLLIMAN, Joel	1969-70-71	HUTTO, Randy	1960-61-62	<b>JOHNSON, Justin</b>	<b>2015-16</b>	KEYS, Bert	1997-98
HOLLINGSHEAD, Lev.	1953-54-55	HYDRICK, Joey	2000	JOHNSON, Kenneth	1980-81-82-83	KEYS, Richard	1973-74-75-76
HOLLINGSWORTH, Tom	1991-92	HYMEL, Calvin	1973-74-75				

KEYS, Tyrone	1977-78-79-80	LEWIS, W.I.	1929	MARTIN, Darren	1985-86-87-88	McINTOSH, P.K.	1905
KHABEER, Johnathan	1995	LEWY, H.E.	1913	MARTIN, Jason	1984	McKAY, J.V.	1895
KIMBALL, Hunter	1911-12-14	LIGER, Eugene	1999-2001	MARTIN, N.S.	1915-16	McKEE, John	1952-53
KIMBROUGH, Bob	1970-71	LIGHTSEY, Jim	1964-65	MARTIN, Rusty	1977-78-79-80	McKELPHIN, Marvell	1984-85-86
KING, Billy	1955-56	LILLY, C.E.	1902	MASON, Ryan	2007	McKENNA, R.J.	1982-83-84-85
KING, Chick	1970-71	LINDSEY, Harold	1998-99-2000-01	MASSEY, Alan	1977-78-79-80	McKENZIE, Duncan	1974-75-76-77
KING, Dewayne	1986-87-88-89	LINDSEY, Michael	1993-94-95-96	MATTHEWS, Miller	1928-29-30	McKINLEY, Alvin	1998-99
KING, Donald Ray	1978-79-80-81	LINVILLE, Billy	1952	MATTHEWS, W.M.	1895	McKINLEY, Dennis	1995-96-97-98
KINGREY, Ken	1974	LIPSCOMB, Jimmy	1993-94-95-96	MATULICH, Wallace	1942-46-47	McKINNEY, Benardrick	2012-13-14
KINNEY, H.C.	1913-14	LIPSCOMB, Lee	1990-91	MAWHINNEY, T.J.	2001-02-03	McKINZIE, W.M.	1920-23
KIRKLAND, Ronny	1962-63	LITTLE, H.S.	1919-20-21	MAXEY, Bill	1976-77-78	McKISSACK, Clovis	1954
KIRKLAND, Todd	1981-82-83-84	LITTLE, Jason	1985-86-87	MAXWELL, Jessie	1978	McLAURIN, Jerome	1986
KISER, Bill	1965-66-67	LITTLEJOHN, Anthony	2005-06-07-08	MAXWELL, William	1930-31-32	<b>McLAURIN, Mark</b>	<b>2015-16</b>
KIZER, J.G.	1917	LLOYD, Curtis	1959-60-61	MAY, George	1977-78-79	McMILLAN, John	2009-10
KLICKER, Albert	1948	LOCKHART, Otis	1978	MAYE, Brandon	2011	McMULLAN, Stephen	1989
KLINDWORTH, M.E.	1919-20	LOGAN, J.E.	1952-56-57-58	MAYFIELD, George	1948	McMULLEN, A.H.	1923-24
KNIGHT, Bill	1988-89	LOGAN, Joel	1987-88-89-90	McADAMS, Blake	2005-06-07-08	McNAIR, E.H.	1918
KNIGHT, Bobby	1966	LOACANO, J.E.	1962-63	McALPIN, Jim	1969-70-71	McNEIL, Chris	2002-03-04-05
KNIGHT, C.A.	1908	LONG, Juan	1990-91-92-93	McARTHUR, Harry	1912-13-14	McNEIL, Duane	1975-76
KNIGHT, Danny	1980-81-82-83	LONG, Lance	2005-06-07	McARTHUR, R.	1915-16	McPHAIL, Bill	1954
KNIGHT, Kelvin	1990-91-92-93	LONG, R.I.	1918	McARTHUR, W.S.	1904	McPHEE, Pernell	2009-10
KNIGHT, Rob	1996-97-99-2000	LOONEY, D.J.	2008-09-10-11	McBRIDE, B.A.	1917	McPHERSON, H.A.	1911
KNOTTS, Kenneth	1995-96	LOTT, Bubba	1973	McBRIDE, Jim	1962	McRAE, Brandon	2007-08-09
KOLKA, Kevin	1991	LOTT, S.A.	1933-34-35	McCABE, J.H.	1927	McRAE, Matt	1997-98-99-2000
KOONTZ, Henry	1980-81-82-83	LOVE, Jamerson	2011-12-13-14	McCAIN, W.C.	1942-46	McRANEY, Will	1983
KOTOWSKI, Tony	1950-51	LOVE, Kelvin	1998-99	McCALL, Byron	1991-92-93-94	McREE, Alton	1976
KOWALSKI, Anthony	1941-42	LOVE, Kyle	2006-07-08-09	McCANN, Henry	1993-94-95-96	McWILLIAMS, L.M.	1920
KYLES, Jarvis	2007-08	LOW, R.H.	1921-22-23	McCARDELL, Shane	2009-10-11-12	McWILLIAMS, Tom	1944-46-47-48
<b>L</b>		LOWE, Fred	1944-45	McCASKEY, Terrence	1996-97-98-99	McWILLIAMS, W.K.	1916-17
LACOSTE, Paul	1993-94-95-96	LOWE, John	1983-84-85-86	McCLELLAND, S.F.	1895-96	MEEK, Omri	1994
LAIRD, R.F.	1924	LOWE, Jonathan	2004-05	McCLUER, Donald	1913	MEEKS, J.H.	1924-25-26
LAMBERT, Gary	1980-81-82-83	LUCKETT, J.E.	1922-23-24	McCOLLOUGH, Bernard	1987-88	MEIGS, Ralph	1935-36-37
LAMM, Art	1978	LUKE, Butch	1963	McCOLLOUGH, Jim	1971	MELICHAR, Mark	2007-08-09-10
LANCASTER, Bill	1969-71	LUMPKIN, Aaron	2000-01-02-03	McCOLLOUGH, Larry	1972-73-74	MELL, Eric	1982-83-84-85
LANCASTER, Brian	1992	LUNDIE, Orlando	1983-84-85	McCORVEY, Jackie	1977-78-79	MENAFEE, Cornell	1996-97-98-99
LANE, D.H.	1918-23	LUNDY, T.E.	1929-30-31	McCOY, Kyle	1990-91	MERIDETH, Charles	2001
LANE, Jimbo	1963-64-65	LUSTER, Frankie	1990-91-92-93	McCOY, O.R.	1930-31	MIDDLETON, Carl	1984-85-86
LANGSTON, Maurice	2009-10	LYNCH, T.R.	1922	McCRACKEN, W.G.	1944	MIHALIC, Mike	1941-42-46
LARSEN, Bootsie	1963-64-65	LYNCH, Thayer	1937-38	McCRANEY, Cortez	2007-08	MIKETINAS, Bobby	1978-80-81-82
LATHAM, Sam	1956-57	LYNN, Mark	2010	McCRARY, Fred	1991-92-93-94	MILLER, Andy	1974-75
LATHAM, Sam	2010	<b>M</b>		McCULLAND, John	1988	MILLER, Dizenzo	1998-99-2000-01
LATHRAM, M.W.	1936-37	MACK, Clay	1994-95	McCULLEN, I.	1916	MILLER, Jimmy	2005
LATTIMER, W.H.	1904	MACON, Joe	1993-94-95	McCULLOUGH, Colby	1993-94	MILLER, John	1979-80-81-82
LAWRENCE, Addison	2008-09-10-11	MADKIN, Wayne	1998-99-2000-01	McDOLE, Mardye	1977-78-79-80	MILLER, L.C.	1923-24
LAWRENCE, Cameron	2009-10-11-12	MAGEE, Don	1972	McDONALD, Mike	1980-81-82	MILLER, Mike	1988
LAWRENCE, Mike	1973-74-76-77	MAGEE, W.J.	1911-12	McDOUGAL, Clarence	2003-04-05	MILLER, Tom	1956-57
LAWSON, Eric	2011	MAGILL, O.R.	1909-10	McDOUGAL, Lloyd	1945	MILLS, A.P.	1910-11
LEASY, Wesley	1991-92-93-94	MAGRUDER, F.H.	1911	McDOWELL, G.R.	1938-39-40	MILLS, E.E.	1902-03
LEE, Bill	1973-74-75-77	MAHONEY, J.C.	1901	McELROY, Dick	1970-71-72	MILNER, Sammy	1968-69-70
LEE, Courtney	2000-01	MAIER, Chuck	1976-77-78-79	McELROY, Tom	1971	MILONS, Tee	2002-03-04-05
LEE, Donald	1999-2000-01-02	MALE, John	1971	McELVEEN, M.	1927-28	MILTON, Derrick	2012-13
<b>LEE, Dontavian</b>	<b>2015-16</b>	MALLORY, R.	1918	McENANY, Mike	1979-80-81-82	MINK, Robby	1979-80
LEE, S.B.	1910	MALONE, Danny	1973-74-75	McGEE, Chauncey	1995-96	MINOR, Durward	1985-86-87-88
LEE, Tyson	2008-09	MALONE, Justin	2012-14-15	McGEE, Keffer	1994-95-96	MINOR, Longstreet	1906
LEGGETT, Jerry	1985-86	MANGUM, Wayne	1956-57-58	McGEORGE, Hal	1904-05-06-07	MINOR, Marco	2000-01
LEIKAM, Ken	1982-83	MANLEY, Jack	1951	McGILL, Izell	1994-95-96-97	MINYARD, B.I.	1935
LENOIR, R.L.	1929-30	MANN, Brandon	1993-94	McGLASKER, Darryl	1974-75-76-77	MINYARD, W.N.	1920-21
LEONARD, R.L.	1917	MAPP, Marcus	1937	McGOWAN, W.G.	1920-21-22	MITCHELL, Carsno	1981-82-83
LEWIS, Chester	1995	MARBLE, John	1930	McGRAW, Dick	1965-66-67	MITCHELL, Charles	2008-09-10-11
LEWIS, D.D.	1965-66-67	MARCUS, Adrian	2010-11-12	McGRAW, F.A.	1901	MITCHELL, David	1976-77
LEWIS, H.R.	1926-27-28	MARKET, Kendrick	2012-13-14-15	McGUIRE, Bill	1963-64	MITCHELL, E.F.	1926
LEWIS, Howard	1973-74-75	MARLER, Dave	1977-78	McINGVALE, George	1942-45	MITCHELL, T.A.	1895-96
LEWIS, Jameon	2011-12-13-14	MARLIN, John-Michael	2000-01-03	McINNIS, D.C.	1920	<b>MIXON, Keith</b>	<b>2016</b>
<b>LEWIS, Leo</b>	<b>2016</b>	MARSH, Tate	1969-70	McINNIS, E.C.	1905-06-07-08	MIZE, William	1930
				McINTOSH, Mark	1977-78	MOAK, Johnny	1935-36-37



## HISTORY | LETTERWINNERS

MOATES, Jennings	1941-42-46	NANCE, Bill	1960	PATTEN, T.W.	1915-16	POWERS, Floyd	1958-59-60
MOHLER, Robert	1950	NANCE, Chris	2007-08	PATTERSON, Bob	1940-41-42	PRATHER, Pig	1998-99-2000-01
MOLDEN, Bobby	1975-76-77-78	NASH, Kahlil	2001-02	PATTERSON, R.B.	1946-47-48	PREMONT, David	1977-78-79-80
MOLLERE, L.A.	1934-35-36	NASH, Marshall	1931	PATTERSON, W.C.	1941-42-46	PRENTISS, Kevin	1997-98
MONAGHAN, Mike	1973	NATALE, Steve	1971	PATTON, Jeff	1984-85-86-87	PRESCOTT, Bob	1919
MONROE, Henry	1976-77-78	NEAL, Keith	1984-85-87-88	PATTY, R.P.	1924-25	PRESGOTT, Dak	2012-13-14-15
MONROE, Willie	1976-77-78	NEAVES, Robert	1958	PAUL, Albert	1960-62	PRESSLEY, Bobby	1998-99
MONROE, Willie	1985-86	NEILL, James	1965	PAYNE, Jimmy	1974	PRICE, Dave	1935-36-37
MONTGOMERY, H.C.	1895	NELSON, Aries	2003-04	PAYNE, Preston	1970-71	PRICE, Jerry	1979-80-81-82
MONTGOMERY, J.F.	1906	NELSON, Bill	1966-67-68	PEACHER, Clay	1980-81-82-83	PRICE, Orlie	1931-32
MONTGOMERY, Mi.	1990-91-92-93	NELSON, E.T.	1906	PEARSON, Aaron	1984-85	PRICE, R.N.	1938-39-40
MOODY, Jimmy	1965	NELSON, G.B.	1907	PEARSON, H.H.	1901	PRICE, Steve	1979
MOON, Bill	1963	NELSON, Jim	1969-70-71	PEDERSON, Todd	1993	PRICE, Stoney	1995-96-97
MOON, Harrison	2016	NELSON, Tim	1996-97-98-99	PEGUES, Derek	2005-06-07-08	PRIESTER, Bill	1960-61
MOONEY, Paul	1996-97-98-99	NESMITH, Ed	1956-57	PENDER, Runnie	1991-92-93	PRINCE, Carl	1981-82
MOONEYHAM, David	2000	NEVILLE, Tom	1962-63-64	PEOPLES, Nate	1996-97	PRINCE, Rodney	2007-10
MOORE, Arnold	1938-39-40	NEWSOM, Buddy	1968-69	PEPPER, Fred	1976-77-78	PRINCE, William	1989-90-91-92
MOORE, Billy	1964-65	NEWSOME, Frank	1952-53	PERKINS, Fred	1959-60-61	PROSSER, Will	2003-04-05-06
MOORE, Craig	1997-98	NEWTON, Leslie	1964-65-66	PERKINS, H.G.	1921-22-23	PRUITT, Dale	1988-89
MOORE, Dana	1979-80-81-82	NICHOLS, Jon	1964	PERKINS, LaDarius	2010-11-12-13	PURNELL, Hawes	1932-33-34
MOORE, Darrell	1982-83-84-85	NICHOLS, Sam	1973-74-75-76	PERRERE, Clyde	1955	PYRON, Shag	1949-50-51
MOORE, Duaine	1965-66-67	NICHOLS, Tom	1981-82-83-84	PERRY, Frank	1917-18-19		
MOORE, John	1985-86-87-88-89	NICKELS, Vic	1973-74	PETERS, Jamal	2015-16		
MOORE, John O.	1944-47	NIX, Gordon	1937	PETERS, Rodney	1984-86-87	QUILLIAN, Chris	1976-77-78
MOORE, Ronnie	1968-70	NIX, Jack	1937-38-39	PETERSON, Gil	1956-57-58		
MORDECAI, Art	1983-84	NOBLE, C.R.	1912-13-14-15	PETERSON, Glenn	1971		
MORGAN, Bob	1980-81-82	NOBLE, L.W.	1921-22-23	PETERSON, Shelby	1988	RAINER, Fred	1975-76
MORGAN, Brett	2002-03-04-05	NOBLE, P.A.	1927	PETRO, Emile	1970-71-72	RAINEY, Chris	1996-97-98-99
MORGAN, Josh	1999-2000-01-02	NOBLES, Bennie	1945	PETTTT, Blake	2004	RAINEY, E.R.	1912-13-14-15
MORGAN, Rob	1996-97-98-99	NORWOOD, Jerious	2002-03-04-05	PEYTON, Raymond	1975-76-77-78	RANAGER, Tommy	1960-61-62
MORGAN, Tarus	2002	NUGENT, Dave	1965-66	PHARES, Bob	1972	RANDLE, Milas	2000-01-02
MORGAN, William Earl	1955-56-57			PHARES, Ken	1970-71-72	RANKIN, Martinas	2016
MORGANTI, Fred	1944-45-47			PHARR, Tommy	1967-68-69	RAY, E.G.	1940-41
MORRELL, Al	1967-68			PHILLIPS, Anwar	2006	RAY, Kelly	1990
MORRELL, Tommy	1990-91-92-93	OAKES, N.C.	1917	PHILLIPS, Bob	1976	RAY, Pete	1947-48
MORRIS, Don	1952-53-54	O'CONNOR, Cliff	1948-49	PHILLIPS, Bob	1987-89	RAY, R.V.	1940-41-42
MORRIS, E.S.	1907-08	ODEN, C.S.	1915	PHILLIPS, F.M.	1929	RAYFORD, Chris	2015-16
MORRIS, Todd	1988-89-90	ODOM, Jerry	1947	PHILLIPS, Hank	1985-86-87-88	REAGH, I.C.	1934-35-36
MORRIS, Tom	1952-53	ODOM, Reggie	2009-10	PHILLIPS, John	2011	REDDOCH, Bert	1934-35-36
MORROW, Bill	1950	OGDEN, Charles	1930-31-32	PHILLIPS, John	2011	REDMOND, James	2003
MORROW, Grover	1933	O'NEAL, Gabe	2004-05-06-07	PHILLIPS, Josiah	2016	REDMOND, Will	2013-14-15
MORROW, Joe	2012-13-14-15	O'QUINN, Jasper	2007-08	PICKENS, W.H.	1926-27-28	REED, C.R.	1965-66
MORROW, Robert	1994	OSBOURNE, Ray	1959-60-61	PICKLE, Ike	1934-35-36	REED, Harland	1964-65-66
MOTT, J.C.	1921-22	OSWALT, J.A.	1916	PILLOW, George	1932-33-34	REED, Joe	1969-70
MOULDS, Eric	1993-94-95	OVERSTREET, Hugh	1903-04	PILLOW, Robert	1942-46	REED, Joseph R.	1964-65
MUNCHAUSEN, Louis	1937	OWENS, David	1949-50	PILLOW, W.N.	1895	REES, Gavin	1974-75-76-77
MUNIZ, Archie	2011-12-13-14	OYEFESOBI, Michael	2001-02	PILLOW, Watson	1971	REESE, Matt	1991
MUNSCH, Al	1953			PITTMAN, C.	1927-28-29	REESE, R.	1916
MURPH, Darwin	1981			PITTMAN, Charles	1949-51	REID, Bo	1950-51-52
MURPHY, Alec	2016	PACE, John	1949-50-51	PITTMAN, Hilton	1966-67-68	REID, Fred	2001-02-03-04
MURPHY, Billy	1941-42-46	PACKER, Steve	1982	PITTMAN, Jim	1947-48-49	REID, W.D.	1905
MURRAY, Stan	1972-73-74	PACKER, Walter	1973-74-75-76	PITTMAN, Oren	1935-36-37	RELF, Chris	2009-10-11
MUSSELWHITE, W.B.	1936	PAGE, W.C.	1931-32-33	PITTS, Walter	1976	RENCHE, Varner	1985-86-87
MYERS, Jerry	1985-86-88-89	PAPA, Vic	1947-48	PLUMMER, Bruce	1983-84-85-86	REULE, P.A.	1912
MYERS, W.J.	1922	PAPPENHEIMER, William	1927-28-29	PLUMP, Greg	1991-92-93	RHEA, Rube	1971
MYLES, Eddie	1987-88-89-90	PARENTON, Tim	1980-81-82-83	POLK, S.T.	1909	RHOADES, Andy	1966-68
MYLES, Gabe	2014-15-16	PARKER, Brent	1981-82-83	POLLARD, H.T.	1907-08-09-10	RHOADES, Glenn	1965-66-67
MYLES, Jimmie	1991-92-93-94	PARKER, Clarence	2000-01	POLOVINA, Pete	1950-51	RHOADES, Ray	1948
MYLES, Toby	1994-95	PARKER, Jackie	1952-53	POORE, Eric	1983-84-85	RHOADES, S.W.	1909-10-11
MYRICK, Bo	1977-78	PARKER, John	1988-89-90	PORTER, Alonzo	1993-94	RHOADES, Stan	1944-45
MYRICK, Gordon	1955-56	PARKS, Tommy	1986-87-88-89	PORTER, Jay	1979	RHODEN, Marcus	1964-65-66
		PARKS, W.J.	1944	PORTER, Jerald	1974-75-76-77	RIALS, Harold	1986
		PARVIN, David	1959	POTEETE, Jim	1957-58	RICE, Carlton	2004-05-06
		PATRICK, J.W.	1939-40-41	POTTER, F.E.	1912-13	RICHARDSON, Derrick	1982-83-84
		PATRICK, Mike	1972-73-74	POTTS, R.H.	1902	RICHARDSON, O.W.	1981-82
		PATRIDGE, Jim	1969-71	POWELL, Andrew	2003-04-05-06		
N							
NABERS, Jim	1977-78						
NABORS, Rocky	1987-88-89						

RICHMOND, W.L.	1932-33-34	<b>S</b>		SILVERI, Joe	1954	STALLWORTH, Chris	1991-92-93
RICKMAN, Jack	1973-74	SAAB, Louis	1973-74	SIMMONS, Crosby	1948	STAMPS, Chris	2016
RICKS, J.R.	1901	SABBATINI, Frank	1954-55-56	<b>SIMMONS, Jeffery</b>	<b>2016</b>	STANFORD, Carl	1963
RICKS, W.B.	1926	SADLER, Robert	1939	SIMMONS, M.L.	1913-14-15	STANLEY, Jack	1948
RIDDELL, Josh	2007	SAGET, Don	1965-66-67	SIMMONS, Michael	1984-85-86-87	STANSEL, H.S.	1913
RIDDLEY, Otis	2003	SAIA, Joseph	1944-45	SIMPSON, Barrin	1996-97-98-99	STANTON, Bill	1953-54-55
RILEY, Co-Eric	2007-08	SAMUEL, Artimus	2013	SIMPSON, Roger	1988	STEADMAN, C.W.	1935-36-37
RILEY, Mike	1988-89-90-91	SANDERS, Danny	1981-82-83-84	SIMS, J.B.	1974-75	STEPHENS, Con.	1998-99-2000-01
ROBBINS, F.W.	1917	SANDERS, Harold	1934	SIMS, Stan	1984-85-86-87	STEPHENS, Durwood	1968
ROBERSON, Kendall	1996-97-98-2000	SANDERS, Joey	2004-05-06	SIRMONES, C.J.	1999	STEPHENS, P.E.	1923-25
ROBERSON, Murphy	1951-52-53	SANDERS, R.D.	1917	SISK, Bob	1957-58	STEVENS, Bill	1965
ROBERTS, Kenny	1989-90-91-92	SANDERS, Ricco	2010-11	SISK, Dwight	1967	STEVENS, Lenny	1967
ROBERTSON, Bo	1980	SANFORD, Carl	1963	SISTRUNK, R.L.	1929	STEWART, Bill	1950-51
ROBERTSON, Derrell	1988-89	SANGSTER, Jer.	1985-86-87-88	SKINNER, Deontae	2010-11-12-13	STEWART, Buck	1950
ROBERTSON, Dwayne	2000-01	SANTAGATA, Rich	1966	SKIPPER, Frank	1958-59	STEWART, Corbin	2012
ROBERTSON, Joe	1952	SANTILLO, John	1952-53	SLAY, Darius	2011-12	STEWART, David	2001-02-03-04
ROBERTSON, Tony	1987-88-89-90	SARTIN, Bill	1990-91-92-93	SLOAN, R.L.	1917	STEWART, Kenny	1988-89-90-91
ROBINSON, Alvin	1983-84-85-86	SARTOR, Tony	1980-81-82	SLUDER, Kevin	1996-97-98-99	STEWART, R.H.	1916
ROBINSON, Calvin	1983-84-85-86	SAULSBERRY, Quentin	2008-09-10-11	SMITH, Allan	1994-95-96-97	STEWART, Reggie	1987-88-89-90
ROBINSON, Damien	2011-12-13-15	SAUNDERS, H.A.	1934	SMITH, B.W.	1918	STIGERS, Trevor	2009-10
ROBINSON, DelJuan	2003-04-05-06	SAUNDERS, W.B.	1922	SMITH, Brent	1993-94-95-96	STILLWELL, Robbie	1997
ROBINSON, Delmon	2008	SAVLEY, T.S.	1908-09	SMITH, Brent	2002-03	STONE, H.L.	1923-24-25
ROBINSON, Don	1945-48-49	SAXTON, Curtis	1942	SMITH, Charles	1934-35	STONE, L.H.	1927-28-29
ROBINSON, Josh	2012-13-14	SCALES, Walter	1930-31	SMITH, Charlie	1961	STONE, Willie	1933-34-35
ROBINSON, Michael	1986-88	SCAMARDO, Don	1981-82-83	SMITH, Chris	2009-10-11-12	STOOTS, Steve	1970
ROBINSON, Sleepy	1990-91-92	SCHAFFHAUSER, Gary	1977-79-80	SMITH, David	1968-69-70	<b>STORY, Michael</b>	<b>2016</b>
RODRIGUEZ, Wallace	1961-62	SCHEER, Stu	1966-67-68	SMITH, Don	1983-84-85-86	STOUT, Randy	1997
ROGERS, Casey	2005-06	SCHEIDER, Carl	1948	SMITH, Ed	1957-58-59	STOWERS, Curtis	2000-02-03
ROGERS, Kenny	1973	SCHOENROCK, Bill	1957-58-59	SMITH, Edward	1997-98	STOWERS, Curtis Hill	1978-79-80-81
ROGERS, Kenny	1982-83-84-85	SCHWILL, Otto	1915-16	SMITH, Emmitt	1998	STOWERS, Rodney	1989-90
ROGERS, Tim	1994-95	SCOTT, Don	1915-16	SMITH, F.M.	1910	STRAHAN, Tommy	1971-72-73
ROGERS, W.M.	1906	SCOTT, Edward	1937	SMITH, Jamayel	2006-07-08	STRAUDER, Anthony	2005-06-07-08
ROGERS, Will	2002-03-04	SCOTT, McKinley	2002-03-04	SMITH, James	1973-74	STREET, Mitchell	1978
ROMANOFF, Alex	1970	SCOTT, Paul	1930	SMITH, Jondrea	2000	STRICKLIN, Basil	1949-50-51
ROSE, C.M.	1908	SEAL, Leo	1909-10	SMITH, Kenwoynne	1995-96-97-98	STUART, C.E.	1924-25
ROSE, W.C.	1909	SEAL, Leo Jr.	1947-48	SMITH, Milton	1986-87-88-89	STUART, James	1945-46-47-48
ROSENBERG, Dick	1951	SEARS, Corey	1994-95	SMITH, Murray	1958	STUBBS, A.B.	1936
ROSETTI, Jerry	1965-66	SENIOR, Justin	2013-14-15-16	SMITH, O.L.	1926-27	STUVER, Vic	1952
ROSS, Fred	2013-14-15-16	SHAMBURGER, Charles	1939	SMITH, Preston	2011-12-13-14	SUBER, Scott	1953-54-55
ROSS, Jim	1954-55-56	SHAMBURGER, Sonny	1967	SMITH, Reggie	1987	SUDA, George	1953-54
ROYE, J.L.	1932	SHANKS, Don	1967-68	SMITH, Robert	1985	SUDDUTH, Wilburn	1923
RUCKER, Bill	1966	SHARPE, O.J.	1960	SMITH, Scott	1982	SUGGS, Walter	1958-59-60
RUCKER, Jack	1949-50	SHAW, M.J.	1913-14-15-16	SMITH, Tobias	2010-11-12	SUMMEROUR, A.R.	1928-29
RUDD, E.I.	1909	SHAW, Robert	1960-61	SMITH, Truett	1946-47-48	SUMMEROUR, John	1930-32
RUFFIN, D.A.	1912-13	SHEFFIELD, Lanny	1971	SMITH, Williams	1932-33-34	SUMMERS, Anthony	2006
RUFFIN, R.	1913	SHEGOG, Andri	1984-85	SMITH, Zach	2007-08-09-10	SWAIN, Chris	2003-04
RUFFIN, Red	1937-38	SHELL, Tony	1988-89-90	SMITHART, Terry	1968-69	SWEARENGEN, Larry	1962-63-64
RUSCOE, Ben	1949-50	SHELTON, Ben	2006-07	<b>SMITHERMAN, Maurice</b>	<b>2016</b>	SWEDENBURG, Baker	2011-12-13
RUSCOE, Herb	1956-57	SHEPHERD, Billy	1951-52-54	SMOOT, Fred	1999-2000	SWILLY, Billy	1938
RUSH, Dereck	1996-97	SHEPHERD, J.T.	1950-51	SNYDER, Dannie	2001	SWILP, John	1954-55
RUSHING, Dennis	1971	SHERMAN, Paul	1986	SOBIESK, Evan	2013-14	SWOOPES, Demetruis	1986
RUSHING, J.B.	1958	SHERROD, Derek	2007-08-09-10	SOILEAU, Joe	1976-77-78	SWOOPES, Pat	1982-83-84-85
RUSHING, Tom	1950-51	SHERROD, Dezmond	2004-05-06-07	SOSEBEE, Major	2009	<b>T</b>	
RUSS, Andy	1993-94-95-96	SHIRLEY, Scott	1980	SOUTHWARD, Billy	1970-71-72	TAIT, Art	1947-48-49-50
RUSSELL, Adam	1995	SHIVERS, Wes	1998-99	SPARKS, J.C.	1903	TAIT, Jim	1955-56
RUSSELL, Bo	1986-87-88-89	SHUFF, Ted	1942-46	SPARKS, John	1962-63	TAITE, Derrick	1993-94-95-96
RUSSELL, C.E.	1918-19	SHUMAKER, Bryan	2000	SPENCER, Chris	2009-10	TANKSLEY, Perry	1976-77
RUSSELL, Freddy	1967-68-69	SHUMPERT, Ashton	2013-14-15-16	<b>SPENCER, Marquiss</b>	<b>2016</b>	TATE, H.	1904-05-06
RUSSELL, J.G.	1904	SHUMPERT, William	2011	SPIVEY, Robert	2001-02-03	TATE, Roosevelt	2003
RUSSELL, Tyler	2010-11-12-13	SHUTE, Pat	1958-59-60	SPURLOCK, K.L.	1913-14-15-16	TAYLOR, C.K.	1902
RUTLAND, Tray	2006	SIDDOWAY, Charles	2012-13	STACY, Benny	1959-60-61	TAYLOR, J.A.	1920-21
RUTLEDGE, J.F.	1896	SIDORIK, Al	1942-46	STACY, Billy	1956-57-58	TAYLOR, Jerry	1948-49
RYE, Jerry	1979	SIGNAIGO, Nick	2003-04	STACY, Bobby	1960-61	TAYLOR, Leslie	1931-32-35
		SIJANSKY, Kevin	1999-2001-02	STAINBROOK, Max	1947-48-49-50	TAYLOR, Michael	1985-86-87-88
		SIKES, Carl	1931-32-33	STALLWORTH, Arnil	2006-07-08-09		

# | HISTORY | LETTERWINNERS

TAYLOR, Shaun	1994	<b>V</b>		WEED, Oscar	1936-37-38	WILSON, De'Runnya	2013-14-15
TEMPLE, Keith	1973-74	VALLIS, Ted	1954	WEEKS, L.R.	1916	WILSON, Elmer	1982-83-84
TERRELL, Carl	1985-86	VANCE, W.B.	1916	WEEKS, Shed Hill	1932-33	WILSON, Reggie	1994
TERRY, Roland	2007	VANDEVERE, Dallas	1928-29-30	WEEMS, Joseph	1934	WILSON, R.S.	1901-02-03-04
THAMES, Anthony	1988-89-91	VARNADO, George	1940-41-42	WEISSINGER, G.C.	1918-19	WILSON, W.P.	1920
THAMES, Dennis	2010	VARNER, F.W.	1937	WELCH, Lee	1959-60-61	WILSON, Zerk	1951-52-53
THAMES, G.T.	1959	VAUGHN, Oliver	1948-49-50	WELLS, Matthew	2011-12-13-14	WINDHAM, Jonny	1961-62-63
THAMES, Robert	1935-36	VAUGHT, Gerald	1975-76	WELLS, P.L.	1911-12-13-14	WINDHAM, Lamar	1980-81-82-83
THOMAS, Bennie	1983-84	VENIER, Lou	1953-54-55	WELLS, W.C.	1927	WINSTEAD, H.D.	1945
THOMAS, Bill	1966-68	VERDERVER, Gil	1951-52	WESLEY, Quinton	2006-07	WISEMAN, R.C.	1927-28-29
<b>THOMAS, Cory</b>	<b>2015-16</b>	VINCENT, Jim	1954-56	WEST, Danny	1971-72-73	WISHMAN, M.F.	1931-32-33
<b>THOMAS, Deddrick</b>	<b>2016</b>	VINSON, Bernard	2002-03	WEST, Mike	1973	WISNER, Jason	1991-93-94
THOMAS, E.F.	1937-38	VIRGES, Curtis	2011-12-13-14	WESTBROOK, Jim	1994-95	WOFFORD, W.J.	1901
THOMAS, Jack	1968-69	VITRANO, Terry	1974-75-76-77	WESTERFIELD, Scott	1999-2000	WOHLERT, Steve	1976-77-78
THOMAS, Jake	2014	<b>W</b>		WHALEY, Steve	1969-70-71	WOHNER, Collins	1940-41
<b>THOMAS, Jordan</b>	<b>2016</b>	WADE, Jerry	1959-60	WHEELER, James	1944	WOITT, Johnny	1965-67
THOMAS, Randy	1997-98	WADE, Mike	1968-69	WHIPPLE, Jermaine	1995	WOLVERTON, M.L.	1944
THOMAS, Tron	1997-98-99-2000	WADE, Tim	1990	WHITAKER, Joe	1904-05-06	WOMACK, Floyd	1997-98-99-2000
THOMPSON, Derrick	2000-01	WADE, Orlando	1987-88-89	WHITE, Benton	1956-57	WONSLEY, Elmore	2001-02
THOMPSON, Eddie	1929-30-31	WADLEY, Johnny	2002-03-04-05	WHITE, Chris	2009-10	WONSLEY, George	1980-81-82-83
THOMPSON, Glen	2001-02	WAITS, Frank	1932	WHITE, George	1997-98-99-2000	WOOD, Gene	1967-68-69
THOMPSON, H.S.	1938	WALDEN, Bobby	1973	WHITE, J.J.	1929	WOODARD, Marc	1989-90-91-92
THOMPSON, L.R.	1925-26-27	WALKER, Anthony	1970-71-72	WHITE, James	1940-41-42	WOODBERRY, Lamont	1996-97
THOMPSON, Larry	1972-73-74	WALKER, Brownie	1960-61-62	WHITE, Jordan	1997	WOODS, Earl G.	1980
THOMPSON, W.L.	1896	WALKER, Dontae	1999-2000-01-02	WHITE, Lavelle	1957-58-59	WOODS, Jerry	1966
THORNTON, Brandon	2005-06	WALKER, Jeff	1996-97-98-99	WHITE, Mark	1974-75-76-77	WOODWARD, J.W.	1908
THORNTON, Mack	1971	WALKER, Kevin	1983-84-85	WHITE, Steve	1975-76-77	WOOTEN, O.B.	1905-06-07
THORPE, H.D.	1941-42	WALKER, Pete	1948-49-50	WHITENER, Stuart	1984	WORD, Herbert	1973
THORNTON, Clint	1991-92	WALKER, Rob	2004	WHITLEY, Nickoe	2010-11-12-13	WORLEY, Lewis	1932-33
THREADGILL, Bruce	1975-76-77	<b>WALL, Brad</b>	<b>2016</b>	WHITLOCK, Rod	1989-90	WRIGHT, Brandon	2002-03
THREADGILL, Tyler	2004-06-07	WALL, I.B.	1895	WHITTINGTON, W.L.	1960	WRIGHT, Brian	1992-93-94-95
TOHILL, Billy	1959-60	WALLACE, Bobby	1973-74-75	WICHMAN, Marcus	1931-32-33	WRIGHT, Carroll	1930-31
TOPP, J.S.	1937-39	WALLACE, Gabe	2001-02-03	WIELGOSZ, S.F.	1934	WRIGHT, Demetric	2001-03
TOUCHET, Jim	1972-73-74	WALLACE, Kyle	1999-2000	WIER, J.M.	1927-28	WRIGHT, K.J.	2007-08-09-10
TOUPS, Bubba	1976	WALLACE, Ralph	1954	WILBANKS, Austin	2008-09	WRIGHT, Sam	1987-88-89
TRACY, Shawn	1988	WALLEY, Gus	2014-15	WILBANKS, Scott	1983-84-85	WYATT, Matt	1996-97-98-99
TRAMMEL, Bubber	1956-57-58	WALLIS, Robert	2001-02-03	WILBANKS, W.H.	1925	WYMS, Ellis	1997-98-99-2000
TRAPP, Joey	2011-12	WALTERS, Bo	2008	WILDER, O'neal	2009	<b>Y</b>	
TRAVIS, Lateef	1992-93	WALTERS, Fred	1934-35-36	WILEY, Arthur	1978-79	YANCEY, Charles	1940-41-42
TRIBBLE, Bobby	1956-57-58	WARD, DeAndre	2014-15-16	WILKERSON, Bill	1972	YARBROUGH, Butch	1969-70-71
TRIPSON, John	1938-39-40	WARD, Elwyn	1929-30-31	<b>WILLIAMS, Aeris</b>	<b>2015-16</b>	YARBROUGH, Leron	2005-06
TROGDON, Mark	1975-76-77	WARD, Fred	1991-92	WILLIAMS, Albert	1987-88-89-90	YARBROUGH, Ron	1952-53
TROTTER, H.M.	1902	WARD, R.B.	1935-36-37	WILLIAMS, Andre	1995	YEATES, Edward	1996-98-99-2000
TRUITT, Olanda	1992	WARDLAW, Gene	1971-72	WILLIAMS, Damian	2013-14-16	YERGER, J.L.	1904
TRUSS, F.W.	1916	WARLICK, Joe	1941-42	WILLIAMS, Darren	2002-03-04	YORK, Kyle	2002-03-04
TUBBS, Darius	2000-01-02	WARREN, Rufus	2013-14-15	WILLIAMS, Edward	1989-91-92	YOUNG, Bob	1969-70
TUCKER, Donald	2000-01-02	WASHINGTON, Marcus	2006-07-08-09	WILLIAMS, Forest	2000	YOUNG, Glen	1979-80-81-82
TULLOH, John	1950-51	<b>WASHINGTON, Tim</b>	<b>2016</b>	WILLIAMS, Greg	1980-81	YOUNG, J.C.	1923-24
TULLOS, Toxie	1938-39-40	WATKINS, John	1980-81-82	WILLIAMS, James	1986-87-88-89	YOUNG, Jerrod	1987-88-89-90
TURNER, John	1937-38-39	WATKINS, Kendell	1992-93-94	WILLIAMS, Justin	2006-07	YOUNG, Paul	1983-84-85
TURNER, Melvin	1983	WATSON, Kyle	2002	WILLIAMS, LaMarcus	2007-08	YOUNG, Robert	1987-88-89-90
TURNER, Michael	2012	WATSON, Louis	2009-10-11-12	WILLIAMS, Larry	1994-95	YOUNG, Robert	1991
TURNER, Nick	2002-03	WATSON, Pat	1962-63-64	WILLIAMS, Louis	1945-47-48-49	YOUNG, Tarus	2008
TURNER, Tee	1978-81	WATSON, Tommy	2000-01	WILLIAMS, Max	1953-54-55	YOUNGBLOOD, Torrey	1994
TURNIPSEED, Clint	1978-79	WATSON, W.A.	1907	WILLIAMS, Mikel	1982-83-84	YOUNGER, Mike	1972-73
TUTOR, Elmer	1930-31-32	WATTS, Sam	2011	WILLIAMS, Nate	1990-91	YOUNGER, Paul	1948-49-50
TYLER, Breck	1977-78	WEATHERLY, Charles	1957-58	WILLIAMS, Rickey	1976-77-78-79	<b>Z</b>	
<b>U</b>		WEATHERS, Brad	2002	WILLIAMS, Robert	1945	ZANDERS, Calvin	1982-83
UNDERWOOD, Eric	1987-88-89	WEAVER, Mackie	1960-61-62	WILLIAMS, Sam	2010-11-12	ZERINGUE, Lynn	1968-69
UNGER, J.W.	1925	WEAVER, Richard	1963-64-65	WILLIAMS, W.J.	1909-10-11-12	ZIMMERMAN, Bill	1952-53-54
UPTON, Cody	2003-04	WEBB, A.B.	1920	WILLIAMSON, Karl	1991-92-93	ZINNIMON, Dennis	1981
		WEBB, Hurst	1933	WILLIAMSON, Ke.	1997-98-99-2000	<b>Active Mississippi State student-athletes in bold.</b>	
		WEBB, Jimmy	1972-73-74	WILLINGHAM, D.T.	1926		
		WEBB, Thomas	2009-10	WILSON, Brandon	2010-11		
				WILSON, Calvin	2005		





## ALL-AMERICANS

KEY TO AWARD OUTLETS: AP-Associated Press; ATHLETIC PUB.-Athletic Publication; ATL - Athlon Sports; BL - Bleacher Report; CAMP-Walter Camp Football Foundation; CBS-CBSSports.com; COACHES-American Football Coaches Association; CS-College Sports; FN-Football News; FWAA-Football Writers Association of America; INS-International News Service; KODAK-Kodak; MIZLOU-Mizlou; NCAA GUIDE-NCAA Guide; NEA-Newspaper Enterprise Association; NYN-New York News; PFW-Pro Football Weekly; PS-Phil Steele; RIVALS-Rivals.com; SCOUT-Scout.com; SI-Sports Illustrated; SPORT-Sports Magazine; TSN-The Sporting News; UPI-United Press International; USAT - USA Today; WILLIAMSON-Williamson.

**1940:** Hunter Corhern, OG (2nd AP)  
Erwin "Buddy" Elrod, E (NCAA GUIDE)



*Hunter Corhern was Mississippi State's first AP All-American.*

**1944:** Tom "Shorty" McWilliams (2nd AP)

**1951:** Joe Fortunato, FB (ATHLETIC PUB.)

**1953:** Jackie Parker, QB (FWAA-Look)

**1954:** Hal Easterwood, C (FWAA-Look)

**1955:** Scott Suber, OG (NEA)  
Art Davis, HB (FWAA-Look)

**1957:** Billy Stacy, QB (2nd INS)


**1960:** Tom Goode, OC (KODAK)

**1963:** Tommy Neville, DT (2nd AP)  
Pat Watson, OC (WILLIAMSON)

**1967:** D.D. Lewis, LB (NEA, NYN)

**1972:** Frank Dowsing, DB (FN)  
Ken Phares, DB (2nd COACHES)

**1974:** Jimmy Webb, DE (COACHES, CAMP)



*Jimmy Webb was the initial Bulldog to earn multiple All-America honors in the same season.*

**1976:** Stan Black, S (NEA)  
Ray Costict, LB (2nd AP)  
Harvey Hull, NG (2nd UPI)

**1980:** Mardye McDole, WR (TSN)

**1981:** Glen Collins, DT (TSN)  
Johnie Cooks, LB  
(AP, NEA, FWAA, TSN, FN)  
Billy Jackson, DE (SPORT)



*Johnie Cooks was placed on five All-America teams following the 1981 season, when MSU beat Kansas 10-0 in the Hall of Fame Bowl in Birmingham.*

**1982:** Wayne Harris, OG  
(3rd FN, TSN, MIZLOU)

**1990:** Ricky Byrd, OG (3rd AP)

**1991:** Nate Williams, DL (3rd FN)

**1992:** John James, OT (2nd FN)

**1994:** Jesse James, OG (3rd AP)

**1995:** Walt Harris, DB (1st CS, 2nd UPI)

**1998:** Eric Allen, C (2nd TSN)  
James Johnson, TB (2nd TSN)  
Randy Thomas, OT (2nd TSN)

**1999:** Ashley Cooper, S (2nd FN, 3rd AP, TSN)  
Barrin Simpson, LB (1st TSN)

**2000:** Mario Haggan, LB (2nd TSN)  
Pig Prather, S (2nd TSN)  
Fred Smoot, CB (1st TSN, AP, CAMP)  
Pork Chop Womack, OT  
(1st AP; 2nd CAMP)

**2010:** Derek Sherrod, OL  
(1st RIVALS, 1st CBS, 2nd CAMP, 2nd SI,  
2nd SCOUT, 2nd AP, 2nd PS)

**2011:** Fletcher Cox, DL (3rd AP, 1st PFW)

**2012:** Johnthan Banks, DB  
(1st CAMP, 1st FWAA, 1st PS, 1st  
SCOUT, 1st LINDYS, 2nd AP, 2nd SI,  
2nd CBS, 2nd ATHLON)  
Gabe Jackson, OL  
(2nd PS, 2nd SCOUT, Honorable  
Mention SI, Honorable Mention PFW)  
Darius Slay, DB  
(Honorable Mention PFW)

**2013:** Gabe Jackson, OL (1st BL; 2nd AP, CAMP,  
FWAA, CBS, PS, USAT, ATL;  
Honorable Mention SI)



*Gabe Jackson was the first Mississippi State player to receive All-America honors in multiple years.*

**2014:** Ben Beckwith, OL (3rd AP)  
Benardrick McKinney, LB  
(1st ESPN, 1st FWAA, 1st SI, 2nd AP,  
2nd TSN, 2nd CAMP)  
Dak Prescott, QB (3rd PS, Honorable  
Mention SI)

**2015:** Chris Jones, DT (2nd Pro Football Focus)  
Dak Prescott, QB (1st Senior CLASS)

## FRESHMAN ALL-AMERICANS

**1977:** Mardye McDole, WR (TSN, FN)  
**1980:** Billy Jackson, DE (TSN)  
**2009:** Corey Broomfield, DB (TSN)  
**2012:** Benardrick McKinney, LB  
 (CBS, CFN, PS, SCOUT)  
**2013:** Chris Jones, DL (BL, ATL, PS, FN)  
**2016:** Leo Lewis, LB (FWAA)

## NATIONAL FOOTBALL FOUNDATION HALL OF FAME

**1955:** Bernie Bierman - Coach  
**1973:** Morley Jennings - Coach  
 (Lettered at MSU in 1910-11)  
**1976:** Jackie Parker - Player  
**1983:** Darrell Royal - Coach  
**1991:** Allyn McKeen - Coach  
**2001:** D.D. Lewis - Player



Nicknamed "The Fast Freight from Mississippi State," **Jackie Parker** led all NCAA Division I players in point scored with 120 during the 1952 season.

## MSU IN THE HEISMAN VOTE

**1944:** Tom "Shorty" McWilliams, HB/DB (10th)  
**2014:** Dak Prescott, QB (8th, 42 points)

## ALL-AMERICAN FOOTBALL FOUNDATION

### ALL-AMERICA TEAM

**1994:** Eric Moulds, WR (1st)  
**1996:** Paul Lacoste, LB (2nd)  
**1997:** Robert Hicks, OL (1st)

## NATIONAL FOOTBALL FOUNDATION SCHOLAR-ATHLETE AWARDS

**1972:** Frank Dowsing, DB  
**1989:** Bo Russell, DB  
**2010:** Derek Sherrod, OL  
**2015:** Taveze Calhoun, CB

## BEDNARIK AWARD (DEFENSIVE PLAYER OF THE YEAR)

**2012:** Johnthan Banks - semifinalist  
**2014:** Benardrick McKinney - semifinalist

## BURLSWORTH TROPHY (NATION'S TOP WALK-ON)

**2014:** Ben Beckwith - finalist

## BUTKUS AWARD (NATION'S TOP LINEBACKER)

**1995:** Dwayne Curry - semifinalist  
**1999:** Barrin Simpson - semifinalist  
**2014:** Benardrick McKinney - semifinalist

## DAVEY O'BRIEN AWARD (NATION'S TOP QUARTERBACK)

**2014:** Dak Prescott - finalist

## LOU GROZA AWARD (NATION'S TOP KICKER)

**1993:** Tom Burke - semifinalist  
**1999:** Scott Westerfield - semifinalist  
**2000:** Scott Westerfield - semifinalist

## LOMBARDI AWARD (INTERIOR LINEMAN)

**1981:** Johnie Cooks - semifinalist  
**1982:** Wayne Harris - semifinalist  
**2014:** Benardrick McKinney - semifinalist

## MANNING AWARD (NATION'S BEST QUARTERBACK)

**2014:** Dak Prescott - finalist

## MAXWELL AWARD (NATION'S BEST PLAYER)

**2014:** Dak Prescott - finalist



**Johnthan Banks** became the first Mississippi State player to win a national award when he received the 2012 Thorpe Award as the nation's top defensive back.

## THORPE AWARD (NATION'S TOP DEFENSIVE BACK)

**2000:** Fred Smoot - finalist  
**2001:** Pig Prather - semifinalist  
**2011:** Johnthan Banks - semifinalist  
**2012:** Johnthan Banks - WINNER

## UNITAS GOLDEN ARM AWARD (NATION'S FINEST QUARTERBACK)

**2014:** Dak Prescott - finalist

## NATIONAL COACH OF THE YEAR

**1999:** Jackie Sherrill (Football News) - semifinalist  
**2014:** Dan Mullen - (Maxwell Coach of the Year - WINNER; Bobby Dodd Coach of the Year - finalist)



**Dan Mullen** became the first coach in Mississippi State history to claim a National Coach of the Year Award when he was given the 2014 Maxwell Football Club's Collegiate Coach of the Year.

## DEFENSIVE PLAYER OF THE YEAR

**2000:** Pig Prather - semifinalist  
 Fred Smoot - semifinalist

## GTE REGION II COACH OF THE YEAR

**1999:** Jackie Sherrill

## BROYLES AWARD (NATION'S TOP ASSISTANT COACH)

**1999:** Joe Lee Dunn - finalist

## SENIOR CLASS AWARD

**2012:** Johnthan Banks - finalist  
**2015:** Dak Prescott - WINNER

## LOTT IMPACT TROPHY

**2012:** Johnthan Banks - semifinalist

## ALL-SEC SELECTIONS

**1933:** Bobby Herrington, B (3rd AP)  
**1935:** Ike Pickle, B (1st AP)  
 Chuck Gelatka, E (2nd AP)  
 Willie Stone, G (3rd AP)  
**1936:** Chuck Gelatka, E (3rd AP)  
 Alex Lott, T (3rd AP)  
**1938:** Malcolm Gray, T (3rd AP)  
**1939:** Buddy Elrod, E (2nd AP)  
 John Goolsby, C (2nd AP)  
 Jack Nix, B (3rd AP)  
**1940:** Hunter Corhern, G (1st AP)  
 Buddy Elrod, E (1st AP)  
 Harvey Johnson, B (2nd AP)  
 John Tripson, T (2nd AP)  
 Billy Jefferson, B (3rd AP)  
**1941:** Bill Arnold, T (2nd AP)  
 Blondy Black, B (2nd AP)  
**1942:** Blondy Black, B (2nd AP)  
 Bob Patterson, E (2nd AP)  
 Raymond Ray, G (2nd AP)  
 Curtis Patterson, G (3rd AP)  
**1944:** Hillery Horne, T (1st AP)  
 Tom McWilliams, B (1st AP)  
 Dub Garrett, T (2nd AP)  
 Bill Hildebrand, E (3rd AP)  
**1945:** Harper Davis, B (1st AP)  
 Bill Hildebrand, E (1st AP)  
 Graham Bramlett, B (3rd AP)  
 Dub Garrett, T (3rd AP)  
**1946:** Tom McWilliams, B (1st AP)  
 Dub Garrett, T (2nd AP)  
 Harper Davis, B (3rd AP)  
 Mike Harris, G (3rd AP)  
**1947:** Dub Garrett, T (1st AP)  
 Tom McWilliams, B (1st AP)  
 Harper Davis, B (3rd AP)  
**1948:** Tom McWilliams, B (1st AP)  
 Harper Davis, B (3rd AP)  
**1949:** Jerry Taylor, C (2nd AP)  
**1951:** Joe Fortunato, DB (1st AP)  
 Billy Pyron, DT (2nd AP, 3rd UPI)  
**1952:** Jackie Parker, B (1st AP & UPI)  
 Joe Fortunato, B (2nd AP & UPI)  
 Bo Reid, C (2nd AP)  
**1953:** Jackie Parker, B (1st AP & UPI)  
 Hal Easterwood, C (3rd AP, 2nd UPI)  
 Tom Morris, T (3rd AP)  
**1954:** Art Davis, B (1st AP & UPI)  
 Hal Easterwood, C (1st AP, 2nd UPI)  
 Bill Dooley, G (3rd AP, 2nd UPI)  
**1955:** Scott Suber, G (1st AP & UPI)  
 Art Davis, B (2nd AP & UPI)  
 Jim Barron, T (3rd AP & UPI)  
**1956:** Ron Bennett, E (1st AP & UPI)  
 Billy Stacy, B (1st AP & UPI)  
**1957:** Billy Stacy, B (1st AP & UPI)  
 John Benge, E (3rd AP)  
 Jack Benson, C (3rd AP, 2nd UPI)  
 Jimmy Dodd, C (3rd UPI)  
 Sam Latham, T (3rd AP)  
**1958:** Jack Benson, T (2nd AP & UPI)  
 Billy Stacy, B (3rd AP, 2nd UPI)  
**1959:** Tom Goode, E (2nd AP, 3rd UPI)  
 Walter Suggs, T (2nd UPI)  
 LaVelle White, T (3rd AP)  
**1960:** Tom Goode, E (1st AP & UPI)  
 Walter Suggs, T (2nd UPI)  
**1961:** Johnny Baker, E (2nd AP & UPI)  
 Howard Benton, T (2nd AP)  
**1962:** Johnny Baker, E (1st AP, 2nd UPI)  
 Pat Watson, G (3rd UPI)  
**1963:** Tommy Neville, T (1st AP, 2nd UPI)  
 Ode Burrell, B (2nd AP & UPI)  
 Sonny Fisher, B (3rd UPI)  
 Hoyle Granger, B (3rd AP & UPI)  
 Tommy Inman, E (3rd UPI)  
 Pat Watson, G (2nd AP, 1st UPI)

**1964:** Justin Canale, G (2nd AP, 3rd UPI)  
 Hoyle Granger, FB (2nd AP & UPI)  
 Tommy Inman, E (2nd AP, 3rd UPI)  
 Tommy Neville, DT (2nd AP & UPI)  
 Marcus Rhoden, HB (2nd AP)  
 Pat Watson, DG (2nd AP, 1st UPI)  
**1965:** Grady Bolton, DG (2nd AP)  
 Marv Cornelius, DB (2nd AP)  
 Hoyle Granger, RB (2nd AP)  
**1966:** D.D. Lewis, LB (1st AP & UPI)  
 Bubba Hampton, OT (2nd AP)  
**1967:** D.D. Lewis, LB (1st AP & UPI)  
 Glen Higgins, DT (2nd AP)  
**1968:** Sammy Milner, FL (1st AP & UPI)  
 Tommy Pharr, QB (1st AP)  
**1969:** Sammy Milner, E (1st AP & UPI)  
**1970:** David Smith, FL (1st AP & UPI)  
 Chuck Dees, LB (2nd AP)  
 Ken Phares, DB (2nd AP)  
**1971:** Frank Dowsing, DB (1st AP)  
 Eric Hoggatt, LT (2nd AP)  
**1972:** Bill Buckley, WR (1st AP)  
 Frank Dowsing, DB (1st UPI)  
 John David Calhoun, LB (2nd AP)  
 Ken Phares, DB (2nd AP)  
**1973:** Wayne Jones, RB (1st AP)  
 Jimmy Webb, DE (2nd AP, 1st UPI)  
**1974:** Rocky Felker, QB (1st AP & UPI)  
 Walter Packer, RB (1st AP)  
 Jimmy Webb, DT (1st AP & UPI)  
 Harvey Hull, LB (2nd AP)  
 Sam Nichols, OG (2nd AP)  
**1975:** Richard Keys, OC (1st AP & UPI)  
 Stan Black, DB (2nd AP)  
 Ray Costict, LB (2nd AP)  
 Harvey Hull, MG (2nd AP)  
 Sam Nichols, OG (2nd AP)  
 Walter Packer, RB (2nd AP)  
**1976:** Stan Black, DB (1st AP & UPI)  
 Ray Costict, LB (1st AP & UPI)  
 Harvey Hull, MG (1st AP & UPI)  
 Richard Keys, OC (1st AP & UPI)  
 Dennis Johnson, RB (2nd AP)  
 Sam Nichols, OG (2nd AP)  
**1977:** Larry Gillard, DT (1st AP & UPI)  
 Mark Trogdon, OT (2nd AP)  
**1978:** Dave Marler, QB (1st AP & UPI)  
 Mardye McDole, WR (1st AP & UPI)  
 Johnie Cooks, LB (2nd AP)  
 James Jones, RB (2nd AP)  
 Tyrone Keys, DT (2nd AP)  
**1979:** Alan Hartlein, OG (2nd AP)  
 Kenny Johnson, DB (2nd AP)  
 Tyrone Keys, DT (2nd AP)  
 Mardye McDole, WR (2nd AP)  
**1980:** Johnie Cooks, LB (1st AP & UPI)  
 Wayne Harris, OG (1st AP)  
 Alan Massey, OT (1st AP)  
 Mardye McDole, WR (1st AP)  
 Glen Collins, DT (2nd AP)  
 Tyrone Keys, DE (2nd AP)  
**1981:** Glen Collins, DT (1st AP & UPI)  
 Johnie Cooks, LB (1st AP & UPI)  
 Rob Fesmire, DB (1st UPI)  
 Billy Jackson, DE (1st AP & UPI)  
 Wayne Harris, OG (1st AP & UPI)  
 Jerry Price, TE (2nd AP)  
 Michael Haddix, RB (2nd AP)  
**1982:** Wayne Harris, OG (1st AP & UPI)  
 Billy Jackson, DE (1st UPI)  
 Michael Haddix, RB (2nd AP)  
 Danny Knight, WR (2nd AP, 1st UPI)  
**1983:** Billy Jackson, LB (1st AP & UPI)  
**1984:** Corwyn Aldredge, TE (2nd Coaches')  
 Aaron Pearson, LB (2nd AP)  
 Danny Sanders, OG (2nd AP)  
 Pat Swoopes, DT (2nd AP, 1st UPI)

**1985:** Rusty Brown, OG (2nd AP)  
 Aaron Pearson, LB (2nd AP)  
 Pat Swoopes, DT (2nd AP, 1st UPI)  
**1986:** Don Smith, QB (1st AP & UPI, Coaches')  
**1988:** James Williams, LB (2nd AP)  
**1989:** Mike Riley, P (1st AP)  
 Jesse Anderson, TE (2nd AP)  
 Ricky Byrd, OG (2nd AP)  
 Bo Russell, DB (2nd AP)  
 James Williams, ILB (2nd AP)  
**1990:** Ricky Byrd, OG (1st AP)  
 Reggie Stewart, LB (1st AP)  
 Mike Riley, P (2nd AP)  
**1991:** Keo Coleman, LB (1st AP)  
 John James, OT (1st AP & Coaches')  
 Daniel Boyd, LB (2nd AP)  
 Nate Williams, NG (2nd AP, 1st Coaches')  
**1992:** Daniel Boyd, LB (1st AP, 2nd Coaches')  
 John James, OT (1st AP & Coaches')  
 Todd Jordan, P (1st AP & Coaches')  
 Jerome Brown, DE (2nd Coaches')  
 Lee Ford, C (2nd AP & Coaches')  
 Willie Harris, WR (2nd AP & Coaches')  
 Kelvin Knight, FS (2nd AP)  
 Marc Woodard, LB (2nd Coaches')  
**1993:** Arley Gibson, NT (1st AP)  
 Juan Long, LB (1st FN, 2nd Coaches')  
 Walt Harris, DB (2nd Coaches')  
**1994:** Dwayne Curry, LB (1st AP & Coaches')  
 Walt Harris, DB (1st AP & Coaches')  
 Jesse James, OG (1st AP & Coaches')  
 Brian Anderson, C (2nd Coaches')  
 Kevin Bouie, RB (2nd Coaches')  
 Eric Moulds, WR (2nd AP & Coaches')  
 Kendell Watkins, TE (2nd Coaches')  
**1995:** Dwayne Curry, LB (1st FN, 2nd AP & Coaches')  
 Walt Harris, DB (1st AP & Coaches' & FN)  
 Eric Moulds, WR (1st Coaches', FN 2nd AP)  
**1996:** Dwayne Curry, LB (1st FN)  
 Andy Russ, P (1st BN, 2nd AP & Coaches')  
 Brent Smith, OT (1st AP & Coaches')  
 Paul Lacoste, LB (2nd AP & Coaches')  
**1997:** Greg Favors, DE (1st AP & Coaches', FN)  
 Robert Hicks, OL (1st Coaches', 2nd AP)  
 Eric Allen, C (2nd AP)  
 Eric Brown, DB (2nd AP)  
 Brian Hazelwood, K (2nd AP & Coaches')  
 Jeff Walker, P (2nd AP & Coaches')  
 Eric Allen, C (1st AP & FN, 2nd Coaches' & BN)  
 J.J. Johnson, TB (1st AP & FN, Coaches', BN)  
 Ed Smith, DE (1st AP & FN, 2nd Coaches' & BN)  
 Brian Hazelwood, K (2nd BN)  
 Kevin Prentiss, RS (2nd AP)  
 Barrin Simpson, LB (2nd Coaches')  
 Randy Thomas, OG (2nd AP & Coaches', BN)  
 Jeff Walker, P (2nd AP & Coaches', BN)  
**1999:** Robert Bean, CB (1st AP & BN, 2nd Coaches')  
 Ashley Cooper, S (1st AP & Coaches', BN, FN)  
 Barrin Simpson, LB (1st AP & Coaches', BN, FN)  
 Fred Smoot (1st AP, 2nd Coaches')  
 John Hilliard, DT (2nd Coaches')  
 Wes Shivers, OG (2nd AP)  
 Jeff Walker (2nd AP & Coaches')  
 Scott Westerfield, PK (2nd AP & Coaches')  
**2000:** Mario Haggan, LB (1st AP)  
 Pig Prather, DOG (1st AP, 2nd Coaches')  
 Fred Smoot, CB (1st AP & Coaches')  
 Pork Chop Womack, OT (1st AP & Coaches')  
 Willie Blade, DT (2nd AP)  
 Michael Fair, C (2nd AP & Coaches')  
 Dizenzo Miller, TB (2nd AP & Coaches')  
 Conner Stephens, DE (2nd AP)  
 Scott Westerfield, PK (2nd AP)  
**2001:** Josh Morgan, FS (1st FN, 2nd AP)  
 Pig Prather, DOG (1st AP, 2nd Coaches')  
 Mario Haggan, LB (2nd AP)  
**2002:** Jason Clark, DE (2nd AP)  
 Mario Haggan, LB (2nd AP)  
 Brent Smith, PK (2nd AP)

**2003:** Justin Jenkins, WR (2nd AP & Coaches')  
 Nick Turner, TB (2nd AP)  
**2004:** Jared Cook, P (1st AP & Coaches')  
 Ronald Fields, DT (1st AP)  
 Willie Evans, DE (2nd AP)  
 Jerious Norwood, TB (2nd AP & Coaches')  
 David Stewart, OL (2nd AP)  
**2005:** Willie Evans, DE (1st AP & Coaches')  
 Jerious Norwood, TB (2nd AP & Coaches')  
**2006:** Quinton Culbertson, LB (1st AP & Coaches')  
 Titus Brown, DE (2nd Coaches' & AP)  
 Derek Pegues, DB (2nd Coaches')  
 Deljuan Robinson, DT (2nd AP)  
**2007:** Derek Pegues, DB (1st AP & 2nd Coaches')  
 Michael Brown, OL (2nd Coaches')  
 Titus Brown, DE (2nd AP & Coaches')  
 Jamar Chaney, LB (2nd Coaches')  
**2008:** Dominic Douglas, LB (2nd AP & 2nd Coaches')  
 Derek Pegues, DB (2nd Coaches')  
**2009:** Anthony Dixon, RB (1st AP & 1st Coaches')  
 Pernell McPhee, DL (2nd AP & 2nd Coaches')  
 Derek Sherrod, OL (2nd Coaches')  
 Pernell McPhee, DL (1st Coaches')  
**2010:** Derek Sherrod, OL (1st AP & 1st Coaches')  
 Chris White, LB (1st AP, 2nd Coaches')  
 Fletcher Cox, DT (1st AP, 2nd Coaches')  
 Vick Ballard, RB (2nd AP)  
 Johnthan Banks, CB (2nd AP)  
 Gabe Jackson, OG (2nd AP)  
**2012:** Johnthan Banks, CB (1st AP, 1st Coaches')  
 Chad Bumphis, WR (2nd AP)  
 Gabe Jackson, OG (1st AP, 2nd Coaches')  
 Cam Lawrence, LB (2nd AP, 2nd Coaches')  
 LaDarius Perkins, RB (2nd AP)  
 Darius Slay, CB (2nd Coaches')  
**2013:** Gabe Jackson, OG (1st AP & Coaches')  
 Malcolm Johnson, TE (2nd Coaches')  
 Chris Jones, DL (Honorable Mention AP)  
 Nickoe Whitley, S (2nd Coaches', Honorable Mention AP)  
**2014:** Ben Beckwith, OG (1st AP, 2nd Coaches')  
 Benardrick McKinney, LB (1st Coaches', 2nd AP)  
 Dak Prescott, QB (1st AP & Coaches')  
 Josh Robinson, RB (2nd AP & Coaches')  
 Preston Smith, DE (1st Coaches', 2nd AP)  
**2015:** Dak Prescott, QB (1st AP & Coaches')  
 Fred Ross, WR (1st Coaches', 2nd AP)  
 De'Runnya Wilson, WR (2nd Coaches')  
**2016:** Fred Ross, WR (1st AP, 2nd Coaches')

# 15

First-Team All-SEC honors produced by MSU in the **Dan Mullen** era (since 2009; nine offense, six defense)

# 8

straight seasons that MSU has produced at least one first-team All-SEC recipient, which is every season **Dan Mullen** has coached at MSU



## SEC COACH OF THE YEAR

**1940:** Allyn McKeen (Nashville Banner)  
**1957:** Wade Walker (Nashville Banner)  
**1963:** Paul Davis (AP)  
**1970:** Charley Shira (AP)  
**2007:** Sylvester Croom (AP, Coaches')  
**2014:** Dan Mullen (AP)

## NASHVILLE BANNER SEC MVP

**1940:** Erwin "Buddy" Elrod, E  
**1944:** Tom "Shorty" McWilliams, HB  
**1952:** Jackie Parker, QB  
**1953:** Jackie Parker, QB  
**1954:** Art Davis, HB  
**1974:** Rockey Felker, QB

## BIRMINGHAM QB CLUB MVP

**1953:** Hal Easterwood, Lineman  
 Jackie Parker, Back  
**1955:** Scott Suber, Lineman  
**1981:** Johnnie Cooks, Lineman  
**1998:** James Johnson, Back

## BIRMINGHAM TD CLUB SEC MVP

**1981:** Johnnie Cooks, LB

## JACOBS AWARD - SEC BLOCKER

**1948:** Truitt Smith  
**1954:** Charles Evans  
**1981:** Wayne Harris  
**1982:** Wayne Harris

## ATLANTA TOUCHDOWN CLUB AWARDS

### SEC BACK OF THE YEAR

**1953:** Jackie Parker, QB

### SOUTHEAST AREA BACK

**1974:** Rockey Felker, QB

### SOUTHEAST AREA LINEMAN

**1981:** Johnnie Cooks, DL

### SOUTHEAST AREA OL OF THE YEAR

**1994:** Jesse James, OG

### SOUTHEAST AREA DB OF THE YEAR

**2000:** Fred Smoot, CB

## CONERLY TROPHY

### PRESENTED TO TOP PLAYER IN MISSISSIPPI

**1998:** J.J. Johnson, RB  
**2005:** Jerious Norwood, RB  
**2009:** Anthony Dixon, RB  
**2010:** Chris White, LB  
**2013:** Gabe Jackson, LB  
**2014:** Dak Prescott, QB  
**2015:** Dak Prescott, QB

## KENT HULL TROPHY

### PRESENTED TO TOP OL IN MISSISSIPPI

**2013:** Gabe Jackson, OG  
**2016:** Justin Senior, OT

## SEC ALL-FRESHMAN

**1986:** Jesse Anderson, LB  
 Asa Bennett, DB  
 Tommy Parks, P  
**1987:** Eddie Myles, DB  
 Tony Robertson, OL  
 Robert Young, DL  
**1988:** Melvin Hawkins, LB  
 Mike Riley, P  
 Kenny Stewart, OL  
**1989:** John James, OL  
 Tony James, KR  
 Byron Jordan, OL  
 Kenny Roberts, RB  
 Rodney Stowers, DL  
 Marc Woodard, LB  
**1990:** Shea Bell, OL  
**1991:** Michael Davis, FB  
**1993:** Kenny Causey, WR  
 Dwayne Curry, LB

**1994:** Conley Earls, LB  
 James Grier, DL  
**1996:** Kendall Robertson, FS  
 Matt Wyatt, QB  
**1998:** Dicenso Miller, TB  
**2000:** Jason Clark, LB  
**2001:** Ray Ray Bivines, PR (KNS)  
 Ronald Fields, NT (KNS, Coaches')  
**2002:** Jerious Norwood, KR (KNS)  
 Darren Williams, DB (KNS)  
**2003:** Quinton Culberson, DB (KNS, Coaches')  
 Donovan Davis, OL (KNS, Coaches')  
**2004:** Demario Bobo, DB (Coaches')  
 Titus Brown, LB (Coaches', TSN)  
 Eric Butler, TE (Coaches', TSN)  
 Corey Clark, DL (Coaches')  
 Jonathan Lowe, RB (Coaches', TSN)  
**2005:** Jamar Chaney, LB (Coaches')  
 Keith Fitzhugh, DB (TSN)  
 Anthony Littlejohn, LB (TSN, Coaches')  
 Blake McAdams, P (Coaches')  
 Derek Pegues, DB (Coaches')  
 Anthony Strauder, OL (TSN)  
**2006:** Anthony Dixon, RB (Coaches')  
 Jamon Hughes, LB (Coaches')  
 Craig Jenkins, OL (Coaches')  
**2007:** Wesley Carroll, QB (Coaches')  
**2008:** Charles Mitchell, DB (Coaches')  
 Quentin Saulsberry, OL (Coaches')  
**2009:** Johnthan Banks, DB (Coaches')  
 Corey Broomfield, DB (Coaches')  
 Chad Bumphis, WR (Coaches')  
 Fletcher Cox, DL (Coaches')  
**2010:** Gabe Jackson, OL (Coaches')  
 Nickoe Whitley, S (Coaches')  
**2011:** Kaleb Eulls, DE (Coaches')  
 Malcolm Johnson, TE (Coaches')  
**2012:** Benardrick McKinney, LB  
 (Coaches', ESPN, CBS Sports)  
**2013:** Chris Jones, DT (Coaches')  
**2014:** J.T. Gray, LB (Coaches')  
**2015:** Gerri Green, LB (Coaches')  
**2016:** Leo Lewis, LB (Coaches')  
 Jeffery Simmons, DL (Coaches')

## SEC PLAYER OF THE WEEK

### OFFENSE

**1986:** Don Smith (9/6)  
 Don Smith (9/13)  
**1988:** Tony Shell (10/15)  
**1989:** Kenny Roberts (9/2)  
**1991:** Sleepy Robinson (10/12)  
 Sleepy Robinson (11/23)  
**1994:** Eric Moulds (11/5)  
**1998:** James Johnson (11/16)  
**2000:** Dicenso Miller (10/7)  
**2004:** Jerious Norwood (9/4)  
 Jerious Norwood (10/23)  
 Jerious Norwood (11/26)  
**2005:** Anthony Dixon (11/24)  
**2009:** Anthony Dixon (10/31)  
**2011:** Vick Ballard (9/5)  
**2012:** Tyler Russell (9/8)  
 Tyler Russell (11/19)  
**2014:** Dak Prescott (9/22)  
 Dak Prescott (10/13)  
 Josh Robinson (10/27)  
 Dak Prescott (11/24)  
**2015:** Dak Prescott (10/26)  
 Dak Prescott (11/23)  
**2016:** Nick Fitzgerald (11/7)  
 Nick Fitzgerald (11/28)

### DEFENSE

**1985:** Cedric Corse (9/13)  
**1987:** Cedric Corse (11/21)  
**1988:** James Williams (9/10)  
**1989:** James Williams (11/25)  
**1990:** Reggie Stewart (10/27)  
 Reggie Stewart (11/17)  
**1991:** Daniel Boyd (9/7)  
 Daniel Boyd (10/26)  
**1992:** Daniel Boyd (10/4)  
 Kelvin Knight (10/11)  
**1993:** Juan Long (10/16)

**1994:** Dwayne Curry (9/24)  
 Johnnie Harris (11/26)  
**1996:** Izell McGill (9/28)  
 Paul Lacoste (11/16)  
 Greg Favors (11/30)  
**1997:** Greg Favors (8/30)  
 Anthony Derricks (11/1)  
**1998:** Edward Smith (9/7)  
 Edward Smith (11/23)  
**1999:** Ashley Cooper (9/27)  
 John Hilliard (10/11)  
 Ashley Cooper (11/8)  
 Barrin Simpson (11/29)  
**2000:** Josh Morgan (9/16)  
 Willie Blade (9/30)  
 Eugene Clinton (11/2)  
**2001:** Korey Banks (11/24)  
**2006:** Quinton Culberson (11/4)  
**2007:** Gabe O'Neal (9/8)  
 Derek Pegues (9/15)  
 Avery Hannibal (10/27)  
 Anthony Johnson (11/10)  
**2010:** Chris White (10/16)  
 Chris White (10/30)  
**2013:** Nickoe Whitley (12/2)  
**2014:** Richie Brown (10/6)  
**2015:** Richie Brown (9/28)

### SPECIAL TEAMS (SINCE 2003)

**2003:** Brent Smith (10/6)  
 Nick Turner (11/17)  
**2004:** Jared Cook (10/23)  
**2006:** Derek Pegues (10/14)  
**2007:** Derek Pegues (11/23)

### OFFENSIVE LINEMAN (SINCE 2004)

**2004:** David Stewart (10/30)  
**2008:** J.C. Brignone (10/27)  
**2010:** Derek Sherrod (9/25)  
 Derek Sherrod (10/9)  
 Derek Sherrod (10/30)  
 Derek Sherrod (11/27)  
**2012:** Tobias Smith (10/15)  
**2013:** Gabe Jackson (9/23)  
 Gabe Jackson (10/28)  
 Gabe Jackson (11/25)  
**2014:** Ben Beckwith (9/22)  
 Ben Beckwith (10/6)  
 Ben Beckwith (11/24)  
**2016:** Martin Rankin (11/7)

### DEFENSIVE LINEMAN (SINCE 2004)

**2005:** Willie Evans (9/17)  
**2008:** Jessie Bowman (9/15)  
**2009:** Pernell McPhee (9/21)  
 Pernell McPhee (11/28)  
**2011:** Fletcher Cox (10/10)  
 Fletcher Cox (10/17)  
 Fletcher Cox (10/31)  
 Fletcher Cox (11/28)  
**2014:** Preston Smith (9/1)  
 Preston Smith (9/8)  
 Preston Smith (9/15)  
**2015:** Ryan Brown (10/12)  
 Chris Jones (11/9)  
**2016:** A.J. Jefferson (9/10)

### FRESHMAN (SINCE 2009)

**2009:** Corey Broomfield (10/17)  
 Johnthan Banks (10/24)  
**2010:** Tyler Russell (9/4)  
 LaDarius Perkins (10/2)  
 LaDarius Perkins (10/23)  
 LaDarius Perkins (11/27)  
**2012:** Benardrick McKinney (10/8)  
**2013:** Chris Jones (12/2)  
**2016:** Leo Lewis (11/28)

## SEC COMMUNITY SERVICE TEAM

**1994:** Darrin Clark, QB  
**1995:** Brian Anderson, C  
**1996:** Paul Lacoste, LB  
**1997:** Eric Allen, C  
**1998:** Eric Allen, C  
**1999:** Kevin Sluder, DT  
**2000:** Scott Westerfield, PK  
**2001:** Kevin Sijansky, SN  
**2002:** Justin Griffith, FB  
**2003:** Justin Jenkins, WR  
**2004:** McKinley Scott, WR  
**2005:** Dezmnd Sherrod, TE  
**2006:** Jason Husband, TE  
**2007:** Anthony Strauder, OL  
**2008:** Tim Bailey, DL  
**2009:** Tyson Lee, QB  
**2010:** Derek Sherrod, OL  
**2011:** Charles Mitchell, DB  
**2012:** Johnthan Banks, DB  
**2013:** Kaleb Eulls, DL  
**2014:** Jay Hughes, DB  
**2015:** Taveze Calhoun, DB  
**2016:** Brandon Holloway, RB

## SEC ACADEMIC HONOR ROLL (SINCE 2004)

**2004:** Brian Anderson, OL (Physical Education)  
 Keith Andrews, PK (Biological Sciences)  
 James Cochran, OL (General Business)  
 Jared Cook, P (Gen. Business Admin.)  
 Russell Cook, SN (Banking & Finance)  
 Britt Cross, SN (Biological Engineering)  
 John Davis, OL (Biological Sciences)  
 Ty Freeman, TE (Industrial Technology)  
 Brad Horton, LB (Gen. Business Admin.)  
 Joe Judge, QB (Industrial Technology)  
 Kenny Kern, LB (Business Management)  
 Chris McNeil, OL (Physical Education)  
 Brett Morgan, QB (Physical Education)  
 Will Prosser, WR (Physical Education)  
 Carlton Rice, LB (Physical Education)  
 McKinley Scott, WR (Gen. Business Admin.)  
 Dezmnd Sherrod, TE (Gen. Bus. Admin.)  
**2005:** Kyle York, QB (Banking & Finance)  
 Derek Ambrose (Physical Education)  
 Brian Anderson (Physical Education)  
 Keith Andrews (Biological Science)  
 Russell Cook (Insurance)  
 Britt Cross (Biological Engineering)  
 Marcus Evans (Interdisciplinary Studies)  
 Michael Henig (Gen. Business Admin.)  
 Dio Herrera (Gen. Business Admin.)  
 Jonathan Hill (Industrial Technology)  
 Brad Horton (Gen. Business Admin.)  
 Jeremy Jack (Agribusiness)  
 Lance Long (Business Management)  
 Chris McNeil (Physical Education)  
 Brett Morgan (Physical Education)  
 Will Prosser (Physical Education)  
 Carlton Rice (Physical Education)  
 Casey Rogers (Mathematics)  
 Dezmnd Sherrod (Insurance)  
 Anthony Strauder (Physical Education)  
 Leron Yarbrough (Social Work)  
**2006:** Derek Ambrose (Physical Education)  
 Keith Andrews (Biological Sciences)  
 Anthony Bowles (Geosciences)  
 Christopher Britt (Physical Education)  
 Mark Brown (Accounting)  
 Russell Cook (Gen. Business Administration)  
 Ty Evans (General Business Administration)  
 Patrick Franks (Political Science)  
 David Heard (Biological Engineering)  
 Brad Horton (Gen. Business Administration)  
 Jarvis Kyles (Gen. Business Administration)  
 Lance Long (Management)  
 Blake McAdams (Physical Education)  
 Carlton Rice (Physical Education)

Casey Rogers (Mathematics)  
 Ben Shelton (Real Estate & Mortgage)  
 Dezmnd Sherrod (Insurance)  
 Anthony Strauder (Physical Education)  
**2007:** J.C. Brignone (Food Nutrition)  
 Charles Burns (Fitness Management)  
 Aaron Feld (Management of Construction & Land)  
 Keon Humphries (Physical Education)  
 Jason Husband (Masters of Business Admin.)  
 Jarvis Kyles (General Business Administration)  
 Lance Long (Management)  
 Blake McAdams (Clinical Exercise Physiology)  
 Mark Melichar (Mgmt. of Construction & Land)  
 Dezmnd Sherrod (Masters of Business Admin.)  
 Anthony Strauder (Fitness Management)  
**2008:** Timothy Bailey (Sociology)  
 Anthony Bowles (Geosciences)  
 Mark Brown (Accounting)  
 Adam Carlson (Business Administration)  
 Wes Carroll (Risk Management and Insurance)  
 Andrew Ellard (Physical Education)  
 Aaron Feld (Construction and Land Development)  
 Phillip Freeman (Physical Education)  
 Michael Gates (Interdisciplinary Studies)  
 Robert Gurley (Physical Education)  
 Nelson Hurst (Physical Education)  
 Sam Latham (Biological Engineering)  
 Addison Lawrence (General Bus. Admin.)  
 Tyson Lee (Secondary Education)  
 Anthony Littlejohn (Sociology)  
 D.J. Looney (Management)  
 Blake McAdams (Physical Education)  
 Brandon McRae (Interdisciplinary Studies)  
 Mark Melichar (Construction and Land Development)  
 Eric Richards (General Bus. Admin.)  
 Derek Sherrod (Risk Management and Insurance)  
 Anthony Strauder (Physical Education)  
 Marcus Washington (Marketing)  
 Austin Wilbanks (Physical Education)  
 Jarvis Williams (Industrial Technology)  
 Lamarcus Williams (Management)  
 KJ Wright (Sociology)  
 Taurus Young (Industrial Technology)  
**2009:** Sean Brauchle (Business Administration)  
 J.C. Brignone (Physical Education)  
 Jamar Chaney (Physical Education)  
 Kendrick Cook (Physical Education)  
 Andrew Ellard (Physical Education)  
 Aaron Feld (Mgt. Const. and Land Dev.)  
 Phillip Freeman (Physical Education)  
 Heath Hutchins (Sociology)  
 Maurice Langston (Marketing)  
 Sam Latham (Bio Engineering)  
 Addison Lawrence (Business Administration)  
 Cameron Lawrence (Physical Education)  
 Mark Lynn (Electrical Engineering)  
 John McMillan (Mgt. Const. and Land Dev.)  
 Brandon McRae (Interdisciplinary Studies)  
 Mark Melichar (Insurance/Risk Mgt.)  
 Tyson Lee (Secondary Education)  
 Derek Sherrod (Insurance/Risk Mgt.)  
 Baker Sweedenburg (Business Information Systems)  
 Louis Watson (Physical Education)  
 Sam Watts (Physical Education)  
 Chris White (Physical Education)  
**2010:** Sean Brauchle (Accounting)  
 J.C. Brignone (Kinesiology)  
 Corey Broomfield (Kinesiology)  
 Chad Bumphis (Kinesiology)  
 Kendric Cook (Kinesiology)  
 Derek DePasquale (Mechanical Engineering)  
 Aaron Feld (Kinesiology)  
 Phillip Freeman (Kinesiology)  
 Emmanuel Gatling (Chemical Engineering)  
 Heath Hutchins (Psychology)  
 Sam Latham (Biomedical Engineering)  
 Addison Lawrence (Business Administration)  
 Cameron Lawrence (Business Administration)  
 John McMillan (Kinesiology)  
 Mark Melichar (Kinesiology)

Derek Sherrod (Kinesiology)  
 Baker Swedenburg (Business Information Systems)  
 Louis Watson (Kinesiology)  
 Sam Watts (Kinesiology)  
 Sam Williams (Kinesiology)  
**2011:** Dillon Day (Kinesiology)  
 Derek DePasquale (Mechanical Engineering)  
 Nick Griffin (Kinesiology)  
 Brandon Hill (Kinesiology)  
 Cameron Lawrence (Business Administration)  
 Eric Lawson (Kinesiology)  
 Charles Mitchell (Kinesiology)  
 Nick Redmond (Kinesiology)  
 Corbin Stewart (Kinesiology)  
 Baker Swedenburg (Business Information Systems)  
 Louis Watson (Kinesiology)  
 Sam Watts (Kinesiology)  
 Sam Williams (Kinesiology)  
**2012:** Taveze Calhoun (Kinesiology)  
 Dillon Day (Kinesiology)  
 Quay Evans (Criminology)  
 Charlie Grandfield (Political Science)  
 Nick Griffin (Kinesiology)  
 Brandon Hill (Kinesiology)  
 PJ Jones (Kinesiology)  
 Daniel Knox (Kinesiology)  
 Cameron Lawrence (Business Administration)  
 Eric Lawson (Kinesiology)  
 Justin Malone (Criminology)  
 Derek Milton (Industrial Technology)  
 Archie Muniz (Kinesiology)  
 Justin Senior (English)  
 Charles Siddoway (Criminology)  
 Baker Swedenburg (Information Systems)  
 Sam Williams (Kinesiology)  
**2013:** Richie Brown (Industrial Technology)  
 Ryan Brown (Business Administration)  
 Taveze Calhoun (Kinesiology)  
 Cole Carter (Kinesiology)  
 Josh Creekmore (Biological Engineering)  
 Devon Desper (Business Administration)  
 Taylor Earhart (Accounting)  
 Nick Griffin (Kinesiology)  
 Brandon Hill (Kinesiology)  
 Brandon Holloway (Kinesiology)  
 Archie Muniz (Kinesiology)  
 Ivan Muniz (Kinesiology)  
 Dak Prescott (Educational Psychology)  
 Justin Senior (Political Science)  
 Evan Sobiesk (Microbiology)  
 Baker Swedenburg (Information Systems)  
 John Van Horn (Geoscience)  
 Nickoe Whitley (Workforce Education)  
**2014:** Richie Brown (Industrial Technology)  
 Taveze Calhoun (Interdisciplinary Studies)  
 Cole Carter (Kinesiology)  
 Shelby Christy (Criminology)  
**Tolando Cleveland (Kinesiology)**  
 Kivon Coman (Kinesiology)  
 Devon Desper (Accounting)  
 Westin Graves (Civil Engineering)  
 Nick Griffin (Kinesiology)  
 Brandon Hill (Kinesiology)  
 Brandon Holloway (Human Sciences)  
**Gabe Myles (Kinesiology)**  
 Dak Prescott (Interdisciplinary Studies)  
 Damien Robinson (Human Sciences)  
 Fred Ross (Human Sciences)  
 Justin Senior (Political Science)  
 Evan Sobiesk (Microbiology)  
 Jake Thomas (Business Administration)  
 Kareem Vance (Kinesiology)  
 Damian Williams (Business Administration)  
**2015:** Richie Brown (Industrial Technology)  
 Ryan Brown (Business Administration)  
 Taveze Calhoun (Graduate School)  
 Winston Chapman (Agribusiness)  
**Tolando Cleveland (Biological Sciences)**  
**Ronald Cochran (Undeclared)**  
**Logan Cooke (Kinesiology)**

Devon Desper (Accounting)  
**Nick Fitzgerald (Finance)**  
 Westin Graves (Civil Engineering)  
**Aaron Hamaker (Undeclared)**  
**Grant Harris (Business)**  
 Brandon Holloway (Human Sciences)  
**Jesse Jackson (Industrial Technology)**  
**Gabe Myles (Kinesiology)**  
**Josiah Phillips (Industrial Technology)**  
 Dak Prescott (Graduate School)  
 Nick Proby (Mechanical Engineering)  
**Martinas Rankin (Kinesiology)**  
 Justin Senior (Sociology)  
 Jake Thomas (Biological Sciences)  
 Kareem Vance (Kinesiology)  
 Hayes Walker (Biological Engineering)  
 DeAndre Ward (Industrial Technology)  
 Rufus Warren (Human Sciences)  
 2016: Nelson Adams (Human Sciences)  
**Brett Armour (Mathematics)**  
**Hunter Bradley (Kinesiology)**  
**Bennie Braswell (Art)**  
 Richie Brown (MBA)  
**Tolando Cleveland (Political Science)**  
 Kivon Coman (Kinesiology)  
 Devon Desper (Accounting)  
**Nick Fitzgerald (Finance)**  
**Nick Gibson (Kinesiology)**

Westin Graves (Civil Engineering)  
 Brandon Holloway (Human Sciences)  
**Jesse Jackson (Industrial Technology)**  
 A.J. Jefferson (Human Sciences)  
 Jocquell Johnson (Interdisciplinary Studies)  
**Mark McLaurin (Business Administration)**  
**Harrison Moon (Kinesiology)**  
**Gabe Myles (Kinesiology)**  
 Richard Perkins (Mechanical Engineering)  
**Josiah Phillips (Industrial Technology)**  
**Martinas Rankin (Kinesiology)**  
**Chris Rayford (Kinesiology)**  
 Fred Ross (Interdisciplinary Studies)  
 Justin Senior (Sociology)  
 Ashton Shumpert (Interdisciplinary Studies)  
**Chris Stamps (Kinesiology)**  
 Jefferson Teel (Business Administration)  
 Nick Tiano (Business Administration)  
 Hayes Walker (Biological Engineering)  
 DeAndre Ward (Industrial Technology)  
**Evans Wilkerson (Pre-accounting)**



## NATIONAL FOOTBALL FOUNDATION NATIONAL SCHOLAR-ATHLETES/ CAMPBELL TROPHY FINALISTS

1972: Frank Dowsing, DB  
 1989: Bo Russell, DB  
 2010: Derek Sherrod, OL  
 2015: Taveze Calhoun, DB

## CoSIDA ACADEMIC ALL-AMERICANS

1953: Jackie Parker, QB  
 1954: Hal Easterwood, C  
 1956: Ron Bennett, DE  
 1972: Frank Dowsing, B  
 Ken Phares, QB  
 1973: Jimmy Webb, DT  
 1976: Will Coltharp, DE (1st Team)  
 1989: Bo Russell, DB (1st Team)  
 1992: Daniel Boyd, LB (2nd Team)  
 2000: Scott Westerfield, PK (1st Team)

## CFA SCHOLAR-ATHLETE

1991: Daniel Boyd, LB  
 1992: Daniel Boyd, LB



## NATIONAL FOOTBALL FOUNDATION

COLLEGE FOOTBALL HALL OF FAME

MSU has produced four National Football Foundation National Scholar-Athletes/William V. Campbell Trophy finalists with Taveze Calhoun being the most recent in December 2015. Calhoun was the SEC's only representative in 2015. Calhoun was awarded an \$18,000 post graduate scholarship and honored at the Waldorf Astoria Hotel in New York. Since 2010, MSU is tied for the SEC lead in number of NFF National Scholar-Athletes produced with two. The Campbell Trophy recognizes an individual as the absolute best football scholar-athlete in the nation and is the highest academic honor in college football.



*Derek Sherrod was a National Football Foundation National Scholar-Athlete in 2010, the first in the Dan Mullen era.*





## NFL COMBINE PARTICIPANTS (51)

1999: J.J. Johnson, RB  
Reggie Kelly, TE  
Randy Thomas, OG  
2000: Robert Bean, CB  
Ashley Cooper, SS  
Terrance McCaskey, TE  
Alvin McKinley, DT  
Wes Shivers, OT  
2001: Floyd Womack, OG  
Ellis Wymys, DE  
2002: Dorsett Davis, DT  
Dicenzo Miller, RB  
2003: Korey Banks, CB  
Justin Griffith, FB  
Mario Haggan, LB  
Donald Lee, TE  
2004: Justin Jenkins, WR  
Tommy Kelly, DE  
2005: Ronald Fields, DT  
David Stewart, OT  
2006: Jerious Norwood, RB  
2007: Quinton Culbertson, LB  
Antonio Johnson, DT  
2009: Derek Pegues, FS  
2010: Jamar Chaney, LB  
Anthony Dixon, RB  
2011: Pernell McPhee, DE  
Derek Sherrod, OT  
Chris White, LB  
K.J. Wright, LB  
2012: Vick Ballard, RB  
Fletcher Cox, DT  
Charles Mitchell, SS  
Quentin Saulsberry, C  
2013: Johnthan Banks, CB  
Josh Boyd, DT  
Darius Slay, CB  
2014: Gabe Jackson, OG  
LaDarius Perkins, RB  
2015: Justin Cox, S  
Benardrick McKinney, LB  
Josh Robinson, RB  
Preston Smith, DE  
2016: Beniquez Brown, LB  
Taveze Calhoun, CB  
Chris Jones, DT  
Dak Prescott, QB  
Will Redmond, CB  
De'Runnya Wilson, WR  
2017: Fred Ross, WR  
Justin Senior, OL



## SENIOR BOWL PARTICIPANTS (90)

1952: Bill Stewart, B  
1953: Joe Fortunato, B  
1955: Hal Easterwood, C  
Charles Evans, B  
1956: Art Davis, B  
Scott Suber, G  
1957: Ron Bennett, E  
1958: Jimmy Dodd, C  
1959: Bill Stacy, B  
1961: Tom Goode, C  
Walter Suggs, T  
1963: Johnny Baker, E  
1964: Ode Burrell, B

1965: Justin Canale, G  
1966: Hoyle Granger, B  
1968: D.D. Lewis, LB  
1971: David Smith, WR  
1973: Ken Phares, DB  
1974: Wayne Jones, RB  
1975: Steve Freeman, DB  
Jimmy Webb, DL  
1976: Jim Eidson, OL  
1977: Ray Costick, LB  
1978: Larry Gaillard, DL  
1980: Kenny Johnson, DB  
1981: Mardye McDole, WR  
1983: Michael Haddix, RB  
Wayne Harris, OL  
Dana Moore, K  
Glen Young, WR  
1985: Corwyn Aldredge, TE  
1987: Don Smith, QB  
1988: Garry Frank, OL  
1990: Jesse Anderson, TE  
1991: Robert Young, DL  
1992: Nate Williams, DL  
1993: Willie Harris, WR  
Kevin Henry, DL  
1995: Melvin Hayes, OL  
Jesse James, OL  
Kendell Watkins, TE  
1996: Brian Anderson, OL  
Walt Harris, DB  
Eric Moulds, WR  
Larry Williams, DL  
1997: Terry Day, DL  
Brent Smith, OL  
1998: Eric Brown, DB  
Eric Dotson, DL  
Greg Favors, LB  
Robert Hicks, OL  
1999: James Johnson, RB  
Reggie Kelly, TE  
Randy Thomas, OL  
2000: Robert Bean, DB  
Kevin Sluder, DL  
Jeff Walker, P  
2001: Willie Blade, DL  
Fred Smoot, DB  
Scott Westerfield, K  
Floyd Womack, OL  
Ellis Wymys, DL  
2002: Dorsett Davis, DL  
Conner Stephens, RB  
2003: Justin Griffith, RB  
Mario Haggan, LB  
2004: Justin Jenkins, WR  
Tommy Kelly, DL  
Brent Smith, K  
2005: Ronald Fields, DL  
David Stewart, OL  
2006: Jerious Norwood, RB  
2007: Antonio Johnson, DL  
2008: Titus Brown, DL  
2009: Derek Pegues, DB  
2010: Jamar Chaney, LB  
Anthony Dixon, RB  
2011: Pernell McPhee, DL  
Derek Sherrod, OL  
Chris White, LB  
K.J. Wright, LB  
2012: Vick Ballard, RB  
2013: Josh Boyd, DL  
2014: Gabe Jackson, OL  
2015: Dillon Day, C  
Kaleb Eulls, DL  
Preston Smith, DL  
2016: Dak Prescott, QB  
2017: Fred Ross, WR  
Justin Senior, OL

## SENIOR BOWL MVP (3)

1964: Ode Burrell, RB  
1987: Don Smith, RB  
2016: Dak Prescott, QB

## EAST/WEST SHRINE GAME PARTICIPANTS (26)

1952: Joe Fortunato, LB  
1976: Jim Eidson, T/G  
1997: Harvey Hull, LB  
Stan Black, DB  
1978: Dennis Johnson, RB  
1982: Glen Collins, DL  
1983: Wayne Harris, OL  
1995: Kevin Bouie, RB  
1996: Eric Moulds, WR  
Larry Williams, DE  
Paul Lacoste, LB  
1997: Willie Blade, DT  
2001: Dicenzo Miller, RB  
2002: Donald Lee, TE  
2004: Justin Jenkins, WR  
2010: Jamar Chaney, LB  
2011: JC Brignone, C  
2012: Quentin Saulsberry, OL  
2013: Chad Bumphis, WR  
Josh Boyd, DL  
2014: LaDarius Perkins, RB  
2015: Dillon Day, OL  
Ben Beckwith, OL  
2016: Ryan Brown, DL  
Taveze Calhoun, DB  
2017: Richie Brown, LB

## NFLPA COLLEGIATE BOWL GAME PARTICIPANTS (3)

2014: Denico Autry, DE  
2017: Jamaal Clayborn, OL  
Johnathan Calvin, DE



## NFL PRO BOWL (22)

1941: John Tripson, Detroit, OT  
1958: Joe Fortunato, Chicago, LB  
1961: Billy Stacy, St. Louis, DB  
1962: Joe Fortunato, Chicago, LB  
1963: Joe Fortunato, Chicago, LB  
1964: Joe Fortunato, Chicago, LB  
1965: Ode Burrell, Houston (AFL), HB  
Joe Fortunato, Chicago, LB  
1967: Hoyle Granger, Houston (AFL), FB  
1968: Hoyle Granger, Houston (AFL), FB  
1969: Tom Goode, Miami, C  
1988: Kent Hull, Buffalo, C  
1989: Kent Hull, Buffalo, C  
1990: Kent Hull, Buffalo, C  
1998: Eric Moulds, Buffalo, WR  
2000: Eric Moulds, Buffalo, WR  
2002: Eric Moulds, Buffalo, WR  
2006: Walt Harris, San Francisco, CB  
2015: Fletcher Cox, Philadelphia, DT  
2016: Fletcher Cox, Philadelphia, DT  
Dak Prescott, Dallas, QB  
K.J. Wright, Seattle, LB





Year	Rd	Pick	Name, Pos.	Team
1937	10		Chuck Gelatka, E	New York Giants
1940	12		Jim Goolsby, C	Cleveland Rams
1941	6		John Tripson, T	Detroit Lions
	7		Buddy Elrod, E	Pittsburgh Steelers
	10		Harvey Johnson, B	Brooklyn Dodgers
	12		Billy Jefferson, B	Detroit Lions
	12		Arnie Moore, E	New York Giants
1943	2		Blondy Black, B	Brooklyn Dodgers
	22		Charles Yancey, B	Washington Redskins
1944	2		Lamar Blount, B	New York Giants
	4		Hillery Horne, T	Philadelphia Eagles
	14		Elbert Corley, C	New York Giants
	15		Billy Murphy, B	Brooklyn Dodgers (AAFC)
	17		Kermit Davis, E	Green Bay Packers
	19		Wally Matulich, B	Cleveland Rams
	21		Mike Mihalic, G	Brooklyn Dodgers (AAFC)
	22		Joe Warlick, B	Cleveland Rams
	26		Anse Howard, E	Green Bay Packers
	27		John Hughes, E	Cleveland Rams
	29		Marty Frohm, T	Brooklyn Dodgers (AAFC)
1945	12		Stan Rhoades, E	New York Giants
1946	9		Mike Harris, G	New York Giants
	10		Bill Hildebrand, E	Green Bay Packers
	21		Charley Cadenhead, C	Washington Redskins
1947	6		Elbert Corley, C	Buffalo Bills
	11		Al Sidorik, T	Boston Patriots
1948	2		Dub Garrett, T	Chicago Bears
	16		Dub Garrett, T	Baltimore Colts (AAFC)
	102		Wally Matulich, B	San Francisco 49ers (AAFC)
	30		Truett Smith, B	Chicago Bears
1949	2		Harper Davis, B	Pittsburgh Steelers
	14		Murry Alexander, E	Brooklyn Dodgers (AAFC)
	23		R.B. Patterson, G	Detroit Lions
1950	1		Harper Davis, B	Chicago Bears
	7		Truett Smith, B	Pittsburgh Steelers
	17		Jerry Taylor, C	Philadelphia Eagles
	26		Jim Pittman, B	Chicago Cardinals
1951	22		Jack Rucker, B	Philadelphia Eagles
	24		Tony Kotowski, E	Philadelphia Eagles
	26		Billy Stewart, B	Philadelphia Eagles
1952	7		Joe Fortunato, B	Chicago Bears
	7		John Pace, T	Cleveland Browns
	12		Jack Blount, T	Philadelphia Eagles
	18		Bill Pyron, T	Chicago Cardinals
1953	16		Ken Deloe, T	Los Angeles Rams
	27		Jackie Parker, B	Detroit Lions
	28		Joe Cimini, T	Pittsburgh Steelers
1954	12		Hal Easterwood, C	San Francisco 49ers
	24		Jim Barron, T	Pittsburgh Steelers
1956	1		Art Davis, B	Pittsburgh Steelers
	21		Jim Harness, HB	Baltimore Colts
1958	29		Ken Irby, T	Chicago Cardinals
1959	1		Billy Stacy, B	Chicago Cardinals
	15		Jim Poteete, C	Philadelphia Eagles
1961	2		Tom Goode, C	Houston Oilers (AFL)
	3		Walter Suggs, T	Houston Oilers (AFL)
	9		Bobby Bethune, B	Chicago Bears
	12		Floyd Powers, G	Buffalo Bills (AFL)
	17		Tom Goode, LB	Detroit Lions
1962	15		Ray Osborne, T	San Francisco 49ers
	18		Charles Furlow, QB	Los Angeles Rams
	19		Lee Welch, HB	Dallas Texans
1963	3		Johnny Baker, LB	Los Angeles Rams
	7		Johnny Baker, E	Houston Oilers (AFL)
	18		Bobby Garvin, T	Cleveland Browns
1964	3		Ode Burrell, HB	Green Bay Packers
	4		Ode Burrell, HB	Houston Oilers (AFL)
	12		Howard Benton, T	San Francisco 49ers
	20		Bob Dugan, T	Buffalo Bills (AFL)

1965	6		Justin Canale, G	Boston Patriots (AFL)
	7		Tom Neville, T	Boston Patriots (AFL)
	7		Bill Moore, HB	Kansas City Chiefs (AFL)
	9		Tom Neville, T	Pittsburgh Steelers
	12		Justin Canale, G	Cleveland Browns
1966	3		Dan Bland, HB	San Francisco 49ers
	4		Hoyle Granger, FB	Baltimore Colts
	5		Hoyle Granger, FB	Houston Oilers (AFL)
	5		Grady Bolton, DT	Miami Dolphins (AFL)
	8		Dan Bland, HB	Houston Oilers (AFL)
	15		Grady Bolton, T	Green Bay Packers
1967	9	236	Harland Reed, TE	Green Bay Packers
	15	388	Tom Follard, LB	Boston Patriots
	16	394	Marcus Rhoden, FL	New Orleans Saints
1968	6	159	D.D. Lewis, LB	Dallas Cowboys
	13	340	George Barron, T	Philadelphia Eagles
1970	13	320	Jack Thomas, B	St. Louis Cardinals
1971	11	283	Joe Reed, QB	San Francisco 49ers
	13	325	Sammy Milner, WR	San Diego Chargers
	16	404	David Smith, WR	Cleveland Browns
1973	2	50	Ken Phares, DB	Pittsburgh Steelers
	16	391	Frank Dowsing, DB	Philadelphia Eagles
1974	6	137	Wayne Jones, RB	New York Jets
	11	267	Bill Buckley, WR	New York Jets
	14	343	Greg Fountain, G	New York Jets
1975	1	10	Jimmy Webb, DT	San Francisco 49ers
	5	117	Steve Freeman, DB	New England Patriots
	10	245	Rockey Felker, QB	Cincinnati Bengals
1976	2	55	Jim Eidson, G	Dallas Cowboys
	7	207	Larry Buie, DB	Los Angeles Rams
	11	302	Chuck Brislin, T	Atlanta Falcons
1977	4	100	Stan Black, DB	San Francisco 49ers
	8	203	Walter Packer, WR	Atlanta Falcons
	10	262	Harvey Hull, LB	Houston Oilers
	11	303	Ray Costick, LB	New England Patriots
1978	3	59	Dennis Johnson, RB	Buffalo Bills
	5	133	Bruce Threadgill, DB	San Francisco 49ers
	11	290	Larry Gillard, DT	Cleveland Browns
1979	7	180	Henry Monroe, DB	Green Bay Packers
	10	253	Dave Marler, QB	Buffalo Bills
	10	260	Gerald Jackson, S	Kansas City Chiefs
1980	3	80	James Jones, RB	Dallas Cowboys
	5	137	Kenny Johnson, DB	Atlanta Falcons
1981	2	39	Mardy McDole, WR	Minnesota Vikings
	5	113	Tyrone Keys, DE	New York Jets
	11	294	Willie Jackson, DB	Detroit Lions
	11	296	Larry Friday, DB	Cleveland Browns
1982	1	2	Johnnie Cooks, LB	Baltimore Colts
	1	26	Glen Collins, DE	Cincinnati Bengals
	10	262	Curtis Stowers, LB	Atlanta Falcons
1983	1	8	Michael Haddix, RB	Philadelphia Eagles
	3	62	Glen Young, WR	Philadelphia Eagles
1984	4	103	George Wonsley, RB	Indianapolis Colts
1986	11	284	Pat Swoopes, NT	New Orleans Saints
	11	285	Aaron Pearson, LB	Kansas City Chiefs
1987	2	51	Don Smith, RB	Tampa Bay Buccaneers
	5	129	Kirby Jackson, CB	New York Jets
	9	250	Bruce Plummer, CB	Denver Broncos
	10	270	Louis Clark, WR	Seattle Seahawks
1988	7	192	Garry Frank, G	Denver Broncos
1989	8	213	Fred Hadley, WR	New Orleans Saints
	10	264	Anthony Butts, DT	Denver Broncos
1990	4	87	Jesse Anderson, TE	Tampa Bay Buccaneers
	6	158	James Williams, LB	New Orleans Saints
1991	5	116	Robert Young, DT	Los Angeles Rams
	9	250	Jerry Bouldin, WR	New York Giants
1992	4	96	Keo Coleman, LB	New York Jets
	8	215	Nate Williams, DE	Pittsburgh Steelers
1993	4	108	Kevin Henry, DE	Pittsburgh Steelers
	5	125	Olanda Truitt, WR	Los Angeles Raiders
	5	140	Marc Woodard, LB	Pittsburgh Steelers
	7	195	Willie Harris, WR	Buffalo Bills
1994	5	142	Herman Carroll, DE	New Orleans Saints
1995	2	59	Kendell Watkins, TE	Dallas Cowboys
	2	62	Jesse James, OG	St. Louis Rams
	4	106	Melvin Hayes, OT	New York Jets
	6	208	Fred McCrary, FB	Philadelphia Eagles
	7	210	Kevin Bouie, RB	Philadelphia Eagles
	7	224	Wesley Leasy, LB	Arizona Cardinals
1996	1	13	Walt Harris, DB	Chicago Bears
	1	24	Eric Moulds, WR	Buffalo Bills
1997	3	96	Brent Smith, OT	Miami Dolphins
	4	102	Terry Day, DT	New York Jets

1998	2	61	Eric Brown, DB	Denver Broncos
	3	68	Robert Hicks, OT	Buffalo Bills
	4	120	Greg Favors, LB	Kansas City Chiefs
1999	2	39	James Johnson, RB	Miami Dolphins
	2	42	Reggie Kelly, TE	Atlanta Falcons
	2	57	Randy Thomas, OG	New York Jets
	6	206	Dennis McKinley, FB	Arizona Cardinals
2000	4	120	Alvin McKinley, DL	Carolina Panthers
	5	133	Robert Bean, DB	Cincinnati Bengals
	6	190	John Hilliard, DL	Seattle Seahawks
	7	237	Wes Shivers, OL	Tennessee Titans
2001	2	45	Fred Smoot, CB	Washington Redskins
	3	93	Willie Blade, DT	Dallas Cowboys
	4	128	Pork Chop Womack, OL	Seattle Seahawks
	6	183	Ellis Wymys, DL	Tampa Bay Buccaneers
2002	3	96	Dorsett Davis, DL	Denver Broncos
2003	4	121	Justin Griffith, FB	Atlanta Falcons
	5	156	Donald Lee, TE	Miami Dolphins
	7	228	Mario Haggan, LB	Buffalo Bills
2005	4	113	David Stewart, OL	Tennessee Titans
	5	137	Ronald Fields, DL	San Francisco 49ers
2006	3	79	Jerious Norwood, RB	Atlanta Falcons
2007	5	152	Antonio Johnson, DL	Tennessee Titans
2010	6	173	Anthony Dixon, RB	San Francisco 49ers
	7	220	Jamar Chaney, LB	Philadelphia Eagles
2011	1	32	Derek Sherrod, OL	Green Bay Packers
	4	99	K.J. Wright, LB	Seattle Seahawks
	5	165	Pernell McPhee, DL	Baltimore Ravens
	6	169	Chris White, LB	Buffalo Bills
2012	1	12	Fletcher Cox, DL	Philadelphia Eagles
	5	170	Vick Ballard, RB	Indianapolis Colts
	6	192	Charles Mitchell, S	Atlanta Falcons
2013	2	36	Darius Slay, CB	Detroit Lions
	2	43	Johnthan Banks, CB	Tampa Bay Buccaneers
	5	167	Josh Boyd, DE	Green Bay Packers
2014	3	81	Gabe Jackson, OG	Oakland Raiders
2015	2	38	Preston Smith, DE	Washington Redskins
	2	43	Benardrick McKinney, LB	Houston Texans
	6	178	Matt Wells, LB	New England Patriots
	6	195	Malcolm Johnson, TE	Cleveland Browns
	6	205	Josh Robinson, RB	Indianapolis Colts
2016	2	37	Chris Jones, DT	Kansas City Chiefs
	3	68	Will Redmond, CB	San Francisco 49ers
	4	135	Dak Prescott, QB	Dallas Cowboys
2017	6	210	Justin Senior, OL	Seattle Seahawks

## FIRST ROUND PICKS (11)

Year	Name, Pos.	Team
1950	Harper Davis, B	Chicago Bears
1956	Art Davis, B	Pittsburgh Steelers
1959	Billy Stacy, B	Chicago Cardinals
1975	Jimmy Webb, DT	San Francisco 49ers
1982	Johnnie Cooks, LB	Baltimore Colts
	Glen Collins, DE	Cincinnati Bengals
1983	Michael Haddix, RB	Philadelphia Eagles
1996	Walt Harris, DB	Chicago Bears
	Eric Moulds, WR	Buffalo Bills
2011	Derek Sherrod, OL	Green Bay Packers
2012	Fletcher Cox, DL	Philadelphia Eagles

## MSU DRAFT RECORDS

(SINCE AFL-NFL MERGER IN 1967)

Most players drafted in a season: 6 (1995)

Most players drafted by same team: 3 by New York Jets (1974)

Most first-round picks: 2 (1982, 1996)

Most picks in first 2 rounds: 3 (1999)

Most picks in first 3 rounds: 3 (1999)

Most picks in first 4 rounds: 3 (1995, 1998, 1999, 2001, 2016)

Most picks in first 5 rounds: 3 (1993, 1995, 1998, 1999, 2001, 2010, 2016)

Most picks in first 6 rounds: 5 (2015)

Most picks in first 100 players: 2 (11 times)

## SUPPLEMENTAL/ EXPANSION DRAFTS

Year	Rd	Pick	Name, Pos.	Team
1966			Tom Goode, C	Miami Dolphins
1984	1	26	Danny Knight, WR	Miami Dolphins
1986	3	77	John Bond, QB	Cleveland Browns
1995			James Williams, LB	Jacksonville Jaguars



## ALL-TIME NFL ROSTER

ANDERSON, Jesse, TE  
Tampa Bay (1990-91), Pittsburgh (1992),  
Green Bay (1993)

AUTRY, Denico, DE  
Oakland (2014-)

BAKER, Johnny, LB  
Houston (1963-66), San Diego (1967)

BALLARD, Vick, RB  
Indianapolis (2012-15), New Orleans (2016)

BANKS, Johnthan, DB  
Tampa Bay (2013-16), Chicago (2016-)

BARNES, Ernie, DT  
Baltimore (1983)

BEAN, Robert, DB  
Cincinnati (2000-02), Jacksonville (2002)

BECKWITH, Ben, G  
San Diego (2015)

BELL, Aubrey, WR  
Houston (2009)

BETHUNE, Bobby, DB  
San Diego (1962)

BLACK, Blondy, HB  
Buffalo [AAFC] (1946),  
Baltimore [AAFC] (1947)

BLACK, Stan, DB  
San Francisco (1977)

BLACKMORE, Richard, CB  
Philadelphia (1979-82), San Francisco (1983)

BLADE, Willie, DL  
Dallas (2001, 2003, 2005), Houston (2002),  
Jacksonville (2004)

BLOUNT, Lamar, E  
Miami [AAFC] (1946), Buffalo [AAFC]  
(1947), Baltimore [AAFC] (1947)

BONNER, Wade, S  
Philadelphia (2012)

BOYD, Josh, DL  
Green Bay (2013-15), Indianapolis (2017-)

BOUIE, Kevin, RB  
Philadelphia (1995), San Diego (1996)

BROWN, Eric, S  
Denver (1998-01), Houston (2002-04)

BROWN, Jerome, DE  
Cleveland (1993)

BROWN, Ryan, DE  
Cincinnati (2016-)

BROWN, Titus, DE  
Cleveland (2009-11)

BUMPHIS, Chad, WR  
Miami/Denver (2013)

BURRELL, Ode, RB  
Houston (1964-69)

BUTLER, Eric, TE  
St. Louis (2009)

BYRDSONG, Shawn, DB  
Baltimore (2002), New Orleans (2003)

CALHOUN, Taveze, CB  
New Orleans (2016-)

CANALE, Justin, G  
Boston (1965-68), Cincinnati (1969)

CARMON, James, OL  
Buffalo (2012)

CARROLL, Herman, DE  
New Orleans (1994)

CHAPMAN, Winston, SNP  
Miami (2017-)

CHANEY, Jamar, LB  
Philadelphia (2010-12), Atlanta (2013)

CHERRINGTON, Dewayne, DL  
Seattle (2013)

CLARK, Arceto, WR  
Seattle (2013)

CLARK, Louis, WR  
Seattle (1987-92), Green Bay (1993)

CLAUSELL, Blaine, OT  
Baltimore (2015), New England (2015),  
Carolina (2016-)

COLEMAN, Keo, LB  
N.Y. (1992), Green Bay (1993)

COLLINS, Glen, DE  
Cincinnati (1982-85), San Francisco (1987)

COOKS, Johnnie, LB  
Baltimore/Indianapolis (1982-88),  
New York (1988-90), Cleveland (1991)

CORLEY, Elbert, C  
Buffalo [AAFC] (1947),  
Baltimore [AAFC] (1948)

COSTICT, Ray, LB  
New England (1977-80)

COX, Fletcher, DT  
Philadelphia (2012-)

CULBERSON, Quinton, LB  
St. Louis (2007-2009), Carolina (2009)

DANIEL, Willie, DB  
Pittsburgh (1961-66), Los Angeles (1967-69)

DAVIS, Art, HB  
Pittsburgh (1956)

DAVIS, Dorsett, DL  
Denver (2002-06)

DAVIS, Harper, HB  
Los Angeles [AAFC] (1949),  
Chicago (1950), Green Bay (1951)

DAY, Dillon, C  
Denver (2015-)

DAY, Terry, DE  
N.Y. Jets (1997-98)

DIXON, Anthony, RB  
San Francisco (2010-13), Buffalo (2014-15)

DOCKERY, Kevin, DB  
N.Y. Giants (2006-2009), St. Louis (2010)

DOUGLAS, Dominic, LB  
St. Louis (2009)

EIDSON, Jim, OL  
Dallas (1976)

ELEY, Clifton, TE  
Minnesota (1987)

EULLS, Kaleb, DT  
New Orleans (2015), San Diego (2016-)

EVANS, Willie, DE  
Atlanta (2009-10)

FAVORS, Greg, LB  
Kansas City (1998), Tennessee (1999-01),  
Indianapolis/Buffalo (2002), Carolina/  
Jacksonville (2003), Jacksonville (2004-05)

FIELDS, Ronald, DT  
San Francisco (2005-08),  
Denver (2009-10), Carolina (2011)

FITZTHUGH, Keith, DB  
New York Jets (2009)

FORTUNATO, Joe, FB  
Chicago (1955-66)

FREEMAN, Steve, DB  
Buffalo (1975-86), Minnesota (1987)

FRIDAY, Larry, S  
Buffalo (1987)

GARRETT, Dub, T  
Baltimore [AAFC] (1948-49),  
Chicago (1950)

GELATKA, Charles, E  
N.Y. Giants (1937-40)

GILLARD, Larry, DE  
N.Y. Giants (1978)

GOODE, Tom, C  
Houston (1962-65), Miami (1966-69),  
Baltimore (1970)

GOOLSBY, Jim, C  
Cleveland (1940)

GRANGER, Hoyle, FB  
Houston (1966-70, 72), New Orleans (1971)

GRIER, James, DT  
Buffalo (1998), New England (1999)

GRIFFITH, Justin, FB  
Atlanta (2003-05); Oakland (2006-08),  
Seattle (2009), Houston (2010)

HADDIX, Michael, RB  
Philadelphia (1983-88), Green Bay (1989-90)

HAGGAN, Mario, LB  
Buffalo (2003-07),  
Denver (2008-11), St. Louis (2012)

HARMON, Clarence, RB  
Washington (1977-82),  
New Jersey [USFL] (1984-85)

HARNES, Jim, HB  
Baltimore (1956)

HARRIS, Amos (Mike), G  
Brooklyn [AAFC] (1947-48)

HARRIS, Johnnie, DB  
Oakland (1999-01), N.Y. Giants (2002-03)

HARRIS, Walt, CB  
Chicago (1996-01), Indianapolis (2002-03),  
Washington (2004-05), San Francisco  
(2006-2010), Baltimore (2010)

HARRIS, Willie, WR  
Buffalo (1993), Green Bay (1993),  
Chicago (1993)

HARRISON, Granville, E  
N.Y. Giants (1941), Philadelphia (1941),  
Detroit (1942)

HAYES, Melvin, OT  
N.Y. Jets (1995), Houston (1996)

HENRY, Kevin, DE  
Pittsburgh (1993-00), Cincinnati (2001)

HICKS, Robert, OT  
Buffalo (1998-00)

HILLIARD, John, DL  
Seattle (2000-02)

HUGHES, Jay, S  
St. Louis (2015)

HULL, Kent, C  
Buffalo (1986-96)

HUNT, Purvis, OG  
Houston (1995)

HUTSON, Brian, SS  
New England (1990)



JACKSON, Gabe, OG Oakland (2014-)	McKINLEY, Dennis, FB Arizona (1999-02)	SMITH, Don, QB Tampa Bay (1988-89), Buffalo (1990)
JACKSON, Gerald, DB Kansas City (1979)	McKINNEY, Benardrick, LB Houston (2015-)	SMITH, Preston, LB Washington (2015-)
JACKSON, Kirby, DB Los Angeles (1987), Buffalo (1987-93), Seattle (1993-94)	McPHEE, Pernell, DE Baltimore (2011-14), Chicago (2015-)	SMITH, Truett, QB Pittsburgh (1950-51)
JAMES, Jesse, C St. Louis (1995-96)	McRAE, Brandon, WR St. Louis (2010)	SMOOT, Fred, CB Washington (2001-04), Minnesota (2005-06), Washington (2007-09)
JEFFERSON, Billy, HB Detroit (1941), Brooklyn (1942), Philadelphia (1942)	McWILLIAMS, Tom "Shorty", HB Los Angeles [AAFC] (1949), Pittsburgh (1950)	STACY, Billy, QB Chicago/St. Louis (1959-63)
JENKINS, Justin, WR Philadelphia (2004-05), Buffalo (2007-09)	MITCHELL, Charles, S Atlanta (2012)	STEWART, David, OT Tennessee (2005-13)
JOHNSON, Antonio, DL Indianapolis (2008-12), Tennessee (2013)	MONROE, Henry, DB Philadelphia (1979)	SUGGS, Walter, T Houston (1962-71)
JOHNSON, Dennis, FB Buffalo (1978-79), N.Y. Giants (1980-81)	MOULDS, Eric, WR Buffalo (1996-05), Houston (2006), Tennessee (2007)	SWOOPES, Pat, DT New Orleans (1987, 89), Kansas City (1991)
JOHNSON, James, RB Miami (1999-01), Cleveland (2002)	NEVILLE, Tommy, T New England (1965-77), Denver (1978), N.Y. Giants (1979)	TAIT, Arthur, E Dallas (1952)
JOHNSON, Kenneth, DB Green Bay (1987-88)	NIX, Jack, HB Cleveland (1940)	THOMAS, Randy, OG N.Y. Jets (1999-02), Washington (2003-09)
JOHNSON, Kenny, DB Atlanta (1980-86), Houston (1986-89)	NORWOOD, Jerious, RB Atlanta (2006-10), St. Louis (2011)	THREADGILL, Bruce, S San Francisco (1978)
JOHNSON, Malcolm, FB Cleveland (2015-16), Seattle (2016-)	PACKER, Walter, RB-KR Seattle (1977), Tampa Bay (1977)	TRIPSON, John, T Detroit (1941)
JONES, Chris, DT Kansas City (2016-)	PATRICK, Mike, P New England (1975-78)	TRUITT, Olanda, WR L.A. Raiders (1993), Minnesota (1993), Washington (1994-95), Oakland (1996-97)
JONES, James, HB Dallas (1980-82, 1984-85)	PEARSON, Aaron, LB Kansas City (1986-88)	WATKINS, Kendell, TE Dallas (1995-96)
KELLY, Reggie, TE Atlanta (1999-02, 2011), Cincinnati (2003-10)	PERKINS, LaDarius, RB Green Bay (2014), Pittsburgh (2014), Indianapolis (2015)	WEBB, Jimmy, DT San Francisco (1975-80), San Diego (1981)
KELLY, Tommy, DL Oakland (2004-12), New England (2013), Arizona (2014)	PHARR, Tommy, QB Buffalo (1970)	WELLS, Matt, LB New England (2015), Chicago (2015), St. Louis (2015)
KEYS, Tyrone, DE Chicago (1983-85), Tampa Bay (1986-87), San Diego (1988)	PLUMMER, Bruce, DB Denver (1987-88, 90), Miami (1988), Indianapolis (1989), San Diego (1990)	WHITE, Chris, LB Buffalo (2011-12), New England (2013-14)
KOWALSKI, Andy, E Brooklyn (1943-44), Boston (1945), Miami [AAFC] (1946)	PRESCOTT, Dak, QB Dallas (2016-)	WILLIAMS, Greg, DB Washington (1982-85)
LAWRENCE, Addison, OL Baltimore (2012)	REDMOND, Will, CB San Francisco (2016-)	WILLIAMS, James, LB New Orleans (1990-94), Jacksonville (1995), San Francisco (1997-98), Cleveland (1999)
LAWRENCE, Cameron, LB Dallas (2013-14)	REED, Joe, QB San Francisco (1972-74), Detroit (1975-79)	WOITT, John, DB San Francisco (1968-69)
LEASY, Wesley, LB Arizona (1995-96)	ROBINSON, Deljuan, DT Houston (2007-09)	WOMACK, Pork Chop, OG Seattle (2001-09), Cleveland (2009-10), Arizona (2011)
LEE, Donald, TE Miami (2003-04), Green Bay (2005-10), Cincinnati (2011-12)	ROBINSON, Josh, RB Indianapolis (2015)	WONSLEY, George, HB Indianapolis (1984-88), New England (1989)
LEWIS, D.D., LB Dallas (1968, 70-81)	SAULSBERRY, Quentin, OG Minnesota (2012), Denver (2012-13)	WOODARD, Marc, LB Pittsburgh (1993), Philadelphia (1993-96)
LONG, Lance, WR Arizona (2008-09), Kansas City (2009-11), Detroit (2012)	SEARS, Corey, DT Baltimore (1996), St. Louis (1998), Arizona (1999-00), Houston (2002-05)	WRIGHT, K.J., LB Seattle (2011-)
LOVE, Kyle, DL New England (2010-12), Jacksonville (2013), Kansas City (2013-14), Carolina (2014-)	SHERROD, Derek, OT Green Bay (2011-14)	WYMS, Ellis, DT Tampa Bay (2001-05), Seattle (2006), Minnesota (2007)
MANLEY, Joseph, C San Francisco (1953)	SHIVERS, Wes, OL Atlanta (2000-01)	YOUNG, Glen, SE Philadelphia (1983), St. Louis (1984), Cleveland (1984-85, 87-88)
McCRARY, Fred, FB Philadelphia (1995), New Orleans (1997), San Diego (1999-02), New England (2003), Atlanta (2004-05)	SIDORIK, Alex, T Boston (1947), Baltimore (1948-49)	YOUNG, Robert, DT Los Angeles/St. Louis (1991-95), Houston (1996)
McDOLE, Mardye, SE Minnesota (1981-83)	SIMMONS, Michael, DT New Orleans (1989-90)	
McKINLEY, Alvin, DL Carolina (2000), Cleveland (2001-06); Denver (2007), New Orleans (2008)	SKINNER, Deontae, LB New England (2014-15), Philadelphia (2015), New York Giants (2016-)	
	SLAY, Darius, CB Detroit (2013-)	
	SMITH, Brent, OT Miami (1997-02), N.Y. Jets (2003-04), Jacksonville (2005)	

\* Note 2017 NFL Draft picks/free agents not listed on roster. List is of players who were on 2016 rosters and prior.

## ALL-TIME SUPER BOWL APPEARANCES (48)

\*Note year listed is year played of Super Bowl, not year of season

Player	Team	Years
Richard Blackmore	Philadelphia Eagles	1981
Eric Brown	Denver Broncos	1999
Dewayne Cherrington	Seattle Seahawks	2014
Arceto Clark	Seattle Seahawks	2014
Johnnie Cooks	New York Giants	1991
Dillon Day	Denver Broncos	2016
Anthony Dixon	San Francisco 49ers	2013
Kevin Dockery	New York Giants	2008
Greg Favors	Tennessee Titans	2000
	Carolina Panthers	2004
Tom Goode	Baltimore Colts	1971
Clarence Harmon	Washington Redskins	1983
Willie Harris	Buffalo Bills	1994
Kevin Henry	Pittsburgh Steelers	1996
Kent Hull	Buffalo Bills	1991, '92, '93, '94
Kirby Jackson	Buffalo Bills	1990, '91, '92, '93
Justin Jenkins	Philadelphia Eagles	2005
Antonio Johnson	Indianapolis Colts	2010
Tyrone Keys	Chicago Bears	1986
Lance Long	Arizona Cardinals	2009
Donald Lee	Green Bay Packers	2011
D.D. Lewis	Dallas Cowboys	1971, '72, '76, '78, '79
Kyle Love	New England Patriots	2012
	Carolina Panthers	2016
Fred McCrary	New England Patriots	2004
Pernell McPhee	Baltimore Ravens	2013
Bruce Plummer	Denver Broncos	1988
Dezmond Sherrod	Pittsburgh Steelers	2009
Deontae Skinner	New England Patriots	2015
Don Smith	Buffalo Bills	1991
Pork Chop Womack	Seattle Seahawks	2006
Kendell Watkins	Dallas Cowboys	1996
Chris White	New England Patriots	2015
Greg Williams	Washington Redskins	1983, '84
K.J. Wright	Seattle Seahawks	2014, '15
Ellis Wyms	Tampa Bay Buccaneers	2003

## ALL-TIME SUPER BOWL WINNERS (21)

\*Note year listed is year played of Super Bowl, not year of season

Player	Team	Years
Eric Brown	Denver Broncos	1999
Dewayne Cherrington	Seattle Seahawks	2014
Arceto Clark	Seattle Seahawks	2014
Johnnie Cooks	New York Giants	1991
Dillon Day	Denver Broncos	2016
Kevin Dockery	New York Giants	2008
Tyrone Keys	Chicago	1986
Tom Goode	Baltimore Colts	1971
Clarence Harmon	Washington Redskins	1983
Donald Lee	Green Bay	2011
D.D. Lewis	Dallas Cowboys	1972, '78^
Fred McCrary	New England Patriots	2004
Pernell McPhee	Baltimore Ravens	2013
Dezmond Sherrod	Pittsburgh Steelers	2009
Deontae Skinner	New England Patriots	2015
Kendell Watkins	Dallas Cowboys	1996
Chris White	New England Patriots	2015
Greg Williams	Washington Redskins	1983
K.J. Wright	Seattle Seahawks	2014
Ellis Wyms	Tampa Bay Buccaneers	2003

^ - only two-time Super Bowl winner in MSU history



**K.J. Wright** (above) was one of three former Bulldogs who claimed a 2014 Super Bowl ring with the Seattle Seahawks following a 43-8 blowout victory over the Denver Broncos.



As a member of the New England Patriots, **Chris White** (above) lifted the Lombardi Trophy in 2015 following a thrilling 28-24 win over the 2014 champion Seahawks.



**Dillon Day** (above) won the 2016 Super Bowl as a member of the Denver Broncos. Day defeated former Bulldog Kyle Love (Carolina) by a score of 24-10 to give MSU a Super Bowl champion in four-straight years.

## ALL-TIME BOWL RESULTS (20 GAMES)

### RECORD: 12-8

Date	Bowl	Opponent	Location	Venue	Attendance	Result	Score
1/1/37	Orange	Duquesne	Miami, Fla.	Orange Bowl	9,210	L	12-13
1/1/41	Orange	Georgetown	Miami, Fla.	Orange Bowl	29,554	W	14-7
12/21/63	Liberty	NC State	Philadelphia, Pa.	Philadelphia Stadium	8,309	W	16-12
12/28/74	Sun	North Carolina	El Paso, Texas	Sun Bowl	26,035	W	26-24
12/27/80	Sun	Nebraska	El Paso, Texas	Sun Bowl	34,723	L	17-31
12/31/81	Hall of Fame	Kansas	Birmingham, Ala.	Legion Field	41,672	W	10-0
12/29/91	Liberty	Air Force	Memphis, Tenn.	Liberty Bowl	61,497	L	15-38
1/1/93	Peach	North Carolina	Atlanta, Ga.	The Georgia Dome	69,125	L	17-21
1/2/95	Peach	NC State	Atlanta, Ga.	The Georgia Dome	64,902	L	24-28
1/1/99	Cotton	Texas	Dallas, Texas	Cotton Bowl	72,611	L	11-38
12/30/99	Peach	Clemson	Atlanta, Ga.	The Georgia Dome	73,315	W	17-7
12/31/00	Independence	Texas A&M	Shreveport, La.	Independence Stadium	36,974	W	43-41[OT]
12/29/07	Liberty	UCF	Memphis, Tenn.	Liberty Bowl	63,816	W	10-3
1/1/11	Gator	Michigan	Jacksonville, Fla.	EverBank Field	68,352	W	52-14
12/30/11	Music City	Wake Forest	Nashville, Tenn.	LP Field	55,208	W	23-17
1/1/13	Gator	Northwestern	Jacksonville, Fla.	EverBank Field	48,612	L	20-34
12/31/13	Liberty	Rice	Memphis, Tenn.	Liberty Bowl	57,846	W	44-7
12/31/14	Orange	Georgia Tech	Miami Gardens, Fla.	Sun Life Stadium	58,211	L	34-49
12/30/15	Belk	NC State	Charlotte, N.C.	Bank of America Stadium	46,423	W	51-28
12/26/16	St. Petersburg	Miami (Ohio)	St. Petersburg, Fla.	Tropicana Field	15,717	W	17-16

### COACHES IN MSU BOWL GAMES

1/1/37	Orange	Duquesne	Ralph Sasse	John Smith
1/1/41	Orange	Georgetown	Allyn McKeen	Jack Hagerty
12/21/63	Liberty	North Carolina State	Paul Davis	Earle Edwards
12/28/74	Sun	North Carolina	Bob Tyler	Bill Dooley
12/27/80	Sun	Nebraska	Emory Bellard	Tom Osborne
12/31/81	Hall of Fame	Kansas	Emory Bellard	Don Fambrough
12/29/91	Liberty	Air Force	Jackie Sherrill	Fisher DeBerry
1/1/93	Peach	North Carolina	Jackie Sherrill	Mac Brown
1/2/95	Peach	North Carolina State	Jackie Sherrill	Mike O'Cain
1/1/99	Cotton	Texas	Jackie Sherrill	Mac Brown
12/30/99	Peach	Clemson	Jackie Sherrill	Tommy Bowden
12/31/00	Independence	Texas A&M	Jackie Sherrill	R.C. Slocum
12/29/07	Liberty	UCF	Sylvester Croom	George O'Leary
1/1/11	Gator	Michigan	Dan Mullen	Rich Rodriguez
12/30/11	Music City	Wake Forest	Dan Mullen	Jim Grobe
1/1/13	Gator	Northwestern	Dan Mullen	Pat Fitzgerald
12/31/13	Liberty	Rice	Dan Mullen	David Bailiff
12/31/14	Orange	Georgia Tech	Dan Mullen	Paul Johnson
12/30/15	Belk	NC State	Dan Mullen	Dave Doeren
12/26/16	St. Petersburg	Miami (Ohio)	Dan Mullen	Chuck Martin

### BEST BOWL-GAME WINNING PCT. BY MSU COACH

Coach	Record	Pct.
Sylvester Croom	1-0	1.000
Paul Davis	1-0	1.000
Allyn McKeen	1-0	1.000
Bob Tyler	1-0	1.000
<b>Dan Mullen</b>	<b>5-2</b>	<b>.714</b>
Emory Bellard	1-1	.500
Jackie Sherrill	2-4	.333
Ralph Sasse	0-1	.000

### MOST BOWL GAME WINS BY MSU COACH

Coach	Record	Pct.
<b>Dan Mullen</b>	<b>5-2</b>	<b>.714</b>
Jackie Sherrill	2-4	.333
Sylvester Croom	1-0	1.000
Paul Davis	1-0	1.000
Allyn McKeen	1-0	1.000
Bob Tyler	1-0	1.000
Emory Bellard	1-1	.500
Ralph Sasse	0-1	.000

### MSU BOWL GAMES MOST VALUABLE PLAYERS

#### 1963 LIBERTY BOWL

Ode Burrell

#### 1974 SUN BOWL

Terry Vitrano

Jimmy Webb - Outstanding Lineman

#### 1981 HALL OF FAME BOWL

John Bond

John Bond (MSU Offense)

Johnie Cooks (MSU Defense)

#### 1991 MSU LIBERTY BOWL

Kenny Roberts (MSU Offense)

Keo Coleman (MSU Defense)

#### 1993 PEACH BOWL

Greg Plump (MSU Offense)

Marc Woodard (MSU Defense)

#### 1995 PEACH BOWL

Tim Rogers (MSU Offense)

Larry Williams (MSU Defense)

#### 1999 PEACH BOWL

Wayne Madkin - Offensive

#### 2000 INDEPENDENCE BOWL

Willie Blade - Defensive

#### 2007 LIBERTY BOWL

Derek Pegues

#### 2011 GATOR BOWL

Chris Relf

#### 2011 MUSIC CITY BOWL

Vick Ballard

#### 2013 LIBERTY BOWL

Dak Prescott

Jameon Lewis (MSU Offense)

Preston Smith (MSU Defense)

#### 2015 BELK BOWL

Dak Prescott

#### 2016 ST. PETERSBURG BOWL

Nick Fitzgerald



## TEAM RECORDS

### PASSING

#### MOST COMPLETIONS

**MSU:** 33 vs. Georgia Tech (2014 Orange)  
25 vs. NC State (2015 Belk)  
25 vs. North Carolina (1993 Peach)  
**Opponent:** 27 by Michigan (2011 Gator)  
26 by Wake Forest (2011 Music City)

#### FEWEST COMPLETIONS

**MSU:** 3 vs. North Carolina (1974 Sun)  
3 vs. NC State (1963 Liberty)  
**Opponent:** 1 by Air Force (1991 Liberty)  
5 by North Carolina (1974 Sun)  
5 by NC State (1963 Liberty)  
5 by Duquesne (1937 Orange)

#### MOST ATTEMPTS

**MSU:** 51 vs. Georgia Tech (2014 Orange)  
45 vs. North Carolina (1993 Peach)  
**Opponent:** 56 by Clemson (1999 Peach)  
48 by Wake Forest (2011 Music City)

#### FEWEST ATTEMPTS

**MSU:** 6 vs. NC State (1963 Liberty)  
8 vs. North Carolina (1974 Sun)  
**Opponent:** 2 by Air Force (1991 Liberty)  
11 by Texas A&M (2000 Independence)

#### MOST YARDS

**MSU:** 453 vs. Georgia Tech (2014 Orange)  
380 vs. NC State (2015 Belk)  
**Opponent:** 306 by Clemson (1999 Peach)  
263 by Miami [Ohio] (2016 St. Petersburg)

#### FEWEST YARDS

**MSU:** 28 vs. NC State (1963 Liberty)  
44 vs. North Carolina (1974 Sun)  
**Opponent:** 10 by Air Force (1991 Liberty)  
58 by NC State (1963 Liberty)

#### MOST INTERCEPTIONS THROWN

**MSU:** 4 vs. Northwestern (2013 Gator)  
2 vs. North Carolina (1993 Peach)  
2 vs. Nebraska (1980 Sun)  
2 vs. Wake Forest (2011 Music City)  
**Opponent:** 5 by Clemson (1999 Peach)  
4 by Duquesne (1937 Orange)

### PUNTING

#### MOST PUNTS

**MSU:** 11 vs. UCF (2007 Liberty)  
11 vs. Georgetown (1941 Orange)  
**Opponent:** 9 by Kansas (1981 Hall of Fame)  
9 by Duquesne (1937 Orange)

#### HIGHEST PUNTING AVERAGE

**MSU:** 53.0 vs. NC State (1995 Peach)  
**Opponent:** 48.0 by NC State (1995 Peach)

### RETURNS

#### MOST PUNT RETURNS

**MSU:** 5 vs. Texas A&M (2000 Independence)  
5 vs. Wake Forest (2011 Music City)  
**Opponent:** 8 by Wake Forest (2011 Music City)

#### MOST PUNT RETURN YARDS

**MSU:** 101 vs. NC State (1995 Peach)  
**Opponent:** 54 by UCF (2007 Liberty)

#### MOST KICKOFF RETURNS

**MSU:** 5 vs. Northwestern (2013 Gator)  
5 vs. Texas A&M (2000 Independence)  
5 vs. Texas (1999 Cotton)  
5 vs. North Carolina (1974 Sun)  
**Opponent:** 8 by Michigan (2011 Gator)  
6 by Rice (2013 Liberty)

#### MOST KICKOFF RETURN YARDS

**MSU:** 129 vs. Texas (1999 Cotton)  
128 vs. Texas A&M (2000 Independence)  
**Opponent:** 191 by Michigan (2011 Gator)

### RUSHING

#### MOST ATTEMPTS

**MSU:** 68 vs. North Carolina (1974 Sun)  
58 vs. Michigan (2011 Gator)  
**Opponent:** 69 by Air Force (1991 Liberty)  
61 by Georgia Tech (2014 Orange)  
54 by Nebraska (1980 Sun)

#### FEWEST ATTEMPTS

**MSU:** 32 vs. Texas (1999 Cotton)  
33 vs. Northwestern (2013 Gator)  
33 vs. Georgia Tech (2014 Orange)  
33 vs. Miami [Ohio] (2016 St. Petersburg)  
**Opponent:** 25 by Michigan (2011 Gator)  
32 by Rice (2013 Liberty)  
34 by Clemson (1999 Peach)

#### MOST YARDS

**MSU:** 455 vs. North Carolina (1974 Sun)  
275 vs. NC State (1963 Liberty)  
**Opponent:** 452 by Georgia Tech (2014 Orange)  
318 by Air Force (1991 Liberty)

#### FEWEST YARDS

**MSU:** 87 vs. Texas (1999 Cotton)  
93 vs. Nebraska (1980 Sun)  
**Opponent:** 35 by Kansas (1981 Hall of Fame)  
61 by Rice (2013 Liberty)

### SCORING

#### MOST POINTS SCORED

**MSU:** 52 vs. Michigan (2011 Gator)  
51 vs. NC State (2015 Belk)  
**Opponent:** 49 by Georgia Tech (2014 Orange)  
41 by Texas A&M (2000 Independence)  
38 by Texas (1999 Cotton)

#### LARGEST MARGIN OF VICTORY

**MSU:** 38 pts (52-14) vs. Michigan (2011 Gator)  
37 pts (44-7) vs. Rice (2013 Liberty)  
**Opponent:** 27 pts (38-11) by Texas (1999 Cotton)  
23 pts (38-15) by Air Force (1991 Liberty)

#### MOST FIELD GOALS ATTEMPTED

**MSU:** 6 vs. NC State (1995 Peach)  
**Opponent:** 3 by UCF (2007 Liberty)

#### MOST FIELD GOALS MADE

**MSU:** 5 vs. NC State (1995 Peach)  
**Opponent:** 2 by Northwestern (2013 Gator)  
2 by NC State (1995 Peach)

### TOTAL OFFENSE

#### MOST YARDS

**MSU:** 605 vs. Georgia Tech (2014 Orange)  
569 vs. NC State (2015 Belk)  
533 vs. Rice (2013 Liberty)  
499 vs. North Carolina (1974 Sun)  
**Opponent:** 577 by Georgia Tech (2014 Orange)  
463 by Texas (1999 Cotton)  
433 by Miami [Ohio] (2016 St. Petersburg)

#### FEWEST YARDS

**MSU:** 158 vs. Georgetown (1941 Orange)  
195 vs. Nebraska (1980 Sun)  
**Opponent:** 145 by Rice (2013 Liberty)  
206 by Kansas (1981 Hall of Fame)  
219 by UCF (2007 Liberty)

#### MOST PLAYS

**MSU:** 86 vs. North Carolina (1993 Peach)  
84 vs. Georgia Tech (2014 Orange)  
**Opponent:** 90 by Clemson (1999 Peach)  
86 by Wake Forest (2011 Music City)

#### FEWEST PLAYS

**MSU:** 56 vs. NC State (1963 Liberty)  
59 vs. Texas A&M (2000 Independence)  
59 vs. Wake Forest (2011 Music City)  
**Opponent:** 48 by Rice (2013 Liberty)  
53 by North Carolina (1993 Peach)  
58 by Texas A&M (2000 Independence)

### MISCELLANEOUS TEAM RECORDS

#### MOST FIRST DOWNS

**MSU:** 33 vs. Georgia Tech (2014 Orange)  
27 vs. Rice (2013 Liberty)  
26 vs. NC State (2015 Belk)  
**Opponent:** 27 by Texas (1999 Cotton)  
26 by Georgia Tech (2014 Orange)

#### FEWEST FIRST DOWNS

**MSU:** 8 vs. Georgetown (1941 Orange)  
12 vs. Kansas (1981 Hall of Fame)  
12 vs. Duquesne (1937 Orange)  
**Opponent:** 7 by Rice (2013 Liberty)  
13 by North Carolina (1993 Peach)

#### MOST PENALTIES

**MSU:** 21 vs. Clemson (1999 Peach)  
11 vs. NC State (1963 Liberty)  
**Opponent:** 8 by Clemson (1999 Peach)  
7 by Kansas (1981 Hall of Fame)

#### MOST PENALTY YARDS

**MSU:** 188 vs. Clemson (1999 Peach)  
122 vs. NC State (1963 Liberty)  
**Opponent:** 90 by Georgetown (1941 Orange)  
82 by Clemson (1999 Peach)  
82 by Kansas (1981 Hall of Fame)

#### FEWEST PENALTIES

**MSU:** 1 vs. Duquesne (1937 Orange)  
2 vs. Rice (2013 Liberty)  
2 vs. Miami [Ohio] (2016 St. Petersburg)  
**Opponent:** 1 by Duquesne (1937 Orange)  
2 by NC State (1995 Peach)  
2 by North Carolina (1974 Sun)

#### FEWEST PENALTY YARDS

**MSU:** 5 vs. Duquesne (1937 Orange)  
23 vs. Michigan (2011 Gator)  
**Opponent:** 5 by Duquesne (1937 Orange)  
15 by NC State (1995 Peach)

#### MOST FUMBLES

**MSU:** 5 vs. Kansas (1981 Hall of Fame)  
5 vs. Nebraska (1980 Sun)  
**Opponent:** 3 by North Carolina (1974 Sun)  
2 by four teams

#### MOST FUMBLES LOST

**MSU:** 4 vs. Nebraska (1980 Sun)  
2 vs. Air Force (1991 Liberty)  
2 vs. Wake Forest (2011 Music City)  
**Opponent:** 2 by NC State (1963 Liberty)  
1 by eight teams

## INDIVIDUAL RECORDS

### PASSING

#### MOST COMPLETIONS

33 by Dak Prescott vs. Georgia Tech (2014 Orange)  
25 by Dak Prescott vs. NC State (2015 Belk)  
24 by Greg Plump vs. North Carolina (1993 Peach)  
18 by Chris Relf vs. Michigan (2011 Gator)  
17 by Dak Prescott vs. Rice (2013 Liberty)  
17 by Wayne Madkin vs. Clemson (1999 Peach)  
13 by Nick Fitzgerald vs. Miami [Ohio] (2016 St. Petersburg)  
13 by Derrick Taite vs. NC State (1995 Peach)  
12 by Tyler Russell vs. Northwestern (2013 Gator)  
12 by Chris Relf vs. Wake Forest (2011 Music City)  
12 by Matt Wyatt vs. Texas (1999 Cotton)

#### MOST ATTEMPTS

51 by Dak Prescott vs. Georgia Tech (2014 Orange)  
42 by Dak Prescott vs. NC State (2015 Belk)  
40 by Greg Plump vs. North Carolina (1993 Peach)  
38 by Wayne Madkin vs. Clemson (1999 Peach)  
28 by Dak Prescott vs. Rice (2013 Liberty)  
28 by Tyler Russell vs. Northwestern (2013 Gator)  
28 by Derrick Taite vs. NC State (1995 Peach)  
26 by Nick Fitzgerald vs. Miami [Ohio] (2016 St. Petersburg)  
24 by Matt Wyatt vs. Texas (1999 Cotton)  
23 by Chris Relf vs. Michigan (2011 Gator)  
20 by "PeeWee" Armstrong vs. Duquesne (1937 Orange)

#### MOST YARDS

453 by Dak Prescott vs. Georgia Tech (2014 Orange)  
380 by Dak Prescott vs. NC State (2015 Belk)  
287 by Greg Plump vs. North Carolina (1993 Peach)  
283 by Dak Prescott vs. Rice (2013 Liberty)  
281 by Chris Relf vs. Michigan (2011 Gator)  
176 by Wayne Madkin vs. Clemson (1999 Peach)  
156 by Matt Wyatt vs. Texas (1999 Cotton)  
141 by Derrick Taite vs. NC State (1995 Peach)  
136 by Nick Fitzgerald vs. Miami [Ohio] (2016 St. Petersburg)  
129 by Chris Relf vs. Wake Forest (2011 Music City)

#### MOST TOUCHDOWN PASSES

4 by Dak Prescott vs. NC State (2015 Belk)  
3 by Dak Prescott vs. Georgia Tech (2014 Orange)  
3 by Dak Prescott vs. Rice (2013 Liberty)  
3 by Chris Relf vs. Michigan (2011 Gator)  
2 by Tyler Russell vs. Northwestern (2013 Gator)  
2 by Wayne Madkin vs. Texas A&M (2000 Independence)

#### MOST INTERCEPTIONS THROWN

4 by Tyler Russell vs. Northwestern (2013 Gator)  
2 by Greg Plump vs. North Carolina (1993 Peach)  
2 by John Bond vs. Nebraska (1980 Sun)  
2 by Chris Relf vs. Wake Forest (2011 Music City)

### PUNTING

#### MOST PUNTS

11 by Blake McAdams vs. UCF (2007 Liberty)  
11 by Sonny Bruce vs. Georgetown (1941 Orange)

#### HIGHEST PUNTING AVERAGE

53.0 by Andy Russ vs. N.C. State (1995 Peach)—3 punts  
50.0 by Dana Moore vs. Nebraska (1980 Sun)—5 punts

#### BLOCKED PUNTS

Andre Bennett vs. NC State (1995 Peach)  
Hunter Corhern vs. Georgetown (1941 Orange)

### RECEIVING

#### MOST RECEPTIONS

9 by De'Runnya Wilson vs. Georgia Tech (2014 Orange)  
9 by Jameon Lewis vs. Rice (2013 Liberty)  
8 by Willie Harris vs. North Carolina (1993 Peach)  
6 by Joe Morrow vs. Georgia Tech (2014 Orange)  
6 by Fred Ross vs. Georgia Tech (2014 Orange)  
7 by Fred Ross vs. NC State (2015 Belk)

#### MOST YARDS

220 by Jameon Lewis vs. Rice (2013 Liberty)  
127 by Willie Harris vs. North Carolina (1993 Peach)  
117 by Joe Morrow vs. Georgia Tech (2014 Orange)  
105 by De'Runnya Wilson vs. Georgia Tech (2014 Orange)  
102 by Fred Ross vs. Georgia Tech (2014 Orange)  
96 by De'Runnya Wilson vs. NC State (2015 Belk)  
79 by LaDarius Perkins vs. Michigan (2011 Gator)  
79 by Mardye McDole vs. Nebraska (1980 Sun)  
78 by Brandon Holloway vs. NC State (2015 Belk)  
74 by Fred Ross vs. NC State (2015 Belk)

#### MOST TOUCHDOWN RECEPTIONS

2 by Brandon Holloway vs. NC State (2015 Belk)  
2 by De'Runnya Wilson vs. Georgia Tech (2014 Orange)  
1 by Fred Ross vs. NC State (2015 Belk)  
1 by De'Runnya Wilson vs. NC State (2015 Belk)  
1 by Fred Ross vs. Georgia Tech (2014 Orange)  
1 by Malcolm Johnson vs. Rice (2013 Liberty)  
1 by LaDarius Perkins vs. Rice (2013 Liberty)  
1 by Artimus Samuel vs. Rice (2013 Liberty)  
1 by Arceto Clark vs. Northwestern (2013 Gator)  
1 by Malcolm Johnson vs. Northwestern (2013 Gator)  
1 by Michael Carr vs. Michigan (2011 Gator)  
1 by Arceto Clark vs. Michigan (2011 Gator)  
1 by Arceto Clark vs. Wake Forest (2011 Music City)  
1 by Ricco Sanders vs. Michigan (2011 Gator)  
1 by Donald Lee vs. Texas A&M (2000 Independence)  
1 by Dizenzo Miller vs. Texas A&M (2000 Independence)  
1 by Dontae Walker vs. Clemson (1999 Peach)  
1 by Lahitia Grant vs. Texas (1999 Cotton)  
1 by Olanda Truitt vs. North Carolina (1993 Peach)  
1 by Trenell Edwards vs. Air Force (1991 Liberty)  
1 by Michael Haddix vs. Nebraska (1980 Sun)  
1 by Fred Walters vs. Duquesne (1937 Orange)

### RUSHING

#### MOST ATTEMPTS

24 by Anthony Dixon vs. UCF (2007 Liberty)  
24 by Walter Packer vs. North Carolina (1974 Sun)  
23 by Donald Ray King vs. Nebraska (1980 Sun)  
22 by James Johnson vs. Texas (1999 Cotton)  
20 by Vick Ballard vs. Michigan (2011 Gator)  
20 by Terry Vitrano vs. North Carolina (1974 Sun)  
19 by LaDarius Perkins vs. Northwestern (2013 Gator)  
18 by Nick Fitzgerald vs. Miami [Ohio] (2016 St. Petersburg)  
17 by John Bond vs. Kansas (1981 Hall of Fame)

#### MOST YARDS

183 by Walter Packer vs. North Carolina (1974 Sun)  
180 by Vick Ballard vs. Wake Forest (2011 Music City)  
164 by Terry Vitrano vs. North Carolina (1974 Sun)  
143 by Dontae Walker vs. Texas A&M (2000 Independence)  
134 by Nick Fitzgerald vs. Miami [Ohio] (2016 St. Petersburg)  
112 by James Johnson vs. Texas (1999 Cotton)

#### MOST RUSHING TOUCHDOWNS

3 by Vick Ballard vs. Michigan (2011 Gator)  
3 by Dontae Walker vs. Texas A&M (2000 Independence)  
2 by Nick Fitzgerald vs. Miami [Ohio] (2016 St. Petersburg)  
2 by Dak Prescott vs. Rice (2013 Liberty)  
2 by Vick Ballard vs. Wake Forest (2011 Music City)  
2 by Walter Packer vs. North Carolina (1974 Sun)

### SCORING

#### MOST POINTS SCORED

18 by Vick Ballard vs. Michigan (2011 Gator)  
18 by Dontae Walker vs. Texas A&M (2000 Independence)  
16 by Tim Rogers vs. NC State (1995 Peach)  
12 by Nick Fitzgerald vs. Miami [Ohio] (St. Petersburg)  
12 by Brandon Holloway vs. NC State (2015 Belk)  
12 by De'Runnya Wilson vs. Georgia Tech (2014 Orange)  
12 by Dak Prescott vs. Rice (2013 Liberty)  
12 by Vick Ballard vs. Wake Forest (2011 Music City)  
12 by Walter Packer vs. North Carolina (1974 Sun)  
10 by Evan Sobiesk vs. Georgia Tech (2014 Orange)

#### MOST FIELD GOALS ATTEMPTED

6 by Tim Rogers vs. NC State (1995 Peach)  
3 by Dana Moore vs. Kansas (1981 Hall of Fame)  
2 by Evan Sobiesk vs. Georgia Tech (2014 Orange)  
2 by Devon Bell vs. Northwestern (2013 Gator)  
2 by Brian Hazelwood vs. Texas (1999 Cotton)  
2 by Chris Gardner vs. North Carolina (1993 Peach)  
2 by Vic Nickels vs. North Carolina (1974 Sun)  
2 by Justin Canale vs. NC State (1963 Liberty)

#### MOST FIELD GOALS MADE

5 by Tim Rogers vs. NC State (1995 Peach)  
2 by Evan Sobiesk vs. Georgia Tech (2014 Orange)  
2 by Devon Bell vs. Northwestern (2013 Gator)  
2 by Vic Nickels vs. North Carolina (1974 Sun)

### MISCELLANEOUS

#### MOST INTERCEPTIONS

2 by Nickoe Whitley vs. Northwestern (2013 Gator)  
1 by many players (most recent follow)  
1 by Jamoral Graham vs. Miami [Ohio] (2016 St. Petersburg)  
1 by Brandon Bryant vs. NC State (2015 Belk)  
1 by Gerri Green vs. NC State (2015 Belk)

### MSU LONG PLAYS

#### LONGEST RUSH

72, Vick Ballard vs. Wake Forest (2011 Music City)

#### LONGEST PASS

81, Chris Relf to LaDarius Perkins vs. Michigan (2011 Gator)

#### LONGEST PUNT

82, Ike Pickle vs. Duquesne (1937 Orange)

#### LONGEST FIELD GOAL

47, Devon Bell vs. Northwestern (2013 Gator)  
47, Dana Moore vs. Nebraska (1980 Sun)

#### LONGEST PUNT RETURN

50, Keffer McGee vs. NC State (1995 Peach)

#### LONGEST KICKOFF RETURN

62, Glen Young vs. Nebraska (1980 Sun)

#### LONGEST INTERCEPTION RETURN

40, Derek Pegues vs. UCF (2007 Liberty)

### OPPONENT LONG PLAYS

#### LONGEST RUSH

69, Synjyn Davis of Georgia Tech (2014 Orange)

#### LONGEST PASS

72, B. Brumbaugh to E. Hefferle of Duquesne (1937 Orange)

#### LONGEST PUNT

63, Bucky Scribner of Kansas (1981 Hall of Fame)

#### LONGEST FIELD GOAL

47, Kris Stockton of Texas (1999 Cotton Bowl)

#### LONGEST PUNT RETURN


24, Bracey Walker of North Carolina (1993 Peach)

#### LONGEST KICKOFF RETURN

41, Martavious Odoms of Michigan (2011 Gator)

#### LONGEST INTERCEPTION RETURN

44, Cliff Baskerville of North Carolina (1993 Peach)



# MISSISSIPPI STATE DUQUESNE

# 12 13

January 1, 1937 • Orange Bowl • Miami, Fla.

A desperation 72-yard touchdown pass from tailback Boyd Brumbaugh to end Ernie Hefferlie spelled an end to Mississippi State's upset hopes as Duquesne edged the Bulldogs 13-12 in the first decade of Orange Bowl history.

With time running out, coach John "Little Clipper" Smith's Dukes went to the air. His team had thrown six straight incompletions before Brumbaugh heaved one after fading back all the way to his own 20-yard line. Hefferlie cradled it in at the State 25 and scored untouched for the game-winner.

"A shouting, shirt-sleeved crowd of 9,210 went wild when Brumbaugh's bull's eye in the final period pulled the Dukes from almost certain defeat," a local newspaper account detailed.

Coach Ralph Sasse's Bulldogs, who ended the year at a hearty 7-3-1 after the post-season clash, scored first on a 10-yard run by back Ike Pickle. Pickle later boomed an 82-yard punt for an Orange Bowl record that still stands.

After Brumbaugh plunged 1 yard and a PAT kick put the Dukes of Pittsburgh, Pa., ahead 7-6, State reversed the advantage again when tailback Pee Wee Armstrong of Meridian lofted a 40-yard touchdown pass to Fred Walters of Laurel to give the Bulldogs a 12-7 lead. That same twosome had combined for a 65-yard scoring pass to give MSU a stunning 13-7 upset at Army during the 1935 season.

Armstrong's scintillating passes had provided State with the impetus to gain the lead. His aerial strikes set up Pickle's touchdown run prior to his throw to Walters to gain Mississippi State the lead.

Brumbaugh later found Hefferlie for the game-winning TD pass in the fourth quarter. The Dukes edged State after two Bulldog conversion tries had failed.

The narrow loss to Duquesne was a microcosm of the '36 season for State. The Maroons lost three games by a total of 20 points.

Mississippi State	6	6	0	0	=	12
Duquesne	0	7	0	6	=	13

MSU — Pickle 10 run (kick failed)

DU — Brumbaugh 1 run (Brumbaugh kick)

MSU — Walters 40 pass from Armstrong (kick failed)

DU — Hefferlie 72 pass from Brumbaugh (kick failed)

	MSU	DU
<b>First Downs</b>	12	14
<b>Rushing Yards</b>	111	199
<b>Passing Yards</b>	159	110
<b>Passes (C-A-I)</b>	8-23-0	5-15-4
<b>Total Offense</b>	270	309
<b>Fumbles-Lost</b>	0-0	0-0
<b>Penalties-Yards</b>	1-5	1-5







# #9 MISSISSIPPI STATE 14

# #13 GEORGETOWN 7

January 1, 1941 • Orange Bowl • Miami, Fla.

The Associated Press proclaimed following State's standout season: "Mississippi State reigns as undisputed king of football in the Deep South. State's 13-0 trouncing of Alabama and subsequent acceptance of an Orange Bowl bid eliminated any doubt that the Maroons were gridiron kings of these parts."

Almost a year before the United States of America officially entered World War II, Mississippi State downed the Georgetown Hoyas (who reigned strongly in Eastern football circles in those days) 14-7 in the '41 Orange Bowl to end the year with a 10-0-1 record and a No. 9 ranking nationally.

Coach Allyn McKeen's crew scored in the first quarter when tackle John Tripson covered a blocked Hoya punt in the end zone and Wilbur Dees' extra point gave the Bulldogs a quick 7-0 lead.

State's rugged defense took control in the second quarter after the Bulldogs had jumped ahead 14-0 when tailback Billy Jefferson scored on a 2-yard dive play and Sonny Bruce kicked the PAT.

Georgetown dented Coach McKeen's vaunted defense for the lone Hoyas' TD of the day in the third quarter when Benny Castiglia hit paydirt on a 2-yard run. But MSU managed good ball control behind the running of tailback Harvey Johnson and the defensive work of all-America end Buddy Elrod to secure its first bowl win.

State was led by Starkville native Hunter Corhern, a captain of the team and an outstanding guard. MSU was considered to have the finest line in the South during the '40 season, a group that boasted three all-Southeastern Conference performers, plus the aforementioned Elrod, a consensus all-America.

When asked to compare all his great teams at Mississippi State, head coach Allyn McKeen said, "Some of the school's greatest wins came during the 1939 season, but I have to go with the 1940 team as my best."

Mississippi State	7	7	0	0	=	14
Georgetown	0	0	7	0	=	7


MSU — Tripson blocked-punt recovery (Dees kick)

MSU — Jefferson 2 run (Bruce kick)

GU — Castiglia 2 run (Lio kick)

	MSU	GU
<b>First Downs</b>	8	14
<b>Rushing Yards</b>	106	125
<b>Passing Yards</b>	52	104
<b>Passes (C-A-I)</b>	5-11-0	10-23-3
<b>Total Offense</b>	158	229
<b>Fumbles-Lost</b>	2-0	1-0
<b>Penalty Yards</b>	71	90

Attendance: 29,554





# MISSISSIPPI STATE NC STATE

# 16 12

December 21, 1963 • Philadelphia Stadium • Philadelphia, Penn.

Hot coffee froze on press box ledges between kickoff and halftime, but the action on the field was warm enough to offset eight-degree temperatures and 17 mile-per-hour winds outside as coach Paul Davis' Bulldogs took a 16-12 win over the North Carolina State Wolfpack.

As the Bulldogs capped a 7-2-2 season before their first national television audience (on NBC, with the legendary Lindsey Nelson providing play-by-play) at Philadelphia Stadium, a blocked punt helped provide MSU's margin of victory for the second bowl game in a row.

In the first quarter, MSU end Bill McGuire blocked a Dave Houtz punt at the N.C. State 26, and fellow end Tommy Inman scooped up the loose football and ran it 11 yards for an MSU score. Justin Canale's PAT made it 7-0. Quarterback Sonny Fisher gave the Bulldogs a little more breathing room later in the period as the Laurel, Miss., resident sprinted 3 yards for a second touchdown. Canale's extra-point kick failed, but the future pro football standout later redeemed himself.

He gave MSU a 16-0 second-quarter lead with a 43-yard field goal into the gusty wind.

But North Carolina State made a bit of a comeback bid, aided by 122 yards on 11 penalties assessed against the aggressive Bulldogs. The Wolfpack scored the last two touchdowns of the game, but both two-point conversion attempts failed.

Coach Davis and his team had heaters on the State bench and a Plexiglas canopy to protect them from the frigid air.

"The defense did a good job all day, especially considering the conditions," Davis said. "We had a stronger line."



Mississippi State	13	3	0	0	=	16
NC State	0	6	0	6	=	12

MSU — Inman 11 blocked-punt return (Canale kick)

MSU — Fisher 3 run (kick failed)

MSU — Canale 43 FG

NCSU — Rossi 1 run (pass failed)

NCSU — Barlow 5 pass from Rossi (pass failed)


	MSU	NCSU
<b>First Downs</b>	16	15
<b>Rushing Yards</b>	53-275	52-176
<b>Passing Yards</b>	28	58
<b>Passes (C-A-I)</b>	3-6-1	5-12-0
<b>Total Offense</b>	303	234
<b>Fumbles-Lost</b>	2-1	2-2
<b>Penalties-Yards</b>	11-122	3-25

**Rushing:** (MSU) Granger 13-94, Fisher 16-81 1TD, Burrell, 10-69, Hodges 8-21, Sparks 4-18, Edwards 2-(-8); (NCSU) Rossi 18-67 1TD, Falzarano 12-42, Scarpati 7-22, Kazarsky 7-21, Clark 7-17, Houtz 1-7.

**Passing:** (MSU) Edwards 1-1-18-0; Fisher 2-5-10-1; (NCSU) Rossi 5-12-58-0 1TD.

**Receiving:** (MSU) Bland 2-17, Inman 1-11; (NCSU) Barlow 3-30 1TD, Clark 1-23, Scarpati 1-5.

**Attendance:** 8,309



# MISSISSIPPI STATE NORTH CAROLINA

# 26 24

December 28, 1974 • Sun Bowl • El Paso, Texas

Mississippi State's 26-24 Sun Bowl win over North Carolina was one of the truly great contests of the 1974-75 bowl season.

Coach Bob Tyler's Bulldogs, who finished 9-3 and 18th in the nation, set the stage for the game when Most Valuable Offensive Player Terry Vitrano took a handoff from quarterback Rocky Felker and sprinted 55 yards on the game's opening play.

While a rising fog blanketed the field during most of the first half, Vitrano gained big chunks of real estate to end the day with 164 yards on 20 carries, including a game-winning, two-yard touchdown run.

That run capped a 6:29 drive that ate most of the fourth-quarter clock, ending at the 3:41 mark. Three times MSU faced third downs on the drive and State faced a fourth-and-2 at the UNC 25-yard line, where Felker called his own number, clawing for 15 yards. Felker then ran eight more yards to set up Vitrano winning score.

The drive reminded both Tyler and Felker of the Bulldogs' 29-28 win over Memphis State earlier in the year, a game in which State drove 98 yards in the closing two minutes for the win.

All-America defensive tackle Jimmy Webb, named Most Valuable Defensive Player in the game, registered one of his most critical 12 tackles of the day on a fourth-and-short situation at midfield in the fourth quarter to preserve the MSU win.

MSU's All-SEC tailback Walter Packer piled up 183 yards on 24 attempts, scoring on runs of 1 and 16 yards while Vic Nickels kicked field goals of 24 and 32 yards.

Mississippi State's 455 yards of rushing, which still stand as a Sun Bowl record, were just a bit much for the Tar Heels, coached by MSU grad Bill Dooley.

"This team was better than we expected in a lot of ways," Tyler said. "I think we're a year ahead. We established unity in our program that usually takes two seasons to establish. I've never been more confident or enthusiastic about the future than I am right now."



Mississippi State	7	3	10	6	=	26
North Carolina	7	0	14	3	=	24

MSU — Packer 1 run (Nickels kick)

UNC — Betterson 1 run (Alexander kick)

MSU — Nickels 24 FG

UNC — Betterson 6 run (Alexander kick)

MSU — Packer 16 run (Nickels kick)

UNC — Jerome 29 pass from Kupec (Alexander kick)

MSU — Nickels 32 FG

UNC — Alexander 26 FG

MSU — Vitrano 2 run (kick failed)

	MSU	UNC
<b>First Downs</b>	25	22
<b>Rushes-Yards</b>	68-455	54-277
<b>Passing Yards</b>	44	125
<b>Passes (C-A-I)</b>	3-8-0	5-15-1
<b>Total Offense</b>	499	402
<b>Fumbles-Lost</b>	1-1	3-0
<b>Penalties-Yards</b>	5-45	2-30

**RUSHING:** (MSU) Packer 24-183 2TD, Vitrano 20-164 1TD, Felker 14-69, Johnson 7-22, Smith 3-17; (UNC) Voight 17-90, Betterson 19-84 2TD, Oliver 9-57, Lamens 4-32, Jerome 4-14, Kupec 1-(-10).

**PASSING:** (MSU) Felker 2-7-33-0; Johnson 1-1-11-0; (UNC) Kupec 5-15-125-1 1TD.

**RECEIVING:** (MSU) Lewis 2-27, Barkum 1-17; (UNC) Norton 2-61, Jerome 2-42 1TD, Waddell 1-22.

**Attendance:** 26,035





# #17 MISSISSIPPI STATE 17

# #8 NEBRASKA 31

December 27, 1980 • Sun Bowl • El Paso, Texas

The scene was the same as six years earlier in the Sun Bowl when Mississippi State engaged a team that had as much talent as any football power in the nation.

This bowl trip proved to be less successful, however, as coach Tom Osborne's Huskers prevailed in a 31-17 contest.

Mississippi State had won five consecutive regular-season games to enter the contest with a 9-2 record under coach Emory Bellard, but Nebraska was just a bit too deep and powerful as the Huskers took a 17-0 halftime lead.

State's high-powered offensive attack, which set school records for total offense and rushing offense, later cut the margin to 24-17 behind the option play of freshman quarterback John Bond of Valdosta, Ga. He ran for one touchdown on a 1-yard sneak and hit all-SEC tailback Michael Haddix of Walnut, Miss., for an 11-yard TD pass and MSU's final touchdown.

The day, however, belonged to Nebraska's defense, which held Bond to minus-8 yards rushing on 16 carries, and to seven completions in 19 attempts with two interceptions.

Sophomore kicking specialist Dana Moore from Baton Rouge, La., booted a 47-yard field goal and had a 64-yard punt, enabling him to achieve an MSU-record, 50-yard punting average for the afternoon.

"I am proud of our team and the season we had," Bellard said. "We just flat out gave Nebraska too many opportunities. Our defense played well enough to win. Looking at what we have, we will be back next year."



Mississippi State	0	0	3	14	=	17
Nebraska	7	10	7	7	=	31

UN — Brown 23 run (Seibel kick), 12:30 1st

UN — Seibel 22 FG, 3:23 2nd

UN — Finn 8 pass from Quinn (Seibel kick), 1:57 2nd

MSU — Moore 47 FG, 7:12 3rd

UN — Franklin 2 run (Seibel kick), 2:16 3rd

MSU — Bond 1 run (Morgan kick), 11:44 4th

UN — McCrady 52 pass from Quinn (Seibel kick), 3:21 4th

MSU — Haddix 11 pass from Bond (Morgan kick), 1:00 4th

	MSU	UN
<b>First Downs</b>	15	16
<b>Rushes-Yards</b>	53-93	54-159
<b>Passing Yards</b>	102	159
<b>Passes (C-A-I)</b>	7-19-2	9-19-1
<b>Total Offense</b>	195	318
<b>Fumbles-Lost</b>	5-4	1-1
<b>Penalties-Yards</b>	4-30	4-37

**RUSHING:** (MSU) King 23-96, Haddix 4-14, Wonsley 1-8, McDole 5-7, Collins 1-2, Parenton 2-(-4), Bond 16-(-8), Moore 1-(-21); (UN) Franklin 17-67 1TD, Redwine 13-42, Brown 1-23 1TD, Craig 5-13, Steels 2-9, Kotera 2-7, Johnson 3-3, Quinn 11-(-5).

**PASSING:** (MSU) Bond 7-19-102-2 1TD; (UN) Quinn 9-19-151-1 2TD.

**RECEIVING:** (MSU) McDole 4-69, Price 1-25, Haddix 1-11 1TD, Doss 1-7; (UN) McCrady 2-107 1TD, Brown 2-16, Steels 2-14, Davies 1-9, Finn 1-8 1TD, Kotera 1-5.

**Attendance:** 34,723.



# MISSISSIPPI STATE 10 KANSAS 0

December 31, 1981 • Legion Field • Birmingham, Ala.

With Defensive Most Valuable Player and all-America linebacker Johnnie Cooks of Leland, Miss., leading a fierce charge, Mississippi State scored its first bowl shutout win by downing the Kansas Jayhawks of the Big Eight Conference 10-0 to improve its bowl record to 4-2.

It was, indeed, a day for the defense.

The Bulldogs, aided by a steady mist that fell throughout the day, held Kansas to 35 yards rushing on 40 attempts, intercepted a pair of Jayhawk passes, and forced a fumble. State recorded its first shutout since 1979.

Lightning struck early for the Bulldogs as all-SEC defensive back Rob Fesmire of Nashville, Tenn., recovered a Ricky Green fumble on the opening kickoff and the opportunistic Bulldogs scored on the next play. Quarterback John Bond, State's Offensive Most Valuable Player and the game's MVP, sprinted 17 yards around right end on the first play from scrimmage and Bob Morgan's PAT gave the Bulldogs an early 7-0 lead.

Place-kicker Dana Moore iced the game with a 22-yard field goal with just over 11 minutes left in the first half for the final margin of victory. The Bulldogs advanced to 8-4 and moved up to 17th in the final AP national poll.

Moore also set a record, averaging 49.1 yards per punt on nine kicks.

Wingback Danny Knight of Natchez, Miss., contributed a big 37-yard sprint down the left sideline on a third-and-long situation while Cooks, defensive tackles Glen Collins, Earnest Barnes and a number of unsung heroes on the specialty teams gathered together to provide the Bulldogs with the ingredients necessary for a satisfying bowl win.

"The whole defensive unit played extremely well," MSU head coach Emory Bellard said. "We didn't ring the bell quite enough on offense, but we did move the ball down the field a good bit."

Mississippi State	7	3	0	0	=	10
Kansas	0	0	0	0	=	0

MSU — Bond 17 run (Morgan kick)

MSU — Moore 22 FG

	MSU	KU
<b>First Downs</b>	12	14
<b>Rushing Yards</b>	53-236	40-35
<b>Passing Yards</b>	51	171
<b>Passes (C-A-I)</b>	5-16-0	15-31-2
<b>Total Offense</b>	287	206
<b>Fumbles-Lost</b>	5-1	1-1
<b>Penalties-Yards</b>	10-65	7-82

**RUSHING:** (MSU) Knight 10-79, Bond 17-79 1TD, King 14-38, Haddix 7-25, Windham 3-5, Edwards 1-5, Wonsley 1-5; (KU) Taylor 20-61, Jones 7-20, Green 1-(-2), Smith 7-(-9), Frederick 5-(-35).

**PASSING:** (MSU) Bond 5-16-51-0; (KU) Smith 8-22-61-2; Frederick 7-9-110-0.

**RECEIVING:** (MSU) Haddix 2-16, Price 1-15, Richardson 1-13, Aldredge 1-7; (KU) Taylor 7-41, Johnson 3-34, Capers 2-57, Bastin 2-20, Jones 1-19.

**Attendance:** 41,672





# MISSISSIPPI STATE AIR FORCE

# 15 38

December 29, 1991 • Liberty Bowl • Memphis, Tenn.

An all-time Liberty Bowl crowd of 61,497 looked on as the wishbone-attack of the Air Force Academy spoiled Mississippi State's return to the bowl scene with a 38-15 victory over the Bulldogs in the 33rd annual Liberty Bowl postseason contest.

Directed by all-WAC quarterback and Liberty Bowl MVP Rob Perez, the Falcons piled up 318 net yards rushing while attempting only two passes in this ESPN telecast. A potent ground attack earned AFA a 37:34-22:26 edge in possession time.

The Falcons jumped on MSU early as they posted three unanswered touchdowns before the Bulldogs dented the scoreboard just before halftime. AFA scored on a pair of 1-yard plunges by Jason Jones and Perez in the opening stanza. A 35-yard fumble return by Air Force's Shannon Yates at the 6:12 mark of the second quarter stretched the lead to 21-0.

The Bulldogs got on the scoreboard with the final score of the first half, a 4-yard touchdown pass from quarterback Sleepy Robinson to tight end Trenell Edwards.

After the intermission, AFA added a third-quarter, 20-yard field goal by Joe Wood and a 31-yard touchdown gallop by Scott Hufford to build the Falcons' insurmountable lead to 31-7 with 14:19 remaining in the contest.

Making its first bowl appearance in 10 years, MSU scored its final points on a 7-yard run by fullback Michael Davis with 7:23 left on the game clock.



Mississippi State	0	7	0	8	=	15
Air Force	14	7	3	14	=	38

AFA — Jones 1 run (Wood kick), 5:07 1st

AFA — Perez 1 run (Wood kick), 2:11 1st

AFA — Yates 35 fumble return (Wood kick), 6:12 2nd

MSU — Edwards 4 pass from Robinson (Gardner kick), 0:35 2nd

AFA — Wood 20 FG, 2:31 3rd

AFA — Hufford 31 run (Wood kick), 14:19 4th

MSU — Davis 7 run (Robinson pass from Jordan), 7:23 4th

AFA — Simpson fumble recovery (Wood kick), 6:05 4th

	MSU	AFA
<b>First Downs</b>	18	19
<b>Rushes-Yards</b>	36-163	69-318
<b>Passing Yards</b>	121	10
<b>Passes (C-A-I)</b>	13-24-1	1-2-1
<b>Total Offense</b>	284	328
<b>Fumbles-Lost</b>	3-2	2-0
<b>Penalties-Yards</b>	5-35	4-31
<b>Time of Possession</b>	22:26	37:34

**RUSHING:** (MSU) Roberts 8-62, Robinson 15-41, Williamson 5-28, Davis 2-18 1TD, Jordan 3-7, Prince 2-7, Galloway 1-0; (AFA) Perez 26-114 1TD, Jones 21-73 1TD, Gray 1-33, Hufford 1-31 1TD, Banks 5-23, Baker 4-18, Onuoha 5-12, Young 4-11, Parisi 2-3.

**PASSING:** (MSU) Robinson 6-12-49-0 1TD; Jordan 7-12-72-1; (AFA) Perez 1-2-10-1.

**RECEIVING:** (MSU) Roberts 4-28, W. Harris 3-37, Edwards 2-25 1TD, Davis 2-19, Prince 1-9, James 1-3; (AFA) Wilkie 1-10.

**Attendance:** 61,497





# #24 MISSISSIPPI STATE 17 #19 NORTH CAROLINA 21

January 1, 1993 • The Georgia Dome • Atlanta, Ga.

Despite jumping out to a 14-0 first-quarter lead, Mississippi State couldn't hold off a North Carolina squad playing an inspired second half as the Tar Heels posted a 21-17 victory in the first Peach Bowl held inside The Georgia Dome.


The Bulldogs jumped on top early, scoring on their first possession when Greg Plump found Olanda Truitt on a 2-yard touchdown pass. MSU added to that lead when Kenny Roberts raced 22 yards on the final play of the first quarter to give the Bulldogs a 14-0 lead.

State had a chance to put the game away in the second quarter, but a pair of Plump-to-Truitt touchdown passes were called back due to Bulldog holding penalties.

Trailing 14-0 at halftime, North Carolina took the second half kickoff and drove 82 yards to score on Natrone Means' 1-yard plunge. Later in the third period, the Tar Heels' Bracey Walker broke through to block a Todd Jordan punt and raced 24 yards into the end zone to tie the game at 14-14.

North Carolina took the lead for good early in the fourth quarter when UNC's Cliff Baskerville intercepted a Plump pass and returned it 44 yards for the go-ahead touchdown.

After Chris Gardner's 46-yard field goal made the score 21-17, the Bulldogs had their chances to win the game late. MSU drove inside the Tar Heel 30 twice in the game's final three minutes, but an interception and loss on downs, respectively, doomed the Bulldogs' final chances.



Mississippi State	14	0	0	3	=	17
North Carolina	0	0	14	7	=	21

MSU — Truitt 2 pass from Plump (Gardner kick), 11:09 1st

MSU — Roberts 22 run (Gardner kick), 0:00 1st

UNC — Means 1 run (Pignetti kick), 12:39 3rd

UNC — Walker 24 blocked-punt return (Pignetti kick), 6:38 3rd

UNC — Baskerville 44 interception return (Pignetti kick), 12:36 4th

MSU — Gardner 46 FG, 8:42 4th

	MSU	UNC
<b>First Downs</b>	24	13
<b>Rushes-Yards</b>	41-144	36-149
<b>Passing Yards</b>	296	106
<b>Passes (C-A-I)</b>	25-45-2	7-17-2
<b>Total Offense</b>	450	255
<b>Fumbles-Lost</b>	1-0	1-1
<b>Penalties-Yards</b>	9-87	4-36
<b>Time of Possession</b>	34:33	25:27

**RUSHING:** (MSU) Roberts 9-64 1TD, Davis 10-32, T. James 6-24, Prince 5-19, Jordan 1-9, Hudson 1-5, Truitt 1-0, Plump 8-(-9); (UNC) Means 21-128 1TD, Faulkerson 4-9, Thomas 9-6, Jordan 1-3, Brooks 1-3.

**PASSING:** (MSU) Plump 24-40-2 287 1TD, Jordan 1-4-0 9, Hudson 0-1-0 0; (UNC) Thomas 7-16-2 106, Jerry 0-1-0 0.

**RECEIVING:** (MSU) Wi.Harris 8-127, Roberts 5-49, Truitt 3-31 1TD, Prince 2-23, Clanton 2-21, James 2-0, Ward 1-20, C.Jones 1-16, Knight 1-9; (UNC) Brooks 2-60, Jerry 2-20, Means 1-15, Holliday 1-13, Felton 1-(-2).

**Attendance:** 69,125



# #16 MISSISSIPPI STATE 24

# #23 NC STATE 28

January 2, 1995 • The Georgia Dome • Atlanta, Ga.

For the second time in three years, Mississippi State earned a berth in the Peach Bowl. And for the second time in three years, the Bulldogs held a third-quarter lead over its counterpart. But again, State could not maintain that advantage, dropping a 28-24 decision to NC State.

Like it had done two years prior, Mississippi State gained an early advantage in this Peach Bowl match-up. Place-kicker Tim Rogers, MSU's Offensive Player of the Game, booted a 37-yard field goal just 2:21 into the contest, and the Bulldogs had a 3-0 advantage. It would be the first of a bowl-record and school-standard tying five field goals for Rogers.

But, as NC State was able to do throughout the game, the Wolfpack erased that early lead. Running back Tremayne Stephens capped an 80-yard drive with a 2-yard touchdown run to give NCSU a 7-3 lead.

Rogers and Steve Videtich traded field goals around the first-quarter break before the Bulldogs mounted a touchdown drive of their own. Senior running back Michael Davis scored from 11 yards out to give MSU a 13-10 edge.

A pair of big plays opened the door for the Bulldogs to take control of the game as the second half began. Forcing the 'Pack to punt on their first series of the second half, Andre Bennett blocked the NC State kick into the end zone for a safety, and MSU had a two-point lead.

On the ensuing free kick, Keffer McGee returned the punt a bowl-record 50 yards, putting the Bulldogs in business at the NCSU 15-yard line. Unable to advance the ball into the end zone, State settled for a Rogers field goal and its lead was just 18-13.

Three plays later, however, Larry Williams, State's Defensive Player of the Game, put his team back in scoring position with a standout defensive play. On a second-and-16 play from the NCSU 30, Williams sacked quarterback Terry Harvey, stripped him of the football, and then recovered the pigskin at the 21.

But once again, the Bulldog attack was not able to capitalize, and Rogers was forced to convert a 36-yard field goal.

Rejuvenated by the disaster averted, NC State struck for a game-tying touchdown and two-point conversion at the close of the third period. Harvey hit Dallas Dickerson from 3 yards out for the score, and then ran for the extra points.

The Wolfpack used a big play of their own, a 62-yard pass play to set up their go-ahead score. Freshman fullback Carlos King bulled in from 11 yards away and State was down 28-21.

Mississippi State	6	7	8	3	=	24
NC State	7	6	8	7	=	28

MSU — Rogers 37 FG, 12:29 1st

NCSU — Stephens 2 rush (Videtich kick), 9:21 1st

MSU — Rogers 21 FG, 2:57 1st

NCSU — Videtich 45 FG, 13:21 2nd

MSU — Davis 11 run (Rogers kick), 7:29 2nd

NCSU — Videtich 36 FG, 0:08 2nd

MSU — Safety (blocked punt), 13:27 3rd

MSU — Rogers 29 FG, 10:45 3rd

MSU — Rogers 36 FG, 8:36 3rd

NCSU — Dickerson 3 pass from Harvey (Harvey run), 1:12 3rd

NCSU — King 11 run (Videtich kick), 13:06 4th

MSU — Rogers 30 FG, 4:47 4th

	MSU	NCSU
<b>First Downs</b>	16	20
<b>Rushes-Yards</b>	35-117	48-172
<b>Passing Yards</b>	185	164
<b>Passes (C-A-I)</b>	14-29-0	14-25-1
<b>Total Offense</b>	302	336
<b>Fumbles-Lost</b>	0-0	2-1
<b>Penalties-Yards</b>	6-53	2-15
<b>Time of Possession</b>	26:49	33:11

**RUSHING: (MSU)** Davis 13-51 1TD, Bouie 12-51, McCrary 3-10, Moulds 2-10, Clark 2-(-1), Taite 3-(-4); **(NCSU)** Stephens 21-105 1TD, King 6-38 1TD, Brown 7-25, Hill 1-4, Fitzgerald 3-3, Bender 2-3, Harvey 7-0, Grissett 1-(-6).

**PASSING: (MSU)** Taite 13-28-0 141, Clark 1-1-0 44; **(NCSU)** Harvey 11-18-0 139 1TD, Bender 3-7-1 25.

**RECEIVING: (MSU)** McCrary 3-39, C. Jones 3-39, Watkins 3-20, McGee 2-62, Bouie 1-11, M. Brown 1-9, Moulds 1-5; **(NCSU)** Dickerson 3-31 1TD, Grissett 2-68, Guffie 2-30, King 2-9, Fitzgerald 2-5, Stephens 1-9, Thomas 1-8, Hill 1-4.

**Attendance:** 64,902



# #23 MISSISSIPPI STATE 11

# #20 TEXAS 38

January 1, 1999 • Cotton Bowl • Dallas, Texas

Playing in their first traditional New Year's Day bowl game since the 1941 Orange Bowl, the Bulldogs faced an enormous task in trying to stop the University of Texas and its Heisman Trophy winner Ricky Williams. Behind Williams' Cotton Bowl record 203 yards rushing and two touchdowns, the Longhorns snapped their seven-game losing slide to Jackie Sherrill and defeated Mississippi State 38-11 in the Southwestern Bell Cotton Bowl Classic.

Texas struck early in the contest behind the arm of quarterback Major Applewhite. The freshman found Wayne McGarity late in the opening period on a 59-yard scoring strike, giving Texas an early 7-0 lead.

The Longhorns took advantage of good field position and a long pass play to take a 14-0 lead, as Applewhite again called McGarity's number for a 52-yard touchdown with 5:11 to go in the first half.

Mississippi State would close out the scoring in the half with a 39-yard field goal from senior Brian Hazelwood.

After showcasing their passing game in the first half, Texas began to exploit a tired Bulldog defense with a running game that featured the NCAA's career rushing leader in Williams, who got the scoring started in the second half with a 37-yard gallop to stretch the Longhorns' lead to 21-3 just 2:26 into the second half. A Kris Stockton field goal would extend the UT lead to 24-3 six minutes later.

The Bulldog offense, led by James Johnson's 112 yards on the ground, still struggled to find its niche against a stubborn Texas defense. An injury to star all-purpose receiver Kevin Prentiss in the opening half made their task even more difficult. Unable to keep the weary MSU defense off the field, the Bulldogs were victimized by another Williams' scoring run at the 2:42 mark of the third period as Texas grabbed control of the contest with a 31-3 advantage.



Mississippi State	0	3	0	8	=	11
Texas	7	7	24	0	=	38

UT — McGarity 59 pass from Applewhite (Stockton kick), 2:17 1st

UT — McGarity 52 pass from Applewhite (Stockton kick), 5:11 2nd

MSU — Hazelwood 39 FG, 2:32 2nd

UT — R. Williams 37 run (Stockton kick), 12:34 3rd

UT — Stockton 47 FG, 6:39 3rd

UT — R. Williams 2 run (Stockton kick), 2:42 3rd

UT — Cavi 18 pass from Applewhite (Stockton kick), 0:14 3rd

MSU — Grant 5 pass from Wyatt (J. Johnson rush), 10:07 4th

	MSU	UT
First Downs	18	27
Rushes-Yards	32-87	43-238
Passing Yards	205	225
Passes (C-A-I)	16-40-1	15-26-0
Total Offense	292	463
Fumbles-Lost	2-1	1-0
Penalties-Yards	9-89	5-55
Time of Possession	27:59	32:01

**RUSHING:** (MSU) J.Johnson 22-112, D.McKinley 2-7, Rainey 1-2, Prather 1-(-3), Madkin 4-(-11), Wyatt 2-(-20); (UT) R.Williams 30-203 2TD, Mitchell 7-26, Brown 3-15, Applewhite 3-(-6).

**PASSING:** (MSU) Wyatt 12-24-0 156 1TD, Madkin 4-16-1 49; (UT) Applewhite 15-26-0 225 3TD.

**RECEIVING:** (MSU) Grant 4-62 1TD, K.Cooper 4-38, Love 2-33, Kelly 2-14, J.Johnson 1-22, D.McKinley 1-20, Prentiss 1-8, Butler 1-8; (UT) R.Williams 5-45, McGarity 4-132 2TD, Cavi 3-31 1TD, Lewis 2-26, Nunez 1-(-9).

Attendance: 72,611





# #15 MISSISSIPPI STATE 17 CLEMSON 7

December 30, 1999 • The Georgia Dome • Atlanta, Ga.

Behind the impetus that had been the key all season — defense — Mississippi State downed Clemson 17-7 in the 1999 Chick-fil-A Peach Bowl in Atlanta's Georgia Dome.

The win gave State its 10th victory of the season, grouping the '99 Bulldogs with MSU's '40 edition which also posted 10 victories.

MSU notched the win despite allowing the most yardage it had all season (391), with 301 of that coming from quarterback Brandon Streeter who passed 50 times in the game.

Defense was the norm in the first half for both squads as the teams played to a scoreless tie at halftime. The closest either team got to a score in the first half was when Clemson advanced to State's 9-yard line late in the first quarter. But Tiger Tony Lazzara's field goal attempt was blocked by Bulldog senior Robert Bean, who registered his seventh career blocked kick.

State wasted little time breaking the scoring ice in the second half. After Pig Prather returned the opening kickoff after intermission 45 yards to the MSU 47-yard line, the Bulldogs drove 31 yards on seven plays to set up a 39-yard field goal from Scott Westerfield at the 12:39 mark.

Three possessions later, Clemson threatened to answer, driving to the State 13 where it faced a fourth-and-7. The Tigers elected to go for it, but the MSU defense held firm, with defensive lineman John Hilliard batting down a Streeter pass.

The quarter would end with State leading 3-0. The fourth quarter would be quite a different story in terms of point production, as the teams combined for three touchdowns in the final frame.

State extended its lead to 10-0 on the first full drive of the final period, going 43 yards on 10 plays with quarterback Wayne Madkin scrambling for a 2-yard score. The drive was set up at Clemson's 43-yard line on an interception by Bulldog Eugene Clinton, one of five State pickoffs in the contest.

Clemson would answer on the ensuing possession with its only score of the night. The Tigers drove 70 yards on eight plays with Streeter diving in from a yard out.

But State was not intimidated. The Bulldogs answered that challenge with a solid eight-play, 57-yard charge of their own. Madkin, the game's Most Valuable Offensive Player, found tailback Dontae Walker on the left side and Walker jaunted 15 yards for the touchdown which iced the game for MSU at 17-7 with 4:31 remaining in regulation.

Mississippi State	0	0	3	14	=	17
Clemson	0	0	0	7	=	28

MSU — Westerfield 39 FG, 12:39

MSU — Madkin 2 run (Westerfield kick), 11:40

CU — Streeter 1 run (Lazzara kick), 8:15

MSU — D.Walker 15 pass from Madkin (Westerfield kick), 4:31


	MSU	CU
<b>First Downs</b>	16	24
<b>Rushes-Yards</b>	33-89	34-85
<b>Passing Yards</b>	176	306
<b>Passes (C-A-I)</b>	17-38-0	25-56-5
<b>Total Offense</b>	265	391
<b>Fumbles-Lost</b>	2-1	1-1
<b>Penalties-Yards</b>	21-188	8-82
<b>Time of Possession</b>	30:41	29:19

**RUSHING:** (CU) Rambert 18-70, Dantzler 9-8, Streeter 4-7 1TD, Wofford 1-5, Witherspoon 1-2, Zachery 1-(-7). (MSU) Madkin 5-37 1TD, Miller 10-24, D.Walker 9-18, Rainey 3-14, Griffith 3-1, Gibson 1-0, Team 2-(-5).

**PASSING:** (CU) Streeter 24-44-4-301, Dantzler 1-6-1-5. (MSU) Madkin 17-38-0-176 1TD.

**RECEIVING:** (CU) Gardner 7-75, Wofford 6-147, Lawyer 5-46, Cyrgalis 2-21, Rambert 2-8, Bailey 1-9, Seth 1-3, Reames 1-(-3). (MSU) Miller 3-54, Sirmones 2-21, D.Walker 2-20 1TD, Griffith 2-14, McCaskey 2-9, M.Butler 1-21, Love 1-20, Huntington 1-6, Lee 1-5, Gibson 1-3, Belcher 1-3.

**Attendance:** 73,315





# MISSISSIPPI STATE 43 TEXAS A&M 41 (OT)

December 31, 2000 • Independence Bowl • Shreveport, La.

Willie Blade blocked an extra point, Julius Griffith ran it to the end zone for a two-point conversion, and Wayne Madkin scored from 6 yards out — all in overtime — to give Mississippi State a hard-fought, 43-41 decision over Texas A&M in the snow-filled Independence Bowl.

The Aggies took advantage of a couple of early MSU miscues on the snow-covered field to take a 14-0 edge seven minutes into the game. After scoring following a mishandled MSU snap just over two minutes into the contest, A&M continued to control momentum on fullback Ja'Mar Toombs' 4-yard plunge. Toombs had a game-high 193 yards.

Jackie Sherrill's Bulldogs fought back in the second quarter. With Toombs running through the State defense, Dontae Walker returned the favor to the Aggie stoppers, tallying 143 yards of his own. The sophomore took a handoff up the middle and scurried for 40 of those yards over the goal line to cut the lead.

With just over a minute until halftime, State scored behind Wayne Madkin. After the junior quarterback rushed for 10 yards, he connected on two pass plays, the second a four-yard score to Dicenso Miller to tie the game at 14.

A&M bounced back with 31 seconds left in the half to take a 20-14 lead into the locker room. Quarterback Mark Farris lofted a ball high and deep into the heavy falling snow, finding Robert Ferguson on a 42-yard score.

The Aggies tried to put the game out of reach with two fourth-quarter touchdowns. On the opening play of the period, Farris once again went deep, this time connecting with Bethel Johnson on a 35-yard strike. A two-point conversion put the Aggies up 28-21. Toombs extended the lead on the following possession, rushing in from 13 yards to give A&M a 35-21 edge.

Walker cut the lead back to seven as he rushed in from 32 yards out, and, after a Marco Minor interception put MSU at the Aggie 4-yard line, Madkin found tight end Donald Lee in the end zone for the touchdown that sent the game into overtime, tied 35-35.

In the extra session, Toombs rushed in from 25 yards out on the first play to put A&M up 41-35. Blade reached up and blocked the Aggie extra point try. Eugene Clinton picked up the loose ball and pitched to Griffith who ran it in for two points.

Faced with a must-score situation on State's first overtime try, Madkin rushed down to the Aggies' 6-yard line and then took a keeper into the end zone to clinch the 43-41 win in what has become known as "Snow Bowl 2000".

Mississippi State	0	14	7	14	8	=	43
Texas A&M	14	6	0	15	6	=	41

TAMU — Whitaker 9 run (Kitchens kick), 12:56, 1st

TAMU — Toombs 4 run (Kitchens kick), 8:06, 1st

MSU — Walker 40 run (Westerfield kick), 9:22, 2nd

MSU — Miller 4 pass from Madkin (Westerfield kick), 7:22, 2nd

TAMU — Ferguson 42 pass from Farris (Kitchens kick failed), 0:46, 2nd

MSU — Walker 1 run (Westerfield kick), 11:55, 3rd

TAMU — Johnson 35 pass from Farris (Whitaker rush), 14:51, 4th

TAMU — Toombs 13 run (Kitchens kick), 9:20, 4th

MSU — Walker 32 run (Westerfield kick), 8:17, 4th

MSU — D.Lee 3 pass from Madkin (Westerfield kick), 1:30, 4th

TAMU — Toombs 25 run (Kitchens kick failed)

MSU — Griffith PAT return

MSU — Madkin 6 yd run

	MSU	TAMU
<b>First Downs</b>	16	14
<b>Rushes-Yards</b>	40-246	47-209
<b>Passing Yards</b>	71	133
<b>Passes (C-A-I)</b>	9-19-0	9-11-1
<b>Total Offense</b>	317	342
<b>Fumbles-Lost</b>	4-1	1-1
<b>Penalties-Yards</b>	6-45	7-71
<b>Time of Possession</b>	28:59	31:01

**RUSHING:** (MSU) Walker 16-143 3TD, Miller 11-48, Jus. Griffith 2-17, Madkin 11-38 TD. (TAMU) Toombs 35-193 3TD, Whitaker 8-16 TD, Weber 2-2, Farris 2-(-2).

**PASSING:** (MSU) Madkin 9-19-0-71 2TD. (TAMU) Farris 9-11-1-133 2TD.

**RECEIVING:** (MSU) Miller 4-30 TD, D.Lee 2-29 TD, Lindsey 1-7, Butler 1-3, Jus. Griffith 1-2. (TAMU) Ferguson 3-54 TD, Toombs 2-(-4), Johnson 1-35 TD, Porter 1-31, Taylor 1-15, Weber 1-2.

**Attendance:** 36,974



# MISSISSIPPI STATE UCF

# 10 3

December 29, 2007 • Liberty Bowl Stadium • Memphis, Tenn.

Mississippi State cashed in on Central Florida's fourth turnover of the game, marching to the lone touchdown of the day late in the fourth quarter, to defeat the Knights 10-3 in the 49th renewal of the AutoZone Liberty Bowl, a game that was otherwise very defensive in nature.

With the win, MSU ended the 2007 season at 8-5, its most wins since 2000, and improved to 2-0 all-time over UCF which ended the year 10-4 after winning its last seven games and claiming the Conference USA crown. The Bulldogs also improved to 7-6 all-time in bowl games with the victory and has now been victorious its last three bowl appearances.

The late score, a 1-yard plunge by running back Anthony Dixon, came with just 1:54 remaining in the game. It capped a 10-play, 59-yard drive, State's longest of the day by almost 20 yards, that was setup by Bulldog Keith Fitzhugh's interception of Knight quarterback Kyle Israel, his third throwing miscue of the contest.

But until that point in the game, neither team had generated much offense in a game very much controlled by the defenses. Only two second quarter field goals - one by each team - graced the scoreboard in the first three quarters and the teams would combined for just 418 yards of total offense in the affair.

After a scoreless first quarter started the lowest scoring first half in Liberty Bowl history, UCF finally broke scoring ice after gaining excellent field position at the Bulldog 46 early in the second period. The Knights then moved the ball 18 yards to set up a Michael Torres 45-yard field goal that just cleared the crossbar. UCF led 3-0 with 11:49 to go before the intermission.

After the Knights forced a State punt on the next drive, the Bulldogs got their first break of the afternoon. MSU's Derek Pegues, named the game's Most Valuable Player, picked off the first of two passes at the Knight 46 and returned it 40 yards to the 6-yard line. UCF stood strong, however, and held MSU to a 22-yard Adam Carlson field goal, tying the game at the 6:02 mark.

UCF would have scoring chances on two consecutive drives in the third and fourth periods but Torres, who came into the game having hit 19-of-21 field goals on the year, would miss from 32 and 37 yards on those drives, negating some offensive momentum that the Knights had built at that point in the contest.

Dixon ended the day with 86 yards on 24 carries for the Bulldogs, who managed just 198 yards from scrimmage the entire game.

The game's attendance of 63,816 established a new Liberty Bowl record. The previous record of 61,497 was set in 1991 when the Bulldogs played Air Force.

UCF	0	3	0	0	=	3
Mississippi State	0	3	0	7	=	10

UCF — Torres 45 FG, 11:49, 2nd

MSU — Carlson 22 FG, 6:02, 2nd

MSU — Dixon 1 run, (Carlson kick), 1:54, 4th

	UCF	MSU
<b>First Downs</b>	13	10
<b>Rushes-Yards</b>	47-131	41-160
<b>Passing Yards</b>	88	39
<b>Passes (C-A-I)</b>	10-24-3	8-20-1
<b>Total Offense</b>	219	199
<b>Fumbles-Lost</b>	2-1	0-0
<b>Penalties-Yards</b>	3-25	5-45
<b>Time of Possession</b>	31:08	28:52

**RUSHING:** (UCF) Smith 35-119, Israel 11-13, Francis 1-(-1). (MSU) Dixon 24-86 TD, Burks 2-25, Carroll 6-21, Ducre 6-20, Smith 1-5, Hart 1-4, Team 1-(-1).

**PASSING:** (UCF) Israel 10-24-3-88. (MSU) Carroll 8-18-1-39, Henig 0-2-0-0.

**RECEIVING:** (UCF) Smith 3-12, Ross 2-27, Rabazinski 2-26, Watters 2-13, Aiken 1-10. (MSU) Ducre 3-10, Smith 2-7, Dixon 1-10, Hart 1-8, Burks 1-4.

**Attendance:** 63,816







# #21 MISSISSIPPI STATE 52 MICHIGAN 14

January 1, 2011 • EverBank Field • Jacksonville, Fla.

It was an offensive clinic from start to finish for Mississippi State, as the Bulldogs manufactured 485 total yards en route to a dominating 52-14 win against Michigan in the 66th annual Gator Bowl at EverBank Field.

Mississippi State set several school bowl records with points scored (52) and margin of victory (38). In addition, the 485 total yards of offense were second only to the 499 gained against North Carolina in the 1974 Sun Bowl.

Chris Relf, named the game's MVP, completed 18 of his 23 passes for 281 yards and three touchdowns. The 281 passing yards were the second most in MSU bowl history. They are also the only two quarterbacks to throw for more than 200 yards in a bowl game. Relf, a junior from Montgomery, Ala., also scored on the ground from 1-yard out and finished with 311 total yards.

As prolific as MSU's offense was, so too was the defense. The Bulldogs held the Wolverines (7-6) to 342 yards, with 153 coming in the opening quarter. Michigan did enjoy a 14-10 lead after the first frame, but failed to score another point the remainder of the game.

Quarterback Denard Robinson was limited to a season-low 51 yards after grounding out 59 in the first quarter.

Robinson's arm produced the game's first points when he connected with Roy Roundtree for a 10-yard scoring strike. MSU quickly answered, though, and evened the score when Relf hit Arceto Clark from 4 yards out.

On their next possession, the Bulldogs took their first lead at 10-7 on a 42-yard field goal by Derek DePasquale. Back came the Wolverines, however, who went back on top following a 27-yard touchdown pass from Robinson to Martavious Odoms.

That play, though, would be Michigan's last highlight of the game. From that point, it was all Mississippi State.

With 11:38 left in the first half, Vick Ballard scored the first of his three touchdowns to give MSU a 17-14 lead. Then with 6:35 remaining, Relf found the end zone to extend the advantage to 24-14.

But the Bulldogs weren't done, as they scored again with 25 seconds left, this time on a 15-yard pass from Relf to Ricco Sanders, his first-career TD reception, for a 31-14 lead.

In the second half, the Bulldogs, who converted 9 of their 17 third-down attempts and were 5 of 5 on fourth down, got two more touchdowns from Ballard covering 1 and 7 yards. Ballard finished the year with 19 rushing touchdowns, breaking the single-season mark of 16 set by Jackie Parker in 1952.

MSU's final points were the result of a 31-yard pass from Relf to Michael Carr, the first touchdown of the freshman's career.

Mississippi State	10	21	14	7	=	52
Michigan	14	0	0	0	=	14

**MICH** - Roundtree 10 pass from Robinson (Gibbons kick), 10:56, 1st

**MSU** - Arceto Clark 4 yd pass from Chris Relf (D. DePasquale kick), 5:31, 1st

**MSU** - D. DePasquale 42 yd field goal, 2:23, 1st

**MICH** - Odoms, M. 27 yd pass from Robinson, D. (Gibbons, B. kick), 0:34, 1st

**MSU** - Vick Ballard 2 yd run (D. DePasquale kick), 11:38, 2nd

**MSU** - Chris Relf 1 yd run (D. DePasquale kick), 6:35, 2nd

**MSU** - Ricco Sanders 15 yd pass from Chris Relf (D. DePasquale kick), 0:25, 2nd

**MSU** - Vick Ballard 1 yd run (D. DePasquale kick), 6:19, 3rd

**MSU** - Vick Ballard 7 yd run (D. DePasquale kick), 0:10, 3rd

**MSU** - Michael Carr 31 yd pass from Chris Relf (D. DePasquale kick), 10:31, 4th

	MSU	MICH
<b>First Downs</b>	26	17
<b>Rushes-Yards</b>	58-204	25-88
<b>Passing Yards</b>	281	254
<b>Passes (C-A-I)</b>	18-23-1	27-41-1
<b>Total Offense</b>	485	342
<b>Fumbles-Lost</b>	0-0	1-1
<b>Penalties-Yards</b>	3-23	5-40
<b>Time of Possession</b>	35:15	24:45

**RUSHING:** (MSU) Vick Ballard 20-76; L. Perkins 9-40; Robert Elliott 6-36; Chris Relf 15-30; Adrian Marcus 7-24; Tyler Russell 1-minus 2. **(Michigan)** Robinson, D. 11-59; Shaw, Michael 4-19; Smith, Vincent 7-13; Toussaint, F. 2-5; Grady, Kelvin 1-minus 8.

**PASSING:** (MSU) Chris Relf 18-23-1-281. **(Michigan)** Robinson, D. 27-41-1-254.

**RECEIVING:** (MSU) Chris Smith 4-46; Michael Carr 3-65; Arceto Clark 3-45; L. Perkins 2-79; Ricco Sanders 2-23; Brandon Heavens 2-12; Vick Ballard 2-11. **(Michigan)** Roundtree, Roy 9-53; Stonum, Darryl 7-59; Hemingway, J. 4-49; Koger, Kevin 2-42; Smith, Vincent 2-17; Odoms, M. 1-27; Toussaint, F. 1-5; Shaw, Michael 1-2.

**Attendance:** 68,325



# MISSISSIPPI STATE WAKE FOREST

# 23 17

December 30, 2011 • LP Field • Nashville, Tenn.

Donning the Maroon and White for the final time, senior running back Vick Ballard put the team on his back as he rushed for a career-high 180 yards and two touchdowns to propel Mississippi State to a 23-17 victory against Wake Forest in the Franklin American Mortgage Music City Bowl.

The Pascagoula, Miss., native was named MVP, while his production was the second best in MSU bowl history.

It was the Bulldogs' fifth-consecutive bowl win, a streak that tied Rutgers for the longest in the nation. MSU also improved to 9-6 in bowl outings, with a 4-2 mark against ACC foes.

Ballard deserves a bulk of the credit for MSU's latest achievement, breaking free down the sidelines for a 60-yard scoring scamper with 34 seconds left in the opening quarter to even the game at 7-apiece after the Demon Deacons had scored on a 14-yard run by Brandon Pendergrass.

In the second quarter, Mississippi State turned to its passing game to take the lead for good when senior quarterback Chris Relf connected with a wide open Arceto Clark for a 31-yard scoring strike and a 13-7 advantage following the missed PAT. The touchdown was set up when junior defensive end and All-American Fletcher Cox blocked a Wake Forest field goal.

The final points of the half resulted in a 33-yard Derek DePasquale field goal which put MSU up, 16-7.

In the second half, though, Wake Forest grabbed the early momentum when Tommy Bohanon closed the gap to 16-14 on a 1-yard plunge. However, it would be as close as the Demon Deacons would get.

Ballard made sure of that in the fourth quarter when he broke free for a 72-yard touchdown, the longest in MSU bowl history, to swell the lead to 23-14.

Wake would score again on a 46-yard field goal by Jimmy Newman, but from that point the MSU defense thwarted any comeback hopes by taking its play to another level.

Offensively, MSU outgained Wake, 382-287. Relf threw for 129 yards on 12-of-19 passing, while also rushing for another 64 yards en route to finishing his career as MSU's winningest quarterback (15-7).

The defense was led by the play of Cox and Corey Broomfield, who registered a career-best two tackles behind the line of scrimmage to go along with a team-high nine tackles. It was a unit that recorded six sacks, the most since having seven in a 47-35 home win against No. 3 Florida on Sept. 30, 2000.

Mississippi State	7	9	0	7	=	23
Wake Forest	7	0	7	3	=	17

WF — Pendergrass 14 run (Newman kick), 4:24 1st

MSU — Vick Ballard 60 run (DePasquale kick), 3:04 1st

MSU — Arceto Clark 31 pass from Chris Relf (DePasquale kick failed), 12:41 2nd

MSU - DePasquale 33 yd field goal, 5:44 2nd

WF - Bohanon 1 run (Newman kick), 11:00 3rd

MSU - Vick Ballard 72 run (DePasquale kick), 12:53 4th

WF - Newman 46 yd field goal, 3:27 4th

	MSU	WF
<b>First Downs</b>	14	21
<b>Rushes-Yards</b>	39-253	38-63
<b>Passing Yards</b>	129	224
<b>Passes (C-A-I)</b>	12-20-2	26-48-0
<b>Total Offense</b>	382	287
<b>Fumbles-Lost</b>	3-2	0-0
<b>Penalties-Yards</b>	6-48	5-39
<b>Time of Possession</b>	24:10	35:50

**RUSHING:** (MSU) Ballard 14-180, Relf 15-64, Perkins 6-15, Team 2-(-2), Bumphis 2-(-4). (WF) Pendergrass 24-73, Reynolds 2-8, Givens 2-6, Bohanon 1-1, Team 1-(-1), Price 8-(-24).

**PASSING:** (MSU) Relf 12-19-2-129. (WF) Price 24-46-0-214, Wulfeck 1-1-0-1, Davis 1-1-0-9.

**RECEIVING:** (MSU) Smith 5-47, Clark 2-38, Ballard 2-9, M. Johnson 1-37, Perkins 1-1, Bumphis 1-(-3). (WF) Campanaro 10-128, Givens 9-54, Pendergrass 2-19, Parker 2-9, Price 1-9, Dembry 1-4, Bush 1-1.

Attendance: 55,208





# MISSISSIPPI STATE 20 #20 NORTHWESTERN 34

January 1, 2013 • EverBank Field • Jacksonville, Fla.

The No. 20 Northwestern Wildcats (10-3) downed the Mississippi State Bulldogs (9-5) 34-20 in the TaxSlayer.com Gator Bowl.

Northwestern wasted no time getting on the board when Quentin Williams returned a Tyler Russell interception 29 yards just 47 seconds into the game.

Jeff Budzien added a pair of field goals on the Wildcats next two drives from 34 and 37 yards, respectively.

The Bulldog defense then stopped the Northwestern offense on back-to-back drives leading to MSU's first points of the day.

Devon Bell got the scoring going with a 27-yard field goal. After MSU forced a three-and-out, Russell connected with Arceto Clark for an 18-yard touchdown and sent State to the locker room only trailing by three.

Nickoe Whitley stopped Northwestern's first drive of the second half with the first of his two interceptions on the day. Three minutes later, Bell tied his career-long with a 47-yard field goal to square the game at 13 apiece.

The Wildcats quickly retook the lead with a six-play, 76-yard drive that only took 1:12 off the clock and then added another touchdown with 1:35 left in the third quarter to take 27-13 lead into the final stanza.

MSU tacked on another touchdown when Russell floated a pass to Malcolm Johnson in center of the endzone just 3:18 into the fourth quarter.

The MSU defense forced another three-and-out on Northwestern's next drive but, Russell's fourth interception of the day was returned 44 yards to the five yard line. The Wildcats punched in their final touchdown to secure the win.

Josh Robinson finished the game as State's leading rusher with 91 yards on seven carries. Junior LaDarius Perkins added 85 yards on 19 carries.

Clark finished with three catches for 36 yards and a touchdown, while Johnson hauled in two catches for 24 yards and a score. Chad Bumphis also grabbed three catches for 18 yards in his final game as a Bulldog.

Russell completed 12-of-28 for 106 yards, two touchdowns and four interceptions.



Mississippi State	0	10	3	7	=	20
Northwestern	10	3	14	7	=	34

NU - Williams 29 yd interception return (Budzien kick), 14:13 1st

NU - Budzien 34 yd field goal, 4:49 1st

NU - Budzien 37 yd field goal, 14:48 2nd

MSU - Devon Bell 27 yd field goal, 4:48 2nd

MSU - Arceto Clark 18 yd reception from Tyler Russell (Bell kick), 1:06, 2nd

MSU - Bell 47 yd field goal, 10:37 3rd

NU - Jones 3 yd run (Budzien kick), 9:25 3rd

NU - Siemian 4 yd run (Budzien kick), :26 3rd

MSU - Malcolm Johnson 14 yd reception from Russell (Bell kick), 11:42 4th

NU - Mark 3 yd run (Budzien kick) 8:10 4th

	MSU	NU
<b>First Downs</b>	18	19
<b>Rushes-Yards</b>	33-186	40-161
<b>Passing Yards</b>	106	196
<b>Passes (C-A-I)</b>	12-29-4	21-36-3
<b>Total Offense</b>	292	357
<b>Fumbles-Lost</b>	0-0	1-0
<b>Penalties-Yards</b>	6-47	2-20
<b>Time of Possession</b>	26:12	33:48

**RUSHING:** (MSU) Perkins 19-91, Robinson 7-91, Prescott 2-20, Bumphis 1-3, Russell 4-11. (NU) Colter 11-73, Mark 13-60, Siemian 2-14, Jones 6-14, Trumpy 3-7, Riley 2-5, Team 3-0.

**PASSING:** (MSU) Russell 12-28-4-106, Prescott 0-1-0-0. (NU) Siemian 12-20-1-120, Colter 9-16-2-76.

**RECEIVING:** (MSU) Clark 3-36, M. Johnson 2-24, Smith 2-24, Bumphis 3-18, Marcus 1-7, Robinson 1-(-3) (NU) Vitale 7-82, Fields 2-41, Jones 5-39, Lawrence 2-18, Prater 2-7, Riley 1-6, Mark 2-3

**Attendance:** 48,612





# MISSISSIPPI STATE RICE

# 44 7

December 31, 2013 • Liberty Bowl Stadium • Memphis, Tenn.

Mississippi State ended the year and its 2013 season and year with a fitting celebration Tuesday, ousting the Rice Owls 44-7 to claim victory in the 55th AutoZone Liberty Bowl. The margin of victory was the largest in any bowl game played thus far in 2013.

With the win, the Bulldogs secured their fourth-straight winning season and Dan Mullen earned the record for most bowl wins by any MSU coach ever, now 3-1 in four bowl appearances in his five seasons as the Bulldog mentor.

State dominated the game on both sides of the ball, with the defense holding Rice's top-15 national rushing attack to only 61 yards on the ground in the game while the Bulldog offense racked up 533 total yards on the other side of the ball.

After the Owls took an early 7-0 lead, the Bulldogs went on to score 44 unanswered points in the convincing win. Five different State players scored touchdowns in the contest.

State set school and Liberty Bowl records in the game. Sophomore quarterback Dak Prescott accounted for five touchdowns responsible for (a Liberty Bowl record) while throwing for 283 yards and three scores and rushing for two others. Junior receiver Jameon Lewis set the all-time MSU record for receiving yards in any game - regular or post season - with 220 yards on nine catches.

MSU ended 2013 on a flurry, winning consecutive overtime games at Arkansas and against arch rival Ole Miss at home to become bowl eligible and vault itself into Tuesday's contest in Memphis.



Rice	7	0	0	0	=	7
Mississippi State	7	20	14	3	=	44

RICE — Charles Ross 1 yd run (Boswell kick), 6:41 1st

MSU — LaDarius Perkins 10 yd pass from Dak Prescott (Sobiesk kick), 2:01 1st

MSU — Ashton Shumpert 1 yd run (Sobiesk kick), 9:49 2nd

MSU — Malcolm Johnson 13 yd pass from Dak Prescott (kick blocked), 4:32 2nd

MSU — Artimus Samuel 4 yd pass from Dak Prescott (Sobiesk kick), 0:10 2nd

MSU — Dak Prescott 5 yd run (Sobiesk kick), 7:25 3rd

MSU — Dak Prescott 11 yd run (Sobiesk kick), 1:42 3rd

MSU — Taylor Earhart 19 yd field goal, 4:45 4th

	RICE	MSU
First Downs	7	27
Rushes-Yards	32-61	46-239
Passing Yards	84	294
Passes (C-A-I)	8-16-0	18-30-0
Total Offense	145	533
Fumbles-Lost	2-1	1-1
Penalties-Yards	3-18	2-30
Time of Possession	24:42	35:18

**RUSHING: (RICE)** Charles Ross 10-28, Jowan Davis 7-21, Luke Turner 4-17, Dennis Parks 1-2, Team 1-(-1), Taylor McHargue 6-(-2), Driphus Jackson 3-(-4). **(MSU)** Dak Prescott 14-78, LaDarius Perkins 13-47, Josh Robinson 3-45, Ashton Shumpert 7-29, Nick Griffin 4-18, Damian Williams 3-11, Sam Cowart 1-6, Josh Hand 1-5.

**PASSING: (RICE)** Taylor McHargue 8-15-0-84, Driphus Jackson 0-1-0-0. **(MSU)** Dak Prescott 17-28-0-283, Damian Williams 1-2-0-11.

**RECEIVING: (RICE)** Dennis Parks 3-38, Connor Cella 1-19, Klein Kubiak 1-15, Donte Moore 1-6, Andre Gautreaux 1-4, Jordan Taylor 1-2. **(MSU)** Jameon Lewis 9-220, De'Runnya Wilson 3-37, Malcolm Johnson 1-13, LaDarius Perkins 1-10, Robert Johnson 1-10, Artimus Samuel 1-4, Joshn Robinson 1-3, Ashton Shumpert 1-(-3).

Attendance: 57,846



# #7 MISSISSIPPI STATE 34

# #12 GEORGIA TECH 49

December 31, 2014 • Sun Life Stadium • Miami Gardens, Fla.

Mississippi State (10-3) fell behind 14-0 in the first quarter and Georgia Tech's (11-3) triple-option attack proved to be the difference in a 49-34 score in the 2014 Capital One Orange Bowl at Sun Life Stadium. It was the Bulldogs' first appearance in the contest in 73 years, capping a 10-win season.

A turnover on MSU's first possession led to a Tech touchdown, setting the tone for the rest of the evening. Both teams combined for nearly 1,200 total yards with most of State's coming through the air and nearly all of Tech's on the ground.

MSU junior quarterback Dak Prescott set several records over the course of the evening, throwing for over 400 yards and becoming the all-time record Bulldog holder for yards in a career at MSU, surpassing Don Smith. He also set the school single-game record for total offense with exactly 500 yards against Tech, 453 coming through the air. The highlight of the evening was Prescott's Hail Mary 42-yard touchdown pass to Fred Ross as time expired in the first half. Ross caught the touchdown off a deflection in the end zone that pulled the Bulldogs to within 21-20.

However, Tech's ground attack quickly got rolling in the second half with a 69-yard touchdown run a minute into the third quarter. The Yellow Jackets scored 21 unanswered points. MSU's De'Runnya Wilson caught two touchdown passes in the fourth quarter but it proved to be too late.



Mississippi State	0	20	0	14	=	34
Georgia Tech	14	7	21	7	=	49

GT — Synjyn Days 3 yd run (Butker kick), 12:38 1st

GT — Darren Waller 41 yd pass from Justin Thomas (Butker kick), 2:37 1st

MSU — Evan Sobiesk 32 yd field goal, 12:57 2nd

MSU — Dak Prescott 5 yd run (Sobiesk kick), 9:53 2nd

MSU — Evan Sobiesk 30 yd field goal, 5:12 2nd

GT — Justin Thomas 13 yd run (Butker kick), 00:29 2nd

MSU — Fred Ross 42 yd pass from Dak Prescott (Sobiesk kick), 00:00 2nd

GT — Synjyn Days 69 yd run (Butker kick), 14:05 3rd

GT — Justin Thomas 32 yd run (Butker kick), 7:58 3rd

GT — Justin Thomas 15 yd run (Butker kick), 4:17 3rd

MSU — De'Runnya Wilson 7 yd pass from Dak Prescott (Sobiesk kick), 14:53 4th

GT — Synjyn Days 4 yd run (Butker kick), 11:54 4th

MSU — De'Runnya Wilson 12 yd pass from Dak Prescott (Sobiesk kick), 2:20 4th

	MSU	GT
<b>First Downs</b>	33	26
<b>Rushes-Yards</b>	33-152	61-452
<b>Passing Yards</b>	453	125
<b>Passes (C-A-I)</b>	33-51-1	7-12-1
<b>Total Offense</b>	605	577
<b>Fumbles-Lost</b>	1-1	1-0
<b>Penalties-Yards</b>	5-40	3-45
<b>Time of Possession</b>	25:13	34:47

**RUSHING:** (MSU) Josh Robinson 13-75, Dak Prescott 15-47, Ashton Shumpert 4-25, Jameon Lewis 1-5. (GT) Synjyn Days 21-171, Justin Thomas 14-121, Zach Laskey 10-63, Charles Perkins 7-59, Deon Hill 5-23, B.J. Bostic 2-15, Dennis Andrews 1-1.

**PASSING:** (MSU) Dak Prescott 33-51-1-453. (GT) Justin Thomas 7-12-1-125.

**RECEIVING:** (MSU) Joe Morrow 6-117, De'Runnya Wilson 9-105, Fred Ross 6-102, Jameon Lewis 5-63, Malcolm Johnson 3-36, Robert Johnson 2-17, Gus Walley 1-7, Fred Brown 1-6. (GT) Darren Waller 5-114, Micheal Summers 2-11.

**Attendance:** 58,211



# NC STATE MISSISSIPPI STATE

# 28 51

December 30, 2015 • Bank of America Stadium • Charlotte, N.C.

In a fitting end to the greatest career in MSU history, **Dak Prescott** threw for a Belk Bowl-record 380 yards and four touchdowns on a rain-soaked field as MSU capped a nine-win season with a 51-28 blowout of NC State in Charlotte. Selected the game MVP, Prescott completed 25 of 42 passes and ran for 47 yards joining Colin Kaepernick, Tim Tebow, Dan LeFevour as the only players in FBS history to throw for 9,000 yards and run for 2,500 yards in their career. The Bulldog defense set the tone early. On the first play from scrimmage, defensive end **Jonathan Calvin** hit Jacoby Brissett as he released the ball and linebacker **Gerri Green** came up with the diving interception. Five plays later, **Fred Ross** hauled in a pass from Prescott in the left flat, turned up the left sideline and raced 14 yards for a score. Brissett had another pass picked off later in the first quarter and Prescott capitalized by finding **De'Runnya Wilson** for a 28-yard scoring strike. MSU made it 21-0 when Ross scored on a 33-yard reverse. Prescott lobbed his third TD pass of the game to Holloway over a blitzing defense to put the Bulldogs up 37-21 late in the third quarter. The senior quarterback hit Holloway in stride on a go route along the right sideline for a 55-yard touchdown in the fourth quarter. **Beniquez Brown** and **J.T. Gray** led all tacklers with nine. Prescott was lifted in the final minute to a standing ovation. The win propelled MSU to back-to-back seasons of at least nine victories for the first time in school history.



NC State	0	14	7	7	=	28
Mississippi State	14	17	6	14	=	51

MSU — Fred Ross 14 yd pass from Dak Prescott (Graves kick), 13:33 1st  
 MSU — De'Runnya Wilson 28 yd pass from Dak Prescott (Graves kick), 3:31 1st  
 MSU — Fred Ross 33 yd run (Graves kick), 12:17 2nd  
 NCSU — Pharoah McKeever 82 yd pass from Jacoby Brissett (Bambard kick), 11:16 2nd  
 NCSU — Jaylen Samuels 48 yd run (Bambard kick), 6:43 2nd  
 MSU — Justin Malone 0 yd fumble recovery (Graves kick), 3:18 2nd  
 MSU — Westin Graves 39 yd field goal, 0:14 2nd  
 NCSU — Jacoby Brissett 3 yd run (Bambard kick) 7:20 3rd  
 MSU — Brandon Holloway 10 yd pass from Dak Prescott (kick failed), 1:16 3rd  
 MSU — Brandon Holloway 55 yd pass from Dak Prescott (Graves kick), 9:41 4th  
 MSU — Aeris Williams 33 yd run (Graves kick), 5:38 4th  
 NCSU — Jaylen Samuels 1 yd run (Bambard kick), 0:45 4th

	NCSU	MSU
<b>First Downs</b>	20	26
<b>Rushes-Yards</b>	51-210	35-189
<b>Passing Yards</b>	214	380
<b>Passes (C-A-I)</b>	12-28-2	25-42-1
<b>Total Offense</b>	424	569
<b>Fumbles-Lost</b>	1-0	3-0
<b>Penalties-Yards</b>	4-50	5-55
<b>Time of Possession</b>	32:05	27:55

**RUSHING:** (NCSU) Nyheim Hines 13-70; Jacoby Brissett. 26-67; Jaylen Samuels 3-53; Dawaka Nichols 6-22; Bra'Lon Cherry. 1-0; TEAM 2-minus 2. (MSU) - Dak Prescott 12-47; Brandon Holloway 13-41; Aeris Williams 3-39; Fred Ross 1-33; Ashton Shumpert 5-27; Dontavian Lee 1-2; Justin Malone 0-0.

**PASSING:** (NCSU) - Jacoby Brissett 12-28-2-214. (MSU) - Dak Prescott 25-42-1-380.

**RECEIVING:** (NCSU) - Jumichael Ramos 5-75; David Grinnage 2-18; Johnathan Alston 2-16; Pharoah McKeever 1-82; Bra'Lon Cherry 1-25; Jaylen Samuels; TEAM 1-minus 2. (MSU) - Fred Ross 7-74; De'Runnya Wilson 5-96; Brandon Holloway 4-78; Malik Dear 3-25; Fred Brown 2-41; Donald Gray 2-40; Darrion Hutcherson 2-26.

Attendance: 46,423





# MIAMI (OHIO) MISSISSIPPI STATE

16  
17

December 26, 2016 • Tropicana Field • St. Petersburg, Fla.

A pair of blocked kicks, a field goal and two touchdown runs from quarterback **Nick Fitzgerald** led Mississippi State to a 17-16 victory over Miami [Ohio] in the 2016 St. Petersburg Bowl. With some last-second theatrics, State's **Nelson Adams** blocked Miami's potential game-winning field goal attempt with five seconds left to lift MSU to the win.

It was MSU's second block of the game with the Bulldogs' **Johnathan Calvin** also knocking down a Miami extra point attempt early in the game that would ultimately provide the one-point difference in State's triumph. Quarterback **Nick Fitzgerald** was named MVP of the game after totaling 268 yards and two touchdowns. He completed 13-of-26 passes for 126 yards, while he tied **Anthony Dixon's** program record with his eighth 100-yard rushing game of the year, running for a total of 142 yards and two touchdowns.

After a slow start to the game (State trailed 9-0 in the second quarter), MSU's offense began to pick up near the end of the first half, scoring on a two-yard keeper by **Fitzgerald** with 22 seconds left before the intermission. Following a 44-yard touchdown run by **Fitzgerald** and an interception by sophomore cornerback **Jamoral Graham** in the third quarter, junior place kicker **Westin Graves** gave MSU its first lead of the game in the fourth quarter, hitting a 36-yard field goal to put the Bulldogs up 17-16.

The Bulldogs were paced defensively by senior linebacker **Richie Brown** with nine tackles, in addition to a forced fumble. State's defense forced two turnovers over the course of the game.



Miami [Ohio]	3	6	7	0	=	16
Mississippi State	0	7	7	3	=	17

MIAMI — Nick Dowd 18 yd field goal, 10:07 1st

MIAMI — James Gardner 6 yd pass from Gus Ragland (Nick Dowd kick blocked), 8:36 2nd

MSU — Nick Fitzgerald 2 yd run (Westin Graves kick), 0:22 2nd

MIAMI — Ryan Smith 1 yd pass from Gus Ragland (Nick Dowd kick), 8:11 3rd

MSU — Nick Fitzgerald 44 yd run (Westin Graves kick), 4:15 3rd

MSU — Westin Graves 36 yd field goal, 12:03 4th

	MIAMI	MSU
First Downs	24	18
Rushes-Yards	35-170	33-199
Passing Yards	263	136
Passes (C-A-I)	22-31-1	13-27-0
Total Offense	433	335
Fumbles-Lost	1-1	0-0
Penalties-Yards	3-30	2-25
Time of Possession	35:08	24:52

**RUSHING:** (MIAMI) Kenny Young 9-67; Gus Ragland. 17-62; Maurice Thomas 3-33; Alonzo Smith 4-20; Team 2-0. (MSU) - Nick Fitzgerald 18-134; Aeris Williams 12-64; Malik Dear 1-3; Ashton Shumpert 1-2; Team 1-0.

**PASSING:** (MIAMI) - Gus Ragland 22-30-1-263; Rokeem Williams 0-1-0-0 (MSU) - Nick Fitzgerald 13-26-0-136; Damian Williams 0-1-0-0

**RECEIVING:** (MIAMI) - Ryan Smith 7-72; James Gardner 5-92; Rokeem Williams 4-38; Kenny Young 3-29; Jared Murphy 1-20; Maurice Thomas 1-6; Alexx Zielinski 1-6. (MSU) - Fred Ross 4-44; Malik Dear 2-19; Donald Gray 2-18; Aeris Williams 1-24; Farrod Green 1-13; Keith Mixon 1-11; Justin Johnson 1-8.

**Attendance:** 15,717

SINGLE-GAME  
DEFENSIVE RECORDS

MOST SACKS  
Game: 9, vs. Tulane (11-11-1989); vs. Ole Miss (11-30-1996)

MOST PLAYS AGAINST  
Game: 104, vs. Samford (10-29-2016)

FEWEST PLAYS AGAINST  
Game: 35, vs. Howard (9-21-1963)

MOST NET YARDS ALLOWED  
Game: 736, vs. Houston (10-4-1969)

FEWEST NET YARDS ALLOWED  
Game: 26, vs. Howard College (9-21-1963)

LOWEST YARDS-PER-PLAY ALLOWED  
Game: 1.35, vs. Howard (9-21-1963) [26 for 35 yards]

MOST TDS ALLOWED  
Game: 10, vs. Houston (10-4-1969)

FUMBLES  
MOST FUMBLES CAUSED  
Game: 11, vs. Kentucky (10-18-1952); vs. Alabama (10-31-1981)

MOST FUMBLES RECOVERED  
Game: 7, vs. Memphis (10-16-1976); vs. Alabama (10-31-1981)

TURNOVERS  
MOST TURNOVERS CAUSED  
Game: 8, Many Times [Last: vs. Florida (9-24-1977)]

RUSHING  
MOST ATTEMPTS AGAINST  
Game: 84, vs. Houston (10-4-1969)

FEWEST ATTEMPTS AGAINST  
Game: 16, vs. Houston (10-9-2010)

MOST NET YARDS ALLOWED  
Game: 549 vs. Houston (10-4-1969)

FEWEST NET YARDS ALLOWED  
Game: -78, vs. Florida (9-30-2000)

PASSING  
MOST INTERCEPTIONS  
Game: 6, vs. Arkansas (9-30-1939); vs. Troy (10-12-2002)

MOST ATTEMPTS AGAINST  
Game: 70, vs. Samford (10-29-2016)

FEWEST ATTEMPTS AGAINST  
Game: 1, vs. Union (9-26-1942)

MOST COMPLETIONS ALLOWED  
Game: 42, vs. Samford (10-29-2016)

FEWEST COMPLETIONS ALLOWED  
Game: 0, Many times [Last: vs. Florida (9-27-1958)]

MOST NET YARDS ALLOWED  
Game: 494, vs. Florida (9-30-2000)

FEWEST NET YARDS ALLOWED  
Game: 0, Many Times [Last: vs. Florida (9-27-1958)]

FIRST DOWNS  
MOST FIRST DOWNS ALLOWED  
Game: 36, vs. Texas A&M (11-3-2012)

FEWEST FIRST DOWNS ALLOWED  
Game: 1, Many Times [Last: vs. Howard (9-21-1963)]

SINGLE-GAME  
OFFENSIVE RECORDS

TEAM PASSING RECORDS  
MOST ATTEMPTS  
Game: 54, vs. LSU (9-12-2015)

FEWEST ATTEMPTS  
Game: 1, vs. San Francisco (12-5-1942); vs. Tennessee (9-30-1950)

MOST COMPLETIONS  
Game: 38, at Arkansas (11-21-2015)

FEWEST COMPLETIONS  
Game: 0, Many Times [Last: vs. Georgia (9-23-1967)]

HIGHEST COMPLETION PERCENTAGE  
Game (Min. 10 att.): .909 vs. Florida (9-22-1962) [10 of 11]  
Game (Min. 15 att.): .813 vs. Tulane (9-4-1982) [13 of 16]  
Game (Min. 25 att.): .800 vs. Memphis (9-4-2010) [20 of 25]  
Game (Min. 30 att.): .744 vs. Florida State (11-9-1968) [29 of 39]

MOST NET YARDS GAINED  
Game: 508, at Arkansas (11-21-2015)

Yds.	Opponent	Site	Year	Stats
508	Arkansas	Fayetteville	2015	38-of-51, 5TD
466	Tulane	Starkville	1994	21-of-30, 4TD
456	Alabama	Birmingham	1978	31-of-53, 1TD
453	Georgia Tech	Miami	2014	33-of-51, 5TD
421	Arkansas	Little Rock	2007	29-of-51, 4TD
417	Samford	Starkville	2016	20-of-35, 5TD
405	Florida	Gainesville	1993	24-of-44, 2TD
384	Kentucky	Starkville	2006	22-of-41, 3TD
382	Kentucky	Starkville	2015	26-of-36, 3TD
380	NC State	Charlotte	2015	25-of-42, 4TD
379	Georgia	Starkville	1988	25-of-45, 5TD
378	Florida State	Starkville	1978	19-of-34, 5TD
372	Northwestern St.	Starkville	2015	16-of-18, 4TD
372	Memphis	Starkville	2010	20-of-25, 5TD
372	Jacksonville State	Starkville	2002	17-of-29, 3TD
370	Memphis	Starkville	1993	23-of-43, 3TD
363	Ole Miss	Jackson	1978	25-of-46, 1TD
360	Houston	Houston	2003	24-of-42, 3TD
349	Southern Miss	Starkville	2014	23-of-34, 5TD
347	Louisiana Tech	Starkville	2015	30-of-43, 3TD
346	BYU	Starkville	2001	20-of-28, 3TD
340	Ole Miss	Oxford	2002	23-of-42, 1TD
336	Memphis	Memphis	2011	19-of-31, 3TD
336	Alcorn State	Starkville	2010	19-of-29, 2TD
335	LSU	Starkville	2015	34-of-54, 1TD
335	Alabama	Starkville	1988	21-of-44, 4TD

FEWEST NET YARDS GAINED  
Game: 0, Many Times [Last: vs. Georgia (9-23-1967)]

MOST TOUCHDOWNS THROWN  
Game: 5, vs. Murray State (11-2-1946); vs. Florida State (10-14-1978); vs. Georgia (9-17-1988); vs. Memphis (9-4-2010); vs. Georgia Tech (12-31-2014); at Arkansas (11-21-2015), vs. Samford (10-29-2016)

MOST INTERCEPTIONS THROWN  
Game: 8, vs. Alabama (10-10-1936)  
Modern Game: 6, vs. Cincinnati (10-15-1949); vs. Arkansas (11-22-2003); vs. LSU (8-30-2007)

TEAM RUSHING RECORDS  
MOST ATTEMPTS  
Game: 78, vs. Louisville (9-18-1976)

FEWEST ATTEMPTS  
Game: 18, vs. Auburn (11-8-1969)

HIGHEST YARDS-PER-RUSH AVERAGE  
Game: 9.7, at Ole Miss (11-26-2016) [47 for 457 yards]

MOST TOUCHDOWNS  
Game: 12, vs. Cumberland (10-10-1914)  
Modern Game: 8 vs. Arkansas State (9-23-1950); vs. Louisville (10-26-1974)

MOST NET YARDS GAINED  
Game: 532, vs. Union (10-25-1941)  
Modern Game: 490, vs. Colorado State (10-10-1981)

FEWEST NET YARDS GAINED  
Game: -51, vs. Ole Miss (11-28-2008)

Yds.	Opponent	Site	Date	Carries
532	Union University	Starkville	10-25-1941	60, 7 TD
490	Colorado State	Fort Collins	10-10-1981	74, 5 TD
464	Arkansas State	Starkville	10-24-1992	73, 6 TD
457	Ole Miss	Oxford	11-26-2016	47, 4 TD
449	Louisville	Starkville	9-18-1976	78, 3 TD
443	Marshall	Starkville	10-20-1979	63, 6 TD
427	Memphis	Starkville	10-11-1958	58, 4 TD
426	Kentucky	Starkville	10-12-1991	62, 3 TD
423	Vanderbilt	Starkville	9-19-1981	61, 3 TD
418	Memphis	Memphis	10-16-1976	70, 5 TD
415	Arkansas State	Starkville	10-4-1952	58, 6 TD

TEAM TOTAL OFFENSE RECORDS  
MOST PLAYS  
Game: 100, vs. Arkansas (11-20-2010)

FEWEST PLAYS  
Game: 38, vs. Georgia (10-17-1959)

MOST NET YARDS GAINED  
Game: 669, vs. Samford (10-29-2016)

FEWEST NET YARDS GAINED  
Game: 37, vs. Ole Miss (11-27-2008)

HIGHEST YARDS-PER-PLAY AVERAGE  
Game: 9.7, vs. Tulane (10-22-1994) [57 for 554 yds]

No.	Opponent (Site)	Date
669	Samford (Starkville)	10-29-2016
647	Northwestern State (Starkville)	9-19-2015
645	Memphis (Memphis)	9-1-2011
631	Arkansas (Fayetteville)	11-21-2015
605	Georgia Tech (Miami)	12-31-2014
598	UMass (Foxborough)	9-24-2016
596	Florida State (Starkville)	10-14-1978
593	Kentucky (Starkville)	10-12-1991
586	Kentucky (Starkville)	10-24-2015
581	Louisville (Starkville)	10-26-1974
574	Texas A&M (Starkville)	11-5-2016
571	Arkansas State (Starkville)	9-11-1982
570	LSU (Baton Rouge)	9-20-2014
570	UT Martin (Starkville)	11-5-2011
569	NC State (Charlotte)	12-30-2015
569	Memphis (Starkville)	9-4-2010
566	Ole Miss (Oxford)	11-26-2016
566	Alcorn State (Starkville)	10-2-2010
559	Texas A&M (Starkville)	10-4-2014
556	Texas A&M (College Station)	11-9-2013
556	Alcorn State (Starkville)	9-7-2013
556	Tulane (New Orleans)	9-4-1982
554	Tulane (Starkville)	10-22-1994
554	Arkansas State (Starkville)	9-23-1950
553	Northeast Louisiana (Starkville)	9-16-1972
551	Troy (Starkville)	9-21-2013

SINGLE-GAME  
SPECIAL TEAMS RECORDS

TEAM PUNTING RECORDS

MOST PUNTS

Game: 20, vs. TCU (10-24-1936)

FEWEST PUNTS

Game: 0, vs. Arkansas (11-19-2016), vs. Troy (9-21-13); vs. Georgia Tech (10-3-2009); vs. East Tennessee State (10-17-1998); vs. Arkansas State (10-24-1992); vs. Arkansas State (10-14-1961); vs. Murray State (11-2-1946)

HIGHEST YARDS-PER-PUNT AVERAGE

Game (Min. 5 punts):

51.4, vs. Kentucky (11-9-1996) [5 for 257 yards]

Game (Min. 10 punts):

47.5, vs. South Carolina (9-28-1996) [10 for 475 yds]

PUNT RETURNS

MOST PUNT RETURNS

Game: 20, vs. TCU (10-24-1936)

MOST NET YARDS GAINED

Game: 225, vs. UT Chattanooga (9-29-1946)

MOST TOUCHDOWNS

Game: 1, Many times [Last: Troy (10-10-2015)]

KICKOFF RETURNS

MOST KICKOFF RETURNS

Game: 10, vs. Tulane (10-29-1949); vs. Houston (10-4-1969)

MOST NET YARDS GAINED

Game: 227, vs. Houston (10-4-1969)

MOST TOUCHDOWNS

Game: 1, Many Times (Last: Southern Miss, 9-5-2015)



Derek DePasquale converted a Mississippi State single-game record five field goals against UAB on Oct. 23, 2010.

SINGLE-GAME  
SCORING RECORDS

TEAM DEFENSE SCORING RECORDS

MOST POINTS ALLOWED

Game: 74, vs. Houston (10-4-1969)

FEWEST POINTS ALLOWED

Game: 0, Many Times [Last: vs. Vanderbilt (11-22-2014)]

MOST TOUCHDOWNS ALLOWED

Game: 10, vs. Houston (10-4-1969)

FEWEST TOUCHDOWNS ALLOWED

Game: 0, Many Times [Last: Vanderbilt (11-22-2014)]

SINGLE-GAME  
OPPONENT SCORING HIGHS

Pts.	Opponent (MSU Score)	Site	Date
74	Houston (0)	Houston	10-4-1969
65	South Carolina (39)	Starkville	10-14-1995
61	LSU (6)	Away	11-15-1969
61	Vanderbilt (0)	Columbus	10-1-1904
59	LSU (26)	Home	10-5-2013
59	Tennessee (21)	Away	11-15-2003
59	Tulane (7)	Away	10-31-1931
59	Alabama (0)	Birmingham	11-30-1922
58	Arkansas (42)	Starkville	11-19-2016
58	Alabama (14)	Away	11-4-1972
56	Auburn (0)	Birmingham	11-7-1970
55	LSU (0)	Away	11-18-1967
55	Alabama (13)	Away	12-1-1945
55	New Orleans Athletic Club (0)	Away	11-21-1896
54	Tulane (6)	Away	10-29-1949
54	Texas (7)	Away	11-11-1921
53	Alabama (34)	Starkville	10-29-1988
53	Alabama (0)	Montgomery	10-1-1932
53	Alabama (0)	Meridian	10-10-1931
53	Tulane (0)	Away	11-1-1930
52	Auburn (13)	Away	11-8-1969

TEAM OFFENSE SCORING RECORDS

MOST POINTS SCORED

Quarter: 40, vs. Howard College (11-18-1910) [3rd]

Quarter (Since 1950): 35, vs. Troy (9-21-2013) [2nd]

Half: 49, vs. Murray State (11-2-1946) [Half]

Half (Since 1950): 45, vs. Troy (9-21-2013) [1st]

Game: 82, vs. Howard College (11-18-1910)

Modern Game: 69, vs. Murray State (11-2-1946)

Game (Since 1950): 67, vs. Arkansas State (9-23-50)

FEWEST POINTS SCORED

Game: 0, Many Times [Last: vs. Ole Miss (11-28-08)]

MOST TOUCHDOWNS SCORED

Game: 14, vs. Howard College (11-18-1910)

Modern Game: 10 vs. Sewanee (10-31-1936); vs. Murray State (11-2-1946); vs. Arkansas State (9-23-50)

MOST TWO-POINT PATS MADE

Game: 5, vs. Arkansas State (10-10-1959)

MOST TWO-POINT PATS ATTEMPTED

Game: 6, vs. Arkansas State (10-10-1959)

MOST FIELD GOALS MADE

Game: 5, vs. NC State (1-1-1995); vs. Arkansas (11-21-1998); vs. UAB (10-23-2010)

MOST FIELD GOALS ATTEMPTED

Game: 5, vs. Ole Miss (1977); vs. Kentucky (1985); vs. Tulane (1987); vs. Florida (1992); vs. Auburn (1992); vs. Arkansas (1998); vs. UAB (2010)

MOST PAT KICKS MADE

Game: 12, vs. Howard College (11-18-1910)

Modern Game: 9, vs. Murray State (11-2-1946)

SINGLE-GAME SCORING HIGHS

Pts.	Opponent (MSU Score)	Site	Date
82	Howard College (0)	Starkville	11-18-1910
80	Southwestern Baptist (0)	Starkville	10-19-1907
77	Cumberland (0)	Starkville	10-10-1914
75	Mercer (0)	Columbus	10-24-1907
69	Murray State (0)	Starkville	11-2-1946
68	Sewanee (0)	Jackson	10-31-1936
68	Mississippi College (0)	Starkville	10-13-1917
67	Arkansas State (0)	Starkville	9-23-1950
66	Tulane (22)	Starkville	10-22-1994
66	Mercer (0)	Starkville	11-7-1914
66	Howard College (0)	Starkville	10-4-1913
65	Ole Miss (0)	Tupelo	11-6-1915
62	Northwestern St. (13)	Starkville	9-19-2015
62	Troy (7)	Starkville	9-21-2013
62	Birmingham-Southern (0)	Starkville	11-3-1911
62	Marion Military Inst. (0)	Starkville	10-13-1906
61	Middle Tennessee (35)	Starkville	10-28-2000
61	Tulane (0)	Jackson	11-14-1914

LARGEST MARGINS OF VICTORY

HOME (AT SCOTT FIELD)

Margin	Score	Opponent	Date
+82	82-0	Howard College	11-18-1910
+80	80-0	Southwestern Baptist	10-19-1907
+77	77-0	Cumberland	10-10-1914
+69	69-0	Murray State	11-2-1946
+68	68-0	Mississippi College	10-13-1917
+67	67-0	Arkansas State	9-23-1950
+66	66-0	Howard College	10-4-1913
+66	66-0	Mercer	11-7-1914
+62	62-0	Marion [AL] Mil. Inst.	10-13-1906
+62	62-0	Birmingham-Southern	11-3-1911
+59	59-0	Tenn. Medical College	11-11-1904
+59	59-0	Northeast Louisiana	11-2-1996
+56	56-0	Millsaps College	10-7-1944

ROAD (AWAY FROM SCOTT FIELD)

Margin	Score	Opponent	Date
+75	75-0	*Mercer	10-24-1907
+68	68-0	*Sewanee	10-31-1936
+65	65-0	*Ole Miss	11-6-1915
+61	61-0	*Tulane	11-14-1914
+45	59-14	Memphis	9-1-2011
+43	43-0	Meridian Athletic Club	10-24-1903
+40	47-7	Kentucky	10-29-1994
+38	52-14	*Michigan	1-1-2011
+38	38-0	South Carolina	9-26-1998
+38	38-0	Marion [AL] Military Inst.	10-20-1905
+37	44-7	*Rice	12-31-13
+36	36-0	Houston	9-18-1965
+35	55-20	Ole Miss	11-26-2016
+33	33-0	Vanderbilt	10-17-1942
+33	33-0	Chattanooga	10-14-1916
+32	35-3	South Alabama	9-13-2014

\*Neutral Site Contests

LARGEST MARGINS OF DEFEAT

Margin	Score	Opponent	Site	Date
-74	0-74	Houston	Houston	10-4-1969
-61	0-61	Vanderbilt	Columbus	10-1-1904
-59	0-59	Alabama	Birmingham	11-30-1922
-56	0-56	Auburn	Birmingham	11-7-1970
-55	0-55	NOAC	New Orleans	11-21-1896
-55	0-55	LSU	Baton Rouge	11-18-1967
-55	6-61	LSU	Baton Rouge	11-15-1969
-53	0-53	Tulane	New Orleans	11-1-1930
-53	0-53	Alabama	Meridian	10-10-1931
-53	0-53	Alabama	Montgomery	10-1-1932
-52	0-52	LSU	Baton Rouge	11-20-1896
-52	7-59	Tulane	New Orleans	10-31-1931
-52	0-52	Florida	Gainesville	9-29-2001
-51	0-51	LSU	Baton Rouge	9-25-2004
-50	0-50	LSU	Baton Rouge	11-7-1908



## COMEBACKS AND LAST-MINUTE HEROICS (SINCE 1970)

### LARGEST FOURTH-QUARTER COMEBACKS

Pts.	Opponent	Date	**Time Remaining	Score	Time Final Lead Taken	Final Score
14	Ole Miss	11-23-2007	7:51	0-14	0:12	17-14
14	Ole Miss	11-25-1999	12:49	6-20	0:04	23-20
14	Memphis	10-5-1985	9:12	14-28	0:00	31-28
13	at Auburn	10-9-1999	2:28	3-16	0:19	18-16
12	at Kentucky	10-31-1992	5:55	21-33	0:37	37-36
11	at Arkansas	11-21-2015	12:54	31-42	3:05	51-50
9	at Tennessee	9-23-1986	7:32	14-23	4:40	27-23
7	Kentucky	11-3-2001	13:09	7-14	7:31	17-14
7	Central Florida	10-25-1997	6:38	21-28	5:13	35-28
7	Memphis	8-30-1997	9:53	3-10	0:00	13-10
7	Tennessee	9-24-1994	9:32	14-21	0:36	24-21
7	Arkansas State	9-7-1985	3:41	7-14	2:28	22-14
7	Tulane	10-19-1985	11:56	20-27	0:02	31-27

### LARGEST DEFICIT OVERCOME TO WIN A GAME

Pts.	Opponent	Date	**Time Remaining	Score	Time Final Lead Taken	Final Score
16	at Auburn	10-9-1999	0:56 (3)	0-16	0:19	18-16
14	Louisiana Tech	10-17-2015	4:27 (1)	0-14	0:57 (2)	45-20
14	Arkansas	11-22-2008	7:12 (1)	0-14	5:59 (2)	31-28
14	Ole Miss	11-23-2007	7:51 (4)	0-14	0:12	17-14
14	Texas A&M	12-31-2000	9:22 (2)	0-14	OT	43-41
14	Ole Miss	11-25-1999	12:49 (3)	6-20	0:04	23-20
14	Tennessee	9-24-1994	12:17 (3)	7-21	0:36	24-21
14	Memphis	10-5-1985	9:12 (4)	14-28	0:00	31-28
\$ 14	Ole Miss	11-19-1977	5:22 (2)	0-14	12:05	18-14
12	Kentucky	11-4-1999	13:21 (2)	7-19	0:05	23-22
12	at Kentucky	10-31-1992	5:55 (4)	21-33	0:37	37-36
11	at Arkansas	11-21-2015	11:56 (4)	31-42	3:05	51-50
11	Kentucky	10-6-1997	9:59 (3)	10-21	1:10	35-27
11	Kentucky	10-28-1995	0:39 (2)	14-25	4:51	42-32
10	Memphis	9-30-1997	4:54 (2)	0-10	0:00	13-10



On Nov. 21, 2015, Dak Prescott rallied MSU from an 11-point deficit in the fourth quarter to defeat Arkansas in Fayetteville for the first time by a score of 51-50. Prescott tied an SEC record with seven touchdowns accounted for.

## COMEBACKS AND LAST-MINUTE HEROICS (SINCE 1970)

### GAMES WON IN LAST POSSESSION

Date	Opponent	Score	Winning Play#	Time
10/1/1977	at Kansas State	\$ 24-21	D. Johnson 24-yard pass from B. Threadgill	1:16
10/24/1981	at Auburn	21-17	D. Knight 18-yard pass from J. Bond	1:00
11/13/1982	LSU	27-24	D. Moore 45-yard FG	0:23
11/17/1984	LSU	16-14	A. Cosby 27-yard FG	1:15
10/5/1985	Memphis	31-28	A. Cosby 54-yard FG	0:00
10/9/1989	at Southern Miss	26-23	J. Logan 34-yard FG	0:04
10/31/1992	at Kentucky	37-36	W. Harris 5-yard pass from G. Plump (K. Roberts run)	0:37
9/30/1997	Memphis	13-10	B. Hazelwood 53-yard FG	0:00
11/21/1998	Arkansas	22-21	B. Hazelwood 27-yard FG	0:07
11/4/1999	Kentucky	23-22	S. Westerfield 45-yard FG	0:05
11/25/1999	Ole Miss	23-20	S. Westerfield 44-yard FG	0:04
12/31/2000	Texas A&M	43-41	W. Madkin 6-yard run	First OT
10/23/2004	Florida	38-31	J. Norwood 37-yard run	0:32
9/23/2006	UAB	16-10	O. Conner 21-yard run	First OT
11/23/2007	Ole Miss	17-14	A. Carlson 48-yard FG	0:12
9/24/2011	Louisiana Tech	26-20	L. Perkins 17-yard pass from C. Relf	First OT
11/23/2013	Arkansas	24-17	D. Williams 25-yard run	First OT
11/28/2013	Ole Miss	17-10	D. Prescott 3-yard run	First OT

### OTHER GAMES WON IN THE LAST TWO MINUTES

Date	Opponent	Score	Winning Play#	Time
10/26/1991	at Auburn	24-17	Kenny Roberts 61 run	1:49
9/24/1994	Tennessee	24-21	Kendell Watkins 2 pass from Derrick Taite	0:36
10/15/1994	at So. Carolina	41-36	Chris Jones 26 pass from Derrick Taite	1:04
10/9/1999	at Auburn	18-16	Matt Butler 11 pass from Matt Wyatt	0:19
10/23/1999	LSU	17-16	Rod Gibson 1 run	1:39
12/29/2007	vs. UCF	10-3	Anthony Dixon 1 run	1:54

\*\* — time remaining when first points of comeback were registered

# — conversion included where it provided the margin of victory

\$ — game later forfeited by the NCAA

### OVERTIME RECORD: 5-5

Date	Opponent	Location	Result
11/23/96	Arkansas	Starkville	L, 13-16 (1OT)
10/21/00	LSU	Baton Rouge, La.	L, 38-45 (1OT)
11/18/00	Arkansas	Starkville	L, 10-17 (1OT)
12/31/00	Texas A&M	Shreveport, La.	W, 43-41 (1OT)
9/23/06	UAB	Birmingham, Ala.	W, 16-10 (1OT)
11/20/10	Arkansas	Starkville	L, 31-38 (2OT)
9/24/11	Louisiana Tech	Starkville	W, 26-20 (1OT)
11/23/13	Arkansas	Little Rock, Ark.	W, 24-17 (1OT)
11/28/13	Ole Miss	Starkville	W, 17-10 (1OT)
10/14/16	BYU	Provo, Utah	L, 21-28 (2OT)

MSU's road overtime record: 2-2

MSU's home overtime record: 2-3

MSU's neutral site overtime record: 1-0

MSU's overtime record under Dan Mullen: 3-2

## SINGLE-SEASON DEFENSIVE RECORDS

### MOST PLAYS AGAINST

Season: 977 (2014)

### FEWEST PLAYS AGAINST

Season: 431 (1936)

Season (Since 1950): 504 (1958)

### MOST NET YARDS ALLOWED

Season: 5968 (2016)

### FEWEST NET YARDS ALLOWED

Season: 1010 (1936)

Season (Since 1950): 2070 (1963)

### LOWEST YARDS-PER-PLAY ALLOWED

Season: 2.34 (1936) [431 for 1010 yards]

Season (Since 1950): 3.34 (1999) [734 for 2448 yards]

### LOWEST YARDS-PER-GAME ALLOWED

Season: 101.0 (1936) [1010 in 10 games]

Season (Since 1950): 207.0 (1963) [2070 in 10 games]

### MOST TDS ALLOWED

Season: 61 (2003)

### FEWEST TOUCHDOWNS ALLOWED

Season: 4 (1936)

Season (Since 1950): 9 (1963)

## RUSHING DEFENSE

### MOST ATTEMPTS AGAINST

Season: 608 (1977)

### FEWEST ATTEMPTS AGAINST

Season: 328 (1936)

Season (Since 1950): 373 (1958)

### MOST NET YARDS ALLOWED

Season: 2853 (1986)

### FEWEST NET YARDS ALLOWED

Season: 505 (1940)

Season (Since 1950): 736 (1999)

### LOWEST YARDS-PER-RUSH ALLOWED

Season: 1.44 (1940) [350 for 505 yards]

Season (Since 1950): 1.83 (1999) [403 for 736 yards]

### LOWEST YARDS-PER-GAME ALLOWED

Season: 50.5 (1940) [505 in 10 games]

Season (Since 1950): 66.9 (1999) [736 in 11 games]

### FEWEST TOUCHDOWNS ALLOWED

Season (Modern Era): 2 (1936)

Season (Since 1950): 4 (1963)

## PASSING DEFENSE

### MOST ATTEMPTS AGAINST

Season: 505 (2014)

### FEWEST ATTEMPTS AGAINST

Season: 102 (1950)

### MOST COMPLETIONS ALLOWED

Season: 291 (2016)

### FEWEST COMPLETIONS ALLOWED

Season: 40 (1936)

Season (Since 1950): 50 (1956 & 1953)

### MOST NET YARDS ALLOWED

Season: 3660 (2016)

### FEWEST NET YARDS ALLOWED

Season: 325 (1936)

Season (Since 1950): 635 (1957)

### LOWEST YDS-PER-GAME ALLOWED

Season: 32.5 (1936) [325 in 10 games]

Season (Since 1950): 63.9 (1953) [639 in 10 games]

### FEWEST TOUCHDOWNS ALLOWED

Season (Modern Era): 2 (1960, 1953 & 1936)

### INTERCEPTIONS

1.....22 (1994)

2.....19 (1970)

19 (2000)

19 (2012)

5.....18 (1967)

18 (1977)

18 (1992)

18 (2007)

9.....17 (1963)

17 (1972)

17 (2009)

### SACKS

1.....39 (1996)

2.....38 (1991)

3.....37 (2014)

4.....36 (1998)

5.....34 (1999)

6.....33 (1989)

7.....32 (1985)

8.....31 (2000)

9.....30 (2015)

30 (2005)

### MOST TACKLES FOR LOSS

Season: 98 (2015)

## SCORING DEFENSE

### MOST POINTS ALLOWED

Season: 471 (2003)

### FEWEST POINTS ALLOWED

Season: 6 (1903)

Season (Modern Era): 25 (1936)

Season (Since 1950): 82 (1963)

### HIGHEST POINTS-PER-GAME ALLOWED

Season: 39.25 (2003) [471 in 12 games]

### LOWEST POINTS-PER-GAME ALLOWED

Season: 2.5 (1936) [25 in 10 games]

Season (Since 1950): 8.2 (1963) [82 in 10 games]

### MOST TOUCHDOWNS ALLOWED

Season: 63 (2003)

### FEWEST TOUCHDOWNS ALLOWED

Season: 4 (1936)

Season (Since 1950): 9 (1963)

### MOST SHUTOUTS BY

Season: 7 (1913 & 1936)

Season (Since 1950): 3 (1950 & 1963)

## FIRST DOWNS

### MOST FIRST DOWNS ALLOWED

Season: 298 (2016)

### FEWEST FIRST DOWNS ALLOWED

Season: 51 (1936)

Season (Since 1950): 101 (1957)

## FUMBLES

### MOST FUMBLES CAUSED

Season: 45 (1976)

### MOST FUMBLES RECOVERED

Season: 29 (1953)

## TURNOVERS

### MOST TURNOVERS CAUSED

Season: 43 (1970)

## SINGLE-SEASON SPECIAL TEAMS' RECORDS

## PUNTING RECORDS

### TOTAL PUNTS

Rank	Punts	Year
1.	96 .....	1967
2.	82 .....	2008
3.	80 .....	1971
	80 .....	2007
5.	75 .....	1989

\* Fewest punts: 41 (1955)

### PUNTING AVERAGE

Rank	Average	Year
1.	43.6 .....	1973
2.	43.1 .....	1996
3.	43.0 .....	1997
4.	42.9 .....	2014
5.	42.8 .....	1992

## PUNT RETURNS

### MOST PUNT RETURNS

Season: 70 (1936)

Season (Since 1950): 47 (1956)

### MOST NET YARDS GAINED

Season: 778 (1936)

Season (Since 1950): 521 (1971)

### MOST TOUCHDOWNS

Season: 3 (1965, 1971, 1981 & 1998)

## KICKOFF RETURNS

### MOST KICKOFF RETURNS

Season: 61 (2009)

### MOST NET YARDS GAINED

Season: 1514 (2009)

### MOST TOUCHDOWNS

Season: 2 (1910)

Season (Modern Era): 1, Many Times (Last: 2015)

## SINGLE-SEASON SCORING RECORDS

### MOST POINTS SCORED

Season: 480 (2014)

### HIGHEST POINTS-PER-GAME AVERAGE

Season: 36.9 (2014) [480 in 13 games]

Season (Modern Era): 36.9 (2014) [480 in 13 games]

### FEWEST POINTS SCORED

Season: 0 (1895 & 1896)

Season (Modern Era): 38 (1949)

Season (Since 1950): 49 (1967)

### MOST TOUCHDOWNS SCORED

Season: 64 (2014)

### MOST TWO-POINT CONVERSIONS MADE

Season: 8 (1958)

### MOST TWO-POINT CONVERSIONS ATTEMPTED

Season: 13 (1958)

### MOST FIELD GOALS MADE

Season: 18 (1999)

### MOST FIELD GOALS ATTEMPTED

Season: 27 (1992)

### MOST PAT KICKS MADE

Season: 60 (2014)

### MOST PAT KICKS ATTEMPTED

Season: 64 (2014)

## SINGLE-SEASON PASSING RECORDS

### FEWEST ATTEMPTS

Season (Modern Era): 73 (1957)

### FEWEST COMPLETIONS

Season (Modern Era): 26 (1957)

### FEWEST NET YARDS GAINED

Season (Modern Era): 502 (1963)

### MOST INTERCEPTIONS THROWN

Season: 25 (1949, 2003)

### YARDAGE

Rank	Yardage	Year
1.	4113	2015
2.	3649	2014
3.	3178	2013
4.	3091	2012
5.	2726	2016
6.	2637	1978
7.	2611	2002
8.	2433	1999
9.	2424	2003
	2424	2010

### YARDS-PER-GAME

Rank	Yardage	Year
1.	316.4	2015
2.	280.7	2014
3.	244.5	2013
4.	239.7	1978
5.	237.8	2012
6.	221.2	1999
7.	220.2	1985
8.	217.6	2002
9.	214.9	1969
10.	214.9	2001

### COMPLETION PERCENTAGE

Rank	Percentage	Year
1.	.662	2015
2.	.617	2014
3.	.590	2013
4.	.587	2012
5.	.583	2010
6.	.575	2009
7.	.571	1953
8.	.569	1978
9.	.567	2011
10.	.566	2010

### ATTEMPTS

Rank	Attempts	Year
1.	500	2015
2.	442	2002
3.	429	2013
4.	424	2012
5.	423	2014
6.	411	2016
7.	406	1988
8.	395	2003
9.	385	2008
10.	372	2007

### COMPLETIONS

Rank	Completions	Year
1.	331	2015
2.	261	2014
3.	253	2013
4.	249	2012
5.	230	2016
6.	226	2002
7.	210	2008
8.	207	2003
9.	198	2011
10.	189	1969

### TOUCHDOWNS

Rank	Touchdowns	Year
1.	33	2015
2.	31	2014
3.	28	2012
4.	24	2016
5.	19	2011
6.	18	2013
	18	2010
8.	17	1994
9.	16	1969
	16	1985
	16	1995

## SINGLE-SEASON RUSHING RECORDS

### FEWEST ATTEMPTS

Season (Modern Era): 341 (1962)

### FEWEST NET YARDS GAINED

Season (Modern Era): 716 (1969)

### HIGHEST YARDS-PER-RUSH AVERAGE

Season: 5.6 (2016) [532 for 2997 yards]

### ATTEMPTS

Rank	Rushes	Year
1.	651	1980
2.	648	1981
3.	644	1976
4.	619	2010
5.	608	1974

### YARDS

Rank	Yards	Year
1.	3135	1980
2.	3030	2014
3.	2997	2016
4.	2971	1976
5.	2907	1979

### YARDS-PER-GAME

Rank	Average	Year
1.	285.0	1980
2.	270.1	1976
3.	264.3	1979
4.	263.5	1982
5.	253.5	1945

### TOUCHDOWNS

Rank	Touchdowns	Year
1.	31	1974
2.	29	2014
	29	2013
4.	28	1980
	28	2010

## SINGLE-SEASON TOTAL OFFENSE RECORDS

### FEWEST PLAYS

Season (Modern Era): 502 (1962)

### FEWEST NET YARDS GAINED

Season (Modern Era): 1638 (1967)

### HIGHEST YARDS-PER-PLAY AVERAGE

Season: 6.7 (2014) [1001 for 6679 yards]

### MOST TOUCHDOWNS (RUSH & PASS)

Season: 60 (2014)

### TOTAL PLAYS

Rank	Plays	Year
1.	1001	2014
2.	956	2013
3.	943	2016
4.	927	2015
5.	907	2010
6.	880	2007
7.	863	2002
8.	862	2011
9.	848	2012
10.	821	2009

### TOTAL OFFENSIVE YARDS

Rank	Yards	Year
1.	6679	2014
2.	5986	2015
3.	5723	2016
4.	5647	2013
5.	5217	2010
6.	4965	2012
7.	4643	2011
8.	4642	1982
9.	4463	2009
10.	4250	2000

### PER GAME OFFENSE

Rank	Average	Year
1.	513.8	2014
2.	460.5	2015
3.	440.2	2016
4.	434.4	2013
5.	422.0	1982
6.	401.3	2010
7.	386.4	2000
8.	381.9	2012
9.	380.8	1980
10.	377.3	1985

### TOTAL FIRST DOWNS

Rank	First Downs	Year
1.	334	2014
2.	305	2013
3.	302	2015
4.	287	2016
5.	268	2010
6.	262	2012
7.	241	2011
8.	233	1982
9.	229	2009
10.	220	1974



## OFFENSIVE RECORDS

### RUSHING RECORDS

#### RUSHING ATTEMPTS

Game	Player	Att.	Opp.	Date	Yds.
1.	Michael Davis	40	Ole Miss	11-27-1993	154
2.	James Johnson	36	Alabama	11-14-1998	237
3.	Tommy Garrison	35	Texas Tech	10-7-1967	110
4.	Jerious Norwood	34	Ole Miss	11-26-2005	204
5.	Michael Davis	33	South Carolina	10-16-1993	128
	Anthony Dixon	33	Kentucky	10-31-2009	252
	Vick Ballard	33	Arkansas	11-20-2010	150
8.	Tom McWilliams	32	LSU	10-21-1944	139
	Tom McWilliams	32	Tulane	11-1-1947	145
	Keffer McGee	32	Baylor	9-16-1995	132
	Anthony Dixon	32	UAB	10-6-2007	152

#### Season

	Player	Att.	Year	Yds.	Avg.
1.	Anthony Dixon	287	2007	1066	3.7
2.	Anthony Dixon	257	2009	1391	5.4
3.	James Johnson	236	1998	1383	5.9
4.	Keffer McGee	235	1995	1072	4.6
5.	James Johnson	217	1997	1069	4.9
6.	Wayne Jones	212	1973	1193	5.6
7.	Dak Prescott	210	2014	986	4.7
8.	LaDarius Perkins	205	2012	1024	5.0
	Michael Davis	205	1993	883	4.3
10.	Anthony Dixon	197	2008	869	4.4

#### Career

Player	Att.	Years	Yds.	Avg.
1. Anthony Dixon	910	2006-09	3994	4.4
2. Michael Davis	578	1991-94	2721	4.7
3. Jerious Norwood	573	2002-05	3222	5.6
4. John Bond	572	1980-83	2280	4.0
5. Dak Prescott	536	2012-15	2521	4.7
6. LaDarius Perkins	530	2010-13	2554	4.8
7. Don Smith	485	1983-86	1868	3.9
8. Walter Packer	483	1973-76	2820	5.8
9. James Johnson	453	1997-98	2452	5.4
10. Bruce Threadgill	451	1974-77	1211	2.7

### RUSHING YARDS

Game	Player	Yds.	Opp.	Date	Att.
1.	Nick Fitzgerald	258	Ole Miss	11-26-2016	14
2.	Anthony Dixon	252	Kentucky	10-31-2009	33
3.	Jerious Norwood	247	Houston	10-22-2005	24
4.	James Johnson	237	Alabama	11-14-1998	36
5.	Kevin Bouie	217	Kentucky	10-29-1994	23
6.	James Johnson	209	Kentucky	11-7-1998	28
7.	Jerious Norwood	204	Ole Miss	11-26-2005	34
8.	Jerious Norwood	201	UAB	10-9-2004	24
9.	Dennis Johnson	198	Memphis	10-19-1974	26
	James Johnson	198	Alabama	11-15-1997	23
	Josh Robinson	198	Kentucky	10-25-2014	23

#### Season

Player	Yds.	Year	Att.	Avg.
1. Anthony Dixon	1391	2009	257	5.4
2. James Johnson	1383	1998	236	5.9
3. Nick Fitzgerald	1375	2016	218	7.1
4. Josh Robinson	1203	2014	190	6.3
5. Wayne Jones	1193	1973	212	5.6
6. Vick Ballard	1189	2011	193	6.2
7. Jerious Norwood	1126	2005	191	5.9
8. Keffer McGee	1072	1995	235	4.6
9. James Johnson	1069	1997	217	4.9
10. Anthony Dixon	1066	2007	287	3.7

#### Career

Player	Yds.	Years	Att.	Avg.
1. Anthony Dixon	3994	2006-09	910	4.4
2. Jerious Norwood	3212	2002-05	573	5.6
3. Walter Packer	2820	1973-76	483	5.8
4. Michael Davis	2721	1991-94	578	4.7
5. Michael Haddix	2558	1979-82	425	6.0
6. LaDarius Perkins	2554	2010-13	530	4.8
7. Dak Prescott	2521	2012-15	536	4.7
8. James Johnson	2452	1997-98	453	5.4
9. Dennis Johnson	2284	1974-77	428	5.3
10. John Bond	2280	1980-83	572	4.0

### MOST NET YARDS GAINED (QB)

Game: 258, Nick Fitzgerald at Ole Miss (11-26-2016)

Season: 1375, Nick Fitzgerald (2016)

Career: 2521, Dak Prescott (2012-15)

### MOST NET YARDS GAINED (FRESHMAN)

Game: 198, Dennis Johnson vs. Memphis (10-19-1974)

Season: 720, John Bond (1980)

### RUSHING YARDS PER GAME

Season	Player	YPG	Year	Games	Yds.
1.	Anthony Dixon	126.50	2009	11	1391
2.	James Johnson	115.30	1998	12	1383
3.	Wayne Jones	108.45	1973	11	1193
4.	Nick Fitzgerald	105.77	2016	13	1375
5.	Jerious Norwood	102.36	2005	11	1126
6.	Keffer McGee	97.45	1995	11	1072
7.	James Johnson	97.18	1997	11	1069
8.	Jerious Norwood	95.45	2004	11	1050
9.	Josh Robinson	92.54	2014	13	1203
10.	Walter Packer	92.00	1975	11	1012

Career (Min. 20 games): 106.6, James Johnson (1997-98)

[2452 in 23 games]

Career (Min. 40 games): 83.2, Anthony Dixon (2006-09)

[3994 in 48 games]

### YARDS PER RUSH

Game (Min. 5 att.): 19.5, Blondy Black vs. Duquesne (11-14-1942) [6 for 117 yards]

Game (Min. 10 att.): 18.4, Nick Fitzgerald at Ole Miss (11-26-2016) [14 for 258 yards]

Game (Min. 20 att.): 9.4, Kevin Bouie vs. Kentucky (10-29-1994) [23 for 217 yards]

Game (Min. 30 att.): 7.6, Anthony Dixon vs. Kentucky (10-31-2009) [33 for 252 yards]

Season (Min. 90 att.): 7.1, Nick Fitzgerald (2016)

[195 for 1375 yards]

Season (Min. 100 att.): 7.1, Nick Fitzgerald (2016)

[195 for 1375 yards]

Career (Min. 200 att.): 6.2, Harvey Johnson (1938-40)

[234 for 1442 yards]

Career (Min. 400 att.): 6.0, Michael Haddix (1979-82)

[425 for 2558 yards]

### LONGEST RUSHES

Player	Yards	Opponent	Date
1. Stanley Howell	98	Southern Miss	10-27-79
2. Blondy Black	97	Duquesne	11-14-42
3. Ode Burrell	90	Tulane	10-12-62
	Fred Collins	Ole Miss	11-24-79
5. John Bond	87	Auburn	10-23-82
	Kenny Roberts	Vanderbilt	9-2-89
7. Blondy Black	85	San Francisco	12-6-41
	Walter Packer	LSU	11-15-75
9. Don Smith	84	Southern Miss	10-6-84
10. James Johnson	83	Alabama	11-15-97

### 100-YARD RUSHING GAMES

#### Season

Player	Games	Year
1. Anthony Dixon	8	2009
Nick Fitzgerald	8	2016
3. James Johnson	7	1998
Wayne Jones	7	1973
5. Vick Ballard	6	2011
Dicenzo Miller	6	2000
Dontae Walker	6	2000
Don Smith	6	1986
Walter Packer	6	1974
10. Jerious Norwood	5	2005
Jerious Norwood	5	2004
Keffer McGee	5	1995
Michael Davis	5	1994

#### Career

Player	Games	Years
1. Anthony Dixon	17	2006-09
2. Jerious Norwood	13	2002-05
3. James Johnson	12	1997-98
4. Walter Packer	12	1973-76
5. Vick Ballard	10	2010-11
Dicenzo Miller	10	1998-01
Michael Davis	10	1991-94
Michael Haddix	10	1979-82
9. Dak Prescott	9	2012-15
Don Smith	9	1983-86
10. Dontae Walker	8	1999-02
Keffer McGee	8	1994-96
Dennis Johnson	8	1974-77
Nick Fitzgerald	8	2015-present

### MOST 100-YARD RUSHING GAMES (QB)


Season: 8, Nick Fitzgerald (2016)

Career: 9, Dak Prescott (2012-15); Don Smith (1983-86)

### MOST CONSECUTIVE 100-YARD RUSHING GAMES

Season: 6, Dicenzo Miller (2000)

Career: 6, Dicenzo Miller (2000)



Nick Fitzgerald tied the MSU record and set an SEC quarterback record for most 100-yard rushing games in a season with eight in 2016.

## RUSHING TOUCHDOWNS

### Game

	Player	TDs	Opp.	Date
1.	Harry McArthur	7	Cumberland	10-10-1914
	Harry Furman	7	Mercer	10-24-1907
	Harry Furman	7	Southern Baptist	10-21-1907
4.	<b>Nick Fitzgerald</b>	<b>4</b>	<b>Arkansas</b>	<b>11-19-2016</b>
	James Johnson	4	UCF	10-25-1997
	Keffer McGee	4	Northeast Louisiana	9-30-1995
	John Bond	4	LSU	11-12-1983
	James Jones	4	Memphis	9-23-1978
	Art Davis	4	LSU	11-13-1954
	Jackie Parker	4	Arkansas State	10-4-1952

### Season

	Player	TDs	Year	Att.	Yds.
1.	Vick Ballard	19	2010	186	968
2.	<b>Nick Fitzgerald</b>	<b>16</b>	<b>2016</b>	<b>195</b>	<b>1375</b>
	Jackie Parker	16	1952	126	455
4.	Dak Prescott	14	2014	210	986
	Anthony Dixon	14	2007	287	1066
	Harry Furman	14	1907	NA	NA
7.	Dak Prescott	13	2013	134	829
	Keffer McGee	13	1995	235	1072
	John Bond	13	1983	164	612
10.	Anthony Dixon	12	2009	257	1391
	James Johnson	12	1998	236	1383
	James Johnson	12	1997	217	1069

### Career

	Player	TDs	Years	Att.	Yds.
1.	Anthony Dixon	42	2006-09	910	3994
2.	Dak Prescott	41	2012-15	536	2521
3.	Vick Ballard	29	2010-11	379	2157
4.	Michael Davis	27	1991-94	578	2721
5.	James Johnson	24	1997-98	453	2452
	John Bond	24	1980-83	572	2280
	Jackie Parker	24	1952-53	201	663
8.	Dontae Walker	22	1999-02	417	1875
9.	Don Smith	21	1983-86	485	1868
10.	Michael Haddix	20	1979-82	425	2558
	Walter Packer	20	1973-76	483	2820

## TOTAL OFFENSE RECORDS

## TOTAL YARDS

### Game

	Player	Yds.	Opponent	Date	Stats
1.	Dak Prescott	554	Arkansas	11-21-2015	46r/508p
2.	<b>Nick Fitzgerald</b>	<b>536</b>	<b>Samford</b>	<b>10-29-2016</b>	<b>119r/417p</b>
3.	Dak Prescott	500	Georgia Tech	12-31-2014	47r/453p
4.	Derrick Taite	468	Tulane	10-22-1994	2r/466p
5.	Dak Prescott	465	Kentucky	10-24-2015	117r/348p
6.	<b>Nick Fitzgerald</b>	<b>459</b>	<b>Arkansas</b>	<b>11-19-2016</b>	<b>131r/328p</b>
7.	Wes Carroll	441	Arkansas	11-17-2007	20r/421p
8.	Dak Prescott	427	NC State	12-30-2015	47r/380p
9.	<b>Nick Fitzgerald</b>	<b>415</b>	<b>UMass</b>	<b>9-24-2016</b>	<b>110r/305p</b>
10.	Dave Marler	408	Alabama	11-4-1978	-21r/429p

### Season

	Player	Year	Rush	Pass	Total
1.	Dak Prescott	2014	986	3449	4435
2.	Dak Prescott	2015	588	3793	4381
3.	<b>Nick Fitzgerald</b>	<b>2016</b>	<b>1375</b>	<b>2423</b>	<b>3798</b>
4.	Tyler Russell	2012	-5	2897	2892
5.	Don Smith	1985	554	2332	2886
6.	Dak Prescott	2013	829	1940	2769
7.	Chris Relf	2010	713	1789	2502
8.	Dave Marler	1978	(-31)	2422	2391
9.	Don Smith	1986	740	1609	2349
10.	Derrick Taite	1995	16	2241	2257

### Career

	Player	Years	Plays	Rush	Pass	Total
1.	Dak Prescott	2012-15	1705	2521	9376	11897
2.	Don Smith	1983-86	1223	1868	5229	7097
3.	John Bond	1980-83	1237	2280	4621	6901
4.	Wayne Madkin	1998-01	1121	146	6336	6482
5.	Tyler Russell	2010-13	815	117	5441	5558
6.	Kevin Fant	2000-03	635	(-207)	5631	5424
7.	Derrick Taite	1993-96	924	173	5232	5405
8.	Chris Relf	2008-11	860	1575	3297	4872
9.	Tommy Pharr	1967-69	976	569	3720	4289
10.	<b>Nick Fitzgerald</b>	<b>2015-p</b>	<b>594</b>	<b>1502</b>	<b>2658</b>	<b>4160</b>

## YARDS PER GAME AVERAGE

**Season:** 485.7, Dak Prescott (2015) [6314 in 13 games]

**Career:** 242.8, Dak Prescott (2012-15) [11897 in 49 games]

## PLAYS

**Game:** 70, Dak Prescott vs. Alabama (11-15-2014)

**Season:** 637, Dak Prescott (2015)

**Career:** 1,709, Dak Prescott (2012-15)

## TOUCHDOWNS RESPONSIBLE FOR

### Game

7, Dak Prescott at Arkansas (11-21-2015); Nick Fitzgerald vs. Samford (10-29-2016)

### Season

	Player	Year	Rush	Pass	TDs
1.	Dak Prescott	2014	14	27 & 1 rec.	42
2.	Dak Prescott	2015	10	29	39
3.	<b>Nick Fitzgerald</b>	<b>2017</b>	<b>16</b>	<b>21</b>	<b>37</b>
4.	Tyler Russell	2012	2	24	26
5.	Dak Prescott	2013	13	10 & 2 rec.	25
6.	Jackie Parker	1952	16	8	24
7.	Don Smith	1985	6	15	21
8.	Vick Ballard	2010	19	0	19
9.	Chris Relf	2010	5	13	18
10.	Kevin Fant	2003	2	14	16
	Derrick Taite	1995	0	16	16
	Don Smith	1986	6	10	16

### Career

	Player	Years	Rush	Pass	TDs
1.	Dak Prescott	2012-15	41	70 & 3 rec.	114
2.	Don Smith	1983-86	21	31	52
3.	Anthony Dixon	2006-09	46	0	46
4.	Tyler Russell	2010-13	3	42	45
5.	<b>Nick Fitzgerald</b>	<b>2015-p</b>	<b>19</b>	<b>24</b>	<b>43</b>
6.	John Bond	1980-83	24	18	42
7.	Wayne Madkin	1998-01	7	34	41
8.	Derrick Taite	1993-96	2	38	40
9.	Jackie Parker	1952-53	24	15	39
10.	Chris Relf	2008-11	9	28	37



*Dak Prescott (2012-15) departed MSU with a total of 38 program records (single-game, single-season and career).*

## ALL-PURPOSE RECORDS TOTAL YARDS

### Game

	Player	Yds.	Opponent	Date	Stats
1.	Nick Turner	344	Tennessee	11-15-2003	41 rush / 37 receive / 163 KOR / 103 PR
2.	LaDarius Perkins	319	Ole Miss	11-27-2010	98 rush / 140 receive / 65 KOR / 16 PR
3.	James Johnson	312	Alabama	11-14-1998	237 rush / 75 receive
4.	Jameon Lewis	267	Rice	12-31-2013	220 receive / 27 KOR / 20 PR
5.	Anthony Dixon	266	Kentucky	10-31-2009	252 rush / 14 receive
6.	David Smith	265	LSU	11-15-1969	-12 rush / 102 receive / 175 KOR
7.	Jerious Norwood	265	Houston	10-22-2005	247 rush / 9 receive / 9 PR
8.	LaDarius Perkins	261	Troy	9-15-2012	179 rush / -3 receive / 85 KOR
9.	Eric Moulds	258	LSU	9-10-1994	95 receive / 163 KOR
	<b>Nick Fitzgerald</b>	<b>258</b>	<b>Ole Miss</b>	<b>11-26-2016</b>	<b>258 rush</b>

### Season

	Player	Season	Yds.	Rush	Rec.	KR	PR
1.	Nick Turner	2003	1664	696	93	565	310
2.	Josh Robinson	2014	1573	1203	370	0	0
3.	Kevin Prentiss	1998	1546	68	681	458	339
4.	Jameon Lewis	2013	1537	117	923	446	51
5.	Anthony Dixon	2009	1514	1391	123	0	0
6.	Dicenzo Miller	2000	1513	1005	344	62	102
7.	LaDarius Perkins	2012	1509	1024	160	325	0
8.	James Johnson	1998	1481	1383	98	0	0
9.	<b>Nick Fitzgerald</b>	<b>2016</b>	<b>1384</b>	<b>1375</b>	<b>9</b>	<b>0</b>	<b>0</b>
10.	Vick Ballard	2011	1376	1189	187	0	0

### Career

	Player	Years	Yds.	Rush	Rec.	KR	PR
1.	Anthony Dixon	2006-09	4443	3994	449	0	0
2.	LaDarius Perkins	2010-13	4253	2554	714	969	16
3.	Walter Packer	1973-76	4169	2820	171	1166	12
4.	Tony James	1989-92	3973	218	561	1862	1332
5.	Jerious Norwood	2002-05	3750	3212	186	309	43
6.	David Smith	1968-70	3572	80	2168	1131	193
7.	Chad Bumphis	2009-12	3380	232	2270	526	352
8.	Mardye McDole	1977-80	3353	430	2214	427	282
9.	Dicenzo Miller	1998-01	3274	2209	732	186	147
10.	Kenny Roberts	1989-92	2947	2070	533	344	0

## YARDS PER PLAY

**Game (min. 5 plays):** 34.0, Eric Moulds vs. Tulane

(10-22-1994) [7 for 238 yds]

**Game (min. 10 plays):** 23.3, Kevin Prentiss vs. Tennessee

(12-5-1998) [10 for 233 yds]

**Season:** 23.0, Eric Moulds (1994) [55 for 1263 yards]

**Career (min. 150 plays):** 17.8, Glen Young (1979-82)

[162 for 2883 yards]

**Career (min. 200 plays):** 14.5, Mardye McDole (1977-80)

[232 for 3353 yards]

## PLAYS

**Game:** 40, Michael Davis vs. Ole Miss (11-27-1993)

**Season:** 276, Anthony Dixon (2007)

**Career:** 966, Anthony Dixon (2006-09)

PASSING RECORDS

PASSING ATTEMPTS

Game: 53, Joe Reed vs. LSU (11-14-1970)

Season

Player	Att.	Year	Yds.	Pct.	Cmp.
1. Dak Prescott	477	2015	3793	.662	316
2. Dak Prescott	396	2014	3449	.616	244
3. Tyler Russell	394	2012	2897	.586	231
4. Nick Fitzgerald	361	2016	2423	.543	196
5. Kevin Fant	351	2003	2151	.530	186
6. Tony Shell	335	1988	1884	.457	153
7. Tommy Pharr	319	1968	1838	.542	173
8. Don Smith	312	1985	2332	.458	143
9. Kevin Fant	311	2002	1918	.524	163
10. Derrick Taite	309	1995	2241	.534	165

Career

Player	Att.	Years	Cmp.	Yds.
1. Dak Prescott	1169	2012-15	734	9376
2. Wayne Madkin	887	1998-01	462	6336
3. Kevin Fant	866	2000-03	461	5631
4. Don Smith	738	1983-86	342	5229
5. Derrick Taite	734	1993-96	362	5232
6. Tony Shell	715	1988-90	349	4292
7. Tyler Russell	699	2010-13	410	5441
8. John Bond	665	1980-83	307	4621
9. Tommy Pharr	648	1967-69	339	3720
10. Omarr Conner	507	2003-06	269	3080

COMPLETIONS

Game: 33, Dak Prescott at Arkansas (11-21-2015)

Season

Player	Cmp.	Year	Att.	Yds.
1. Dak Prescott	316	2015	477	3793
2. Dak Prescott	244	2014	396	3449
3. Tyler Russell	231	2012	394	2897
4. Nick Fitzgerald	196	2016	361	2423
5. Kevin Fant	186	2003	351	2151
6. Tommy Pharr	173	1968	319	1838
7. Derrick Taite	165	1995	309	2241
8. Kevin Fant	163	2002	311	1918
Dave Marler	163	1978	287	2422
10. Dak Prescott	156	2013	267	1940

Career

Player	Cmp.	Years	Att.	Yds.
1. Dak Prescott	734	2012-15	1169	9376
2. Wayne Madkin	462	1998-01	887	6336
3. Kevin Fant	461	2000-03	866	5631
4. Tyler Russell	410	2010-13	699	5441
5. Derrick Taite	362	1993-96	734	5232
6. Tony Shell	349	1988-90	715	4292
7. Don Smith	342	1983-86	738	5229
8. Tommy Pharr	339	1967-69	648	3720
9. John Bond	307	1980-83	665	4621
10. Tyson Lee	283	2008-09	481	2963

CONSECUTIVE COMPLETIONS

One Game: 11, Dave Marler vs. Tennessee (10-28-1978)

Two Games: 17, Dave Marler vs. Florida State & Tennessee (10-14 & 10-28-1978)

COMPLETION PERCENTAGE

Game (min. 9 att.): 1.000, Jackie Parker vs. Ole Miss (11-28-1953) [9 of 9]

Game (min. 15 att.): .813, John Bond vs. Tulane (9-4-1982) [13 of 16]

Game (min. 25 att.): .766, Dak Prescott vs. Texas A&M (10-4-14) [20 of 26]

Season (min. 50 attempts)

Player	Pct.	Year	Att.	Cmp.
1. Dak Prescott	.662	2015	477	316
2. Dak Prescott	.616	2014	396	244
3. Chris Relf	.600	2011	190	114
4. Tyson Lee	.588	2008	260	153
Tyson Lee	.588	2009	221	130
6. Tyler Russell	.586	2012	394	231
Chris Relf	.586	2010	220	129
8. Dak Prescott	.584	2013	267	156
9. Tyler Russell	.582	2010	67	39
10. Dave Marler	.568	1978	287	163

Career

Player	Pct.	Years	Cmp.	Att.
1. Dak Prescott	.628	2012-15	734	1169
2. Tyson Lee	.588	2008-09	283	481
3. Tyler Russell	.587	2010-13	410	699
4. Chris Relf	.580	2008-11	267	460
5. Dave Marler	.568	1977-78	163	287
6. Sleepy Robinson	.557	1989-92	108	194
7. Charlie Furlow	.555	1960-62	161	290
8. Nick Fitzgerald	.552	2015-p	207	305
9. Kevin Fant	.532	2000-03	461	866
10. Omarr Conner	.531	2003-06	269	507

PASSING YARDS

Game

Player	Yds.	Opp.	Date	C-Att.
1. Dak Prescott	508	Arkansas	11-21-2015	38-50
2. Derrick Taite	466	Tulane	10-22-1994	21-30
3. Dak Prescott	453	Georgia Tech	12-31-2014	33-51
4. Dave Marler	429	Alabama	11-4-1978	28-46
5. Wesley Carroll	421	Arkansas	11-17-2007	29-51
6. Nick Fitzgerald	417	Samford	10-29-2016	20-35
7. Todd Jordan	405	Florida	10-2-1993	24-44
8. Mike Henig	384	Kentucky	10-28-2006	22-41
9. Dak Prescott	380	NC State	12-30-2015	25-42
10. Todd Jordan	370	Memphis	9-4-1993	23-43

Season

Player	Yds.	Year	Att.	Cmp.	Pct.
1. Dak Prescott	3793	2015	477	316	.662
2. Dak Prescott	3449	2014	396	244	.616
3. Tyler Russell	2897	2012	394	231	.586
4. Nick Fitzgerald	2423	2016	361	196	.552
5. Dave Marler	2422	1978	287	163	.568
6. Don Smith	2332	1985	312	143	.458
7. Derrick Taite	2241	1995	309	165	.534
8. Kevin Fant	2151	2003	351	186	.530
9. Dak Prescott	1940	2013	267	156	.584
10. Todd Jordan	1935	1993	294	131	.446

Career

Player	Yds.	Years	Att.	Cmp.	Pct.
1. Dak Prescott	9376	2012-15	1169	734	.628
2. Wayne Madkin	6336	1998-01	887	462	.521
3. Kevin Fant	5631	2000-03	866	461	.532
4. Tyler Russell	5441	2010-13	699	410	.587
5. Derrick Taite	5232	1993-96	734	362	.493
6. Don Smith	5229	1983-86	738	342	.463
7. John Bond	4621	1980-83	665	307	.462
8. Tony Shell	4292	1988-90	715	349	.488
9. Tommy Pharr	3720	1967-69	648	339	.523
10. Chris Relf	3297	2008-11	460	267	.580

PASSING YARDS PER ATTEMPT

Career (min. 150 attempts)

Player	Yds/Att.	Years	Att.	Yds.
1. Jackie Parker	8.518	1952-53	166	1414
2. Dave Marler	8.439	1977-78	287	2422
3. Dak Prescott	8.021	2012-15	1169	9376
4. Sleepy Robinson	7.789	1989-92	194	1511
5. Tyler Russell	7.784	2010-13	699	5441
6. Chris Relf	7.167	2008-11	460	3297
7. Wayne Madkin	7.143	1998-01	462	6336
8. Greg Plump	7.134	1991-93	157	1120
9. Derrick Taite	7.128	1993-96	734	5232
10. Nick Fitzgerald	7.088	2015-p	375	2658

PASSING YARDS PER GAME

Season

Player	YPG	Year	GP	Att.	Cmp.	Yds.
1. Dak Prescott	291.77	2015	13	477	316	3793
2. Dak Prescott	265.31	2014	13	396	244	3449
3. Tyler Russell	222.85	2012	13	394	231	2897
4. Dave Marler	220.18	1978	11	287	163	2422
5. Don Smith	212.00	1985	11	312	143	2332
6. Derrick Taite	203.73	1995	11	309	165	2241
7. Tommy Pharr	200.38	1969	8	258	140	1603
8. Kevin Fant	191.80	2002	10	311	163	1918
9. Tony Shell	188.40	1988	10	335	153	1884
10. Nick Fitzgerald	186.38	2016	13	361	196	2423

200-YARD PASSING GAMES

Season

Player	Games	Year
1. Dak Prescott	12	2015
Dak Prescott	12	2014
3. Tyler Russell	8	2012
4. Derrick Taite	6	1995
Dave Marler	6	1978
Tommy Pharr	6	1968
7. Nick Fitzgerald	5	2016
Dak Prescott	5	2013
Kevin Fant	5	2003
Tommy Pharr	5	1969
Wayne Madkin	5	2000
Tony Shell	5	1988
Don Smith	5	1985

Career

Player	Games	Years
1. Dak Prescott	29	2012-p
2. Tommy Pharr	11	1967-69
Wayne Madkin	11	1998-01
Kevin Fant	11	2000-03
5. Tyler Russell	10	2010-13
6. Derrick Taite	9	1993-96
7. Don Smith	8	1983-86
8. Tony Shell	7	1988-90

300-YARD PASSING GAMES

Season: 7, Dak Prescott (2015)

Career: 9, Dak Prescott (2012-15)

LONGEST PASSES

Yds.	Players	Opponent	Year
1. 91	Kevin Fant to Terrell Grindle	Kentucky	2002
2. 89	Kevin Fant to Ray Ray Bivines	Jacksonville St.	2002
3. 87	Tommy Pharr to Eric Hoggatt	Florida	1969
4. 84	Omarr Conner to Ty Freeman	Ole Miss	2004
84	Derrick Taite to Keffer McGee	Auburn	1995
6. 83	Bill Stanton to William Earl Morgan	Kentucky	1955
7. 82	Wayne Madkin to Terrell Grindle	LSU	2000
8. 81	Chris Relf to LaDarius Perkins	Michigan	2011
81	Matt Wyatt to Jeremy Jones	Auburn	1996
81	Derrick Taite to Chris Jones	Tennessee	1995
81	Bruce Threadgill to Dennis Johnson	Washington	1977



## PASSING TOUCHDOWNS

Game				
Player	TDs	Opp.	Date	
1. Nick Fitzgerald	5	Samford	10-29-2016	
Dak Prescott	5	Arkansas	11-21-2015	
3. Dak Prescott	4	NC State	12-30-2015	
Dak Prescott	4	Missouri	11-5-2015	
Dak Prescott	4	UAB	9-6-2014	
Dak Prescott	4	Southern Miss	8-30-2014	
Tyler Russell	4	Arkansas	11-17-2012	
Tyler Russell	4	Memphis	9-4-2010	
Wesley Carroll	4	Arkansas	11-17-2007	
Omarr Conner	4	Murray State	9-3-2005	
Derrick Taite	4	Memphis	9-2-1995	
Derrick Taite	4	Tulane	10-22-1994	
Tony Shell	4	Alabama	10-29-1988	
Tony Shell	4	Georgia	9-17-1988	

### Season

Player	TDs	Year	Att.	Cmp.	Yds.
1. Dak Prescott	29	2015	477	316	3793
2. Dak Prescott	27	2014	396	244	3449
3. Tyler Russell	24	2012	394	231	2897
4. Nick Fitzgerald	21	2016	361	196	2423
5. Derrick Taite	16	1995	309	165	2241
6. Don Smith	15	1985	312	143	2332
7. Kevin Fant	14	2003	351	186	2151
Derrick Taite	14	1994	220	110	1806
9. Chris Relf	13	2010	220	129	1789
Tony Shell	13	1988	335	153	1884

### Career

Player	TDs	Years	Yds.	Int.
1. Dak Prescott	70	2012-15	9376	23
2. Tyler Russell	42	2010-13	5441	23
3. Derrick Taite	38	1993-96	5232	25
4. Wayne Madkin	34	1998-01	6336	35
5. Kevin Fant	33	2000-03	5631	43
6. Don Smith	31	1983-86	5229	35
7. Chris Relf	28	2008-11	3297	18
8. Tony Shell	25	1988-90	4292	29
9. Nick Fitzgerald	24	2015-p	2658	10
Tommy Pharr	24	1967-69	3720	36

## CONSECUTIVE GAMES WITH A TD PASS

**One Season:** 13, Dak Prescott (2014)

**Two Seasons:** 17, Dak Prescott (2014-15)

## PASSING EFFICIENCY

### Season (min. 50 attempts)

Player	P.E.	Year	Yds.	TD	Int.
1. Dak Prescott	151.72	2014	3449	27	11
2. Dak Prescott	151.01	2015	3793	29	5
3. Tyler Russell	144.54	2010	635	5	6
4. Bruce Threadgill	143.69	1976	807	7	4
5. Tyler Russell	142.20	2013	875	5	3
6. Chris Relf	140.99	2010	1789	13	6
7. Tyler Russell	135.42	2012	2897	24	10
8. Tyler Russell	135.08	2011	1034	8	4
9. Sleepy Robinson	132.93	1991	1167	8	7
10. Derrick Taite	132.67	1994	1806	14	8

### Career

Player	P.E.	Years	Yds.	TD	Int.
1. Dak Prescott	146.10	2012-15	9376	70	23
2. Tyler Russell	137.29	2010-13	5441	42	23
3. Jackie Parker	135.11	1952-53	1414	15	5
4. Sleepy Robinson	133.57	1989-92	1511	14	11
5. Chris Relf	130.57	2008-11	3297	28	18
6. Nick Fitzgerald	130.53	2015-p	2658	24	10
7. Dave Marler	128.48	1977-78	2422	11	17
8. Derrick Taite	119.47	1993-96	5232	38	25
9. Wayne Madkin	116.85	1998-01	6336	34	35
10. Ashby Cook	113.33	1963-65	1476	10	8

## INTERCEPTION PERCENTAGE

### Career

Player	Pct.	Years	Int.	Att.
1. Dak Prescott	.0196	2012-15	23	1169
2. Omarr Conner	.0296	2003-06	15	507
3. Nick Fitzgerald	.0267	2015-p	10	375
4. Tyler Russell	.0329	2010-13	23	699
5. Derrick Taite	.0341	1993-96	25	734
6. Ashby Cook	.0356	1963-65	8	225
7. Wesley Carroll	.0378	2007-08	14	370
8. Chris Relf	.0391	2008-11	18	460
9. Wayne Madkin	.0394	1998-01	35	887
10. Tyson Lee	.0395	2008-09	19	481

## INTERCEPTIONS THROWN

**Game:** 6, Max Stainbrook vs. Cincinnati (10-15-49);

Michael Henig vs. LSU (8-30-2007)

**Season:** 21, Kevin Fant (2003)

**Career:** 43, Kevin Fant (2000-03)

## CONSECUTIVE ATTEMPTS WITHOUT AN INTERCEPTION

**Game:** 52, Dak Prescott vs. LSU (9-12-2015)

**Season:** 238, Dak Prescott (2015)

**Career:** 288, Dak Prescott (2014-15)

## RECEIVING RECORDS

## CATCHES

### Game

Player	No.	Opponent	Date	Yds.
1. Eric Moulds	15	Tennessee	9-23-1995	183
2. David Smith	14	Ole Miss	11-27-1969	194
3. Fred Ross	12	Ole Miss	11-28-2015	117
David Smith	12	Texas Tech	10-17-1970	215
Sammy Milner	12	Auburn	9-28-1968	146
6. Fred Ross	11	Missouri	11-5-2015	115
Fred Ross	11	Texas A&M	10-3-2015	103
David Smith	11	Richmond	9-20-1969	138
Bobby Gossett	11	Florida State	11-9-1968	96

### Season

Player	Rec.	Year	Yds.	Avg.
1. Fred Ross	88	2015	1007	11.4
2. David Smith	74	1970	987	13.3
3. Fred Ross	72	2016	917	12.7
4. Jameon Lewis	64	2013	923	14.4
Sammy Milner	64	1969	745	11.6
Sammy Milner	64	1968	909	14.2
7. Justin Jenkins	62	2003	880	14.2
Eric Moulds	62	1995	779	12.6
9. De'Runnya Wilson	60	2015	918	15.3
10. Chad Bumphis	58	2012	922	15.9

**\* By a running back:** 37, Justin Griffith (1999)

### Career

Player	Rec.	Years	Yds.	Avg.
1. Fred Ross	199	2013-16	2528	12.7
2. David Smith	162	1968-70	2168	13.4
3. Chad Bumphis	159	2009-12	2270	14.3
4. Sammy Milner	146	1968-70	1806	12.4
5. Justin Jenkins	139	2000-03	1974	14.2
6. De'Runnya Wilson	133	2013-15	1758	13.2
7. Terrell Grindle	119	1999-02	1724	14.5
8. Eric Moulds	118	1993-95	2022	17.1
9. Mardye McDole	116	1977-80	2214	19.1
10. Chris Smith	109	2009-12	1180	10.8

## CONSECUTIVE GAMES WITH A CATCH

**Career:** 35, Fred Ross (2013-16)

## RECEIVING YARDS

### Game

Player	No.	Opponent	Date	Rec.
1. Jameon Lewis	220	Rice	12-31-2013	9
2. David Smith	215	Texas Tech	10-17-1970	12
3. Jamayel Smith	208	vs. Arkansas	11-17-2007	10
Danny Knight	208	Florida	9-25-1982	8
Sammy Milner	208	Texas Tech	10-19-1968	9
6. Donald Gray	207	Samford	10-29-2016	4
7. David Smith	194	Ole Miss	11-27-1969	14
8. Tony Burks	192	Kentucky	10-28-2006	7
9. Eric Moulds	183	Tennessee	9-23-1995	15
10. Chad Bumphis	180	Troy	9-15-2012	6

### Season

Player	Yds.	Year	Rec.	Avg.
1. Mardye McDole	1035	1978	48	21.6
2. Fred Ross	1007	2015	88	11.4
3. David Smith	987	1970	74	13.3
4. Danny Knight	924	1982	37	25.0
5. Jameon Lewis	923	2013	64	14.4
6. Chad Bumphis	922	2012	58	15.9
7. Sammy Milner	909	1968	64	14.2
8. Chad Bumphis	922	2012	58	15.9
9. Fred Ross	917	2016	72	12.7
10. Justin Jenkins	880	2003	62	14.2

### Career

Player	Yds.	Years	Rec.
1. Fred Ross	2528	2013-16	199
2. Chad Bumphis	2270	2009-12	159
3. Mardye McDole	2214	1977-80	116
4. David Smith	2168	1968-70	162
5. Eric Moulds	2022	1993-95	118
6. Justin Jenkins	1974	2000-03	139
7. Sammy Milner	1806	1968-70	146
8. Danny Knight	1773	1980-83	81
9. Terrell Grindle	1724	1999-02	119
10. Bill Buckley	1632	1971-73	102

## 100-YARD RECEIVING GAMES

### Season

Player	Games	Year
1. Fred Ross	5	2015
Tony Burks	5	2006
Mardye McDole	5	1978
4. Chad Bumphis	4	2012
Justin Jenkins	4	2003
Danny Knight	4	1982
Bill Buckley	4	1972
David Smith	4	1969

### Career

Player	Games	Years
1. Fred Ross	10	2013-16
2. David Smith	8	1968-70
3. Chad Bumphis	7	2009-12
Mardye McDole	7	1977-80
5. Justin Jenkins	6	2000-03
Bill Buckley	6	1971-73
7. Tony Burks	5	2006-07
Danny Knight	5	1980-83
9. Jameon Lewis	4	2011-14
Fred Hadley	4	1984-88
Willie Harris	4	1989-92
Eric Moulds	4	1993-95
Terrell Grindle	4	1999-02

YARDS PER CATCH

Game

**Min. 5 catches:** 32.0, Eric Moulds vs. Tulane (10-22-1994) [5 for 160]

**Min. 10 catches:** 20.8, Jamayel Smith vs. Arkansas (11-17-2007) [10 for 208]

Season

Player	YPC	Year	Rec.	Yds.
1. Danny Knight	24.97	1982	37	924
2. Tony Burks	24.28	2006	35	850
3. Chris Jones	22.54	1993	24	541
4. Willie Harris	22.04	1991	24	529
5. Eric Moulds	21.67	1994	39	845
6. Mardye McDole	21.56	1978	48	1035
7. Danny Knight	19.74	1983	34	671
8. Kelvin Love	19.40	1999	43	834
9. Kevin Prentiss	19.25	1997	20	385
10. Mardye McDole	19.00	1979	20	380

Career (min. 40 catches)

Player	YPC	Years	Rec.	Yds.
1. Danny Knight	21.89	1980-83	81	1773
2. Kelvin Love	21.15	1998-99	52	1100
3. Chris Jones	19.34	1992-95	62	1199
4. Louis Clark	19.23	1983-86	62	1192
5. Mardye McDole	19.09	1977-80	116	2214
6. Willie Harris	18.80	1989-92	74	1391
7. Kevin Prentiss	18.38	1997-98	58	1066
8. Fred Hadley	17.67	1984, '86-88	86	1520
9. Donald Gray	17.66	2015-p	62	1095
10. Eric Moulds	17.14	1993-95	118	2022

RECEIVING YARDS PER GAME

**Season:** 94.5, David Smith (1969) [756 in 8 games]

**Career:** 74.8, David Smith (1968-70) [2168 in 29]

RECEIVING TOUCHDOWNS

**Game:** 3, Donald Gray vs. Samford (10-29-2016); Chad Bumphis vs. Troy (9-15-2012); Sammy Milner vs. Florida (9-27-1969)

Season

Player	TDs	Year	Rec.	Yds.	Avg.
1. Chad Bumphis	12	2012	58	922	15.9
Fred Ross	12	2016	72	917	12.7
3. De'Runnya Wilson	10	2015	60	918	15.3
4. De'Runnya Wilson	9	2014	47	680	14.5
Justin Jenkins	9	2003	62	880	14.2
6. Justin Jenkins	8	2001	42	661	15.7
7. Eric Moulds	7	1994	39	845	21.7
Danny Knight	7	1982	37	924	25.0
Mardye McDole	7	1978	48	1035	21.6
Bill Buckley	7	1973	41	661	16.1

Career

Player	TDs	Years	Rec.
1. Chad Bumphis	24	2009-12	159
2. Fred Ross	22	2013-16	199
De'Runnya Wilson	22	2013-15	133
4. Justin Jenkins	17	2000-03	139
Eric Moulds	17	1993-95	118
6. Bill Buckley	14	1971-73	102
7. Jerry Bouldin	13	1987-90	78
Mardye McDole	13	1977-80	116
9. David Smith	12	1968-70	162
10. Sammy Milner	11	1968-70	146

CONSECUTIVE GAMES WITH A TOUCHDOWN CATCH

**Season:** 5, Justin Jenkins (2003)

**Career:** 5, Justin Jenkins (2003)

SCORING RECORDS

POINTS

Game

**Any game:** 42, Harry McArthur vs. Cumberland (10-10-1914) [7 TD]

**Modern game:** 29, Jackie Parker vs. Arkansas State (10-4-1952)

**By a kicker:** 16, Brian Hazelwood vs. Arkansas (11-21-1998)

Season

Player	Pts.	Year	TD	FG	PAT
1. Vick Ballard	120	2010	20	0	0
Jackie Parker	120	1952	16	0	24
3. Westin Graves	97	2015	0	15	52
4. Anthony Dixon	96	2007	16	0	0
Nick Fitzgerald	96	2016	16	0	0
6. Dak Prescott	92	2013	15	0	*1
Keffer McGee	92	1995	15	0	*1

\* - 2-point conversions

**By a kicker:** 97, Westin Graves (2015)

[15 field goals & 52 extra points]

Career

Player	Pts.	Years	TD	FG	PAT
1. Anthony Dixon	276	2006-09	46	0	0
2. Dak Prescott	266	2012-15	44	0	0
3. Brian Hazelwood	218	1995-98	0	43	89
4. Artie Cosby	211	1983-86	0	48	67
5. Joel Logan	199	1987-90	0	41	76
6. Vick Ballard	186	2010-11	31	0	0
7. Jackie Parker	185	1952-53	24	0	41
8. Westin Graves	182	2014-16	0	26	104
9. Michael Davis	166	1991-94	27	0	*2
10. Adam Carlson	164	2005-08	0	25	89

\* - 2-point conversions

**By a kicker:** 218, Brian Hazelwood (1995-98)

[48 field goals & 67 extra points]

POINTS RESPONSIBLE FOR

**Game:** 42, Harry McArthur vs. Cumberland (10-10-1914) [7 TD]; Jackie Parker vs. Auburn (11-8-1952) [6 TD & 6 PAT]

**Season:** 168, Jackie Parker (1952) [24 TD & 24 PAT]

**Career:** 318, Don Smith (1983-86) [52 TD & 3 2-pt PAT]

TOUCHDOWNS SCORED

**Game:** 7, Harry Furman vs. Southern Baptist (10-19-1907) & Mercer (10-24-1907); Harry McArthur vs. Cumberland (10-7-1914)

**Season:** 20, Vick Ballard (2010)

**Career:** 46, Anthony Dixon (2006-09)



Brian Hazelwood ranks second in career points scored at Mississippi State and owns the record for points scored by a Bulldog kicker (218).

KICKING RECORDS

FIELD GOAL ATTEMPTS

Game

Player	FGA	Opp.	Date
1. Dave Marler	5	Ole Miss	11-19-1977
Artie Cosby	5	Kentucky	10-12-1985
Joel Logan	5	Tulane	11-7-1987
Brian Hazelwood	5	Arkansas	11-21-1998
Derek DePasquale	5	UAB	10-23-2010

Season

Player	FGA	Year	FGM
1. Chris Gardner	27	1992	15
2. Brian Hazelwood	26	1997	16
Dave Marler	26	1977	13
4. Scott Westerfield	24	1999	18
Brian Hazelwood	24	1998	15

Career

Player	FGA	Years	FGM
1. Artie Cosby	81	1983-86	48
2. Brian Hazelwood	73	1995-98	43
3. Joel Logan	61	1987-90	41
4. Dana Moore	51	1979-82	34
5. Derek DePasquale	42	2009-11	32
Adam Carlson	42	2005-08	25
Scott Westerfield	42	1999-00	30
8. Chris Gardner	41	1989-92	24
9. Kinney Jordan	40	1975-76	23
10. Westin Graves	38	2014-16	26

FIELD GOALS MADE

Game

Player	FG	Opp.	Date
1. Derek DePasquale	5	UAB	10-23-2010
Brian Hazelwood	5	Arkansas	11-21-1998
Tim Rogers	5	N.C. State	1-2-1995

Season

Player	FG	Years	FGA
1. Scott Westerfield	18	1999	24
2. Tom Burke	17	1993	23
3. Brent Smith	16	2002	20
Brian Hazelwood	16	1997	26
5. Westin Graves	15	2015	18

Career

Player	FG	Years	FGA
1. Artie Cosby	48	1983-86	81
2. Brian Hazelwood	43	1995-98	73
3. Joel Logan	41	1987-90	61
4. Dana Moore	34	1979-82	51
5. Derek DePasquale	32	2009-11	42
6. Scott Westerfield	30	1999-00	42
7. Evan Sobiesk	27	2013-15	30
8. Westin Graves	26	2014-16	38
9. Adam Carlson	25	2005-08	42
10. Chris Gardner	24	1989-92	41
Brent Smith	24	2002-03	30

FIELD GOAL PERCENTAGE

**Career (min. 30 att.)**

Player	Pct.	Years	FG	FGA
1. Brent Smith	.800	2002-03	24	30
2. Derek DePasquale	.762	2009-11	32	42
3. Scott Westerfield	.714	1999-00	30	42
4. Westin Graves	.684	2014-16	26	38
5. Joel Logan	.672	1987-90	41	61
6. Dana Moore	.667	1979-82	34	51
7. Adam Carlson	.595	2005-08	25	42
8. Artie Cosby	.593	1983-86	48	81
9. Brian Hazelwood	.589	1995-98	43	73
10. Chris Gardner	.585	1989-92	24	41

## LONGEST FIELD GOALS

Player	Yards	Opponent	Date
1. Artie Cosby	54	Memphis	10-5-1985
2. Brent Smith	53	Tennessee	11-16-2002
Brian Hazelwood	53	Memphis	8-30-1997
Kinney Jordan	53	Louisville	9-18-1976
Kinney Johnson	53	Florida	9-27-1975
6. Brian Hazelwood	52	Vanderbilt	9-5-1998
Brent Smith	52	LSU	9-28-2002
8. Scott Westerfield	51	MTSU	9-4-1999
Brian Hazelwood	51	Memphis	8-30-1997
Brian Hazelwood	51	Georgia	10-5-1996
Artie Cosby	51	Ole Miss	11-19-1983
Artie Cosby	51	LSU	11-12-1983
Dana Moore	51	Auburn	10-23-1982
Dana Moore	51	Memphis	9-5-1981

## PAT KICKS ATTEMPTED

### Season

Player	Att.	Year	Pct.	Made
1. Evan Sobiesk	59	2014	.949	56
2. Westin Graves	54	2015	.963	52
3. Westin Graves	49	2016	.980	48
4. Devon Bell	44	2012	.977	43
5. Scott Westerfield	39	2000	.949	37
6. Vic Nickels	38	1974	.947	36
Ted Shuff	38	1946	.789	30
8. Derek DePasquale	36	2011	.973	37

### Career

Player	Att.	Years	Made	Pct.
1. Westin Graves	108	2014-16	104	.963
2. Brian Hazelwood	94	1995-98	89	.947
3. Adam Carlson	91	2005-08	89	.978
4. Derek DePasquale	88	2009-11	87	.989
5. Joel Logan	84	1987-90	76	.905
6. Bob Morgan	78	1980-82	74	.949
7. Evan Sobiesk	75	2013-14	71	.947
8. Devon Bell	72	2012-15	70	.972
9. Artie Cosby	69	1983-86	67	.971
10. Max Stainbrook	64	1947-50	50	.781

## PAT KICKS MADE

### Season

Player	Made	Year	Pct.	Att.
1. Evan Sobiesk	56	2014	.949	59
2. Westin Graves	52	2015	.963	54
3. Westin Graves	48	2016	.980	49
4. Devon Bell	43	2012	.977	44
5. Scott Westerfield	37	2000	.949	39
6. Derek DePasquale	36	2011	.973	37
Vic Nickels	36	1974	.947	38
8. Tim Rogers	34	1994	.944	36

### Career

Player	Made	Years	Pct.	Att.
1. Westin Graves	104	2014-p	.963	108
2. Adam Carlson	89	2005-08	.978	91
Brian Hazelwood	89	1995-99	.947	94
4. Derek DePasquale	87	2009-11	.989	88
5. Joel Logan	76	1987-90	.905	84
6. Bob Morgan	74	1980-82	.949	78
7. Evan Sobiesk	71	2013-14	.947	75
8. Devon Bell	70	2012-15	.972	72
9. Artie Cosby	67	1983-86	.971	69
10. Vic Nickels	59	1973-74	.952	62

## CONSECUTIVE PAT KICKS MADE

**One Season:** 42, Westin Graves (2015)

**Career:** 86, Derek DePasquale (2009-11)

## PUNTING RECORDS

### MOST PUNTS

**Game:** 16, Bob Hardison vs. TCU (10-24-1936)

### Season

Player	Punts	Year	Yds.	Avg.
1. Dick McGraw	95	1967	3567	37.55
2. Blake McAdams	79	2008	3049	38.60
3. Blake McAdams	77	2007	3024	39.27
Lanny Sheffield	77	1971	3035	39.42
5. Mike Riley	75	1989	3078	41.04
6. Baker Swedenburg	71	2011	2970	41.83
Dick McGraw	71	1966	2777	39.11
8. Blake McAdams	69	2005	2891	41.89
9. Blake McAdams	68	2006	2598	32.21
10. Conn Canale	67	1969	2550	38.06

### Career

Player	Punts	Years	Yds.	Avg.
1. Blake McAdams	293	2005-08	11562	39.46
2. Dana Moore	217	1979-82	8860	40.83
3. Dick McGraw	214	1965-67	8363	39.08
4. Mike Riley	213	1987-91	8572	40.24
5. Jared Cook	198	2001-04	8313	41.98
6. Mike Patrick	171	1972-74	6999	40.93
7. Andy Russ	159	1993-96	6672	41.96
8. Bobby Collins	156	1951-54	5817	37.29
9. Baker Swedenburg	153	2010-13	6373	41.65
10. Jeff Walker	141	1996-99	6126	43.44

## YARDS PUNTED

### Season

Player	Yards	Year	Avg.	Punts
1. Dick McGraw	3567	1967	37.55	95
2. Mike Riley	3078	1989	41.04	75
3. Blake McAdams	3049	2008	38.60	79
4. Lanny Sheffield	3035	1971	39.42	77
5. Blake McAdams	3024	2007	39.27	77
6. Baker Swedenburg	2970	2011	41.83	71
7. Blake McAdams	2891	2005	41.89	69
8. Dick McGraw	2777	1966	39.11	71
9. Mike Patrick	2667	1973	44.45	60
10. Prentiss Cole	2601	2000	41.28	63

### Career

Player	Yards	Years	Avg.	Punts
1. Blake McAdams	11562	2005-08	39.46	293
2. Dana Moore	8860	1979-82	40.83	217
3. Mike Riley	8572	1987-91	40.24	213
4. Dick McGraw	8363	1965-67	39.08	214
5. Jared Cook	8313	2001-04	41.98	198
6. Mike Patrick	6999	1972-74	40.93	171
7. Andy Russ	6672	1993-96	41.96	159
8. Baker Swedenburg	6373	2010-13	41.65	153
9. Jeff Walker	6126	1996-99	43.44	141
10. Bobby Collins	5817	1951-54	37.29	156

## LONGEST PUNTS

Player	Yards	Opponent	Date
1. Mike Patrick	84	Alabama	11-2-1974
2. Mike Patrick	82	William & Mary	9-7-1974
3. Jeff Walker	79	Alabama	11-13-1999
4. Billy Murphy	78	Auburn	11-9-1946
Tom McWilliams	78	Arkansas A&M	10-14-1944
6. Bill Schoenrock	77	Tennessee	10-3-1959
7. Sonny Bruce	74	Tulane	10-29-1938
8. Blake McAdams	73	Auburn	9-15-2007
Mike Riley	73	Auburn	10-26-1991
10. Blake McAdams	72	Kentucky	11-01-2008
Andy Russ	72	Kentucky	11-9-1996
Tom McWilliams	72	Duquesne	10-18-1947

## YARDS PER PUNT

**Game (Min. 5 punts):** 51.4, Andy Russ vs. Kentucky (11-9-1996) [5 for 257]

**Game (Min. 10 punts):** 47.5, Andy Russ vs. South Carolina (9-28-1996) [10 for 475]

### Season (min. 20 attempts)

Player	Avg.	Year	Punts	Yds.
1. Andy Russ	46.53	1996	53	2466
2. Jeff Walker	45.53	1997	45	2049
3. Mike Patrick	44.45	1973	60	2667
4. Jared Cook	43.73	2004	49	2143
5. Todd Jordan	43.60	1992	52	2267
6. Robert Wallis	43.33	2003	30	1300
7. Devon Bell	43.20	2014	50	2160
8. Todd Jordan	42.91	1993	51	2175
9. Jeff Walker	42.71	1999	52	2221
10. Jeff Walker	42.20	1998	44	1856

### Career

Player	Avg.	Years	Punts	Yds.
1. Jeff Walker	43.44	1996-99	141	6126
2. Todd Jordan	42.80	1989-93	112	4793
3. Devon Bell	42.56	2012-15	74	3150
4. Jared Cook	41.98	2001-04	198	8313
5. Andy Russ	41.96	1993-96	159	6672
6. Baker Swedenburg	41.65	2010-13	153	6373
7. Logan Cooke	41.12	2014-p	98	4030
8. Mike Patrick	40.93	1972-74	171	6999
9. Dana Moore	40.83	1979-82	217	8860
10. Heath Hutchins	40.70	2009-10	109	4436

## PUNT RETURN RECORDS

### MOST RETURNS

**Game:** 17, A.B. Stubbs vs. TCU (10-24-1936)

### Season

Player	Returns	Year	Avg.	Yds.
1. Tony James	40	1989	10.9	437
2. Bobby Herrington	38	1933	11.2	425
3. Tony James	36	1992	9.9	358
4. Eddie Myles	29	1987	9.2	266
5. Nick Turner	28	2003	11.1	310

### Career

Player	Returns	Years	Avg.	Yds.
1. Tony James	121	1989-92	11.0	1332
2. Bobby Herrington	88	1930-31, '33	8.8	777
3. Derek Pegues	79	2005-08	10.0	792
4. Bernard Euell	56	1992-95	7.3	411
5. Tom McWilliams	55	1944, '46-48	14.5	795



*Tony James holds the MSU single-season (40) and career punt return (121) records.*



## PUNT RETURN YARDS

**Game:** 157, Bobby Herrington vs. Vanderbilt (10-21-1933)

### Season

Player	Yds.	Year	Ret.	Avg.
1. Tony James	437	1989	40	10.9
2. Bobby Herrington	425	1933	38	11.2
3. Marcus Rhoden	413	1965	19	21.7
4. Tony James	358	1992	36	9.9
5. Derek Pegues	350	2006	25	14.0
6. Tony James	341	1990	23	14.8
7. Kevin Prentiss	339	1998	26	13.0
8. Nick Turner	310	2003	28	11.1
9. Glen Young	307	1981	19	16.2
10. Tom McWilliams	306	1946	19	16.1

### Career

Player	Yds.	Years	Ret.	Avg.
1. Tony James	1332	1989-92	121	11.0
2. Tom McWilliams	795	1944, '46-48	55	14.5
3. Derek Pegues	792	2005-08	79	10.0
4. Bobby Herrington	777	1930-31, '33	88	8.8
5. Marcus Rhoden	585	1964-66	42	13.9

## YARDS PER PUNT RETURN

### Season (min. 10 attempts)

Player	Avg.	Year	Ret.	Yds.
1. Marcus Rhoden	21.7	1965	19	413
2. Frank Dowsing	18.6	1971	14	260
3. Tony Kotowski	16.8	1951	13	219
4. Glen Young	16.2	1981	19	307
5. Tom McWilliams	16.1	1946	19	306

### Career (min. 25 returns)

Player	Avg.	Years	Ret.	Yds.
1. Frank Dowsing	15.2	1970-72	26	395
2. Tom McWilliams	14.5	1944, '46-48	55	795
3. Marcus Rhoden	13.9	1964-66	42	585
4. Kevin Prentiss	12.4	1997-98	31	383
5. Billy Stacy	11.2	1956-58	52	580

## LONGEST PUNT RETURNS

Player	Yards	Opponent	Date
1. Ken Phares	90	Lamar	10-16-1971
2. Marcus Rhoden	89	Houston	9-18-1965
3. Frank Dowsing	88	Alabama	10-30-1971
4. Glen Young	87	Vanderbilt	9-19-1981
5. Kevin Prentiss	83	Tennessee	12-5-1998
6. Chad Bumphis	82	Louisiana Tech	9-24-2011
Jim Tait	82	Memphis	10-1-1955
8. Derek Pegues	81	Jacksonville State	10-14-2006
9. Harvey Johnson	80	Howard	9-23-1939
10. Richard Blackmore	77	Kansas State	10-5-1974
Fred Ross	77	Troy	10-10-2015

## PUNT RETURN YARDS PER GAME

**Season:** 60.7, Bobby Herrington (1933) [425 in 7 games]

**Season [Modern era]:** 41.3, Marcus Rhoden (1965)

[413 in 20 games]

**Career:** 32.4, Bobby Herrington (1930-33) [777 in 24 games]

**Career [Modern era]:** 30.3, Tony James (1989-92)

[1332 in 44 games]

## PUNT RETURN TOUCHDOWNS

**Game:** 1, Many Times

[Last: Fred Ross vs. Troy (10-10-2015)]

**Season:** 3, Marcus Rhoden (1965)

**Career:** 4, Tom McWilliams (1944, '46-48)

## KICKOFF RETURN RECORDS

## MOST KICKOFF RETURNS

### Game

Player	Ret.	Opp.	Date
1. Leon Berry	7	Florida	10-24-2009
Leon Berry	7	Auburn	9-12-2009
Nick Turner	7	Tennessee	11-15-2003
Fred Reid	7	Kentucky	11-2-2002

### Season

Player	Returns	Year	Avg.	Yds.
1. Leon Berry	38	2009	26.7	1015
2. Derek Pegues	31	2008	22.8	708
3. Derek Pegues	29	2006	23.7	687
4. Derek Pegues	28	2005	20.0	559
5. Eddie Myles	27	1988	19.8	535
John Moore	27	1987	17.2	464
David Smith	27	1968	21.9	590

### Career

Player	Returns	Years	Avg.	Yds.
1. Derek Pegues	112	2005-08	22.3	2498
2. Tony James	78	1989-92	23.9	1862
3. John Moore	68	1985-89	17.6	1197
4. Glen Young	66	1979-82	23.3	1538
5. Walter Packer	60	1973-76	19.4	1166

## KICKOFF RETURN YARDS

**Game:** 186, Leon Berry vs. Auburn (9-12-2009)

### Season

Player	Yds.	Year	Ret.	Avg.
1. Leon Berry	1015	2009	38	26.7
2. Derek Pegues	708	2008	31	22.8
3. Derek Pegues	687	2006	29	23.7
4. Michael Robinson	643	1986	26	24.7
5. David Smith	590	1968	27	21.9
6. Fred Reid	577	2003	25	23.1
7. Marcus Rhoden	572	1966	26	22.0
8. Pig Prather	569	2001	25	22.8
9. Brandon Holloway	567	2015	24	23.6
10. Nick Turner	565	2003	24	23.5

### Career

Player	Yds.	Years	Ret.	Avg.
1. Derek Pegues	2498	2005-08	112	22.3
2. Tony James	1862	1989-92	78	23.9
3. Glen Young	1538	1979-82	66	23.3
4. Leon Berry	1390	2009-10	52	26.7
Pig Prather	1390	1998-01	59	23.6

## YARDS PER KICKOFF RETURN

### Season (min. 10 attempts)

Player	Avg.	Year	Ret.	Yds.
1. Eric Moulds	32.8	1994	13	426
2. James Otis Doss	28.1	1977	16	450
3. Dan Bland	27.9	1964	20	558
4. Glen Young	27.6	1980	19	525

### Career (min. 30 returns)

Player	Avg.	Years	Ret.	Yds.
1. Leon Berry	26.7	2009-10	52	1015
2. Dan Bland	26.6	1963-65	42	1118
3. Michael Robinson	24.3	1986-89	35	850
4. Tony James	23.9	1989-92	78	1862
5. Brandon Holloway	23.7	2013-16	51	1209

## KICKOFF RETURN YARDS PER GAME

**Season:** 84.6, Leon Berry (2009) [1015 in 12 games]

**Career:** 84.6, Leon Berry (2009) [1015 in 12 games]

## LONGEST KICKOFF RETURNS

Player	Yards	Opponent	Date
1. Brandon Holloway	100	Southern Miss	9-5-2015
Jameon Lewis	100	Ole Miss	11-24-2012
Fred Reid	100	Memphis	10-11-2003
Glen Young	100	LSU	11-15-1980
5. Carl Sikes	99	LSU	11-25-1933
6. Dennis Cross	98	Howard	10-3-1936
7. Leon Berry	97	Alcorn State	10-2-2010
8. Jerry Bouldin	96	Southern Miss	9-9-1989
9. Brandon Holloway	95	Alcorn State	9-7-2013
Marcus Rhoden	95	Southern Miss	10-8-1966
Blondy Black	95	Ole Miss	11-28-1942
Morley Jennings	95	Howard	11-18-1910
Frank Smith	95	Howard	11-18-1910

## KICKOFF RETURN TOUCHDOWNS

**Game:** 1, Many Times

[Last: Brandon Holloway 100yd vs. Southern Miss (9-5-15)]

**Season:** 1, Many Times

[Last: Brandon Holloway 100yd vs. Southern Miss (9-5-15)]

**Career:** 2, Leon Berry

(10-3-2009 vs. Georgia Tech, 10-2-2010 vs. Alcorn State)

Kevin Prentiss

(9-6-1997 vs. Kentucky, 9-26-1998 vs. South Carolina)

# TOTAL RETURN RECORDS

## MOST RETURNS

**Season:** 61, Tony James (1989) [40 PR & 21 KR]

**Career:** 199, Tony James (1989-92) [121 PR & 78 KR]

## MOST YARDS

**Season:** 1037, Derek Pegues (2006) [350 PR & 687 KR]

**Career:** 3290, Derek Pegues (2005-08) [792 PR & 2498 KR]

## YARDS PER RETURN

**Season:** 26.8, Leon Berry (2010) [14 for 378 yards]

**Career:** 26.7, Leon Berry (2009-10) [61 for 1459 yards]

## TOUCHDOWNS

**Season:** 3, Marcus Rhoden (1965) [3 PR]

**Career:** 5, Tom McWilliams (1944, '46-48) [4 PR & 1 KR]



*Leon Berry owns the Mississippi State career record for yards per kickoff return in a season (26.8) and career (26.7).*

## DEFENSIVE RECORDS

## TACKLES

**Game:** 29, Ray Costict vs. Kentucky (10-9-1976)

## Season

Player	Tackles	Year
1. Calvin Zanders	186	1983
2. Billy Jackson	180	1983
3. Reggie Stewart	179	1990
4. John Miller	164	1982
5. James Williams	163	1988
6. James Williams	157	1989
7. Ray Costict	156	1976
Ray Costict	156	1974
9. Ray Costict	155	1975
10. Aaron Pearson	148	1984

## Career

Player	Tackles	Years
1. Ray Costict	467	1973-76
2. Harvey Hull	454	1973-76
3. James Williams	448	1986-89
4. Reggie Stewart	442	1987-90
5. Johnie Cooks	392	1977-81
6. Dwayne Curry	391	1993-96
7. Billy Jackson	360	1980-83
8. Mario Haggan	359	1999-02
9. Cedric Corse	355	1984-87
10. Daniel Boyd	335	1990-92

## SACKS

**Game:** 5.5, Greg Favors vs. Ole Miss (11-30-1996)

## Season

Player	Sacks	Year	Yds.
1. Billy Jackson	17.0	1980	NA
2. Willie Evans	15.0	2005	96
Billy Jackson	15.0	1981	NA
4. Greg Favors	12.5	1996	112
5. Mike McEnany	12.0	1981	NA
Edward Smith	12.0	1998	112
7. Tyrone Keys	10.0	1980	NA
Robert Young	10.0	1989	72
9. Tyrone Keys	9.0	1979	NA
Billy Jackson	9.0	1982	NA
Preston Smith	9.0	2014	60

## Career

Player	Sacks	Years	Yds.
1. Billy Jackson	49.0	1980-83	NA
2. Tyrone Keys	26.0	1977-80	NA
3. Willie Evans	24.5	2002-05	145
4. Johnie Cooks	24.0	1977-81	NA
5. Mike McEnany	22.0	1979-82	NA
6. Greg Favors	19.5	1994-97	179
7. Titus Brown	18.5	2004-07	114
8. Robert Young	16.0	1987-90	119
Preston Smith	16.0	2011-14	100
10. Keith Joseph	14.0	1989-92	78

## TACKLES FOR LOSS

## Season

Player	TFLs	Season	Yards
1. Willie Evans	21.0	2005	-118
2. Billy Jackson	19.0	1980	-116
3. Johnnie Cooks	17.0	1981	-63
4. Billy Jackson	16.0	1981	-112
5. Chris White	15.5	2010	-51
6. Tyrone Keys	15.0	1979	-75
Glen Collins	15.0	1981	-45
Ashley Cooper	15.0	1999	-45
Kevin Sluder	15.0	1999	-41
Preston Smith	15.0	2014	-31

## Career

Player	TFLs	Years
1. Willie Evans	48.5	2002-05
2. Billy Jackson	45.0	1980-83
3. Glen Collins	35.0	1978-81
Jonnie Cooks	35.0	1977-81
A.J. Jefferson	35.0	2013-16
6. Tyrone Keys	32.0	1977-80
7. Titus Brown	27.0	2004-07
Mike McEnany	27.0	1979-82
Preston Smith	27.0	2011-14
10. Kevin Sluder	23.0	1996-99

## INTERCEPTIONS

## Game (Modern era)

Player	Int.	Opp.	Date
1. Richie Brown	3	Texas A&M	10-4-2014
Jeramie Johnson	3	Ole Miss	11-26-2005
Darren Williams	3	Troy	10-12-2002
Henry Davison	3	Auburn	11-6-1976
Billy Stacy	3	Ole Miss	11-29-1958
Billy Murphy	3	Ole Miss	11-23-1946

\*Any game: Jack Nix vs. Arkansas (9-30-1939)

## Season

Player	Int.	Year	Yds.	Avg.
1. Corey Broomfield	6	2009	118	19.7
Izell McGill	6	1997	94	15.7
Walt Harris	6	1994	41	6.8
Walt Harris	6	1993	59	9.8
Bill Crick	6	1969	84	14.0
Bobby Bethune	6	1960	30	5.0
7. 18 tied with 5				

## Career

Player	Int.	Years	Yds.	Avg.
1. Johnthan Banks	16	2009-12	320	20.0
Walt Harris	16	1992-95	162	10.1
3. Nickoe Whitley	15	2010-13	158	10.5
4. Derek Pegues	12	2005-08	241	20.1
Izell McGill	12	1994-97	165	13.8
6. Henry Davison	11	1974-77	123	11.2
Kenny Johnson	11	1976-79	146	13.3
8. Corey Broomfield	10	2009-12	158	15.8
Fred Smoot	10	1999-00	44	4.4
Kelvin Knight	10	1990-93	157	15.7
Steve Freeman	10	1972-74	75	7.5
Frank Dowsing	10	1970-72	52	5.2

## LONGEST INTERCEPTION RETURNS

Player	Yards	Opponent	Date
1. Anthony Johnson	100	Alabama	11-10-2007
Johnthan Banks	100	Florida	10-24-2009
3. Jack Nix	97	Ole Miss	11-26-1938
4. Red McElveen	95	Auburn	11-12-1927
Larry Buie	95	Florida	9-29-1973
6. Anthony Derricks	90	Auburn	11-1-1997
7. James Stuart	88	Murray State	11-2-1946
8. Ben Griffin	85	Birmingham-So.	11-4-1939
9. Eugene Clinton	81	Kentucky	11-4-2000
10. Cedric Jiles	74	Ole Miss	11-26-2016

## INTERCEPTION RETURN YARDS

**Game:** 120, Johnthan Banks vs. Florida (10-24-2009) [2 INT]

**Season:** 145, Johnthan Banks (2009) [4 INT]

**Career:** 320, Johnthan Banks (2009-2012) [16 INT]

## RETURN YARDS PER INTERCEPTION

**Game (Min. 2 INT):** 60.0, Johnthan Banks vs. Florida (10-24-2009) [2 for 120 yards]

**Season (Min. 4 INT):** 36.2, Johnthan Banks (2009)

[4 for 145 yards]

**Career (Min. 6 INT):** 36.5, Anthony Derricks (1995-1998) [6 for 219 yards]

## INTERCEPTION TOUCHDOWNS

**Game:** 2, Johnthan Banks vs. Florida (10-24-2009)

## Season

Player	TDs	Year
1. Johnthan Banks	2	2009
Corey Broomfield	2	2009
Anthony Johnson	2	2007
Derek Pegues	2	2006
Conner Stephens	2	2000
Walt Harris	2	1994
Harper Davis	2	1948

## Career

Player	TDs	Years
1. Johnthan Banks	3	2009-2012
Corey Broomfield	3	2009-2012
Derek Pegues	3	2005-2008

## 200-YARD RUSHING GAMES

Yds.	Player	Opponent	Date	Att.
258	Nick Fitzgerald	Ole Miss	11-26-2016	14
252	Anthony Dixon	Kentucky	10-31-2009	33
247	Jerious Norwood	Houston	10-22-2005	24
237	James Johnson	Alabama	11-14-1998	36
217	Kevin Bouie	Kentucky	10-29-1994	23
209	James Johnson	Kentucky	11-7-1998	28
204	Jerious Norwood	Ole Miss	11-26-2005	34
201	Jerious Norwood	UAB	10-9-2004	24

## 100-YARD RUSHING GAMES

Yds.	Player	Opponent	Date	Att.
198	Josh Robinson	Kentucky	10-25-2014	23
198	Dennis Johnson	Memphis	10-19-1974	26
198	James Johnson	Alabama	11-15-1997	23
197	Josh Robinson	LSU	9-20-2014	16
195	Nick Fitzgerald	South Carolina	9-10-2016	17
192	James Johnson	Memphis	9-12-1998	25
191	Keffe McGee	Memphis	9-7-1996	23
191	Aeris Williams	Ole Miss	11-26-2016	25
183	Walter Packer	North Carolina	12-28-1974	24
182	Keffe McGee	Louisiana Tech	9-21-1996	26
182	Nick Fitzgerald	Texas A&M	11-5-2016	20
181	Michael Haddix	Colorado State	10-10-1981	17
181	Keffe McGee	Northeast La.	9-30-1995	31
180	Vick Ballard	Wake Forest	12-30-2011	14
179	LaDarius Perkins	Troy	9-15-2012	23
179	Anthony Dixon	Arkansas	11-22-08	23
176	Anthony Dixon	Arkansas	11-21-2009	23
174	Hank Phillips	Tulane	11-7-1987	26
174	Jerious Norwood	Florida	10-23-2004	29
172	Dicenzo Miller	Florida	9-30-2000	19
169	Joe Fortunato	North Texas St.	10-11-1952	23
167	Kenny Roberts	Vanderbilt	9-2-1989	14
166	Vick Ballard	Memphis	9-1-2011	10
165	Jerious Norwood	Kentucky	10-30-2004	24
164	Terry Vitano	North Carolina	12-28-1974	20
163	John Bond	Ole Miss	11-22-1980	15
162	James Jones	LSU	11-18-1978	30
158	John Bond	LSU	11-12-1983	21
156	Bruce Threadgill	LSU	11-13-1976	20
156	Kenny Roberts	LSU	11-16-1991	22
156	Dontae Walker	Florida	9-30-2000	25
155	Jim Cumberbatch	Colorado State	9-8-1984	21
155	Nick Turner	Tulane	9-13-2003	20
154	Dak Prescott	Texas A&M	11-9-2013	16
154	Michael Davis	Ole Miss	11-27-1993	40
152	Anthony Dixon	UAB	10-6-2007	32
150	William Prince	Northeast La.	10-7-1989	19
150	Vick Ballard	Arkansas	11-20-2010	33
149	Walter Packer	Memphis	10-16-1976	17
149	Don Smith	Memphis	10-5-1985	26
148	Tom McWilliams	Auburn	11-11-1944	16
148	Walter Packer	Georgia	9-21-1974	20
148	William Prince	Memphis	10-21-1989	20
147	Joe Robertson	Alabama	10-25-1952	17
146	Walter Packer	Louisville	10-25-1975	29
146	James Johnson	Central Florida	10-25-1997	26
145	Tom McWilliams	Tulane	11-1-1947	32
145	Fred Collins	Ole Miss	11-24-1979	16
144	Wayne Jones	Florida State	10-13-1973	16
144	Michael Haddix	Vanderbilt	9-20-1980	21
144	James Johnson	South Carolina	9-26-1998	16
144	Vick Ballard	Ole Miss	11-26-2011	23
143	Dontae Walker	Texas A&M	12-31-2000	16
142	Kevin Bouie	Arkansas	11-5-1994	22
141	Walter Packer	LSU	11-15-1975	16
141	Kevin Bouie	Ole Miss	11-26-1994	27
140	Aeris Williams	Texas A&M	11-5-2016	24
139	Dak Prescott	South Alabama	9-13-2014	14
139	Dak Prescott	BGSU	10-12-2013	15
139	Tom McWilliams	LSU	10-21-1944	32
139	Michael Davis	Ole Miss	11-26-1994	24
138	Jerious Norwood	Kentucky	11-2-2002	15
138	Jerious Norwood	Kentucky	10-25-2003	11
137	Dennis Johnson	Florida	9-28-1974	24
137	Rockey Felker	Lamar	10-12-1974	18
137	Don Smith	Tulane	10-19-1985	20
137	James Johnson	East Tenn. St.	10-17-1998	21
136	Dicenzo Miller	Auburn	10-9-2000	20
135	Michael Haddix	Vanderbilt	9-19-1981	14
135	Anthony Dixon	Middle Tenn. St.	10-17-2009	27
135	Vick Ballard	Auburn	9-10-2011	21
134	Sleepy Robinson	Kentucky	10-12-1991	23
134	Anthony Dixon	Houston	10-10-2009	21
134	Vick Ballard	Houston	10-9-2010	14

133	Dak Prescott	Auburn	9-14-2013	22
133	David Fair	Tennessee	9-12-1987	12
133	James Johnson	Memphis	8-30-1997	21
133	James Johnson	Auburn	10-10-1998	25
133	Jerious Norwood	Kentucky	10-25-2003	11
133	Anthony Dixon	Ole Miss	11-28-2009	29
132	Wayne Jones	Florida	11-24-1973	21
132	Dennis Johnson	Louisville	9-18-1976	17
132	Keffe McGee	Baylor	9-16-1995	32
132	Nick Fitzgerald	Miami (Ohio)	12-26-2016	18
131	Joe Reed	Vanderbilt	9-26-1970	18
131	Dennis Johnson	Florida	9-27-1975	15
131	Dicenzo Miller	Kentucky	11-3-2001	26
131	Anthony Dixon	Tulane	9-8-2007	27
131	Chris Relf	Ole Miss	11-28-2009	15
131	LaDarius Perkins	UAB	10-23-2010	18
131	Nick Fitzgerald	Arkansas	11-9-2016	17
130	Joe Fortunato	Tulane	11-7-1952	19
130	Don Smith	Southern Miss	10-6-1984	11
130	Keffe McGee	South Carolina	10-14-1995	29
129	Charles Evans	Tulane	11-7-1953	18
129	John Bond	Ole Miss	11-19-1983	30
128	Lawrence Matulich	Southern Miss	11-22-1947	22
128	Michael Davis	South Carolina	10-16-1993	33
127	Kenny Roberts	Memphis	11-10-1990	25
127	Keffe McGee	Kentucky	10-28-1995	29
126	Anthony Dixon	Middle Tenn.	10-25-2008	27
126	Marcus Rhoden	Florida	9-26-1964	10
126	James Jones	North Texas	9-3-1977	12
126	Kenny Roberts	Texas	9-5-1992	16
125	LaDarius Perkins	Middle Tenn.	10-20-2012	20
125	Walter Packer	Kansas State	10-5-1974	16
125	Walter Packer	Memphis	10-19-1974	18
125	Rodney Peters	Tulane	10-18-1986	14
125	Anthony Dixon	Ole Miss	11-25-2006	25
124	Josh Robinson	UAB	9-6-2014	20
124	Hank Phillips	LSU	11-14-1987	29
124	Michael Davis	Tulane	9-25-1993	21
123	Walter Packer	William & Mary	9-7-1974	8
123	Kevin Bouie	Alabama	11-12-1994	17
123	Nick Turner	Auburn	10-6-2003	13
123	Jerious Norwood	Murray State	9-3-2005	16
123	Anthony Dixon	Vanderbilt	9-19-2009	21
121	Dak Prescott	Auburn	10-11-2014	21
121	Andy Rhoades	Georgia	9-17-1966	20
121	Wayne Jones	LSU	11-17-1973	19
121	Kenny Roberts	Tulane	10-20-1990	10
121	Dontae Walker	Ole Miss	11-23-2000	14
121	Dicenzo Miller	Ole Miss	11-22-2001	22
121	Jerious Norwood	Kentucky	10-29-2005	20
121	Anthony Dixon	Alabama	11-4-2006	25
120	Joe Fortunato	Arkansas State	10-4-1952	13
120	Walter Packer	Louisville	10-26-1974	11
120	Walter Packer	Florida	9-25-1976	12
120	Kevin Bouie	Arkansas	11-6-1993	25
120	Michael Davis	Tennessee	9-24-1994	26
120	Michael Davis	Arkansas State	10-1-1994	17
120	Michael Davis	South Carolina	10-15-1994	21
120	Tony Buckhalter	Northeast La.	11-2-1996	19
120	Dontae Walker	Oklahoma State	9-18-1999	8
119	Wayne Jones	Alabama	11-3-1973	22
119	Dennis Johnson	Memphis	10-16-1976	15
119	James Johnson	Ole Miss	11-29-1997	21
119	Dicenzo Miller	BYU	12-1-2001	12
119	Christian Ducre	Kentucky	10-27-2007	19
119	Vick Ballard	Alcorn State	10-2-2010	8
119	Nick Fitzgerald	Samford	10-29-2016	19
118	Joe Fortunato	Ole Miss	11-29-1952	21
118	Hank Phillips	Alabama	10-31-1987	25
118	Dicenzo Miller	LSU	10-21-2000	17
117	Dak Prescott	Kentucky	10-24-2015	13
117	Wayne Jones	Vanderbilt	9-22-1973	13
117	Michael Haddix	Louisiana Tech	9-13-1980	15
117	Hank Phillips	Alabama	11-2-1985	22
117	Keffe McGee	Arkansas	11-4-1995	27
117	Dicenzo Miller	Kentucky	11-4-2000	19
117	Dontae Walker	Alabama	11-13-2000	16
116	Wayne Jones	Auburn	11-10-1973	29
116	John Bond	Louisiana Tech	9-13-1980	13
115	Wally Beech	Alabama	10-28-1950	18
115	Orlando Lundie	LSU	11-17-1984	22
114	Harper Davis	Auburn	11-8-1947	7
114	Walter Packer	Rice	10-11-1975	18
114	James Jones	Memphis	9-23-1978	10
114	John Bond	Arkansas State	9-11-1982	13
114	Rodney Peters	Arkansas State	9-7-1985	20
114	Dicenzo Miller	Middle Tenn.	10-28-2000	12
113	Wayne Jones	Louisville	10-20-1973	23

113	Bruce Threadgill	Florida	9-27-1975	22
113	Dennis Johnson	Washington	9-10-1977	23
113	Michael Haddix	Memphis	9-18-1982	10
113	Robert Isaac	Memphis	8-30-1997	20
113	Jerious Norwood	Vanderbilt	10-4-2003	22
112	Michael Haddix	LSU	11-13-1982	15
112	James Johnson	Texas	1-1-1999	22
112	Jerious Norwood	Tulane	9-4-2004	20
111	Dak Prescott	UAB	9-6-2014	18
111	Albert Williams	La.-Lafayette	9-5-1987	8
111	Orlando Wade	Vanderbilt	9-2-1989	19
111	Tay Galloway	LSU	11-17-1990	22
111	James Johnson	Vanderbilt	9-5-1998	23
111	Fred Reid	Troy State	10-12-2002	18
111	Jerious Norwood	Florida	10-8-2005	13
110	LaDarius Perkins	Kentucky	10-6-2012	25
110	Tommy Garrison	Texas Tech	10-7-1967	35
110	Nakia Greer	Northeast La.	11-2-1996	10
110	Nick Fitzgerald	UMass	9-25-2016	15
109	Billy Hill	Memphis	10-24-1959	10
109	Dennis Johnson	Kentucky	10-9-1976	23
109	Stanley Howell	Southern Miss	10-27-1979	8
109	Hank Phillips	Auburn	10-26-1985	15
109	Don Smith	Ole Miss	11-22-1986	21
109	Jerious Norwood	Arkansas	11-22-2004	23
109	Chris Relf	Georgia	9-25-2010	20
108	Wally Beech	Clemson	10-9-1949	17
108	Keffe McGee	South Carolina	9-28-1996	24
108	Dicenzo Miller	Memphis	9-3-2001	12
108	Anthony Dixon	Tennessee	10-13-2007	26
107	Josh Robinson	Texas A&M	10-4-2014	17
107	Barry Cotney	Tampa	10-2-1965	11
107	Donald King	Miami (Fla.)	10-18-1980	13
107	Don Smith	Tulane	10-18-1986	17
107	Michael Davis	Alabama	11-12-1994	21
107	Anthony Dixon	Vanderbilt	10-11-2008	27
107	Nick Fitzgerald	Kentucky	10-22-2016	16
106	Ode Burrell	Tulane	10-12-1962	4
106	Lewis Grubbs	Alabama	10-31-1970	8
106	Michael Haddix	Tulane	9-4-1982	14
106	Anthony Dixon	LSU	9-26-2009	27
106	Anthony Dixon	Georgia Tech	10-3-2009	18
106	Chris Relf	Auburn	9-10-2011	27
105	Dak Prescott	LSU	9-20-2014	22
105	Jackie Parker	Arkansas State	10-4-1952	18
105	Bruce Threadgill	Kentucky	10-9-1976	24
105	Henry Koontz	Colorado State	10-10-1981	23
105	Hank Phillips	Louisiana Tech	9-3-1988	19
105	Kevin Bouie	Tulane	9-25-1993	15
104	Andy Rhoades	Richmond	10-11-1966	21
104	Rockey Felker	Vanderbilt	9-22-1973	7
104	Bruce Threadgill	Auburn	11-8-1975	20
104	Dwayne Brown	Memphis	9-8-1979	14
104	Stanley Howell	Auburn	11-10-1979	8
104	Al Rickey Edwards	Navy	9-17-1983	16
104	Don Smith	Syracuse	9-14-1985	17
104	Don Smith	Florida	9-27-1986	24
104	Wayne Madkin	BYU	9-14-2000	7
104	Dontae Walker	Middle Tenn.	10-28-2000	14
104	Dicenzo Miller	Alabama	11-11-2000	16
103	Dak Prescott	LSU	10-5-2013	12
103	Dwayne Brown	Florida State	10-13-1979	25
103	Robert Isaac	Northeast La.	11-2-1996	14
103	Anthony Dixon	Auburn	9-15-2007	29
103	Vick Ballard	Kentucky	10-30-2010	14
103	Chris Relf	Arkansas	11-20-2010	31
102	Hoyle Granger	Alabama	10-30-1965	21
102	Melvin Barkum	Florida State	10-14-1972	12
102	Don Smith	Syracuse	9-6-1986	23
102	Don Smith	Tennessee	9-13-1986	14
102	Karl Williamson	Tulane	9-25-1993	12
102	Michael Davis	Alabama	11-13-1993	23
102	Vick Ballard	UT Martin	11-5-2011	11
101	Josh Robinson	Arkansas	11-23-2013	17
101	Don Morris	Tulane	11-7-1953	15
101	Hoyle Granger	Alabama	10-31-1964	17
101	Dennis Johnson	Southern Miss	10-23-1976	19
101	Michael Haddix	Ole Miss	11-20-1982	15
101	Dontae Walker	Kentucky	11-4-2000	15
101	Dontae Walker	Alabama	11-10-2001	15
101	Vick Ballard	UAB	10-8-2011	11
100	LaDarius Perkins	Tennessee	10-13-2012	23
100	Wally Beech	Ole Miss	12-2-1950	19
100	Walter Packer	Southern Miss	10-4-1975	15
100	Michael Haddix	Marshall	10-20-1979	8
100	Don Smith	Missouri	9-22-1984	19
100	Michael Davis	Kentucky	10-31-1992	8



**YEAR-BY-YEAR  
INDIVIDUAL  
100-YARD  
RUSHING  
GAMES**

1944.....	2
1945.....	0
1946.....	0
1947.....	3
1948.....	0
1949.....	1
1950.....	2
1951.....	0
1952.....	6
1953.....	2
1954.....	0
1955.....	0
1956.....	0
1957.....	0
1958.....	0
1959.....	1
1960.....	0
1961.....	0
1962.....	1
1963.....	0
1964.....	2
1965.....	2
1966.....	2
1967.....	1
1968.....	0
1969.....	0
1970.....	2
1971.....	0
1972.....	1
1973.....	8
1974.....	10
1975.....	7
1976.....	8
1977.....	2
1978.....	2
1979.....	6
1980.....	5
1981.....	3
1982.....	5
1983.....	3
1984.....	4
1985.....	6
1986.....	6
1987.....	5
1988.....	1
1989.....	4
1990.....	3
1991.....	2
1992.....	2
1993.....	7
1994.....	9
1995.....	5
1996.....	6
1997.....	5
1998.....	7
1999.....	2
2000.....	13
2001.....	5
2002.....	2
2003.....	5
2004.....	5
2005.....	5
2006.....	2
2007.....	5
2008.....	3
2009.....	9
2010.....	7
2011.....	7
2012.....	4
2013.....	5
2014.....	8
2015.....	1
2016.....	10
<b>TOTAL .....</b>	<b>257</b>

**SAME GAME 100-YARD RUSHING PERFORMANCES**


NAMES (YARDS)	OPPONENT	COMBINED ATT./YDS.
Nick Fitzgerald (14/258) and Aeris Williams (25/191)	Ole Miss, 2016	39/449
Nick Fitzgerald (20/182) and Aeris Williams (24/140)	Texas A&M, 2016	44/324
Josh Robinson (20/124) and Dak Prescott (18/111)	UAB, 2014	38/235
Josh Robinson (16/197) and Dak Prescott (22/105)	LSU, 2014	38/302
Vick Ballard (21/135) and Chris Relf (27/106)	Auburn, 2011	48/241
Vick Ballard (33/150) and Chris Relf (31/103)	Arkansas, 2010	64/253
Dicenzo Miller (19/117) and Dontae Walker (15/101)	Kentucky, 2000	34/218
Anthony Dixon (29/133) and Chris Relf (15/131)	Ole Miss, 2009	44/264
Dicenzo Miller (12/114) and Dontae Walker (14/104)	Middle Tennessee State, 2000	26/218
Dicenzo Miller (19/172) and Dontae Walker (25/156)	Florida, 2000	44/328
Dontae Walker (16/117) and Dicenzo Miller (16/104)	Alabama, 2000	32/221
James Johnson (21/133) and Robert Isaac (20/113)	Memphis, 1997	41/246
Tony Buckhalter (19/120), Nakia Greer (10/110) and Robert Isaac (14/103)	Northeast La., 1996	43/333
Kevin Bouie (27/141) and Michael Davis (24/139)	Ole Miss, 1994	51/280
Kevin Bouie (17/123) and Michael Davis (21/107)	Alabama, 1994	38/230
Michael Davis (21/124), Kevin Bouie (15/105) and Karl Williamson (12/102)	Tulane, 1993	48/331
Kenny Roberts (14/167) and Orlando Wade (19/111)	Vanderbilt, 1989	33/278
Rodney Peters (14/125) and Don Smith (17/107)	Tulane, 1986	31/232
Michael Haddix (17/181) and Henry Koontz (23/105)	Colorado State, 1981	40/286
Michael Haddix (15/117) and John Bond (13/116)	Louisiana Tech, 1980	28/233
Walter Packer (17/149) and Dennis Johnson (15/119)	Memphis, 1976	32/268
Dennis Johnson (23/109) and Bruce Threadgill (24/105)	Kentucky, 1976	47/214
Dennis Johnson (15/131) and Bruce Threadgill (22/113)	Florida, 1975	37/244
Walter Packer (24/183) and Terry Vitrano (20/164)	North Carolina, 1974	44/347
Dennis Johnson (26/198) and Walter Packer (18/125)	Memphis, 1974	44/323
Wayne Jones (13/117) and Rockey Felker (7/104)	Vanderbilt, 1973	20/221
Charles Evans (18/129) and Don Morris (15/101)	Tulane, 1953	33/230
Joe Fortunato (13/120) and Jackie Parker (18/105)	Arkansas State, 1952	31/225

**SAME GAME 100-YARD RECEIVING PERFORMANCES**

NAMES (YARDS)	OPPONENT	COMBINED REC./YDS.
Donald Gray (4/207) and Fred Ross (9/107)	Samford, 2016	13/314
Fred Ross (10/154) and Brandon Holloway (4/101)	Arkansas, 2015	14/255
Fred Ross (11/115) and DeRunya Wilson (4/102)	Missouri, 2015	15/117
Joe Morrow (6/117), DeRunya Wilson (9/105) and Fred Ross (6/102)	Georgia Tech, 2014	21/324
Josh Robinson (6/110) and Fred Ross (4/107)	Arkansas, 2014	10/217
Brandon Heavens (5/112) and Chad Bumphis (4/100)	Memphis, 2010	9/212
Justin Jenkins (9/172) and McKinley Scott (6/115)	Houston, 2003	15/287
Terrell Grindle (3/118) and Ray Ray Bivines (2/109)	Jacksonville State, 2002	5/227
Fred Hadley (7/166) and Jerry Bouldin (5/115)	Alabama, 1988	12/281
Sandy Braswell (5/118) and Bill Buckley (4/105)	Northeast La., 1972	9/223

**300-YARDS PASSING/100-YARDS RUSHING BY SAME PLAYER**

NAME	DATE	OPPONENT	YARDS PASSING	YARDS RUSHING
Nick Fitzgerald	10/29/16	Samford	417	119
Dak Prescott	10/24/15	Kentucky	348	117
Nick Fitzgerald	11/19/16	Arkansas	328	131
Nick Fitzgerald	9/24/16	at UMass	305	110



*Fred Ross broke the school record for career 100-yard receiving games with 10 from 2014-16.*

**YEAR-BY-YEAR  
INDIVIDUAL  
100-YARD  
RECEIVING  
GAMES**

1944.....	0
1945.....	0
1946.....	1
1947.....	0
1948.....	0
1949.....	0
1950.....	0
1951.....	0
1952.....	0
1953.....	0
1954.....	0
1955.....	0
1956.....	0
1957.....	0
1958.....	0
1959.....	0
1960.....	0
1961.....	0
1962.....	0
1963.....	0
1964.....	0
1965.....	0
1966.....	1
1967.....	0
1968.....	2
1969.....	5
1970.....	2
1971.....	0
1972.....	5
1973.....	2
1974.....	1
1975.....	1
1976.....	0
1977.....	2
1978.....	5
1979.....	0
1980.....	0
1981.....	2
1982.....	3
1983.....	1
1984.....	1
1985.....	3
1986.....	0
1987.....	2
1988.....	3
1989.....	0
1990.....	1
1991.....	1
1992.....	1
1993.....	3
1994.....	2
1995.....	4
1996.....	1
1997.....	1
1998.....	2
1999.....	3
2000.....	0
2001.....	2
2002.....	5
2003.....	5
2004.....	1
2005.....	0
2006.....	5
2007.....	1
2008.....	1
2009.....	1
2010.....	4
2011.....	1
2012.....	4
2013.....	1
2014.....	6
2015.....	7
2016.....	4
<b>TOTAL .....</b>	<b>109</b>

## 500-YARD PASSING GAMES

Yds.	Player	Opponent	Date
508	Dak Prescott	Arkansas	11-21-2015

## 400-YARD PASSING GAMES

Yds.	Player	Opponent	Date
466	Derrick Taite	Tulane	10-22-1994
453	Dak Prescott	Georgia Tech	12-31-2014
429	Dave Marler	Alabama	11-4-1978
421	Wesley Carroll	Arkansas	11-17-2007
417	Nick Fitzgerald	Samford	10-29-2016
405	Todd Jordan	Florida	10-2-1993

## 300-YARD PASSING GAMES

Yds.	Player	Opponent	Date
384	Mike Henig	Kentucky	10-28-2006
380	Dak Prescott	NC State	12-30-2015
370	Todd Jordan	Memphis	9-4-1993
360	Kevin Fant	Houston	9-20-2003
348	Dak Prescott	Kentucky	10-24-2015
347	Dak Prescott	Louisiana Tech	10-17-2015
346	Kevin Fant	BYU	12-1-2001
340	Kevin Fant	Ole Miss	11-28-2002
336	Kevin Fant	Jacksonville State	9-14-2002
335	Dak Prescott	LSU	9-12-2015
335	Tony Shell	Alabama	10-29-1988
335	Tony Shell	Alabama	10-29-1988
331	Dak Prescott	Arkansas	11-1-2014
328	Nick Fitzgerald	Arkansas	11-29-2016
312	Tony Shell	Southern Miss	10-15-1988
311	Derrick Taite	Tennessee	9-23-1995
309	Tony Shell	Kentucky	10-13-1990
307	Dave Marler	Florida State	10-14-1978
306	Dave Marler	Ole Miss	11-25-1978
305	Nick Fitzgerald	UMass	9-25-2016
303	Dak Prescott	Missouri	11-5-2015
300	Dak Prescott	Alabama	11-14-2015



Dak Prescott shattered the MSU career record for 300-yard passing games with nine.

## 250-YARD PASSING GAMES

Yds.	Player	Opponent	Date
297	Don Smith	Alabama	11-2-1985
296	Derrick Taite	Memphis	9-2-1995
295	Tyler Russell	LSU	11-12-2012
291	Tyler Russell	Tennessee	10-13-2012
290	Dak Prescott	Alabama	11-15-2014
290	Tommy Pharr	Ole Miss	11-27-1969
288	Derrick Taite	Auburn	10-7-1995
288	Chris Relf	Ole Miss	11-27-2010
287	Don Smith	Kentucky	11-12-1985
287	Greg Plump	North Carolina	1-2-1993
285	Kevin Fant	Oregon	8-31-2003
284	Dak Prescott	Southern Miss	8-30-2014
284	Don Smith	Southern Miss	9-21-1985
283	Dak Prescott	Rice	12-31-2013
283	Mike Davis	Southern Miss	10-17-1987
282	Dak Prescott	Ole Miss	11-29-2014
281	Chris Relf	Michigan	1-1-2011
278	Tyson Lee	Georgia Tech	10-3-2009
277	Tommy Pharr	Florida State	11-9-1968
274	Tyler Russell	Arkansas	11-17-2012
274	Dave Marler	Memphis	9-23-1978

270	Dak Prescott	Auburn	9-26-2015
269	Tyler Russell	Kentucky	10-6-2012
268	Dak Prescott	Texas A&M	10-4-2014
268	Dak Prescott	LSU	9-20-2014
268	Dak Prescott	Kentucky	10-24-2013
268	Tyler Russell	Ole Miss	11-24-2012
266	Tony Shell	Georgia	9-17-1988
263	Tyler Russell	Arkansas	11-23-2013
263	Kevin Fant	Ole Miss	11-22-2001
262	Wayne Madkin	Alabama	11-11-2000
261	Derrick Taite	LSU	9-9-1995
261	Wayne Madkin	South Carolina	9-20-2001
261	Tyson Lee	Kentucky	11-01-2009
260	Tony Shell	Tulane	11-19-1988
258	Tommy Pharr	Alabama	11-1-1969
258	John Bond	Florida	9-25-1982
257	Wayne Madkin	Vanderbilt	10-2-1999
256	Bruce Threadgill	Auburn	11-5-1977
256	Tyler Russell	Memphis	9-4-2010
254	Dak Prescott	Ole Miss	11-28-2015
250	Tommy Pharr	Southern Miss	10-11-1969
250	Omarr Conner	Maine	9-18-2004

## 200-YARD RECEIVING GAMES

Yds.	Player	Opponent	Date	Rec.
220	Jameon Lewis	Rice	12-31-2013	9
215	David Smith	Texas Tech	10-17-1970	12
208	Sammy Milner	Texas Tech	10-19-1968	9
208	Danny Knight	Florida	9-25-1982	8
208	Jamaye Smith	Arkansas	11-17-2007	10
207	Donald Gray	Samford	10-29-2016	4

## 100-YARD RECEIVING GAMES

Yds.	Player	Opponent	Date	Rec.
194	David Smith	Ole Miss	11-27-1969	14
192	Tony Burks	Kentucky	10-28-2006	7
183	Eric Moulds	Tennessee	9-23-1995	15
180	Chad Bumphis	Troy	9-15-2012	6
175	Mardye McDole	Florida State	10-14-1978	9
174	Mardye McDole	Tennessee	10-28-1978	4
172	Justin Jenkins	Houston	9-20-2003	9
171	Fred Ross	Arkansas	11-29-2016	10
168	Mardye McDole	Alabama	11-4-1978	9
166	Fred Hadley	Alabama	10-29-1988	7
164	Justin Jenkins	Tulane	9-13-2003	9
160	Danny Knight	Tulane	9-4-1982	8
160	Eric Moulds	Tulane	10-22-1994	5
157	Eric Moulds	LSU	9-9-1995	8
154	Fred Ross	Arkansas	11-14-2015	10
154	Bill Buckley	Florida State	10-13-1973	6
153	Louis Clark	Kentucky	10-12-1985	7
148	Mardye McDole	Auburn	11-5-1977	6
147	Kevin Love	Kentucky	11-4-1999	6
146	Chad Bumphis	Ole Miss	11-24-2012	6
146	Sammy Milner	Auburn	9-28-1968	12
144	Chris Jones	Florida	10-2-1993	5
143	Mardye McDole	Ole Miss	11-25-1978	7
140	Donald Gray	Northwestern St.	9-19-2015	4
140	Chad Bumphis	LSU	11-10-2012	9
140	LaDarius Perkins	Ole Miss	11-27-2010	3
138	David Smith	Richmond	9-20-1969	11
136	Bill Buckley	Kentucky	10-7-1972	8
133	Justin Jenkins	BYU	12-1-2001	7
133	Chad Bumphis	Alcorn State	10-2-2010	9
132	Kevin Prentiss	Arkansas	11-21-1998	7
131	David Smith	Mississippi	11-21-1970	6
130	Tony Burks	Tulane	9-16-2006	4
127	Fred Hadley	Alabama	10-31-1987	5
127	Willie Harris	South Carolina	10-17-1992	8
127	Willie Harris	North Carolina	1-2-1993	8
126	Mardye McDole	Ole Miss	11-19-1977	6
126	Fred Ross	UMass	9-25-2016	8
125	Art Mordecai	Memphis	10-27-1984	3
125	Fred Hadley	Southern Miss	10-15-1988	7
124	Bill Buckley	Houston	10-28-1972	9
123	Chad Bumphis	Georgia Tech	10-3-2009	6
120	Eric Moulds	Arkansas	11-5-1994	7
120	Keffer McGee	Auburn	10-7-1995	3
119	Sammy Milner	Florida	10-5-1968	8
119	Shaston Coleman	Memphis	9-2-1995	4
118	David Smith	Southern Miss	10-11-1969	6
118	Sandy Braswell	Northeast La.	9-16-1972	5
118	Terrell Grindle	Jacksonville St.	9-14-2002	3
118	Justin Jenkins	Vanderbilt	10-4-2003	8

118	Tony Burks	West Virginia	10-7-2006	4
117	Fred Ross	Ole Miss	11-28-2015	12
117	Joe Morrow	Georgia Tech	12-31-2014	6
117	DeRunnya Wilson	Ole Miss	11-29-2014	8
117	David Smith	Florida	9-19-1970	10
117	Will Prosser	Maine	9-18-04	4
116	Jameon Lewis	LSU	9-20-2014	5
116	Glen Young	Auburn	10-24-1981	8
116	Justin Jenkins	Ole Miss	11-22-2001	7
115	Fred Ross	Missouri	11-5-2015	11
115	Jerry Bouldin	Alabama	10-29-1988	5
115	Kenny Causey	Alabama	11-13-1993	7
115	Ray Ray Bivines	Ole Miss	11-28-2002	6
115	McKinley Scott	Houston	9-20-2003	6
114	Fred Ross	Alabama	11-14-2015	8
114	Bill Buckley	Kentucky	10-6-1973	9
114	James Bloodworth	Alabama	11-2-1985	5
113	Willie Harris	Kentucky	10-13-1990	5
113	Willie Harris	Memphis	10-19-1991	5
113	Justin Jenkins	Auburn	10-18-2003	7
113	Jameon Lewis	Memphis	9-1-2011	4
112	Jerry Price	LSU	11-14-1981	3
112	Danny Knight	Arkansas State	9-11-1982	3
112	Brandon Heavens	Memphis	9-4-2010	5
111	Jameon Lewis	LSU	10-5-2013	7
111	Danny Knight	Alabama	10-29-1983	6
110	Josh Robinson	Arkansas	11-1-2014	6
110	Mardye McDole	Memphis	9-23-1978	5
110	Danny Knight	Ole Miss	11-20-1982	3
109	Harland Reed	LSU	11-12-1966	6
109	Terrell Grindle	Auburn	10-9-1999	6
109	Kelvin Love	Alabama	11-13-1999	4
109	Ray Ray Bivines	Jacksonville St.	9-14-2002	2
107	Fred Ross	Arkansas	11-1-2014	4
107	Fred Ross	Samford	10-29-2016	9
108	Terrell Grindle	Kentucky	11-2-2002	3
106	Gavin Rees	Rice	10-11-1975	7
106	Robert Isaac	Louisiana Tech	9-21-1996	6
106	Kevin Prentiss	Oklahoma State	9-19-1998	3
106	Terrell Grindle	South Carolina	10-5-2002	5
106	Tony Burks	Georgia	10-21-2006	4
105	DeRunnya Wilson	Georgia Tech	12-21-2014	9
105	John Grace	Murray State	11-2-1946	2
105	Bill Buckley	Northeast La.	9-16-1972	4
104	Chad Bumphis	Kentucky	10-6-2012	9
103	Fred Ross	Texas A&M	10-3-2015	11
103	Bill Buckley	Ole Miss	11-25-1972	6
103	Kenny Rogers	Florida	9-28-1985	7
103	Fred Hadley	Southern Miss	10-17-1987	7
103	Tony Burks	LSU	9-30-2006	4
102	Fred Ross	Georgia Tech	12-31-2014	6
102	DeRunnya Wilson	Missouri	11-5-2015	4
102	Sammy Milner	Florida	9-27-1969	9
102	David Smith	LSU	11-15-1969	5
102	Brandon McRae	Georgia Tech	9-20-2008	10
101	Brandon Holloway	Arkansas	11-21-2015	4
101	Kevin Prentiss	South Carolina	9-27-1997	2
101	Anthony Dixon	Ole Miss	11-23-2007	7
100	Howard Lewis	Auburn	9-22-1974	7
100	Chad Bumphis	Memphis	9-4-2010	4



Jameon Lewis holds the MSU single-game record for receiving yards with 220 in the 2013 Liberty Bowl.



## INTERCEPTIONS

Year	Player	Int.	Yds.	Avg.
1946	Billy Murphy	5	20	4.0
1947	Harper Davis	2	13	6.5
1948	Harper Davis	5	134	26.8
1949	Max Stainbrook	5	91	8.2
1950	Joe Fortunato	3	33	11.0
1951	Dick Rosenberg	4	71	17.8
1952	Ollie Fairchild	3	32	10.7
1953	Jackie Parker	4	22	5.5
1954	Art Davis	4	93	23.3
1955	Jimmy Dodd	2	19	9.5
1956	Jimmy Dodd	2	75	37.5
1957	Tom Miller	4	93	23.3
1958	Billy Stacy	4	14	3.5
1959	Bobby Bethune	2	0	0.0
1960	Bobby Bethune	6	30	5.0
1961	Lee Welch	1	35	35.0
1962	Jonny Windham	2	15	7.5
1963	Sonny Fisher	5	109	21.8
1964	James Carroll	5	70	14.0
1965	Bill Kiser	2	30	15.0
	Jim Courtney	2	14	7.0
	Tommy Corbett	2	1	0.5
1966	Bill Kiser	5	46	9.2
1967	Jim Courtney	5	47	9.4
1968	Al Morrell	2	34	17.0
	Buddy Hardwich	2	6	3.0
1969	Bill Crick	6	84	14.0
1970	Ken Phares	5	63	12.6
1971	Frank Dowsing	3	29	9.7
	Emile Petro	3	9	3.0
1972	John David Calhoun	4	25	6.3
1973	Steve Freeman	5	14	2.8
1974	Steve Freeman	4	56	14.0
1975	Henry Davison	3	17	5.7
	Bobby Wallace	3	9	3.0
	Stan Black	3	8	2.7
1976	Henry Davison	5	98	19.6
1977	Kenny Johnson	4	54	13.5
1978	Kenny Johnson	3	28	9.3
1979	Rob Fesmire	4	18	4.5
1980	Larry Friday	5	53	10.6
1981	Kenneth Johnson	4	25	6.3
1982	Gary Lambert	2	35	17.5
	Kenneth Johnson	2	20	10.0
	Calvin Zanders	2	14	7.0
1983	Billy Jackson	2	45	22.5
	Kenneth Johnson	2	0	0.0
	Clay Preacher	2	0	0.0
	Calvin Zanders	2	-4	-2.0
1984	Bruce Plummer	2	15	7.5
	Kirby Jackson	2	8	4.0
	Tom Nichols	2	5	2.5
1985	Brian Hutson	2	24	12.0
	Kirby Jackson	2	15	7.5
1986	Bruce Plummer	3	34	11.3
1987	Michael Taylor	2	9	4.5
1988	Bo Russell	4	36	9.0
1989	Marc Woodard	3	9	3.0
1990	Albert Williams	2	51	25.5
	Lance Aldridge	2	22	11.0
1991	Kelvin Knight	4	58	14.5
	Tony Harris	4	42	10.5
1992	Kelvin Knight	4	90	22.5
	Charlie Davidson	4	66	16.5
1993	Walt Harris	6	59	9.8
1994	Walt Harris	6	41	6.8
1995	Walt Harris	4	62	15.5
1996	Izell McGill	4	71	17.8
1997	Izell McGill	6	94	15.7
1998	Robert Bean	5	136	27.2
1999	Fred Smoot	5	13	2.6
2000	Fred Smoot	5	31	6.2
2001	Korey Banks	4	29	7.3

2002	Darren Williams	3	44	14.7
	Korey Banks	3	6	2.0
2003	Odell Bradley	2	56	28.0
	Eric Fuller	2	13	6.5
2004	Darren Williams	4	31	7.8
2005	Jeramie Johnson	4	51	12.8
2006	Derek Pegues	4	95	23.8
2007	Derek Pegues	5	120	24.0
2008	Karlin Brown	2	31	15.5
	Derek Pegues	2	23	11.5
	Keith Fitzhugh	2	11	5.5
2009	Corey Broomfield	6	118	19.7
2010	Corey Broomfield	3	40	13.3
	Johnthan Banks	3	24	8.0
	Nickoe Whitley	3	0	0.0
2011	Johnthan Banks	5	27	5.4
2012	Darius Slay	5	101	20.2
2013	Nickoe Whitley	5	42	8.4
2014	Richie Brown	3	54	18.0
	Will Redmond	3	5	1.7
2015	Brandon Bryant	3	73	24.3
2016	Jamoral Graham	3	105	35.0

## TOTAL TACKLES

Year	Player, Pos.	UT	AT	TT
1975	Ray Costict, LB	67	88	155
1976	Ray Costict, LB	96	60	156
1977	Mike Lawrence, LB	71	43	114
1978	Johnie Cooks, LB	73	42	115
1979	Rusty Martin, LB	53	72	125
1980	Don Edwards, LB	58	60	118
1981	Johnie Cooks, LB	78	45	123
1982	John Miller, LB	63	101	164
1983	Calvin Zanders, LB	80	106	186
1984	Aaron Pearson, LB	104	44	148
1985	Aaron Pearson, MLB	70	45	115
1986	Cedric Corse, ILB	86	58	144
1987	Bo Russell, SS	36	49	85
1988	James Williams, ILB	102	61	*163
1989	James Williams, ILB	95	62	157
1990	Reggie Stewart, ILB	100	79	+179
1991	Keo Coleman, ILB	59	55	114
1992	Daniel Boyd, ILB	76	52	128
1993	Juan Long, ILB	68	49	117
1994	Dwayne Curry, ILB	67	56	123
1995	Dwayne Curry, ILB	63	50	113
1996	Paul Lacoste, ILB	75	67	142
1997	Dereck Rush, ILB	53	55	108
1998	Edward Smith, OSE	69	58	127
1999	Barrin Simpson, LB	54	51	105
2000	Mario Haggan, LB	70	62	*132
2001	Mario Haggan, LB	62	33	95
2002	Mario Haggan, LB	66	53	119
2003	T.J. Mawhinney, LB	61	49	110
2004	Slovakia Griffith, DB	37	35	72
2005	Quinton Culberson, LB	49	29	78
2006	Quinton Culberson, LB	52	50	102
2007	Jamar Chaney, LB	35	54	89
2008	Dominic Douglas, LB	51	65	116
2009	Jamar Chaney, LB	39	51	90
2010	Chris White, LB	54	56	110
2011	Cameron Lawrence, LB	50	73	123
2012	Cameron Lawrence, LB	54	66	120
2013	Benardrick McKinney, LB	42	29	71
2014	Benardrick McKinney, LB	35	36	71
2015	Richie Brown, LB	51	58	109
2016	Richie Brown, LB	51	51	102

## SACKS

Year	Player, Pos.	No.	Yds.
1985	Aaron Pearson, LB	6.0	53
1986	Michael Simmons, DT	3.0	NA
1987	Michael Simmons, DT	3.0	16
	Anthony Butts, DT	3.0	13
1988	Darren Martin, LB	5.0	32
1989	Robert Young, DL	10.0	72
1990	Kevin Henry, DE	6.0	51
1991	Nate Williams, NT	7.0	32
1992	Jerome Brown, DE	4.0	22
1993	Herman Carroll, DE	5.0	45
1994	Larry Williams, DE	6.0	45
1995	Larry Williams, DE	6.5	39
1996	Greg Favors, DE	*12.5	112
1997	Greg Favors, DE	7.0	67
1998	Edward Smith, OSE	*12.0	112
1999	Ellis Wyms, DT	5.0	25
2000	Mario Haggan, LB	5.0	47
	Pig Prather, DOG	5.0	42
2001	Mario Haggan, LB	4.0	33
	Conner Stephens, DE	4.0	28
2002	Michael Gholar, DOG	3.0	26
2003	Tommy Kelly, DT	4.0	31
2004	Willie Evans, DE	5.5	25
2005	Willie Evans, DE	*15.0	96
2006	Titus Brown, DE	7.5	54
2007	Titus Brown, DE	8.0	48
2008	K.J. Wright, LB	4.0	41
2009	Pernell McPhee, DE	5.0	24
2010	Chris White, LB	6.0	30
2011	Fletcher Cox, DT	5.0	18
2012	Preston Smith, DE	4.5	25
2013	Benardrick McKinney, LB	3.5	36
2014	Preston Smith, DE	9.0	60
2015	Richie Brown, LB	6.5	45
2016	Johnathan Calvin, DE	7.0	51

+ - Led NCAA \* - Led SEC



Linebacker Richie Brown had three interceptions in the 2014 victory against Texas A&M, becoming the first SEC player in eight years with three picks in a game. Brown was named Walter Camp National Defensive Player of the Week and led the Bulldogs in tackles in 2015 and 2016.



## PASSING

Year	Player	Att.	Cmp.	Pct.	Yds.	TD
1946	Billy Murphy	60	21	.350	279	5
1947	Tom McWilliams	61	30	.492	360	3
1948	Tom McWilliams	74	41	.554	412	4
1949	Don Robinson	105	29	.276	303	1
1950	Frank Branch	40	24	.600	313	1
1951	Frank Branch	44	20	.455	198	0
1952	Jackie Parker	97	45	.464	811	8
1953	Jackie Parker	69	41	.594	603	7
1954	Bobby Collins	45	20	.444	337	3
1955	Bill Stanton	57	27	.474	554	5
1956	Billy Stacy	71	32	.451	464	3
1957	Billy Stacy	41	13	.317	248	3
1958	Billy Stacy	70	32	.457	388	2
1959	John Corroero	44	21	.477	251	2
1960	Charlie Furlow	114	63	.553	599	2
1961	Charlie Furlow	65	36	.554	389	0
1962	Charlie Furlow	111	62	.559	744	3
1963	Sonny Fisher	74	36	.486	353	2
1964	Ashby Cook	61	35	.574	426	2
1965	Ashby Cook	162	78	.481	1032	8
1966	Don Saget	166	69	.416	753	2
1967	Tommy Pharr	71	26	.366	279	4
1968	Tommy Pharr	319	173	.542	1838	9
1969	Tommy Pharr	258	140	.543	1603	11
1970	Joe Reed	294	138	.469	1616	8
1971	Hal Chealander	155	66	.426	937	2
1972	Rockey Felker	161	74	.460	992	6
1973	Rockey Felker	106	60	.566	782	9
1974	Rockey Felker	155	73	.471	1147	8
1975	Bruce Threadgill	123	43	.350	575	2
1976	Bruce Threadgill	89	45	.506	807	7
1977	Bruce Threadgill	219	91	.416	1317	7
1978	Dave Marler	287	163	.568	2422	11
1979	Tony Black	62	23	.371	363	2
1980	John Bond	133	59	.444	849	5
1981	John Bond	144	65	.451	875	4
1982	John Bond	183	91	.497	1591	7
1983	John Bond	205	92	.449	1306	2
1984	Don Smith	176	75	.426	1236	6
1985	Don Smith	312	143	.458	2332	15
1986	Don Smith	244	120	.492	1609	10
1987	Mike Davis	129	60	.465	779	2
1988	Tony Shell	335	153	.457	1884	13
1989	Tony Shell	87	45	.517	499	2
1990	Tony Shell	293	151	.515	1909	10
1991	Sleepy Robinson	141	77	.546	1167	8
1992	Greg Plump	129	54	.419	863	4
1993	Todd Jordan	294	131	.446	1935	11
1994	Derrick Taite	220	110	.500	1806	14
1995	Derrick Taite	309	165	.534	2241	16
1996	Derrick Taite	171	75	.439	1009	6
1997	Matt Wyatt	201	92	.458	1369	6
1998	Wayne Madkin	199	96	.482	1532	11
1999	Wayne Madkin	257	135	.525	1884	10
2000	Wayne Madkin	246	138	.561	1908	8
2001	Kevin Fant	170	94	.521	1352	8
2002	Kevin Fant	311	163	.524	1918	10
2003	Kevin Fant	351	186	.530	2151	14
2004	Omarr Conner	205	107	.522	1224	6
2005	Omarr Conner	167	86	.515	903	8
2006	Michael Henig	169	74	.438	1201	7
2007	Wesley Carroll	255	134	.525	1392	9
2008	Tyson Lee	260	153	.588	1519	7
2009	Tyson Lee	221	130	.588	1444	4
2010	Chris Relf	220	129	.586	1789	13
2011	Chris Relf	190	114	.600	1212	10
2012	Tyler Russell	394	231	.586	2897	24
2013	Dak Prescott	267	156	.584	1940	10
2014	Dak Prescott	396	244	.616	3449	27
2015	Dak Prescott	477*	316*	.662	3793	29
2016	Nick Fitzgerald	361	196	.543	2423	21

\*Led SEC

## RECEIVING

Year	Player	Rec.	Yds.	Avg.	TD
1946	Kermit Davis	11	158	14.4	1
1947	Harper Davis	15	229	15.3	3
1948	Harper Davis	12	94	7.8	1
1949	Murry Alexander	14	131	9.4	1
1950	Steve Clark	14	150	11.5	3
1951	John Katusa	10	73	7.3	0
1952	Norm Duplain	14	265	18.9	0
1953	Art Davis	11	150	13.6	3
1954	Levaine Hollingshead	11	180	16.4	2
1955	Ron Bennett	12	248	20.7	3
1956	Ron Bennett	15	227	15.1	2
1957	Gil Peterson	7	95	13.6	2
1958	P.L. Blake	6	85	14.2	0
1959	Lee Welch	14	127	9.1	0
1960	Lee Welch	12	98	8.2	0
1961	Johnny Baker	22	323	14.7	1
1962	Ode Burrell	24	204	8.5	2
1963	Tommy Inman	12	179	14.9	2
1964	Tommy Inman	21	338	16.1	2
1965	Don Saget	24	373	15.5	4
1966	Marcus Rhoden	31	365	11.8	0
1967	Johnny Woitt	8	82	10.3	2
1968	Sammy Milner	*64	909	14.2	5
1969	Sammy Milner	64	745	11.6	6
1970	David Smith	*74	987	13.3	6
1971	Eric Hoggatt	28	365	13.0	0
1972	Bill Buckley	*47	776	16.5	6
1973	Bill Buckley	*41	661	16.1	7
1974	Howard Lewis	21	330	15.7	1
1975	Gavin Rees	18	292	16.2	2
1976	Robert Chatman	15	277	18.5	3
1977	Mardye McDole	29	510	17.6	2
1978	Mardye McDole	*48	1035	21.6	7
1979	Mardye McDole	20	380	19.0	3
1980	Mardye McDole	19	289	15.2	1
1981	Glen Young	19	263	13.8	1
1982	Danny Knight	37	924	25.0	7
1983	Danny Knight	34	671	19.7	2
1984	Mikel Williams	23	177	7.7	1
1985	Jeff Patton	34	416	12.2	2
1986	Fred Hadley	28	529	18.9	3
1987	Fred Hadley	28	499	17.8	1
1988	Fred Hadley	29	477	16.5	5
1989	Jesse Anderson	21	230	11.0	0
1990	Jerry Bouldin	32	447	14.0	6
1991	Willie Harris	24	529	22.0	1
1992	Willie Harris	35	574	16.4	3
1993	Chris Jones	24	541	22.5	2
1994	Eric Moulds	39	845	21.7	7
1995	Eric Moulds	62	779	12.6	6
1996	Lamont Woodberry	27	305	11.3	2
1997	Lamont Woodberry	24	342	14.2	3
1998	Kevin Prentiss	38	681	17.9	3
1999	Kelvin Love	43	834	19.4	3
2000	Terrell Grindle	31	436	14.1	2
2001	Justin Jenkins	42	661	15.7	8
2002	Ray Ray Bivines	40	511	12.8	4
2003	Justin Jenkins	62	880	14.2	9
2004	Will Prosser	24	328	13.7	0
2005	Will Prosser	28	286	10.2	0
2006	Tony Burks	35	850	24.3	5
2007	Jamaye Smith	33	510	15.5	3
2008	Brandon McRae	51	518	10.2	3
2009	Chad Bumphis	32	375	11.7	4
2010	Chad Bumphis	44	634	14.4	5
2011	Arcezo Clark	30	442	14.7	4
2012	Chad Bumphis	58	922	15.9	12*
2013	Jameon Lewis	64	923	14.4	5
2014	De'Runnya Wilson	47	680	14.5	9
2015	Fred Ross	88	1007	11.4	5
2016	Fred Ross	72	917	12.7	12*

\*Led SEC

## RUSHING

Year	Player	Att.	Yds.	Avg.	TD
1946	Tom McWilliams	77	347	4.5	2
1947	Tom McWilliams	137	625	4.6	5
1948	Tom McWilliams	121	436	3.6	1
1949	Wally Beech	90	403	4.5	5
1950	Wally Beech	111	529	4.8	2
1951	Wally Beech	98	421	4.3	5
	Bill Stewart	117	421	3.6	--
1952	Joe Fortunato	128	779	6.1	5
1953	Charles Evans	109	549	5.0	2
1954	Art Davis	132	670	5.1	9
1955	Jim Harness	90	497	5.5	4
1956	Billy Stacy	138	613	4.4	6
1957	Molly Halbert	76	386	5.1	7
1958	Jack Batte	62	292	4.7	3
1959	Billy Hill	63	257	4.1	3
1960	Mackie Weaver	88	354	4.0	3
1961	Billy Hill	85	337	4.0	2
1962	Ode Burrell	71	310	4.4	5
1963	Hoyle Granger	113	481	4.3	7
1964	Hoyle Granger	129	604	4.7	2
1965	Hoyle Granger	108	449	4.2	3
1966	Andy Rhoades	75	295	3.9	1
1967	Tommy Pharr	136	326	2.4	1
1968	Tommy Pharr	141	239	1.7	3
1969	Steve Whaley	89	275	3.1	7
1970	Lewis Grubbs	155	644	4.2	7
1971	Lewis Grubbs	134	419	3.1	3
1972	Melvin Barkum	132	522	4.0	6
1973	Wayne Jones	212	1193	5.6	6
1974	Walter Packer	157	994	6.3	6
1975	Walter Packer	180	1012	5.6	7
1976	Dennis Johnson	152	859	5.7	6
1977	Dennis Johnson	114	529	4.6	2
1978	James Jones	130	687	5.3	10
1979	Fred Collins	128	591	4.6	4
1980	Michael Haddix	133	724	5.4	5
1981	Michael Haddix	110	622	5.7	3
1982	Michael Haddix	122	813	6.7	8
1983	John Bond	164	612	3.7	13
1984	Don Smith	128	545	4.3	9
1985	Don Smith	190	554	2.9	6
1986	Don Smith	159	740	4.7	6
1987	Hank Phillips	184	848	4.6	8
1988	Jesse Anderson	102	468	4.6	0
1989	Kenny Roberts	108	511	4.7	4
1990	Kenny Roberts	93	523	5.6	3
1991	Sleepy Robinson	154	543	3.5	5
1992	Kenny Roberts	106	597	5.6	0
1993	Michael Davis	205	883	4.3	7
1994	Michael Davis	196	929	4.7	10
1995	Keffer McGee	235	1072	4.6	13
1996	Robert Isaac	117	527	4.5	3
1997	James Johnson	217	1069	4.9	12
1998	James Johnson	236	1383	5.9	12
1999	Dontae Walker	76	384	5.1	3
2000	Dicenzo Miller	160	1005	6.3	10
2001	Dicenzo Miller	132	676	5.1	4
2002	Justin Griffith	91	471	5.2	2
2003	Nick Turner	123	696	5.7	7
2004	Jerious Norwood	195	1050	5.4	7
2005	Jerious Norwood	191	1126	5.9	6
2006	Anthony Dixon	169	668	4.0	9
2007	Anthony Dixon	287	1066	3.7	14
2008	Anthony Dixon	197	869	4.4	7
2009	Anthony Dixon	257	1391	5.4	12
2010	Vick Ballard	186	968	5.2	19
2011	Vick Ballard	193	1189	6.2	10
2012	LaDarius Perkins	205	1024	5.0	8
2013	Dak Prescott	134	829	6.2	13
2014	Josh Robinson	190	1238	6.3	11
2015	Dak Prescott	160	588	3.7	10
2016	Nick Fitzgerald	195	1375	7.1	16*

\*Led SEC

## SCORING


Year	Player	TD	PAT	FG	Pts.
1946	Wallace Matulich	7	0	0	42
1947	Harper Davis	7	0	0	42
1948	Harper Davis	3	0	0	18
1949	Wally Beech	5	0	0	30
1950	Tom Rushing	7	0	0	42
1951	Wally Beech	5	0	0	30
1952	Jackie Parker	16	24	0	+120
1953	Jackie Parker	8	17	0	65
1954	Art Davis	10	0	0	6
1955	William E. Morgan	5	13	0	43
1956	Billy Stacy	6	0	0	36
1957	Molly Halbert	7	0	0	42
1958	Billy Stacy	3	2	0	20
1959	Billy Hill	3	0	0	18
1960	Billy Hill	3	#1	0	20
1961	Sammy Dantone	1	#8	4	27
1962	Ode Burrell	5	0	0	30
1963	Ode Burrell	7	0	0	42
1964	Marcus Rhoden	7	0	0	42
1965	Marcus Rhoden	7	0	0	42
1966	Don Saget	3	0	0	18
1967	Johnny Woitt	3	0	0	18
1968	Sammy Milner	5	0	0	30
1969	Steve Whaley	7	0	0	42
1970	Lewis Grubbs	8	0	0	48
1971	Glenn Ellis	0	12	6	30
1972	Melvin Barkum	6	0	0	36
1973	Vic Nickels	0	23	8	47
1974	Rockey Felker	7	#2	0	46
1975	Kinney Jordan	0	14	13	53
1976	Kinney Jordan	0	31	10	61
1977	Dave Marler	0	18	13	57
1978	James Jones	13	#3	0	84
1979	Fred Collins	4	#1	0	26
1980	Mardye McDole	7	0	0	42
1981	Dana Moore	0	0	10	30
1982	Michael Haddix	9	0	0	54
1983	John Bond	13	0	0	78
1984	Artie Cosby	0	17	13	56
1985	Artie Cosby	0	18	11	51
1986	Artie Cosby	0	21	12	57
1987	Joel Logan	0	17	12	53
1988	Joel Logan	0	17	11	50
1989	Joel Logan	0	23	8	47
1990	Joel Logan	0	19	10	49
1991	Chris Gardner	0	33	9	60
1992	Chris Gardner	0	13	15	58
1993	Tom Burke	0	18	17	69
1994	Tim Rogers	0	34	12	70
1995	Keffer McGee	15	#1	0	92
1996	Brian Hazelwood	0	25	8	49
1997	James Johnson	12	0	0	72
1998	Brian Hazelwood	0	32	15	77
1999	Scott Westerfield	0	18	18	72
2000	Scott Westerfield	0	37	12	73
2001	Justin Jenkins	8	#1	0	50
2002	Brent Smith	0	16	16	64
2003	Justin Jenkins	9	#1	0	56
2004	Jerious Norwood	7	0	0	42
2005	Jerious Norwood	8	0	0	48
2006	Anthony Dixon	9	0	0	54
2007	Anthony Dixon	16	0	0	96
2008	Anthony Dixon	9	0	0	54
2009	Anthony Dixon	12	0	0	72
2010	Vick Ballard	20	0	0	120
2011	Derek DePasquale	0	36	12	72
2012	Devon Bell	0	43	14	85
2013	Dak Prescott	15	#1	0	92
2014	Evan Sobiesk	0	56	12	92
2015	Westin Graves	0	52	15	97
2016	Nick Fitzgerald	16	0	0	96

# - Total includes made two-point conversions + - Led NCAA

## TOTAL OFFENSE

Year	Player	Rush	Pass	Plays	Yds.	TD
1946	Wallace Matulich	107	507	--	614	
1947	Tom McWilliams	625	360	198	985	8
1948	Tom McWilliams	436	412	195	848	5
1949	Wally Beech	403	0	90	403	5
1950	Wally Beech	529	0	111	529	2
1951	Wally Beech	421	0	98	421	5
	Bill Stewart	421	0	117	421	--
1952	Jackie Parker	455	811	223	1266	24
1953	Jackie Parker	208	603	144	811	15
1954	Art Davis	670	25	137	695	10
1955	Bill Stanton	135	554	121	689	6
1956	Billy Stacy	613	464	209	1077	9
1957	Billy Stacy	350	248	151	598	4
1958	Billy Stacy	269	388	177	657	5
1959	Billy Hill	257	248	125	505	4
1960	Charlie Furlow	(-50)	599	167	549	2
1961	Billy Hill	337	299	138	636	3
1962	Charlie Furlow	(-35)	744	178	709	3
1963	Sonny Fisher	220	353	142	573	3
1964	Hoyle Granger	604	0	130	604	2
1965	Ashby Cook	65	1032	231	1097	11
1966	Don Saget	150	753	257	903	5
1967	Tommy Pharr	326	279	207	605	5
1968	Tommy Pharr	239	1838	460	*2077	12
1969	Tommy Pharr	4	1603	309	1607	12
1970	Joe Reed	316	1616	449	1932	15
1971	Hal Chealander	(-96)	937	209	841	2
1972	Melvin Barkum	522	591	228	1113	8
1973	Wayne Jones	1193	0	212	1193	6
1974	Rockey Felker	446	1147	304	*1593	15
1975	Walter Packer	1012	0	180	1012	7
1976	Bruce Threadgill	554	807	249	1361	11
1977	Bruce Threadgill	274	1317	362	1591	8
1978	Dave Marler	(-31)	2422	375	*2391	12
1979	Dwayne Brown	378	274	155	652	3
1980	John Bond	720	849	264	1569	10
1981	John Bond	339	875	277	1214	6
1982	John Bond	609	1591	327	2200	11
1983	John Bond	612	1306	369	1918	15
1984	Don Smith	545	1236	304	1781	15
1985	Don Smith	554	2332	502	*2886	21
1986	Don Smith	740	1609	403	*2349	16
1987	Hank Phillips	848	0	184	848	8
1988	Tony Shell	(-55)	1884	363	1829	13
1989	Kenny Roberts	511	0	108	511	4
1990	Tony Shell	(-66)	1909	333	1843	10
1991	Sleepy Robinson	543	1167	295	1710	13
1992	Greg Plump	112	863	209	975	7
1993	Todd Jordan	(-13)	1935	336	1922	12
1994	Derrick Taite	51	1806	286	1857	15
1995	Derrick Taite	16	2241	370	2257	16
1996	Derrick Taite	6	1009	212	1015	6
1997	Matt Wyatt	(-178)	2199	237	2021	6
1998	Wayne Madkin	(-36)	1532	260	1496	13
1999	Wayne Madkin	(-1)	1884	308	1883	10
2000	Wayne Madkin	179	1908	315	2087	13
2001	Kevin Fant	9	1352	120	1361	8
2002	Kevin Fant	(-69)	1918	224	1849	10
2003	Kevin Fant	(-149)	2151	256	2002	16
2004	Omarr Conner	115	1224	174	1339	7
2005	Jerious Norwood	1126	0	191	1317	6
2006	Michael Henig	18	1201	187	1219	7
2007	Wesley Carroll	67	1392	302	1459	9
2008	Tyson Lee	37	1519	322	1556	8
2009	Tyson Lee	175	1444	295	1619	6
2010	Chris Relf	713	1789	414	2502	18
2011	Chris Relf	375	1212	313	1587	12
2012	Tyler Russell	-5	2897	437	2892	26
2013	Dak Prescott	829	1940	401	2769	23
2014	Dak Prescott	986	3449	606	*4435	41
2015	Dak Prescott	588	3793	637	4381	39
2016	Nick Fitzgerald	1375	2423	556	*3798	37

\* - Led SEC (ranked on yards-per-game since 1970)



Quarterback John Bond led Mississippi State in total offense all four years of his career (1980-83).



Future NFL running back Jerious Norwood topped the Bulldogs in scoring during the 2004 and 2005 seasons.

## PUNTING

Year	Player	No.	Yds.	Avg.
1946	Billy Murphy	24	998	41.6
1947	Tom McWilliams	41	1436	35.0
1948	Tom McWilliams	44	1616	36.7
1949	Jim Pittman	25	1010	40.4
1950	Joe Fortunato	37	1402	37.9
1951	Bobby Collins	55	1854	33.7
1952	Bobby Collins	44	1703	38.7
1953	Bobby Collins	24	930	38.8
1954	Bobby Collins	33	1330	40.3
1955	Art Davis	16	652	40.8
1956	Gil Peterson	20	746	37.3
1957	Gil Peterson	25	920	36.8
1958	Gil Peterson	36	1424	39.6
1959	Bill Schoenrock	48	1827	38.1
1960	Charlie Furlow	38	1273	33.5
1961	Randy Hutto	24	835	34.8
1962	Charlie Furlow	41	1357	33.1
1963	Ode Burrell	41	1532	37.4
1964	James Carroll	56	2048	36.6
1965	Dick McGraw	48	2014	*42.0
1966	Dick McGraw	71	2777	39.1
1967	Dick McGraw	95	3567	37.5
1968	Conn Canale	51	2065	40.5
1969	Conn Canale	67	2550	38.1
1970	Sammy Milner	30	1131	37.7
1971	Lanny Sheffield	77	3035	39.4
1972	Mike Patrick	48	1853	38.6
1973	Mike Patrick	60	2667	44.5
1974	Mike Patrick	63	2479	39.3
1975	Gerald Vaught	60	2150	35.8
1976	Gerald Vaught	62	2473	39.9
1977	Jim Nabers	56	2224	39.7
1978	Jim Nabers	36	1456	40.4
1979	Dana Moore	52	2053	39.5
1980	Dana Moore	52	2104	40.5
1981	Dana Moore	60	2504	41.7
1982	Dana Moore	53	2199	41.5
1983	Tim Cutts	54	2235	41.4
1984	Brian Hutson	42	1572	37.4
1985	Robert Smith	50	1916	38.3
1986	Tommy Parks	38	1513	39.8
1987	Tommy Parks	55	2149	39.1
1988	Mike Riley	36	1453	40.4
1989	Mike Riley	75	3078	41.0
1990	Mike Riley	57	2332	40.9
1991	Mike Riley	42	1660	39.5
1992	Todd Jordan	52	2267	*43.6
1993	Todd Jordan	56	2403	42.9
1994	Andy Russ	50	1906	38.1
1995	Andy Russ	49	2031	41.4
1996	Andy Russ	53	2466	46.5
1997	Jeff Walker	45	2049	45.5
1998	Jeff Walker	44	1856	42.2
1999	Jeff Walker	52	2221	42.7
2000	Prentiss Cole	63	2601	41.3
2001	Jared Cook	60	2445	40.8
2002	Jared Cook	48	2024	42.2
2003	Robert Wallis	30	1300	43.3
2004	Jared Cook	49	2143	*43.7
2005	Blake McAdams	69	2891	41.9
2006	Blake McAdams	68	2598	38.2
2007	Blake McAdams	77	3024	39.3
2008	Blake McAdams	79	3049	38.6
2009	Heath Hutchins	50	1986	39.7
2010	Heath Hutchins	59	2450	41.5
2011	Baker Swedenburg	71	2970	41.8
2012	Baker Swedenburg	57	2340	41.1
2013	Baker Swedenburg	25	1063	42.5
2014	Devon Bell	50	2160	43.2
2015	Logan Cooke	44	1856	42.2
2016	Logan Cooke	44	1760	40.0

\* - Led SEC

## KICKOFF RETURNS

Year	Player	Ret.	Yds.	Avg.	TD
1946	Harper Davis	5	142	28.4	--
1947	Harper Davis	7	117	16.7	--
1948	Carl Scheider	2	96	48.0	--
1949	Cliff O'Connor	10	161	16.1	--
1950	Norm Duplain	11	226	20.5	--
1951	Norm Duplain	9	248	27.6	--
1952	Jackie Parker	13	305	23.5	0
1953	Jackie Parker	6	121	20.2	0
1954	Bobby Collins	8	109	13.6	--
1955	William E. Morgan	10	239	23.9	--
1956	Billy Stacy	12	248	20.7	0
1957	Billy Stacy	11	273	24.8	0
1958	Billy Stacy	12	309	25.8	0
1959	Willie Daniel	10	226	22.6	0
1960	Pat Shute	11	263	23.9	0
1961	Jimmy Jenkins	7	146	20.9	0
1962	Ode Burrell	11	225	20.5	0
1963	Ode Burrell	10	261	26.1	0
1964	Dan Bland	20	558	+27.9	1
1965	Dan Bland	20	499	*25.0	0
1966	Marcus Rhoden	26	572	+22.0	1
1967	Tommy Garrison	11	202	18.4	0
1968	David Smith	27	590	*21.9	0
1969	David Smith	16	394	24.6	0
1970	Frank Dowsing	16	371	23.2	0
1971	Lewis Grubbs	18	336	18.7	0
1972	Ken Phares	25	544	21.8	0
1973	Walter Packer	26	547	*21.0	0
1974	Steve Wohler	10	203	20.3	0
1975	Walter Packer	12	242	20.2	0
1976	Walter Packer	12	195	16.3	0
1977	James Otis Doss	16	450	28.1	0
1978	Willie Jackson	12	222	18.5	0
1979	James Jones	8	199	24.9	1
1980	Glen Young	19	525	*27.6	1
1981	Glen Young	18	407	22.6	0
1982	Glen Young	20	431	21.6	0
1983	Danny Knight	9	201	22.3	0
1984	John Lowe	16	329	20.6	0
1985	John Moore	25	524	21.0	0
1986	Michael Robinson	26	643	24.7	0
1987	John Moore	27	464	17.2	0
1988	Eddie Myles	27	535	19.8	0
1989	Tony James	21	477	22.7	0
1990	Tony James	18	432	24.0	0
1991	Tony James	21	515	24.5	0
1992	Tony James	18	438	24.3	0
1993	Kenny Causey	8	163	20.4	0
1994	Eric Moulds	13	426	+32.8	0
1995	Eric Moulds	9	259	28.8	0
1996	Robert Isaac	20	469	23.5	0
1997	Robert Isaac	20	455	22.8	0
1998	Kevin Prentiss	19	458	24.1	1
1999	Pig Prather	12	325	27.1	0
2000	Pig Prather	14	321	22.9	0
2001	Pig Prather	25	569	22.8	0
2002	Fred Reid	18	441	24.5	0
2003	Fred Reid	25	577	23.1	1
2004	Jonathan Lowe	19	343	18.1	0
2005	Derek Pegues	28	559	20.0	0
2006	Derek Pegues	29	687	23.7	0
2007	Derek Pegues	24	544	22.7	0
2008	Derek Pegues	31	708	22.8	0
2009	Leon Berry	38	1015	26.7	1
2010	Leon Berry	14	375	26.8	1
2011	Jameon Lewis	21	386	18.4	0
2012	Jameon Lewis	20	517	25.9	1
2013	Jameon Lewis	19	446	23.5	0
2014	Robert Johnson	12	214	17.8	0
2015	Brandon Holloway	24	567	23.6	1
2016	Brandon Holloway	16	370	23.1	0

+ - Led NCAA

## PUNT RETURNS

Year	Player	Ret.	Yds.	Avg.	TD
1946	Tom McWilliams	19	306	16.1	1
1947	Tom McWilliams	16	226	14.1	1
1948	Tom McWilliams	11	100	9.1	0
1949	Max Stainbrook	16	103	6.4	--
1950	Norm Duplain	15	212	14.1	--
1951	Tony Kotowski	13	217	16.7	--
1952	Charles Caven	22	153	7.0	--
1953	Jackie Parker	17	156	9.2	0
1954	Bobby Collins	13	137	10.5	--
1955	Jim Tait	3	103	34.3	--
1956	Billy Stacy	24	290	+12.1	1
1957	Billy Stacy	17	144	8.5	0
1958	Billy Stacy	11	146	13.3	0
1959	Billy Hill	6	85	14.2	0
1960	Billy Tohill	5	43	8.6	0
1961	Billy Hill	7	47	6.7	0
1962	Ode Burrell	10	102	10.2	0
1963	Ode Burrell	15	163	10.9	0
1964	Dan Bland	17	115	6.8	0
1965	Marcus Rhoden	19	413	*21.7	3
1966	Marcus Rhoden	22	170	7.7	0
1967	Conn Canale	9	76	8.4	0
1968	David Smith	9	98	10.9	0
1969	David Smith	6	54	9.0	0
1970	David Smith	5	40	8.0	0
1971	Frank Dowsing	14	260	18.6	2
1972	Frank Dowsing	12	135	11.3	1
1973	Steve Freeman	8	50	6.3	0
1974	Richard Blackmore	12	126	10.5	1
1975	Stan Black	14	64	4.6	0
1976	Stan Black	16	196	12.3	0
1977	Henry Davison	18	97	5.4	0
1978	Richard Blackmore	11	155	*14.1	0
1979	Kenny Johnson	15	71	4.7	0
1980	Mardye McDole	23	251	10.9	1
1981	Glen Young	19	307	+16.2	2
1982	Glen Young	27	205	7.6	0
1983	Danny Knight	9	73	8.1	0
1984	Orlando Lundie	22	189	8.6	0
1985	Orlando Lundie	13	46	3.5	0
1986	Milton Smith	10	40	4.0	0
1987	Eddie Myles	29	266	9.2	0
1988	Eddie Myles	16	126	7.9	0
1989	Tony James	40	437	10.9	0
1990	Tony James	23	341	*14.8	2
1991	Tony James	22	196	8.9	0
1992	Tony James	36	358	10.0	1
1993	Scott Gumina	13	180	13.8	1
1994	Bernard Euell	25	199	8.0	0
1995	Bernard Euell	11	57	5.2	0
1996	Robert Isaac	19	189	9.9	0
1997	Robert Isaac	23	198	8.6	0
1998	Kevin Prentiss	26	339	*13.0	1
1999	Pig Prather	17	125	7.4	0
2000	Larry Huntington	22	212	9.6	0
2001	Ray Ray Bivines	12	125	10.4	0
2002	Korey Banks	20	200	10.0	0
2003	Nick Turner	28	310	11.1	0
2004	Jonathan Lowe	17	195	11.5	1
2005	Jerious Norwood	4	43	10.8	0
2006	Derek Pegues	25	350	14.0	1
2007	Derek Pegues	27	268	9.9	1
2008	Derek Pegues	26	172	6.6	0
2009	Leon Berry	9	69	7.7	0
2010	Chad Bumphis	16	137	8.6	0
2011	Johnthan Banks	16	166	10.4	1
2012	Johnthan Banks	14	123	8.8	0
2013	Jameon Lewis	22	51	2.3	0
2014	Jamoral Graham	14	67	4.8	0
2015	Fred Ross	15	157	10.5	1
2016	Fred Ross	15	85	5.7	0



# | RECORDS | YEARLY TEAM OFFENSIVE STATISTICS

YEAR	G	PLAYS	YDS	YPG	RUSHING				ATT	COMP.	PASSING				INTS.	POINTS	PPG
					RUSH	YDS	YPG	TDS			YDS	YPG	COMP%	TDS			
2016	13	943	5723	440.2	532	2997	230.5	24	411	230	2726	209.7	56.0	24	10	395	30.4
2015	13	927	5986	460.5	427	1873	144.1	21	<b>500</b>	<b>331</b>	<b>4113</b>	<b>316.4</b>	<b>66.2</b>	<b>33</b>	5	447	34.4
2014	13	<b>1001</b>	<b>6679</b>	<b>513.8</b>	578	3030	233.1	29	423	261	3649	280.7	61.7	31	12	<b>480</b>	<b>36.9</b>
2013	13	956	5647	434.4	527	2469	189.9	29	429	253	3178	244.5	59.0	18	12	360	27.7
2012	13	848	4965	381.9	424	1874	144.2	18	424	249	3091	237.8	58.7	28	10	383	29.5
2011	13	862	4643	357.2	513	2279	175.3	19	349	198	2364	181.8	56.7	19	13	329	25.3
2010	13	907	5217	401.3	619	2793	214.8	28	288	168	2424	186.5	58.3	18	13	377	29.0
2009	12	821	4463	371.9	555	2731	227.6	21	266	153	1732	144.3	57.5	9	17	307	25.6
2008	12	782	3312	276.0	397	1220	101.7	13	385	210	2092	174.3	54.5	10	12	183	15.2
2007	13	880	3863	297.2	508	1784	137.2	18	372	188	2079	159.9	50.5	12	18	279	21.5
2006	12	754	3442	286.8	394	1142	95.2	14	360	171	2300	191.7	47.5	10	16	221	18.4
2005	11	687	3038	276.2	385	1514	137.6	9	302	146	1524	138.5	48.3	10	10	153	13.9
2004	11	692	3335	303.2	401	1744	158.5	11	291	147	1591	144.6	50.5	9	13	173	15.7
2003	12	766	3848	320.7	371	1424	118.7	13	395	207	2424	202.0	52.4	15	<b>25</b>	225	18.8
2002	12	863	4042	336.8	421	1431	119.2	10	<b>442</b>	226	2611	217.6	51.1	13	22	227	18.9
2001	11	752	3779	343.5	397	1415	128.6	10	355	187	2364	214.9	52.7	13	16	196	17.8
2000	12	743	4250	386.4	461	2132	193.8	27	282	156	2118	192.5	55.3	9	9	347	28.9
1999	11	718	3562	323.8	367	1129	102.6	13	351	184	2433	221.2	52.4	13	14	238	21.6
1998	12	727	3870	322.5	476	2063	171.9	21	251	118	1807	150.6	47.0	11	14	339	28.3
1997	11	691	3460	314.5	441	1748	158.9	16	250	120	1712	155.6	48.0	8	17	226	20.5
1996	11	748	3593	326.6	442	1744	158.5	15	306	140	1849	168.1	45.8	13	10	249	22.6
1995	11	703	3770	342.7	385	1464	133.1	15	318	170	2306	209.6	53.5	16	11	261	23.7
1994	11	733	4133	375.7	496	2161	196.5	21	237	120	1972	179.3	50.6	17	8	349	31.7
1993	11	767	3932	357.5	436	1791	162.8	12	331	144	2141	194.6	43.5	14	10	241	21.9
1992	11	741	3523	320.3	511	2079	189.0	18	230	106	1444	131.6	46.1	6	13	235	21.4
1991	11	709	4100	372.7	529	2873	235.4	24	180	100	1511	137.4	55.6	10	10	276	25.1
1990	11	694	3368	306.2	392	1434	130.4	7	302	158	1934	175.8	52.3	14	9	207	18.8
1989	11	685	2886	262.4	446	1690	153.6	20	239	117	1196	108.7	49.0	5	11	205	18.6
1988	11	771	3467	315.2	365	1188	108.0	5	406	186	2279	207.2	45.8	15	21	172	15.6
1987	11	783	3671	333.7	501	1958	178.0	13	282	137	1713	155.7	48.6	6	15	169	15.4
1986	11	738	3743	340.2	480	2055	186.8	12	358	128	1688	153.5	49.8	11	12	195	17.7
1985	11	787	4150	377.3	462	1728	157.1	16	325	150	2422	220.8	46.2	16	15	257	23.4
1984	11	765	3922	356.5	522	2394	217.6	17	243	100	1528	138.9	41.2	6	14	198	18.0
1983	11	749	3640	330.9	524	2177	197.9	19	225	103	1463	133.0	45.8	3	14	196	17.8
1982	11	771	4642	422.0	565	2899	263.5	22	206	99	1743	158.5	48.1	9	13	252	22.9
1981	12	809	3433	312.1	647	2448	222.5	17	161	73	985	89.5	45.3	4	8	202	18.4
1980	11	817	4189	380.8	<b>651</b>	<b>3135</b>	<b>285.0</b>	28	166	73	1054	95.8	44.0	5	7	284	25.8
1979	11	733	3701	336.5	593	2907	264.3	15	140	50	794	72.2	35.7	5	11	162	14.7
1978	11	747	4120	374.5	436	1483	134.8	18	311	177	2637	239.7	56.9	14	18	232	21.1
1977	11	780	3479	316.3	533	2082	189.3	14	247	97	1397	127.0	39.3	8	16	193	17.5
1976	11	744	3803	345.7	644	2971	270.1	26	100	48	832	75.6	48.0	7	5	269	24.5
1975	11	753	3362	305.6	594	2564	233.1	14	159	58	798	72.5	36.5	3	11	165	15.0
1974	12	795	4065	369.5	608	2753	250.3	<b>31</b>	187	86	1312	119.3	46.0	9	9	301	27.4
1973	11	755	3755	341.4	517	2125	193.2	15	238	119	1630	148.2	50.0	11	19	219	19.9
1972	11	741	3356	305.1	484	1761	160.1	16	257	113	1595	145.0	44.0	8	23	197	17.9
1971	11	693	2368	215.3	458	1064	96.7	7	235	97	1304	118.5	41.3	5	20	120	10.9
1970	11	807	3169	288.1	493	1485	135.0	15	314	146	1684	153.1	46.5	9	17	171	15.5
1969	10	699	2865	286.5	347	716	71.6	10	352	189	2149	214.9	53.7	16	18	193	19.3
1968	10	705	3014	301.4	363	967	96.7	10	342	186	2047	204.7	54.4	10	19	146	14.6
1967	10	563	1638	163.8	421	1064	106.4	3	142	54	574	57.4	38.0	4	12	49	4.9
1966	10	571	1853	185.3	361	865	86.5	6	210	87	988	98.8	41.4	3	20	75	7.5
1965	10	606	2520	252.0	402	1333	133.3	14	204	94	1187	118.7	46.1	10	12	202	20.2
1964	10	543	2293	229.3	406	1520	152.0	15	137	66	773	77.3	48.2	3	8	155	15.5
1963	11	593	2379	237.9	497	1877	187.7	19	96	45	502	50.2	46.9	3	7	169	16.9
1962	9	502	1716	190.7	341	782	86.9	4	161	80	934	103.8	49.7	5	14	76	8.4
1961	10	643	2531	253.1	478	1529	152.9	11	165	87	1002	100.2	52.7	3	17	111	11.1
1960	9	565	2258	250.9	409	1415	157.2	9	156	87	844	93.8	55.8	4	10	101	11.2
1959	9	504	2090	232.2	348	1411	156.8	10	156	65	679	75.4	41.7	3	19	96	10.7
1958	9	538	2281	253.4	433	1714	190.4	15	105	42	567	63.0	40.0	4	12	127	14.1
1957	9	602	2346	260.7	529	1842	204.7	20	73	26	504	56.0	35.7	5	7	175	19.4
1956	10	643	2807	280.7	553	2209	220.9	18	90	43	598	59.8	47.8	4	10	148	14.8
1955	10	604	2855	285.5	515	2174	217.4	N/A	89	36	681	68.1	40.5	6	11	173	17.3
1954	10	563	3015	301.5	482	2433	243.3	N/A	81	32	572	57.2	39.5	5	10	192	19.2
1953	10	566	2707	270.7	482	1981	198.1	N/A	84	48	726	72.6	57.1	8	4	196	19.6

BOLD denotes school record

# | RECORDS | YEARLY TEAM DEFENSIVE STATISTICS

YEAR	G	PLAYS	YDS	YPG	RUSHING			ATT	COMP.	YDS	PASSING			INTS.	POINTS	PPG
					YDS	YPG	TDS				YPG	COMP%	TDS			
2016	13	957	5968	459.1	2308	177.5	17	472	291	3660	281.5	61.7	33	14	413	31.8
2015	13	955	5085	391.1	2270	174.6	16	424	257	2815	216.5	60.6	16	13	302	23.2
2014	13	977	5517	424.4	1970	151.5	17	505	264	3547	272.8	52.3	17	16	282	21.7
2013	13	833	4541	349.3	1874	144.2	17	388	240	2667	205.2	62.9	18	14	299	23.0
2012	13	918	5036	387.4	2153	165.6	16	414	265	2883	221.8	64.0	17	19	303	23.3
2011	13	970	4558	350.6	1995	153.5	15	434	280	2563	197.2	64.5	12	12	256	19.7
2010	13	881	4639	356.8	1548	119.1	11	446	258	3091	237.8	57.8	19	13	258	19.8
2009	12	774	4392	366.0	1752	146	18	332	187	2640	220.0	56.3	18	17	321	26.8
2008	12	767	3930	327.5	1811	150.9	19	324	169	2119	176.6	52.2	13	8	296	24.7
2007	13	883	4313	331.8	2039	156.8	14	387	207	2274	174.9	53.5	20	18	301	23.2
2006	12	713	3856	321.3	1385	115.4	16	309	179	2471	205.9	57.9	18	12	309	25.8
2005	11	734	3690	335.5	1545	140.5	13	316	194	2145	195.0	61.4	13	12	259	23.5
2004	11	750	4013	364.8	2094	190.4	17	272	159	1919	174.5	58.5	15	12	280	25.5
2003	12	898	5682	473.5	2283	190.3	30	373	232	3399	283.3	62.2	31	6	471	39.2
2002	12	807	3888	324.0	2041	170.1	17	282	140	1847	153.9	49.7	22	14	339	28.3
2001	11	756	4086	371.5	1726	156.9	14	311	170	2360	214.5	54.7	21	13	288	26.2
2000	12	798	3735	339.5	1073	97.5	16	426	206	2662	242.0	48.4	18	19	265	22.1
1999	11	734	2448	222.5	<b>736</b>	<b>66.9</b>	7	331	172	1712	155.6	51.9	7	15	149	13.5
1998	12	835	3755	312.9	1769	147.4	14	309	157	1986	165.5	50.8	13	16	218	18.2
1997	11	763	3713	337.5	1216	110.5	7	390	224	2497	227.0	57.4	20	14	215	19.5
1996	11	777	3865	351.4	1436	130.5	9	330	176	2429	220.8	53.3	19	10	229	20.8
1995	11	806	4808	437.1	2319	210.8	30	304	194	2489	226.3	63.8	15	10	357	32.5
1994	11	749	3736	339.6	1392	126.5	10	343	174	2344	213.1	50.7	20	<b>22</b>	234	21.3
1993	11	771	3862	351.1	1535	139.5	10	185	331	2327	211.5	55.9	14	15	245	22.3
1992	11	758	3609	328.1	1479	193.6	9	313	166	2130	193.6	53.0	8	18	176	16.0
1991	11	793	3514	319.5	1423	129.4	<b>6</b>	329	163	2029	190.1	49.5	10	14	156	14.2
1990	11	831	4283	389.4	1984	180.4	14	328	185	2299	209.0	56.4	11	9	236	21.5
1989	11	767	3259	296.3	1660	150.9	13	288	148	1599	145.4	51.4	10	12	207	18.8
1988	11	801	4502	409.3	2259	205.4	25	283	158	2243	203.9	55.8	15	10	332	30.2
1987	11	715	3936	357.8	2001	181.9	17	271	141	1935	175.9	52.0	12	7	259	23.5
1986	11	769	4276	388.7	2853	259.4	24	197	103	1423	129.4	52.3	9	8	285	25.9
1985	11	787	3565	324.1	1742	158.2	20	263	109	1823	165.7	41.4	14	7	288	26.2
1984	11	761	3592	326.5	1751	159.2	17	266	119	1841	167.4	44.7	9	10	230	20.9
1983	11	795	4004	364.0	1818	165.3	20	313	177	2186	198.7	56.5	14	10	279	25.4
1982	11	810	3983	362.1	2405	218.6	25	236	132	1578	143.5	55.9	6	11	244	22.2
1981	12	755	2871	261.0	968	88.0	<b>6</b>	326	172	1903	173.0	52.8	9	14	137	12.4
1980	11	714	3236	294.3	1495	135.9	15	272	133	1741	158.3	48.9	12	14	216	19.6
1979	11	735	3459	314.5	2108	191.6	15	192	94	1351	122.8	49.0	7	12	179	16.3
1978	11	802	3629	329.9	2133	193.9	15	205	98	1496	136.0	47.8	10	11	205	18.6
1977	11	812	3633	330.3	2332	212.0	20	204	105	1301	118.3	51.5	6	18	227	20.6
1976	11	767	3063	278.5	1716	156.0	17	223	95	1347	122.5	42.6	5	14	178	16.2
1975	11	739	2853	259.4	1864	169.5	10	187	76	989	89.9	40.6	6	13	166	15.1
1974	12	801	3155	286.8	1892	172.0	17	233	97	1263	114.8	41.6	9	14	200	18.2
1973	11	712	3724	338.5	2326	211.5	<b>6</b>	201	101	1398	127.1	50.2	0	16	255	23.2
1972	11	782	3744	340.4	2369	215.4	26	217	105	1348	122.5	48.4	7	17	254	23.1
1971	11	827	3722	338.4	2455	223.2	21	220	102	1267	115.2	46.4	12	14	311	28.3
1970	11	805	3906	355.1	1849	168.1	21	313	158	2057	187.0	50.5	<b>0</b>	19	264	24.0
1969	10	814	4843	484.3	2331	233.1	34	316	184	2512	251.2	58.2	16	15	385	38.5
1968	10	767	3825	382.5	1563	156.3	16	318	176	2262	226.2	55.3	14	9	260	26.0
1967	10	766	3569	356.9	1811	181.1	N/A	248	130	1758	175.8	52.4	N/A	18	259	25.9
1966	10	682	2783	278.3	1608	160.8	N/A	205	99	1175	117.5	48.3	N/A	12	176	17.6
1965	10	653	2655	265.5	1438	143.8	N/A	197	94	1217	121.7	47.7	N/A	10	172	17.2
1964	10	641	2615	261.5	1422	142.2	N/A	185	96	1193	119.3	51.9	N/A	16	143	14.3
1963	11	555	<b>2059</b>	<b>205.9</b>	1291	129.1	N/A	134	63	779	77.9	47.0	N/A	17	<b>82</b>	<b>8.2</b>
1962	9	581	2465	273.9	1698	188.7	N/A	155	66	767	85.2	42.6	N/A	5	132	14.7
1961	10	569	2434	243.4	1589	158.9	N/A	145	65	845	84.5	44.9	N/A	17	135	13.5
1960	9	523	2574	286.0	1902	211.3	N/A	<b>107</b>	56	672	74.7	52.3	N/A	14	119	13.2
1959	9	599	2633	292.6	1874	208.2	N/A	118	52	759	84.3	44.1	N/A	6	198	22.0
1958	9	<b>504</b>	2280	253.3	1377	153.0	N/A	131	69	903	100.3	52.7	N/A	13	129	14.3
1957	9	667	2074	230.4	1444	160.4	N/A	115	54	635	70.6	47.0	N/A	10	100	11.1
1956	10	607	2453	245.3	1790	179.0	N/A	133	<b>50</b>	663	66.3	37.6	N/A	15	152	15.2
1955	10	581	2548	254.8	1754	175.4	N/A	135	59	798	79.8	43.7	N/A	9	142	14.2
1954	10	638	2473	247.3	1739	173.9	N/A	138	76	734	73.4	55.1	N/A	11	120	12.0
1953	10	593	2350	235.0	1711	171.1	N/A	119	<b>50</b>	<b>639</b>	<b>63.9</b>	<b>42.0</b>	N/A	8	119	11.9

BOLD denotes school record





# WELCOME TO #STARKVEGAS

“Those polite Mississippians ditch the Southern hospitality in favor of sadism, transforming their stadium into a torture chamber. They ceaselessly pound upon your eardrums. The high-volume video board functions as a waterboard. Then the fans add one more layer of sound by howling hysterically for four hours. On football Saturdays in 2014, with a dream of a team to cheer for, it is an ear-splitting slice of hell for the visiting team. Of all the intimidating venues in America, I cannot imagine a single more oppressive place than previously sleepy Davis Wade Stadium.”

– Pat Forde, *Yahoo.com* (10.11.14)

“Mississippi State was truly incredible. If I was to rank the SEC Nation shows and experiences this year, Mississippi State is No. 1. You cannot find a square inch of open grass (in the Junction). The loudest fans we have heard so far in college football this year.”

– Joe Tessitore, *SEC Network* (10.23.14)

“Want to know what a revolution sounds like? Between the third and fourth quarter, Journey’s “Don’t Stop Believin” blares through the stadium speakers. The throng rings cowbells to the beat, creating a deafening roar as they try to hold on to the feeling.”

– Pete Thamel, *Sports Illustrated* (10.10.14)

“Las Vegas is great but there isn’t any place like StarkVegas right now. My man Dan (Mullen) has StarkVegas shoes.”

– Jim Rome, *Jim Rome Show* (10.15.14)

“The weekend in Starkville was one of the most electric and extraordinary I’ve ever experienced covering the Southeastern Conference. I have never seen anything quite like this in my 35 years of covering college football. We could spend the rest of our lives trying to top that show.”

– Paul Finebaum, *SEC Network, on the Oct. 4, 2014 SEC Nation Show*





# DAVIS WADE STADIUM AT SCOTT FIELD

"The loudest game I have ever attended – start to finish – even postgame. You haven't lived until you've heard 'Don't Stop Believing' with accompaniment from 50,000 cowbells."

– *Stewart Mandel, Fox Sports (10.11.14)*

"The environment Saturday at Davis Wade Stadium was as electric as any college sporting event you're ever going to find. It was the loudest stadium I've ever been in and it wasn't just the cowbells. It was an awesome environment all the way around and great people."

– *Chris Low, ESPN.com (10.11.14)*

"The combination of the big-game atmosphere with the clanging of the cowbells created a raucous environment that rivals that of any stadium in any sport."

– *Barrett Sallee, Bleacher Report (10.13.14)*

"To all those Bulldog fans shining those cell phone flashlights and singing along to Don't Stop Believin', they make Davis Wade Stadium the most fun place to watch a football game in the SEC."

– *Kevin Scarbinsky, AL.com (11.14.15)*

"Poor you. You spent Saturday somewhere other than Mississippi. I'm sorry. You didn't get goose bumps from a late-morning Starkville din so loud it seemed set to jar loose the Mississippi-Alabama borderline and hurl it nearer Tuscaloosa."

– *Chuck Culpepper, Washington Post (10.5.14)*

"These are the most genuine, authentic fans in America."

– *Paul Finebaum, SEC Network, on the Nov. 14, 2015 SEC Nation show*





## DAVIS WADE STADIUM AT SCOTT FIELD

Capacity: 61,337

Head coach Dan Mullen and the Mississippi State Bulldogs return to the raucous atmosphere of Davis Wade Stadium at Scott Field in 2017 in the midst of a span that has seen 15 wins over the last 21 home games. In 2014, the Bulldogs tied the single-season school record for home victories, posting a 7-0 mark en route to the program's first No. 1 national ranking. All of the top 20 crowds in stadium history have come during Mullen's tenure as head coach of the Bulldogs.

Christened after Olympic sprinter Don Magruder Scott, one of State's first football superstars, the 103-year-old historic facility (the nation's second-oldest Division I-A campus football stadium) has undergone five renovation and expansion projects during its history. The first game at Scott Field came with an MSU win over Marion (Ala.) Military Institute, 54-0, on Oct. 3, 1914.

More than \$100 million in football projects have been initiated in the last few years. Of that figure, \$75 million of it went towards the nationally-praised 2014 Davis Wade expansion.

The latest addition of note was the expansion of the north end zone completed in August 2014 which increased capacity to 61,337, provided additional premium seating, elevators, restrooms and concessions, and a completely new west side concourse. Construction began in August 2012.

The construction contract for the project was awarded to the Harrell Contracting Group of Jackson, Miss. Harrell won the construction project in a university sealed bid process.

The north end zone addition created a total of 8,815 new seats, which, factored with the loss of the previously existing bleacher seating in the north end zone, resulted in a net 6,255-seat increase. Included in those 8,815 seats were 7,076 grandstand seats, 1,155 Scoreboard Club seats, 236 loge seats, 22 traditional suites totaling approximately 288 seats and 60 field-level suite seats. Additionally, standing room availability and ADA-compliant seating were also included in the project.

Also included in the north end zone is a non-seated, field level premium area, The Gridiron, which provides club-like amenities to any season ticket holder who buys a membership regardless of that person's stadium seat location.

The new area became a fan favorite during the 2014 season. Following all seven of the Bulldogs' home wins, the team sang the alma mater and then took a victory lap in front of The Gridiron. The visiting team locker room was also relocated to the north end zone addition, allowing the gameday recruiting center to expand in its current location.

The north end also features a new high-definition video board similar in size to the one currently standing on the stadium's south end, which is among the largest in college athletics.

The west side renovation showcases a rebuilt concourse under the west stands, the addition of four high-capacity elevators, an increase in restroom and concession point of sale facilities and a brick facade that matches the new construction on the north. In 2014, fans saw the number of elevators at Davis Wade Stadium

more than double (from five to 12), the restroom fixture total nearly double (from 313 to 621), and permanent concession point of sale positions increase by over 40 percent (from 110 to 156).

For media, the project included a new television compound away from the stadium proper. The TV compound is now located west of the stadium, allowing network broadcast trucks to connect to stadium equipment via underground cable runs.

The renovation and expansion was funded by the sale of \$68 million in bonds and \$7 million in private giving. Private contributions for the stadium project were part of the Bulldog Club's "Today. Tomorrow. Forever" Athletics Facilities Initiative, which is completely independent of annual giving and priority seating donations.

Construction and renovation design for the Davis Wade Stadium expansion and renovation was handled by local architect LPK of Meridian, Miss., along with na-



*The new North End Zone and Gridiron Club were part of a \$75 million Davis Wade Stadium expansion completed in 2014 that increased capacity by over 6,000.*





tional sports consultants 360 Architecture of Kansas City. The design team engineered the north end zone facility to support future expansion of approximately 5,000 seats, including 22 additional suites and an upper deck.

The 2014 renovation and expansion came on the heels of installing \$1.4 million LED ribbon boards in the summer of 2011. The project, funded by the Bulldog Club, is located in the upper deck facades on the east and west sides, and brings fans in-game graphics, scores, stats and other pertinent information to improve the game-day experience.

One of the most talked about features at Davis Wade, however, is one of college football's largest high-definition video boards, located in the south end zone of the stadium. The \$6.1 million true HD board spans the roof of the Leo Seal M-Club Center in the south end zone at Scott Field. The board measures 152 feet wide by 135 feet, 6 inches tall, with a main HD screen 111 feet wide by 47 feet high.

The last previous expansion came in the summer of 2000 and raised capacity to 55,082 with the addition of 50 skyboxes and 1,700 club-level seats. The expansion continued into the 2001 season with the addition of 7,000 upper-deck seats. The entire project, completed at a cost in excess of \$30 million, was made possible, in large part, by a financial commitment from the late Floyd Davis Wade Sr., of Meridian, Miss., for whom the stadium itself is now named.

Earlier building efforts in 1936 and 1948 brought capacity at Scott Field to 35,000 seats and provided the basic concrete grandstand structure (35 years after the '48 expansion, the end zone seating structures were removed, lowering the capacity to 32,000 in 1983). But after 25 years, Scott Field was ready for another facelift and an expanded seating potential for the school's growing following.

A \$7.2 million drive in 1986, spearheaded by former MSU athletic director Carl Maddox and an active group of university and community leaders, financed the addition of 9,000 seats to Scott Field's capacity without the use of appropriated state funding. A 5,500-seat upper deck, an additional 1,700 chairback seats that extend from the stadium's original structure, and another 1,000 chairback seats flanking the Bob Hartley Press Box on the second level were added to the west side. Two 1,700-seat sections were added to the east side stands to bring capacity to 40,656.

Other improvements to the stadium have also been made. In the summer of 1999, the Turman Field-

house on the south end of the stadium underwent many changes, including enhanced dressing rooms and a new recruiting lounge for Bulldog football prospects.

The third floor addition to the Turman Fieldhouse -- the Leo Seal M-Club -- houses a heritage room and game-day gathering place for former Bulldog athletes, and serves as one of the campus' more popular meeting places. The \$1.4 million project, completed in 1990, was made possible through the generosity of MSU alumnus and former Bulldog football letterman Leo Seal Jr., who named the building in honor of his father, also a two-year football letterwinner at State.

Earning a reputation of being one of the nation's toughest places to play, the facility has been host to average attendances in excess of 55,000 the last six seasons. In fact, the last 10 years have seen the largest cumulative totals in the stadium's history.

In 2011, Mullen and his program watched as each game recorded a then top-15 all-time attendance mark at Davis Wade Stadium, including 57,871 against Alabama (second) and 56,924 vs. LSU (fourth). The 335,695 total fans to watch a game in Starkville was then the highest ever for a six-game schedule at the venue.

State fans broke the school record for total attendance again in 2013 with 389,868 total fans, including a seven-game record average of 55,695. On Nov. 16, 2013, 57,211 people wrapped in Maroon and White at-

tended the Alabama game, the fourth-largest crowd in school history.

During the memorable 2014 campaign, the first in the new expansion, MSU set attendance records for single-season total attendance (427,892), single-game average attendance (61,127) and single-game attendance (62,945). The 2014 Bulldogs also tied the school record for home wins as their 7-0 mark matched the 1999 team. The seven home victories also helped State to the first 10-win regular season in program history.

MSU broke total attendance (432,490) and single-game average attendance (61,784) for the third straight year in 2015. That year, the Bulldogs eclipsed over 50,000 in season ticket sales for the first time in program history. The previous high for season ticket sales was 45,575 in 2014, and prior to that was 43,894 in 2013.

National media have proclaimed the new north end zone expansion has arguably made Davis Wade Stadium the noisiest from start to finish in college football. A sea of maroon and white in The Junction turned out for the first-ever SEC Nation broadcast in Starkville on the SEC Network prior to State's thumping of Texas A&M on Oct. 4. One week later, ESPN College GameDay made its first appearance in Starkville on Oct. 11 as No. 3 MSU battled No. 2 Auburn in a matchup of the highest ranked teams in the stadium's history. ESPN personality Lee Corso donned a Bulldog mascot head to a roar from the crowd. Hours later, MSU topped Auburn, 38-23, before a record crowd of 62,945 in the loudest game in school history. The victory ascended the program to its first No. 1 national ranking.

Scott Field's playing surface, which hosted 16-straight home victories between 1998-2000, is lush Hybrid Bermuda Grass (Certified Tifway 419), complete with an underground drainage and irrigation system. The field is encircled by a holly-lined sideline fence and end zone landscaping.

Entering the 2017 season, a total of 9,628,915 Bulldog fans have entered the turnstiles at Davis Wade Stadium since 1970.



*On Oct. 11, 2014, No. 3 MSU hosted No. 2 Auburn and set a Davis Wade Stadium attendance record of 62,945 as the Bulldogs downed the Tigers, 38-23, with ESPN's College GameDay on hand for the first time.*



## TIMELINE HISTORY OF SCOTT FIELD

**1914** – Mississippi A&M's football field moves to its current stadium location and is called the "New Athletic Field."

**1920** – Student body adopts a resolution name the field Scott Field in honor of Don Scott, famed Olympic runner and Bulldog football standout from 1915-16.

**1928** – Permanent seating for 3,000 fans is built on the west side of Scott Field at a cost of \$15,000. In addition portable stands are placed on the east side of the field with a similar capacity.

**1936** – Construction begins on concrete stands on the west side with Works Progress Administration labor. The new concrete facility will seat 8,000, while bleachers on the east side and in the end zone bring capacity to 20,000.

**1948** – Scott Field is enlarged to 35,000 by increasing the west side concrete stands to 15,000 and the construction of 12,000 concrete seats on the east side of the stadium.

**1983** – End zone seating structures are removed, reducing capacity to 32,000.

**1986** – A \$7.2 million expansion occurs, adding 9,000 seats to Scott Field's west side, including a 5,500-seat upper deck, 1,700 chairback seats extending from the stadium's original structure, and another 1,000 chairbacks flanking the press box. Two 1,700-seat sections are also added to the west side stands, bringing total capacity to 40,656.

**1999** – Plans are announced for the largest expansion project in stadium history. A \$30-million effort, backed largely by longtime MSU supporter Davis Wade, will add an estimated 10,500 seats and 50 luxury skyboxes, bringing total capacity to approximately 55,000 by the 2002 season. The new stadium, when completed, is renamed Davis Wade Stadium at Scott Field.

**2005** – Permanent end zone seating replaces temporary bleacher seating at the north end of the stadium, bringing official capacity to 55,082.

**2012** – Construction begins on a \$75-million expansion of the north end zone and the renovation of the west side concourse, bringing official capacity to 61,337 by the start of the 2014 season.

**2014** – In a 49-0 win over Southern Miss on Saturday, Aug. 30, MSU celebrates 100 years of Scott Field and officially opens the new north end zone expansion before a record crowd of 61,889. The record would later be broken that season when Auburn came to town.

## AGE BEFORE BEAUTY

In 2014, MSU celebrated 100 years of Scott Field in conjunction with the expansion and renovation of Davis Wade Stadium, which was originally built in 1914. Scott Field is the second-oldest stadium in FBS behind Georgia Tech's Bobby Dodd Stadium.

## OLDEST STADIUMS IN COLLEGE FOOTBALL

Stadium	School	Built	Location
1. Franklin Field	Penn	1895	Pennsylvania, Penn.
2. Harvard Stadium	Harvard	1903	Boston, Mass.
3. Bobby Dodd	Georgia Tech	1913	Atlanta, Ga.
4. Yale Bowl	Yale	1913	New Haven, Conn.
5. Davis Wade	Mississippi State	1914	Starkville, Miss.

While it may be one of the oldest in college football, it is in no way outdated. The \$75-million renovation and expansion that was completed in 2014 makes it the only stadium among the top five oldest in FBS to be expanded since 2005.

## PACKED HOUSE

MSU is second nationally in percentage of average attendance increase in the last 10 years based on stadiums over 60,000 capacity. In 2004, State's average attendance was 43,792, while in 2014 it was 61,127, marking a percentage increase of 39.6. MSU trails only Texas A&M, which saw a 41.1 percentage increase from 2004-14.

State ranked ninth among FBS teams in largest average attendance increase from the previous year with a jump from 55,695 in 2013 to 61,127 in 2014 - a change in average of 5,432.

## BY THE NUMBERS

**251**

Total MSU victories at Scott Field

**20**

The school record for consecutive home victories, set from Sept. 23, 1939 - Nov. 22, 1946

**35-19**

Head coach Dan Mullen's home record in his eight years in Starkville

**3,086,784**

Fans who have attended games at DWS in Dan Mullen era



**1923**



**1946**



**1955**



**1986**



**2008**



**2014**

## TOP 20 HOME CROWDS

Date	Opponent	Res.	Score	Att.
1. 10-11-14	Auburn	W	38-23	62,945
2. 9-12-15	LSU		19-21 L	62,531
3. 11-14-15	Alabama		6-31 L	62,435
4. 11-1-14	Arkansas	W	17-10	62,307
5. 11-28-15	Ole Miss		27-38 L	62,265
6. 8-30-14	Southern Miss	W	49-0	61,889
7. 10-17-15	Louisiana Tech	W	45-20	61,651
8. 9-19-15	Northwestern St.	W	62-13	61,574
9. 11-8-14	UT Martin	W	45-16	61,421
10. 10-24-15	Kentucky	W	42-16	61,168
11. 10-4-14	Texas A&M	W	48-31	61,113
12. 10-10-15	Troy	W	45-17	60,866
13. 11-14-09	Vanderbilt	W	51-0	60,493
14. 10-8-16	Auburn		14-38 L	60,102
15. 11-19-16	Arkansas		42-58 L	58,538
16. 11-5-16	Texas A&M	W	35-28	58,407
17. 11-14-09	Alabama		3-31 L	58,103
18. 10-29-16	Samford	W	56-41	58,019
19. 11-12-11	Alabama		7-24 L	57,871
20. 10-13-12	Tennessee	W	41-31	57,831

## YEARLY HOME ATTENDANCE

Year	Gms	Att.	Avg.	Record
2016	6	349,904	58,317	3-3
2015	7	432,490*	61,784*	4-3
2014	7	427,892	61,127	7-0*
2013	7	389,868	55,695	5-2
2012	7	389,396	55,628	6-1
2011	6	335,695	55,949	3-3
2010	7	384,995	54,999	5-2
2009	7	376,544	53,792	2-5
2008	6	260,716	43,453	4-2
2007	6	295,775	49,296	4-2
2006	7	290,688	41,527	1-6
2005	6	286,127	47,688	2-4
2004	6	306,545	43,792	3-4
2003	6	286,000	47,667	2-4
2002	6	289,748	48,291	2-4
2001	7	296,456	42,351	3-4
2000	5	214,790	42,958	4-1
1999	7	264,749	37,821	7-0*
1998	5	186,925	37,385	5-0
1997	7	234,259	33,466	5-2
1996	6	207,360	34,560	2-4
1995	6	201,507	33,584	2-4
1994	6	219,088	36,515	4-2
1993	6	206,721	34,454	2-3-1
1992	5	197,099	39,420	4-1
1991	6	212,519	35,420	5-1
1990	5	172,827	34,565	2-3
1989	4	119,080	29,770	4-0
1988	4	135,218	33,805	1-3
1987	5	141,011	28,202	3-2
1986	4	157,565	39,391	2-2
1985	5	145,974	29,195	4-1
1984	4	119,913	29,978	2-2
1983	4	116,845	29,211	1-3
1982	4	127,665	31,916	2-2
1981	2	65,270	32,635	2-0
1980	2	68,924	34,462	1-1
1979	2	61,000	30,500	1-1
1978	2	69,100	34,550	1-1
1977	2	67,000	33,500	1-1
1976	3	89,000	29,667	3-0
1975	2	60,000	30,000	2-0
1974	2	66,000	33,000	2-0
1973	3	83,667	27,889	1-0-2
1972	3	76,000	25,333	3-0
1971	3	82,000	27,333	1-2
1970	2	61,000	30,500	1-1
<b>TOTALS</b>	<b>227</b>	<b>9,628,915</b>	<b>42,418</b>	<b>136-91-3</b>

\* - denotes school record

## SEASON ATTENDANCE RECORDS

No. of Games	Attendance	Year	Avg.
2	69,100	1978	34,550
3	89,000	1976	29,667
4	157,565	1986	39,391
5	214,790	2000	42,958
6	349,904	2016	58,317
7	432,490	2015	61,784

## SCOTT FIELD RECORD

**251-139-13 (.641)**

(includes five games forfeited by the NCAA from 1975-77)

## SCOTT FIELD YEARLY ATTENDANCE (RANKED BY TOTAL ATTENDANCE)

No.	Year	Avg.	Games	Total
1.	2015	61,784	7	432,490
2.	2014	61,127	7	427,892
3.	2013	55,695	7	389,868
4.	2012	55,628	7	389,396
5.	2010	54,999	7	384,995
6.	2009	53,792	7	376,544
7.	2016	58,317	6	349,904
8.	2011	55,695	6	335,695
9.	2004	43,792	7	306,545
10.	2001	42,351	7	296,456

## SCOTT FIELD YEARLY ATTENDANCE (RANKED BY AVERAGE ATTENDANCE)

No.	Year	Total	Games	Avg.
1.	2015	432,490	7	61,784
2.	2014	427,892	7	61,127
3.	2016	349,904	6	58,317
4.	2011	335,695	6	55,949
5.	2013	389,868	7	55,695
6.	2012	389,396	7	55,628
7.	2010	384,995	7	54,999
8.	2009	376,544	7	53,792
9.	2007	295,775	6	49,296
10.	2002	289,748	6	48,291

## LARGEST ATTENDED MSU GAMES

No.	Date	Opponent	Score	Att.
1.	10-3-15	at Texas A&M	L, 30-17	104,455
2.	11-15-03	at Tennessee	L, 21-59	104,223
3.	9-20-14	at LSU	W, 34-29	102,321
4.	11-5-16	at Alabama	L, 3-51	101,821
	11-15-14	at Alabama	L, 20-25	101,821
	10-27-12	at Alabama	L, 7-38	101,821
	11-13-10	at Alabama	L, 10-30	101,821

## BEST RECORDS AT SCOTT FIELD

No.	Year	Record
1.	2014	7-0
	1999	7-0
3.	1998	5-0
	1910	5-0
5.	6 occasions	4-0

## MOST WINS AT SCOTT FIELD

No.	Year	Wins (Record)
1.	2014	7 (7-0)
	1999	7 (7-0)
3.	2012	6 (6-1)
4.	1998	5 (5-0)
	1910	5 (5-0)
	1991	5 (5-1)
	2013	5 (5-2)
	2010	5 (5-2)
	1997	5 (5-2)

## WINNING STREAKS AT SCOTT FIELD

No.	Wins	Span	Ended Against
1.	20	9/23/39 - 11/22/47	Ole Miss (L, 14-33)
2.	17	10/2/1907 - 11/3/1911	Tulane (L, 4-5)
3.	16	9/5/98 - 11/10/00	Arkansas (L, 10-17 [OT])
4.	12	10/26/34 - 11/12/37	Duquesne (L, 0-9)
5.	10	11/28/18 - 10/8/21	LSU (L, 14-17)

## TOTAL ATTENDANCE RANKS

### 11-GAME SCHEDULE

619,230	.....	2001
585,448	.....	2005
569,457	.....	1989
568,396	.....	1983
563,695	.....	2004
539,606	.....	1995
533,048	.....	1994
531,908	.....	1987
524,459	.....	1993
512,333	.....	1985
512,018	.....	1979

### 12-GAME SCHEDULE

689,449	.....	2002
672,660	.....	2008
661,294	.....	2006
659,379	.....	1991
655,930	.....	2003
641,122	.....	2009
627,658	.....	2000
594,887	.....	1999
592,594	.....	1992
574,504	.....	1981
533,048	.....	1994

### 13-GAME SCHEDULE

828,888	.....	2010
797,012	.....	2014
791,851	.....	2015
747,093	.....	2011
743,345	.....	2016
738,358	.....	2013
723,564	.....	2012
663,312	.....	1998

## MISSISSIPPI VETERANS MEMORIAL STADIUM TOP MSU CROWDS

No.	Date	Opponent	Score	Att.
1.	11-7-81	Southern Miss	L, 6-7	64,112
2.	11-22-80	Ole Miss	W, 19-14	62,520
3.	10-30-82	Alabama	L, 12-20	62,110
4.	11-20-82	Ole Miss	W, 27-10	61,286
5.	11-21-81	Ole Miss	L, 17-21	61,153
6.	11-19-83	Ole Miss	L, 23-24	59,758
7.	10-8-83	Southern Miss	L, 6-31	58,311
8.	11-24-90	Ole Miss	L, 9-21	56,652
9.	9-21-85	Southern Miss	W, 23-20	54,300
10.	10-9-82	Southern Miss	L, 14-20	54,236

## BEST ROAD WIN-LOSS RECORDS

Year	Record
1. 1940	5-0
2. 1986	4-0

## MOST ROAD WINS

	Year	Wins (Record)
1.	1940	5 (5-0)
	1935	5 (5-3)
3.	1986	4 (4-0)
	2015	4 (4-1)
	1994	4 (4-1)
	1980	4 (4-1)
	1953	4 (4-1-1)
	1941	4 (4-1-1)
9.	11 times (Last: 2014)	3 (3-2)



## LEO SEAL JR. FOOTBALL COMPLEX



Opened in January 2013, the Leo Seal Jr. Football Complex is an 80,000-square-foot facility which houses a weight room, locker room, training room and coaches' offices.

**SECOND ROW RIGHT:** The #HailState entrance to the coaches' offices. **SECOND ROW LEFT:** Team Meeting Room **THIRD ROW LEFT:** At 3,900 square feet in size, the spacious multipurpose room provides the facility with a great location for special events and gatherings. **BOTTOM LEFT:** The Nusz Family Head Coach's Suite - headquarters for Coach Dan Mullen. **BOTTOM RIGHT:** A new "fueling station" was installed adjacent to the weight room in 2017, giving student-athletes on-demand access to smoothies and snacks.



## LEO SEAL JR. FOOTBALL COMPLEX



**TOP:** The massive Jim & Julie Rouse Strength & Conditioning Center is over 12,000 square feet in size. **MIDDLE LEFT:** The Richard H. Puckett Family Grand Lobby greets visitors to the Seal Football Complex. **BOTTOM ROW LEFT:** Hydroworx training pools in the Linton/Altmyer training facility. The Linton/Altmyer training facility is over 9,000 square feet and includes doctors' offices and taping and training spaces. **BOTTOM ROW RIGHT:** The spacious Bruce & Julie Martin Locker Room is nearly 5,500 square feet in size and also features a 1,400-square-foot players' lounge.





## THE UNIVERSITY

Mississippi State is a comprehensive doctoral-degree-granting institution offering a diverse student body a wide range of opportunities and challenges for learning and growth.

The largest university in the Magnolia State, MSU has a statewide enrollment of more than 21,000 students, and is accredited by the Southern Association of Colleges and Schools Commission on Colleges to award baccalaureate, masters, specialists and doctorate degrees.

Established in 1878 as the Agricultural and Mechanical College of Mississippi, the university has traditional strengths in engineering and scientific agriculture but has evolved into a comprehensive institution with a diverse array of programs in teaching, research and service.

The University began as The Agricultural and Mechanical College of the State of Mississippi, one of the national Land-Grant Colleges established after Congress had passed the Morrill Act in 1862. It was created by the Mississippi Legislature on February 28, 1878, to fulfill the mission of offering training in "agriculture, horticulture and the mechanical arts . . . without excluding other scientific and classical studies, including military tactics."

The College received its first students in the fall of 1880 in the presidency of Confederate General Stephen D. Lee. In 1887 Congress passed the Hatch Act, which provided for the establishment of the Agricultural Experiment Station in 1888. Two other pieces of federal legislation provided funds for extending the mission of the College: in 1914, the Smith-Lever Act called for "instruction in practical agriculture and home economics to persons not attendant or resident," thus creating the state-wide effort which led to Extension offices in every county in the State; and, in 1917, the Smith-Hughes Act provided for the training of teachers in vocational education.

By 1932, when the Legislature renamed the College as Mississippi State College, it consisted of the Agricultural Experiment Station (1887), the College of Engineering (1902), the College of Agriculture (1903), the School of Industrial Pedagogy (1909), the School of General Science (1911), the College of Business and Industry (1915), the Mississippi Agricultural Extension Service (1915), and the Division of Continuing Education, (1919). Further, in 1926 the College had received its first accreditation by the Southern Association of Colleges and Schools.

By 1958, when the Legislature again renamed the College, as Mississippi State University, the Office of Graduate Studies had been organized (1936), doctoral degree programs had begun (1951), the School of Forest Resources had been established (1954), and the College of Arts and Sciences had been created (1956).

The College of Architecture admitted its first students in 1973. The College of Veterinary Medicine admitted its first class in 1977, and the School of Accountancy was established in 1979.



## POINTS OF PRIDE AT MSU

- Mississippi State ranks among the top 100 institutions across the country in the number of bachelor's degrees awarded to African-Americans.
- Over the last decade, five MSU professors have been named Mississippi Professor of the Year by the National Council for Advancement and Support of Education and the Carnegie Foundation for the Advancement of Teaching.
- MSU serves as the national lead university for the Federal Aviation Administration's Center of Excellence of Unmanned Aircraft Systems, putting MSU on the cutting edge of this new era of research, development and integration into the nation's airspace.
- MSU's research and development expenditures reached \$226.4 million in 2016, accounting for more than half of the total \$410 million spent in this area by all Mississippi institutions.
- MSU's Geosciences Department's meteorology program is among the nation's best with more than one-third of today's TV broadcast meteorologists having been trained at MSU and now working in 85 percent of all U.S. markets.
- MSU is one of four universities nationwide recognized in the 2015 President's Higher Education Community Service Honor Roll in the Economic Opportunity category.
- As a leader in integrated computational materials engineering, MSU stands at the forefront of research of mechanical responses for the brain under car crashes, football concussions and military explosions.
- *Design Intelligence* ranks MSU's School of Architecture as the nation's 25th best from a list of approximately 120 architectural programs accredited by the National Architectural Accrediting Board.
- *U.S. News & World Report* ranks MSU's Distance MBA program and its Distance Master of Science in Information Systems program in the top 50 among the nation's best online programs.
- Solutions to world hunger and poverty are within reach at MSU, where globally diversified teams are combining forces with the Food and Agriculture Organization of the United Nations to eliminate starvation in developing countries.
- MSU's student-led teams are developing the Car of the Future® – a lighter, greener, more cost-effective hybrid built on technologies that will lead to energy independence and environmental stewardship.





# 2016-17 ATHLETIC SUCCESS

- MSU tied its second-highest Learfield Director's Cup finish, taking 49th place with 490 points. MSU placed in the top 50 of the Director's Cup in back-to-back years for the first time in school history.

- Nine sports advanced to NCAA postseason play, while six teams finished ranked in the Top 25 of their respective sports – baseball, women's cross country, women's basketball, men's tennis, women's tennis and women's indoor track.

- Four sports – women's cross country, women's basketball, women's track and field (indoor and outdoor) – posted or tied their highest NCAA Championships/post-season finish ever.

- With women's basketball's Final Four appearance, MSU is the only program in America since June 2013 to go to a New Year's Six Bowl Game, College World Series Final and a Final Four (men's or women's).


- Nine Bulldogs earned first-team All-America status, while two were recognized as Southeastern Conference Players of the Year (baseball's Brent Rooker and men's tennis' Nuno Borges).



*Brent Rooker became the second player in SEC history to win the Triple Crown, joining former MSU legend Rafael Palmeiro, who accomplished the feat in 1984. Rooker also became just the second MSU athlete to claim the Roy F. Kramer SEC Male Athlete of the Year Award.*



*Morgan William's buzzer-beater proved to be one of the greatest moments in NCAA Tournament history as MSU snapped top-ranked UConn's record 111-game win streak.*



*Nuno Borges, the SEC Player of the Year, became the first tennis singles player in school history to reach the NCAA Championship semifinals. Matt Roberts' squad reached the SEC Tournament finals for the first time since 1996.*

## ALL-TIME SEC CHAMPIONSHIPS

### REGULAR SEASON CHAMPIONSHIPS (24)

Baseball (11) - 1948, 1949, 1965, 1966, 1970, 1971, 1979, 1985, 1987, 1989, 2016  
Men's Basketball (6) - 1959, 1961, 1962, 1963, 1991, 2004  
Football (1) - 1941  
Men's Golf (2) - 1996, 1997  
Men's Tennis (3) - 1965, 1967, 1993  
Men's Outdoor Track and Field (1) - 1962

### TOURNAMENT CHAMPIONSHIPS (11)

Baseball (7) - 1979, 1985, 1987, 1990, 2001, 2005, 2012  
Men's Basketball (3) - 1996, 2002, 2009  
Men's Tennis (1) - 1996



*Vic Schaefer's women's basketball program reached the NCAA National Championship game for the first time in school history and set a school record for wins in a season (34).*



## THE BULLDOGS

Mississippi State University's athletic teams are called Bulldogs, a name earned and maintained over the decades by the tough, tenacious play of student-athletes wearing the Maroon and White. The official school mascot is an American Kennel Club registered English Bulldog, given the inherited title of 'Bully.'

As with most universities, Mississippi State University teams answered to different nicknames through the years. The first squads representing Mississippi A&M College were proud to be called Aggies. When the school officially became Mississippi State College in 1932, the nickname Maroons, for MSU's uniform color, gained prominence. Bulldogs became the official title for State teams in 1961, not long after State College was granted university status.

Yet references to school teams and athletes as Bulldogs actually go back to early in the century, and this nickname was used almost interchangeably with both Aggies and Maroons, since at least 1905.

On November 30 of that year, the A&M football team shut out their arch-rivals from the University of Mississippi 11-0 in Jackson, Miss. The campus newspaper, The Reflector, reported: "After the game, filled with that emotion that accompanies every great victory, there was nothing left for the cadets to do but to complete the great victory by showing sympathy for the dead athletic spirit of the University, by having a military funeral parade.

"A coffin was secured, decorated with University colors and a bulldog pup placed on top. It was then placed on the shoulders of a dozen cadets, and the procession started down Capitol Street, preceded by the brass band playing a very pathetic funeral march."

Other newspaper reports of the victory commented on the 'bulldog' style of play by the A&M eleven, and the Bulldog was soon publicly accepted as a school athletic symbol. Accounts of a 1926 pep rally in Meridian, Miss., had another bulldog parading with students.



## OFFICIAL MASCOT IN 1935

Use as an official game mascot began in 1935 when coach Major Ralph Sasse, on 'orders' from his team, went to Memphis, Tenn., to select a bulldog. Ptolemy, a gift of the Edgar Webster family, was chosen and the Bulldogs promptly defeated Alabama 20-7.

A litter-mate of Ptolemy became the first mascot called 'Bully' shortly after Sasse's team beat mighty Army 13-7 at West Point that same year - perhaps the greatest victory in MSU football history. But Bully I earned other fame the hard way, in 1939 when a campus bus cut short his career.

Days of campus mourning followed, as Bully lay in state in a glass coffin. A half-mile funeral procession accompanied by the Famous Maroon Band and three ROTC battalions went to Scott Field where Bully was buried under the bench at the 50-yard line. Even Life magazine covered the event. Other Bullies have since been buried by campus dorms, fraternity houses, and also at the football stadium.

For years Bully was a target for kidnappers, the last incident occurring prior to the 1974 State-Ole Miss game. The Bulldog team won anyway, 31-13. While early Bullies once roamed campus freely or lived in fraternities, today the official university mascot is housed at the School of Veterinary Medicine when not on duty at State home football games. For all their fierce appearance and reputation, today's mascot bulldogs are good-natured, friendly animals and favorites with children.

A student wearing a Bulldog suit, also answering to Bully, is part of the MSU cheerleading team and assists in stirring up State spirit at games and pep rallies.



## BULLY XXI

At Super Bulldog Weekend 2015, the Bulldog family celebrated the passing of the harness, as Bully XXI, known as "Jak," accepted mascot duties from his father Bully XX, fondly called "Champ."

Jak's formal name is "Cristil's Golden Prince," and the American Kennel Club registered English Bulldog was born in October 2014, soon after the legendary Jack Cristil passed away. Naming the newest Bully for the legendary Voice of the Bulldogs who called football and basketball games for 58 years was a fitting choice.

When mascot handlers realized Bully was getting toward retiring age, though he's still in good health, a female bulldog was selected based on her pedigree and history. Following the female's selection, litter of mascot-sired puppies were evaluated.



## THE COWBELL

The most unique and certainly the most resounding symbol of Mississippi State University tradition is the cowbell. Despite decades of attempts by opponents and authorities to banish it from scenes of competition, diehard State fans still celebrate Bulldog victories loudly and proudly with the distinctive sound of ringing cowbells.

The precise origin of the cowbell as a fixture of Mississippi State sports tradition remains unclear to this day. The best records have cowbells gradually introduced to the MSU sports scene in the late 1930s and early 1940s, coinciding with the 'golden age' of Mississippi State football success prior to World War II.

The most popular legend is that during a home football game between State and archrival Ole Miss, a jersey cow wandered onto the playing field. Mississippi State soundly whipped the Rebels that Saturday, and State College students immediately adopted the cow as a good luck charm.

Students are said to have continued bringing a cow to football games for a while, until the practice was eventually discontinued in favor of bringing just the cow's bell.

Whatever the origin, it is certain by the 1950s cowbells were common at MSU games, and by the 1960s were established as the special symbol of MSU. Ironically, the cowbell's popularity grew most rapidly during the long years when State football teams were rarely successful. Flaunting this anachronism from the 'aggie' days was a proud response by students and alumni to outsider scorn of the university's 'cow college' history.

In the 1960s two MSU professors, Earl W. Terrell and Ralph L. Reeves, obliged some students by welding handles on the bells so they could be rung with more convenience and authority. By 1963 the demand for these long-handled cowbells could not be filled by home workshops alone. So, at the suggestion of Reeves, the Student Association bought bells in bulk and the Industrial Education Club agreed to weld on handles. In 1964, the MSU Bookstore began marketing these cowbells with a portion of profits returning to these student organizations.

Today many styles of cowbells are available on campus and around Starkville, with the top-of-the-line being a heavy chrome-plated model with a full Bulldog figurine handle. But experts insist the best and loudest results are produced by a classic long-handled, bicycle-grip bell made of thinner and tightly-welded shells.

Cowbells decorate offices and homes of Mississippi State alumni, and are passed down through generations of Bulldog fans. But they were not heard at Southeastern Conference games - not legally, at least - since the 1974 adoption of a conference rule against 'artificial noisemakers' at football and basketball games. On a 9-1 vote, SEC schools ruled cowbells a disruption and banned them. The ban was lifted prior to the 2010 season.

The ban did little harm to the cowbell's popularity, or to prevent cowbells from being heard outside stadiums in which the Bulldogs are playing. They are now heard at non-conference football contests, as well as other sporting events on campus.

## MAROON & WHITE

Maroon and White are the distinctive colors of Mississippi State University athletic teams, dating back over a century to the very first football game ever played by the school's student-athletes.

On November 15, 1895, the first Mississippi A&M football team was preparing for a road trip to Jackson, Tenn., to play Southern Baptist University (now called Union University) the following day. Since every college was supposed to have its own uniform colors, the A&M student body requested that the school's team select a suitable combination.

Considering this choice to be an honor, the inaugural State team gave the privilege to team captain W.M. Matthews. Accounts report that without hesitation Matthews chose Maroon and White.



## SONGS OF MSU

### MSU Alma Mater

*In the heart of Mississippi, Made by none but God's own hands,  
Stately in her natural splendor, Our Alma Mater proudly stands.  
Mississippi State, we love you; Fondest memories cling to thee,  
Life shall bear thy spirit ever; Loyal friends we'll always be.*

### CHORUS:

*Maroon and White! Maroon and White!  
Of thee with joy we sing; Thy colors bright,  
our souls delight; With praise our voices ring.*

### "Hail State"

*Hail dear ole State! Fight for that victory today.  
Hit that line and tote that ball, Cross the goal before you fall!  
And then we'll yell, yell, yell, yell!  
For dear ole State we'll yell like H-E-L-L!  
Fight for Mis-sis-sip-pi State.  
Win the game today!*





# DR. MARK KEENUM

## UNIVERSITY PRESIDENT

Dr. Mark Everett Keenum became Mississippi State's 19th president Jan. 5, 2009, following a distinguished public service career.

Now in his ninth year of tenure, Dr. Keenum has guided Mississippi State to unprecedented heights. The university has experienced record enrollment growth – climbing toward nearly 22,000 students. Mississippi State has awarded more than 4,000 degrees at all levels for six straight years.

The campus has expanded and improved on Dr. Keenum's watch. Chief among those projects has been The Mill at MSU – a \$40-million, state-of-the-art conference and meeting complex. A ribbon-cutting for the Old Main Academic Center, a new \$41-million classroom building and multi-level parking garage, was recently celebrated. A \$60-million project featuring two new residence halls and Nusz Hall, which houses the G.V. "Sonny" Montgomery Center for America's Veterans, opened last fall. A \$10-million, fourth-floor expansion of Mitchell Memorial Library to house the Ulysses S. Grant Presidential Library will celebrate its official opening this fall. Mississippi State has completed or initiated capital improvements totaling more than \$700 million since 2009.

A \$55-million expansion and renovation of Dudy Noble Field/Polk-Dement Stadium – home to one of the most storied college baseball programs in America – is also underway. The first phase of the project added the largest video board in the nation to the "Carnegie Hall of College Baseball." The second phase commenced in June at the conclusion of the 2017 season. This major investment will significantly enhance the Dudy Noble fan experience – already described by many as one of the most unique in college sports today.

New construction projects launching over the next two years include a new Music Building and the completion of an Animal and Dairy Science/Poultry Science complex for the Division of Agriculture, Forestry and Veterinary Medicine. Additionally, the university is developing a comprehensive plan to build additional teaching and research lab space to meet growing demand.

Fundraising has reached all-time record levels. MSU's current Infinite Impact capital campaign reached its initial goal three years ahead of schedule. Due to that unprecedented success, the university announced a new goal – \$1 billion by 2020 – the largest campaign goal ever for an educational institution in Mississippi. During his tenure, Dr. Keenum has been instrumental in expanding the MSU Promise Program, which provides need-based scholarship assistance to Mississippi students whose families have limited financial means.

Mississippi State is ranked by the National Science Foundation as a "Top 100" research institution. The most recent research success has been MSU's designation as the Federal Aviation Administration's National Center of Excellence for Unmanned Aircraft Systems and Boeing's decision to locate a composite research center at MSU's Raspet Flight Research Laboratory. In fall 2016, the state of Mississippi became a member of the Pan-Pacific UAS Test Range Complex, one of the FAA's seven national test sites, and Mississippi State researchers will lead this Gulf Coast R&D hub for unmanned aircraft. This past spring, the Department of Homeland Security selected a Mississippi State-led team to operate its demonstration range facility for small unmanned aircraft systems.

In 2016, Dr. Keenum was elected president of the Southeastern Conference, where he is a member of the SEC Executive Committee and continues to serve on the SEC's Content Committee that oversees the highly successful ESPN-SEC Network. He also represents the SEC as a member of the College Football Playoff's (CFP) Board of Managers.

He is also serving as president of the Mississippi Association of Colleges and Universities, which promotes goodwill among the state's public and private colleges and universities and works to stimulate academic and professional cooperation. Mississippi State will host the organization's 2017 annual conference this fall.

Dr. Keenum travels frequently to Washington, D.C., meeting with Congressional leaders and federal agency heads to pursue research opportunities and broaden the university's influence on the national level. He has also worked closely with state leaders in Jackson in support of higher education in Mississippi.

Mississippi State plays an integral role in economic development locally, statewide, and regionally. Its impact is further felt nationally and internationally through unique collaborative partnerships with peer institutions, business and industry, government agencies, and leading non-governmental organizations. Dr. Keenum leads these efforts because he understands the positive impact the nation's major research universities can have in the diverse communities they serve.

A graduate of Mississippi State with degrees in agricultural economics, Dr. Keenum's interest in international food security has strengthened the university's contributions to global economic sustainability. In 2014, he was appointed vice chairman of the Foun-

ation for Food and Agricultural Research by U.S. Secretary of Agriculture Thomas J. Vilsack. That same year along with other university presidents, he signed the Presidents' Commitment to Food and Nutrition Security at the United Nations in New York City. This marks the first time universities around the world began to share a collective focus on ending food insecurity.

Dr. Keenum's passion for international engagement and transformative research and service has positioned Mississippi State as a leader in addressing global food security and poverty, among other critical issues. In 2014 and again in 2016, he was invited to address the United Nations in New York about the crucial roles public research universities play as the global community works to address critical challenges for a growing population.

Dr. Keenum began his career at MSU as a faculty member with the Extension Service and the Department of Agricultural Economics. He went on to serve as chief of staff to U.S. Senator Thad Cochran in Washington, D.C. and was Under Secretary of the U.S. Department of Agriculture prior to returning home to Mississippi State.

A graduate of Corinth High School, Dr. Keenum earned an associate in arts degree from Northeast Mississippi Community College in Booneville and was a member of the Northeast Tigers football team. He is married to the former Rhonda Newman of Booneville, also an MSU graduate. They have four children: Rett, Mary Phillips, Katie and Torie.

### PROFESSIONAL EXPERIENCE

<b>2009-p:</b>	University President - Mississippi State University
<b>2006-08:</b>	U.S. Under Secretary Farm and Foreign Agricultural Services - Washington, D.C.
<b>1997-2006:</b>	Adjunct Professor Department of Agricultural Economics - Mississippi State University
<b>1996-2006:</b>	Chief of Staff Senator Thad Cochran - Washington, D.C.
<b>1989-96:</b>	Legislative Assistant - Agricultural and Natural Resources Senator Thad Cochran - Washington, D.C.
<b>1987-88:</b>	Assistant Professor/Economist Department of Agricultural Economics - Mississippi State University
<b>1988:</b>	Ph.D. in Agricultural Economics - Mississippi State University
<b>1986:</b>	Research Associate Mississippi Agricultural & Forestry Experiment Station - MSU
<b>1984:</b>	Marketing Specialist Mississippi Cooperative Extension Service - MSU
<b>1983-84:</b>	M.A. Degree in Agricultural Economics Mississippi State University
<b>1983-84:</b>	Teaching/Research Assistant Department of Agricultural Economics - Mississippi State University







# JOHN COHEN

## DIRECTOR OF ATHLETICS

When John Cohen was named Mississippi State University's 17th director of athletics on November 4, 2016, he wasted little time putting his stamp on the department.

The former MSU head baseball coach and two-time Southeastern Conference Coach of the Year has overseen the hiring of three coaches, while nine teams have advanced to postseason since he took over the helm, seven earning Top 25 rankings with baseball, women's cross country and baseball finishing in the Top 16.

In all, four sports – women's cross country, women's basketball, women's track and field (indoor and outdoor) – posted or tied their highest NCAA Championships/postseason finish in school history.

"I love Mississippi State University," Cohen said. "As a student-athlete, as a coach, and now with this once in a lifetime opportunity, I feel deeply honored to lead MSU's athletics program. I am profoundly grateful for the chance to lead the totality of MSU athletics as I have tried to lead MSU's baseball program – in daily and dogged pursuit of championships at the highest level."

Cohen, who spent more than two decades coaching college baseball, was named MSU's head baseball coach in July of 2008. Nine years later, Cohen's official role in administration began when he assumed the role of associate athletic director in addition to head baseball coach. The following November, he took charge of an athletic department that has since achieved new heights in athletic, academic, facility and fundraising achievements.

### FIRST HIRE

One day after becoming athletics director, Cohen named Andy Cannizaro as MSU's next head baseball coach. Cannizaro, a former Major Leaguer and one of the nation's rising coaching stars in college baseball, led the Bulldogs to a Top 10 ranking and trip to the Super Regionals. Subsequent hires by Cohen include women's soccer coach Tom Anagnost and men's golf coach Dusty Smith.

During Cohen's short tenure as director of athletics, the athletic department has enjoyed notable success. In April, the women's basketball team advanced to the national championship game after its historic upset of No. 1 ranked UConn to snap an NCAA-record 111-game winning streak, a feat that garnered Vic Schaefer's team an ESPY award in July.

This achievement came after the Bulldogs played in the SEC Tournament finals, a month before the men's tennis team also played for the conference title.

As an athletic department, MSU placed 49th in the Learfield Director's Cup with 490 points to mark the first time in school history to post back-to-back Top 50 finishes.

As athletic director, Cohen is charged with providing leadership, management, and administration for the university's athletic programs. Cohen is currently overseeing the multi-million dollar renovation of famed Dudy Noble Field to make it the premier facility in all of college baseball.

A Tuscaloosa, Ala., native and MSU alumnus, Cohen was a head coach in the SEC for 12 years. His teams have been successful both on the field and in the classroom. At MSU, he led the Bulldogs to a College World Series finals appearance, an SEC regular season championship and an SEC Tournament championship. Since 2009, MSU baseball has had 133 players selected to the SEC Academic Honor Roll, including three straight SEC Scholar Athlete of the Year winners from 2013-15.

"I'm fortunate to know our MSU coaches as friends and colleagues, and to know many of our athletes in all sports," Cohen said. "While baseball has been a huge part of my life, my passion for seeing MSU athletics thrive extends to all sports. I'm grateful to Dr. Keenum and the MSU Family for allowing me to embrace these new and critical responsibilities."

### PLAYING DAYS

As a baseball player at MSU, Cohen was a key player on the Bulldogs' 1989 SEC championship team and 1990 College World Series team. He graduated from MSU with a degree in English in 1990 and received a master's degree in sports management from the University of Missouri in 1994.

After a six-year stint with Missouri as a graduate assistant and assistant coach, Cohen was the head coach at Northwestern State University from 1998-2001. Cohen spent two seasons as an assistant baseball coach at the University of Florida before becoming the head coach at the University of Kentucky in 2004, a position he held for five seasons before returning to his alma mater.

While winning 284 games as a head coach at MSU, Cohen demonstrated a keen ability to develop players and coaches. During his tenure, 138 MSU baseball players were selected in the Major League Baseball Draft, including All-American Brent Rooker this June. His influence can be seen throughout the SEC as four of his former assistants are now or have been head coaches — Brad Bohannon (Alabama), Gary Henderson (Kentucky), Nick Mingione (Kentucky) and Butch Thompson (Auburn).

Cohen is the only coach in SEC history to win an SEC championship, SEC tournament championship, and advance to the College World Series both as a player and head coach. Cohen's 2013 Bulldog Club advanced to the CWS championship series for the first time in MSU history. Currently 31 of Cohen's former players are playing professional baseball. Cohen's 2012 club produced an SEC record-tying eight major leaguers. Eight of the university's top ten all-time marks in baseball season ticket sales have come during Cohen's tenure, including a school record of 5,874 in 2014.

Cohen and his wife, Nelle, are active members of the Starkville community. The couple has two daughters, Jordan Baker and Avery Lawson.

### PROFESSIONAL EXPERIENCE

<b>1992-94:</b>	Graduate Assistant, Missouri
<b>1995-97:</b>	Assistant Coach, Missouri
<b>1998-2001:</b>	Head Coach, Northwestern State
<b>2002-03:</b>	Assistant Coach, Florida
<b>2004-08:</b>	Head Coach, Kentucky
<b>2009-16:</b>	Head Coach, Mississippi State
<b>July 2016-Nov. 2016:</b>	Associate Athletic Director, Mississippi State
<b>Nov. 2016-present:</b>	Director of Athletics, Mississippi State



## IMPORTANT PHONE NUMBERS

MSU Athletic Communications.....	(662) 322-8881
Davis Wade Stadium at Scott Field Press Box.....	(662) 325-3776
MSU Football Office.....	(662) 325-2534
HailState Productions (TV Department).....	(662) 325-1262
MSU Athletic Ticket Office.....	(662) 325-2600
MSU Athletic Director's Office.....	(662) 325-8082
Bulldog Club.....	(662) 325-3074
University Information.....	(662) 325-2323

## DAN MULLEN INTERVIEWS

All interviews with head coach Dan Mullen should be directed through the MSU Athletic Communications office. Please contact Bill Martin at 662-325-0967 or via email (BMartin@athletics.msstate.edu) to arrange an interview. Coach Mullen has two scheduled interview opportunities during game-week and media representatives are encouraged to make use of these question-and-answer situations.

## MONDAY PRESS CONFERENCE (Begins Aug. 28)

Coach Mullen will conduct a weekly media conference each Monday prior to an MSU game. The conference will be conducted at the Leo Seal Jr. Football Complex. Coach Mullen's press conference begins at 1 p.m. CT. The press conference will also be streamed live on SECNetwork+ via the Watch ESPN app and WatchESPN.com. FTP video will also be emailed out.

## WEDNESDAY TELECONFERENCE (Begins Aug. 30)

Coach Mullen will join the league's other 13 coaches on the SEC's Wednesday teleconference. The teleconferences are every Wednesday from Aug. 30-Nov. 22. Coach Mullen's 10-minute segment is scheduled from 11:50 a.m.-12 p.m. CT. The teleconference phone number can be obtained by contacting the SEC Communications Office.

## WEEKLY PLAYER INTERVIEWS

All interviews with players must be arranged through the MSU Communications office. During game week, all player interviews need to be arranged at least 24 hours in advance. Players are typically available following Monday and Tuesday's practices or after Tuesday and Wednesday's practices (depending on that week's schedule) in the media room of the Seal Complex. Player requests are to be emailed to Bill Martin AND Andrew Piper (APiper@athletics.msstate.edu). True freshmen aren't available to media until they see significant action in a game. MSU Athletic Communications will not supply the media home or cell numbers for Bulldog student-athletes. Likewise, training room, locker room and apartment/dormitory areas are considered private player areas and are off-limits to the media.

## ASSISTANT COACH INTERVIEWS

Members of the MSU Football staff are available for interviews by appointment through Bill Martin in the MSU Communications Office. Coordinators will address the media in the Seal Complex media room following practice during game weeks with offensive and defensive taking respective days. A schedule will be sent out every week.

## MEDIA WILL CALL

Media Will Call of Davis Wade Stadium opens 2 1/2 hours prior to kickoff at Gate C (SW side of the stadium across from Barnes and Noble). The Robert M. Hartley Press Box, named for longtime Mississippi State Sports Information Director and administrator Bob Hartley, is located on the 200 level of the west side of Davis Wade Stadium. To access the press box, enter Gate C on the west side of Davis Wade Stadium and take the media elevator to Level 2.

## MEDIA PARKING

A limited number of season and individual-game parking spaces reserved for the media are available near Davis Wade Stadium at Scott Field. Requests for media parking passes should be specified with credential requests. Due to space limitations, no motor-homes, campers or oversized vehicles will be permitted in media parking. Parking pass requests for satellite trucks should be made at least one week in advance. Satellite truck parking is located at Humphrey Coliseum.

## POSTGAME INTERVIEWS

Head Coach Dan Mullen and selected players will be available for postgame interviews on the second floor of the Seal M-Club Center at the south end of Davis Wade Stadium at Scott Field. MSU players may not be approached on the field following games for interviews. The visiting head coach and players will be available following the game in the visitors media room located adjacent to the visitors locker room in the north end zone.

This media opportunity will be coordinated by the visiting communications staff and Mississippi State Communications personnel.

## MEDIA CREDENTIALS

Football media credential priority is given to media outlets who cover Mississippi State Athletics on an active, consistent and comprehensive basis. Authorized outlets are established and legitimate journalistic endeavors with a proven history of comprehensive coverage.

### Newspapers

Preference will be given to those newspapers which cover all Mississippi State football games or the opposing team. Newspapers which cover all home games receive the next priority. Non-daily newspapers will not have access to Southeastern Conference contests.

### Television

Priority will be given to those stations which cover all Mississippi State football games or the opposing team. Stations which cover all home games receive the next preference.

### Radio Stations

Credentials will be limited to national networks, the two originating team broadcasts, Mississippi State area stations and the opposing team's hometown stations. Credentials will be granted on a space available basis. These stations must cover MSU Athletics or the visiting team on a regular, year-round basis.

### Internet Sites

Internet sites will receive credential consideration if they meet the following guidelines:

- Must show intent to be viable news organization, not fan-centric site.
- Overwhelming majority of content must be original-news stories, not satirical/fan-related posts or re-posts of non-original news from other media outlets.
- Must be part of a national network (i.e. ESPN.com, CBSSports.com, SI.com, Scout.com, 247Sports.com, Bleacher Report) or national media entity whose purpose is gathering news and disseminating it.
- Must consistently cover all of MSU's media availability opportunities during game week and consistently cover MSU's other sports OR must consistently cover the opposing team and be approved by the opposing team's media relations/communications staff
- Must have established record of meeting the above criteria, either by individual or organization.

Final approval of all credentials is at the discretion of Mississippi State Athletic Communications.

## PHOTOGRAPHERS/VIDEOGRAPHERS

MSU follows the guidelines established by the NCAA Communications Committee and the SEC regarding sideline control to insure the sideline is a working media area. The following guidelines are adhered to:

- Each photographer is required to wear a photo vest.
- Photo vests must be picked up at Media Will Call located at Gate C of Davis Wade Stadium or in the photo work room. Display the photo credential to the communications representative there and receive a photo vest with a corresponding number. Both the credential and the photo vest must be worn on the field.
- After kickoff, no photographers are permitted in the bench area, on the playing field, or in the 12-foot area between the photo limit line and sideline.
- Tripods are not permitted in the sideline photo vest area. Monopods are permissible.
- The areas behind the team benches are considered bench areas and are to be used only for the passage between the north and south sidelines. This area may not be used as a photo zone.
- Photographers are required to kneel when shooting from the new north endzone of Davis Wade Stadium. Standing is not allowed because of the Gridiron fan seating in the endzone.

## PHOTOGRAPHY WORKROOM

The new photographers workroom in the Northwest portal of Davis Wade Stadium is for STILL photographers ONLY. Videographers are not permitted in the photo work room. Drinks will be provided throughout the game in the workroom. The seats in the photographers workroom are reserved and set by the MSU Communications staff.

## COLLEGEPRESSBOX.COM

CollegePressBox.com serves as a one-stop shot for all needs regarding college football. Members can access team headshots and download weekly game notes, quotes, statistics, media guides and more for the conference and each of its member schools throughout the season. Login information will be distributed to accredited media or by applying for password by sending an email to [password@collegepressbox.com](mailto:password@collegepressbox.com).

## ATHLETIC COMMUNICATIONS STAFF DIRECTORY

Bryan Building Athletic Administration  
(P) 662.322.8881; (F) 662.325.2563

Mailing Address  
P.O. Box 5308  
Mississippi State, MS 39762



**Bill Martin** (Football)

Associate Athletic Director

Office Phone: ..... 662.325.0967  
Email: ..... bmartin@athletics.msstate.edu  
Twitter: ..... @MSUBillMartin



**John R. Cade** (HailState.com/Tennis)

Assistant Athletic Director

Office Phone: ..... 662.325.0971  
Email: ..... jrcade@athletics.msstate.edu  
Twitter: ..... @jrcade



**Gregg Ellis** (Men's Basketball/Track and Field)

Associate Director

Office Phone: ..... 662.325.3595  
Email: ..... gellis@athletics.msstate.edu  
Twitter: ..... @MSUsportsGregg



**Andrew Piper** (Baseball/Football Assistant)

Assistant Director

Office Phone: ..... 662.325.0972  
Email: ..... apiper@athletics.msstate.edu  
Twitter: ..... @ADPiper7



**Brock Turnipseed** (Women's Basketball/Golf)

Assistant Director

Office Phone: ..... 662.325.7556  
Email: ..... bturnipseed@athletics.msstate.edu  
Twitter: ..... @brockt\_msu



**Bob Carskadon**

HailStateBEAT Digital Media Reporter

Office Phone: ..... 662.325.8881  
Email: ..... bcarskadon@athletics.msstate.edu  
Twitter: ..... @bobcarskadon



**Kelly Price**

Photographer

Office Phone: ..... 662.325.6328  
Email: ..... kprice@athletics.msstate.edu  
Twitter: ..... @hailstatepics, @kprice\_photo



**Hannah Hamilton**

Accounting Assistant

Office Phone: ..... 662.325.8881  
Email: ..... dkeith@athletics.msstate.edu

## 2017 OPPONENT CONTACT INFORMATION

**Sept. 2** **Charleston Southern** **Starkville**  
Seth Montgomery; 843.863.7853; smontgomery@csuniv.edu

**Sept. 9** **at Louisiana Tech** **Ruston, La.**  
Malcolm Butler; 318.257.3145; mbutler@latech.edu

**Sept. 16** **LSU** **Starkville**  
Michael Bonnette; 225.578.8226; mbonnet@lsu.edu

**Sept. 23** **at Georgia** **Athens, Ga.**  
Claude Felton; 706.542.1621; cfelton@sports.uga.edu

**Sept. 30** **at Auburn** **Auburn, Ala.**  
Kirk Sampson; 334.844.9800; kirk@auburn.edu

**Oct. 14** **BYU** **Starkville**  
Brett Pyne; 801.422.4912; brett\_pyne@byu.edu

**Oct. 21** **Kentucky** **Starkville**  
Tony Neely; 859.257.3838; tneely@uky.edu

**Oct. 28** **at Texas A&M** **College Station, Texas**  
Alan Cannon; 979.845.5725; acannon@athletics.tamu.edu

**Nov. 4** **UMass** **Starkville**  
Cody Lahl; 845.750.4225; clahl@admin.umass.edu

**Nov. 11** **Alabama** **Starkville**  
Josh Maxson; 205.348.3631; jmaxson@ia.ua.edu

**Nov. 18** **at Arkansas** **Fayetteville, Ark.**  
Patrick Pierson; 479.575.2752; pspieroso@uark.edu

**Nov. 23** **Ole Miss** **Starkville**  
Kyle Campbell; 662.915.7544; kyle@olemiss.edu

## 2017 TRAVEL PLANS

**Sept. 9** **at Louisiana Tech** **Ruston, La.**  
Charter bus to Ruston, La., on Friday, Sept. 8  
Hotel Headquarters: Courtyard Ruston, 1309 Maxwell Boulevard, 318.254.0067

**Sept. 23** **at Georgia** **Athens, Ga.**  
Charter flight to Atlanta, Ga., on Friday, Sept. 22  
Hotel Headquarters: Sonesta Gwinnett Place Atlanta, 1775 Pleasant Hill Rd, Duluth, GA 30096, 770.923.1775

**Sept. 30** **at Auburn** **Auburn, Ala.**  
Charter bus to Montgomery, Ala., on Friday, Sept. 29  
Hotel Headquarters: Embassy Suites Montgomery, 300 Tallapoosa St, Montgomery, AL 36104, 334.269.5055

**Oct. 28** **at Texas A&M** **College Station, Texas**  
Charter flight to College Station, Texas, on Friday, Oct. 27  
Hotel Headquarters: Best Western Premier Bryan College Station, 1920 Austins Colony Pkwy, Bryan, TX 77802, 979.731.5300

**Nov. 18** **at Arkansas** **Fayetteville, Ark.**  
Charter flight to Northwest Arkansas Regional Airport on Friday, Nov. 17  
Hotel Headquarters: Embassy Suites Northwest Arkansas, 3303 Pinnacle Hills Parkway, Rogers, AR, 72758, 479.254.8400





# 2017 SEC FOOTBALL SCHEDULE

(Tentative and Subject to Change)



Date Team	Sept. 2	Sept. 9	Sept. 16	Sept. 23	Sept. 30	Oct. 7	Oct. 14	Oct. 21	Oct. 28	Nov. 4	Nov. 11	Nov. 18	Nov. 25
ALABAMA	FLORIDA STATE Atlanta	FRESNO STATE Tuscaloosa	COLORADO STATE Tuscaloosa	VANDERBILT Nashville	OLE MISS Tuscaloosa	TEXAS A&M College Station	ARKANSAS Tuscaloosa	TENNESSEE Tuscaloosa		LSU Tuscaloosa	MISSISSIPPI STATE Starkville	MERCER Tuscaloosa	AUBURN Auburn
ARKANSAS	FLORIDA A&M Little Rock (Aug. 31)	TCU Fayetteville		TEXAS A&M Arlington, Texas	NEW MEXICO STATE Fayetteville	SOUTH CAROLINA Columbia	ALABAMA Tuscaloosa	AUBURN Fayetteville	OLE MISS Oxford	COASTAL CAROLINA Fayetteville	LSU Baton Rouge	MISSISSIPPI STATE Fayetteville	MISSOURI Fayetteville (Nov. 24)
AUBURN	GEORGIA SOUTHERN Auburn	CLEMSON Clemson	MERCER Auburn	MISSOURI Columbia	MISSISSIPPI STATE Auburn	OLE MISS Auburn	LSU Baton Rouge	ARKANSAS Fayetteville		TEXAS A&M College Station	GEORGIA Auburn	LOUISIANA-MONROE Auburn	ALABAMA Auburn
FLORIDA	MICHIGAN Arlington, Texas	NORTHERN COLORADO Gainesville	TENNESSEE Gainesville	KENTUCKY Lexington	VANDERBILT Gainesville	LSU Gainesville	TEXAS A&M Gainesville		GEORGIA Jacksonville	MISSOURI Columbia	SOUTH CAROLINA Columbia	UAB Gainesville	FLORIDA STATE Gainesville
GEORGIA	APPALACHIAN STATE Athens	NOTRE DAME South Bend	SAMFORD Athens	MISSISSIPPI STATE Athens	TENNESSEE Knoxville	VANDERBILT Nashville	MISSOURI Athens		FLORIDA Jacksonville	SOUTH CAROLINA Athens	AUBURN Auburn	KENTUCKY Athens	GEORGIA TECH Atlanta
KENTUCKY	SOUTHERN MISS Hattiesburg	EASTERN KENTUCKY Lexington	SOUTH CAROLINA Columbia	FLORIDA Lexington	EASTERN MICHIGAN Lexington	MISSOURI Lexington		MISSISSIPPI STATE Starkville	TENNESSEE Lexington	OLE MISS Lexington	VANDERBILT Nashville	GEORGIA Athens	LOUISVILLE Lexington
LSU	BYU Houston	CHATTANOOGA Baton Rouge	MISSISSIPPI STATE Starkville	SYRACUSE Baton Rouge	TROY Baton Rouge	FLORIDA Gainesville	AUBURN Baton Rouge	OLE MISS Oxford		ALABAMA Tuscaloosa	ARKANSAS Baton Rouge	TENNESSEE Knoxville	TEXAS A&M Baton Rouge
OLE MISS	SOUTH ALABAMA Oxford	UT MARTIN Oxford	CALIFORNIA Berkeley		ALABAMA Tuscaloosa	AUBURN Auburn	VANDERBILT Oxford	LSU Oxford	ARKANSAS Oxford	KENTUCKY Lexington	LOUISIANA-LAFAYETTE Oxford	TEXAS A&M Oxford	MISSISSIPPI STATE Starkville (Nov. 23)
MISSISSIPPI STATE	CHARLESTON SOUTHERN Starkville	LOUISIANA TECH Ruston	LSU Starkville	GEORGIA Athens	AUBURN Auburn		BYU Starkville	KENTUCKY Starkville	TEXAS A&M College Station	UMASS Starkville	ALABAMA Starkville	ARKANSAS Fayetteville	OLE MISS Starkville (Nov. 23)
MISSOURI	MISSOURI STATE Columbia	SOUTH CAROLINA Columbia, Mo.	PURDUE Columbia	AUBURN Columbia		KENTUCKY Lexington	GEORGIA Athens	IDAHO Columbia	UCONN Hartford	FLORIDA Columbia	TENNESSEE Columbia	VANDERBILT Nashville	ARKANSAS Fayetteville (Nov. 24)
SOUTH CAROLINA	NC STATE Charlotte	MISSOURI Columbia, Mo.	KENTUCKY Columbia	LOUISIANA TECH Columbia	TEXAS A&M College Station	ARKANSAS Columbia	TENNESSEE Knoxville		VANDERBILT Columbia	GEORGIA Athens	FLORIDA Columbia	WOFFORD Columbia	CLEMSON Columbia
TENNESSEE	GEORGIA TECH Atlanta (Sept. 4)	INDIANA STATE Knoxville	FLORIDA Gainesville	UMASS Knoxville	GEORGIA Knoxville		SOUTH CAROLINA Knoxville	ALABAMA Tuscaloosa	KENTUCKY Lexington	SOUTHERN MISS Knoxville	MISSOURI Columbia	LSU Knoxville	VANDERBILT Knoxville
TEXAS A&M	UCLA Los Angeles (Sept. 3)	NICHOLLS College Station	LOUISIANA-LAFAYETTE College Station	ARKANSAS Arlington, Texas	SOUTH CAROLINA College Station	ALABAMA College Station	FLORIDA Gainesville		MISSISSIPPI STATE College Station	AUBURN College Station	NEW MEXICO College Station	OLE MISS Oxford	LSU Baton Rouge
VANDERBILT	MIDDLE TENNESSEE Murfreesboro	ALABAMA A&M Nashville	KANSAS STATE Nashville	ALABAMA Nashville	FLORIDA Gainesville	GEORGIA Nashville	OLE MISS Oxford		SOUTH CAROLINA Columbia	WESTERN KENTUCKY Nashville	KENTUCKY Nashville	MISSOURI Nashville	TENNESSEE Knoxville

2017 SEC CHAMPIONSHIP GAME • DECEMBER 2 • MERCEDES-BENZ STADIUM • ATLANTA, GA.



DARIUS  
SLAY

DAK  
PRESCOTT

FLETCHER  
COX

GABE  
JACKSON

D. M. Q.



FROM  
STATE  
TO  
SUNDAYS





SEPTEMBER 2 CHARLESTON SOUTHERN

SEPTEMBER 9 @ LOUISIANA TECH

SEPTEMBER 16 LSU

SEPTEMBER 23 @ GEORGIA

SEPTEMBER 30 @ AUBURN

OCTOBER 14 BYU

OCTOBER 21 KENTUCKY

OCTOBER 28 @ TEXAS A&M

NOVEMBER 4 UMASS

NOVEMBER 11 ALABAMA

NOVEMBER 18 @ ARKANSAS

NOVEMBER 23 OLE MISS

2017 SCHEDULE

